

APH Products

for the

Annual Meeting Open Hall

2020 Virtual Conference



AMERICAN
PRINTING
HOUSE

Braille Technology

Mantis Q40™

Keep braille at your fingertips anytime, anywhere with the [Mantis Q40](#), a Bluetooth® keyboard and 40-cell refreshable braille display. With the Mantis Q40, users no longer need to choose between a keyboard or a braille device — at the same time a student or professional is typing on the Mantis, the refreshable braille below the keyboard is providing a multimodal braille complement to the screen reader, making it easier to participate in, and succeed at, school or work. The Mantis can be used as a host or stand-alone device. Connect to other devices via USB or Bluetooth, or use the Mantis by itself to read books, edit and manage files, check the date and time, and make basic mathematical calculations.

Watch this [video](#) to learn more.

A close-up photograph of a bright green praying mantis standing on the keys of a black Mantis Q40 device. The device has a textured surface and several keys are visible, including F10, F11, and F12. The mantis is positioned in the center-right of the frame, facing left. The device is angled slightly upwards and to the right.

Mantis Q40

Chameleon 20™

Designed specifically for students, the [Chameleon 20](#) is a portable 20-cell braille display with a Perkins-style keyboard that can be used in and outside of the classroom to improve braille literacy skills. With two modes of connectivity, Bluetooth and USB, students can connect the Chameleon to a computer to do research and edit assignments. The Chameleon can also be used as a stand-alone notetaker, allowing students to edit and manage files, read books, check the date and time, and make basic mathematical calculations.

Braille Trail Reader LE

Start your students' braille journey with a positive technology experience that allows them to discover the joys of reading and writing. The [Braille Trail Reader LE](#) is a customized, limited edition version of HumanWare's Brailliant™ BI14 braille display, developed exclusively for teachers and students. The proprietary Braille Trail Reader File Transfer Windows® app enables teachers to easily read and transfer files to and from their students' Reader. Students can take notes and create, edit, and read text and braille files, enhancing the classroom experience. Visit braillebug.org for additional resources, including more information about braille literacy, and engaging and inclusive student activities, and to order a complementary classroom kit.

Braille Embossers

PixBlaster™

[PixBlaster](#) is an embosser that combines tactile graphics with braille text. This embosser easily produces double-sided interpoint braille with smooth, rounded dots for improved readability and industry-leading tactile graphics with variable dot heights for color representation. Simply connect to Wi-Fi, use BrailleBlaster, and emboss using 12-inch wide tractor-fed paper.

PageBlaster™

[PageBlaster](#) is a portable and powerful braille embosser for continuous fanfold paper. The tractor-fed design provides smooth paper handling. Utilize the embosser's Wi-Fi capability and connect to BrailleBlaster to produce double-sided interpoint braille.



Low-Vision Solutions

Jupiter Portable Magnifier™

Whether it's in the classroom, workplace, or at home, [this powerful HD magnifier](#) allows you to continue those activities that bring joy to everyday life, while exploring new opportunities for lifelong education. This easy-to-use, yet powerful magnifier features reading, distance, and self-view modes with over 30 contrasting colors, an LED screen, and much more!

[Learn more about Jupiter and its contribution to a student's academic success.](#)

MATT Connect™

Learn up close and personal. The [MATT Connect](#) is a magnifier, distance viewer, and smart tablet, all in one device. Customize your learning experience by choosing simple magnification settings or the feature-rich software options. A preloaded APH accessible software package provides expanded educational value.

Already own a MATT Connect? Get the most out of this revolutionary product with these [MATT Connect training webinars](#).

Low-Vision Solutions

Video Mag HD™

Perfect for students and adults, [this handheld magnifier](#) provides crystal-clear, full-color images by magnifying whatever appears under its auto-focus HD camera by 2x-13x. Ideal for viewing small print labels, price tags, receipts, and more.

Juno – Coming Early 2021

Magnify and read text aloud with the press of a button. Juno is a portable handheld magnifier with a 7-inch matte LCD screen, 2x-24x magnification, 21 high-contrast color modes, and 4 GB of internal storage. Read and save multiple page documents with ease or use Juno's writing view for short writing tasks such as filling out forms and worksheets, signing your name, or writing a check.

Listen to [this audio segment](#) to get more information about APH's family of magnifiers.

Topaz Filters

The [UltraLens Topaz lenses](#) reduce glare and filter the amount of indoor/outdoor blue light exposure from computer screens, overhead lights, fluorescent lights, and the outdoors. These lenses help to provide a more comfortable viewing experience for the user by enhancing contrast and reducing eye strain and fatigue.

UltraLens

The [UltraLens](#) addresses the amount of blue light exposure through computer screens, overhead lights, etc. thus reducing glare. These yellow lenses are beneficial in enhancing contrast for the user while providing a comfortable experience in viewing. A soft case is provided to store the lenses.



Kids and Parents

Virtual ExCEL Academy

Back by popular demand – The Virtual ExCEL Academy will resume courses the week of October 12! The ExCEL Academy offers free engaging lessons for students with a variety of abilities. We understand that children's needs are unique and that lessons may not apply for all kids, and we are dedicated to providing as much variety as possible.

This fall, courses will be offered Tuesday, Wednesday, and Thursday only, and will focus on content for the following age groups:

Tuesday: From Birth to 6th grade


Wednesday: From 7th to 12th grade

Thursday: Students with multiple impairment

Parents and teachers are welcome to join and observe the courses. For more information please visit aph.org. To be added to our ExCel Academy mailing list please email communications@aph.org.

#AtHomeWithAPH Resources

Keep your student or child learning and having fun with [this list of resources](#) compiled by APH.



Paint by Number Safari Series

Learn about art, nature, and real-world colors with the [Paint by Number Safari series](#).

Custom-made drawings of real-world subjects are printed and embossed on heavy paper, making this coloring series fun for all. Wide, solid, embossed lines identify the creature, while thin embossed lines denote color separation on the creature's body. Dashed lines identify background images and solid, raised areas identify parts of the images that are too small to fill with color. Each image includes fun facts about that creature's life, including size, diet, predators, and environment, along with specific color code for that creature. These drawings can be colored in using colored pencils, crayons, or watercolor paints.



Kids and Parents

Feel ‘n Peel Series

The [Feel ‘n Peel series](#) of products can be used in numerous ways by teachers, parents, students, and adults to make household and academic materials accessible.

BrailleBuzz™

[BrailleBuzz](#) is an instructional tool for young braille learners, ages two to five. It encourages practice with braille characters and phonics, similar to a variety of audio-based tools that teach print writing. Resembling a cartoon bumblebee, BrailleBuzz encourages little ones with audio feedback, a friendly recorded human voice, and fun sounds, paired with a Perkins-style braille keyboard, designed with little hands in mind.

Code Jumper™

Jump-start students’ interest in computer science with [Code Jumper](#)! Originally designed by Microsoft and developed by APH, this fun and engaging product takes block coding off the screen and puts it on the table in front of you, making it accessible to all students. Brightly colored plastic pods with oversized buttons and knobs are connected by “jumper cables” (thick cords) to physically create computer code that can tell stories, play music, and even crack jokes.

More resources and information about Code Jumper can be found [here](#).

Hop-a-Dot Mat

With [Hop-a-Dot Mat](#), students can learn braille while being physically involved and active – an exciting alternative to routine, sedentary tasks. Hop-a-Dot Mat encourages young braille readers to acquire and demonstrate their knowledge of the braille cell configuration, braille alphabet letters, one-cell contractions, and numbers through movement. This product's related games and activities address many skills and concepts needed by students who are blind and visually impaired, including social interaction skills, self-expression and creativity, physical activity, body awareness/coordination, tactile discrimination, and spatial concepts.

Color Raceway

[Color Raceway](#) is an exciting board game, adapted for children who have visual impairments, including those with a CVI diagnosis. Color Raceway utilizes the characteristics of color, movement, and low to high complexity, encouraging players to use their vision in a functional and fun way. Use this game to increase orientation and mobility skills, color awareness, and positive social interaction skills (sharing, taking turns with others) as players navigate the board's track, encountering stop signs and yield signs along the way. Teachers and parents of young students may use Color Raceway's kit of accessories to design an individual game board for each player, building upon players' individual strengths and assisting parents/teachers in understanding the level of materials with which players are most successful. Sighted peers will want to join the fun also.



Kids and Parents

TactileDoodle™


Draw, play, and create – your way! The [TactileDoodle](#) is a low-tech drawing board that can be used at home or in school to generate tactile, raised-line graphics or art. Simply pick up the included short, single-tip stylus or a ballpoint pen and start drawing. Drawn tactile images appear white against a black background/padded surface for enhanced visual contrast or a chalkboard appearance.



Software

BrailleBlaster™

BrailleBlaster is a free transcription program developed by APH. This software allows transcribers the ability to provide blind and visually impaired students with braille textbooks on the first day of class. Download [BrailleBlaster](#) for free today.



JAWS and ZoomText Annual Student Licenses

JAWS

For only \$90 per annual subscription, students who are blind and visually impaired can easily navigate, read and write documents, and create presentations from their school PC, remote desktop, or from home. [JAWS](#) provides speech and braille output for the most popular computer applications. This software is also helpful for the working adult, at home or in the office.



ZoomText

For only \$80 per annual subscription, students with low vision can enlarge and enhance everything on their computer screen. [ZoomText](#) also echoes your typing and essential program activity, and automatically reads documents, web pages, and email.




Using the new Software License Portal, teachers and administrators can manage their licenses and move them between computers. Licenses are registered directly to an email address. Software can be installed on all versions of Windows® 7, 8, and 10.


Apps and Games

Mobile/Desktop Apps, Skills/Actions

Enjoy hours of fun and learning with APH's variety of [apps](#) for desktop and mobile devices. Amazon Alexa® and Google Assistant™ users can also join the party by trying out these [APH skills and actions](#).



APH ConnectCenter



Overview

The [APH ConnectCenter](#) is made up of the following properties:

- [VisionAware](#): A website designed for adults and seniors who are visually impaired.
- [FamilyConnect](#): A website built around the needs of a family of a visually impaired child.
- [CareerConnect](#): A resource page for job seekers who are visually impaired or blind.
- APH's Information & Referral Hotline: (800) 232-5463 is a number that people can call to find answers to their questions relating to a visual impairment or blindness.

APH also receives your questions via our e-mail:
connectcenter@aph.org.

APH ConnectCenter

ConnectCenter Events Calendar

APH is pleased to announce the launch of the ConnectCenter Hub and calendar at aphconnectcenter.org. Through this hub, people are able to access the three ConnectCenter websites: [CareerConnect](#), [FamilyConnect](#), and [VisionAware](#). This website also includes an events calendar meant to be used by the entire blindness field. Instead of trying to keep track of all the events being hosted by all the blindness organizations, people can find everything in one place.

To submit your organization's event, go to aphconnectcenter.org and fill out the event submission form.

Getting Started

APH is so excited to present the [Getting Started Guide for Adults with Vision Loss](#), which was made possible by a partnership between APH and the Reader's Digest Partners for Sight Foundation. This guide is helpful for those individuals who have been recently diagnosed with a visual impairment. It is designed to help answer some questions one might have if they find themselves wondering what to do, who to contact, and where to go. This guide will point users in the direction of finding the tools, information, support systems, and guidance they seek during this challenging time in their lives.



Getting Started 2020


A Guide for People New to Vision Loss

The [Guide](#) provides guidance on exactly what steps you need to take to get started on your journey and arm you with the knowledge and support systems available to you and that you need to help you live at your maximum independence. Steps such as:

- Make an appointment for an Eye Exam.
- Have a low vision examination. The [Guide](#) provides some resources that have information about low vision services.
- Explore vision rehabilitation services.
- Get connected with others who are experiencing what you may be experiencing and connect to resources, to services, to peers, and to activities.

Starting with these steps can bring you comfort, knowledge, and support.

More than 25 million Americans report trouble seeing, and APH is here to help by providing this guide in many formats, including print, web, social media, apps, a toll-free hotline, and more. APH will be sending [Guides](#) out to local lighthouses for the blind. If you would like a [guide](#), feel free to call the APH Information & Referral Line (800) 232-5463 or go to aphconnectcenter.org.



American Printing House for the Blind, Inc.
1839 Frankfort Ave. • Louisville, KY 40206
502-895-2405 • 800-223-1839 • www.aph.org