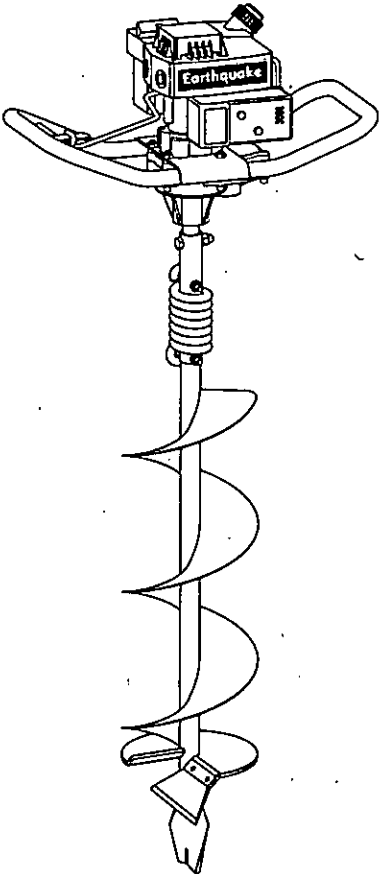
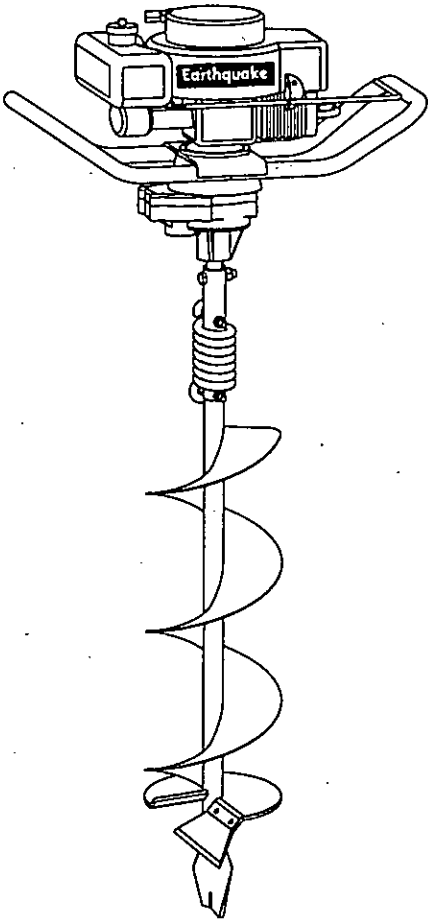


# Earthquake®

## OPERATOR'S MANUAL POWER EARTH AUGER



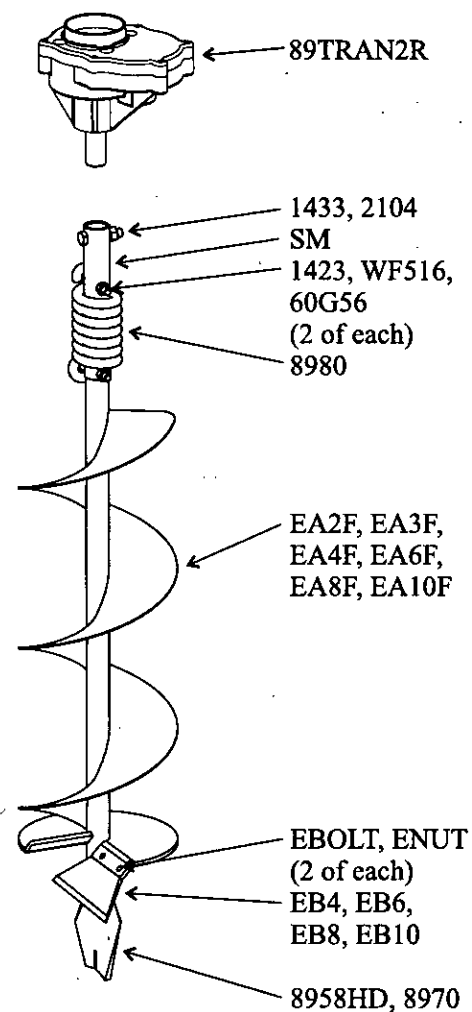
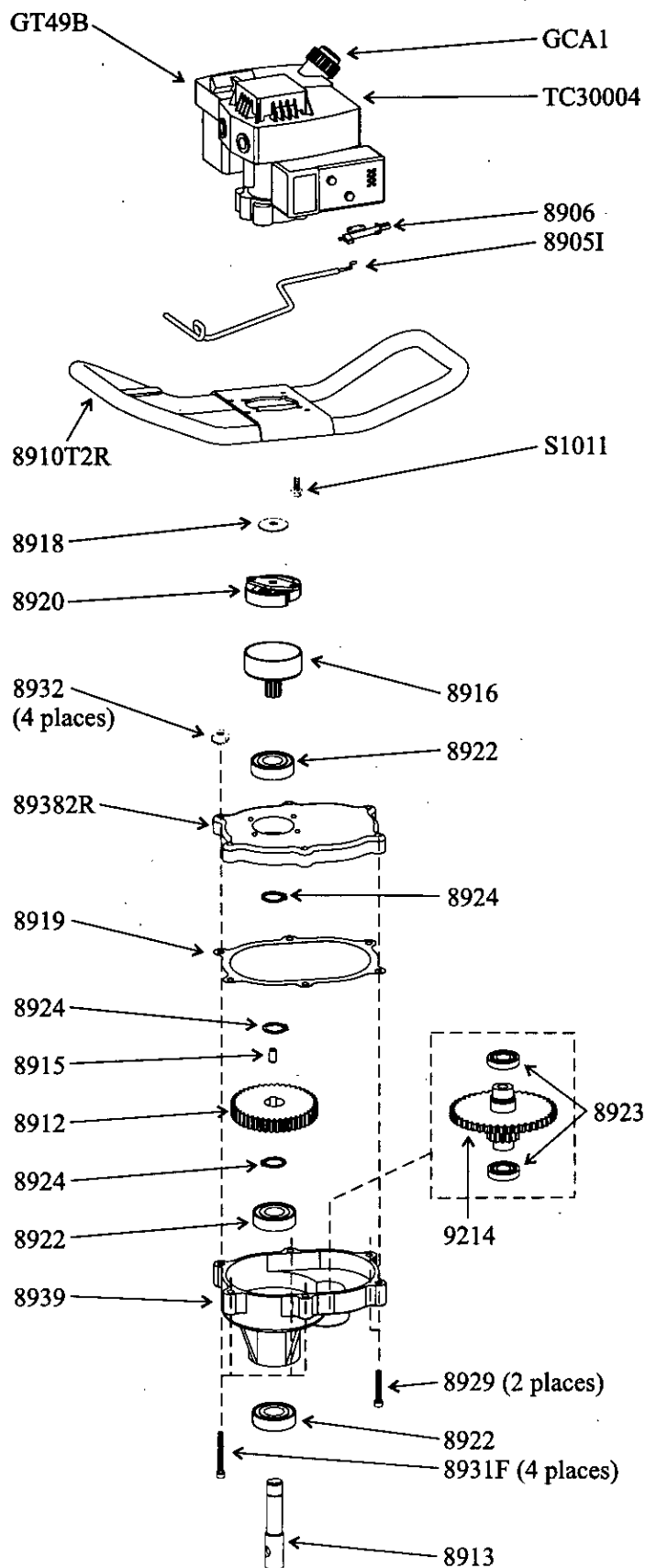
**Model 8900E**



**Model 9000E**



# EARTHQUAKE MODEL 8900E PARTS LIST



# EARTHQUAKE MODEL 8900E PARTS LIST



MINIMUM ORDER ..... \$10.00

## POWERHEAD PARTS

<u>Part #</u>	<u>Description</u>	<u>Qty.</u>
60G70	Toggle Switch	1
89TRAN2R	Complete Transmission	1
8905I	Throttle Control Rod	1
8906	Throttle Control, Engine	1
8910T2R	Handlebar, w/throttle mounting tab	1
8912	44T Gear	1
8913	Output Shaft, 7/8"	1
8915	Dowel Pin, 1/4" x 1/2", hardened steel	1
8916	Clutch Drum & 7T Pinion Gear	1
8918	Washer, Clutch-Hardened Steel	1
8919	Gasket	1
8920	Centrifugal Clutch Rotor	1
8922	Ball Bearing	3
8923	Ball Bearing	2
8924	Snap Ring	3
8929	Bolt-SHCS, 1/4-20 x 1-1/2" (gear case bottom to gear case top)	2
8931F	Bolt-SHCS, 1/4-20 x 2" (gear case to ring)	4
8932	Nut-Hex, 1/4"-20 Keps	4
8939	Gear Case Bottom	1
9214	48T & 10T Pinion Gear Cluster, left hand thread	1
89382R	Gear Case Top	1
GCA1	Gas Cap	1
GT49B	Gas Tank	1
S1011	Bolt-SHCS, 1/4-20 x 3/4" (handlebar plate to engine)	4
TC30004	Gas Engine	1

## EARTHAUGER PARTS

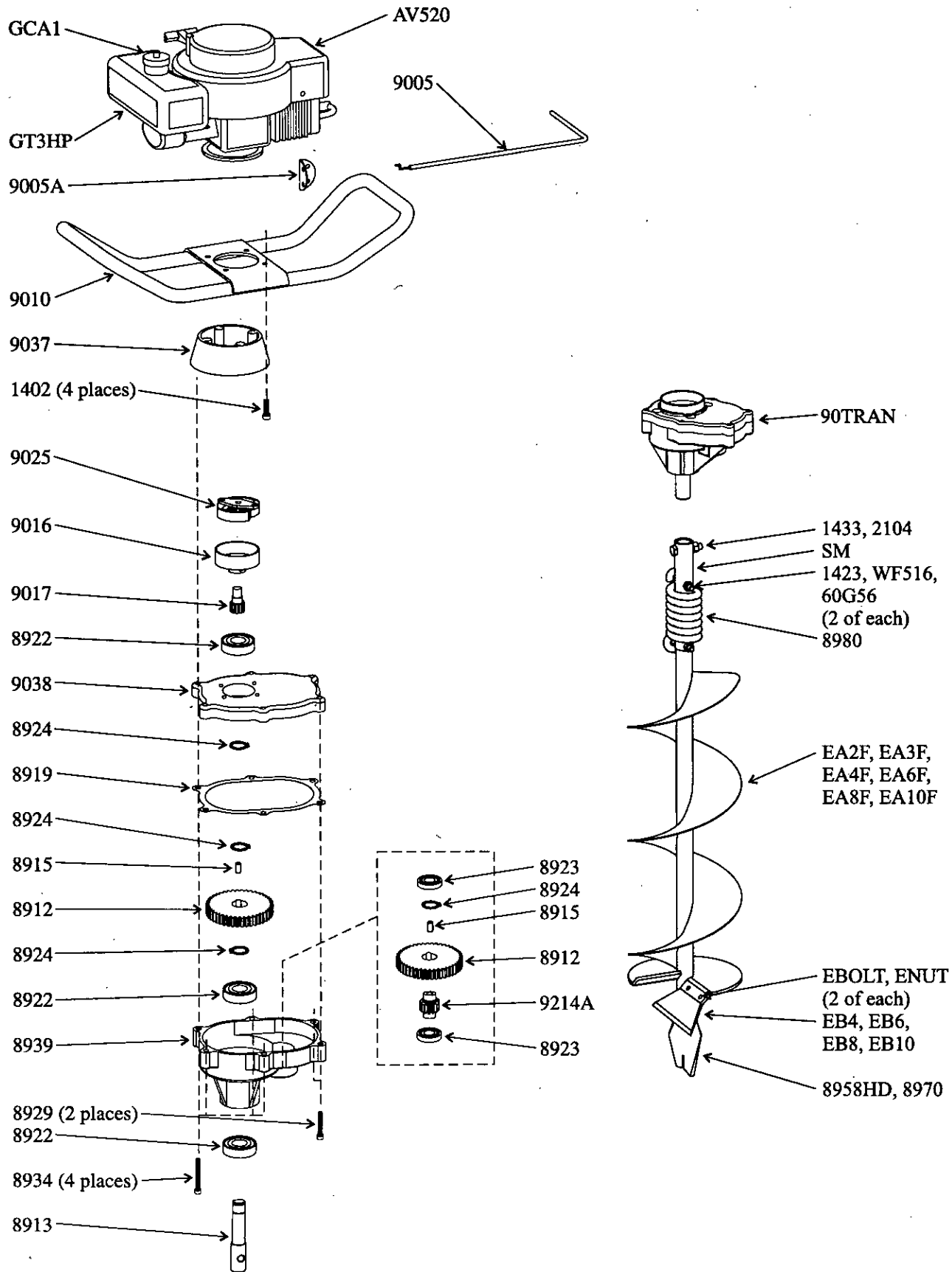
<u>Part #</u>	<u>Description</u>	<u>Qty.</u>
60G56	Nut-Hex 2-way reversible locknut, 5/16-18	2
1423	Bolt-HHCS, 5/16-18 x 2", Grade 5 (auger shock spring)	2
1433	Bolt-HHCS, 3/8-16 x 1-1/2" (auger to powerhead)	2
2104	Nut-Hex Locking, 3/8-16	2
8958HD	Fishtail Point (used on 4" or larger earth auger)	1
8970	Fishtail Point (used on 2" & 3" earth auger)	1
8980	Shock Spring	1
EA2F	Earth Auger, 2" w/fishtail point	1
EA3F	Earth Auger, 3" w/fishtail point	1
EA4F	Earth Auger, 4" w/fishtail point	1
EA6F	Earth Auger, 6" w/fishtail point	1
EA8F	Earth Auger, 8" w/fishtail point	1
EA10F	Earth Auger, 10" w/fishtail point	1
EB4	Earth Blade, 4" (includes EBOLT & ENUT)	1
EB6	Earth Blade, 6" (includes EBOLT & ENUT)	1
EB6HD	Heavy Duty Earth Blade, 6" (includes EBOLT & ENUT)	1
EB8	Earth Blade, 8" (includes EBOLT & ENUT)	1
EB8HD	Heavy Duty Earth Blade, 8" (includes EBOLT & ENUT)	1
EB10	Earth Blade, 10" (includes EBOLT & ENUT)	1
EB10HD	Heavy Duty Earth Blade, 10" (includes EBOLT & ENUT)	1
EBOLT	Bolt-Hex, 1/4-28 x 5/8", Grade 5 (earth blade to auger)	2
ENUT	Nut-Nyloc, 1/4-28	2
SM	Shock Mechanism (used on 6" or larger earth auger)	1
WF516	Washer-Flat, 5/16"	2

## ACCESSORIES

EXT6	Depth Extension, 6"
EXT12	Depth Extension, 12"
EXT18	Depth Extension, 18"



# EARTHQUAKE MODEL 9000E PARTS LIST



# EARTHQUAKE MODEL 9000E PARTS LIST



MINIMUM ORDER ..... \$10.00

## POWERHEAD PARTS

<u>Part #</u>	<u>Description</u>	<u>Qty.</u>
60G70	Toggle Switch	1
90TRAN	Complete Transmission	1
1402	Bolt-SHCS, 5/16-18 x 1-1/4" (mount ring to engine)	4
8912	44T Gear	2
8913	Output Shaft, 7/8"	1
8915	Dowel Pin, 1/4" x 1/2", hardened steel	2
8919	Gasket	1
8922	Ball Bearing	3
8923	Ball Bearing	2
8924	Snap Ring	4
8929	Bolt-SHCS, 1/4-20 x 1-1/2" (gear case bottom to gear case top)	2
8934	Bolt-SHCS, 1/4-20 x 2-1/4" (gear case to ring)	4
8939	Gear Case Bottom	1
9005	Throttle Control Rod	1
9005A	Twist-Throttle Control Rod	1
9010	Handlebar-Foamed	1
9016	Clutch Drum & 7T Pinion Gear	1
9017	12T Pinion Gear. Threaded	1
9025	Centrifugal Clutch Rotor	1
9037	Mount Ring (handlebar to gear case top)	1
9038	Gear Case Top	1
9214A	10T Pinion Gear	1
AV520	Gas Engine	1
GCA1	Gas Cap	1
GT3HP	Gas Tank	1

## EARTHAUGER PARTS

<u>Part #</u>	<u>Description</u>	<u>Qty.</u>
60G56	Nut-Hex 2-way reversible locknut, 5/16-18	2
1423	Bolt-HHCS, 5/16-18 x 2", Grade 5 (auger shock spring)	2
1433	Bolt-HHCS, 3/8-16 x 1-1/2" (auger to powerhead)	2
2104	Nut-Hex Locking, 3/8-16	2
8958HD	Fishtail Point (used on 4" or larger earth auger)	1
8970	Fishtail Point (used on 2" & 3" earth auger)	1
8980	Shock Spring	1
EA2F	Earth Auger, 2" w/fishtail point	1
EA3F	Earth Auger, 3" w/fishtail point	1
EA4F	Earth Auger, 4" w/fishtail point	1
EA6F	Earth Auger, 6" w/fishtail point	1
EA8F	Earth Auger, 8" w/fishtail point	1
EA10F	Earth Auger, 10" w/fishtail point	1
EB4	Earth Blade, 4" (includes EBOLT & ENUT)	1
EB6	Earth Blade, 6" (includes EBOLT & ENUT)	1
EB6HD	Heavy Duty Earth Blade, 6" (includes EBOLT & ENUT)	1
EB8	Earth Blade, 8" (includes EBOLT & ENUT)	1
EB8HD	Heavy Duty Earth Blade, 8" (includes EBOLT & ENUT)	1
EB10	Earth Blade, 10" (includes EBOLT & ENUT)	1
EB10HD	Heavy Duty Earth Blade, 10" (includes EBOLT & ENUT)	1
EBOLT	Bolt-Hex, 1/4-28 x 5/8", Grade 5 (earth blade to auger)	2
ENUT	Nut-Nyloc, 1/4-28	2
SM	Shock Mechanism (used on 6" or larger earth auger)	1
WF516	Washer-Flat, 5/16"	2

## ACCESSORIES

EXT6	Depth Extension, 6"
EXT12	Depth Extension, 12"
EXT18	Depth Extension, 18"