



HEARTH PRODUCTS

P/N 775230M Rev. D 08/2011
Ce manuel est disponible en français, simplement en faire la demande. Numéro de la pièce 775230CF.

WHAT'S INSIDE

Table of Contents	2
Safety and Your Fireplace	2
FREE Safety Guard Offer (Protects Against Burns)	2
Important Safety Information	4
Attaching the Safety-in-Operation Warnings	5
[EN FRANÇAIS] L'information de sûreté importante	3-4
Apposition des mises en garde relatives à la sécurité d'utilisation ...	5
[EN ESPAÑOL] Información importante de seguridad	3-4
Colocación de advertencias de seguridad en operación	5

INSTALLATION AND OPERATION INSTRUCTIONS

**Direct-Vent
RAVELLE™ 30**

DAVE LENNOX
signature
COLLECTION

MODELS

RAVL30

Tested & Listed By  Portland Oregon USA
OMNI-Test Laboratories, Inc.

OTL Report No. 050-S-12b-5



INSTALLER: Leave this manual with the appliance.

CONSUMER: Retain this manual for future reference.

INSTALLATEUR : Laissez cette notice avec l'appareil.

CONSOMMATEUR : Conservez cette notice pour consultation ultérieure.



This appliance may be installed in an aftermarket permanently located, manufactured home (USA only) or mobile home, where not prohibited by local codes. This appliance is only for use with the type of gas indicated on the rating plate. This appliance is not convertible for use with other gases unless a certified kit is used.



WARNING / AVERTISSEMENT / AVISO

- HOT GLASS WILL CAUSE BURNS.
- DO NOT TOUCH GLASS UNTIL COOLED.
- NEVER ALLOW CHILDREN TO TOUCH GLASS.



- UNE SURFACE VITRÉE CHAUDE PEUT CAUSER DES BRÛLURES.
- LAISSER REFROIDIR LA SURFACE VITRÉE AVANT D'Y TOUCHER.
- NE PERMETTEZ JAMAIS À UN ENFANT DE TOUCHER LA SURFACE VITRÉE.
- EL VIDRIO CALIENTE CAUSARÁ QUEMADURAS.
- USTED DEBE NUNCA TOCAR EL VIDRIO CALIENTE.
- LOS NIÑOS DEBEN NUNCA TOCAR EL VIDRIO.

WARNING: If the information in these instructions is not followed exactly, a fire or explosion may result causing property damage, personal injury or death.

- Do not store or use gasoline or other flammable vapors and liquids in the vicinity of this or any other appliance.
- **WHAT TO DO IF YOU SMELL GAS**
 - Do not try to light any appliance.
 - Do not touch any electrical switch; do not use any phone in your building.
 - Immediately call your gas supplier from a neighbor's phone. Follow the gas supplier's instructions.
 - If you cannot reach your gas supplier, call the fire department.
- Installation and service must be performed by a qualified installer, service agency or the gas supplier.

AVERTISSEMENT: Assurez-vous de bien suivre les instructions données dans cette notice pour réduire au minimum le risque d'incendie ou d'explosion ou pour éviter tout dommage matériel, toute blessure ou la mort.

- Ne pas entreposer ni utiliser d'essence ni d'autres vapeurs ou liquides inflammables dans le voisinage de cet appareil ou de tout autre appareil.
- **QUE FAIRE SI VOUS SENTEZ UNE ODEUR DE GAZ:**
 - Ne pas tenter d'allumer d'appareil.
 - Ne touchez à aucun interrupteur. Ne pas vous servir des téléphones se trouvant dans le bâtiment où vous trouvez.
 - Appelez immédiatement votre fournisseur de gaz depuis un voisin. Suivez les instructions du fournisseur.
 - Si vous ne pouvez rejoindre le fournisseur de gaz, appelez le service des incendies.
- L'installation et l'entretien doivent être assurés par un installateur ou un service d'entretien qualifié ou par le fournisseur de gaz.

REPLACEMENT PARTS - RAVELLE™ 30 (RAVL30)

Part Number	Description
H3135	Cassette Assembly NG (if LP, also requires 75204 Conversion Kit)
H5935	Burner Tube
H5947	Pilot Assembly NG (If LP, also requires H5944 LP pilot orifice)
H3076	Thermocouple
H5882	Thermopile
H5938	Gas Control Valve NG (if LP, also requires H5941 Regulator Kit)
H5939	Regulator NG
H5941	Regulator LP
H5926	Main Burner Orifice #37 NG
H5927	Main Burner Orifice #52 LP
H5958	Pilot Orifice NG
H5944	Pilot Orifice LP
H5897	Main Gas Valve Supply Line
H3117	Blower W/Mounting Bracket
H5875	Blower Snap Switch
H5742	Blower Speed Control (rheostat)
H5744	On/Off Switch
H3119	On/Off Switch Wires
H5745	Piezo Igniter
H5885	Igniter Electrode and Wire
H3120	Electrical Harness W/Inner Plate
H5862	Log Set
H5748	Brick Panel Brackets
H5863	Bag of Embers / volcanic stone
H5864	Bag of Glowing Embers (rockwool)
H5865	Bag of Steel Wool
H3075	Firebox Door W/Glass
H3122	Flue Restrictor Plates W/Hardware
H6028	Bottom Face Brackets (Pillar Face)
H6022	Top Mounting Bracket (Foundry™ Face)
H6024	Bottom Mounting Bracket (Foundry Face)
H6023	Top Mounting Bracket (Pillar Face)

Contact an Lennox Hearth Products dealer to obtain any of these parts. Never use substitute materials. Use of non-approved parts can result in poor performance and safety hazards.

 **WARNING**

Failure to position the parts in accordance with these diagrams or failure to use only parts specifically approved with this appliance may result in property damage or personal injury.

 **AVERTISSEMENT**

Risque de dommages ou de blessures si les pièces ne sont pas installées conformément à ces schémas et ou si des pièces autres que celles spécifiquement approuvées avec cet appareil sont utilisées.

ACCESSORIES

Product Reference Information

Cat.#	Model	Ship.Wt.	Ship. Volume
55515C	RAV30DVF-C	240 lb.	43 cu. ft.

Brick Panel Kits (ref. form #775268M)



Standard Tan Brick



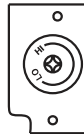
Red Brick

Cat. No.	Model	Description
H7982	RAVL30-STD-BRK	Standard Tan Brick
75360	RAVL30-RED-BRK	Red Brick

Misc.

75259	NP-RAVL30/42	Nail Plates (4x12) galvanized
Remote Thermostat is not compatible with R30. Contact Lennox Hearth Products Technical Dept. with questions.		

Gas Conversion Kits



75205	RAVL30-CK-LP to NG	Conversion Kit, LP to NG <small>(ref. form #775240M)</small>
75204	RAVL30-CK-NG to LP	Conversion Kit NG to LP <small>(ref. form #775249M)</small>

Foundry™ Face Kit

(ref. form #775287M)



75034	FOUNDRYF-30	Black Face/Black Nickel Hand-Hammered Straps 37-7/8" W X 25-3/16" H
-------	-------------	---



Wall Thermostat

H4635	DWTK	Wall Thermostat, Digital
-------	------	--------------------------

Pillar Cast Face Kits ❶

Note: 3 boxes to complete face
37-5/8" W x 23-3/4" H

(ref. form #775258M)



Cat. No.	Model	Description
75093	PILCST-GLASS	Glass Door (Box 1 of 3)
75092	PILCST-PILRS2	Back, Pillars, Top (Box 2 of 3)
75094	PILCST-GRL-TRD3	Grill/Bars Traditional (Box 3 of 3) or
75091	PILCST-GRL-FIL3	Grill/Filigree Ornate (Box 3 of 3)

Screen Face Kit

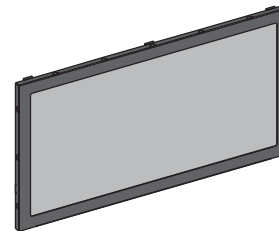
(ref. form #775288M)



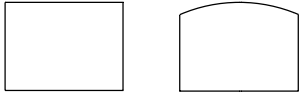
75382	SCREENF-30	Screen Face/Double Door/Black, 37-1/2" W x 25-7/8" H
-------	------------	--


Barrier Screen Kit


(ref. form #506033-23)



H7724	RAV30-BS	Barrier Screen Kit
-------	----------	--------------------


MASONRY TEMPLATES (must be used if facing material exceeds stove body's built-in 1" template) (ref. form #775209M)		
		
Cat. No.	Model	Description
75206	MT-ARCH30	Arched
75209	MT-CLS30	Classic
75090	MT-FOUNDRY 30	Foundry
H7202	MT-SCREEN30	Masonry Template, Screen

Classic Face - Required to Complete Face: Insets (ref. form #775253M)		
		
Cat. No.	Model	Description
75282	CIF30-BLK	Black Face
75284	CIF30-GOLD	Gold Face
75283	CIF30-NKL	Brushed Nickel Face
75285	CIF30-BKNKL	Black Nickel Face

Arch Face - Required to Complete Face: Insets (ref. form #775253M)		
		
Cat. No.	Model	Description
75286	AIF30-BLK	Black Face, 35-1/2" W x 24-7/16" H
75288	AIF30-GOLD	Gold Face, 35-1/2" W x 24-7/16" H
75287	AIF30-BRNKL	Brushed Nickel Face, 35-1/2" W x 24-7/16" H
75289	AIF30-BKNKL	Black Nickel Face, 35-1/2" W x 24-7/16" H

Knobs	
75169	Gold (set of 2)
75170	Brushed Nickel (set of 2)
75010	Black Nickel (set of 2)

Insets (Required - Includes 1 Top and 1 Bottom Inset) (ref. form #775253M)		
		
Cat. No.	Model	Description
75310	CI30-ASPEN-BLK	Aspen Black
75312	CI30-ASPEN-GOLD	Aspen Gold
75311	CI30-ASPEN-BRNKL	Aspen Brushed Nickel
75313	CI30-ASPEN-BKNKL	Aspen Black Nickel
75302	CI30-NAPA-BLK	Napa Black
75304	CI30-NAPA-GOLD	Napa Gold
75303	CI30-NAPA-BRNKL	Napa Brushed Nickel
75305	CI30-NAPA-BKNKL	Napa Black Nickel
75334	CI30-TUSCAN-BLK	Tuscan Black
75336	CI30-TUSCAN-GOLD	Tuscan Gold
75335	CI30-TUSCAN-BRNKL	Tuscan Brushed Nickel
75337	CI30-TUSCAN-BKNKL	Tuscan Black Nickel

Insets - Required, Includes 1 Top and 1 Bottom Inset (ref. form #775253M)		
		
Cat. No.	Model	Description
75306	AI30-ASPEN-BLK	Aspen Black
75308	AI30-ASPEN-GOLD	Aspen Gold
75307	AI30-ASPEN-BRNKL	Aspen Brushed Nickel
75309	AI30-ASPEN-BKNKL	Aspen Black Nickel
75330	AI30-NAPA-BLK	Napa Black
75332	AI30-NAPA-GOLD	Napa Gold
75331	AI30-NAPA-BRNKL	Napa Brushed Nickel
75333	AI30-NAPA-BKNKL	Napa Black Nickel
75298	AI30-TUSCAN-BLK	Tuscan Black
75300	AI30-TUSCAN-GOLD	Tuscan Gold
75299	AI30-TUSCAN-BRNKL	Tuscan Brushed Nickel
75301	AI30-TUSCAN-BKNKL	Tuscan Black Nickel