



**DUST COLLECTOR**  
**R2D2**  
**OWNER'S MANUAL AND PARTS BOOK**



## SPECIFICATIONS

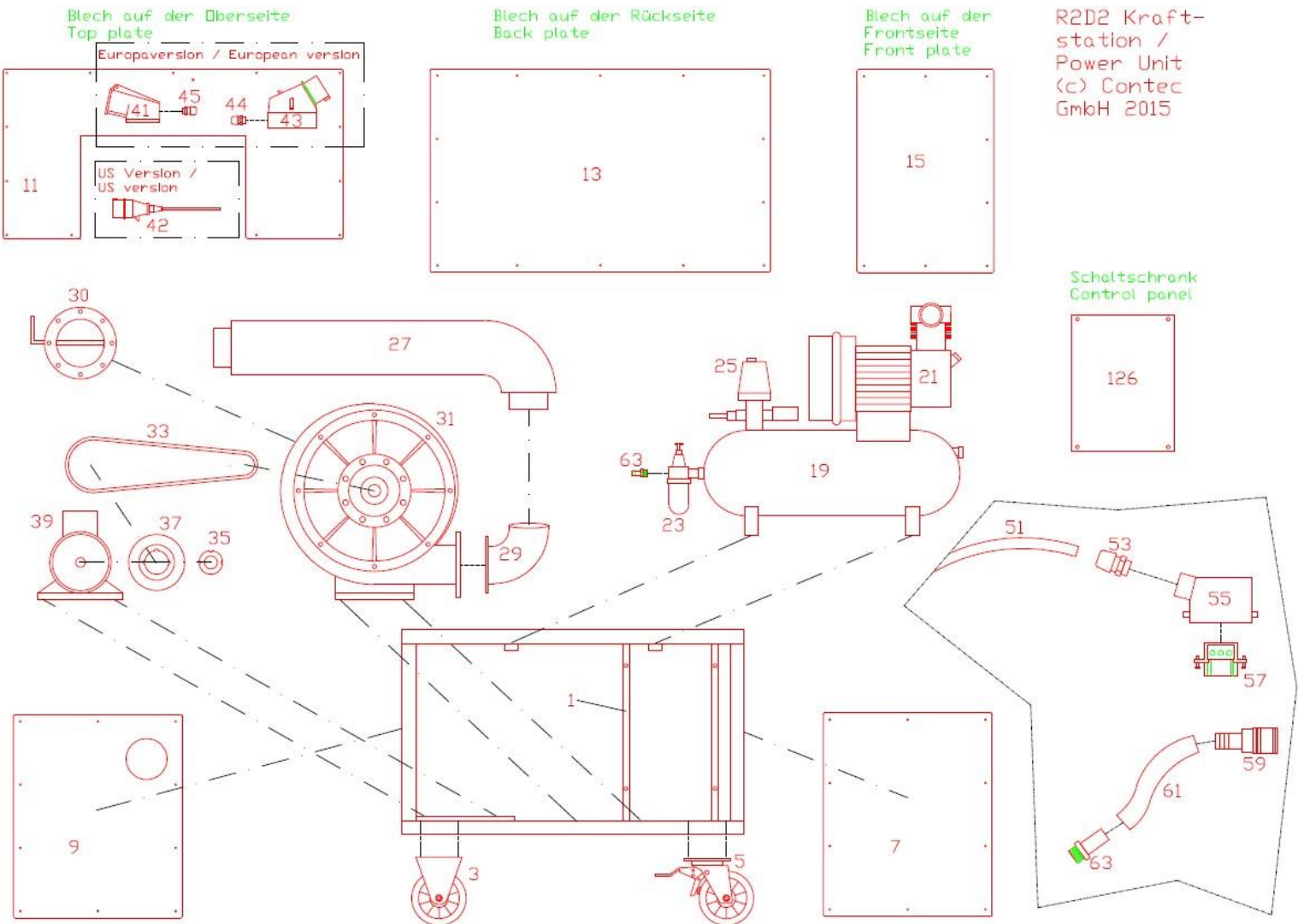
<b>R2D2 – POWER UNIT</b>	
Overall Width, cm (in)	51 (20)
Overall Length, cm (in)	101 (40)
Overall Height, cm (in)	148 (58)
Weight, kg (lb)	160 (353)
Electrical Connection	460V, 60HZ, 3 Phase, 63A (US Version)
Max. Airflow, m <sup>3</sup> /Min	38
Max. Vacuum, Pa (mbar)	10150 (101.5)
Filter Cleaning System	Pulse Jet
Noise level L <sub>wa</sub>	53 dB(A)
Noise level L <sub>eq</sub>	71 dB(A)

<b>R2D2 – FILTER UNIT CONTAINER VERSION</b>	
Overall Width, cm (in)	79 (31)
Overall Length, cm (in)	105 (41)
Overall Height, cm (in)	120 (47)
Weight, kg (lb)	120 (264.5)
Filter area, m <sup>3</sup> (in <sup>2</sup> )	10
Number of filter cartridges	5
Dust ports, mm	70/125
Volume of dust bin, L	90

<b>R2D2 – FILTER UNIT BAG VERSION</b>	
Overall Width, cm (in)	79 (31)
Overall Length, cm (in)	105 (41)
Overall Height, cm (in)	165 (65)
Weight, kg (lb)	160 (353)
Filter area, m <sup>3</sup> (in <sup>2</sup> )	10
Number of filter cartridges	5
Dust ports, mm	70/125
Volume of dust bin, L	2 x 75

**PARTS LIST 1 - R2D2 POWER UNIT**

R2D2 Kraft-  
 station /  
 Power Unit  
 (c) Contec  
 GmbH 2015



**R2D2 POWER UNIT – PARTS LIST 1**

Item #	Part #	Description	QTY	Remarks
1	8713100100	Machine Frame Power Unit	1	
3	8780213100	Wheel	2	
5	8780213160	Castor	4	
7	8713100121	Right Side Cover	1	
9	8713100117	Left Side Cover	1	
11	8713100120	Top Cover Power Unit	1	
13	8713100118	Back Side Cover	1	
15	8713100119	Front Side Cover	1	
19	871.1814.00040	Compressor complete	1	
21	871.3645.30310	Compressor Motor with Pump	1	
23	8790260143	Water Trap	1	
25	877.4851.00030	Compressor Pressure Switch	1	
27	8790260063	Silencer	1	
29	8713100200	Connection	1	
30	8790260061	Throttle	1	
31	8790260060	Ventilator	1	
33	8770241162	Belt	2	
35	879024201238	Taper lock	1	
37	8790240160	Pulley	1	
39	8750201055	Motor 5,5 KW	1	
41	8750203202	Wall socket	1	
43	8750203201	Reverse plug	1	
44	87502023M25	Cable Gland	2	
45	87502023M32	Cable Gland	1	
51	8750260308	Cable for Valves	1	
53	87502023M20	Cable Gland	1	
55	8750202013	Socket housing	1	
57	87502020121	Jack in the Housing	1	
59	8790265092	Quick Coupling	1	
61	8770250225	Pressure Hose	1	
63	8790265210	Fitting	3	
126	8750201200	Control Panel complete	1	

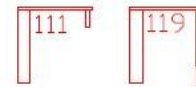
**PARTS LIST 2 - R2D2 FILTER UNIT**

R2D2 Filtereinheit / Filter Unit  
 (c) Contec GmbH 2015

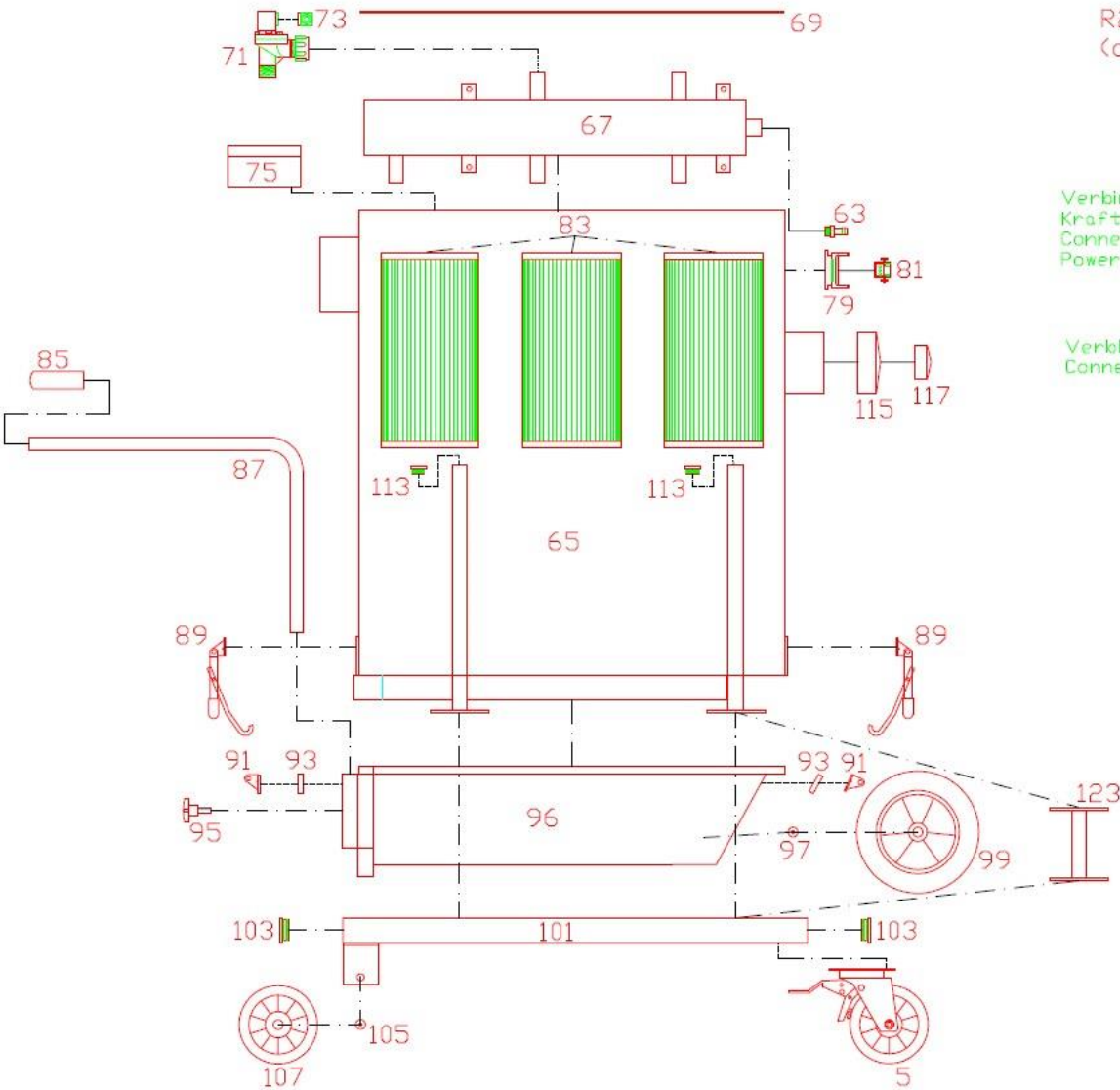
Verbindungsschlauch Filtereinheit-  
 Kraftstation Nr. 76  
 Connector hose Filter Unit-  
 Power Unit No. 76

Verbindung Filtereinheit, Kraftstation  
 Connector Filter Unit, Power Unit

90 Liter 160 Liter



Option: 160 Liter Staubbehälter  
 Option: 160 liter dust container



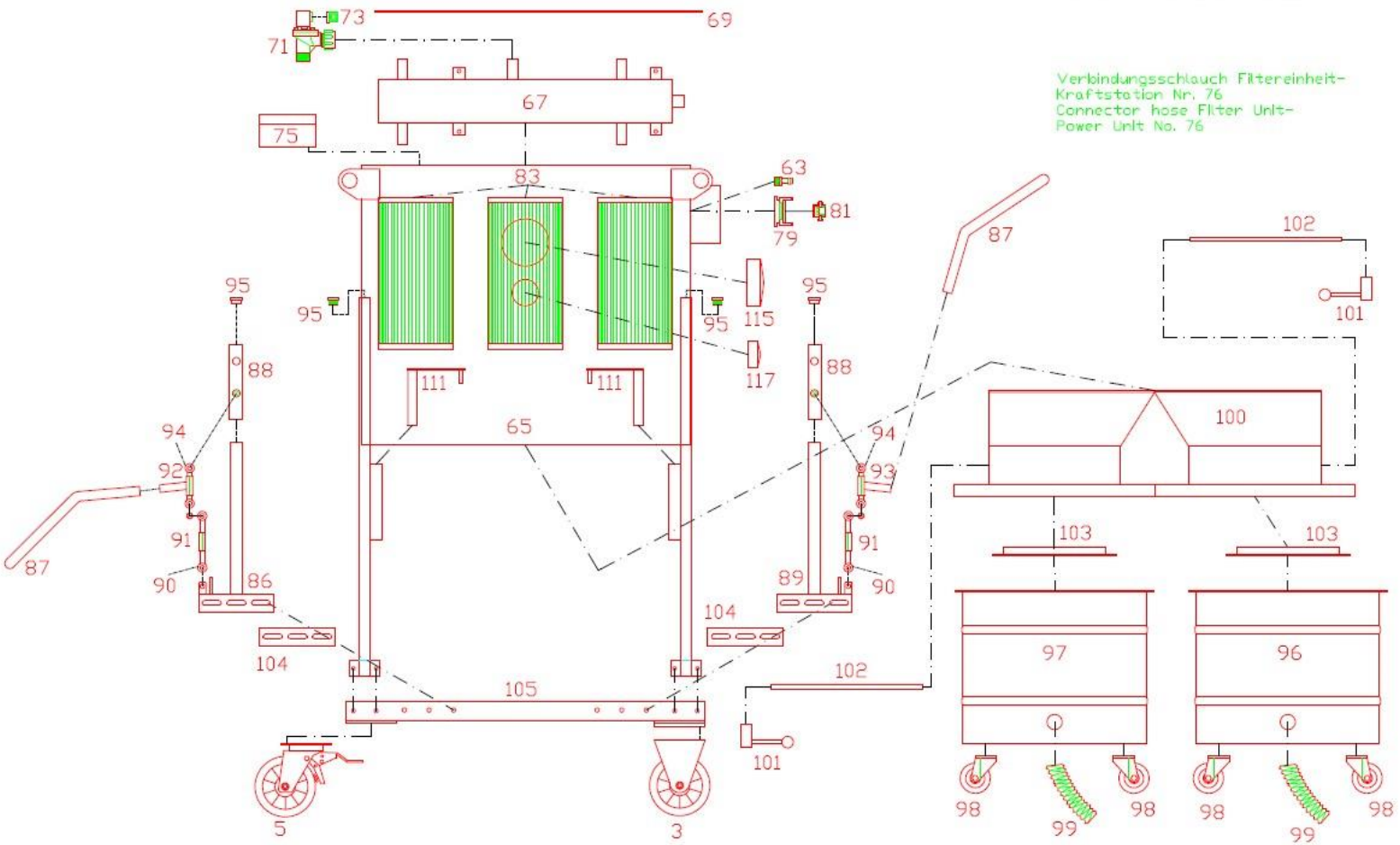
**R2D2 FILTER UNIT – PARTS LIST 2**

Item #	Part #	Description	QTY	Remarks
5	8780213160	Castor	4	
11	8713100120	Top Cover Power Unit	1	
63	8790265210	Fitting	3	
65	8713100300	Filter Frame	1	
67	8713104000	Pressure Pipe	1	
69	8713100309	Top Cover Filter Unit	1	
71	8790260309	Cleaning Valve with Flange	5	
73	879026030602	Plug for Valve with cable	5	
75	8750201514R2	Electric Box	1	
79	8750202012	Plug housing	1	
81	87502020131	Plug Pin Mounting	1	
83	8790204040	Filter Cartridge Tornado/R2D2	5	
85	8770212610	Rubber Grip	2	
87	8713100505	Handle for Dust Container	2	
89	8790204540	Spanner	4	
91	8790204541	Bracket for Spanner	4	
93	8713100502	Spacer	4	
95	8760301030	Screw grip	2	
96	8713100500K	Dustbin 90 Liter Complete	1	
97	8713100503	Axis for Wheel Dustbin	1	
99	8780203260	Wheel	1	
101	8713100400	Carriage for Filter Unit	1	
103	8770275030	Plastic Plug	4	
105	8713100404	Wheel Axle	2	
107	8780203160	Wheel	2	
111	8713100800	Connection Between Filter and power unit – 90L	2	
113	8770273030	Plug	4	
115	8770270125	Cap 125 mm	1	
117	8770270070	Cap 70 mm	1	
119	8713100801	Connector Filter/Power unit	1	
121	8713100600K	Dustbin 160 Liter complete 1	1	
123	8713100607	Adapter for 160 Liter Dustbin	4	

# **PARTS LIST 3 - R2D2 FILTER UNIT/BAG VERSION**

R2D2 Filterereinheit Sackversion /  
Filter Unit / bag version  
(c) Contec GmbH 2015

Verbindungsschlauch Filterereinheit-  
Kraftstation Nr. 76  
Connector hose Filter Unit-  
Power Unit No. 76

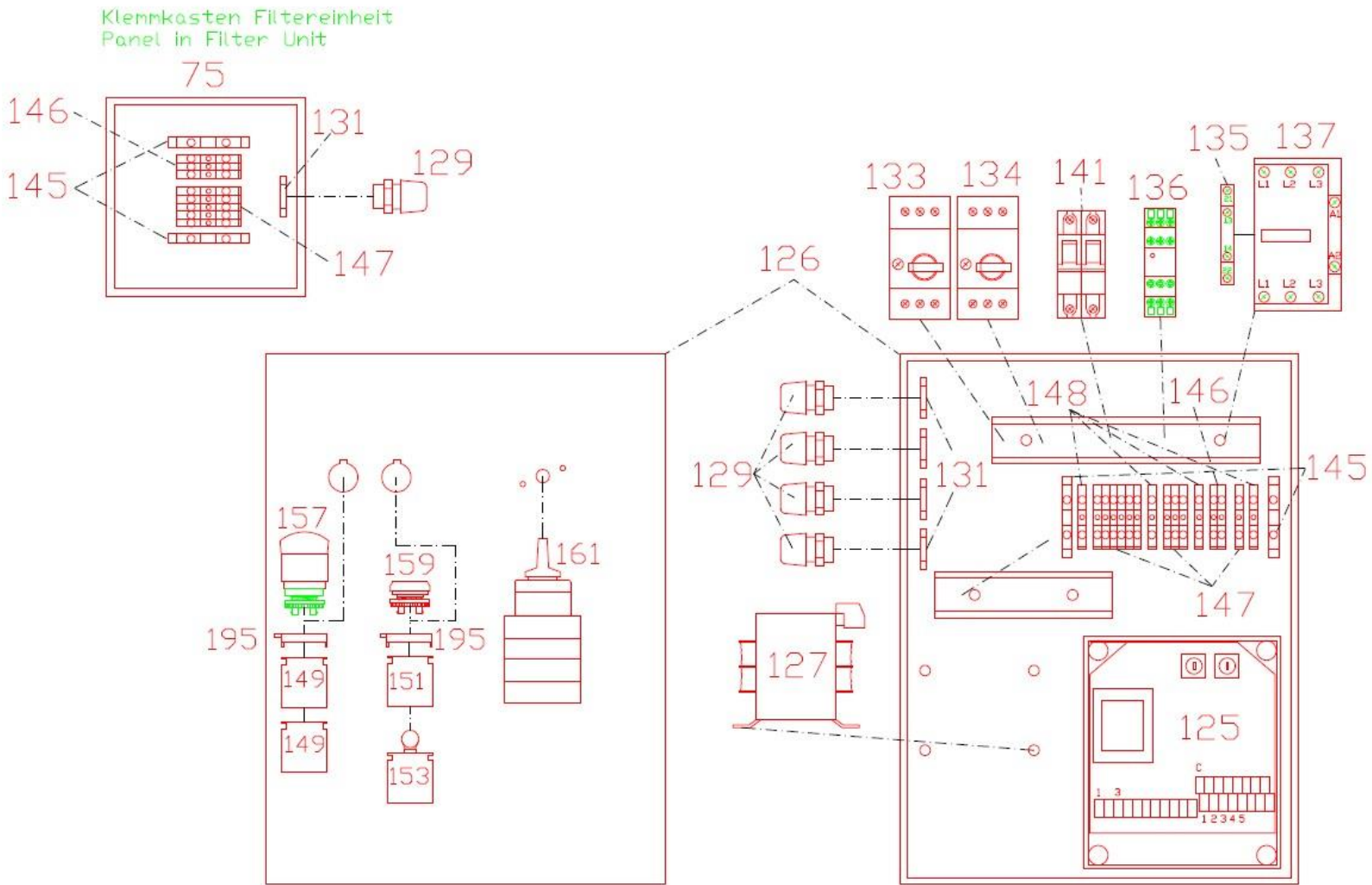


**R2D2 FILTER UNIT/BAG VERSION – PARTS LIST 3**

Item #	Part #	Description	QTY	Remarks
3	8780213100	Wheel	2	
5	8780213160	Castor	4	
63	8790265210	Fitting	3	
65	8713100900	Filter Frame Bag Version	1	
67	8713104000	Pressure Pipe	1	
69	8713100309	Top Cover Filter Unit	1	
71	8790260309	Cleaning Valve with Flange	5	
73	879026030602	Plug for Valve with cable	5	
75	8750201514R2	Electric Box	1	
79	8750202012	Plug housing	1	
81	87502020131	Plug Pin Mounting	1	
83	8790204040	Filter Cartridge Tornado/R2D2	5	
86	8716100600L	Guide Pipe Left	2	
87	8713101500	Lift Handle	2	
88	8716100700	Lifting Pip Left/Right	4	
89	8716100600R	Guide Pipe Right	2	
90	8723601241	Eye Bolt Short	4	
91	879741250	Long Nut	4	
92	8713101610L	Lifting Jack Bracket Left	1	
93	8713101610R	Lifting Jacket Bracket Right	1	
94	8723601240	Eye Bolt	4	
95	8770273030	Plug	8	
96	8716101200	Dustbin	1	
97	8716101210	Dustbin Left	1	
98	8780206280	Castor	8	
99	8770250450	Pipe	2	
100	8713101001	Chute	1	
101	8716100303	Lever Dust Flap	2	
102	8716100309	Axis Dust Flap	2	
103	8713101703	Dust Flap	2	
104	8716100601U	Lifting Bar Spacer	4	
105	8713101800	Carriage for Filter Unit	1	
111	8713100801	Connector Filter/Power unit	2	
115	8770270125	Cap 125 mm	1	
117	8770270070	Cap 70 mm	1	

**PARTS LIST 4 - R2D2 CONTROL PANEL**

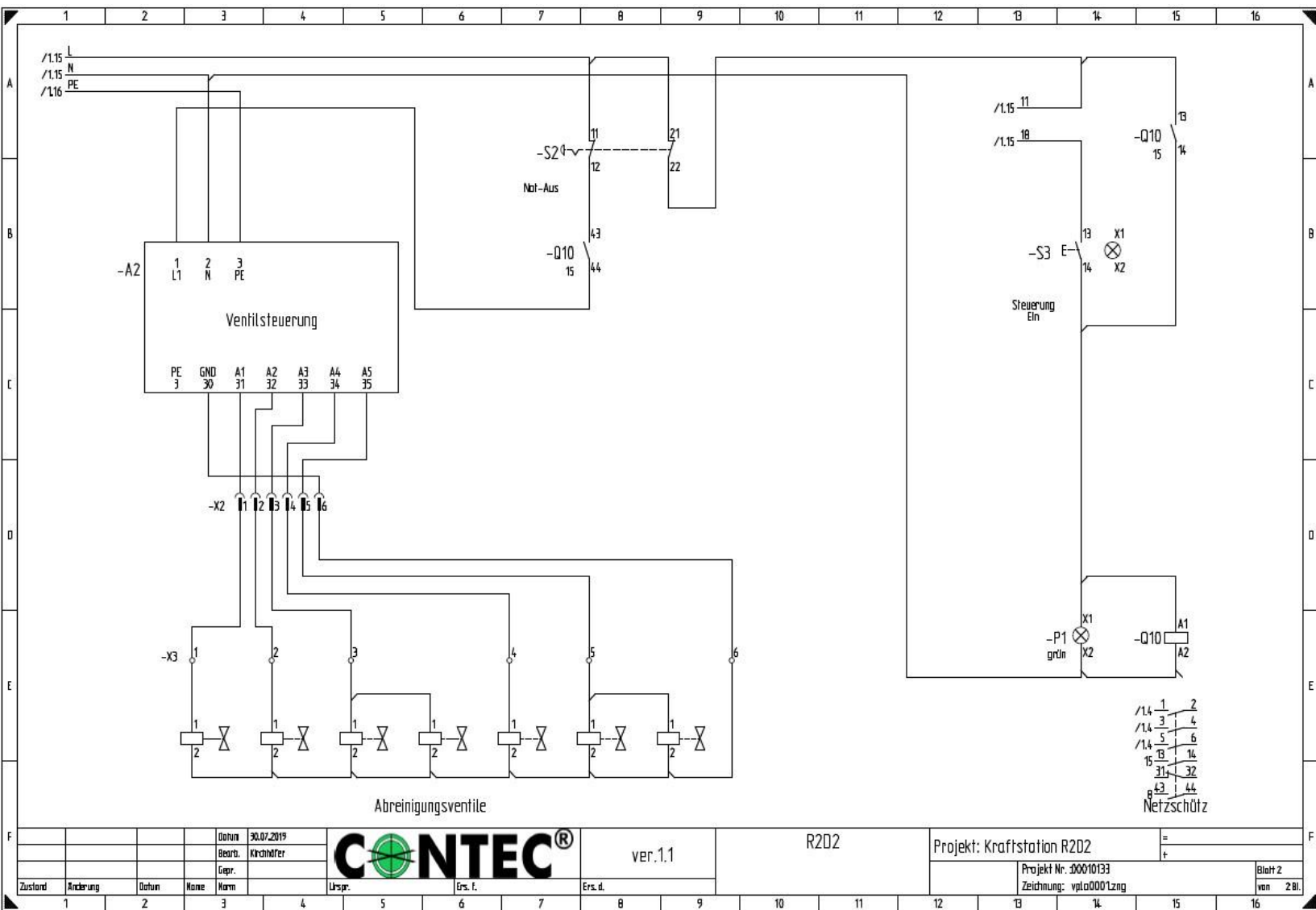
R2D2 Schaltschrank / Control Panel  
 (c) Contec GmbH 2015



**R2D2 FILTER UNIT/BAG VERSION – PARTS LIST 3**

Item #	Part #	Description	QTY	Remarks
75	8750201514R2	Electric Box	1	
125	8790260308	Control Circuit Valves	1	
126	8750201200	Control Panel complete	1	
127	8750204001	Transformer	1	
129	87502023M2514	Cable Gland	5	
131	87502023GMM2	Nut	5	
133	87PKZ0156,3	Motor Protective	1	
134	8751203001	Motor Protective	1	
135	8750203005SA	Auxiliary Block	1	
136	87502030PF	Phase Guard	1	
137	8751203104	Main Contactor	1	
141	8750105606	Circuit Breaker	2	
145	8750111102	Terminal green/yellow	4	
146	8750111106	Terminal blue	5	
147	8750111104	Terminal Beige	15	
148	8750111107	Terminal green/yellow	4	
149	8750203308	Contact Element	2	
151	8750203307	Contact Element	1	
153	87502033061	LED Element	1	
157	8750202301	Emergency Switch	1	
159	8750202302	Start Button	1	
161	8750202004	Star Delta Switch	1	
195	8750202309	Mounting Adapter	2	

# ELECTRICAL SCHEMATIC 1 - R2D2 CONTROL PANEL



# ELECTRICAL SCHEMATIC 2 - R2D2 COMPRESSOR

