



ROLAIR

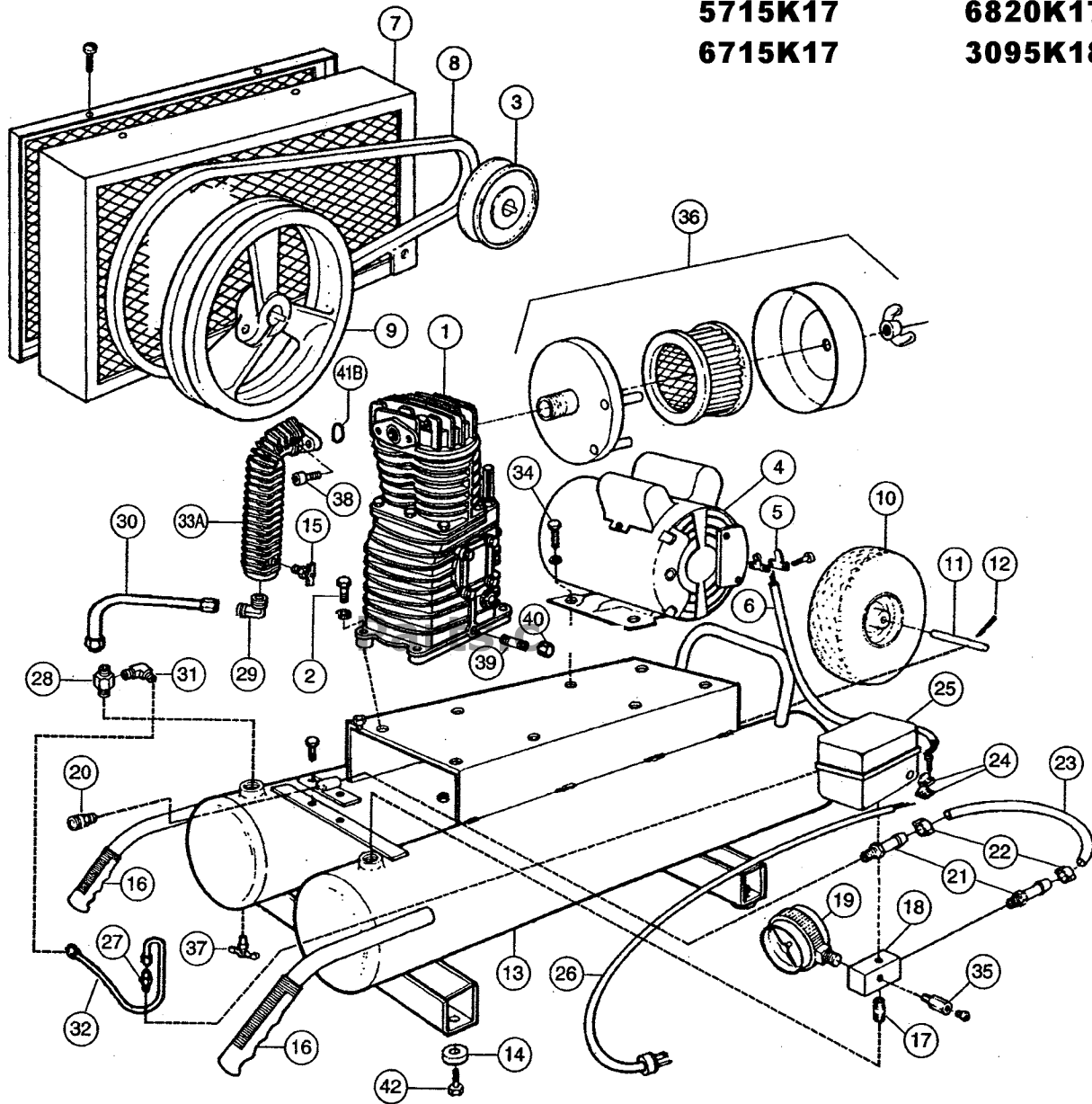
SCHEMATIC FOR MODELS

5715K17

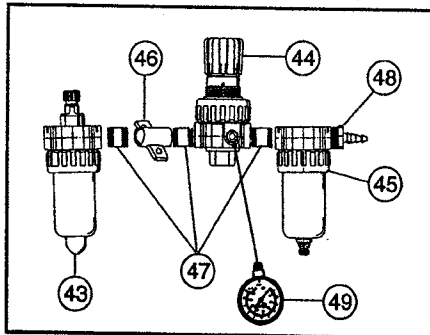
6820K17

6715K17

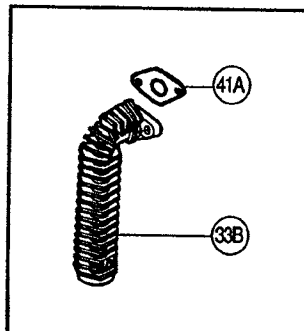
3095K18




OPTIONAL ACCESSORIES



Production Prior to Feb. 2000






PARTS LIST FOR MODELS
5715K17 6820K17
6715K17 3095K18

Schematic #	Description	Part #	Qty.
1	Twin Cylinder Pump w/Flywheel	PMP12K17CH	1
	Twin Cylinder Pump w/Flywheel - Model 3095K18 Only	PMP12K18CH	1
2	Bolt	MIS10023	4
3	Motor Pulley	Specify Model	1
4	1.5 HP Motor – Models 5715K17 & 6715K17	MTRC101	1
	2 HP Motor – Model 6820K17	MTRD103	1
	3 HP Motor – Model 3095K18	MTRE101	1
5	Box Connector	161A	2
6	Cord	173A	1
7	Belt Guard – Complete	Specify Model	1
8	Belt	Specify Model	1
9	Flywheel	31007280CH	1
10	Semi-Pneumatic Tire	WLS40	1
11	Axle	181	1
12	Cotter Pin	181A	2
13	Twin Tank Assembly	Specify Model	1
14	Rubber Foot	219	4
15	Drain Valve	132	1
16	Handle Grip	328	2
17	Nipple	BLNP0500X1500	1
18	Aluminum Block Manifold**	154	1
19	Gauge – Tank	GA0250200GC	1
20	Quick Disconnect	309A	1
21	Brass Coupler	BRCP0375X0375H12	2
22	Hose Clamp	177A	2
23	3/8" Rubber Hose – 16"	178A	1.34'
24	Box Connector	161	1
25	Pressure Switch	PS2020M	1
	Pressure Switch – Model 3095K18 Only	PS4040	1
26	Cord w/110V Plug - Models 5715K17, 6715K17 & 6820K17	170	1
	Cord w/220V Plug - Model 3095K18	175	1
27	Pressure Switch Relief Valve	PS2020RV	1
	Pressure Switch Relief Valve – Model 3095K18 Only	PS4040RV	1
28	Check Valve	CV4X4T	1
29	Brass Elbow	BREL0500X050039	1
30	Discharge Tube	Specify Model	1
31	Brass Elbow	BREL0250X012539	1
32*	1/4" Nylon Tubing – 15.6" - Models 5715K17, 6715K17, & 6820K17	178D	1.3'
	1/4" Copper Tubing – 18" - Model 3095K18	MIS11100	1.5'
	Note: Copper Tubing Requires Two Each BRRG0250 & BRNT0250		
33A	Aftercooler	3290146ACH	1
33B	Aftercooler	Use 3290146ACH	1
34	Bolt	MIS10022	6
35	Safety Relief Valve	SRV0250N165	1
36	Silencer/Filter Assembly	FS14050	1
	Filter Element – Replacement for Above	431	1
37	Drain Valve	132BV	2
38	Bolt	37302530CH	2
39	Nipple	BLNP0250X1500	1
40	Cap	BLCA0250	1
41A	Gasket	30501490CH	1
41B	O-Ring	30502510CH	1
42	Screw	MIS10008	4
	(Accessories)		
43	Lubricator	LUB0375	1
44	Regulator	REG0375	1
45	Filter	FIL0375	1
46	Accessory Bracket	210	1
47	Nipple	BLNP0375X1500	3
48	Brass Coupler	BRCP0375X0375H12	1
49	Gauge - Line	GA0250200GC	1

*Note: Nylon & Copper Tubing are sold by the foot; may be ordered in bulk lengths.

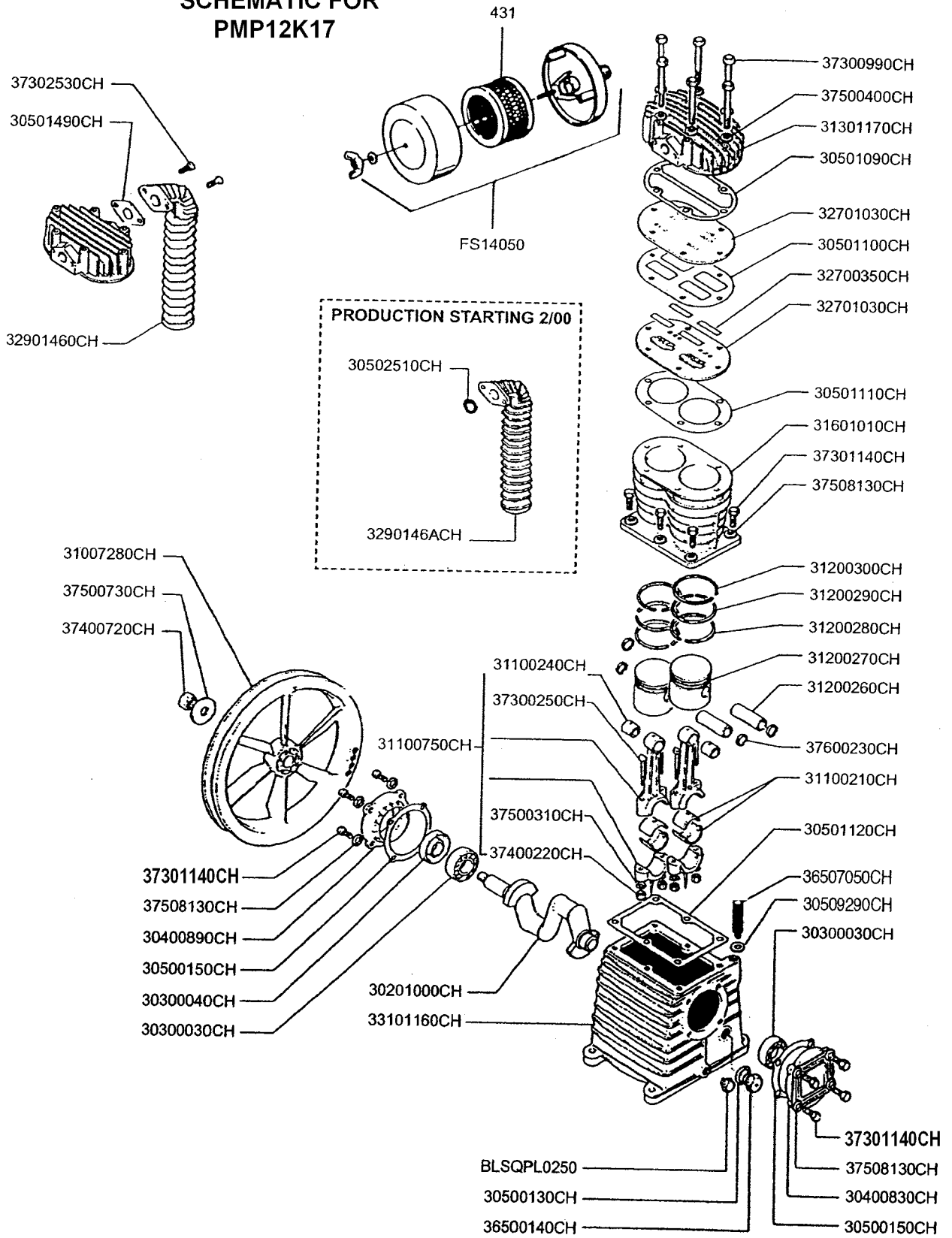
**Order part #154D if unit is built with dual controls.


PBN0154



ROLAIR

SCHMATIC FOR
PMP12K17





PARTS LIST FOR PMP12K17

Description	Part #	Qty.
Crankshaft	30201000CH	1
Bearing	30300030CH	2
Oil Seal	30300040CH	1
Bearing Carrier	30400830CH	1
Bearing Carrier	30400890CH	1
Gasket	30500130CH	1
Gasket	30500150CH	2
Gasket	30501090CH	1
Gasket	30501100CH	1
Gasket	30501110CH	1
Gasket	30501120CH	1
Gasket	30501490CH	1
O-Ring	30509290CH	1
Flywheel	31007280CH	1
Bearing Shell	31100210CH	2
Bushing*	31100240CH	2
Connecting Rod w/Upper Bushing	31100750CH	2
Connecting Rod Assembly	31100750CH1	2
Piston Pin	31200260CH	2
Piston	31200270CH	2
Ring	31200280CH	2
Ring	31200290CH	2
Ring	31200300CH	2
Head	31301170CH	1
Cylinder	31601010CH	1
Valve	32700350CH	4
Valve Plate	32701030CH	2
Aftercooler	32901460CH	1
Crankcase	33101160CH	1
Sight Gauge	36500140CH	1
3/8" Breathe/Oil Fill Plug	36507050CH	1
Bolt	37300250CH	4
Bolt	37300990CH	6
Bolt	37301140CH	14
Bolt	37302530CH	2
Nut	37400220CH	4
Nut	37400720CH	1
Washer	37500310CH	4
Washer	37500400CH	6
Washer	37500730CH	1
Washer	37508130CH	14
Snap Ring	37600230CH	4
Filter Element	431	1
Plug	BLSQPL0250	1
Silencer/Filter Assembly	FS14050	1
Ring Set	K17RINGS	1
Gasket Set	K17GASKETS	1
Valve Plate Assembly (Valve plates, reeds & upper three gaskets)	1700VK17	1
Piston Assembly (Piston, rings, piston pin & snap rings)	1700PK17	2
AFTERCOOLER PARTS STARTING 2/00		
O-Ring - Aftercooler	30502510CH	1
Aftercooler	3290146ACH	1

*BUSHING IS NOT MACHINED TO FIT PISTON PIN IF ORDERED SEPARATE FROM CONNECTING ROD.