



HEARTH PRODUCTS

P/N 875024M Rev. E 04/2013

This manual is part of a set of two supporting this product. Refer to P/N 850023M for Installation Instructions.

Ce manuel est disponible en français, simplement en faire la demande. Numéro de la pièce 875024CF.



OTL Report No. 116-F-27-5

CARE AND OPERATION INSTRUCTIONS

MPB B-Vent See-Through Gas Fireplaces

MERIT Plus[®] SERIES

MODELS

MILLIVOLT:

MPB35ST-NM-B
MPB35ST-PM-B

ELECTRONIC:

MPB35ST-NE-B

WHAT'S INSIDE

Table of Contents	2
Safety and Your Fireplace	2
FREE Safety Guard Offer (Protects Against Burns)	2
Important Safety Information	4
Attaching the Safety-in-Operation Warnings	5
[EN FRANÇAIS] L'information de sûreté importante	3-4
Apposition des mises en garde relatives à la sécurité d'utilisation	5
[EN ESPAÑOL] Información importante de seguridad	3-4
Colocación de advertencias de seguridad en operación	5

Decorative Product: Not for use as a heating appliance.

NOTICE: Fireplace is not to be operated by a thermostat.



INSTALLER: Leave this manual with the appliance.

CONSUMER: Retain this manual for future reference.

INSTALLATEUR : Laissez cette notice avec l'appareil.

CONSOMMATEUR : Conservez cette notice pour consultation ultérieure.

! WARNING / AVERTISSEMENT / AVISO

**HOT GLASS WILL CAUSE BURNS.
DO NOT TOUCH GLASS UNTIL COOLED
NEVER ALLOW CHILDREN TO TOUCH GLASS.**



**UNE SURFACE VITRÉE CHAUDE PEUT CAUSER DES BRÛLURES.
LAISSER REFROIDIR LA SURFACE VITRÉE AVANT D'Y TOUCHER.
NE PERMETTEZ JAMAIS À UN ENFANT DE TOUCHER LA SURFACE VITRÉE.**

**EL VIDRIO CALIENTE CAUSARÁ QUEMADURAS.
USTED DEBE NUNCA TOCAR EL VIDRIO CALIENTE.
LOS NIÑOS DEBEN NUNCA TOCAR EL VIDRIO.**

WARNING: If the information in these instructions is not followed exactly, a fire or explosion may result, causing property damage, personal injury, or death.

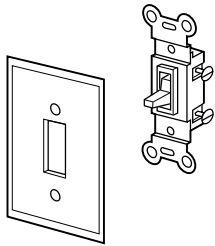
- Do not store or use gasoline or other flammable vapors and liquids in the vicinity of this or any other appliance.
- **WHAT TO DO IF YOU SMELL GAS:**
 - Do not try to light any appliance.
 - Do not touch any electrical switch; do not use any phone in your building.
 - Immediately call your gas supplier from a neighbor's phone. Follow the gas supplier's instructions.
 - If you cannot reach your gas supplier, call the fire department.
- Installation and service must be performed by a qualified installer, service agency or the gas supplier.

AVERTISSEMENT : Assurez-vous de bien suivre les instructions données dans cette notice pour réduire au minimum le risque d'incendie ou d'explosion ou pour éviter tout dommage matériel, toute blessure ou la mort.

- Ne pas entreposer ni utiliser d'essence ni d'autres vapeurs ou liquides inflammables dans le voisinage de cet appareil ou de tout autre appareil.
- **QUE FAIRE SI VOUS SENTEZ UNE ODEUR DE GAZ :**
 - Ne pas tenter d'allumer d'appareil.
 - Ne touchez à aucun interrupteur. Ne pas vous servir des téléphones se trouvant dans le bâtiment où vous trouvez.
 - Appelez immédiatement votre fournisseur de gaz depuis un voisin. Suivez les instructions du fournisseur.
 - Si vous ne pouvez rejoindre le fournisseur de gaz, appelez le service des incendies.
- L'installation et l'entretien doivent être assurés par un installateur ou un service d'entretien qualifié ou par le fournisseur de gaz.

ACCESSORY COMPONENTS

Product Reference Information			
Cat. No.	Model	Ship. Weight	Ship. Volume
H7808	MPB35ST-NM-B	220 lbs	46W x 26D x 43H (30 cu.ft).
H7809	MPB35ST-PM-B	220 lbs	46W x 26D x 43H (30 cu.ft).
H7810	MPB35ST-NE-B	220 lbs	46W x 26D x 43H (30 cu.ft).



OFF/ON Wall Switch Kit

The OFF/ON wall switch kit may be used to control the operation of the fireplace burner. Install the OFF/ON wall switch in a convenient location near the fireplace.

White Wall Switch Kit		
Cat. No.	Model No.	Description
85L87	FWSK	OFF/ON Wall Switch Kit



Manual or up to 3 hr Countdown Timer modes

- LCD display
- Displays room temp. in °F or °C
- Flame icon and low battery indicator
- Includes batteries
- Wall clip included
- Receiver may be wall mounted or placed in the control compartment
- Includes white face plate
- Flame icon
- Low battery indicator
- Batteries included

Remote, Two Button, Timer, On/Off Or Timer Mode		
Cat. No.	Model No.	Description
H8860	RC-S-1	Remote Control



Wall Control

- 4-button timer with 30/60/120/OFF minutes
- Wall surface mounted
- Connects to wall switch wire
- Perfect for rental and resort applications

Wall Switch, Countdown Timer		
Cat. No.	Model No.	Description
H8863	WS-S-TMR	Wall Switch



Cost Effective Solution

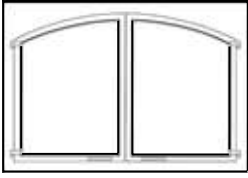
- Simple On/Off operation
- Works with millivolt and low voltage electronic ignition controls

Kit includes:

Remote and Receiver

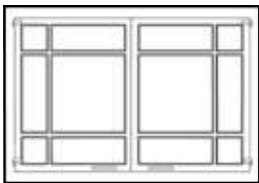
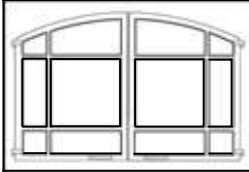
G-Fire Remote, Simple On/Off		
Cat. No.	Model No.	Description
H8840	KIT-RC-G-FIRE	Remote Control

ACCESSORY COMPONENTS



Arch Design

Arch Pane Design



Square Pane Design

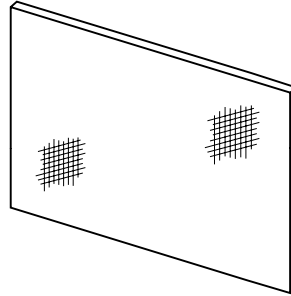
Style View Screen Doors -

These Style View screen doors come in three beautiful styles. They are easy to install and will not require hardware to attach them to the standard glass door frame. The screens prevent direct contact with the hot glass surface. The door includes heavy duty magnet door latches and functional twin-pane screen doors.

Arch Pane Design Kits		
H0930	APD35C	35" Arch Pane Doors, Black
H0932	APD35SP	35" Arch Pane Doors, Satin Pew.

Arch Design Kits		
Cat. No.	Model	Description
H0858	AD35C	35" Arch Doors, Black
H0860	AD35SP	35" Arch Doors, Satin Pewter

Square Pane Design Kits		
H0962	SPD35C	35" Sq. Pane Doors, Black
H0964	SPD35SP	35" Sq. Pane Doors, Satin Pew.



35" Barrier Screen Kits		
Cat. No.	Model No.	Description
26M48	HG35M	35" Barrier Screen Kit

(ref. Form # 750,101M)

Barrier Screen Kits

These barrier screen kits create a barrier to prevent direct contact with the hot glass. The screen panel affixes directly to the glass enclosure panel.

Order 2 if a set is desired (for front face and rear face glass surfaces).



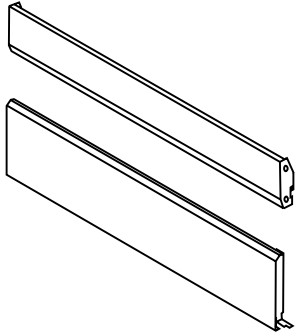
**Bag of Glowing Embers
Bag of Volcanic Stone**

Replacement ember materials or volcanic stone are available for use with these appliances. Order kits as part of the periodic maintenance of the appliance.

Decorative Firebox Accessories		
Cat. No.	Model No.	Description
88L53	FGE	Bag of Glowing Embers (1 oz. rockwool)
80L42	FDVS	Bag of Decorative Volcanic Stone

(FDVS ref. Form #750,010M)

ACCESSORY COMPONENTS

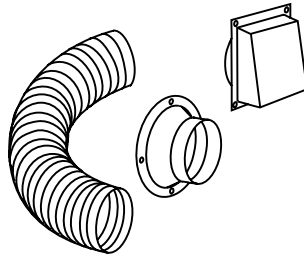


Clean Face Panel Kits

Clean faced panel kits are available to convert the standard louvered fireplaces to radiant models which are more suited for finishing around the firebox opening with non-combustible materials, such as tile.

Clean Face Black Radiant Panel Kits		
Cat. No.	Model No.	Description
88L36	RAD35C-2	Clean Face Panel Kit

(ref. Form # 504,223M)



Outside Air Kits Models FOAK-4 and FOAK-4LD

Outside Air kits are available with duct (FOAK-4) and without duct (FOAK-4LD) for use if outside combustion air is required or desired. If model FOAK-4LD is used it must be used in conjunction with locally purchased, non-combustible Class 1 or Class 0 flexible duct.

Outside Combustion Air Kits		
Cat. No.	Model No.	Description
81L87	FOAK-4	Combustion Air Kit (with duct)
81L88	FOAK-4LD	Combustion Air Kit (without duct)



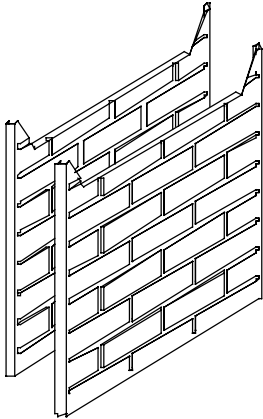
Touch-Up Paint Kit

Repair of minor scratches and discoloration of the appliance black painted surfaces may be accomplished with the touch-up paint kit.

Touch-Up Paint Kits		
Cat. No.	Model No.	Description
90L73	FTPK-B	Touch-Up Paint (Black)

(TPK-C ref. Form # 504,216M)

ACCESSORY COMPONENTS



Brickaded Panel Liner Kit

The brickaded liner kits include ceramic panels as shown here. The panels have brick-like features in relief.

Brickaded Wall Liner Kits		
Cat. No.	Model No.	Description
H3207	MBLK-35ST	Interior Brick Liner Kit

(ref. Form # 750,160M)

Sunrise Style (upper grille shown)



Decorative Grille Kits

These decorative grilles are offered in two attractive finishes and fit on the face of the appliance in place of the standard louvers.

Cat. No.#	Model	Description	Model Series
H3565	SUGK35C	35" Black	UPPER GRILLE KITS SUNRISE
H3567	SUGK35SP	35" Satin Pewter	

Cat. No.#	Model	Description	Model Series
H3569	SLGK35C	35" Black	LOWER GRILLE KITS SUNRISE
H3571	SLGK35SP	35" Satin Pewter	

(ref. Form # 750,202M)

REPLACEMENT PARTS LIST - MPB35ST

Item	Part/Cat. No.	Qty	Description	Where Used
SIT Millivolt Only				
1	H6286	1	Gas Train Assembly, NG, MV	MPB35ST-NM
1	H6284	1	Gas Train Assembly, LP, MV	MPB35ST-PM
Honeywell Electronic Only				
2	H6285	1	Gas Train Assembly, NG, Electr.	MPB35ST-NE
3	H6592	1	Transformer	MPB35ST-NE & MPB35ST-PE
Misc. Replacement Parts				
4	H6281	2	Side Panels	All
5	H6282	1	Burner, Pan	All
6	H6283	1	*Electrical kit	All
7	97K51	2	Eyebrow Panel	All
8	93L32	1	Flex Line Gas Connector, FFGC	All
9	H6554	2	Glass Enclosure Assembly	All
10	88L53		Glowing Embers (1 oz), FGE	All
11	H6287	1	Grate Assembly	All
12	69L21	4	Latch, Glass Enclosure Panel	All

Item	Part/Cat. No.	Qty	Description	Where Used
Misc. Replacement Parts				
14	H3210	1	Log Set	All
15	H6337	2	Louver Assembly, Upper Black	All
16	H6344	1	Louver Assembly, Lower, Black (valve access side)	All
17	H6288	1	Louver Assembly, Lower, Black	All
18	69L31	2	Magnet, Latch, Spring-Loaded	All
19	H3699	2	Magnet	All
20	H6350	8	Nailing Flange	All
21	12L15	2	Nameplate, Lennox	All
22	24M10	1	Orifice, Burner, NG, #37 (.104")	MPB35ST-NM & MPB35ST-NE
22	42M79	1	Orifice, Burner, LP, 1.55mm (.061")	MPB35ST-PM & MPB35ST-PE
23	10K86	1	Piezo Igniter (order wire separately - 56L21)	MPB35ST-NM & MPB35ST-PM
24	27K30	1	Switch, OFF/ON, Rocker	All
10	H6319	1	Vermiculite, Bag (2 liters)	All

Contact a Lennox Hearth Products dealer to obtain any of these parts. Never use substitute materials. Use of non-approved parts can result in poor performance and safety hazards.

 **WARNING**

Failure to position the parts in accordance with these diagrams or failure to use only parts specifically approved with this appliance may result in property damage or personal injury.

 **AVERTISSEMENT**

Risque de dommages ou de blessures si les pièces ne sont pas installées conformément à ces schémas et ou si des pièces autres que celles spécifiquement approuvées avec cet appareil sont utilisées.

REPLACEMENT PARTS - MPB35ST

NOTE: Ordering information for Volcanic Stone, Glowing Embers and Touch-up Paint can be found on **Page 16**.

* Electrical Outlet Kit consists of a junction box, 2 screws, an receptacle outlet, an OFF/ON rocker switch and a snap bushing. **NOTE:** All the components in the electrical kit will Not be used by every model.

