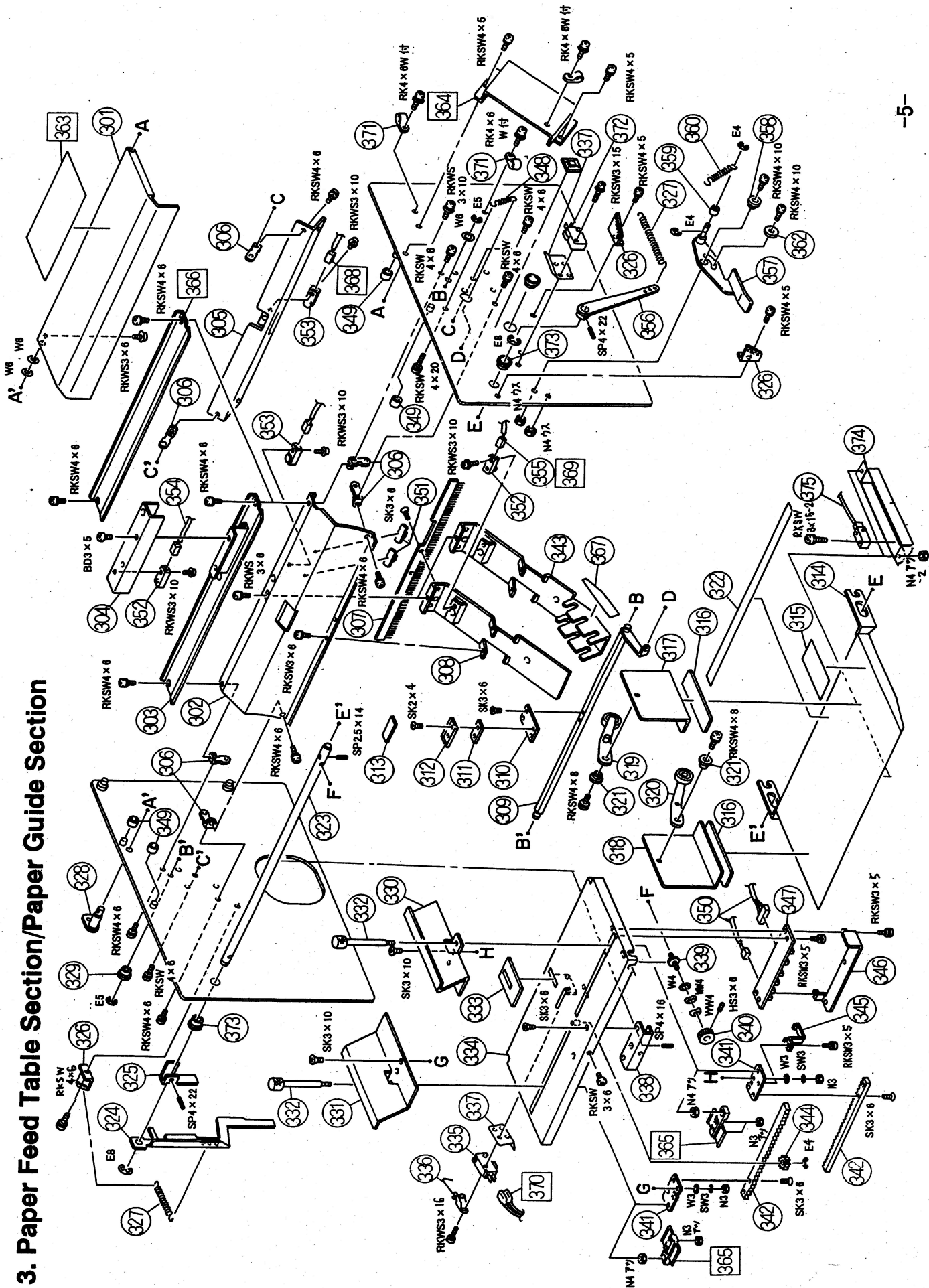


3. Paper Feed Table Section/Paper Guide Section



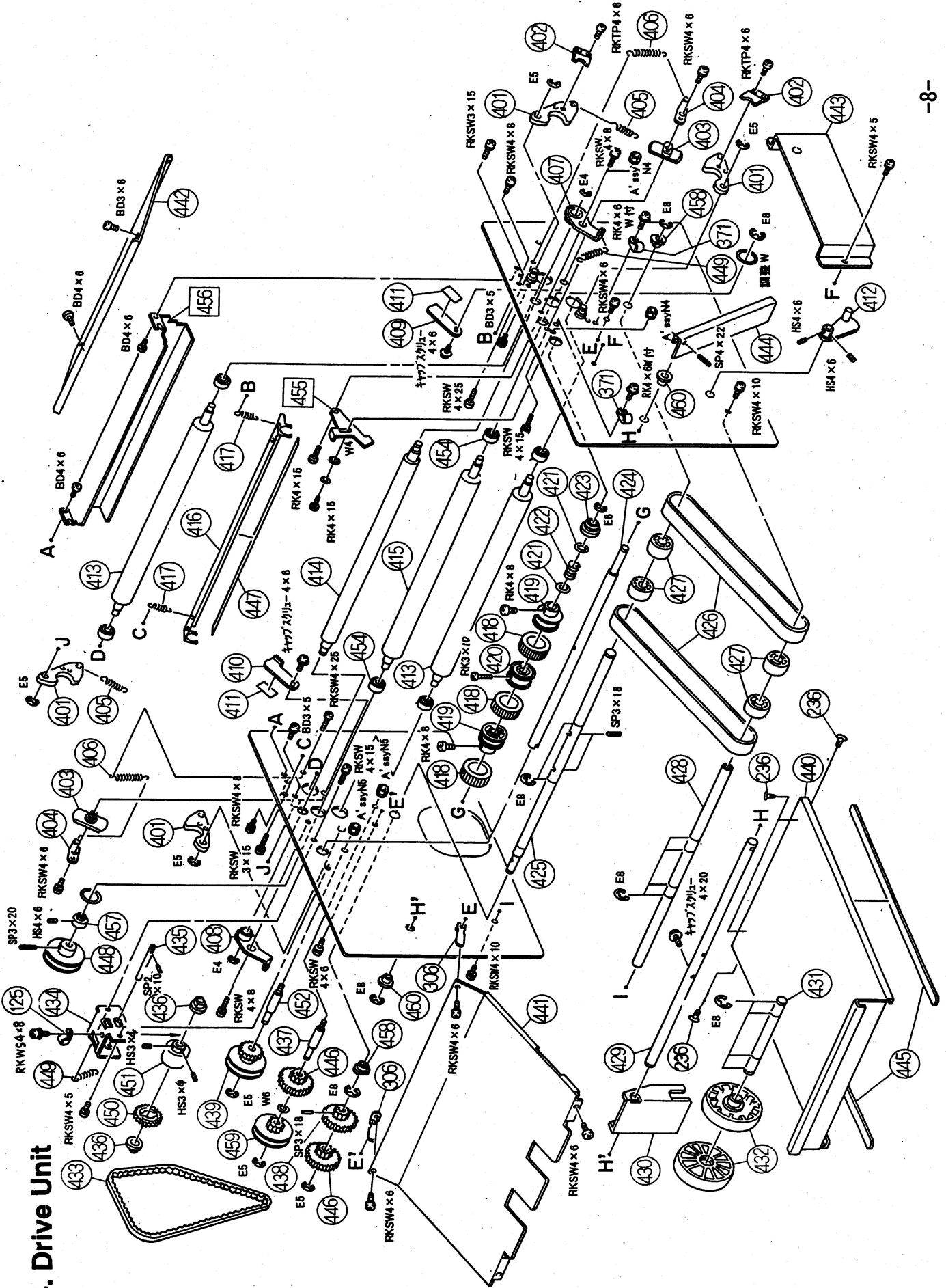
3. Paper Feed Table Section/Paper Guide Section

Fig. No.	Parts No.	Parts name	Fig. No.	Parts No.	Parts name	F45N	F43N	F30N	F15N	F25N	Remarks
301	260501	Safety cover	325	260255	Table lever angle	1	1	1	1	1	
302	260241	Lower paper guide A'ssy	326	20075	Spring hook	1	2	2	2	2	
	260236	Lower paper guide A'ssy	327	20076	Table SP	1	1	1	1	1	
303	260244	Upper paper A'ssy	328	260544	Cover switch lever A'ssy	1	1	1	1	1	
304	260247	Paper feed photo cover	329	20040	? 6 metal	1	1	1	1	1	
305	260301	Photo sensor mounting tray	330	260215	Paper guide (right) A'ssy	1	1	1	1	1	
306	20222	Guide mounting angle A	331	260216	Paper guide (left) A'ssy	6	6	6	6	6	
307	260127	Static eliminator bar	332	260258	Paper guide knob	1	1	1	1	1	
308	260305	Upper paper ejection guide	333	20099	Brake rubber	1	1	1	1	1	
309A	260627	Separator shaft A'ssy	334A	260630	Paper feed table A'ssy	1	1	1	1	1	330-342,344-347
309	260237	Separator shaft	260631	260631	Paper feed table A'ssy	1	1	1	1	1	330-340,365
310	20039	Separator holder	334	260208	Paper feed table	1	1	1	1	1	
311	70106	Separator spacer	260837	260837	Paper feed table	1	1	1	1	1	
312	70105	Separator holder	335	20444	Microswitch	1	1	1	1	1	
313	70604	Paper separator	336	20426	Actuator	1	1	1	1	1	
314A	260628	Auxiliary table A'ssy	337	250155	Microswitch insulating plate	2	2	2	2	2	
	260629	Auxiliary table A'ssy for U.S.A.	338	260213	Paper feed table tray	1	1	1	1	1	
314	260226	Auxiliary table	339	20071	Paper feed slant adjuster	1	1	1	1	1	
	260262	Auxiliary table A'ssy for U.S.A.	340	20100	Slant adjustmen knob	1	1	1	1	1	
315	260261	Slant adjustment plate	341	260250	Rack holder	2	2	2	2	2	
316	20105	Rubber magnet	342	260251	Rack	2	2	2	2	2	
317A	20843	Auxiliary paper guide A'ssy	343	260304	Guide U paper ejection	1	1	1	1	1	
317	20103	Auxiliary paper guide (R)	344	260212	Paper guide slide guide gear	1	1	1	1	1	
318A	20844	Auxiliary paper guide (L) A'ssy	345	260249	Photograph sensor lever	1	1	1	1	1	
318	20104	Auxiliary paper guide (L)	346	260214	Paper detection board cover	1	1	1	1	1	
319	20203	Paper holder lever (R) A'ssy	347	260705	Paper detection board A'ssy (mm)	1	1	1	1	1	for U.S.A.
320	20204	Paper holder lever (L) A'ssy	260706	260706	Paper detection board A'ssy (inch)	1	1	1	1	1	
321	20034	F roller holder	348	20041	Separatr SP	2	2	2	2	2	
322	260257	A3 scale	349	220114	Stopper rubber	1	1	1	1	1	
	53018	Gauge for paper guide		260765	Paper detection board (mm) with harness	1	1	1	1	1	
323	260220	Paper feed table shaft	350	260765A	Paper detection board (mm) with harness	1	1	1	1	1	
	20069	Paper feed table shaft	260766	260766	Paper detection board (inch) with harness	1	1	1	1	1	for U.S.A.
324	260221	Table lever	351	20433	Wire sticker	1	1	1	1	1	

3. Paper Feed Table Section/Paper Guide Section

Fig. No.	Parts No.	Parts name	F45N	F43N	F30N	F15N	F25N	Remarks
352	260912	Paper feed luminous sensor	2	2	1	1	1	
353	260913	Paper feed light-intercepting sensor	2	2	1	1	1	
354	260752	Paper feed photo harness	1	1				
355	260753	Paper feed photo harness	1	1				
356	260254	Table lever A'ssy	1	1	1	1	1	
357A	260632	Paper feed table lever A'ssy	1	1	1	1	1	357-360,362
357	20077	Paper feed table lever	1	1	1	1	1	20078
358	215014	Table lever holder	1	1	1	1	1	
359	215015	Table lever roller	1	1	1	1	1	
360	20081	Paper feed table lever SP	1	1	1	1	1	
362	20080	Paper feed table lever holder	1	1	1	1	1	
363	260833	Separator identification plate			1			
364	260810	Wire stopper B			1	1	1	
365	260820	Guide			2	2	2	
366	20223	Upper paper guide A			1	1	1	
367	260527	Roller position indication	1	1	1	1	1	
	260548	Roller position indication	1	1	1	1	1	for U.S.A.
368	260926	Paper feed clutch harness A'ssy			1	1	1	
369	260927	Paper ejection photo sensor harness A'ssy			1	1	1	
370	260925	Paper micro harness A'ssy			1	1	1	
371	51062	Nylon clamp NK-4N	2	2				
372	100346	Micro switch	1					
373	20014	? 10 mental	2	2	2	2	2	
374	20189	Sensor cover	1	1	1	1	1	for U.S.A.
375	20442	Micro photo sensor KR1207	1	1	1	1	1	for U.S.A.

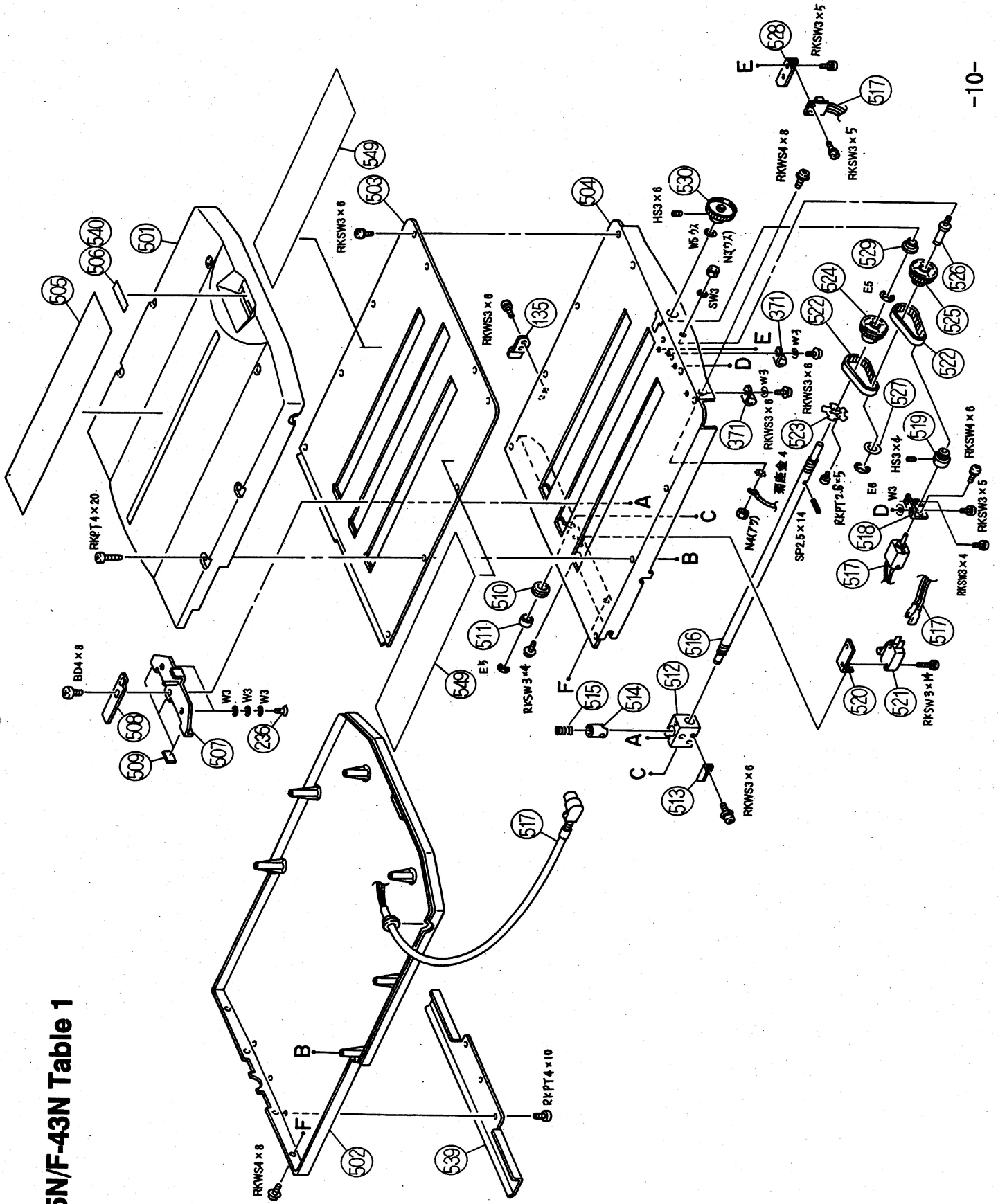
4. Drive Unit



4. Drive Unit

Fig. No.	Parts No.	Parts name	Fig. No.	Parts No.	Parts name	F45N	F43N	F30N	F15N	F25N	Remarks
401	260109	Bearing holder	433	20523	V belt	1	1	1	1	1	
402	260110	Bearing strap	434	260203	Clutch bracket	1	1	1	1	1	
403	260108	Lift cam	435	260240	Clutch shaft	1	1	1	1	1	
404	260114	Lift cam spring lever	436	145414	Sintered metal B-F6-45	2	2	2	2	2	
405	20029	Holder roller SP	437	260105	Paper ejection pulley center	1	1	1	1	1	
406	260128	Lift return SP	438	20017	Paper ejection gear	1	1	1	1	1	
407	260131	F roller holder (R)	439	260115	Paper feed gear A sssy	1	1	1	1	1	260116,260124,260201, 260202,20054 (2 pieces)
408	260132	F roller holder (L)	440	260133	Paper ejection table A sssy	1	1	1	1	1	
409	260111	Lift cam lever right	441	260313	Paper ejection lower guide	1	1	1	1	1	
410	260112	Lift cam lever left	442	260517	Rear cover	1	1	1	1	1	
411	260130	cam lever sheet									
412	260311	Paper ejection arm A sssy	443	260518-1	Wire stopper	1	1				
413	260107	Holder roller	444	260309	Paper ejection roller lever	1					
414	260117	F roller	445	260318	Paper ejection table insulating plate	2	2	2	2	2	
415	260106	Center roller	446	20018	Speed reduction gear	2	2	2	2	2	
416	260119	Interceptor	447	20033	Interceptor plate	1	1	1	1	1	
417	260126	Interceptor spring	448	20023	Center roller pulley	1	1	1	1	1	
418	70608	Paper feed roller	449	20035	F roller SP	2	2	2	2	2	
419	260207	Auxiliary paper feed roller	450	260205	Paper feed gear	1	1	1	1	1	
420	70601	Paper feed rubber roller	451	145403	Paper feed clutch	1	1	1	1	1	
421	145234	Paper feed shaft SP collar	452	260103	Paper feed pulley center	1	1	1	1	1	
422	145233	Paper feed shaft SP									
423	145232	Paper feed bearing	454	260711	Bearing with snap 6900ZNR	2	2	2	2	2	
424	260239	Paper feed shaft	455	260807	Separator OFF lever					1	
425	260306	Paper ejection shaft	456	260805	Roller cover for single folding					1	
426	260320	Paper feed conveying belt	457	146067	Shutter plate boss	1	1	1	1	1	
427	260302	Lower paper ejection roller	458	145417	Sintered metal B-F10-9	2	2	2	2	2	
428	20020	Lower paper ejection roller	459	260201	Idler pulley for paper feed	1	1	1	1	1	20052,20054 (2 pieces)
429	260307	Roller moving shaft	460	20014	? 10 metal	2					
430	260308	Paper ejection roller holder	125	80731	Nylon clamp NK-7N	1	1	1	1	1	
431A	260633	Paper ejection U roller shaft A sssy	236	67034	Canoe clip	2	2	2	2	2	
431	260303	Paper ejection U roller shaft	306	20222	Guide fitting angle A	2	2	2	2	2	
432	20117	Paper ejection roller	371	51002	Nylon clamp NK-4N	2	2	2	2	2	

5. F-45N/F-43N Table 1

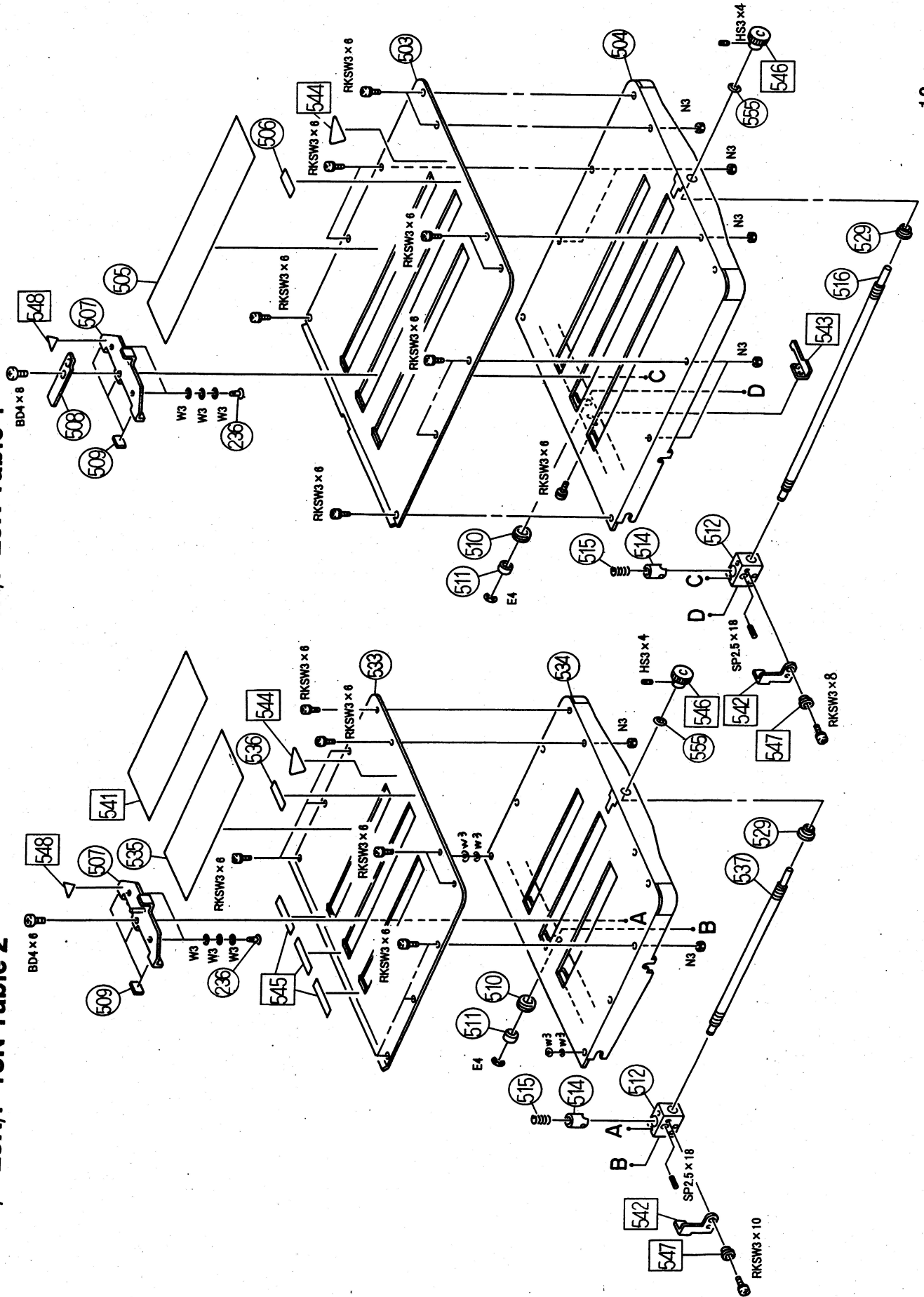


5. Table 1 and 2 Section

Fig. No.	Parts No.	Parts name	Remarks	Fig. No.	Parts No.	Parts name	F45N	F43N	F30N	F15N	F25N	Remarks
501A	260635	Table 1 A'ssy	501-505,507-530, 539,540,549,371	514	20139	Half nut	2	2	2	1	2	
260636		Table 2 A'ssy (for U.S.A.)	501-505,507-530, 539,540,549,371	515	20149	Halfnut SP	2	2	2	1	2	
				516	260406	Table 1 screw	1	1	1		1	
				517A	260648	Table 1 photo board harnessA'ssy	1	1	1			517-519
				517	260760	Table 1 photo board harness	1	1	1			
260638		Table 1 A'ssy	514-516,529,540, 542,544,546-549	518	260409	Screw-operating motor mounting plate	2	2				
				519	260417	Motor pulley	2	2				
260639		Table 1 A'ssy (for U.S.A.)	503-505,507-512, 514-516,529,540, 542,544,546-549	520	260423	Stopper original position LS tray	2	2				
				521	20425	Lead micro switch	2	2				
				522	260418	Timing belt	4	4				
501	260429	Table 1 cover (upper)		523	260412	Stopper shatter	2	2				
502	260430	Table 1 cover (bottom)		524	260411	Stopper screw gear	2	2				
503	260401	Table 1 (upper)		525	260415	Idler pulley	2	2				
504	260402	Lower table 1		526	260414	Idler center	2	2				
260816		Lower table 1		527	260416	Idler puller washer	2	2				
505	260434	Table 1 folding position gauge		528	260420	Stopper board mounting plate	2	2				
260449		Inch size 1 folding gauge	for U.S.A.	529	260408	Screw bearing	2	2	2	1	2	
260445		Fine adjustment knob display 1		530	260428	Table fine adjustment knob (large)	2	2				
507A	260641	Table 1 stopper A'ssy	507-509,549	531A	260650	Table 2 A'ssy	1	1				507,509-515,518-535, 537,538,540,549,371
260642		Table 2 stopper A'ssy	507,509,549									507,509-515,518-535, 537,538,540,549,371
260643		Table stopper A'ssy	507-509,548,549		260651	Table2. A'ssy?(for U.S.A.)	1	1				507,509-515,518-535, 537,538,540,549,371
260644		Table stopper A'ssy	507,509,548,549									507,509-512,514,515, 529,533-535,537,540, 542,544-549
507	260424	Stopper plate	260426		260653	Table 2 A'ssy	2	2	1	1	1	
		Stopper plate					1	1	1	1	1	
508	260425	Push plate					6	6	3	6	6	
509	260436	Stopper cushion rubber					2	2	2	1	2	
510	20431	Glomet bush			260654	Table 2 A'ssy(for U.S.A.)	2	2	2	1	2	
511	20079	Guide push					2	2	2	1	2	
512A	260645	Stopper slider A'ssy	512-515		260656	Table 2 A'ssy	2	2		1		507,509-512,514,515,529, 533-535,537,540-549
260646		Stopper slider A'ssy	512,514,515,542,547				2	2	1	2		507,509-512,514,515,529, 533-535,537,540-549
512	260410	Stopper slider			260657	Table 2 A'ssy?(for U.S.A.)	2	2		1		507,509-512,514,515,529, 533-535,537,540-549
260836		Stopper slider					2	2	1	2		
513	20148	Stopper doc		531	260431	Table 2 cover up	2	2		1	1	

5. F-30N/F-25N/F-15N Table 2

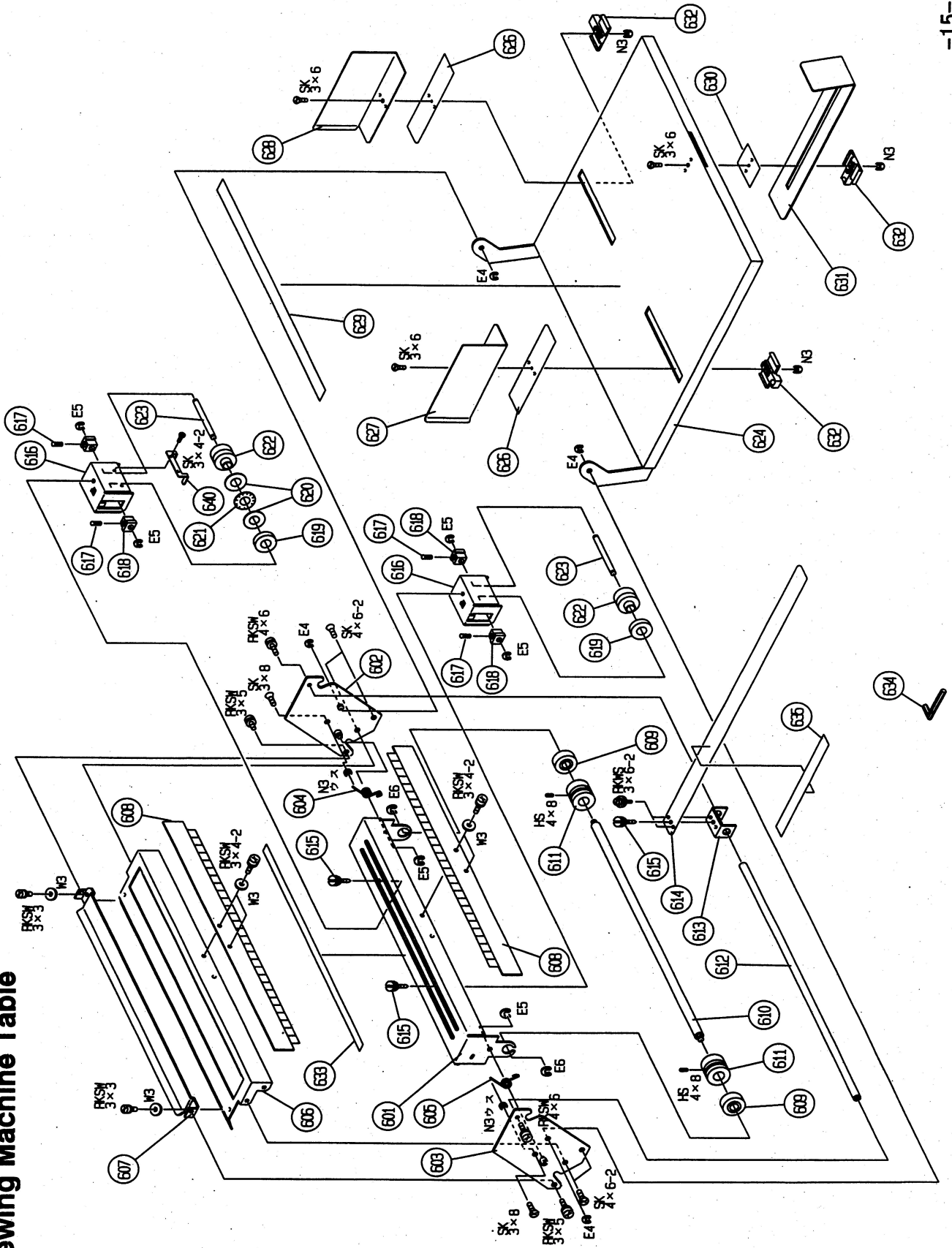
5. F-30N/F-25N Table 1



5. Table 1 and 2 Section

Fig. No.	Parts No.	Parts name	F45N	F43N	F30N	F15N	F25N	Remarks
532	260432	Lower table 2 cover	1	1				
533	260403	Upper table 2 cover	1	1	1	1	1	
534	260404	Lower table 2	1	1				
	260818	Lower table 2		1	1	1	1	
535	260435	Table 2 folding position gauge	1	1	1	1	1	
	260450	Inch size single folding gauge	1	1	1	1	1	for U.S.A.
536	260446	Fine adjustment knob display 2	1	1	1	1	1	
537	260407	Table 2 screw	1	1	1	1	1	
538A	260659	Table 2 photo board harness Assy	1	1				518,519,538
538	260761	Table 2 photo board harness	1	1				
539	260508	Roller cover	1	1				
540	260447	Fine adjustment knob indication for export	2	2	2	1	2	
541	260821	Table 2 folding position gauge				1		
542	260804	Halfnut lever		2	1	1	2	
543	260806	Table 1 stop plate				1		
544	100710	Hand caution label		2	1	1	2	
545	100707	Roller caution label		3	3	3	3	
546	260835	Fine adjustment knob		2	1	1	2	
547	260808	Halfnut lever collar		2	1	1	2	
548	20155	Fold position indication identification plate		2		1	2	
549	260452	Table 1 sheet	2	2				
550	260453	Table 2 sheet	2	2				
236	67034	Camera clip	4	4	4	2	4	
371	51062	Nylon clump NK-4N	4	4				

6. Sewing Machine Table



6. Sewing Machine Table

Fig. No.	Parts No.	Parts name	Qty	Remarks	Fig. No.	Parts No.	Parts name	Qty	Remarks
601	260955	Cutter slide angle	1		631	260958	Paper ejection guide plate	1	
602	260956	Sewing machine side plate (R)	1		632	55113	Guide	3	
603	260957	Sewing machine side plate (L)	1		633	53018	Gauge for paper guide	1	
604	260966	Slide angle return SP (R)	1		634	260972	Wrench bar 212-2J	1	
605	260967	Slide angle return SP (L)	1		635	260973	Caution label	1	
606	260952	Sewing machine table	1						
607	260959	Upper paper ejection guide	1						
608	20999	Static eliminating bar	2						
609	260961	Drive roller	2						
610	260965	Cutter base shaft	1		640	260970	Cutter cover	1	
611	260964	Cutter base roller	2						
612	260969	Ejected paper holder shaft	1						
613	260968	Ejected paper holder fixing angle	1						
614	20996	Paper ejection guide	1						
615	20978	Screw with knob	3						
616A	260660	Cutter holder A'ssy	2	616-623					
	260661	Cutter holder A'ssy (for U.S.A.)	1	616-623,640					
616	260954	Cutter holder	2						
617	145120	Tension SP scale	4						
618	145117	Bearing A	4						
619	20338	Knob	2						
620	20340	Washer for sewing machine cutter	2						
621	20339	Perforations wheel cutter (4mm)	1						
	20355	Perforations wheel cutter (2mm)	1						
622	260963	Cutter shaft holder roller	2	20353 2 pieces					
623	260962	Cutter roller shaft	2						
624	260960	Paper ejection table	1						
626	20993	Paper ejection guide PP	2						
627	20991	Paper ejection guide left	1						
628	20992	Paper ejection guide right	1						
629	20101	A3 scale	1						
630	20995	Paper ejection trai PP	1						

