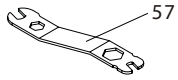


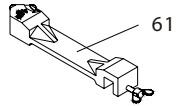
# IDP1410 SAW EXPLODED VIEW

# IDP1410 DIAGRAMA DE LA SIERRA

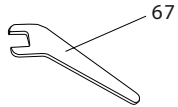
### Accessories (Included) Accesorios (Incluidos)



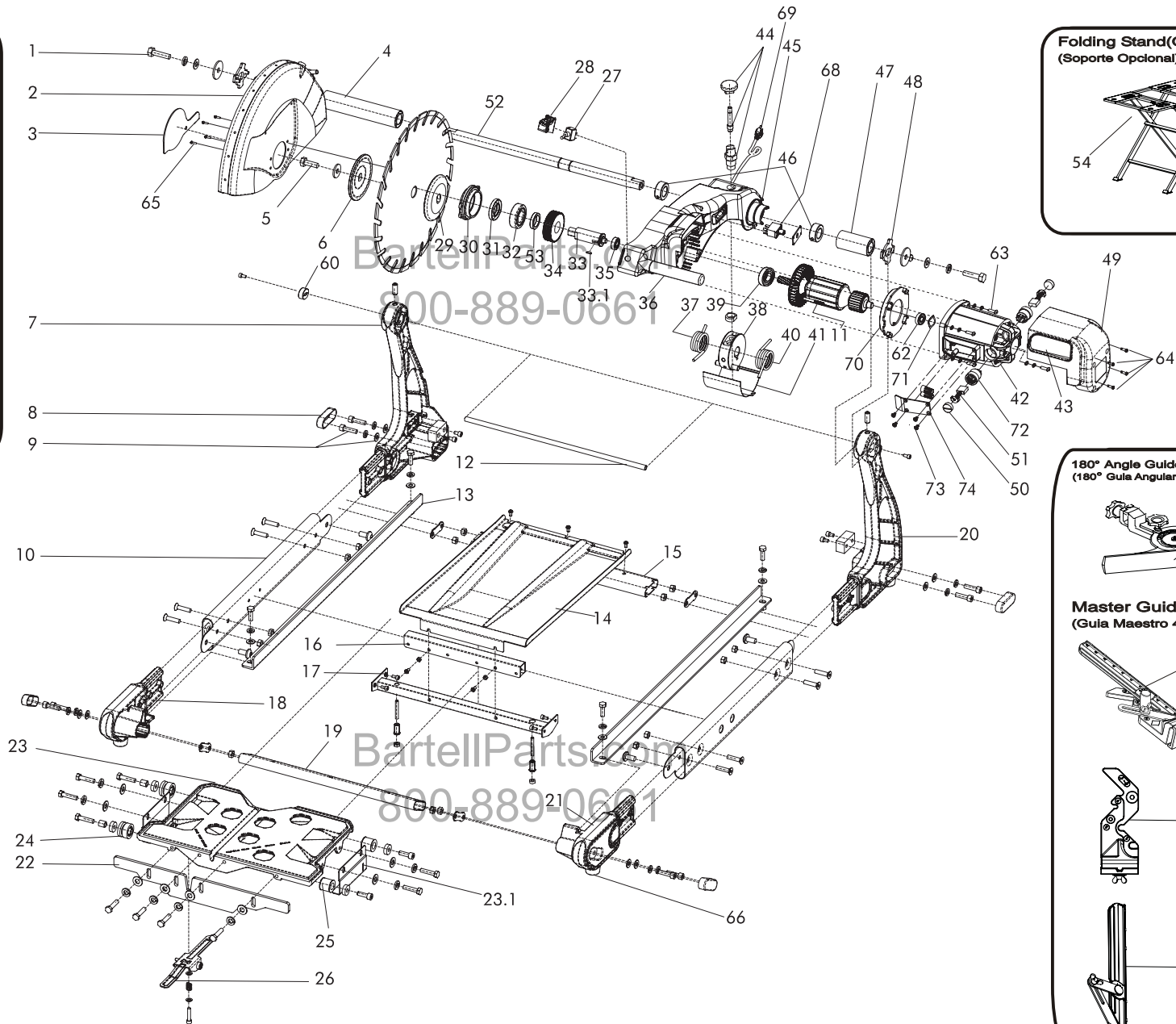
57



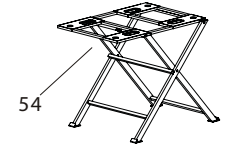
61



67

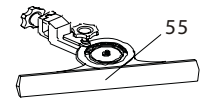


### Folding Stand (Optional) (Soporte Opcional)



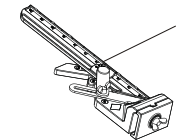
54

### 180° Angle Guide (Optional) (180° Guía Angular Opcional)

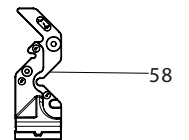


55

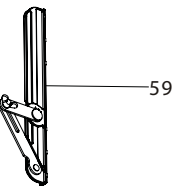
### Master Guide 45° / 90° (Guía Maestro 45° / 90°)



56




58



59

## REPLACEMENT PARTS LIST IDP1410 SERIES

	<b>PART NAME</b>	<b>PART No.</b>
1	Screw	0305
2	Blade Guard	141002
3	Arbor Cover	25031 PR
4	Cross Bar Position Tube (Long)	141004
5	Blade Lock Bolt	25032
6	O uter Flange	25034PR
7	Arm Frame Left Side	141007
8	Rubber Cap	141008
9	Bolt & Washer Set (3 pieces)	141009
10	Side Frame	141010
11	Armature with Inner & O uter Bearing	141082
12	Cross Bar	141012
13	Rails(2)	25015PR
14	Dust Collecting Pan	141014
15	Cross Tube	141015
16	Metal Pan Bracket	141016
17	Metal Pan Frame	141017
18	Left Front Joint	141018
19	Cross Tube	141019
20	Arm Frame Right Side	141020
21	Right Front Joint	141021
22	Ruler G uide	141022
23	Complete Cutting Table	141023
23.1	Cutting Table Retention Bracket	141013
24	U-Shape Roller Wheels (2)	S1000J-24
25	Metal Bearing Rollers (2)	141025
26	Locking Table Bracket	2509495
27	Toggle Switch	141027
28	Toggle Switch Safety Bracket	100003
29	Inner Flange	25035PR
30	Plate Blade Shaft Retaining	25039
31	Shaft Spacer O uter	25161
32	Bearing Blade Shaft O uter	25160
33	Blade Shaft	25157
33.1	Key Woodruf	25156
34	G ear Blade Shaft	25158
35	Blade Shaft Inner Bearing	25153
36	Handle Bar	25062PR
37	Tension Spring Left Side	250221PR
38	Cutting Head Angle Main Bracket	25020PR
39	Inner Motor Bearing	25150
40	Tension Spring Right Side	25022PR

	<b>PART NAME</b>	<b>PART No.</b>
41	Spring House Cover	141041
42	Aluminum Motor Housing with Field Winding	141081
43	Air Filter	25077
44	Angle Adjustment Lock Pin	2504395
45	Cutting Head Casting	141045
46	Collar Set Cutting Head	25025PR
47	Cross Bar Position Tube (Short)	141047
48	Position Bracket Crossbar	141048
49	Motor Air Intake Cover	141049
50	Brush Cap	25098
51	Carbon Brushes (2 pc. Set)	25099
52	Main Cross Bar	141052
53	Shaft Spacer Inner	25159
54	Folding Stand	SDT-1410ST
55	180° Angle G uide	S1000-44
56	MasterG uide	S1000-MG
57	Multiple Wrench	S1000-41
58	Master G uide Template Base	S1000-MG 1
59	Master G uide Detachable Ruler G uide	S1000-MG 2
60	Main Cross Bar Position Stopper	141060
61	45° /90° Rip G uide	S1000-35
62	O uter Motor Bearing	141083
63	Motor Housing Screws M5 x 25L x P0.8 (qty required 4)	25155
64	Motor Air Intake Cover Screws M4 x 15L x P0.7 (qty required 4)	25105
65	Blade Guard Screws M5 x 15L x P0.8 (qty required 4)	25058
66	Rubber Feet (qty required 4)	141029
67	19 W Wrench	141037
68	Circuit Breaker	141038
69	Cable	141001
70	Motor Retaining Plate	141085
71	Wave Spring Washer	141084
72	Carbon Brush Cradle	141086
73	M4 x 0.7 x 8L Cross Screw	141087
74	Wire Box Cover	141088
	 Note: If there is any part that is needed and has not been included in this parts list, please contact our customer service	
	