

**PARTS LIST FOR MODELS
7722HK28 8422K30 8422HK30**

Schematic #	Description	Part #	Qty.
1	II Stage Pump w/ Flywheel - Model 7722HK28 II Stage Pump less Flywheel - Model 7722HK28 II Stage Pump w/Flywheel - Models 8422K30 & 8422HK30 II Stage Pump less Flywheel - Models 8422K30 & 8422HK30	PMP22K28CH PMP22K28CHLF PMP22K30CH PMP22K30CHLF	1 1 1 1
2	Silencer/Filter Assembly	FS14075	1
2A	Filter Element – Replacement for Above	431	1
3	Flywheel - Models 8422HK30 & 8422K30 Model 7722HK28	31003040CH 31004620CH	1 1
4	Brass Elbow	BREL0750X075039	1
5	Discharge Tube - Model 7722HK28 Model 8422HK30 – Honda* Model 8422K30 – Kohler*	7722HK28-DISCH TB 8422HK30-DISCH TB 8422K30-DISCH TB	1 1
6	Check Valve	CV4X4TA	1
7	Nipple	BLNP0500X1500	1
8	Quick Disconnect	309A	1
9	Accessory Bracket	210	1
10	Brass Coupler	BRCP0375X0375H12	2
11	3/8" Rubber Hose – 16" Hose Clamp	178A 177A	1.34' 2
12	Aluminum Block Manifold	154	1
13	Safety Relief Valve	SRV0250A175	1
14	Gauge	GA0250300GC	1
15	Pilot Unloader Valve	131B	1
16	Brass Elbow	BREL0250X0125H16	2
17	1/4" Rubber Hose – 36" Hose Clamp	178 177B	3' 2
18	Throttle Control Assembly – Kohler Throttle Control Assembly - Honda	191M8T 192EGX240QA	1 1
19	Kohler Engine Honda Engine Optional Engine Drain Extension for Above	ENG08KOM1 ENG08H01 HDE8	1 1 1
20	Pulley - Model 7722HK28 Models 8422K30 & 8422HK30	PU2AK54X1000 PU2AK46X1000	1 1
21A	Belt Guard Assembly (Base & Cover)	BG8422K30ASSY	1
21B	Belt Guard Cover	BG8423	1
22	1/4" Copper Tubing – 12"	MIS11100	1'
24	Belt Tightener/Mounting Kit - Model 8422K30 Models 7722HK28 & 8422HK30	SBT8HPK0-ANGLE** SBT8HPHO&KAK30-ANGLE**	1 1
25	Twin Tank Assembly	Specify Engine	1
26	Fully-Pneumatic Tire w/Sealant	WLS30SEAL	2
27	Cotter Pin	181B	2
28	Rubber Foot	219	4
29	Drain Valve	132BV	3
30	Handle Grip	328	2
31	Belt	BTA63	2
32	Brass Straight	BRST0750X050038	1
33	Brass Elbow	BREL0250X012539	1
34	Keystock	MIS10096C	1
35	Setscrew	MIS10020C	1
36	Field Kit-Belt Guard Bracket	BGB8K30	1
37	Washer	MIS10104	6

*Prior to January 1997, a discharge tube with a 90° bend was used in production. Please advise our Parts Department of the compressor's serial number when ordering this part.

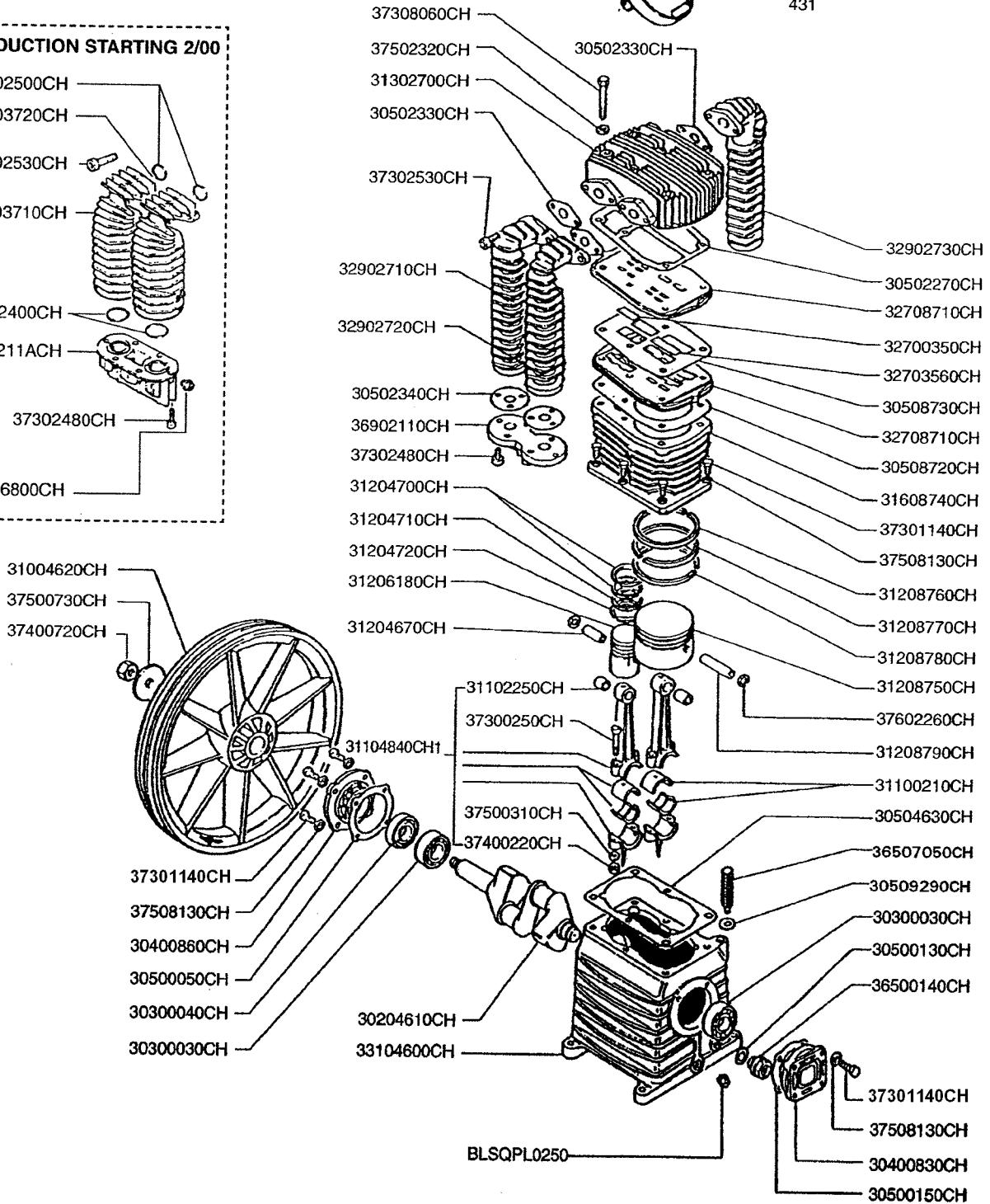
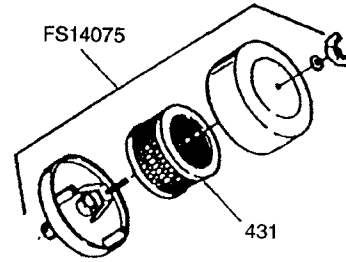
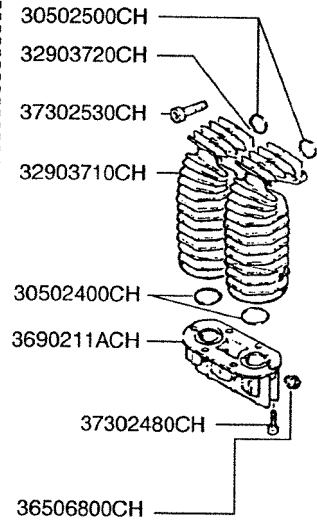
**For units built prior to February 2005, order SBT8HP-SQUARE or SBT8HPHO&KA17-SQUARE respectively.




ROLAIR

SCHEMATIC FOR PMP22K28

PRODUCTION STARTING 2/00





PARTS LIST FOR PMP22K28

Description	Part #	Qty.	Description	Part #	Qty.
Crankshaft	30204610CH	1	Valve Plate	32708710CH	2
Bearing	30300030CH	2	Left Intercooler	32902710CH	1
Oil Seal	30300040CH	1	Right Intercooler	32902720CH	1
Bearing Carrier	30400830CH	1	Aftercooler	32902730CH	1
Bearing Carrier	30400860CH	1	Crankcase	33104600CH	1
Gasket	30500050CH	1	Sight Gauge	36500140CH	1
Gasket	30500130CH	1	3/8" Breather/Oil Fill Plug	36507050CH	1
Gasket	30500150CH	1	Connector	3690211ACH	1
O-Ring	30509290CH	1	Bolt	37300250CH	4
Gasket	30502270CH	1	Bolt	37301140CH	14
Gasket	30502330CH	3	Bolt	37302480CH	6
Gasket	30502340CH	2	Bolt	37302530CH	6
Gasket	30504630CH	1	Bolt	37308060CH	6
Gasket	30508720CH	1	Nut	37400220CH	4
Gasket	30508730CH	1	Nut	37400720CH	1
Flywheel	31004620CH	1	Washer	37500310CH	4
Bearing Shell	31100210CH	2	Washer	37500730CH	1
Bushing*	31102250CH	2	Washer	37508130CH	14
Connecting Rod Assembly	31104840CH1	2	Snap Ring	37602260CH	4
Piston Pin - HP	31204670CH	1	Plug	BLSQPL0250	1
Ring - HP	31204700CH	2	Silencer/Filter Assembly	FS14075	1
Ring - HP	31204710CH	1	Filter Element	431	1
Ring - HP	31204720CH	1	Ring Set	K28RINGS	1
Piston - HP	31206180CH	1	Gasket Set	K28GASKETS	1
Piston - LP	31208750CH	1	Valve Plate Assembly	2800VK28	1
Ring - LP	31208760CH	1	INTERCOOLER/AFTERCOOLER PARTS STARTING 12/99		
Ring - LP	31208770CH	1	O-Ring - Connector	30502400CH	2
Ring - LP	31208780CH	1	Plug	36506800CH	1
Piston Pin - LP	31208790CH	1	Connector	3690211ACH	1
Head	31302700CH	1	Bolt	37302480CH	6
Cylinder	31608740CH	1	Bolt	37302530CH	6
Valve - HP	32700350CH	2	O-Ring - Head	30502500CH	2
Valve - LP	32703560CH	4			

*Bushing is not machined to fit piston pin if ordered separate from connecting rod.