




# INSTALLATION AND OPERATION MANUAL

EPA CERTIFIED  
CATALYTIC WOOD  
BURNING FIREPLACE  
INSERT



[www.nficertified.org](http://www.nficertified.org)

We suggest that our wood-burning hearth products be installed and serviced by professionals who are certified in the U.S. by the National Fireplace Institute® (NFI) as NFI Woodburning Specialists or who are certified in Canada by



RETAIN THESE  
INSTRUCTIONS  
FOR FUTURE  
REFERENCE

## MODEL BV4000C-2

THIS APPLIANCE MUST BE INSTALLED BY A QUALIFIED INSTALLER.  
READ ENTIRE MANUAL THOROUGHLY BEFORE INSTALLATION.

Tested &  
Listed By  Beaverton  
Oregon USA  
OMNI-Test Laboratories, Inc.

P/N 775006M, Rev. M, 12/03

## REPLACEMENT PARTS LIST – Model BV4000C-2

<b>Door Parts (See page 26 for Gold Door Kit)</b>	
G6000	Door Kit, Black
27M67	Clip Set, Glass
10300	Door Handle Assembly
86-128	Gasket Kit, 3/4" Door Rope (Includes Adhesive)
27M81	Gasket Kit, Glass (10' of 10580)
G2000-7	Glass, Arched 9 3/8 x 15 3/4" (Gasket not included)
11529	Hinge Pin 10 L 18 (Original) - Requires welding
11531	Hinge Pin, Retrofit (requires drill #3 [.213"] & tap 1/4"-28 UNF. order 2 if set is needed)
10362	Torque Plate (Latch)
<b>Catalytic Combustor Parts</b>	
11000	Clip, Combustor
14000	Combustor Assembly 3" (*SN>4645) - Includes ceramics, gasket & housing
11481H	Gasket, Interam Combustor (1/16 x 3 x 36") 11481
C-200-51	Hook, Damper (Coil handle with hook for opening / closing damper bypass)
BV100	Probe, Combustor Temperature
11485	Housing, Combustor
<b>Room Air Blower Parts</b>	
LB-101495	Blower Assembly (includes 2 blowers w/ propellers, mounting bracket and terminal block)
11565	Disc, Low Limit (fan disc, F110°-20F)
11597	Wire Harness, Blower
10050087	Knob, Rheostat (02107)
LB-101496	Motor, Blower, 1 ea. (includes propeller)
26M22	Power Cord (02071)
42M1401	Propeller, Metal Blower Motor
528	Rheostat, Blower Speed Control (knob, p/n 10050087, not included) 02082
410-270	Switch, On/Off (Bypass)
410-260	Terminal Block, Large
<b>Surround Parts (see page 26 for Surround Kits)</b>	
11817	Trim, Air Intake Housing Gold
2046	Bracket, Surround Trim ("L" bracket / corner key. order 2 if set is needed) 02046
00010H	Dart, Plastic, 1 ea. (for brass air intake trim) – Note: 4 required on each side
26M71	Insulation Set, Surround (11842 & 11843)
2047	Trim, Gold Tone, Surround 32" x 42"
430XL	Trim, Gold Tone, Surround 32" x 48"

## REPLACEMENT PARTS LIST – Model BV4000C-2

<b>Miscellaneous Parts</b>	
26M31	Ash Drawer Assembly (11777)
11807	Panel, Left Blower (louvered body panel)
11809	Panel, Right Blower (louvered body panel)
26M68	Module Assembly, Draft Control (11493)
70K99	Paint Kit, Metallic Black (12 oz. Spray #6309)
<b>Firebox Parts</b>	
11709	Cover, Ash Dump (w/ Gasket 4 1/4 x 4 1/4 x 1/2")
26M73	Damper Kit (Includes damper, linkage and rod)
FB10	Firebrick, 4 1/2 x 1 1/4" ♦
FB11	Firebrick, 4 1/2 x 4 3/8" ♦
FB29	Firebrick, 9 x 1" ♦
FB9	Firebrick, 9 x 1" w/notch ♦
FB7	Firebrick, 9 x 2 1/8" (order 2, if set is needed) ♦
FB-1	Firebrick, 9 x 4 1/2" (order 7, if set is needed) ♦
FB-2	Firebrick, 9 x 4 1/2" w/notch (order 4, if set is needed) ♦
11811H	Gasket, Ash Dump (4 1/4 x 4 1/4 x 1/2") 11811
37075	Grate, 4 1/2 x 4 3/8" (order 2, if set is needed)

- ♦ All firebrick are 1 1/4" thick

**For the location of the nearest dealer for replacement parts, contact:**

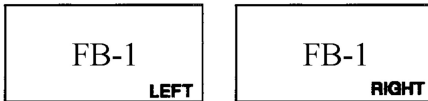
**Lennox Hearth Products  
1110 West Taft Avenue  
Orange, WA 92865**

# COMPONENT DIAGRAMS – Model BV4000C-2

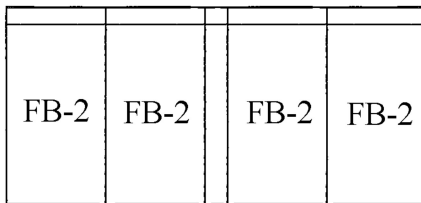
CATALOG/ PART #	QTY	DIMENSIONS
FB-1	7	9 x 4 1/2" Regular
FB-2	4	9 x 4 1/2" W/Notch
FB10	1	4 1/2 x 1 1/4" Regular
FB11	1	4 1/2 x 4 3/8" Regular
FB7	2	9 x 2 1/8" Regular
FB29	1	9 x 1" Regular
FB9	1	9 x 1" W/Notch

NOTE: ALL BRICK ARE 1 1/4" THICK

## SIDES

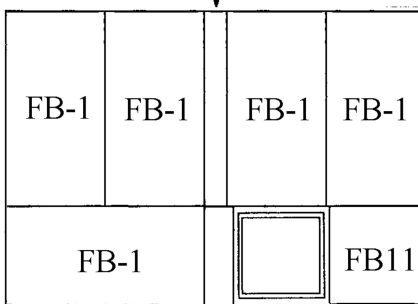


## BACK



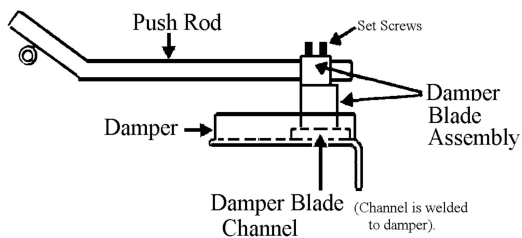
↑  
FB9

## BOTTOM FB29

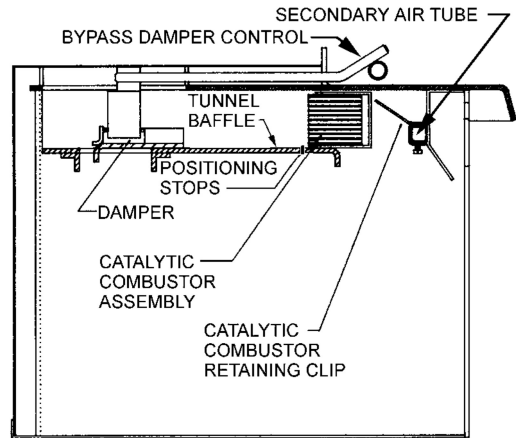


↑  
FB10

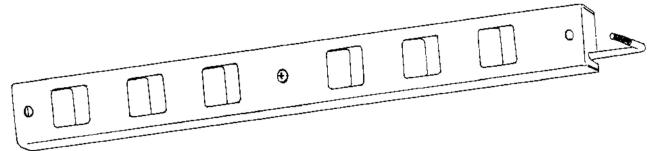
## DAMPER ASSEMBLY (CATALOG #26M73)



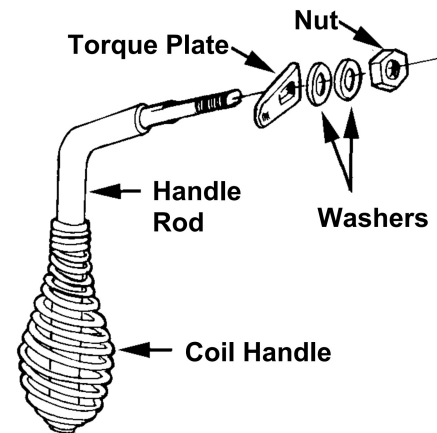
## CATALYTIC/DAMPER COMPONENTS



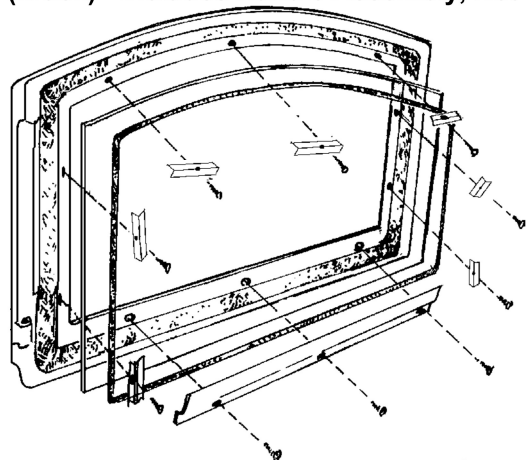
## PRIMARY AIR CONTROL DRAFT MODULE (CATALOG #26M68)



## HANDLE ASSEMBLY (P/N LB-102214)



## DOOR ASSEMBLY - Cat. No. 14M72 (Gold) and Cat No. H0533 (Black) - Includes Handle Assembly, Not Shown

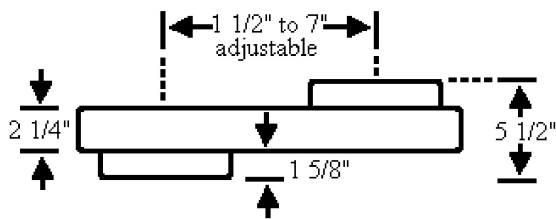


## OPTIONAL ACCESSORIES - Model BV4000C-2

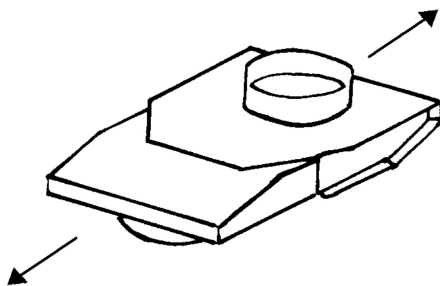
Accessories		
Catalog #	Model	Description
14M73	CCOK-4000	Cord Change Over Kit
14M72	DK100-G	Gold Door Kit
70K99	TSPK-B	Touch-up spray paint kit, Black , 12 oz Spray Can
14M71	SKL-4000	Surround Kit, Large, 32" ht. X 48" wd.
H0471	SKM-4000	Surround Kit, Medium, 32" ht. X 42" wd.
14M76	OA4000-66	Offset adapter, 6" to 6" diameter

### OFFSET ADAPTER

Installations requiring offsets can be handled using an offset adapter (it aligns starter pipe with flue).

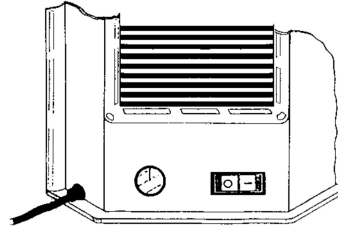


Actual Appearance



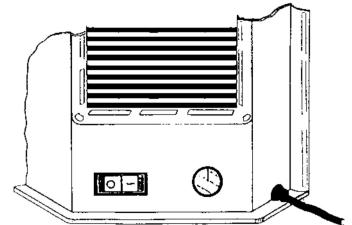
### CORD CHANGEOVER KIT

The blower system can be easily transferred to the other side of the insert along with the power cord by installing this *cord changeover kit*. This kit consists of a reversed right and left panels (with cord hole, switch and rheostat openings on the right panel).




Power cord, blower assembly and controls come standard on the left side of insert as shown in illustration to the left.

With the use of this kit, the power cord and blower system can be transferred to the right side of insert as shown in illustration to the right).



### GOLD DOOR KIT

This 24-karat gold plated door is nearly maintenance free, requiring only an occasional wipe down of the gold frame (to remove fingerprints). The gold cures to a very hardened durable finish and will maintain a beautiful gold luster for many years (and it will never tarnish as brass doors do).



For the location of the nearest Dealer for optional parts, contact:

**Lennox Hearth Products**  
**1110 West Taft Avenue**  
**Orange, CA 92865**