



HEARTH PRODUCTS

P/N 506025-11 Rev. NC 04/2013

This manual is one of a set of two supporting this product. Refer to P/N 506023-19 for Installation Instructions. Ce manuel est disponible en français, simplement en faire la demande. Numéro de la pièce 506223-79.

CARE AND OPERATION INSTRUCTIONS

Rhapsody™ Linear Direct-Vent Gas Fireplace





Table with 2 columns: MODELS, RHAP42N, RHAP54N

infiniflame™

WHAT'S INSIDE

Table of Contents with sections: Table of Contents, Safety and Your Fireplace, FREE Safety Guard Offer, Important Safety Information, Attaching the Safety-in-Operation Warnings, and multilingual versions.



INSTALLER: Leave this manual with the appliance. CONSUMER: Retain this manual for future reference. INSTALLATEUR: Laissez cette notice avec l'appareil. CONSOMMATEUR: Conservez cette notice pour consultation ultérieure.

WARNING / AVERTISSEMENT / AVISO

HOT GLASS WILL CAUSE BURNS. DO NOT TOUCH GLASS UNTIL COOLED. NEVER ALLOW CHILDREN TO TOUCH GLASS.



UNE SURFACE VITRÉE CHAUDE PEUT CAUSER DES BRÛLURES. LAISSER REFROIDIR LA SURFACE VITRÉE AVANT D'Y TOUCHER. NE PERMETTEZ JAMAIS À UN ENFANT DE TOUCHER LA SURFACE VITRÉE.

EL VIDRIO CALIENTE CAUSARÁ QUEMADURAS. USTED DEBE NUNCA TOCAR EL VIDRIO CALIENTE. LOS NIÑOS DEBEN NUNCA TOCAR EL VIDRIO.

WARNING: If the information in these instructions is not followed exactly, a fire or explosion may result, causing property damage, personal injury, or death.


- Do not store or use gasoline or other flammable vapors and liquids in the vicinity of this or any other appliance. - WHAT TO DO IF YOU SMELL GAS: • Do not try to light any appliance. • Do not touch any electrical switch; do not use any phone in your building. • Immediately call your gas supplier from a neighbor's phone. Follow the gas supplier's instructions. • If you cannot reach your gas supplier, call the fire department. - Installation and service must be performed by a qualified installer, service agency or the gas supplier.

AVERTISSEMENT : Assurez-vous de bien suivre les instructions données dans cette notice pour réduire au minimum le risque d'incendie ou d'explosion ou pour éviter tout dommage matériel, toute blessure ou la mort.


- Ne pas entreposer ni utiliser d'essence ni d'autres vapeurs ou liquides inflammables dans le voisinage de cet appareil ou de tout autre appareil. - QUE FAIRE SI VOUS SENTEZ UNE ODEUR DE GAZ : • Ne pas tenter d'allumer d'appareil. • Ne touchez à aucun interrupteur. Ne pas vous servir des téléphones se trouvant dans le bâtiment où vous trouvez. • Appelez immédiatement votre fournisseur de gaz depuis un voisin. Suivez les instructions du fournisseur. • Si vous ne pouvez rejoindre le fournisseur de gaz, appelez le service des incendies. - L'installation et l'entretien doivent être assurés par un installateur ou un service d'entretien qualifié ou par le fournisseur de gaz.

REQUIRED ACCESSORIES

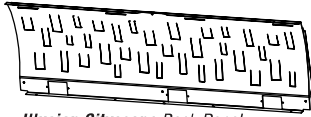
REQUIRED: PANEL KIT		
Description	Cat. No.	Model No.
PANEL KIT OPTIONS		
42" Panel Kit - Illusion ^① Cityscape - Black Porcelain	H8832	IPK-CBLKP-RAP42
42" Panel Kit - Illusion ^① Metroscope - Black Porcelain	H8833	IPK-MBLKP-RAP42
54" Panel Kit - Illusion ^① Cityscape - Black Porcelain	H8420	IPK-CBLKP-RAP54
54" Panel Kit - Illusion ^① Metroscope - Black Porcelain	H8421	IPK-MBLKP-RAP54
42" Panel Kit - Naked - Black Porcelain	H8834	NPK-BLP-RAP42
42" Panel Kit - Naked - Black Satin Paint	H8835	NPK-BLS-RAP42
54" Panel Kit - Naked - Black Porcelain	H8422	NPK-BLP-RAP54
54" Panel Kit - Naked - Black Satin Paint	H8423	NPK-BLS-RAP54



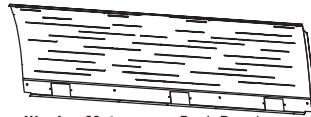
Left Side Panel



Right Side Panel



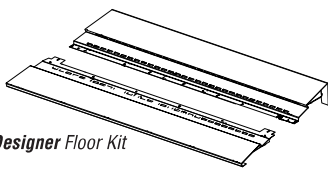
Illusion Cityscape Back Panel




Illusion Metroscope Back Panel

① "Illusion" style Panel Kits are designed for use with a **Panel Backlighting Kit** (listed under OPTIONAL: PANEL BACKLIGHTING KIT).

REQUIRED: FLOOR KIT		
Description	Cat. No.	Model No.
REFLECTION FLOOR KIT OPTIONS (does not use media)		
42" Floor Kit - Reflection - Black Porcelain	H8836	RFK-BLP-RAP42
54" Floor Kit - Reflection - Black Porcelain	H8425	RFK-BLP-RAP54
DESIGNER FLOOR KIT OPTIONS (requires one Media Kit)		
42" Floor Kit - Designer ^② - Black Porcelain	H8838	DFK-BLP-RAP42
42" Floor Kit - Designer ^② - Black Satin	H8837	DFK-BLS-RAP42
54" Floor Kit - Designer ^② - Black Porcelain	H8427	DFK-BLP-RAP54
54" Floor Kit - Designer ^② - Black Satin	H8426	DFK-BLS-RAP54
MEDIA KIT OPTIONS (one kit required with DESIGNER style Floor Kits only) [Also see Media Kit Instruction Sheet P/N 506019-86]		
Glass Media 5-lb bag - Reflective Black	H8412	CRSHGL-RBLK
Glass Media 5-lb bag - Reflective Blue	H8424	CRSHGL-RBLU
Glass Media 5-lb bag - Platinum	H8413	CRSHGL-P
Glass Media 5-lb bag - Goldfinger	H8538	CRSHGL-GF
Glass Media 5-lb bag - Copper	H8539	CRSHGL-C



Designer Floor Kit

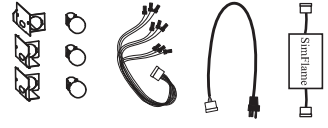
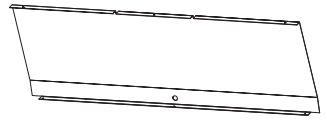


Glass Media

For additional information, visit
www.LennoxHearthProducts.com
 (>Owner Resources >Product Literature)

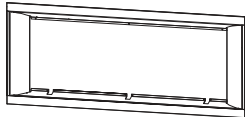
OPTIONAL ACCESSORIES

OPTIONAL: PANEL BACKLIGHTING KIT^③		
Description	Cat. No.	Model No.
Panel Backlighting Kit, RAP42	H8866	IPBLK-RAP42
Panel Backlighting Kit, RAP54	H8429	IPBLK-RAP54





③ Panel Backlighting Kit is designed for use with "Illusion" style Panel Kits (listed under REQUIRED: PANEL KIT).

OPTIONAL: SURROUND KIT AND BEZEL KIT^③		
Description	Cat. No.	Model No.
SURROUND KIT OPTIONS		
42" Surround - Black Satin	H8825	CS-BLS-RAP42
42" Surround - Carbon Fiber	H8826	CS-CF-RAP42
42" Surround - Wood Grain	H8827	CS-WG-RAP42
54" Surround Kit - Black Satin	H8414	CS-BLS-RAP54
54" Surround Kit - Carbon Fiber	H8415	CS-CF-RAP54
54" Surround Kit - Wood Grain	H8416	CS-WG-RAP54
BEZEL KIT OPTIONS		
42" Bezel - Brushed Nickel	H8829	BZL-BRNI-RAP42
42" Bezel - Black Nickel	H8830	BZL-BLNI-RAP42
42" Bezel - Black Satin	H8831	BZL-BLS-RAP42
54" Bezel Kit - Black Satin	H8419	BZL-BLS-RAP54
54" Bezel Kit - Black Nickel	H8418	BZL-BLNI-RAP54
54" Bezel Kit - Brushed Nickel	H8417	BZL-BRNI-RAP54



Surround



Bezel

③ Surround and Bezel should be used together for a finished appearance.

OTHER OPTIONAL ACCESSORIES		
Description	Cat. No.	Model No.
Power Vent Kit (manual P/N 506022-01)	H7387	LPVK-110
Power Vent Adaptor Kit 54-42 (manual P/N 506019-82)	H8574	PVK-RHAP
Gas Conversion Kit 54-42, NG to LP (manual P/N 506019-90)	H8540	GCK-RHAP-NP

CAT10REC-011912

REPLACEMENT PARTS

Ordering Replacement Parts

Consumer-orderable replacement parts are listed on *this page*. (All accessories listed on the *previous page* are also consumer-orderable.) **Use only parts supplied from the manufacturer.**

With proper care and maintenance, your appliance will provide many years of enjoyment. If you experience any problem, first refer to the troubleshooting guide in this manual. If the problem persists or you have any questions about your fireplace system, contact your Lennox Hearth Products dealer or distributor.

Order parts through your Lennox Hearth Products dealer or distributor. Parts will be shipped at prevailing prices at time of order.

When ordering parts, please provide the following information:

1. Appliance model number.
2. Appliance serial number.
3. Part number.
4. Part description.
5. Quantity required.
6. Appliance installation date.

WARNING

Failure to position the parts in accordance with these diagrams or failure to use only parts specifically approved with this appliance may result in property damage or personal injury.

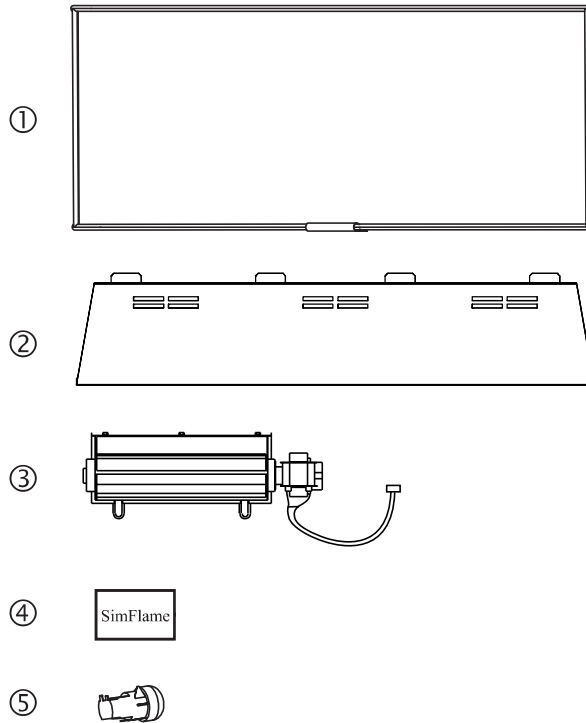
AVERTISSEMENT

Risque de dommages ou de blessures si les pièces ne sont pas installées conformément à ces schémas et ou si des pièces autres que celles spécifiquement approuvées avec cet appareil sont utilisées.

Replacement Parts List

Contact an Lennox Hearth Products dealer to obtain any of these parts. Never use substitute materials. Use of non-approved parts can result in poor performance and safety hazards and may void the warranty.

Item No.	Catalog No.	Description	Qty.
1	H8799	Door Assembly, RAP42 (Fireplace Glass Enclosure)	1
1	H8431	Door Assembly, RAP54 (Fireplace Glass Enclosure)	1
2	H8787	Top Baffle, RAP42	1
2	H8583	Top Baffle, RAP54	1
3	80L84	Blower Assembly FBK-100	1
4	H8439	SimFlame (light flicker) - module only	1
5	H8438	Light Bulb	1



PRODUCT REFERENCE INFORMATION

We recommend that you record the important reference information about your fireplace in the space provided below.

Please call Lennox Hearth Products for the phone number of your nearest LHP dealer, who will answer your questions or address your concerns.

LENNOX HEARTH PRODUCTS
 1508 Elm Hill Pike, Suite 108
 Nashville, TN 37210
 Visit us at www.LennoxHearthProducts.com
 1-800-655-2008

Product Information	
Fireplace Model	Cat. No.
RHAP42N	H8967
RHAP54N	H8966

PRODUCT REFERENCE INFORMATION

Model Number _____
 Serial Number _____
 Date Installed _____
 Gas Type Used _____
 Dealer Name _____