

Pellet-Fired Fireplace Insert

Save These Instructions
For Future Reference

P/N 775229M, Rev. E, 12/2010



Pellet Insert Model Winslow™ (PI40)

A French manual is available upon request. Order P/N 775229CF.

Ce manuel d'installation est disponible en français, simplement en faire la demande. Numéro de la pièce 775229CF.



OMNI-Test Laboratories, Inc.

Report No. 050-S-14b-2



www.nficertified.org

We recommend that our pellet hearth products be installed and serviced by professionals who are certified in the U.S. by the National Fireplace Institute® (NFI) as NFI Pellet Specialists or who are certified in Canada by Wood Energy Technical Training (WETT).



This appliance must be properly installed and operated in order to prevent the possibility of a house fire. Please read this entire manual before installation and use of this pellet fuel-burning room heater. Failure to follow these instructions could result in property damage, bodily injury or even death. Contact your local building or fire officials to obtain a permit and information on any installation requirements and inspection requirements in your area.

WARNINGS



- **Hot! Do not touch!** The glass and surfaces of this appliance will be hot during operation and will retain heat for a while after shutting off the appliance. Severe burns may result.
- Carefully supervise children in the same room as appliance.
- Lennox™ pellet-burning appliances are designed for use as a supplemental heater. They are not intended for continuous use as a primary heat source.

REPLACEMENT PARTS - WINSLOW™ PI40

Contact an Authorized Lennox Hearth Products dealer to obtain any of these parts. Never use substitute materials. Use of non-approved parts can result in poor performance and safety hazards.

Winslow™ PI40 insert

<u>Cat. No.</u>	<u>Description</u>		
H6006	Adjustable Latch Pin	79040	Door w/glass (No Trim)
H3111	Ash Clean Out Cover, 2 Per Insert	H6021	Flue Clean Out Box
H5886	Auger Motor	H5988	Hardware Package
H5921	Auger w/lower Bearing	H5911	Hopper Door Wire
H5875	Blower Snap Switch	79021	Igniter Fuse 6 Amp, 5 Pack
H5856	Cast Burn-Pot	H6005	Igniter W/hose Clamp
H5899	Clean-out Cover Gasket	H5891	Overtemp Switch
H6019	Combustion Blower	H6004	Power Cord
H5900	Combustion Gasket Housing To Insert	H5887	Proof Of Fire Switch
H5903	Combustion Gasket Motor To Housing	H3128	Right Flange W/controls Access Door 40"
H5917	Control Board Access Latch	H6020	Right Flange W/controls Access Door 48"
H5978	Control Board	H5898	Vacuum Line 12" Piece
79020	Control Board Fuse 3 Amp, 5 Pack	H5889	Vacuum Switch
H5888	Convection Blower	H5976	Wiring Harness
H5902	Convection Blower Gasket	H8278	Hopper Switch w/ Bracket
H5984	Decorative Nickel Bars / Upper Body	H8279	Hopper Switch Wires w/ Resister
H3112	Door Handle Assembly	H8281	Outer Top for Hopper Lid Switch

ACCESSORIES

Surround Panel Kits (required - sold separately) (ref. Form # 775279M)

Cat. No.	Model	Description
79004	PI40-FPK2941	29" Ht. x 41" Wd. Black Trim
79005	PI40-FPK2948	29" Ht. x 48" Wd. Black Trim
79006	PI40-FPK3341	33" Ht. x 41" Wd. Black Trim
79007	PI40-FPK3348	33" Ht. x 48" Wd. Black Trim
H7232	PI40-32ZCFK	29" Ht. x 41" Wd. 3" Deep *

* The three inch deep surround assembly positions the Winslow™ pellet insert three inches forward onto the hearth which allows the insert to fit into a fireplace with a narrower front width (32" minimum). Using the other standard surround sizes require a minimum front fireplace width of 36".

Pellet Heat Kits


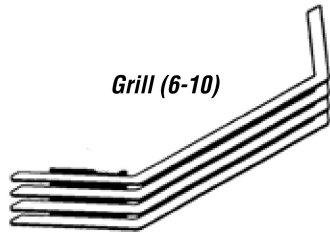
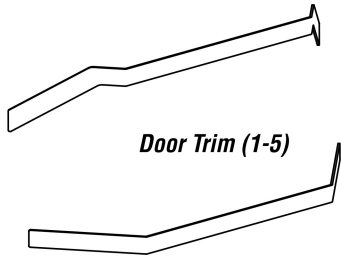
79024	PI40-HK	Pellet Heat Kit (ref. Form # 506033-01)
79026	PI40-HK30411	30-5/8" Ht. x 41" Wd. Surround Panels
79027	PI40-HK3048F	30-5/8" Ht. x 48" Wd. Surround Panels
79028	PI40-HK3441F41	34-5/8" Ht. x 41" Wd. Surround Panels
79029	PI40-HK3448F	34-5/8" Ht. x 48" Wd. Surround Panels
75251	GFHKET-B	Extended Side Trim Kit, Black (775208M)
75062	GFHKET-G	Extended Side Trim Kit, Gold (775208M)
75063	GFHKET-N	Extended Side Trim Kit, Nickel (775208M)

Surround Trim (ref. Form # 775279M)

H5143	GFT2941-B	Trim/Black 29" Ht. x 41" Wd.
H5145	GFT2948-B	Trim/Black 29" Ht. x 48" Wd.
H5144	GFT3341-B	Trim/Black 33" Ht. x 41" Wd.
H5146	GFT3348-B	Trim/Black 33" Ht. x 48" Wd.
75036	GFT2941-G	Trim/Gold 29" Ht. x 41" Wd.
75038	GFT2948-G	Trim/Gold 29" Ht. x 48" Wd.
75040	GFT3341-G	Trim/Gold 33" Ht. x 41" Wd.
75042	GFT3348-G	Trim/Gold 33" Ht. x 48" Wd.
75037	GFT2941-N	Trim/Nickel 29" Ht. x 41" Wd.
75039	GFT2948-N	Trim/Nickel 29" Ht. x 48" Wd.
75041	GFT3341-N	Trim/Nickel 33" Ht. x 41" Wd.
75043	GFT3348-N	Trim/Nickel 33" Ht. x 48" Wd.

Door Trim (required - sold separately) (ref. Form # 775274M)			
Item No.	Cat. No.	Model	Description
1	79038	P40DT-B	Black
2	79034	P40DT-G	Gold
3	79037	P40DT-N	Nickel
4	79035	P40DT-BRN	Brushed Nickel
5	79036	P40DT-BLN	Black Nickel


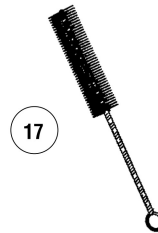
Grill Finish (ref. Form # 775273M)			
Item No.	Cat. No.	Model	Description
6	79000	P40G-B	Black
7	79001	P40G-G	Gold
8	79002	P40G-N	Nickel
9	79022	P40G-BN	Brushed Nickel
10	79039	P40G-BLN	Black Nickel



Zero Clearance Kit		
Cat. No.	Model	Description
79025	PI40-ZCK	Zero Clearance Kit (ref. Form # 775277M)

Common Accessories			
Item	Cat. No.	Model	Description
-----	79003	PI40FS	Front Support 41-48" Width/0-8" Height (ref. Form # 775296M)
11	H5142	P40LOG	Log Set (ref. Form # 775275M)
12	79030	P40BRICK	Standard Brick Panel (ref. Form # 775276M)
13	H4635	DWTK	Digital Wall Thermostat Kit
14	70005	RT-AC	Remote Control w/Thermostat, Alternating Current (ref. Form # 775280M)
15	H0251	RCL-STAT	Deluxe Remote Control (Timer, Thermostat, Clock) (ref. Form # 750129M)
16	H6907	P40DIAG40	Diagnostic Tool (ref. Form # 775293M)
17	12050004		Cleaning Brush (ref. Form # 14720036)
18	H8159	TSPK-B	Touch-up Spray Paint Kit, Black

NOTE: The form numbers referenced are the part numbers of the instruction sheets included in kits.



NOTE: DIAGRAMS & ILLUSTRATIONS ARE NOT TO SCALE.