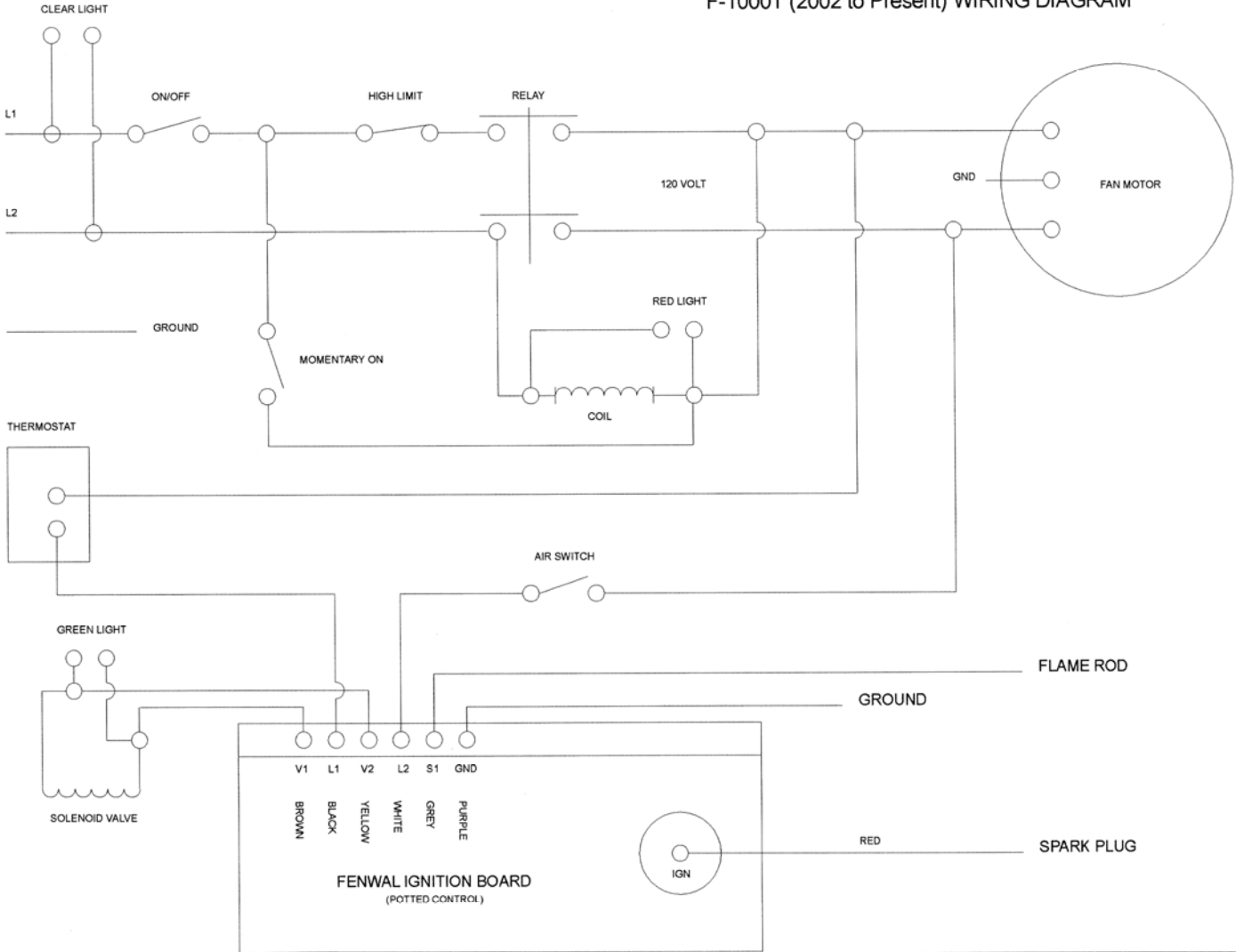


PARTS LIST

F-1000T CONSTRUCTION HEATERS

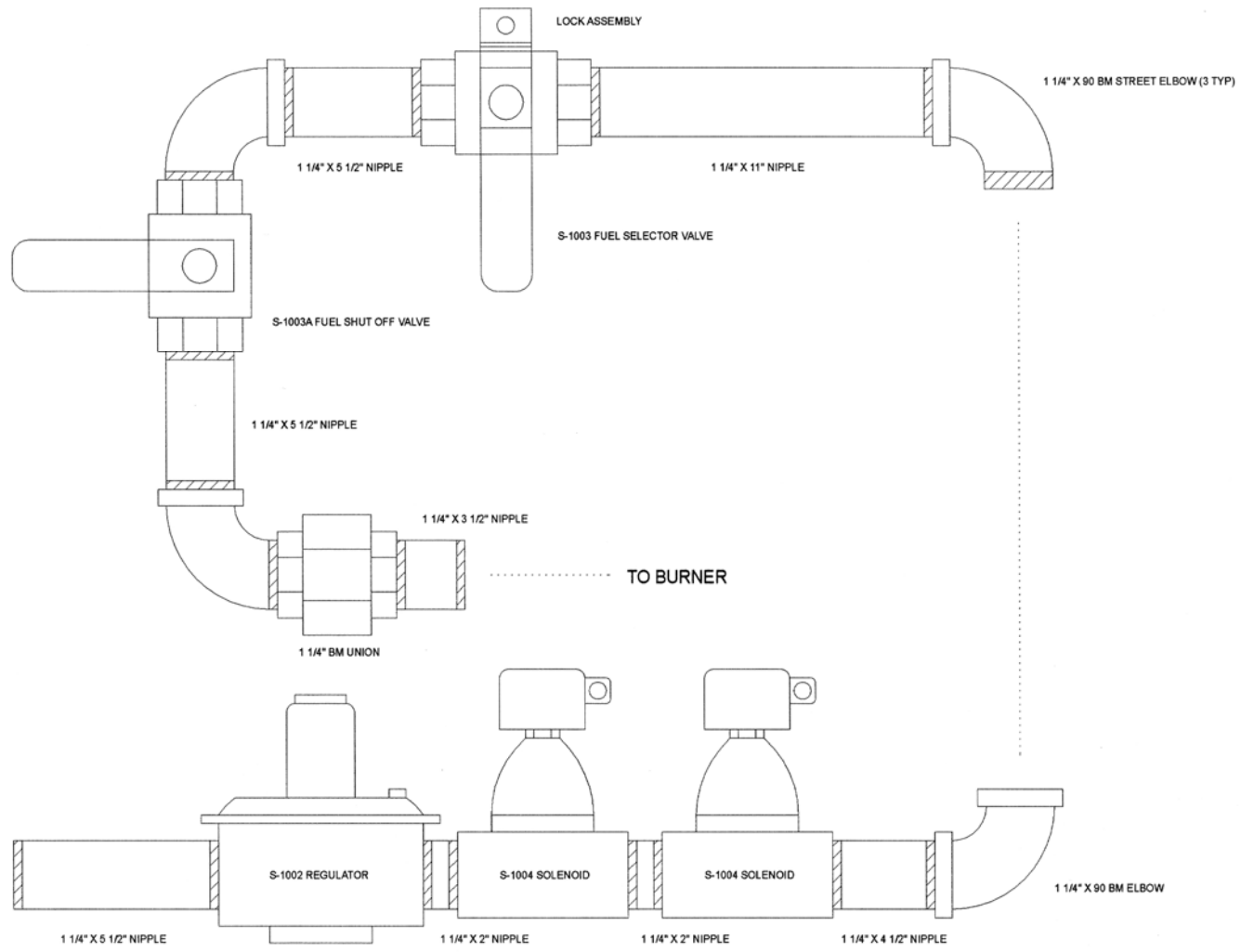
S-1000	1 HP Motor
S-1001	Fan blade
S-1002	Regulator
S-1002FS	S.S. Filter screen
S-1002T	Modulating regulator hi/low fire
S-1003	Fuel selector valve
S-1003A	Fuel shut-off valve
67871A	Solenoid valve cover
S-1004	Solenoid valve
S-1005	Burner
S-406	Flame rod (S-1006)
S-1007	Flame rod wire
S-408A	Long reach igniter (S-1008)
S-1009	Ignition wire
S-410	High temperature limit (S-1010)
S-411	Off-run-start switch (S-1011)
S-412	Main relay (S-1012)
S-414	Air proving switch (S-1014)
S-415A	Ignition control-120V (Fenwal) old (S-1015)
S-415P	Potted ignition control 120V (Fenwal 02)
S-416	Thermostat (S-1016)
S-1019	Screen assembly
S-1020A	Clear indicator light
S-1020B	Red indicator light
S-1020C	Green indicator light
S-1021	Power cord including plug
S-1022	Rubber wheel - 8"
B42R1.25	1-1/4" Second Stage Regulator
S54180-20	1-1/4" x 15-ft Hose Assembly

F-1000T (2002 to Present) WIRING DIAGRAM



Note: If any of the original wire as supplied with the appliance must be replaced it must be replaced with type 14g TEW wire or its equivalent.

FLAGRO INDUSTRIES LIMITED	
TITLE: F-1000T (2002) - WIRING DIAGRAM	DWG. NO. 1000T-202



FLAGRO INDUSTRIES LIMITED

TITLE: F-1000T VALVE TRAIN

DWG. NO. F-1000-07





F-1000T Parts List



F-1000T Parts List




F-1000T Parts List



F-1000T Parts List

flagro
INDUSTRIES LIMITED

<u>Item #</u>	<u>Description</u>	<u>P/N</u>
1	1 1/4" x 3 1/2" Nipple	40-113G3.5
2	1 1/4" BM Union	40-104-20
3	1 1/4" x 90 BM Street Elbow	40-116-20
4	1 1/4" x 5 1/2" Nipple	40-113G5.5
5	Fuel Shut Off Valve	S-1003A
6	Fuel Selector Valve	S-1003
7	1 1/4" x 11" Nipple	40-113G11
8	Pipe Hanger	S-1031
9	1 1/4" x 4 1/2" Nipple	40-113G4.5
10	Solenoid	S-1004
11	1 1/4" x 2" Nipple	40-113G2
12	Regulator	S-1002
14A	Clear Light Indicator	S-1020A
14B	Red Light Indicator	S-1020B
14C	Green Light Indicator	S-1020C
16	Off/ON Switch	S-411
17	Power Cord including plug	S-1021
18	Thermostat	S-416
19	Main Relay	S-412
20	Air proving switch	S-414
21	Potted Ignitino control	S-415P
22	Rubber Wheel 8"	S-1022
23	1 HP Motor	S-1000
24	Rear Filter Screen	S-1002FS
25	Long reach Igniter	S-1009
26	Flame Rod	S-406
27	Fan Blade	S-1001
28	Burner	S-1005
29	1 1/4" x 15FT Hose Assembly	S54180-20
30	1 1/4" Second Stage Reg.	B42R1.25



Hose & Regulator

