










**BEF275-7**  
Operating Manual

## ACCESSORIES

Part No	Description	Application	
	<b>27501</b>	Heavy duty drum complete with T.C.T cutters and spacers.	For all concrete texturing, scabbling planing and grooving applications. Removal of bridge deck and car park membranes, heavy industrial contamination, epoxy coatings and road markings, reducing concrete. Use on heavy applications for longer life with higher output.
	<b>27502</b>	Heavy duty drum complete with beam flails.	For the removal of paint, laitence and coatings from floors. De-rusting and de-scaling ship decks. Also used for removing build up of grease, dirt and ice deposits. Keying of concrete when a fine textured surface is required
	<b>27504</b>	Heavy duty drum complete with milling cutters and spacers	For removal of thermoplastic road/runway markings. Very efficient and cost effective with none of the problems associated with burning off thermoplastics. Also for the removal of bituminous and rubber deposits.
	<b>60600</b>	T.C.T Cutter: 6 point hardened steel cutter with tungsten carbide inserts	For all concrete texturing, scabbling planing and grooving applications. Removal of bridge deck and car park membranes, heavy industrial contamination, epoxy coatings and road markings, reducing concrete. Use on heavy applications for longer life with higher output.
	<b>60120</b>	Beam cutter: Heat treated steel cutter	For the removal of paint, laitence and coatings from floors. De-rusting and de-scaling ship decks. Also used for removing build up of grease, dirt and ice deposits. Keying of concrete when a fine textured surface is required.

## ACCESSORIES

	<p><b>60620</b></p>	<p>Milling Cutter: Tipped with Tungsten carbide.</p>	<p>For the removal of thermoplastic road/runway markings, rubber based deposits and cold plastic coatings from asphalt and concrete.</p>
	<p><b>27500</b></p>	<p>Heavy duty drum complete with flail shafts.</p>	<p>For use with various cutter configurations.</p>
	<p><b>27518</b></p>	<p>Heavy duty flail shaft.</p>	<p>Hardened cutter shaft.</p>
	<p><b>40240</b></p>	<p>Spacing washer.</p>	<p>Hardened spacing washer.</p>



BEF275-7  
Operating Manual

# Spare Parts Breakdown



**BEF275-7  
Operating Manual**

## ELECTRICAL COMPONENTS

QTY	DESCRIPTION	SPE PART NO
1	Panel c/w back plate	SP030317
1	Star/Delta assembly	09028
	Consisting of:	
2	Contactor	SPLC1D18M7
1	Contactor	SPLC1D12M7
1	Overload	SPLRD21
1	Interlock kit	SPLAD9R1V
1	Connector	SPLAD9P3
1	Delay timer	SPLADS2
1	Start switch	SPZB4BZ101
1	Stop switch	SPZB4BZ102
1	Start button	SPZB4BA3
1	Stop button	SPZB4BS44
1	Lens	SPZB4BV04
1	Panel Lamp	SPZB4BV4
1	Trip	SP60HD320
1	Isolator 40 amp	SPVCCF2
2	Conduit gland	9258
1	Conduit (mtr)	9259
1	Brass bush	SP608-222
1	Lock nut	SP608-812



<b>BEF275-7</b> <b>Operating Manual</b>
--

## SPECIFICATION SHEET

Specifications	
<b>Type</b>	<b>BEF275 Electric</b>
<b>Part Number</b>	BEF275-7
<b>Power Output</b>	10hp
<b>Voltage</b>	220v 3phase
<b>Cycles</b>	50
<b>Cutter Head Speed (rpm)</b>	1640
<b>Machine Dimensions: (mm)</b>	
<b>Length</b>	1220
<b>Width</b>	511
<b>Height</b>	900
<b>Weight (kg)</b>	145
<b>Working width of cutters (mm)</b>	275
<b>Working distance from walls (mm)</b>	65
<b>Engine/Motor speed (rpm)</b>	2800

## ELECTRICAL REQUIREMENTS

Machine	Volts	Plug size	Cable Size (mm)	Norm Cable Length
BEF275-7	220v 3phase	32 amp 5 pin	6.0 4 core	75 metres



**BEF275-7**  
**Operating Manual**

**RECORD OF NOISE AND VIBRATION ASSESSMENT**

Manufacturer:	SPE
Type:	Scarifier
Model No.	BEF275 Electric
Operation :	Concrete floor surface
Inserted Tool:	TCT cutters
Running Conditions:	2910 rpm

**HAND-ARM VIBRATION**

**Frequency Weighted Energy Equivalent Accelerations ( $a_{h,w}$ )**

Measurement Position	Acceleration ( $m/s^2$ )
	Vector Sum
Handle	9.58

**NOISE LEVELS**

**Sound Power Level ( $L_{WA}$ )**

$L_{WA}$ at Octave Band Centre Frequency (Hz)								Sound Power Level $L_{WA}$
63	125	250	500	1000	2000	4000	8000	
56.5	76.4	84.4	88.2	92.8	93.2	91.9	88.9	<b>98.6</b>

**Operator's Ear**

$L_{Aeq,T}$ at Octave Band Centre Frequency (Hz)								Overall Level ( $L_{Aeq,T}$ )	$L_{Peak}$ dB(C)
63	125	250	500	1000	2000	4000	8000		
37.2	61.9	69	76.7	80.3	76.9	74.5	67.3	<b>83.9</b>	<b>99.4</b>