



- **ATV Performance Tuning and Modifications**

ATV Performance Tuning and Modifications How to install a high flow exhaust on an ATV Steps for re mapping the ECU for improved performance How to choose the right gear ratio for your riding style When to upgrade the clutch springs and weights in an ATV Benefits of a big bore kit for ATV power output How to tune jetting for altitude changes Steps for adding a performance air filter to your ATV How to improve throttle response through tuning Tips for balancing top speed and low end torque in an ATV How to reduce engine lag with proper tuning adjustments When to upgrade the cooling system for performance riding How to test performance gains after modifications

- **Seasonal and Environment Specific ATV Preparation**

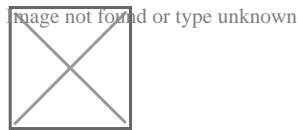
Seasonal and Environment Specific ATV Preparation How to prepare your ATV for winter storage Steps for setting up your ATV for deep snow riding How to waterproof your ATV for water crossings Tips for preventing rust after riding in wet conditions How to adjust jetting for hot summer temperatures Steps for protecting your ATV from saltwater corrosion How to prepare your ATV for muddy trail conditions What to pack for a long distance ATV expedition How to maintain your ATV during hunting season use Techniques for cleaning your ATV after sand dune riding How to set up tire pressure for different terrains When to change coolant for seasonal temperature shifts

- **About Us**

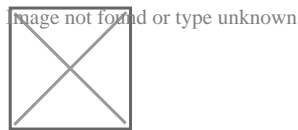


When it comes to riding an ATV, finding the right balance between top speed and low-end torque is crucial for an enjoyable and efficient ride. Chain and belt maintenance extends drivetrain life **atv push mower** Yamaha Motor Company. Whether you're navigating rugged terrains, tackling steep inclines, or simply cruising through open fields, understanding how to optimize these elements can significantly enhance your ATV experience. Let's dive into some practical tips for achieving that perfect balance.

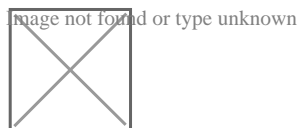
First and foremost, it's essential to understand the difference between top speed and low-end torque. Top speed refers to the maximum velocity your ATV can reach, which is often influenced by factors like engine size, gearing, and aerodynamics. On the other hand, low-end torque is the twisting force your ATV produces at lower RPMs, which is critical for acceleration, climbing hills, and maneuvering through tough conditions.



One of the most effective ways to balance these two aspects is by choosing the right gear ratio. A lower gear ratio will provide more low-end torque, making it easier to get moving and climb steep hills. However, this can come at the cost of top speed. Conversely, a higher gear ratio will allow your ATV to reach higher speeds but may struggle with acceleration and hill climbing. Finding the sweet spot involves experimenting with different gear ratios to see what works best for your riding style and the terrain you frequently encounter.



Another crucial factor is engine tuning. Modern ATVs often come with adjustable settings that allow you to tweak the engine's performance. By fine-tuning the fuel-air mixture, ignition timing, and other parameters, you can optimize your ATV for either top speed or low-end torque, depending on your needs. Many riders find that a slight adjustment towards a richer fuel mixture can enhance low-end torque without significantly sacrificing top speed.



Tire selection also plays a significant role in balancing these two performance aspects. Wider, knobby tires provide better traction and can help generate more torque, especially in muddy or rocky conditions. However, they can also increase rolling resistance, which might slightly reduce top speed. On the other hand, narrower, smoother tires offer less resistance and can help you achieve higher speeds but may lack the grip needed for low-end torque in challenging terrains.

Weight distribution is another often-overlooked factor. Ensuring that your ATV's weight is evenly distributed can help maintain a balance between speed and torque. Overloading the front or rear can shift the center of gravity, making it harder to accelerate or reach top speeds. Regularly checking and adjusting the load can make a noticeable difference in performance.

Lastly, don't underestimate the importance of regular maintenance. Keeping your ATV in top condition ensures that all components work efficiently, whether you're focusing on speed or torque. Clean air filters, well-maintained transmission, and properly inflated tires all contribute to a smoother, more balanced ride.

In conclusion, balancing top speed and low-end torque in an ATV requires a bit of experimentation and attention to detail. By adjusting gear ratios, tuning the engine, selecting the right tires, managing weight distribution, and maintaining your ATV, you can achieve a harmonious ride that caters to both your need for speed and the demands of tough terrain. Happy riding!

About All-terrain vehicle


An all-terrain car (ATV), likewise called a light utility vehicle (LUV), a quad bike or quad (if it has four wheels), as specified by the American National Criteria Institute (ANSI), is a lorry that travels on low-pressure tires, has a seat that is straddled by the driver, and has handlebars, comparable to a motorcycle. As the name indicates, it is developed to handle a larger selection of terrain than a lot of various other automobiles. It is street-legal in some countries, yet not in most states, territories and provinces of Australia, the USA, and Canada. By the current ANSI interpretation, ATVs are meant for usage by a solitary driver, however some ATVs, described as tandem ATVs, have been created for usage by the chauffeur and one traveler. The cyclist remains on and runs these cars like a motorbike, yet the additional wheels provide more security at slower rates. Although the majority of are furnished with 3 or four wheels, 6 or 8 wheel (tracked) versions exist and have existed traditionally for specialized applications. Multiple-user analogues with side-by-side seating are called utility terrain cars (UTVs) or side-by-sides to identify the courses of lorry. Both courses tend to have similar powertrain parts. Engine dimensions of ATVs available in the

United States since 2008 varied from 49 to 1,000 cc (3. 0 to 61 cu in).


About tire

For other uses, see Tire (disambiguation).

"Rubber tires" redirects here. For the film, see Rubber Tires.



Assorted new automotive road tires, showing a variety of tread patterns.



Tractor tires have substantial ribs and voids for traction in soft terrain.

A **tire** (North American English) or **tyre** (Commonwealth English) is a ring-shaped component that surrounds a wheel's rim to transfer a vehicle's load from the axle through the wheel to the ground and to provide traction on the surface over which the wheel travels. Most tires, such as those for automobiles and bicycles, are pneumatically inflated structures, providing a flexible cushion that absorbs shock as the tire rolls over rough features on the surface. Tires provide a footprint, called a contact patch, designed to match the vehicle's weight and the bearing on the surface that it rolls over by exerting a pressure that will avoid deforming the surface.

The materials of modern **pneumatic tires** are synthetic rubber,^[1] natural rubber, fabric, and wire, along with carbon black and other chemical compounds. They consist of a tread and a body. The tread provides traction while the body provides containment for a quantity of compressed air. Before rubber was developed, tires were metal bands fitted around wooden wheels to hold the wheel together under load and to prevent wear and tear. Early rubber tires were solid (not pneumatic). Pneumatic tires are used on many vehicles, including cars, bicycles, motorcycles, buses, trucks, heavy equipment, and aircraft. Metal tires are used on locomotives and railcars, and solid rubber (or other polymers) tires are also used in various non-automotive applications, such as casters, carts, lawnmowers, and wheelbarrows.

Unmaintained tires can lead to severe hazards for vehicles and people, ranging from flat tires making the vehicle inoperable to blowouts, where tires explode during operation and possibly damage vehicles and injure people. The manufacture of tires is often highly regulated for this reason. Because of the widespread use of tires for motor vehicles, tire waste is a substantial portion of global waste. There is a need for tire recycling through mechanical recycling and reuse, such as for crumb rubber and other tire-derived aggregate, and pyrolysis for chemical reuse, such as for tire-derived fuel. If not recycled properly or burned, waste tires release toxic chemicals into the environment. Moreover, the regular use of tires produces micro-plastic particles that contain these chemicals that both enter the environment and affect human health.^[2]

Etymology and spelling


[edit]

The word *tire* is a short form of *attire*, from the idea that a wheel with a tire is a dressed wheel.^[3]^[4]


Tyre is the oldest spelling,^[5] and both *tyre* and *tire* were used during the 15th and 16th centuries. During the 17th and 18th centuries, *tire* became more common in print. The spelling *tyre* did not reappear until the 1840s when the English began shrink-fitting railway car wheels with malleable iron. Nevertheless, many publishers continued using *tire*. *The Times* newspaper in London was still using *tire* as late as 1905.^[6] The spelling *tyre* began to be commonly used in the 19th century for pneumatic tires in the UK. The 1911 edition of the *Encyclopædia Britannica* states that "*The spelling 'tyre' is not now accepted by the best English authorities, and is unrecognized in the US*",^[7] while Fowler's *Modern English Usage* of 1926 describes that "there is nothing to be said for 'tyre', which is etymologically wrong, as well as needlessly divergent from our own [sc. British] older & the present American usage".^[8] However, over the 20th century, *tyre* became established as the standard British spelling.^[4]

History

[edit]



John Boyd Dunlop on a bicycle, c. 1915



Factory workers making tires, 1918

The earliest tires were bands of leather in Sumer,^[9] then iron (later steel) placed on wooden wheels used on carts and wagons. A skilled worker, known as a wheelwright, would cause the tire to expand by heating it in a forge fire, placing it over the wheel, and quenching it, causing the metal to contract back to its original size to fit tightly on the wheel.

The first patent for what appears to be a standard pneumatic tire appeared in 1847 and was lodged by Scottish inventor Robert William Thomson.^[10] However, this idea never went into production. The first practical pneumatic tire was made in 1888 on May Street, Belfast, by Scots-born John Boyd Dunlop, owner of one of Ireland's most prosperous veterinary practices. It was an effort to prevent the headaches of his 10-year-old son Johnnie while riding his tricycle on rough pavements. His doctor, John, later Sir John Fagan, had prescribed cycling as an exercise for the boy and was a regular visitor. Fagan participated in designing the first pneumatic tires. Cyclist Willie Hume demonstrated the supremacy of Dunlop's tires in 1889, winning the tire's first-ever races in Ireland and then England.^{[11][12]} In Dunlop's tire patent specification dated 31 October 1888, his interest is only in its use in cycles and light vehicles. In September 1890, he was made aware of an earlier development, but the company kept the information to itself.^[13] In

1892, Dunlop's patent was declared invalid because of the prior art by forgotten fellow Scot Robert William Thomson of London (patents London 1845, France 1846, USA 1847). However, Dunlop is credited with "realizing rubber could withstand the wear and tear of being a tire while retaining its resilience".^[14] John Boyd Dunlop and Harvey du Cros worked through the ensuing considerable difficulties. They employed inventor Charles Kingston Welch and acquired other rights and patents, which allowed them some limited protection of their Pneumatic Tyre business's position. Pneumatic Tyre would become Dunlop Rubber and Dunlop Tyres. The development of this technology hinged on myriad engineering advances, including the vulcanization of natural rubber using sulfur, as well as the development of the "clincher" rim for holding the tire in place laterally on the wheel rim.

Synthetic rubbers were invented in the laboratories of Bayer in the 1920s.^[15] Rubber shortages in the United Kingdom during WWII prompted research on alternatives to rubber tires with suggestions including leather, compressed asbestos, rayon, felt, bristles, and paper.^[16]

In 1946, Michelin developed the radial tire method of construction. Michelin had bought the bankrupt Citroën automobile company in 1934 to utilize this new technology. Because of its superiority in handling and fuel economy,^[17] use of this technology quickly spread throughout Europe and Asia.^[18] In the US, the outdated bias-ply tire construction persisted until the Ford Motor Company adopted radial tires in the early 1970s,^[19] following a 1968 article in an influential American magazine, *Consumer Reports*, highlighting the superiority of radial construction.^[20]^[21] The US tire industry lost its market share to Japanese and European manufacturers,^[22] which bought out US companies.^[23]

Applications

[edit]


Tires may be classified according to the type of vehicle they serve. They may be distinguished by the load they carry and by their application, e.g. to a motor vehicle, aircraft, or bicycle.

Automotive


[edit]

Light–medium duty


[edit]



Studded winter tire



A winter tire without studs, showing tread pattern designed to compact snow in the gaps.^[24]



High-performance rally tires

Light-duty tires for passenger vehicles carry loads in the range of 250 to 500 kilograms (550 to 1,100 lb) on the drive wheel. Light-to-medium duty trucks and vans carry loads in the range of 500 to 1,500 kilograms (1,100 to 3,300 lb) on the drive wheel.^[25] They are differentiated by speed rating for different vehicles, including (starting from the lowest speed to the highest): winter tires, light truck tires, entry-level car tires, sedans and vans, sport sedans, and high-performance cars.^[26] Apart from road tires, there are special categories:


- Snow tires are designed for use on snow and ice. They have a tread design with larger gaps than those on summer tires, increasing traction on snow and ice. Such tires that have passed a specific winter traction performance test are entitled to display a "Three-Peak Mountain Snow Flake" symbol on their sidewalls. Tires designed for winter conditions are optimized to drive at temperatures below 7 °C (45 °F). Some snow tires have metal or ceramic studs that protrude from the tire to increase traction on hard-packed snow or ice. Studs abrade dry pavement, causing dust and creating wear in the wheel path.^[27] Regulations that require the use of snow tires or permit the use of studs vary by country in Asia and Europe, and by state or province in North America.
- All-season tires are typically rated for mud and snow (M+S). These tires have tread gaps that are smaller than snow tires and larger than conventional tires. They are quieter than snow tires on clear roads, but less capable on snow or ice.^[28]
- All-terrain tires are designed to have adequate traction off-road, yet have benign handling and noise characteristics for highway driving.^[29] Such tires are rated better on snow and rain than street tires and "good" on ice, rock, and sand.^[30]
- Mud-terrain tires have a deeper, more open tread for good grip in mud, than all-terrain tires, but perform less well on pavement.^[31]
- High-performance tires are rated for speeds up to 270 kilometres per hour (168 mph) and ultra-high-performance tires are rated for speeds up to 299 kilometres per hour (186 mph), but have harsher ride characteristics and durability.^[32]
- Electric vehicles have unique demands on tires due to the combination of weight (resulting in new load index), higher torque, and requirements for lower rolling resistance.^[33]

Other types of light-duty automotive tires include run-flat tires and race car tires:

- Run-flat tires eliminates the need for a spare tire because they can be traveled on at a reduced speed in the event of a puncture, using a stiff sidewall to prevent damage to the tire rim.^[34] Vehicles without run-flat tires rely on a spare tire, which may be a compact tire, to replace a damaged tire.^[34]
- Race car tires come in three main categories, *DOT* (street-legal), *slick*, and *rain*. Race car tires are designed to maximize cornering and acceleration friction at the expense of longevity. Racing slicks have no tread to maximize contact with the pavement and rain tires have channels to eject water to avoid hydroplaning.^[35]

Heavy duty

[edit]



Off-road tires under transport


Heavy-duty tires for large trucks and buses come in a variety of profiles and carry loads in the range of 1,800 to 2,500 kilograms (4,000 to 5,500 lb) on the drive wheel.^[25] These are typically mounted in tandem on the drive axle.^[34]

- Truck tires come in a variety of profiles that include "low profile" with a section height that is 70 to 45% of the tread width, "wide-base" for heavy vehicles, and a "super-single" tire that has the same total contact pressure as a dual-mounted tire combination.^[34]
- Off-road tires are used on construction vehicles, agricultural and forestry equipment, and other applications that take place on soft terrain. The category also includes machinery that travels over hardened surfaces at industrial sites, ports, and airports.^[36] Tires designed for soft terrain have a deep, wide tread to provide traction in loose dirt, mud, sand, or gravel.^[37]

Other

[edit]

Aircraft, bicycles, and a variety of industrial applications have distinct design requirements.




Tires on the wheels of a bogie on a Boeing 777

- Aircraft tires are designed for landing on paved surfaces and rely on their landing gear to absorb the shock of landing. To conserve the weight and space required, they are typically small in proportion to the vehicle that they support. Most are radial-ply construction. They are designed for a peak load when the aircraft is stationary, although side loads upon landing are an important factor.^[38] Although hydroplaning is a concern for aircraft tires, they typically have radial grooves and no lateral grooves or sipes.^[39] Some light aircraft employ large-diameter, low-pressure tundra tires for landing on unprepared surfaces in wilderness areas.^[40]
- Bicycle tires may be designed for riding on roads or over unimproved terrain and may be mounted on vehicles with more than two wheels. There are three main types: *clincher*, *wired* and *tubular*.^[41] Most bicycle tires are *clincher* and have a bead that presses against the wheel rim. An inner tube provides the air pressure and the contact pressure between the bead and wheel rim.^[42]
- Industrial tires support such vehicles as forklifts, tractors, excavators, road rollers, and bucket loaders. Those used on smooth surfaces have a smooth tread, whereas those used on soft surfaces typically have large tread features.^[43] Some industrial tires are solid or filled with foam.^[44]
- Motorcycle tires provide traction, resisting wear, absorbing surface irregularities, and allow the motorcycle to turn via countersteering. The two tires' contact with the ground affects safety, braking, fuel economy, noise, and rider comfort.^[45]^[self-published source?]

Construction types

[edit]



A cross-section of a tire showing ply orientations

Tire construction spans pneumatic tires used on cars, trucks, and aircraft, but also includes non-automotive applications with slow-moving, light-duty, or railroad applications, which may have non-pneumatic tires.

Automotive

[edit]

Following the 1968 *Consumer Reports* announcement of the superiority of the radial design, radial tires began an inexorable climb in market share, reaching 100% of the North American market in the 1980s.^[20] Radial tire technology is now the standard design for essentially all automotive tires, but other methods have been used.^[26]


Radial (or radial-ply) tire construction utilizes body ply cords extending straight across the tread from bead to bead—so that the cords are laid at approximately right angles to the centerline of the tread, and parallel to one another—as well as stabilizer belts directly beneath the tread. The plies are generally made of nylon, polyester, or steel, and the belts of steel, fiberglass, or Kevlar.^{[46][47]} The tire's footprint, wider than a bias tire's, and flexible sidewalls provide a better grip in turns, and its circumferential belts stabilize it. The advantages of this construction over that of a bias tire are many, including longer tread life, better steering control, lower rolling resistance, improved fuel economy, more uniform wear, higher heat resistance, fewer blowouts, and a steadier, more comfortable ride at speed. Disadvantages, besides a higher cost than that of bias tires, are a harder ride at low speeds and generally worse performance on rough terrain.^{[48][49]}^[26] Radial tires are also seldom seen in diameters of greater than 42 inches, as such tires are difficult to make.^[50]

Bias tire (bias-ply, or cross-ply) construction utilizes body ply cords that extend diagonally from bead to bead, usually at angles in the range of 30 to 40 degrees from the direction of travel.^[51] Successive plies are laid at opposing angles, forming a crisscross pattern to which the tread is applied. Such a design is resistant to sidewall deformation and punctures (and to punctures' expansion, or "torque splitting") and therefore durable in severe use.^[52] Since the tread and sidewalls share their casing plies, the tire body flexes as a whole, providing the main advantage of this construction, better traction and smoother motion on uneven surfaces, with a greater tendency to conform to rocky ground and throw off mud and clay, especially because the rubber is usually of a softer compound than that used on radial tires. However, this conformity increases a bias tire's rolling resistance, and its stiffness allows less control, traction, and comfort at higher speeds, while shear between its overlapping plies causes friction that generates heat.^{[48][53][54]}^[26] Still, bias tires benefit from simpler structure and so cost less than like-size radials, and they remain in use on heavy equipment and off-road vehicles, although the earthmoving market has shifted to radials.^{[26][55]}

A belted bias tire starts with two or more bias plies to which stabilizer belts are bonded directly beneath the tread. This construction provides a smoother ride that is similar to the bias tire, while lessening rolling resistance because the belts increase tread stiffness. The design was introduced by Armstrong, while Goodyear made it popular with the "Polyglas" trademark tire featuring a polyester carcass with belts of fiberglass.^[56] The "belted" tire starts two main plies of polyester, rayon, or nylon annealed as in conventional tires, and then placed on top are circumferential belts at different angles that improve performance compared to non-belted bias tires. The belts may be fiberglass or steel.^[56]

Other

[edit]



Airless tire

Tubeless tires are pneumatic tires that do not require a separate inner tube.

Semi-pneumatic tires have a hollow center, but they are not pressurized. They are lightweight, low-cost, puncture-proof, and provide cushioning.^[57] These tires often come as a complete assembly with the wheel and even integral ball bearings. They are used on lawn mowers, wheelchairs, and wheelbarrows. They can also be rugged, typically used in industrial applications,^[58] and are designed to not pull off their rim under use.

An airless tire is a non-pneumatic tire that is not supported by air pressure. They are most commonly used on small vehicles, such as golf carts, and on utility vehicles in situations where the risk of puncture is high, such as on construction equipment. Many tires used in industrial and commercial applications are non-pneumatic, and are manufactured from solid rubber and plastic compounds via molding operations. Solid tires include those used for lawnmowers, skateboards, golf carts, scooters, and many types of light industrial vehicles, carts, and trailers. One of the most common applications for solid tires is for material handling equipment (forklifts). Such tires are installed utilizing a hydraulic tire press.

Wooden wheels for horse-drawn vehicles usually have a wrought iron tire. This construction was extended to wagons on horse-drawn tramways, rolling on granite setts or cast iron rails.

The wheels of some railway engines and older types of rolling stock are fitted with railway tires to prevent the need to replace the entirety of a wheel. The tire, usually made of steel, surrounds the wheel and is primarily held in place by interference fit.

Aircraft tires may operate at pressures that exceed 1,400 kilopascals (14 bar; 200 psi).^[59] Some aircraft tires are inflated with nitrogen to "eliminate the possibility of a chemical reaction between atmospheric oxygen and volatile gases from the tire inner liner producing a tire explosion".^[60]

Manufacturing

[edit]

Main article: Tire manufacturing

Pneumatic tires are manufactured in about 450 tire factories around the world. Tire production starts with bulk raw materials such as rubber, carbon black, and chemicals and produces


numerous specialized components that are assembled and cured. Many kinds of rubber are used, the most common being styrene-butadiene copolymer.[⁶¹]

Forecasts for the global automotive tire market indicate continued growth through 2027. Estimates put the value of worldwide sales volume around \$126 billion in 2022, it is expected to reach the value of over \$176 billion by 2027.[⁶²] Production of tires is also experiencing growth. In 2015, the US manufactured almost 170 million tires.[⁶³] Over 2.5 billion tires are manufactured annually, making the tire industry a major consumer of natural rubber. It was estimated that for 2019 onwards, at least 3 billion tires would be sold globally every year.[⁶⁴] However, other estimates put worldwide tire production of 2,268 million in 2021 and is predicted to reach 2,665 million tires by 2027.[⁶⁵]


As of 2011, the top three tire manufacturing companies by revenue were Bridgestone (manufacturing 190 million tires), Michelin (184 million), Goodyear (181 million); they were followed by Continental, and Pirelli.[⁶⁶][⁶⁷] The Lego group produced over 318 million toy tires in 2011 and was recognized by Guinness World Records as having the highest annual production of tires by any manufacturer.[⁶⁸][⁶⁹]

Components


[edit]



Components of a radial tire



Mountain bicycle tires with an open-lug pattern for grip in soft soil



Absence of grooves maximizes dry-pavement friction on a set of slick Formula One tires

A tire comprises several components: the tread, bead, sidewall, shoulder, and ply.

Tread

[edit]

The tread is the part of the tire that comes in contact with the road surface. The portion that is in contact with the road at a given instant in time is the contact patch. The tread is a thick rubber, or rubber/composite compound formulated to provide an appropriate level of traction that does not wear away too quickly.^[70]

The tread pattern is characterized by a system of circumferential grooves, lateral sipes, and slots for road tires^[26] or a system of lugs and voids for tires designed for soft terrain or snow. Grooves run circumferentially around the tire and are needed to channel away water. Lugs are that portion of the tread design that contacts the road surface. Grooves, sipes, and slots allow tires to evacuate water.

The design of treads and the interaction of specific tire types with the roadway surface affects roadway noise, a source of noise pollution emanating from moving vehicles. These sound intensities increase with higher vehicle speeds.^[71] Tires treads may incorporate a variety of distances between slots (*pitch lengths*) to minimize noise levels at discrete frequencies. Sipes are slits cut across the tire, usually perpendicular to the grooves, which allow the water from the grooves to escape sideways and mitigate hydroplaning.^[26]

Different tread designs address a variety of driving conditions. As the ratio of tire tread area to groove area increases, so does tire friction on dry pavement, as seen on Formula One tires, some of which have no grooves. High-performance tires often have smaller void areas to provide more rubber in contact with the road for higher traction, but may be compounded with softer rubber that provides better traction, but wears quickly.^[72] Mud and snow (M&S) tires employ larger and deeper slots to engage mud and snow.^[26] Snow tires have still larger and deeper slots that compact snow and create shear strength within the compacted snow to improve braking and cornering performance.^[73]

Wear bars (or wear indicators) are raised features located at the bottom of the tread grooves that indicate the tire has reached its wear limit. When the tread lugs are worn to the point that the wear bars connect across the lugs, the tires are fully worn and should be taken out of service, typically at a remaining tread depth of 1.6 millimetres (0.063 in).[⁷⁴]

Other

[edit]

The tire bead is the part of the tire that contacts the rim on the wheel. This essential component is constructed with robust steel cables encased in durable, specially formulated rubber designed to resist stretching. The precision of the bead's fit is crucial, as it seals the tire against the wheel, maintaining air pressure integrity and preventing any loss of air. The bead's design ensures a secure, non-slip connection, preventing the tire from rotating independently from the wheel during vehicle motion. Additionally, the interplay between the bead's dimensions and the wheel's width significantly influences the vehicle's steering responsiveness and stability, as it helps to maintain the tire's intended shape and contact with the road.

The sidewall is that part of the tire, or bicycle tire, that bridges between the tread and bead. The sidewall is largely rubber but reinforced with fabric or steel cords that provide for tensile strength and flexibility. The sidewall contains air pressure and transmits the torque applied by the drive axle to the tread to create traction but supports little of the weight of the vehicle, as is clear from the total collapse of the tire when punctured.

Sidewalls are molded with manufacturer-specific detail, government-mandated warning labels, and other consumer information.[⁷⁵][⁷⁶]

Sidewall may also have sometimes decorative ornamentation that includes whitewall or red-line inserts as well as tire lettering.[⁷⁷]

The shoulder is that part of the tire at the edge of the tread as it makes the transition to the sidewall.[⁷⁸]

Plies are layers of relatively inextensible cords embedded in the rubber[⁷⁹] to hold its shape by preventing the rubber from stretching in response to the internal pressure. The orientations of the plies play a large role in the performance of the tire and are one of the main ways that tires are categorized.[⁸⁰]

Blems

[edit]

Blem (short for "blemished") is a term used for a tire that failed inspection during manufacturing - but only for superficial/cosmetic/aesthetic reasons. For example, a tire with white painted

lettering which is smudged or incomplete might be classified as a "blem". Blem tires are fully functional and generally carry the same warranty as flawless tires - but are sold at a discount.[⁸¹]

Materials

[edit]

The materials of modern pneumatic tires can be divided into two groups, the cords that make up the ply and the elastomer which encases them.

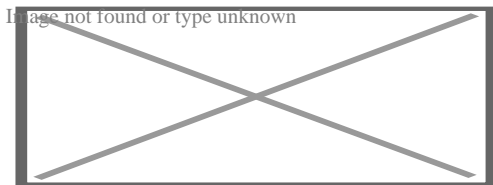
Cords

[edit]

The cords, which form the ply and bead and provide the tensile strength necessary to contain the inflation pressure, can be composed of steel, natural fibers such as cotton or silk, or synthetic fibers such as nylon or kevlar. Good adhesion between the cords and the rubber is important. To achieve this the steel cords are coated in a thin layer of brass,[⁸²] various additives will also be added to the rubber to improve binding, such as resorcinol/HMMM mixtures.

Elastomer

[edit]



About 50% of tires use the Styrene-butadiene copolymer as a primary ingredient[¹⁵]

The elastomer, which forms the tread and encases the cords to protect them from abrasion and hold them in place, is a key component of pneumatic tire design. It can be composed of various composites of rubber material – the most common being styrene-butadiene copolymer – with other chemical compounds such as silica and carbon black.

Optimizing rolling resistance in the elastomer material is a key challenge for reducing fuel consumption in the transportation sector. It is estimated that passenger vehicles consume approximately 5~15% of their fuel to overcome rolling resistance, while the estimate is understood to be higher for heavy trucks.[⁸³] However, there can be a trade-off between rolling resistance and wet traction and grip, based on the viscoelastic properties of the rubber compound. A low dissipation factor, which is often written as the tangent of the phase angle delta ($\tan(\delta)$), reduces rolling resistance, whereas a high $\tan(\delta)$ can improve wet traction and grip. Fortunately, this tradeoff is not inherent: rolling resistance is affected by $\tan(\delta)$ at low frequencies

(on the order of 100 Hz) whereas the improvement in traction comes from high $\tan(\delta)$ at much higher frequencies. Historically, direct measurement of $\tan(\delta)$ at high frequencies was difficult, and it became common to instead use measured low-frequency $\tan(\delta)$ at a low temperature (0 °C) as a predictor of wet traction because of its correlation to high-frequency $\tan(\delta)$. For rolling resistance, $\tan(\delta)$ value at 60 °C is directly relevant and often used as a predictor of low rolling resistance. ^[84] ^[31]

Designing an elastomer material that can achieve both high wet traction and low rolling resistance is key in achieving safety and fuel efficiency in the transportation sector. More recent research has found that compounds using dual-phase fillers exhibit a poor correlation between low-temperature $\tan(\delta)$ and wet traction, indicating an opportunity to circumvent the tradeoff assumed in the traditional approach. New approaches to understanding wet traction incorporate consideration of the effect of water lubrication on the interactions between surfaces and have pointed the way to developing compounds that can provide high wet traction and low rolling resistance. ^[85]


The most common elastomer material used today is a styrene-butadiene copolymer. It combines the properties of polybutadiene, which is a highly rubbery polymer ($T_g = -100$ °C) having high hysteresis and thus offering good wet grip properties, with the properties of polystyrene, which is a glassy polymer ($T_g = 100$ °C) having low hysteresis and thus offering low rolling resistance in addition to wear resistance. Therefore, the ratio of the two monomers in the styrene-butadiene copolymer is considered key in determining the glass transition temperature of the material, which is correlated to its grip and resistance properties.^[86]

Non-exhaust emissions of particulate matter, generated by the wearing down of brakes, clutches, tires, and road surfaces, as well as by the suspension of road dust, constitute a little-known but rising share of emissions from road traffic and significantly harm public health.^[87]

On the wheel

[edit]

Main articles: Wheel, Bicycle wheel, and Motorcycle wheel




A bicycle inner tube with valve stem

Associated components of tires include the wheel on which it is mounted, the valve stem through which air is introduced, and, for some tires, an inner tube that provides the airtight means for maintaining tire pressure.

- *Wheel:* Pneumatic tires are mounted onto wheels that most often have integral rims on their outer edges to hold the tire. Automotive wheels are typically made from pressed and welded steel, or a composite of lightweight metal alloys, such as aluminum or magnesium. There are two aspects to how pneumatic tires support the rim of the wheel on which they are mounted.^[88] First, the tension in the cords pull on the bead uniformly around the wheel, except where it is reduced above the contact patch.^[89] Second, the bead transfers that net force to the rim.^{[90][89]} Tires are mounted on the wheel by forcing its beads into the channel formed by the wheel's inner and outer rims.^{[91][92]}
- *Valve stem:* Pneumatic tires receive their air through a valve stem—a tube made of metal or rubber, with a check valve, typically a Schrader valve on automobiles and most bicycle tires, or a Presta valve on high-performance bicycles. They mount directly to the rim, in the case of tubeless tires, or are an integral part of the inner tube. Most modern passenger vehicles are now required to have a tire pressure monitoring system which usually consists of a valve stem attached to an electronic module.^[34]
- *Inner tube:* Most bicycle tires, many motorcycle tires, and many tires for large vehicles such as buses, heavy trucks, and tractors are designed for use with inner tubes. Inner tubes are torus-shaped balloons made from an impermeable material, such as soft, elastic synthetic rubber, to prevent air leakage. The inner tubes are inserted into the tire and inflated to retain air pressure. Large inner tubes can be reused for other purposes, such as swimming and rafting (see swim ring), tubing (recreation), sledding, and skitching. Purpose-built inflatable tori are also manufactured for these uses, offering a choice of colors, fabric covering, handles, decks, and other accessories, and eliminating the protruding valve stem.

Performance characteristics

[edit]



Tire performance envelope by Goodyear

The interactions of a tire with the pavement are complex. A commonly used (empirical) model of tire properties is Pacejka's "Magic Formula".^[93] Some are explained below, alphabetically, by

section.

Dynamics

[edit]

- *Balance*: Wheel-tire combinations require an even distribution of mass around their circumferences to maintain tire balance, while turning at speed. Tires are checked at the point of manufacture for excessive static imbalance and dynamic imbalance using automatic tire balance machines. Tires are checked again in the auto assembly plant or tire retail shop after mounting the tire to the wheel. Assemblies that exhibit excessive imbalance are corrected by applying balance weights to the wheels to counteract the tire/wheel imbalance. An alternative method to tire balancing is the use of internal tire balancing agents. These agents take advantage of centrifugal force and inertia to counteract the tire imbalance.^[94] To facilitate proper balancing, most high-performance tire manufacturers place red and yellow marks on the sidewalls to enable the best possible match-mounting of the tire/wheel assembly. There are two methods of match-mounting high-performance tire-to-wheel assemblies using these red (uniformity) or yellow (weight) marks.^[95]
- *Centrifugal growth*: A tire rotating at higher speeds tends to develop a larger diameter, due to centrifugal forces that force the tread rubber away from the axis of rotation. This may cause speedometer error. As the tire diameter grows, the tire width decreases. This centrifugal growth can cause rubbing of the tire against the vehicle at high speeds. Motorcycle tires are often designed with reinforcements aimed at minimizing centrifugal growth.^[26]
- *Pneumatic trail*: Pneumatic trail of a tire is the trail-like effect generated by compliant tires rolling on a hard surface and subject to side loads, as in a turn. More technically, it is the distance that the resultant force of side-slip occurs behind the geometric center of the contact patch.^[96]
- *Slip angle*: Slip angle or sideslip angle is the angle between a rolling wheel's actual direction of travel and the direction towards which it is pointing (i.e., the angle of the vector sum of wheel translational velocity \mathbf{v}_t and sideslip velocity \mathbf{v}_s).^[26]
- *Relaxation length*: Relaxation length is the delay between when a slip angle is introduced and when the cornering force reaches its steady-state value.^[26]
- *Spring rate*: Vertical stiffness, or spring rate, is the ratio of vertical force to vertical deflection of the tire, and it contributes to the overall suspension performance of the vehicle. In general, the spring rate increases with inflation pressure.^[97]
- *Stopping distance*: Performance-oriented tires have a tread pattern and rubber compounds designed to grip the road surface, and so usually have a slightly shorter stopping distance. However, specific braking tests are necessary for data beyond generalizations.^[26]

Forces

[edit]

- *Camber thrust*: Camber thrust and camber force are the force generated perpendicular to the direction of travel of a rolling tire due to its camber angle and finite contact patch.^[26]
- *Circle of forces*: The circle of forces, traction circle, friction circle, or friction ellipse is a useful way to think about the dynamic interaction between a vehicle's tire and the road surface.^[98]
- *Contact patch*: The contact patch, or footprint, of the tire, is the area of the tread that is in contact with the road surface. This area transmits forces between the tire and the road via friction. The length-to-width ratio of the contact patch affects steering and cornering behavior.^[26]
- *Cornering force*: Cornering force or side force is the lateral (i.e. parallel to the road surface) force produced by a vehicle tire during cornering.^[26]
- *Dry traction*: Dry traction is the measure of the tire's ability to deliver traction, or grip, under dry conditions. Dry traction is a function of the tackiness of the rubber compound.^[26]
- *Force variation*: The tire tread and sidewall elements undergo deformation and recovery as they enter and exit the footprint. Since the rubber is elastomeric, it is deformed during this cycle. As the rubber deforms and recovers, it imparts cyclical forces into the vehicle. These variations are collectively referred to as tire uniformity. Tire uniformity is characterized by radial force variation (RFV), lateral force variation (LFV), and tangential force variation. Radial and lateral force variation is measured on a force variation machine at the end of the manufacturing process. Tires outside the specified limits for RFV and LFV are rejected. Geometric parameters, including radial runout, lateral runout, and sidewall bulge, are measured using a tire uniformity machine at the tire factory at the end of the manufacturing process as a quality check.^[26]
- *Rolling resistance*: Rolling resistance is the resistance to rolling caused by deformation of the tire in contact with the road surface. As the tire rolls, the tread enters the contact area and is deformed flat to conform to the roadway. The energy required to make the deformation depends on the inflation pressure, rotating speed, and numerous physical properties of the tire structure, such as spring force and stiffness. Tire makers seek lower rolling resistance tire constructions to improve fuel economy in cars and especially trucks, where rolling resistance accounts for a high proportion of fuel consumption. Pneumatic tires also have a much lower rolling resistance than solid tires. Because the internal air pressure acts in all directions, a pneumatic tire is able to "absorb" bumps in the road as it rolls over them without experiencing a reaction force opposite to the direction of travel, as is the case with a solid (or foam-filled) tire.^[26]
- *Self aligning torque*: Self-aligning torque, also known as the aligning torque, SAT or M_z , is the torque that a tire creates as it rolls along that tends to steer it, i.e. rotate it around its vertical axis.^[26]
- *Wet traction*: Wet traction is the tire's traction, or grip, under wet conditions. Wet traction is improved by the tread design's ability to channel water out of the tire footprint and reduce hydroplaning. However, tires with a circular cross-section, such as those found on racing bicycles, when properly inflated have a sufficiently small footprint to not be susceptible to hydroplaning. For such tires, it is observed that fully slick tires will give superior traction on both wet and dry pavement.^[99]

Load

[edit]


- *Load sensitivity*: Load sensitivity is the behavior of tires under load. Conventional pneumatic tires do not behave as classical friction theory would suggest. Namely, the load sensitivity of most real tires in their typical operating range is such that the coefficient of friction decreases as the vertical load, F_z , increases.^[26]
- *Work load*: The work load of a tire is monitored so that it is not put under undue stress, which may lead to its premature failure.^[100] Work load is measured in *Ton Kilometer Per Hour* (TKPH). The measurement's appellation and units are the same. The recent shortage and increasing cost of tires for heavy equipment has made TKPH an important parameter in tire selection and equipment maintenance for the mining industry. For this reason, manufacturers of tires for large earth-moving and mining vehicles assign TKPH ratings to their tires based on their size, construction, tread type, and rubber compound.^{[101][102]} The rating is based on the weight and speed that the tire can handle without overheating and causing it to deteriorate prematurely. The equivalent measure used in the United States is *Ton Mile Per Hour* (TMPH).

Wear

[edit]

See also: Rubber pollution and Road wear

Tire wear is a major source of rubber pollution. A concern hereby is that vehicle tire wear pollution is unregulated, unlike exhaust emissions.^[103]




Tire showing uneven tread wear to the point of exposing the casing

Tread wear

This occurs through normal contact with roads or terrain; there are several types of abnormal tread wear. Poor wheel alignment can cause excessive wear of the innermost or outermost ribs. Gravel roads, rocky terrain, and other rough terrain cause accelerated wear. Over-inflation above the sidewall maximum can cause excessive wear to the center of the tread. Modern tires have steel belts built in to prevent this. Under-inflation causes excessive

wear to the outer ribs. Unbalanced wheels can cause uneven tire wear, as the rotation may not be perfectly circular. Tire manufacturers and car companies have mutually established standards for tread wear testing that include measurement parameters for tread loss profile, lug count, and heel-toe wear.^[26]



Wear bar and tread wear indicator on the snow tire tread

Tread wear indicators (**T.W.I.**)


Raised bars in the tread channels, which indicate that the tread is becoming worn and therefore unsafe. Indicators have been required on all new tires since 1968 in the US.^[104] In many countries the Highway Code forbids driving on public roads when the contact surface is flush with any of these bars - this is often defined when the groove depth is approximately 1.5 or 1.6 mm (2/32 inch). TWI can also be used to refer to small arrows or icons on the tire sidewall, indicating the location of the raised wear bars.

Damage by aging

Tire aging or "thermo-oxidative degradation" can be caused by time, ambient and operating temperatures, partial pressure of O₂ in a tire, flex fatigue, or construction and compounding characteristics. For example, prolonged UV exposure leads to rubber's chemicals warping, potentially causing dry rot. Various storage methods may slow the aging process, but will not eliminate tire degradation.^[105]

Sizes, codes, standards, and regulatory agencies

[edit]



Tire identification diagram with tire codes

Further information: Tire code

Automotive tires have a variety of identifying markings molded onto the sidewall as a tire code. They denote size, rating, and other information pertinent to that individual tire.

Americas

[edit]

The National Highway and Traffic Safety Administration (NHTSA) is a U.S. government body within the Department of Transportation (DOT) tasked with regulating automotive safety in the United States.^[106] NHTSA established the Uniform Tire Quality Grading System (UTQG), is a system for comparing the performance of tires according to the Code of Federal Regulations 49 CFR 575.104; it requires labeling of tires for tread wear, traction, and temperature. The DOT Code is an alphanumeric character sequence molded into the sidewall of the tire and allows the identification of the tire and its age. The code is mandated by the U.S. Department of Transportation^[106] but is used worldwide.^[107] The DOT Code is also useful in identifying tires subject to product recall^[108] or at end of life due to age. The *Tire and Rim Association* (T&RA) is a voluntary U.S. standards organization that promotes the interchangeability of tires, rims, and allied parts. Of particular interest, they publish key tire dimensions, rim contour dimensions, tire valve dimension standards, and load/inflation standards.

The National Institute of Metrology Standardization and Industrial Quality (INMETRO) is the Brazilian federal body responsible for automotive wheel and tire certification.^[109]

Europe

[edit]

The European Tyre and Rim Technical Organisation (ETRTO) is the European standards organization "to establish engineering dimensions, load/pressure characteristics and operating guidelines".^[110] All tires sold for road use in Europe after July 1997 must carry an E-mark. The mark itself is either an upper case "E" or lower case "e" – followed by a number in a circle or rectangle, followed by a further number. An (upper case) "E" indicates that the tire is certified to comply with the dimensional, performance, and marking requirements of ECE regulation 30. A (lowercase) "e" indicates that the tire is certified to comply with the dimensional, performance, and marking requirements of Directive 92/23/EEC. The number in the circle or rectangle denotes the country code of the government that granted the type approval. The last number outside the circle or rectangle is the number of the type approval certificate issued for that particular tire size and type.^[111]

The British Rubber Manufacturers Association (BRMA) recommended practice, issued June 2001, states, "BRMA members strongly recommend that unused tires should not be put into service if they are over six years old and that all tires should be replaced ten years from the date of their manufacture."^[112]

Asia


[edit]

The Japanese Automobile Tire Manufacturers Association (JATMA) is the Japanese standards organization for tires, rims, and valves.^[113] It performs similar functions as the T&RA and ETRTO.

The China Compulsory Certification (CCC) is a mandatory certification system concerning product safety in China that went into effect in August 2002. The CCC certification system is operated by the State General Administration for Quality Supervision and Inspection and Quarantine of the People's Republic of China (AQSIQ) and the Certification and Accreditation Administration of the People's Republic of China (CNCA).^[114]

Maintenance

[edit]




A tire repair shop in Niger

To maintain tire health, several actions are appropriate, tire rotation, wheel alignment, and, sometimes, retreading the tire.

- *Rotation*: Tires may exhibit irregular wear patterns once installed on a vehicle and partially worn. Front-wheel drive vehicles tend to wear the front tires at a greater rate compared to the rear tires. Tire rotation is moving the tires to different car positions, such as front-to-rear, in order to even out the wear, with the objective of extending the life of the tire.^[115]
- *Alignment*: Wheel alignment helps prevent wear due to rotation in a direction other than the path of the vehicle. When mounted on the vehicle, the wheel and tire may not be perfectly aligned to the direction of travel, and therefore may exhibit irregular wear. If the discrepancy in alignment is large, then the irregular wear will become substantial if left uncorrected. Wheel alignment is the procedure for checking and correcting this condition through adjustment of camber, caster, and toe angles. The adjustment of the angles should be done as per the OEM specifications.^[116]

Inflation

[edit]



Rolling resistance as a function of tire inflation

Inflation is key to proper wear and rolling resistance of pneumatic tires. Many vehicles have monitoring systems to assure proper inflation. Most passenger cars are advised to maintain a tire pressure within the range of 220 to 240 kilopascals (32 to 35 psi) when the tires are not warmed by driving.^{[117][118]}


- *Specification*— Vehicle manufacturers provide tire specifications, including a recommended cold inflation pressure, to ensure safe operation within the designated load rating and vehicle loading capacity. While many tires feature a maximum pressure rating stamped on them, passenger vehicles and light trucks typically include inflation guidance on a decal located just inside the driver's door and in the vehicle owner's handbook.^[119]
- *Ground contact*. The tire contact patch is readily changed by both over- and underinflation. Overinflation may increase the wear on the center contact patch, and underinflation will cause a concave tread, resulting in less center contact, though the overall contact patch will still be larger.^[120] Most modern tires will wear evenly at high tire pressures, but will

degrade prematurely if underinflated. Increased tire pressure may decrease rolling resistance, and may also result in shorter stopping distances^[121] If tire pressure is too low, the tire contact patch is greatly increased. This increases rolling resistance, tire flexing, and friction between the road and the tire. Under-inflation can lead to tire overheating, premature tread wear, and tread separation in severe cases.^[122]


- *Monitoring:* Tire pressure monitoring systems (TPMS) are electronic systems that monitor the tire pressures on individual wheels on a vehicle and alert the driver when the pressure goes below a warning limit. There are several types of designs to monitor tire pressure. Some actually measure the air pressure, and some make indirect measurements, such as gauging when the relative size of the tire changes due to lower air pressure.

Hazards

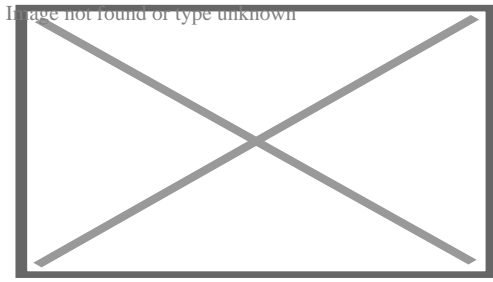
[edit]



Tire bubble



Tire showing weather-cracking over long-term exposure to the weather



A flat tire on a passenger car

Tire hazards may occur from failure of the tire, itself, or from loss of traction on the surface over which it is rolling. Structural failures of a tire can result in flat tires or more dangerous blowouts. Some of these failures can be caused by manufacture error and may lead to recalls, such as the widespread Firestone tire failures on Ford vehicles that lead to the Firestone and Ford tire controversy in the 1990s.

Tire failure

[edit]

Tires may fail for any of a variety of reasons, including:[¹²³]

- *Belt separation* which may be belt-to-belt, tread and belt, or separation of the edge of the belt. Belt-to-belt separation may occur having the tire deflect too much, from high pavement temperatures, road hazard impacts, or other causes that have to do with maintenance and storage.
- *Non-belt separations* include those at the tire tread, in the bead area, in the lower sidewall, between reinforcing plies, and of the reinforcing steel or fabric materials.
- Other types of failure include run-flat damage, chemical degradation, cracking, indentations and bulges.

Vehicle operation failures

[edit]

- *Melting rubber*. As tire rubber compounds heat, owing to the friction of stopping, cornering, or accelerating, they may begin to melt, lubricate the tire-road contact area, and become deposited on the pavement. This effect is stronger with increased ambient temperature.[²⁶]
- *Hydroplaning*. Motor vehicles or aircraft tires passing over a wet pavement may lose contact with sufficient speed or water depth for a given tread design. In this case, the tire contact area is riding on a film of water and loses the friction needed for braking or

cornering and begins to *hydroplane* (or *aquaplane*). Hydroplaning may occur as *dynamic hydroplaning* where standing water is present with a depth of at least 3 millimetres (0.12 in) above the texture of the pavement and speed is sustained above a threshold level. It may also occur as *viscous hydroplaning* whereby tire rubber melts for a brief interval and causes slippage. This may leave deposits of rubber on a runway as airplanes land.^[124] Dynamic hydroplaning causes decreased friction and contact with increased tire speed.^[125]

- *Snow*: The degree to which a tire can maintain traction in snow depends on its ability to compact snow, which material then develops strength against slippage along a shear plane parallel to the contact area of the tire on the ground.^[126] At the same time, the bottom of the tire treads compress the snow on which they are bearing, also creating friction. The process of compacting snow within the treads requires it to be expelled in time for the tread to compact snow anew on the next rotation. The compaction/contact process works both in the direction of travel for propulsion and braking, but also laterally for cornering.^[73]
- *Ice*: Ice is typically close to its melting point when a tire travels over it. This, combined with a smooth texture, promotes a low coefficient of friction and reduced traction during braking, cornering or acceleration.^[26]
- *Soft ground*: Soil can become lubricated with water, which reduces its ability to maintain shear strength when a tire tries to apply force in acceleration, braking, or cornering. Dry sand also has low shear strength, owing to poor cohesiveness among sand particles.^[127]

Health impacts

[edit]

Further information: Rubber pollution

Tires contain a number of trace toxic chemicals including heavy metals and chemical agents used to increase the durability of the tires.^[2] These typically include polycyclic aromatic hydrocarbon, benzothiazoles, isoprene and heavy metals such as zinc and lead.^[2]


As tires are used for vehicle operations, the natural wear of the tire leaves microfine particles equivalent to PM0.1, PM2.5, and PM10 as tire residue.^[2] This residue accumulates near roadways and vehicle use areas, but also will travel into the environment through surface runoff.^[2] Both humans and animals are exposed to these chemicals at the sites of accumulation (i.e. walking on the road surface) and through bioaccumulation in natural environments and foodchains.^[2] A 2023 literature review from Imperial College London, warned of both the toxic chemicals and microplastics produced from tire wear as having potential widespread serious environmental and health consequences.^[2]

Moreover, burning of tires releases these chemicals as air pollutants that can harm first responders and leaves toxic residues that endanger local communities.^[128]

End of use

[edit]

Main article: Tire recycling




Tires recycled into water tanks on the roof in Cherchen, Xinjiang

Once tires are discarded, they are considered scrap tires. Scrap tires are often re-used for things from bumper car barriers to weights to hold down tarps. Tires are not desired at landfills, due to their large volumes and 75% void space, which quickly consumes valuable space. Rubber tires are likely to contain some traces of heavy metals or other serious pollutants, but these are tightly bonded within the actual rubber compound so they are unlikely to be hazardous unless the tire structure is seriously damaged by fire or strong chemicals.^[129] Some facilities are permitted to recycle scrap tires by chipping and processing them into new products or selling the material to licensed power plants for fuel. Some tires may also be retreaded for re-use.

Environmental issues

[edit]



Toxic fumes emerging from a fire at a tire dump.

Americans generate about 285 million scrap tires per year.^[130] Many states regulate the number of scrap tires that can be held at any site out of concern with dumping, fire hazards, and mosquitoes. In the past, millions of tires were simply discarded into open fields. Outdoor tire heaps create breeding grounds for mosquitoes, which are a nuisance and may spread disease, since the tires often hold water inside and remain warm enough for mosquito breeding. It also creates a fire hazard. Tires very seldom catch fire inadvertently, requiring a temperature of 400 °C (752 °F) to combust,^[131] but once burning in a mass are hard to extinguish, for a large

tire pile is a lot of fuel, and water used to douse fires does not adequately penetrate or cool burning tires. Some tire fires have burned for months, sometimes liquefying and releasing hydrocarbons and other contaminants to the ground and even groundwater, and black smoke, an air pollutant that is a hazard to downwind properties, to the air.

The use of scrap tire chips for landscaping has become controversial because of the leaching of metals and other contaminants from the tire pieces. Zinc is concentrated (up to 2% by weight) to levels high enough to be highly toxic to aquatic life and plants.^[132] Of particular concern is evidence that some of the compounds that leach from tires into the water contain hormone disruptors and cause liver lesions.^[133]

Tires are a major source of microplastic pollution, found in a 2020 study to contribute 78% of the total mass of microplastics found in the ocean.^{[134][135]} The commonly used compound 6PPD-quinone, found entering stormwater runoff via tire-wear particles, has been identified as toxic to coho salmon, brook trout, and rainbow trout.^[136]

Retreading

[edit]

Main article: retread

Tires that are fully worn can be retreaded, re-manufactured to replace the worn tread.^[137] This is known as retreading or recapping, a process of buffing away the worn tread and applying a new tread.^[138] There are two main processes used for retreading tires, called mold-cure and pre-cure methods. Both processes start with the inspection of the tire, followed by non-destructive inspection method such as shearography^[139] to locate non-visible damage and embedded debris and nails. Some casings are repaired and some are discarded. Tires can be retreaded multiple times if the casing is in usable condition. Tires used for short delivery vehicles are retreaded more than long haul tires over the life of the tire body. Casings fit for retreading have the old tread buffed away to prepare for retreading.^[140]

During the retreading process, retread technicians must ensure the casing is in the best condition possible to minimize the possibility of a casing failure. Casings with problems such as capped tread, tread separation, irreparable cuts, corroded belts or sidewall damage, or any run-flat or skidded tires, will be rejected. The mold cure method involves the application of raw rubber on the previously buffed and prepared casing, which is later cured in matrices. During the curing period, vulcanization takes place, and the raw rubber bonds to the casing, taking the tread shape of the matrix. On the other hand, the pre-cure method involves the application of a ready-made tread band on the buffed and prepared casing, which later is cured in an autoclave so that vulcanization can occur.^[140]

Recycling

[edit]

Tires can be recycled into, among other things, the hot melt asphalt, typically as crumb rubber modifier—recycled asphalt pavement (CRM—RAP),^[141]^[142] and as an aggregate in portland cement concrete.^[143] Shredded tires can create rubber mulch on playgrounds to diminish fall injuries.^[144] There are some "green" buildings that are being made both private and public buildings that are made from old tires.^[145]

The tire pyrolysis method for recycling used tires is a technique that heats whole or shredded tires in a reactor vessel containing an oxygen-free atmosphere and a heat source. In the reactor, the rubber is softened after which the rubber polymers continuously break down into smaller molecules.

Other uses

[edit]

Other downstream uses have been developed for worn-out tires, including:

- *Building elements:* Tires filled with earth have been used as garden containers^[146] house foundations,^[147] bullet-proof walls^[148] and to prevent soil erosion in flood plains.^[149] Tire walls are a common feature of motor racing circuits for safety.
- *Recreational equipment:* Used tires are employed as exercise equipment for athletic programs such as American football.^[150] One classic conditioning drill that hones players' speed and agility is the "Tire Run" where tires are laid out side by side, with each tire on the left a few inches ahead of the tire on the right in a zigzag pattern. Athletes then run through the tire pattern by stepping in the center of each tire. The drill forces athletes to lift their feet above the ground higher than normal to avoid tripping on the tires.^[151] Old tires are sometimes converted into a swing for play.^[152]
- *Burning tires as protest:* Protestors, worldwide, have burned tires to create black smoke.^[153]^[154]
- Necklacing is the use of tires to kill people, typically by lynch mobs. A tire is soaked in gasoline, placed around the victim's neck, and set on fire.

Children on a tire swing

○

Image not found or type unknown

Children on a tire swing

Burning tires in protest

○

Image not found or type unknown

Burning tires in protest

See also

[edit]

- Dry steering
- List of auto parts
- List of inflatable manufactured goods
- Off-road tire
- Outline of tires
- Rubber-tyred metro
- Rubber-tyred trams
- Shinosaur

References

[edit]

- [^] *PubChem*. "1,3-Butadiene". *pubchem.ncbi.nlm.nih.gov*. Retrieved 8 May 2024.
- [^] **a b c d e f g** Tan, Z.; Berry, A.; Charalambides, M.; Mijic, A.; Pearse, W.; Porter, A.; Ryan, M.; Shorten, R.; Stettler, M.; Tetley, T.; Wright, S.; Masen, M. (10 February 2023). "Tyre wear particles are toxic for us and the environment". *Imperial Zero Pollution*. doi:10.25561/101707. hdl:10044/1/101707.
- [^] Harper, Douglas. "tire". *Online Etymology Dictionary*. Retrieved 18 January 2024.
- [^] **a b** "tire, n.2." OED Online. Oxford University Press, December 2016. Web. 26 January 2017.
- [^] Harper, Douglas. "tyre". *Online Etymology Dictionary*. Retrieved 28 April 2024.
- [^] Peters, Pam (2004). *The Cambridge Guide to English Usage*. Cambridge University Press. p. 553. ISBN 978-0-521-62181-6.
- [^] Chisholm, Hugh, ed. (1911). "Tire". *Encyclopædia Britannica*. Vol. 26 (11th ed.). Cambridge University Press. pp. 1006–1009, see page 1007. "...The spelling " tyre " is not now accepted by the best English authorities, and is unrecognized in America..."
- [^] Fowler, H.W. (2009). David Crystal (ed.). *A Dictionary of Modern English Usage: The Classic First Edition*. Oxford University Press. p. 655. ISBN 978-0-19-953534-7. Retrieved

18 January 2024.

9. ^ Bertman, Stephen (2005). *Handbook to Life in Ancient Mesopotamia*. Oxford University Press. p. 35. ISBN 9780195183641. Retrieved 2 August 2014.
10. ^ "Original document: US5104 (A) *Åçâ,~â€ç* 1847-05-08 - R.W. Thompson Carriage Wheel". Espacenet patent search. Retrieved 6 December 2023.[permanent dead link]
11. ^ "William Hume, 1938". thepedalclub.org. Archived from the original on 3 April 2012. Retrieved 3 January 2023.
12. ^ "Technology & Innovation". dunlop.eu. Archived from the original on 2 April 2011. Retrieved 27 February 2018.
13. ^ Du Cros, Arthur (1938). *Wheels of Fortune, a salute to pioneers*. London: Chapman & Hall.
14. ^ Dunlop, John Boyd (2008). *Hutchinson Dictionary of Scientific Biography*. AccessScience. Retrieved 9 July 2009.
15. ^ **a b** Obrecht, Werner; Lambert, Jean-Pierre; Happ, Michael; Oppenheimer-Stix, Christiane; Dunn, John; Krüger, Ralf (2003). "Rubber, 4. Emulsion Rubbers". *Ullmann's Encyclopedia of Industrial Chemistry*. Wiley-VCH. doi:10.1002/14356007.o23_o01. ISBN 978-3-527-30385-4.
16. ^ "Tyre Substitutes". *The Autocar*. London: Iliffe & Sons. 28 March 1947. p. 736.
17. ^ Michelin. "Radial or bias, the right choice / Properly use your tires - Michelin Agricultural Tires". michelinag.com. Archived from the original on 11 July 2016. Retrieved 4 August 2017.
18. ^ "History". jags.org. Archived from the original on 6 March 2015. Retrieved 12 May 2015.
19. ^ Schultz, Mort (June 1985). "Tires: A century of progress". *Popular Mechanics*. Vol. 162, no. 6. pp. 60–64. Retrieved 2 January 2023 – via Google Books.
20. ^ **a b** Welch, Ted (4 May 2006). "A Tale of Two Tires". *Bloomberg*. Retrieved 5 May 2019.
21. ^ Renn, Aaron M. (16 July 2018). "Middle City, USA". *City Journal*. Retrieved 6 May 2019.
22. ^ Milner, Helen V. (21 September 1989). *Resisting Protectionism: Global Industries and the Politics of International Trade*. Princeton University Press. p. 151. ISBN 9780691010748. "radial tire market share."
23. ^ Morris, Peter (2010). *Cheap Car Tyre*. Berkshire Publishing. p. 2218.
24. ^ Heißing, Bernd; Ersoy, Metin (2010). *Chassis Handbook: Fundamentals, Driving Dynamics, Components, Mechatronics, Perspectives*. Springer Science & Business Media. p. 591. ISBN 9783834897893.
25. ^ **a b** Duffy, Owen C.; Wright, Gus (20 July 2015). *Fundamentals of Medium/Heavy Duty Commercial Vehicle Systems*. Jones & Bartlett Publishers. pp. 663–672. ISBN 9781284041170.
26. ^ **a b c d e f g h i j k l m n o p q r s t u v w** Gent, Alan N.; Walter, Joseph D. (2006). *The Pneumatic Tire (PDF)*. DOT HS 810 561. Washington, DC: National Highway Transportation Safety Administration. Archived from the original (PDF) on 9 March 2021. Retrieved 3 May 2019.
27. ^ "Prall Tester - Studded Tyre Wear Test". cooper.co.uk. Cooper Research Technology. Retrieved 1 September 2014.
28. ^ Newton, Richard (2007). *Wheel and Tire Performance Handbook*. St. Paul: MotorBooks International. p. 35. ISBN 9781610592512.

29. ^ Allen, Jim. *Jeep 4X4 Performance Handbook*. MotorBooks International. ISBN 9781616730536.
30. ^ Hanseen, Michael (15 August 2018). *Jeep TJ 1997-2006: How to Build & Modify*. CarTech. ISBN 9781613254288.
31. ^ **a b** "Dynamic Mechanical Properties Of Passenger And Light Truck Tire Treads". Report No. **DOT HS 811 270**. National Highway Traffic Safety Administration, U.S. Department of Transportation. **2010**.
32. ^ Alexander, Don (15 February 2013). *High-Performance Handling for Street or Track*. Motorbooks. ISBN 9780760339947.
33. ^ Gitlin, Jonathan M. (16 December 2021). "Electric vehicles ask a lot of their tires—here's why". *Ars Technica*. Retrieved 22 December 2021.
34. ^ **a b c d e** Erjavec, Jack (2005). *Automotive Technology: A Systems Approach*. Cengage Learning. p. 1100. ISBN 9781401848316.
35. ^ Newton, Richard. *Wheel and Tire Performance Handbook*. MotorBooks International. p. 52. ISBN 9781610592512.
36. ^ Haines, Elizabeth. *Certain Off-the-Road Tires from China (701-TA-448 and 731-TA-1117 ed.)*. U.S. International Trade Commission. p. 4. ISBN 9781457817304.
37. ^ "Global Off The Road Tire Market: Development History, Current Analysis and Estimated Forecast to 2025". *Industrial Journalism*. 8 May 2019. Retrieved 9 May 2019. [permanent dead link]
38. ^ Currey, Norman S. (1988). *Aircraft Landing Gear Design: Principles and Practices*. AIAA. pp. 123–5. ISBN 9781600860188.
39. ^ McKenny, Earl F. (May 1964). *Aerospace safety*. Washington, DC: United States Dept of the Air Force. pp. 5–7.
40. ^ Richfield, Paul J. (September 2005). *Tundra Tire Nation*. New York: Flying Magazine. pp. 88–92.
41. ^ Sharp, Archibald, *Bicycles & Tricycles: An Elementary Treatise on Their Design and Construction*, Longmans Green, London and New York, 1896, pages 494–502; reprinted by MIT Press, 1977, ISBN 0-262-69066-7
42. ^ Rinard, Damon (2000). "Tire Bead Test". *sheldonbrown.com*. Retrieved 10 March 2013. "Conclusion: Clincher tires stay on the rim primarily by the clinch of the hooked sidewall that retains the tire bead, not the circumferential tension in the bead."
43. ^ Jinkya, A. (10 May 2019). "Industrial Tire Market: Size Estimated To Observe Significant Growth By 2018 – 2026". *Market Talk News*. Archived from the original on 10 May 2019. Retrieved 10 May 2019.
44. ^ Tribunal, Canada Anti-dumping (1971). *Industrial Press-on Solid Rubber Tires: Exported Into Canada by Bearcat Tire Company, Chicago, Illinois, United States of America*. Information Canada.
45. ^ Cossalter, Vittore (2006). *Motorcycle Dynamics (Second ed.)*. Lulu.com. pp. 37–72. ISBN 978-1-4303-0861-4.^[self-published source]
46. ^ Tuschner, James (30 August 2021). "Tire Casing Construction: Poly Vs Nylon Vs Steel". *AG Tire Talk*. Retrieved 11 September 2024.
47. ^ Creech, Will (12 May 2023). "What Is a Radial Tire?". *TireGrades*. Retrieved 27 July 2024.
48. ^ **a b** Holman, Sean (1 February 2011). "Tire Construction Technology: Bias and Radial". *MotorTrend*. Retrieved 10 September 2024.

49. ^ Smith, David (26 July 2020). "Radial vs Bias Ply – Debate Ends Here!". *Mechanic Insider*. Archived from the original on 24 July 2021. Retrieved 7 September 2024.
50. ^ McGee, Trent. "Comparing Bias Ply to Radial Tires". *Interco Tire Corporation*. Archived from the original on 3 August 2024. Retrieved 27 July 2024.
51. ^ "What's the difference between radial and bias ply tires? · Help Center". *Summit Racing Equipment*. Retrieved 10 September 2024.
52. ^ Niklas (9 March 2022). "Radial vs. Bias Ply Tires: Pros & Cons, Differences & Which to Choose". *Whirling Wheelz*. Archived from the original on 15 September 2024. Retrieved 14 September 2024.
53. ^ "Bias vs Radial Construction". *Mudthrowers*. Retrieved 10 September 2024.
54. ^ Summit Racing Equipment <https://help.summitracing.com/knowledgebase/article/SR-04655/en-us>. Retrieved 10 September 2024. cite web: Missing or empty |title= (help)
55. ^ Stewart, Larry (28 September 2010). "How Off-Road Radials Are Changing Earthmoving". *Construction Equipment*. Retrieved 10 September 2024.
56. ^ **a b** "Plies and angles - see how they run". *Popular Mechanics*. Vol. 136, no. 3. March 1972. p. 62. Retrieved 13 March 2014.
57. ^ Jones, Thomas H. (1980). "Get things moving with casters, glides, and wheels". *Popular Science*. Vol. 216, no. 5. p. 148. ISSN 0161-7370.
58. ^ "Thomas Net sources for industrial use 'Semi-Pneumatic Wheels'". *Thomasnet.com*. Archived from the original on 17 July 2011. Retrieved 23 October 2010.
59. ^ Fabre, C. (2009). Tutumluer, Erol; Al-Qadi, Imad L. (eds.). *Bearing capacity of roads, railways and airfields: proceedings of the 8th International Conference on the Bearing Capacity of Roads and Airfields, Champaign, Illinois, USA, June 29-July 2, 2009*. Leiden, Netherlands: CRC Press/Balkema. p. 1405. ISBN 978-0-203-86528-6. OCLC 636611702.
60. ^ "FAA Airworthiness Directive". Archived from the original on 2 February 2017. Retrieved 15 June 2013.
61. ^ Rodgers, Brendan (28 September 2020). *Tire Engineering: An Introduction*. CRC Press. ISBN 978-1-000-19055-7.
62. ^ Placek, Martin (8 June 2023). "Size of the global automotive tire market from 2022 to 2027". *statista.com*. Retrieved 31 January 2024.
63. ^ Davis, Bruce (17 February 2016). "2015 was strong year for U.S. tire industry". *Tire Business*. Crain Communications. Retrieved 13 December 2016.
64. ^ "World Tires". *freedoniagroup.com*. Retrieved 19 May 2017.
65. ^ Raj, CP (28 November 2022). "Tire Market: The Global Tire Industry Analysis". *oem.news*. Retrieved 31 January 2024.
66. ^ "Research Report on World's Top 50 Tire Enterprises, 2010-2011 Market Research Report", *companiesandmarkets.com*, Vertical Edge Limited, 2 December 2010, archived from the original on 20 January 2011
67. ^ "The world's largest tire manufacturers in Q1 and Q2 2016, based on tire-related sales (in billion U.S. dollars)", *statista.com*, 2016
68. ^ "Shift of emphasis". *Rubber World*. 1 April 2012.
69. ^ Cook, David (2015). *Robot Building for Beginners (Third ed.)*. Apress. p. 458. ISBN 9781484213599.
70. ^ Meyer, W. E. (1983). *Frictional Interaction of Tire and Pavement*. ASTM International.

71. ^ Hogan, C. Michael (September 1973). "Analysis of highway noise". *Journal of Water, Air, & Soil Pollution*. **2** (3). Springer Verlag: 387–392. Bibcode:1973WASP....2..387H. doi:10.1007/BF00159677. ISSN 0049-6979. S2CID 109914430.
72. ^ Ernst, Kurt (12 August 2013). "Montjuic, 1971: When Formula 1 met racing slicks". *Hemmings Daily*. Retrieved 1 May 2019.
73. ^ **a b** Hays, Donald (2013). *The Physics of Tire Traction: Theory and Experiment*. Springer Science & Business Media. p. 428. ISBN 9781475713701. Retrieved 25 December 2016.
74. ^ Duffy, Owen C.; Wright, Gus (20 July 2015). *Fundamentals of Medium/Heavy Duty Commercial Vehicle Systems*. Jones & Bartlett Publishers. p. 678. ISBN 9781284041170.
75. ^ "Reading a Tire Sidewall". Tire Industry Association. Retrieved 6 December 2023.
76. ^ Hall, Emme (2 October 2019). "How to read a tire sidewall". CNET. Retrieved 6 December 2023.
77. ^ Vranas, Chuck (24 July 2017). "Whitewall Tires 101: How They're Made and Why They're Cool". *Motor Trend*. Retrieved 6 December 2023.
78. ^ "Tire Structure". *hankooktire.com/us/*. nd. Retrieved 27 October 2021.
79. ^ Jazar, Reza N. (2008). *Vehicle dynamics: theory and applications*. Springer. p. 11. ISBN 978-0-387-74243-4. Retrieved 16 March 2011. "Inner layers are made of different fabrics, called plies."
80. ^ "Winter Tires: FAQs & How To's". *TDot Performance*. Retrieved 16 April 2020.
81. ^ "What is a Blem?". *intercotire.com*. Archived from the original on 6 March 2023. Retrieved 5 March 2023.
82. ^ Vanooij, William J.; Harakuni, Prasan B.; Buytaert, Guy (1 July 2009). "Adhesion of Steel Tire Cord to Rubber". *Rubber Chemistry and Technology*. **82** (3): 315–339. doi:10.5254/1.3548251.
83. ^ "Alternative Fuels Data Center: Low Rolling Resistance Tires". *afdc.energy.gov*. Retrieved 31 October 2015.
84. ^ "Structure and properties of tire rubbers prepared by anionic polymerization," Aggarwal, S. L., Hargis, I. G., Livigni, R. A., Fabris, H. J., & Marker, L. F. In *Advances in Elastomers and Rubber Elasticity*, pp. 17–36, 1986, https://link.springer.com/content/pdf/10.1007/978-1-4757-1436-4_2?pdf=chapter+toc
85. ^ "World's greatest living rubber scientist", by David Shaw, Tire Industry Research, 2022, <https://tireindustryresearch.com/2019/07/08/worlds-greatest-living-rubber-scientist/>
86. ^ Hao, P. T., Ismail, H., & Hashim, A. S. (2001). Study of two types of styrene butadiene rubber in tire tread compounds. *Polymer Testing*, 20(5), 539–544.
87. ^ "Non-exhaust Particulate Emissions from Road Transport: An Ignored Environmental Policy Challenge". *oecd.org*. 7 December 2020. Retrieved 27 December 2021.
88. ^ Clark, Samuel K.; Gough, V.E. (1981). *Mechanics of Pneumatic Tires*. U.S. Department of Transportation. p. 245. "Consider two mechanisms of force transmission acting in parallel."
89. ^ **a b** Clark, Samuel K.; Gough, V.E. (1981). *Mechanics of Pneumatic Tires*. U.S. Department of Transportation. p. 246. "The only possible way in which the reaction can develop at the rim is by the changes in magnitude and direction of the membrane stresses at their points of attachment to the rim, in the region of the membrane near the point where the plate is pressed against it."

90. ^ Clark, Samuel K.; Gough, V.E. (1981). *Mechanics of Pneumatic Tires*. U.S. Department of Transportation. p. 246. "This force pulls the bead coil against the base of the wheel rim above the contact area, thus transmitting the upward force to the wheel."
91. ^ American Machinist, Volume 40. 2 April 1914. pp. 597–598. Retrieved 14 March 2012.
92. ^ "Demounting and Mounting Procedures" (PDF). Occupational Safety and Health Administration. 2011. Archived from the original (PDF) on 27 February 2012. Retrieved 14 March 2012.
93. ^ "Tribute: Hans Pacejka 1934-2017". Tire Technology International. 19 September 2017. Retrieved 1 October 2017. [permanent dead link]
94. ^ Sabry, Fouad (25 October 2022). *Airless Tire: Reinventing the Wheel*. One Billion Knowledgeable.
95. ^ "Tire Match Mounting and Balancing - Yokohama Tire". yokohamatire.com. Archived from the original on 29 September 2007. Retrieved 24 July 2007.
96. ^ Clark, Samuel Kelly (1981). *Mechanics of pneumatic tires* (PDF). U.S. Dept. of Transportation, National Highway Traffic Safety Administration, Washington, D.C.
97. ^ Smith, Nicholas D. (2003). "Understanding Parameters Influencing Tire Modeling" (PDF). Department of Mechanical Engineering, Colorado State University. Archived from the original (PDF) on 20 September 2008. Retrieved 23 November 2014.
98. ^ Wong, Jo Yung (2008). *Theory of ground vehicles* (Second ed.). Wiley. pp. 52–53. ISBN 978-0-470-17038-0.
99. ^ Brown, Sheldon. "Sheldon Brown on tires". Retrieved 1 July 2008.
100. ^ "Ton Kilometer Per Hour (TKPH) J1098_199505". sae.org. 1 June 1995. Retrieved 31 January 2024.
101. ^ "How to use TKPH". firestone.co.za. Archived from the original on 27 September 2006. Retrieved 7 October 2007.
102. ^ "New temperature prediction model improves on current TKPH formula". goodyear.com. Archived from the original on 6 November 2006. Retrieved 7 October 2007.
103. ^ Tamis, Jacqueline E.; Koelmans, Albert A.; Dröge, Rianne; Kaag, Nicolaas H. B. M.; Keur, Marinus C.; Tromp, Peter C.; Jongbloed, Ruud H. (2 July 2021). "Environmental risks of car tire microplastic particles and other road runoff pollutants". *Microplastics and Nanoplastics*. **1** (1): 10. doi:10.1186/s43591-021-00008-w. ISSN 2662-4966. S2CID 237303583.
104. ^ "Tire". *The Rubber Age*. **100** (1). Palmerton Publishing: 102. 1968. Retrieved 7 August 2019. "One requirement provides that ... all new tires shall be equipped with a tread-wear indicator that will show at a glance when the tread depth has been worn to 1/16 of an inch."
105. ^ Kane, Sean (10 December 2014). "Tire Aging and Service Life NTSB Tire Safety Symposium" (PDF). NTSB. Retrieved 7 August 2019.
106. ^ **a b** "49 CFR § 574.5 - Tire identification requirements". LII / Legal Information Institute. Retrieved 18 January 2024.
107. ^ "Dept. of Transportation issues new DOT codes". 9 March 2016. Archived from the original on 7 May 2019. Retrieved 29 December 2018.
108. ^ "Goodyear Tire Recall". goodyear.com.
109. ^ Londono, Carmina (July 1999). *Free Trade Area of the Americas (FTAA) Conformity Assessment Infrastructure* (PDF). Gaithersburg, MD: National Institute of Standards and Technology.

110. ^ *ETRTO Standards Manual 2007*. Bruxelles, Belgium: ETRTO. 2007. pp. 1.
111. ^ Jazar, Reza N. (19 November 2013). *Vehicle Dynamics: Theory and Application*. Springer Science & Business Media. ISBN 9781461485445.
112. ^ Russell, Richard (31 October 2018). "Have your tires reached their expiration date?". *The Chronicle Herald*. Retrieved 6 May 2019.
113. ^ *JATMA year book: tyre standards*. Tokyo: The Japan Automobile Tyre Manufacturers Association. 2019. ISBN 9784909716026. OCLC 1086187385.
114. ^ Busch, Julian (2013). *A brief guide to CCC: China Compulsory Certification*. CreateSpace Independent Publ. ISBN 9781484115534. OCLC 959836294.
115. ^ Gilles, Tim (2005). *Automotive Chassis: Brakes, Suspension, and Steering*. Santa Barbara: Thompson Delmar Learning. p. 551. ISBN 9781401856304.
116. ^ Kershaw, John F.; VanGelder, Kirk (2018). *Automotive steering and suspension*. Burlington, MA. pp. 460–494. ISBN 9781284102093. OCLC 1002887535.cite book: CS1 maint: location missing publisher (link)
117. ^ Bruzek, Joe (15 May 2018). "How Do I Find the Correct Tire Pressure for My Car?". *Cars.com*. Retrieved 6 March 2023.
118. ^ "What is the ideal tyre pressure?". *carsonline*. 4 October 2023. Retrieved 18 January 2024.
119. ^ Brand, Paul (13 March 2015). "Which tire pressure rating should motorists heed?". *Star Tribune*. Retrieved 19 July 2021.
120. ^ "Air or Tire". Retrieved 15 April 2015.
121. ^ "FEA Chapter III: Tire pressure survey and test results". Archived from the original on 6 October 2008. Retrieved 16 January 2009.
122. ^ "NHTSA test". Archived from the original on 6 October 2008. Retrieved 16 January 2009.
123. ^ Giapponi, Thomas R. (2008). *Tire forensic investigation : analyzing tire failure*. Warrendale, Pa.: SAE International. ISBN 9780768019551. OCLC 213080702.
124. ^ Swatton, Peter J. (30 April 2008). *Aircraft Performance Theory for Pilots*. New York: John Wiley & Sons. pp. 89–91. ISBN 9780470693056.
125. ^ Heisler, Heinz (17 July 2002). *Advanced Vehicle Technology*. Elsevier. ISBN 9780080493442.
126. ^ Blaisdell, George L. (1983). *Driving Traction on Ice with All-season and Mud-and-snow Radial Tires*. US Army Corps of Engineers, Cold Regions Research & Engineering Laboratory.
127. ^ Allen, Jim (2009). *Four-Wheeler's Bible*. MotorBooks International. ISBN 9781616730888.
128. ^ "Tire Fires | Scrap Tires | US EPA". *archive.epa.gov*. Retrieved 26 February 2023.
129. ^ Liu, H., Mead, J., Stacer, R. Chelsea Center For Recycling And Economic Development. (1998). *Environmental Impacts Of Recycling Rubber In Light Fill Applications: Summary & Evaluation Of Existing Literature* University of Massachusetts
130. ^ "Tire-Derived Fuel". U.S. Environmental Protection Agency. Archived from the original on 21 October 2009. Retrieved 29 December 2011.
131. ^ "Are Tires Flammable? You May Be Surprised...". *Firefighter Insider*. Retrieved 29 June 2025.
132. ^ Sullivan, Joseph P. (2006). "An Assessment of Environmental Toxicity and Potential Contamination from Artificial Turf using Shredded or Crumb Rubber" (PDF). Archived from

the original (PDF) on 16 August 2009. Retrieved 1 June 2009.

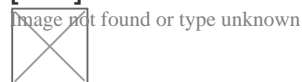
133. ^ Chalker-Scott, Linda. "The Myth of Rubberized Landscapes" (PDF). Archived (PDF) from the original on 7 October 2009. Retrieved 1 June 2009.
134. ^ "Car tires and brake pads produce harmful microplastics". *Science News*. 12 November 2018. Retrieved 6 October 2019.
135. ^ LaBrecque, Sarah (17 July 2023). "Rising microplastics in seas puts pressure on tyre industry". *Reuters*. Retrieved 15 January 2025.
136. ^ Tian, Zhenyu; Zhao, Haoqi; Peter, Katherine T.; Gonzalez, Melissa; Wetzel, Jill; Wu, Christopher; Hu, Ximin; Prat, Jasmine; Mudrock, Emma; Hettinger, Rachel; Cortina, Allan E.; Biswas, Rajshree Ghosh; Kock, Flávio Vinicius Crizóstomo; Soong, Ronald; Jenne, Amy (8 January 2021). "A ubiquitous tire rubber-derived chemical induces acute mortality in coho salmon". *Science*. **371** (6525): 185–189. Bibcode:2021Sci...371..185T. doi:10.1126/science.abd6951. PMID 33273063.
137. ^ van Beukering, P.J. (28 February 2001). *Recycling, International Trade and the Environment*. Springer Science & Business Media. ISBN 9780792368984.
138. ^ "What are Retread Tires?". *Best Tires Guide*. Archived from the original on 17 July 2014. Retrieved 6 April 2014.
139. ^ MK Meybodi, I Dobrev, P Klausmeyer, EJ Harrington, C Furlong, "Investigation of thermomechanical effects of lighting conditions on canvas paintings by laser shearography", SPIE Optical Engineering+ Applications, 2012
140. ^ **a b** Bodziak, William (2008). *Tire Tread and Tire Track Evidence: Recovery and Forensic Examination Practical Aspects of Criminal & Forensic Investigations*. CRC Press. p. 90. ISBN 9781420006827.
141. ^ Kandhal PS. (1992). Waste Materials in Hot Mix Asphalt - an overview Archived 13 May 2009 at the Wayback Machine. National Center for Asphalt Technology.
142. ^ T. E. Baker (2003). Evaluation of the Use of Scrap Tires in Transportation Related Applications in the State of Washington Archived 2011-06-10 at the Wayback Machine
143. ^ M Nehdi, A Khan, (2001). Cementitious Composites Containing Recycled Tire Rubber: An Overview of Engineering Properties and Potential Applications Archived 24 July 2011 at the Wayback Machine. *Cement, Concrete, and Aggregates*.
144. ^ *Ask the garden doctor : 1,200 cures for common garden problems*. Schrock, Denny. Hoboken, N.J.: Wiley. 2010. ISBN 9780470878422. OCLC 656770746.cite book: CS1 maint: others (link)
145. ^ Bignozzi, Maria Chiara (2011). "Sustainable Cements for Green Buildings Construction". *Procedia Engineering*. **21**: 915–921. doi:10.1016/j.proeng.2011.11.2094.
146. ^ "A new use for old tires: A garden using tires". *backwoodshome.com*. 22 March 2006.
147. ^ "'Earthships' in the Desert Save Owners Cash". *ABC News*. 30 December 2010.
148. ^ "Five Uses For Old Tires Around Your Retreat". *The Survivalist Blog*. Archived from the original on 18 February 2013. Retrieved 8 July 2013.
149. ^ Rotstein, Arthur H. (28 July 1996). "Tire Dam to Tread on Erosion Problem". *LA Times*.
150. ^ McCormick, Sean. "No Frills Football Conditioning". *about.com*. Archived from the original on 3 April 2013.
151. ^ Ireland, Jae (24 November 2010). "Football Tire Drills". *LiveStrong*. Retrieved 1 April 2013.

152. ^ Sawyers, Harry. "One Day Project: Kid's Backyard Tire Swing". *Popular Mechanics*. Retrieved 18 January 2024.
153. ^ "Yemen: Protesters burn tires and obstruct roads in multiple parts of Aden Governorate late Aug. 22 to denounce power outages". *Yemen: Protesters burn tires and obstruct roads in multiple parts of Aden Governorate late Aug. 22 to denounce power outages | Crisis24*. Retrieved 21 January 2024.
154. ^ S, Roger Powers (1 January 1997). *Protest, Power, and Change: An Encyclopedia of Nonviolent Action from ACT-UP to Women's Suffrage*. Routledge. ISBN 978-1-136-76482-0.

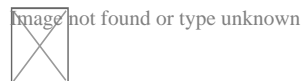
.

External links

[edit]



Look up ***inner tube***, ***tire***, or ***tyre*** in Wiktionary, the free dictionary.



Wikimedia Commons has media related to ***Tires***.

- National Highway Traffic Safety Adm "Tire Safety" Brochure (Archived 28 October 2020 at the Wayback Machine)
- U.S. government tire rating and maintenance site

- **v**
- **t**
- **e**

Tires

Types

- Tubeless tire
- Radial tire
- Low rolling resistance tire
- Run-flat tire
- Michelin PAX System
- Airless tire
- Tweel
- Rain tyre
- Snow tire
- All-terrain tire
- Bar grip
- Knobby tire
- Large tire
- Mud-terrain tire
- Paddle tire
- Orange oil tires
- Whitewall tire
- Aircraft tire
- Tundra tire
- Bicycle tire
- Tubular tire
- Lego tire
- Motorcycle tyre
- Tractor tire
- Racing slick
- Formula One tyres
- Spare tire
- Continental tire

Components

- Bead
- Beadlock
- Tread
- Siping (rubber)
- Valve stem
 - Dunlop valve
 - Presta valve
 - Schrader valve

Attributes

- Camber thrust
- Circle of forces
- Cold inflation pressure
- Contact patch
- Cornering force
- Ground pressure
- Pacejka's Magic Formula
- Pneumatic trail
- Relaxation length
- Rolling resistance
- Self aligning torque
- Slip angle
- Steering ratio
- Tire balance
- Tire load sensitivity
- Tire uniformity
- Lateral Force Variation
- Radial Force Variation
- Traction (engineering)
- Treadwear rating

Behaviors

- Aquaplaning
- Groove wander
- Slip (vehicle dynamics)
- Tramlining

Maintenance

- Tire maintenance
- Tire rotation
- Bicycle pump
- Central Tire Inflation System
- Tire mousse
- Tire-pressure monitoring system
- Tire-pressure gauge
- Direct TPMS
- Bead breaker
- Tire changer
- Tire manipulator
- Tire iron

Life cycle

- Tire manufacturing
- List of tire companies
- Retread
- Waste tires
- Tire recycling
- Tire fire
- Blowout
- Flat tire
- Ozone cracking

Organizations

- European Tyre and Rim Technical Organisation
- Tire Society
- Tire Science and Technology

Identification

- Tire code
- Plus sizing
- Tire label
- Uniform Tire Quality Grading (UTQG)

-  **Outline of tires**
-  **Category**

- v
- t
- e

Rubber

Chemical types

- Latex
- Natural rubber
- Synthetic rubber
 - Butyl rubber
 - Chloroprene rubber
 - EPDM rubber
 - Nitrile rubber
 - Silicone rubber
 - Styrene-butadiene

Mechanical types	<ul style="list-style-type: none"> ○ Cold rubber ○ Foam rubber ○ Crumb rubber <ul style="list-style-type: none"> ○ Micronized rubber powder
Additives	<ul style="list-style-type: none"> ○ Biodegradable additives ○ Filler (materials) ○ Plasticizer ○ Polymer additive ○ Polymer stabilizers
Rubber processing	<ul style="list-style-type: none"> ○ Rubber tapping ○ Rubber technology ○ Vulcanization
Industry	<ul style="list-style-type: none"> ○ Bridgestone ○ Dunlop ○ Goodyear Tire and Rubber Company ○ Michelin ○ Rubber Board ○ Rubber industry in Malaysia <ul style="list-style-type: none"> ○ Rubber Industry Smallholders Development Authority ○ Rubber Manufacturers Association ○ United States Rubber Company ○ List of tire companies
Products	<ul style="list-style-type: none"> ○ Rubber band ○ Rubber mulch ○ Rubberized asphalt ○ Tires <ul style="list-style-type: none"> ○ codes
Waste	<ul style="list-style-type: none"> ○ Airfield rubber removal ○ Rubber pollution <ul style="list-style-type: none"> ○ Dioxins ○ Environmental hazards ○ Great Pacific Garbage Patch ○ Persistent organic pollutant ○ Tire-derived fuel ○ Tire recycling

-  **Category**
-  **Commons**

- **v**
- **t**
- **e**

Automotive handling

Main topics

- Car handling
- Center of mass
- Downforce
- Drifting
- Electronic Stability Control
- Fishtailing
- Inboard brake
- Oversteer
- Steering
- Suspension
- Tire / Tyre
- Transaxle
- Understeer
- Unsprung mass
- Vehicle dynamics
- Weight transfer

Spring types

- Coil
- Leaf
- Pneumatic
- Torsion

Dependent

- Beam axle
- De Dion tube

Semi-independent

- Twist beam

Suspension types

Independent

- Double wishbone (Jaguar IRS)
- Dubonnet
- MacPherson strut (Chapman strut)
- Multi-link
- Sliding pillar
- Swing axle
- Trailing arm (Semi-trailing arm)

- v
- t
- e

Powertrain

Part of the Automobile series

Automotive engine

- Diesel engine
- Electric
- Fuel cell
- Hybrid (Plug-in hybrid)
- Internal combustion engine
- Petrol engine
- Steam engine

Transmission



- Automatic transmission
- Chain drive
- Direct-drive
- Clutch
- Constant-velocity joint
- Continuously variable transmission
- Coupling
- Differential
- Direct-shift gearbox
- Drive shaft
- Dual-clutch transmission
- Drive wheel
- Automated manual transmission
- Electrorheological clutch
- Epicyclic gearing
- Fluid coupling
- Friction drive
- Gearshift
- Giubo
- Hotchkiss drive
- Limited-slip differential
- Locking differential
- Manual transmission
- Manumatic
- Parking pawl
- Park-by-wire
- Preselector gearbox
- Semi-automatic transmission
- Shift-by-wire
- Torque converter
- Transaxle
- Transfer box
- Transmission control unit
- Universal joint

Wheels and tires

- Wheel hub assembly
- Wheel
 - Rim
 - Alloy wheel
 - Hubcap
- Tire
 - Off-road
 - Racing slick
 - Radial
 - Rain
 - Run-flat
 - Snow
 - Spare
 - Tubeless

Hybrid

- Electric motor
- Hybrid vehicle drivetrain
- Electric generator
- Alternator

-  Portal
-  Category




- **v**
- **t**
- **e**

Automotive design

Part of a series of articles on cars

		<ul style="list-style-type: none"> ○ Backbone chassis ○ Beltline ○ Body-on-frame ○ Bumper <ul style="list-style-type: none"> ○ Dagmar ○ Cabrio coach ○ Chassis ○ Continental tire ○ Crumple zone ○ Fender <ul style="list-style-type: none"> ○ ponton ○ skirts ○ Grille ○ Hood <ul style="list-style-type: none"> ○ scoop ○ shaker ○ Monocoque ○ Overhang ○ Pillar ○ Platform ○ Quarter panel ○ Roof <ul style="list-style-type: none"> ○ rack ○ Spoiler ○ Stressed member engine ○ Subframe ○ Tonneau ○ Trunk lid
	Framework	
	Compartments	<ul style="list-style-type: none"> ○ Hood/bonnet ○ Trunk/boot/dickie
Body	Doors	<ul style="list-style-type: none"> ○ Butterfly ○ Canopy ○ Gull-wing ○ Scissor ○ Sliding ○ Suicide ○ Swan
	Glass	<ul style="list-style-type: none"> ○ Glass run channel ○ Greenhouse ○ Opera window ○ Power window ○ Quarter glass

		<ul style="list-style-type: none"> ○ Automotive light bulb types ○ Daytime running lamp ○ Headlamp <ul style="list-style-type: none"> ○ hidden ○ high-intensity discharge ○ sealed beam ○ trafficators
	Lighting	
Exterior equipment		<ul style="list-style-type: none"> ○ Horn ○ Side-view mirror <ul style="list-style-type: none"> ○ power ○ Tow hitch ○ Window deflector
	Other elements	
	Legal	<ul style="list-style-type: none"> ○ Registration plate <ul style="list-style-type: none"> ○ vanity plate ○ Theft ○ Vehicle identification number (VIN)

-  **Category**
-  **Commons**
-  **Portal**

Authority control databases [Edit this at Wikidata](#)

	<ul style="list-style-type: none"> ○ Germany ○ United States ○ France ○ BnF data ○ Japan ○ Czech Republic ○ Israel
National	
Other	<ul style="list-style-type: none"> ○ Yale LUX

About personal water craft

Redirect to:

- Personal watercraft
- **From a page move:** This is a redirect from a page that has been moved (renamed). This page was kept as a redirect to avoid breaking links, both internal and external, that may have been made to the old page name.

About Shorewood Home & Auto (Formerly Circle Tractor)

Driving Directions in Will County

auto atv

41.594748226806, -87.999739790257
Starting Point

Shorewood Home & Auto (Formerly Circle Tractor), 13639 W 159th St, Homer Glen, IL 60491, USA
Destination

[Open in Google Maps](#)

ATV Dealer

41.557324506025, -87.928742225499

Starting Point

Shorewood Home & Auto (Formerly Circle Tractor), 13639 W 159th St, Homer Glen, IL 60491, USA
Destination

[Open in Google Maps](#)

ATV Dealer

41.558509620271, -87.95950362543

Starting Point

Shorewood Home & Auto (Formerly Circle Tractor), 13639 W 159th St, Homer Glen, IL 60491, USA

Destination

[**Open in Google Maps**](#)

atv stores in illinois

41.631170758126, -87.9510205

Starting Point

Shorewood Home & Auto (Formerly Circle Tractor), 13639 W 159th St, Homer Glen, IL 60491, USA

Destination

[**Open in Google Maps**](#)

judson outdoor power & atv

41.57515764718, -88.032512736562

Starting Point

Shorewood Home & Auto (Formerly Circle Tractor), 13639 W 159th St, Homer Glen, IL 60491, USA

Destination

[Open in Google Maps](#)

atv push mower

41.619926653045, -87.892455610928

Starting Point

Shorewood Home & Auto (Formerly Circle Tractor), 13639 W 159th St, Homer Glen, IL 60491, USA

Destination

[Open in Google Maps](#)

atv illinois for sale

41.661417333599, -87.915319377447

Starting Point

Shorewood Home & Auto (Formerly Circle Tractor), 13639 W 159th St, Homer Glen, IL 60491, USA

Destination

[Open in Google Maps](#)

atv push mower

41.576559514074, -88.017102969337

Starting Point

Shorewood Home & Auto (Formerly Circle Tractor), 13639 W 159th St, Homer Glen, IL 60491, USA

Destination

[Open in Google Maps](#)

used atv mowers for sale

41.606342917118, -87.909382977642

Starting Point

Shorewood Home & Auto (Formerly Circle Tractor), 13639 W 159th St, Homer Glen, IL 60491, USA

Destination

[Open in Google Maps](#)

auto atv

41.58938458501, -87.942080491627

Starting Point

Shorewood Home & Auto (Formerly Circle Tractor), 13639 W 159th St, Homer Glen, IL 60491, USA

Destination

[Open in Google Maps](#)

Google Maps Location

<https://www.google.com/maps/place/Shorewood+Home+%26+Auto+%28Formerly+Circle+Tractor%29/@41.58938458501,-87.942080491627,25.2z/data=!4m6!3m5!1s0x880e41f2e579f223:0xe5c5c23b2b8dc77a!8m2!3d41.598588!4d-87.9510205!16s%2F>

Click below to open this location on Google Maps

[Open in Google Maps](#)

Google Maps Location

<https://www.google.com/maps/place/Shorewood+Home+%26+Auto+%28Formerly+Circle+Tractor%29/@41.58938458501,-87.942080491627,25.2z/data=!4m6!3m5!1s0x880e41f2e579f223:0xe5c5c23b2b8dc77a!8m2!3d41.598588!4d-87.9510205!16s%2F>

Click below to open this location on Google Maps

[Open in Google Maps](#)

Google Maps Location

<https://www.google.com/maps/place/Shorewood+Home+%26+Auto+%28Formerly+Circle+Tractor%29/@41.587.887582235395,25.2z/data=!4m6!3m5!1s0x880e41f2e579f223:0xe5c5c23b2b8dc77a!8m2!3d41.598588!4d87.9510205!16s%2F>

Click below to open this location on Google Maps

[Open in Google Maps](#)

Google Maps Location

<https://www.google.com/maps/place/Shorewood+Home+%26+Auto+%28Formerly+Circle+Tractor%29/@41.587.989359069024,25.2z/data=!4m6!3m5!1s0x880e41f2e579f223:0xe5c5c23b2b8dc77a!8m2!3d41.598588!4d87.9510205!16s%2F>

Click below to open this location on Google Maps

[Open in Google Maps](#)

Google Maps Location

<https://www.google.com/maps/place/Shorewood+Home+%26+Auto+%28Formerly+Circle+Tractor%29/@41.687.96819704524,25.2z/data=!4m6!3m5!1s0x880e41f2e579f223:0xe5c5c23b2b8dc77a!8m2!3d41.598588!4d87.9510205!16s%2F>

Click below to open this location on Google Maps

[Open in Google Maps](#)

Google Maps Location

<https://www.google.com/maps/place/Shorewood+Home+%26+Auto+%28Formerly+Circle+Tractor%29/@41.687.907293353371,25.2z/data=!4m6!3m5!1s0x880e41f2e579f223:0xe5c5c23b2b8dc77a!8m2!3d41.598588!4d87.9510205!16s%2F>

Click below to open this location on Google Maps

[Open in Google Maps](#)

Google Maps Location

<https://www.google.com/maps/place/Shorewood+Home+%26+Auto+%28Formerly+Circle+Tractor%29/@41.688.005949138067,25.2z/data=!4m6!3m5!1s0x880e41f2e579f223:0xe5c5c23b2b8dc77a!8m2!3d41.598588!4d87.9510205!16s%2F>

Click below to open this location on Google Maps

[Open in Google Maps](#)

Google Maps Location

<https://www.google.com/maps/place/Shorewood+Home+%26+Auto+%28Formerly+Circle+Tractor%29/@41.687,927490499581,25.2z/data=!4m6!3m5!1s0x880e41f2e579f223:0xe5c5c23b2b8dc77a!8m2!3d41.598588!4d-87.9510205!16s%2F>

Click below to open this location on Google Maps

[Open in Google Maps](https://www.google.com/maps/place/Shorewood+Home+%26+Auto+%28Formerly+Circle+Tractor%29/@41.687,927490499581,25.2z/data=!4m6!3m5!1s0x880e41f2e579f223:0xe5c5c23b2b8dc77a!8m2!3d41.598588!4d-87.9510205!16s%2F)

Google Maps Location

<https://www.google.com/maps/place/Shorewood+Home+%26+Auto+%28Formerly+Circle+Tractor%29/@41.687,9730747233,25.2z/data=!4m6!3m5!1s0x880e41f2e579f223:0xe5c5c23b2b8dc77a!8m2!3d41.598588!4d-87.9510205!16s%2F>

Click below to open this location on Google Maps

[Open in Google Maps](https://www.google.com/maps/place/Shorewood+Home+%26+Auto+%28Formerly+Circle+Tractor%29/@41.687,9730747233,25.2z/data=!4m6!3m5!1s0x880e41f2e579f223:0xe5c5c23b2b8dc77a!8m2!3d41.598588!4d-87.9510205!16s%2F)

Google Maps Location

<https://www.google.com/maps/place/Shorewood+Home+%26+Auto+%28Formerly+Circle+Tractor%29/@41.588,024051861695,25.2z/data=!4m6!3m5!1s0x880e41f2e579f223:0xe5c5c23b2b8dc77a!8m2!3d41.598588!4d-87.9510205!16s%2F>

Click below to open this location on Google Maps

[Open in Google Maps](https://www.google.com/maps/place/Shorewood+Home+%26+Auto+%28Formerly+Circle+Tractor%29/@41.588,024051861695,25.2z/data=!4m6!3m5!1s0x880e41f2e579f223:0xe5c5c23b2b8dc77a!8m2!3d41.598588!4d-87.9510205!16s%2F)

Google Maps Location

<https://www.google.com/maps/dir/?api=1&origin=41.6017944719,-88.000192733008&destination=Shorewood+Home+%26+Auto+%28Formerly+Circle+Tractor%29%2C+1363>

Click below to open this location on Google Maps

[Open in Google Maps](https://www.google.com/maps/dir/?api=1&origin=41.6017944719,-88.000192733008&destination=Shorewood+Home+%26+Auto+%28Formerly+Circle+Tractor%29%2C+1363)

Google Maps Location

<https://www.google.com/maps/dir/?api=1&origin=41.557324506025,-87.928742225499&destination=Shorewood+Home+%26+Auto+%28Formerly+Circle+Tractor%29%2C+1363>

Click below to open this location on Google Maps

[Open in Google Maps](https://www.google.com/maps/dir/?api=1&origin=41.557324506025,-87.928742225499&destination=Shorewood+Home+%26+Auto+%28Formerly+Circle+Tractor%29%2C+1363)

Google Maps Location

<https://www.google.com/maps/dir/?api=1&origin=41.608363577474,-87.913026040309&destination=Shorewood+Home+%26+Auto+%28Formerly+Circle+Tractor%29%2C+13639>

Click below to open this location on Google Maps

[Open in Google Maps](https://www.google.com/maps/dir/?api=1&origin=41.608363577474,-87.913026040309&destination=Shorewood+Home+%26+Auto+%28Formerly+Circle+Tractor%29%2C+13639)

Google Maps Location

<https://www.google.com/maps/dir/?api=1&origin=41.608455488079,-88.008265754223&destination=Shorewood+Home+%26+Auto+%28Formerly+Circle+Tractor%29%2C+13639>

Click below to open this location on Google Maps

[Open in Google Maps](https://www.google.com/maps/dir/?api=1&origin=41.608455488079,-88.008265754223&destination=Shorewood+Home+%26+Auto+%28Formerly+Circle+Tractor%29%2C+13639)

Google Maps Location

<https://www.google.com/maps/dir/?api=1&origin=41.620612367198,-87.990129262512&destination=Shorewood+Home+%26+Auto+%28Formerly+Circle+Tractor%29%2C+13639>

Click below to open this location on Google Maps

[Open in Google Maps](https://www.google.com/maps/dir/?api=1&origin=41.620612367198,-87.990129262512&destination=Shorewood+Home+%26+Auto+%28Formerly+Circle+Tractor%29%2C+13639)

Google Maps Location

<https://www.google.com/maps/dir/?api=1&origin=41.581323565378,-87.961782730256&destination=Shorewood+Home+%26+Auto+%28Formerly+Circle+Tractor%29%2C+13639+ready+pack>

Click below to open this location on Google Maps

[Open in Google Maps](https://www.google.com/maps/dir/?api=1&origin=41.581323565378,-87.961782730256&destination=Shorewood+Home+%26+Auto+%28Formerly+Circle+Tractor%29%2C+13639+ready+pack)

Google Maps Location

<https://www.google.com/maps/dir/?api=1&origin=41.558509620271,-87.95950362543&destination=Shorewood+Home+%26+Auto+%28Formerly+Circle+Tractor%29%2C+13639>

Click below to open this location on Google Maps

[Open in Google Maps](https://www.google.com/maps/dir/?api=1&origin=41.558509620271,-87.95950362543&destination=Shorewood+Home+%26+Auto+%28Formerly+Circle+Tractor%29%2C+13639)

Google Maps Location

<https://www.google.com/maps/dir/?api=1&origin=41.529982967362,-87.97217743365&destination=Shorewood+Home+%26+Auto+%28Formerly+Circle+Tractor%29%2C+13639>

Click below to open this location on Google Maps

[Open in Google Maps](https://www.google.com/maps/dir/?api=1&origin=41.529982967362,-87.97217743365&destination=Shorewood+Home+%26+Auto+%28Formerly+Circle+Tractor%29%2C+13639)

Google Maps Location

[https://www.google.com/maps/dir/?api=1&origin=41.588311116463,-](https://www.google.com/maps/dir/?api=1&origin=41.588311116463,-87.958021423633&destination=Shorewood+Home+%26+Auto+%28Formerly+Circle+Tractor%29%2C+13639)

[87.958021423633&destination=Shorewood+Home+%26+Auto+%28Formerly+Circle+Tractor%29%2C+13639](https://www.google.com/maps/dir/?api=1&origin=41.588311116463,-87.958021423633&destination=Shorewood+Home+%26+Auto+%28Formerly+Circle+Tractor%29%2C+13639)

Click below to open this location on Google Maps

[Open in Google Maps](https://www.google.com/maps/dir/?api=1&origin=41.588311116463,-87.958021423633&destination=Shorewood+Home+%26+Auto+%28Formerly+Circle+Tractor%29%2C+13639)

Google Maps Location

[https://www.google.com/maps/dir/?api=1&origin=41.543312099985,-](https://www.google.com/maps/dir/?api=1&origin=41.543312099985,-87.94325823519&destination=Shorewood+Home+%26+Auto+%28Formerly+Circle+Tractor%29%2C+13639)

[87.94325823519&destination=Shorewood+Home+%26+Auto+%28Formerly+Circle+Tractor%29%2C+13639](https://www.google.com/maps/dir/?api=1&origin=41.543312099985,-87.94325823519&destination=Shorewood+Home+%26+Auto+%28Formerly+Circle+Tractor%29%2C+13639)

Click below to open this location on Google Maps

[Open in Google Maps](https://www.google.com/maps/dir/?api=1&origin=41.543312099985,-87.94325823519&destination=Shorewood+Home+%26+Auto+%28Formerly+Circle+Tractor%29%2C+13639)

Check our other pages :

- [How to waterproof your ATV for water crossings](#)
- [When to upgrade the cooling system for performance riding](#)
- [How to prepare your ATV for winter storage](#)

Shorewood Home & Auto

Phone : +17083010222

Email : +17083010222

City : Shorewood

State : IL

Zip : 60404

Address : 1002 W Jefferson St

Google Business Profile

Company Website : <https://www.shorewoodhomeandauto.com/>

USEFUL LINKS

[ATV Dealer](#)

[ATV Repair](#)

[Sitemap](#)

[Privacy Policy](#)

[About Us](#)

Follow us