

# Fenworks Platform Student Guide

## Contents:

1. [Receiving your invitation and account creation](#)
2. [Team and Profile Set-up](#)
3. [Seasons and Schedule](#)
4. [Matches](#)

## Receiving your invitation and creating your account:

1. The General Manager of your school will send you an invitation to register on the Fenworks platform.
  - a. Your GM will either invite you via email or direct link. Make sure to ask them which way they invited you if you are uncertain.
2. When accepting your invite, you will be prompted to register and make your account. **Make sure to remember the email and password you use to register.**

---


Create a new Student account

**Student Information**

<input type="text"/> First Name <small>Enter first name</small>	<input type="text"/> Last Name <small>Enter last name</small>
<input type="text"/> Username <small>Enter username</small>	<input type="text"/> Email Address <small>Enter email address</small>
<input type="text"/> Grade Level <small>Please select an option!</small>	<input type="text"/> Gender <small>Please select an option!</small>

**Security Information**

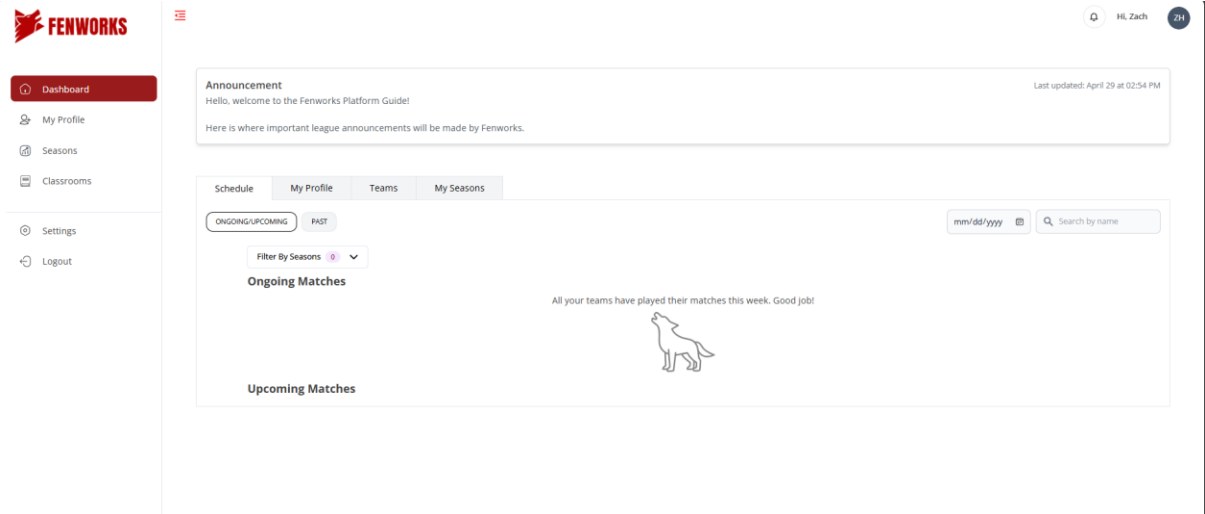
<input type="password"/> Password <small>Enter password</small>	<input type="password"/> Confirm Password <small>Re-enter password</small>
-----------------------------------------------------------------------	----------------------------------------------------------------------------------

I'm not a robot  [Privacy](#) • [Terms](#)

I am 13 years or older or have parental approval.

I have read and agree to the [Terms and condition](#)

3. After registering and making your account, you will arrive on the main dashboard of the Fenworks Platform.

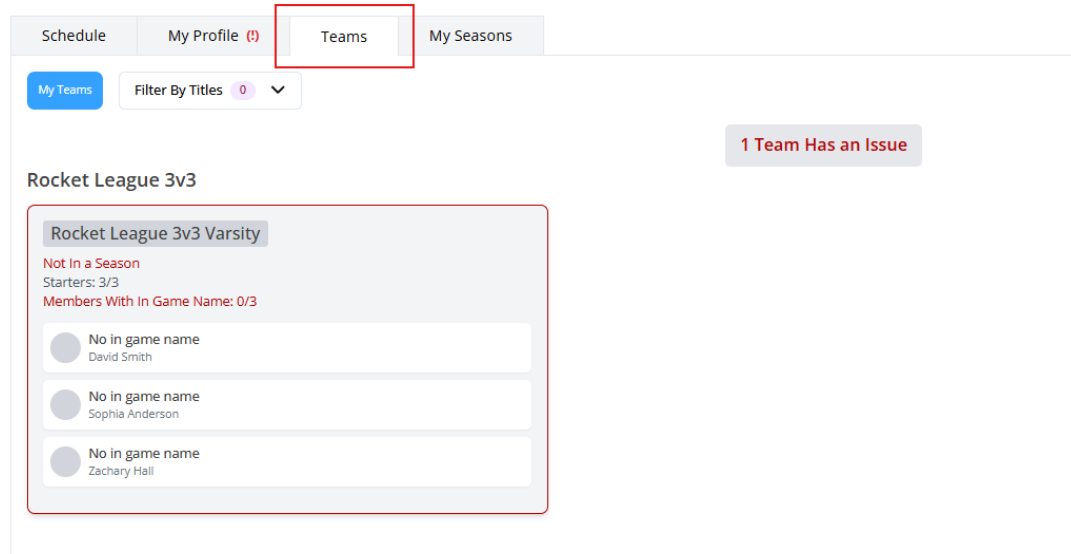


4. After gaining access to the Fenworks platform, you should locate the resources page and review the general and title specific rules for the league.
  - a. Click on Resources and then Esports

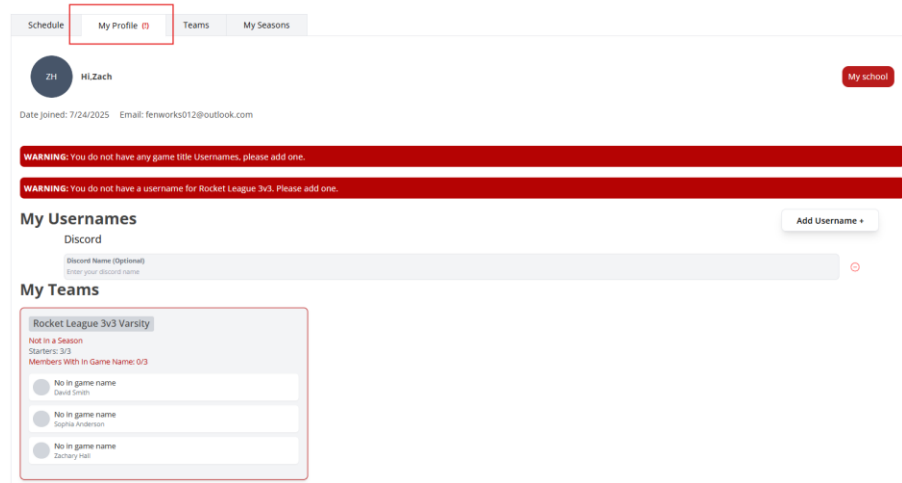


## Team and Profile Set-up:

1. Your GM will be responsible for adding you to the correct teams. Once your GM has placed you on your teams, they will appear in the Teams tab.



2. You will notice a notification under “My Profile” once you are added to a team. This alerts you that you need to add your in-game name to your profile.
  - a. You will only need to add in-game names for the game titles which you are competing in.



3. On the My Profile page select “Add a Username”

Schedule My Profile Teams My Seasons

ZH Hi.Zach My school

Date joined: 7/24/2025 Email: fenworks012@outlook.com

**WARNING:** You do not have any game title Usernames, please add one.

**WARNING:** You do not have a username for Rocket League 3v3. Please add one.

### My Usernames

Discord

Discord Name (Optional)  
Enter your discord name

**My Teams**

Rocket League 3v3 Varsity

Not In a Season  
Starters: 3/3  
Members With In Game Name: 0/3

- No in game name  
David Smith
- No in game name  
Sophia Anderson
- No in game name  
Zachary Hall

Add Username +

a. Select the game of which name you are adding. And then type your in-game name. Be careful that spelling and capitalizations are an exact match to your in-game name.

### Connect With Game

Season Information

Game  
Rocket League 3v3

Game Information

In-Game Name (Required)  
Zachster

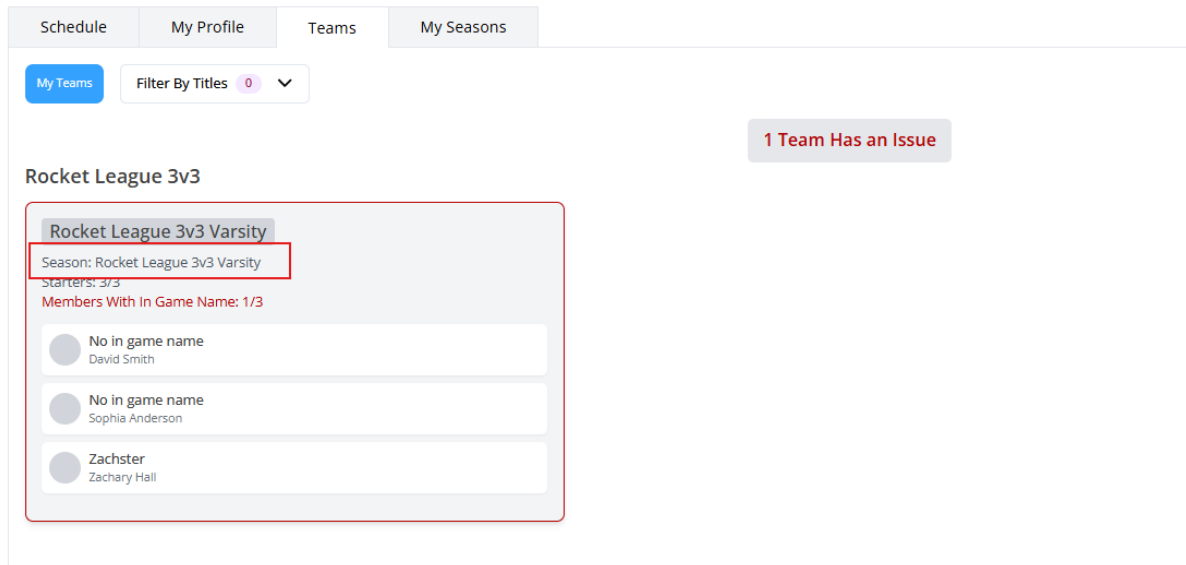
Submit Cancel

b. Click Submit, and your name will be added to your profile.

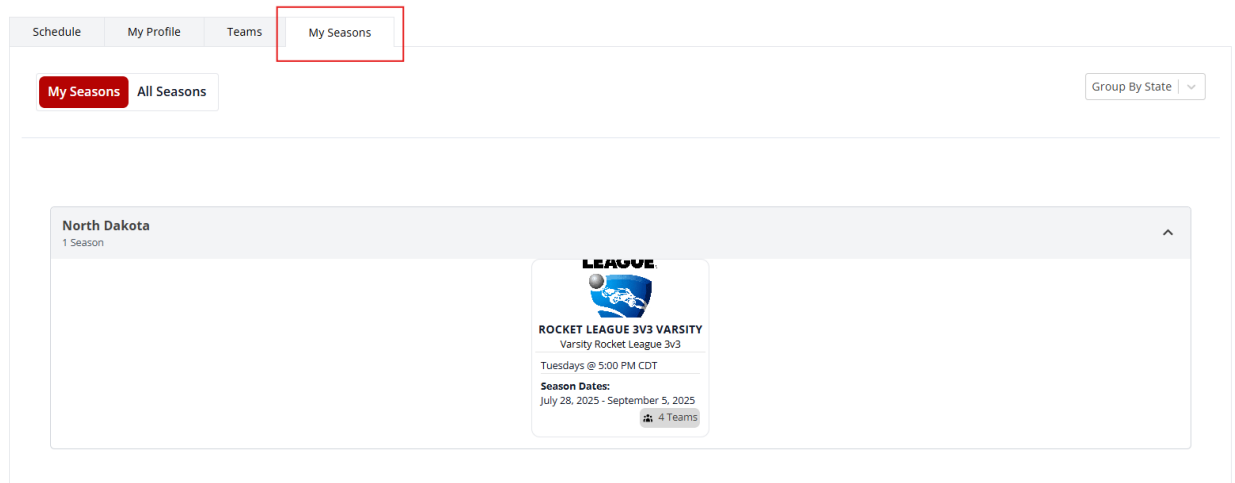
4. You will know you are successful when the notification goes away and your in-game name is now listed.
  - a. Your names can be edited at any time should it be needed.

## Seasons and Schedule:

1. Your GM is responsible for registering your team for the upcoming season. Once that has been done, you will see the season your team is registered to compete in listed on the “Teams” page under your team's name.



2. You can now navigate to “My Seasons” to view the seasons you are competing in.



3. From here you can also click the season to view the full season page where matches, leaderboard, and check in takes place.
  - a. On the season page you will also find “Season information” at the top page. This will contain the information on match days/times and how to set up the in-game lobby for your game title.

**Season Information**  
Rocket League Varsity Winter Season

PRESEASON: JUL 28, 2025 - AUG 1, 2025 | REGULAR SEASON: AUG 4, 2025 - SEP 5, 2025

WEEK 1

Week 1 Start Date: July 28, 2025 | Week 1 End Date: August 1, 2025 | Match Start Time: 5:00:00 PM

**Group 1**

UPCOMING | Tue, Jul 29, 2025 5:00 PM CDT

UPCOMING | Tue, Jul 29, 2025 5:00 PM CDT

**RANKINGS**

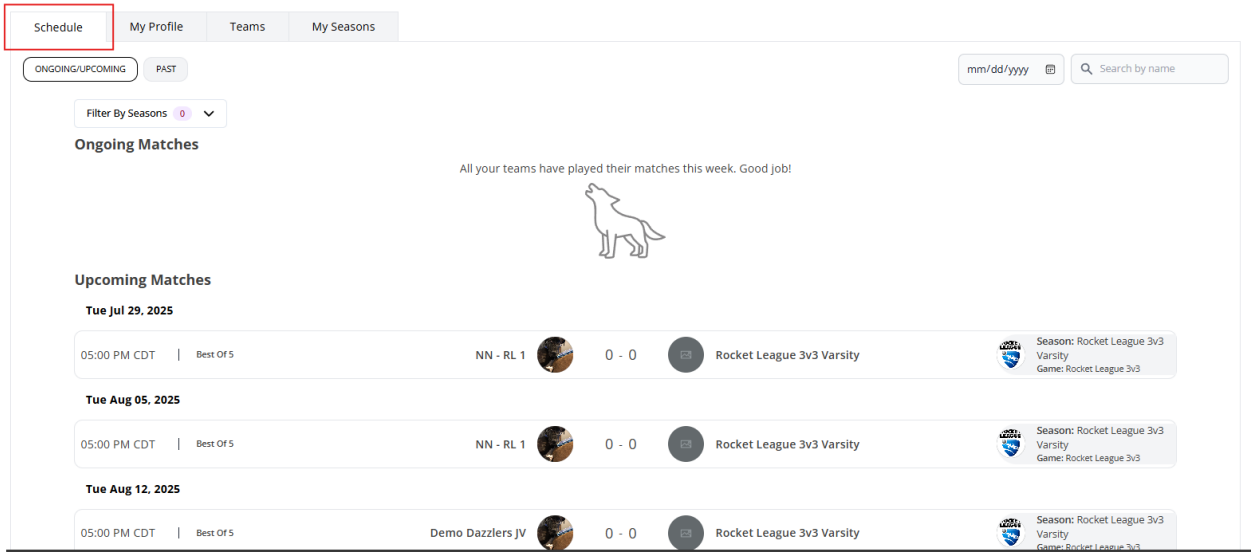
GROUP 1					
NO #	TEAM NAME	SCHOOL	ORGANIZATION	W-L	
1	Rocket League 3v3 Varsity	Central High School	Central High School	0W - 0L	
2	NN - RL 1	Fenworks High School	Fenworks Public Schools	0W - 0L	

**Season Information**  
Match Times: Thursdays at 5:00PM CT

Lobby Instructions:  
A team should create the private match with the correct settings found in the rule handbook for Rocket League

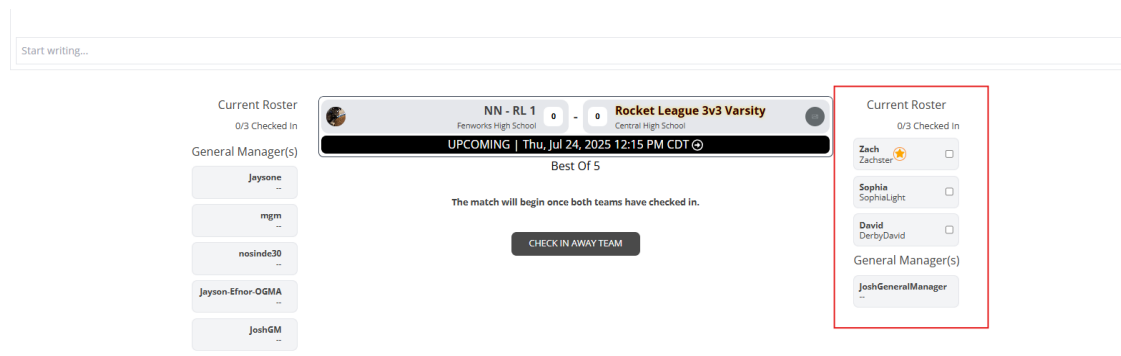
1. Set a lobby name and password
2. The team names should be set appropriately in the "Team Settings"
3. The match's name and password should be shared via the league match chat.
4. Once all players have joined the lobby and are ready, players should join their respective teams and the match will begin.

4. Now that you are in season and have matches you can view your "Schedule". Your schedule will show you all the matches you are a part of. Click on a match in the schedule will send you to that match page for easy access come match time.
  - a. This will show upcoming and ongoing matches
  - b. It can be filtered by season, if you are in multiple.
  - c. It can be filtered by specific date
  - d. Or you can search by team name

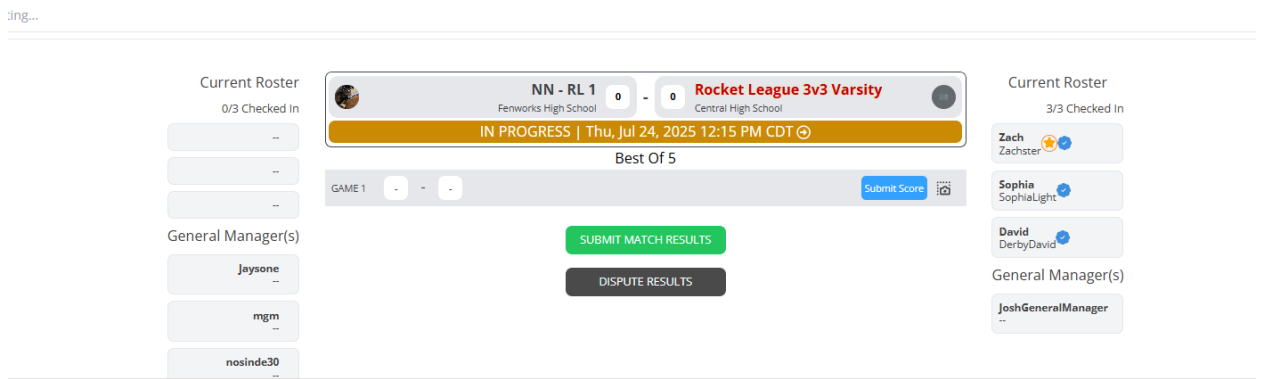


## Match Day Procedure:

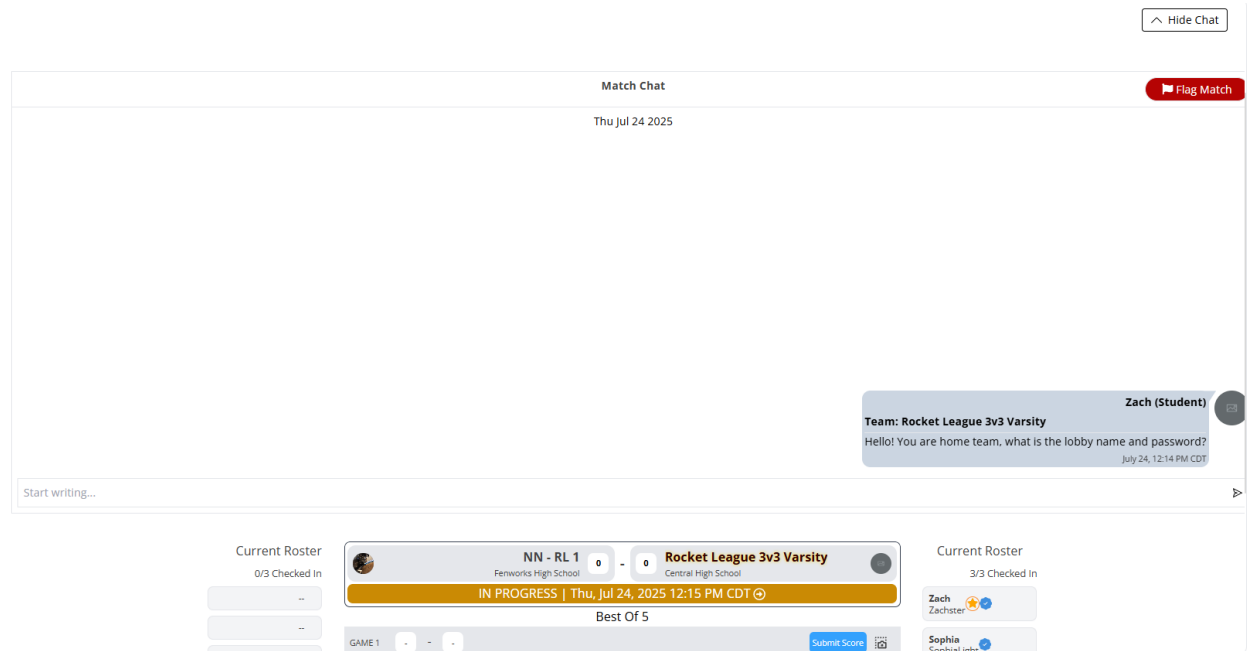
1. On the day of your match your team must check in on the Fenworks platform.
  - a. Check in opens 15 minutes prior to the listed match time and stays open 15 minutes after match time.
  - b. If your team does not check in within this window, your team will receive a forfeit.
2. To check in navigate to your match page by finding it on your upcoming schedule, or on the season page.
3. Check in your team by clicking the check boxes next to their names. You can check in up to the number of starting players the game title allows.
  - a. Only a team captain or GM can check their whole team in. Alternatively, each player may check themselves in.



4. After checking the boxes, click the “check in away/home” button to check in.
5. Once both teams have checked in, the match will switch to “In Progress”



6. Above your team's name, there will be a chat. This will allow communication with your opponents to set up the in-game lobbies.



- a. You can click the “Flag Match” button to flag your match for admin assistance. Flagging a match will cause a Fenworks admin to join the chat to assist you. Please wait up to 5 minutes for a response.
7. After you finish your games you will need to submit scores. Do so by clicking the blue “submit score” button and enter your scores.



- a. Then fill out the correct score for that game and submit the appropriate screenshot. Then click submit

8. You will do this for each game. After submitting for game 1, the game 2 score submission button will appear, etc..
9. You will be required to submit scores until a winner is decided based on the number of matches needed to win a series (see your game title rules to find this information). Once that number is reached, the platform will stop prompting you to submit more scores.

10. If all scores are correct. Click “Submit Match Results” to complete the match.

Current Roster  
0/3 Checked In

General Manager(s)  
Jaysone  
mgm  
nosinde30  
Jayson-Efnor-OGMA  
JoshGM

**NN - RL 1**  
Fenworks High School

**0 - 3**

**Rocket League 3v3 Varsity**  
Central High School

**IN PROGRESS | Thu, Jul 24, 2025 12:15 PM CDT**

Best Of 5

GAME 1 **3 - 5** [Submit Score](#)

GAME 2 **3 - 4** [Submit Score](#)

GAME 3 **2 - 6** [Submit Score](#)

**SUBMIT MATCH RESULTS**

DISPUTE RESULTS

Current Roster  
3/3 Checked In

Zach Zachster  
Sophia SophiaLight  
David DerbyDavid

General Manager(s)  
JoshGeneralManager

11. Once a match is completed and green, and both teams have agreed upon the results, you are finished and are free to leave the match page!

**NN - RL 1**  
Fenworks High School

**0 - 3**

**Rocket League 3v3 Varsity**  
Central High School

**COMPLETED | Thu, Jul 24, 2025 12:15 PM CDT**

Best Of 5

GAME 1 **3 - 5**

GAME 2 **3 - 4**

GAME 3 **2 - 6**