

Technical Pump Quotation

NM090SY02S08B

Quote:	JB-021197
Date:	5/10/2017
Project:	General Pump & Machinery
	U/U/U/N/SC/N/3005/CWWIK

Product:		Content	nominal	minimum	maximum
Name / Composition			Not Given		
Product temperature		°F	Not Given		
Specific gravity	approx.		Not Given		
Particle size		in	Not Given		
pH value	approx.		Not Given		
Solids content (w/w)	approx.	%TS	Not Given		
Dynamic viscosity	approx.	CPS	Not Given		

"Materials of construction are only recommended based on the information provided. Customer needs to verify materials will be compatible with the process fluid or application."

Application details:		Content			
Flow rate (Q)	approx.	GPM			
Differential pressure		PSI			
Suction pressure	assumed	PSI			
Discharge pressure	approx.	PSI			
Pump operating speed	approx.	RPM			
Sliding velocity	approx.	ft./s			
Frequency	approx.	Hz			
Power required at drive shaft	approx.	HP			
Running torque	approx.	ft./lbs.			
Starting torque	approx.	ft./lbs.			

Assembly specification	Installation:	Horizontal
-------------------------------	---------------	------------

General operating conditions	
Installation area	Inside
Ambient Temperature	Approx. 20°C / 70 F
Humidity	up to 75%
Application type	Continuous operation
Operating hours per day	8
Service voltage	3ph, 60hz, 230/460V

Painting	Coating system	NIL System I RAL 7031 NETZSCH gray NCS 355B60G teal (stator only)
-----------------	----------------	--

Operating and Maintenance Instructions	
Standard documentation in accordance with the 98/37/EG Machinery Directive.	
Special documentation is available on request and would be charged for.	
Download the Operating and Maintenance Instructions and cover document for each of	
your specific pumps at www.netzschusa.com/OM	
You may use this new conveniently located tool as often as you like.	
Paper copies are still available at a cost of \$25.00 per manual.	

Pump: NM090SY02S08B



Picture is for reference only and may not be exact model specified

Characteristics and benefits of the NEMO® SY pump:

Reliable and sophisticated construction

Modular construction system

4 different stator – rotor geometries available (for optimal meeting your request)

Low investment and operating costs

Low Maintenance expenses

High Product life

General characteristics

name plate on the pump	in English (Stainless steel)
direction of rotation	To the left, counter clockwise(as viewed from drive end)

Pump Pedestal

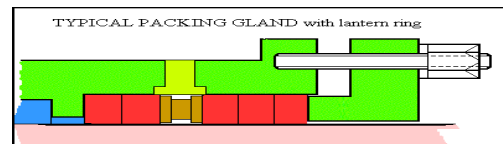
Cast Iron

Pump housing / End connection

Housing material	Cast Iron
Housing Connection position	Vertically Upwards (as viewed from drive end)
Function of housing connection	Suction Connection
Function of end connection	Discharge Connection
Suction Connection design	Standard
Nom. dia. & pressure for pump housing	6" 125# ANSI Flange
Discharge Connection design	standard
Nom. dia. & pressure of discharge flange	6" 125# ANSI Flange
Housing seals	FKM

Shaft seal

Design	Packing with lantern ring and grease connection
Shaft seal type	Gland packing
Shaft seal materials	Teflon / kevlar

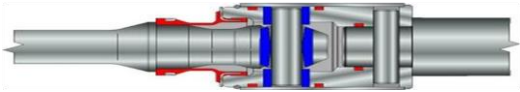


Rotating parts

Rotating parts materials	AISI 420 - Chrome Steel
--------------------------	-------------------------

Joints

Joint type	SM Pin Joint
Joint sealing material	Buna/316 Stainless Steel
Joint lubrication	Mineral Oil



Rotor

Rotor material	SAE 1045 VCP - Chrome Plated Steel
Rotor Size	Standard
Temperature range	32-84°F

Stator

Stator material	NEMOLAST® S61M (Buna)
-----------------	-----------------------

“Materials of construction are only recommended based on the information provided. Customer needs to verify materials will be compatible with the process fluid or application.”

Drive

Drive not supplied

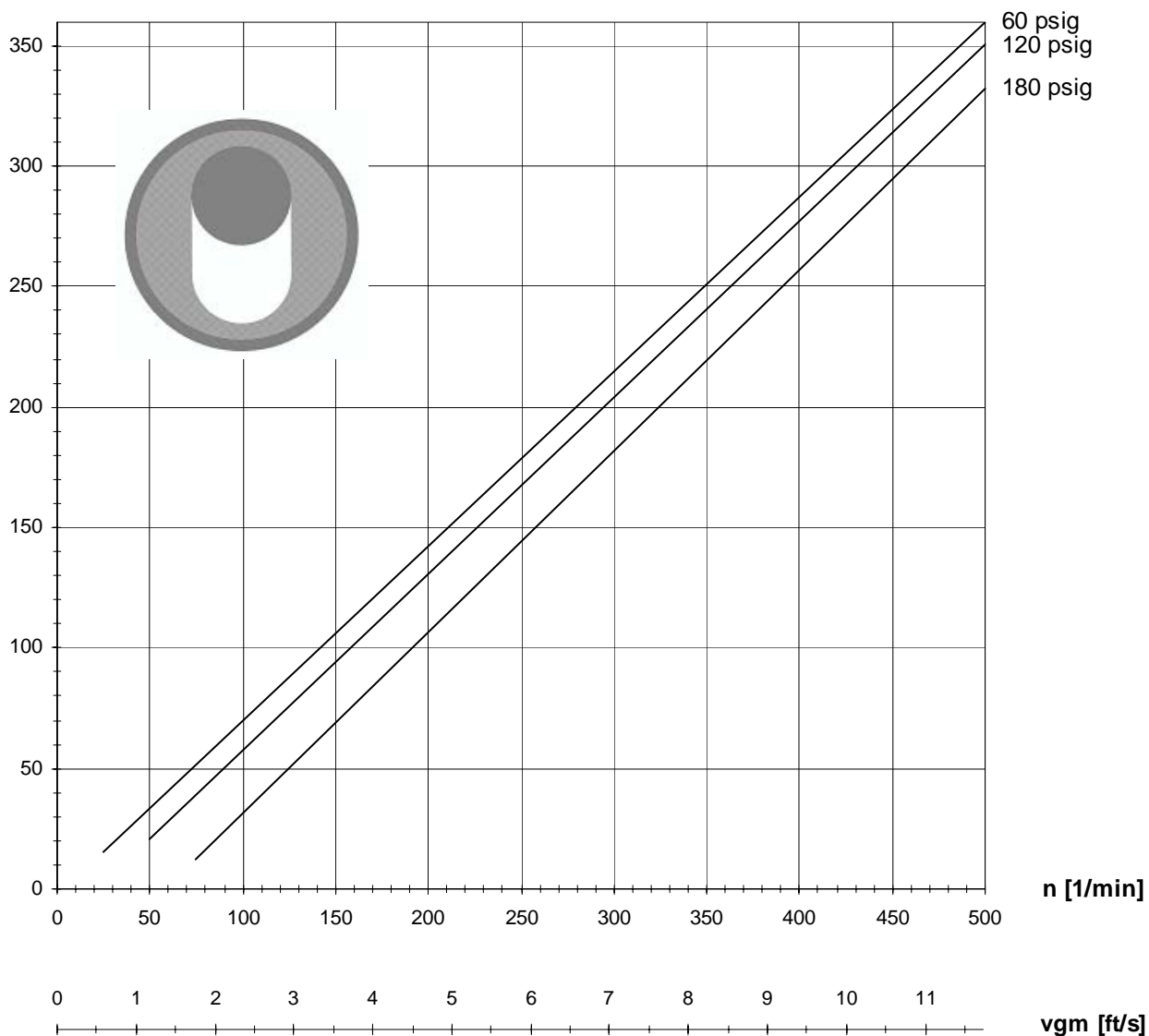
Baseplate:

Baseplate not supplied

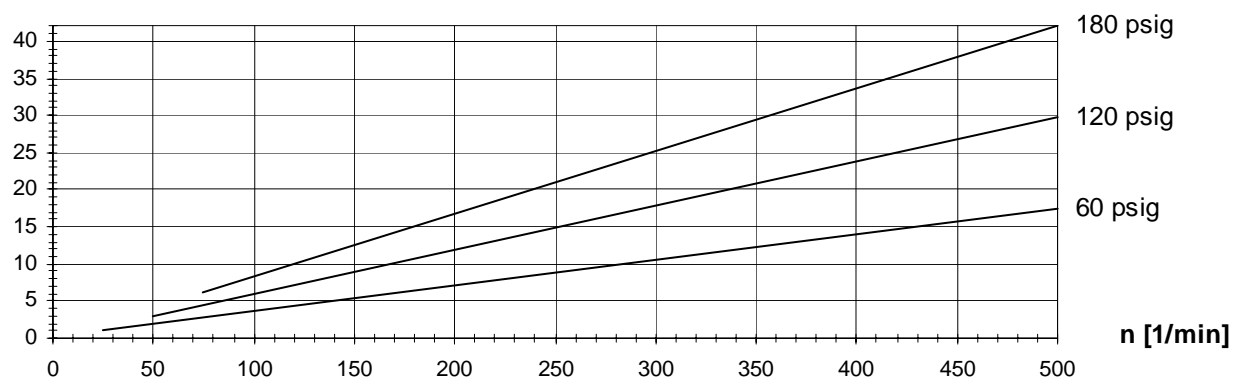
Approximate Weights – (lbs.)

Bareshaft Pump	682
----------------	-----

GPM



HP



starting torque T(L) = 451,4 lbft

pressure	T
60 psig	189,44 lbft
120 psig	313,76 lbft
180 psig	446,96 lbft

Valid for water (1 cP) at 20 °C (70 °F). Tolerances are in accordance with VDMA 24284 (+10%/-5%).

