

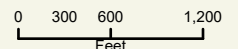
Applicant: EDGE CITY PROPERTIES, INC.

Tax Parcel #: 15028 000014, 000070, & 000090 (PT.)

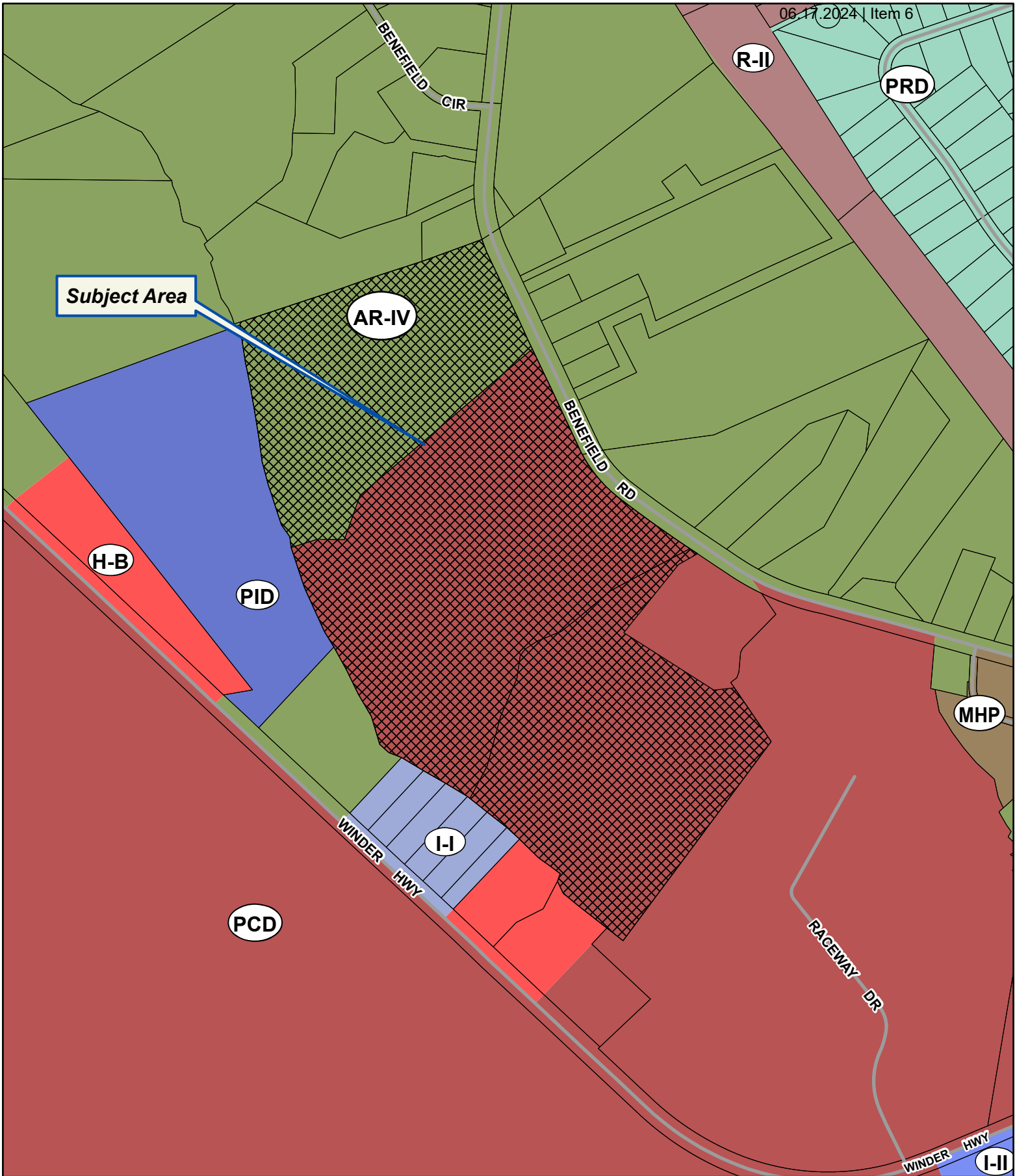
Location: 4336, 4370, & 4420 BENEFIELD ROAD, BRASELTON, GA 30517

Commission District 1

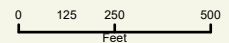
PC Mtg. Date: 06/17/2024



- Zoning Boundary
 - ▭ City Limits
 - ▭ Subject Area
 - ▭ Structure
- N
↑



Applicant: EDGE CITY PROPERTIES, INC.
Tax Parcel #: 15028 000014, 000070, & 000090 (PT.)
Location: 4336, 4370, & 4420 BENEFIELD ROAD, BRASELTON, GA 30517
Commission District 1 **PC Mtg. Date: 06/17/2024**

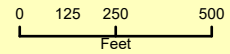


- Zoning Boundary
- ▭ City Limits
- ▨ Subject Area
- ▭ Structure





Applicant: EDGE CITY PROPERTIES, INC.
Tax Parcel #: 15028 000014, 000070, & 000090 (PT.)
Location: 4336, 4370, & 4420 BENEFIELD ROAD, BRASELTON, GA 30517
Commission District 1 **PC Mtg. Date: 06/17/2024**



- Zoning Boundary
- City Limits
- Subject Area

