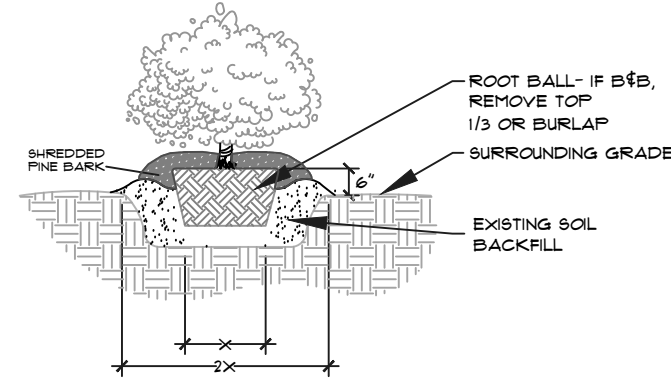


PLANTING NOTES

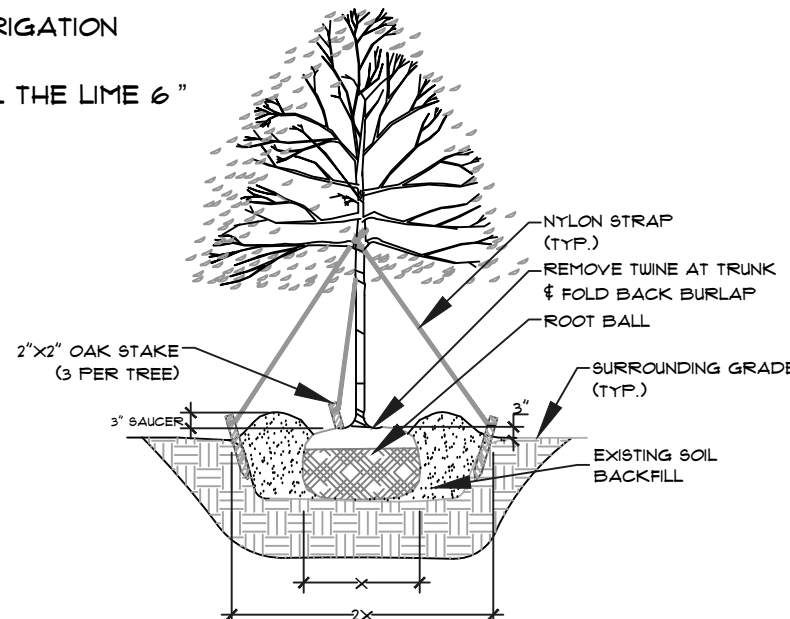
- ALL TREES SHALL BE STAKED ACCORDING TO THE DETAILS.
- ALL PLANTING HOLES SHALL BE DUG TWICE THE DIAMETER OF THE CONTAINER OR ROOT BALL.
- BY PROVIDING A PROPOSAL FOR THIS PROJECT, THE CONTRACTOR CERTIFIES THAT HE HAS VISITED THE SITE AND IS FAMILIAR WITH THE TOPOGRAPHY, UTILITY LOCATIONS, EXISTING VEGETATION AND ANY OTHER EXISTING CONDITIONS THAT MAY AFFECT HIS WORK.
- THE CONTRACTOR SHALL CONTACT THE UTILITY PROTECTION SERVICE A MINIMUM OF 12 HOURS PRIOR TO DIGGING AT THE SITE.
- ALL PLANTING BEDS SHALL BE MULCHED WITH 3" OF CLEAN FINESTRAW, FREE OF STICKS AND CONES.
- ALL TAGS AND FLAGGING SHALL BE REMOVED FROM THE TREES AND SHRUBS AFTER INSTALLATION.
- THE EDGES OF ALL PLANTING BEDS - ADJACENT TO GRASSED AREAS AND/OR CONCRETE - SHALL BE TRENCHED TO A DEPTH OF 4". SEE THE DETAIL. FINESTRAW SHALL BE CLEANLY TUCKED ALONG THE TRENCHED EDGES OF THE FINE STRAW BEDS.
- THE CONTRACTOR SHALL INSURE THAT ALL TREES, SHRUBS AND SOD SHALL BE WATERED BY AN AUTOMATIC IRRIGATION SYSTEM.
- SODDED AREAS AND FINE STRAW BEDS SHALL BE WATERED ON SEPARATE ZONES.
- THE CONTRACTOR SHALL PROVIDE A ONE YEAR WARRANTY, FROM THE DATE OF INSTALLATION/PLANTING ON IRRIGATION SYSTEM, TREES AND SHRUBS.
- SPREAD DOLOMITIC LIME (AT A RATE OF 100 LBS. PER 1000 S.F.) ON ALL MULCHED AND SODDED AREAS. TILL THE LIME 6" INTO THE SOIL PRIOR TO PLANTING THE SHRUBS AND LAYING THE SOD.
- IRRIGATION SHALL HAVE A BACKFLOW PREVENTER INSTALLED BY A LICENSED PLUMBER.
- IRRIGATION SYSTEM SHALL HAVE A RAIN-SENSOR.



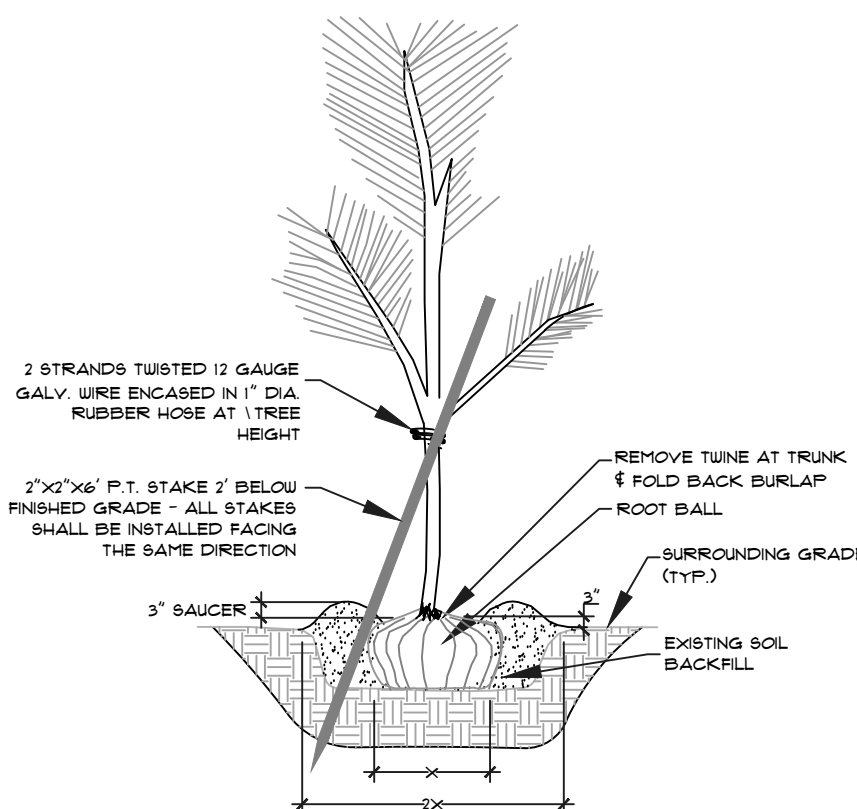
AZALEA / PIERIS PLANTING DETAIL
NOT TO SCALE



TRENCHED BEDLINE
NOT TO SCALE




TREE PLANTING DETAIL
NOT TO SCALE



EVERGREEN TREE PLANTING DETAIL
NOT TO SCALE

PLANT LIST

COMMON NAME	SIZE	SPACING	QTY.
TREES			
JAPANESE CRYPTOMERIA	5' HT.	10' O.C.	15
GREEN GIANT ARBORVITAE	10' HT.	8' O.C.	6
RED ROCKET CRAPE MYRTLE	10' HT.	AS SHOWN	4
SHRUBS			
JAPANESE CLEYERA	3 GAL.	AS SHOWN	4
KALEIDOSCOPE ABELIA	3 GAL.	3' O.C.	59
PARSONS JUNIPER	3 GAL.	3' O.C.	34
RUBY LOROPETALUM	3 GAL.	4' O.C.	12
SWING LOW DISTYLIUM	7 GAL.	3' O.C.	18
GROUNDCOVERS			
TifTuf or TIFTWAY 419 BERMUDAGRASS SOD			6000 S.F.
SEASONAL COLOR			150 S.F.



Know what's below
Call before you dig
1-800-282-7411

BLD

BAKER LAND
DESIGN

LANDSCAPE ARCHITECTURE
LAND PLANNING
CERTIFIED ARBORIST

29 SARATOGA PLACE
ATLANTA, GA 30324
PHONE: (404) 787-3973
WWW.BAKERLANDDESIGN.COM

PLANTING
PLAN

FOR THE
CANEBYBROOKE
ENTRANCE

HALL COUNTY,
GEORGIA

REVISIONS

DRAWN BY: BH

CHECKED BY: TB

SCALE: 1"=10'-0"

DATE: 1-5-26

JOB NO.

SHEET 1 OF 1

