

WHITE SULPHUR FARM MARKET

3621 WHITE SULPHUR RD
GAINESVILLE, GA 30507

CODE INFORMATION

ALL CONSTRUCTION SHALL BE IN ACCORDANCE WITH:
INTERNATIONAL BUILDING CODE (IBC) 2018
INTERNATIONAL RESIDENTIAL CODE – FOR ONE AND TWO FAMILY DWELLINGS
INTERNATIONAL FIRE CODE (IFC) 2018
INTERNATIONAL PLUMBING CODE (IPC) 2018
INTERNATIONAL MECHANICAL CODE (IMC) 2018
LIFE SAFETY CODE 2018
INTERNATIONAL ENERGY CONSERVATION CODE (IECC) 2015
NATIONAL ELECTRIC CODE (NEC) 2020
*WITH GEORGIA AMENDMENTS

BUILDING INFORMATION

CONSTRUCTION AREA: 3,639 S.F.
SPRINKLERED: NO
FIRE ALARM: NO

DRAWING INDEX

COVER SHEET

A0.0 COVER SHEET

ARCHITECTURAL

A1.0 FLOOR PLAN
A2.0 ADA DETAILS

ENGINEERING

M1.0 MECHANICAL PLAN
P1.0 PLUMBING PLAN
E1.0 ELECTRICAL PLAN
E2.0 ELECTRICAL NOTES

PROJECT DIRECTORY

PROJECT ADDRESS:

WHITE SULPHUR FARM MARKET
3621 WHITE SULPHUR ROAD
GAINESVILLE, GEORGIA
30507

BUSINESS OWNER

LEE HEMMER
3945 REYNOLDS RD
GAINESVILLE, GEORGIA
30507

CONTRACTOR

GEORGE E. MERCURY, LLC
GREG LOYD
301 GREEN ST
SUITE 100
GAINESVILLE, GA
30501
678.283.5898

GEORGE E
MERCURY, LLC

2205 OLD HAMILTON PL
SUITE 400
GAINESVILLE, GA
30501
FAX: 770.534.1795
CELL: 678.283.5898

PROJECT

WHITE SULPHUR FARM MARKET

3621 WHITE SULPHUR ROAD
GAINESVILLE, GA 30507

PROJECT OWNER

LEE HEMMER

3945 REYNOLDS RD
GAINESVILLE, GA
30507

RELEASED FOR CONSTRUCTION 04/28/2023
PRELIMINARY NOT FOR CONSTRUCTION 06/04/2020

ISSUED

MARK	DATE	DESCRIPTION
	04/28/23	ISSUED FOR REVIEW
	06/20/23	REVISION 1

© COPYRIGHT 2023. ALL IDEAS, DESIGNS, DIAGRAMS, ELEVATIONS AND PLANS INDICATED OR REPRESENTED BY THIS DRAWING ARE THE PROPERTY OF GEORGE E. MERCURY, LLC AND WERE CREATED AND DEVELOPED FOR THE SPECIFIED PROJECT AND MAY NOT BE ALTERED, CHANGED, MODIFIED, DISTRIBUTED OR USED FOR CONSTRUCTION UNLESS PROVIDED WITH A WRITTEN AGREEMENT WITH GEORGE E. MERCURY, LLC. WRITTEN DIMENSIONS ON THESE DRAWINGS SHALL HAVE PRECEDENCE OVER SCALED DIMENSIONS. CONTRACTORS SHALL VERIFY AND BE RESPONSIBLE FOR ALL DIMENSIONS AND FIELD CONDITIONS ON THE JOB AND NOTIFY THE ARCHITECT OF ANY DISCREPANCIES.

SHEET

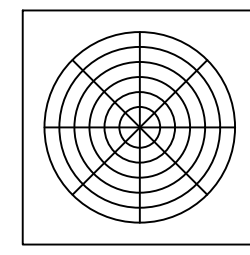
COVER SHEET

A0.0

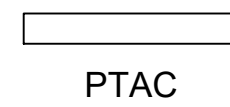
WHITE SULPHUR RD FARM MARKET 6.29.23.DWG

MECHANICAL NOTES

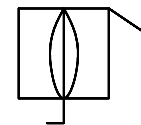
1. ALL MECHANICAL INSTALLATION TO MEET STATE AND LOCAL CODES AND TO BE INSTALLED AS PER MANUFACTURERS RECOMMENDATIONS, AND SHALL BE EXECUTED IN A PROFESSIONAL AND WORKMANSHIP LIKE MANNER.
2. ALL DUCT WORK SHALL BE GALVANIZED STEEL, WRAPPED WITH FOIL FACED FIBERGLASS INSULATION, OR CLASS 1 U.L. DUCT BOARD. BRANCH DUCTS MAY HAVE A MAXIMUM OF 6' OF FLEX DUCT.
3. DUCT SIZES ARE DIAGRAMATIC FOR REQUIRED AIR FLOW AND MAY BE CHANGED TO MEET SPACE REQUIREMENTS AS LONG AS AIR FLOW IS MAINTAINED.
4. AIR DISTRIBUTION SHALL BE AS PER PLANS OR EQUIVALENT.
5. PROVIDE VIBRATION ISOLATORS OR FLEXIBLE CONNECTIONS AT FURNACE CONNECTIONS.
6. PROVIDE TURNING VANES OR RADIUS ELS AT ALL TURNS IN DUCT.
7. PROVIDE ACCESSORY DRAIN PAN FOR ANY UNIT LOCATED ABOVE FINISHED AREA.
8. FIELD INSPECT FOR DUCT AND EQUIPMENT LOCATIONS PRIOR TO FABRICATION TO INSURE STRUCTURAL MEMBERS DO NOT INTERFERE WITH PLACEMENT.
9. ALL CONTROL WIRING MUST MEET STATE AND LOCAL CODES FOR LOW VOLTAGE WIRING.
10. THERMOSTATS SHALL BE PROGRAMABLE AUTOMATIC DIGITAL TYPE.
11. ANY UNITS WITH RETURN AIR GRILLS IN AREAS OF EXIT WAYS SHALL HAVE SMOKE DETECTORS WITH AUTOMATIC UNIT SHUTDOWN LOCATED IN RETURN AIR DUCT. WITH EASE.
12. A COMPLETE SET OF WORKING INSTRUCTIONS AND MANUALS, AND ALL GUARANTEES AND
13. FILTER RACKS SHALL BE LOCATED IN A MANNER TO FACILLITATE THE CHANGING OF FILTERS WARRANTEES SHALL BE PROVIDED FOR OWNER.
14. ALL PERMITS AND FEES SHALL BE PAID BY MECHANICAL CONTRACTOR, AND ALL REQUIRED INSPECTIONS SHALL BE THE RESPONSIBILITY OF THE CONTRACTOR.
15. PROVIDE COMBUSTION AIR AND FRESH AIR MAKE-UP AS REQUIRED.



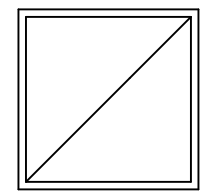
OUTDOOR HEAT PUMP UNIT



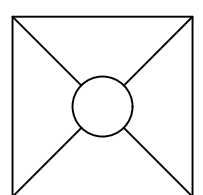
PACKAGE TERMINAL THRU-WALL HEAT PUMP UNIT
PTAC



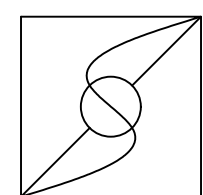
SPIN-IN TAKE-OFF WITH AIR SCOOP AND VOLUMN DAMPER



2' X 2' LAY-IN RETURN AIR FILTER GRILL. WHITE ALUMINUM



2' X 2' LAY-IN, 4-WAY THROW WHITE ALUMINUM SUPPLY AIR GRILL WITH VOLUMN DAMPER



CEILING MOUNTED EXHAUST FAN DUCTED TO OUTSIDE

HP-1 5TON, 15 SEER HEAT PUMP , 240 V., 1Ø

BC-1 2000 CFM BLOWER COIL/10KW STRIP HEAT, 240V 1Ø

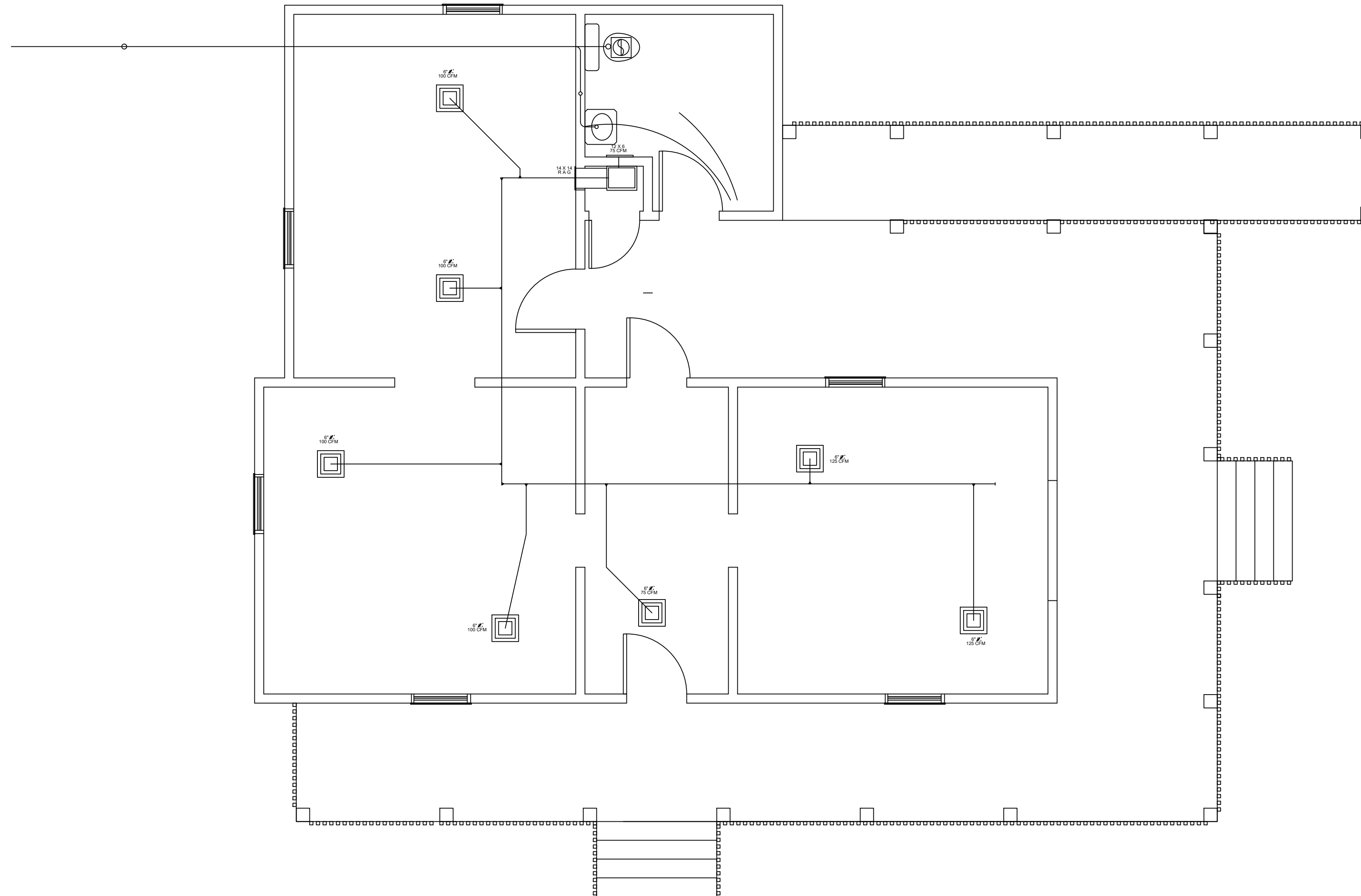
EF-1 75 CFM EXHAUST FAN

TF 200 CFM TRANSFER FAN

T PROGRAMABLE DIGITAL THERMOSTAT

SDS SMOKE DETECTOR SHUTDOWN

PTAC-1 THRU 9 12,000 BTU HT PUMP/3kW STRIP HEAT, 240v. 1Ø



MECHANICAL PLAN
SCALE: 1/4" = 1'-0"

GEORGE E MERCURY, LLC

2205 OLD HAMILTON PL
SUITE 400
GAINESVILLE, GA
30501
FAX: 770.534.1795
CELL: 678.283.5898

PROJECT

WHITE SULPHUR FARM MARKET

3621 WHITE SULPHUR ROAD
GAINESVILLE, GA 30507

PROJECT OWNER

LEE HEMMER

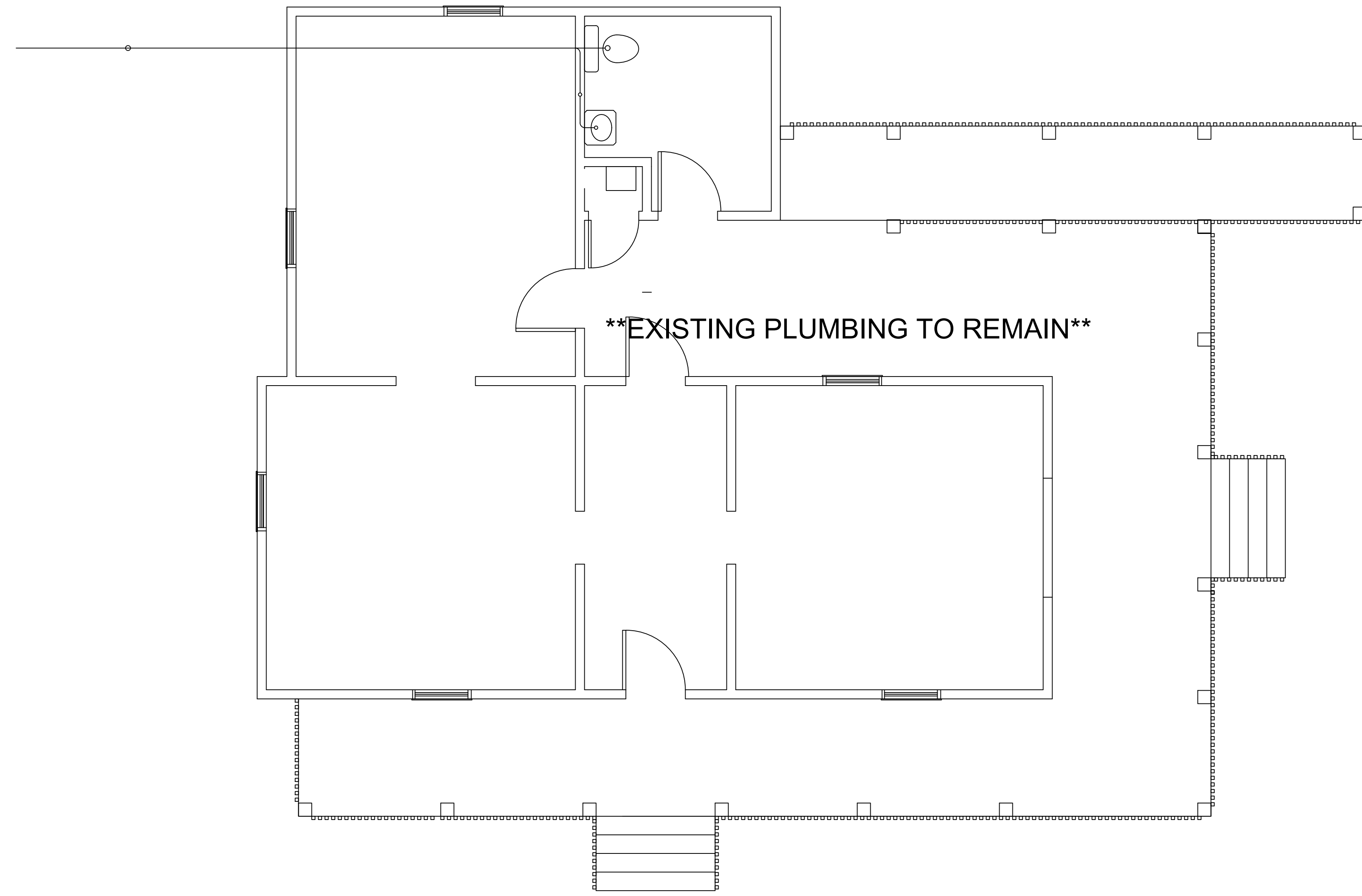
3945 REYNOLDS RD
GAINESVILLE, GA
30507

RELEASED FOR CONSTRUCTION 04/28/2023
PRELIMINARY NOT FOR CONSTRUCTION 06/20/2023

ISSUED		
MARK	DATE	DESCRIPTION
	04/28/23	ISSUED FOR REVIEW
	06/20/23	REVISION 1

© COPYRIGHT 2023 ALL IDEAS, DESIGNS, DIAGRAMS, ELEVATIONS AND PLANS INDICATED OR REPRESENTED BY THIS DRAWING ARE THE PROPERTY OF GEORGE E. MERCURY, LLC AND WERE CREATED AND DEVELOPED FOR THE SPECIFIED PROJECT AND MAY NOT BE ALTERED, CHANGED, MODIFIED, DISTRIBUTED, OR USED FOR CONSTRUCTION UNLESS PROVIDED WITH A WRITTEN AGREEMENT WITH GEORGE E. MERCURY, LLC. WRITTEN DIMENSIONS ON THESE DRAWINGS SHALL HAVE PRECEDENCE OVER SCALED DIMENSIONS. CONTRACTORS SHALL VERIFY AND BE RESPONSIBLE FOR ALL DIMENSIONS AND FIELD CONDITIONS ON THE JOB AND NOTIFY THE ARCHITECT OF ANY DISCREPANCIES.

SHEET
MECHANICAL PLAN
M1.0
HALL COUNTY



****EXISTING PLUMBING TO REMAIN****

PLUMBING PLAN
SCALE: 1/4" = 1'-0"

**GEORGE E
MERCURY, LLC**
2205 OLD HAMILTON PL
SUITE 400
GAINESVILLE, GA
30501
FAX: 770.534.1795
CELL: 678.283.5898

PROJECT
WHITE SULPHUR FARM MARKET
3621 WHITE SULPHUR ROAD
GAINESVILLE, GA 30507

PROJECT OWNER
LEE HEMMER
3945 REYNOLDS RD
GAINESVILLE, GA
30507

RELEASED FOR CONSTRUCTION: 04/28/2023
PRELIMINARY NOT FOR CONSTRUCTION: 06/20/2023

ISSUED

MARK	DATE	DESCRIPTION
	04/28/23	ISSUED FOR REVIEW
	06/20/23	REVISION 1


















© COPYRIGHT 2023. ALL IDEAS, DESIGNS, DIAGRAMS, ELEVATIONS AND PLANS INDICATED OR REPRESENTED BY THIS DRAWING ARE THE PROPERTY OF GEORGE E. MERCURY, LLC AND WERE CREATED AND DEVELOPED FOR THE SPECIFIED PROJECT AND MAY NOT BE ALTERED, CHANGED, MODIFIED, DISTRIBUTED OR USED FOR CONSTRUCTION UNLESS PROVIDED WITH A WRITTEN AGREEMENT WITH GEORGE E. MERCURY, LLC. WRITTEN DIMENSIONS ON THESE DRAWINGS SHALL HAVE PRECEDENCE OVER SCALED DIMENSIONS. CONTRACTORS SHALL VERIFY AND BE RESPONSIBLE FOR ALL DIMENSIONS AND FIELD CONDITIONS ON THE JOB AND NOTIFY THE ARCHITECT OF ANY DISCREPANCIES.

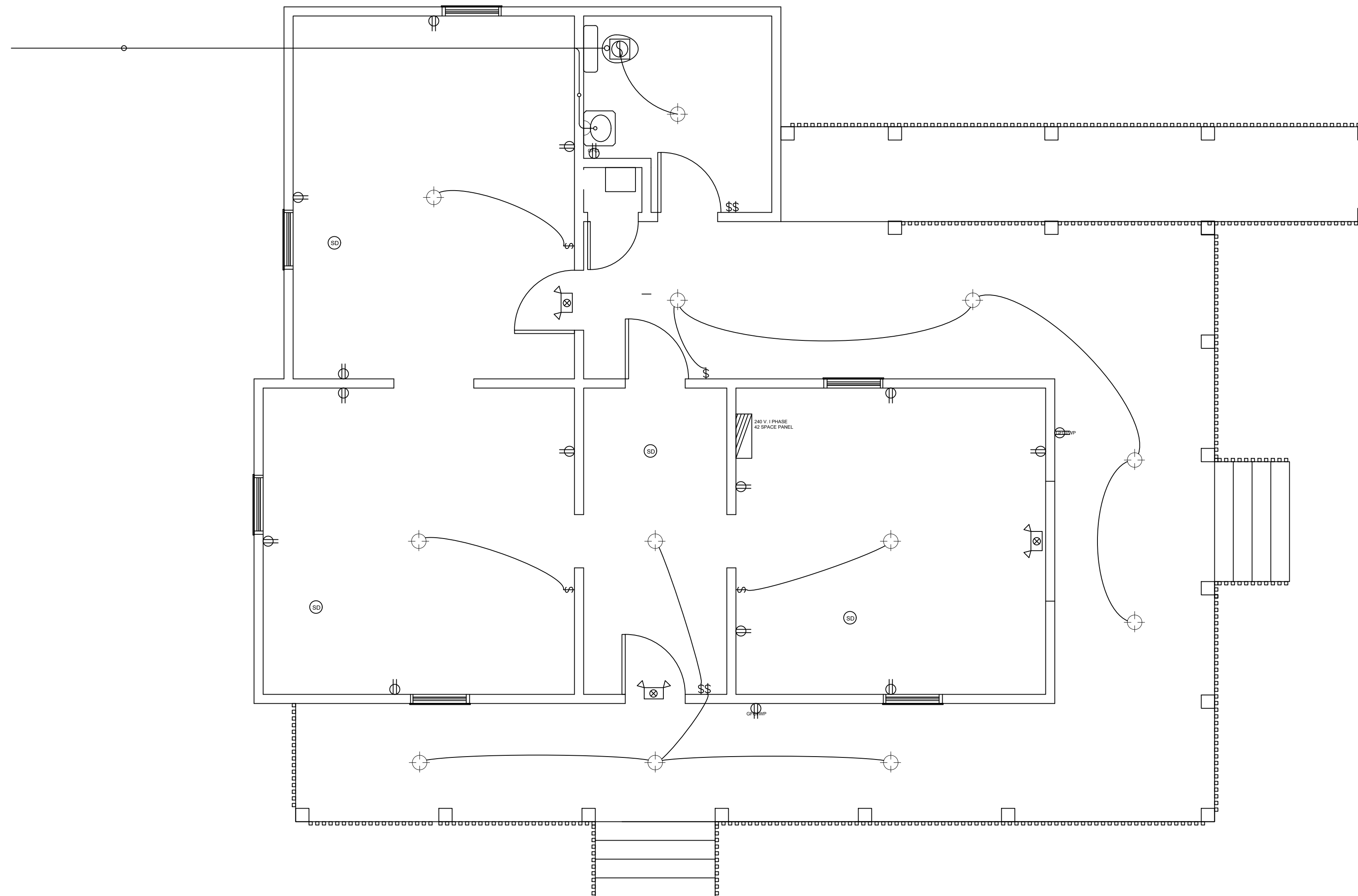
SHEET
PLUMBING PLAN
P1.0
HALL COUNTY

ELECTRICAL NOTES

1. ALL WIRING TO CONFORM TO NEC AND ALL LOCAL CODES.
2. ALL EQUIPMENT TO BE PROPERLY GROUNDED.
3. NO MORE THAN (6) DUPLEX OUTLETS PER 20 AMP CIRCUIT.
NO MORE THAN 16 AMPS PER 20 AMP LIGHTING CIRCUIT.
4. ALL COMPUTER OUTLETS TO BE OF THE "ISOLATED GROUND" TYPE AND PROPERLY GROUNDED.
5. ELECTRICAL CONTRACTOR TO BE RESPONSIBLE FOR ALL ELECTRICAL PERMITS AND FEES ASSOCIATED WITH THE COMPLETE ELECTRICAL SYSTEM.
6. ELECTRICAL CONTRACTOR IS TO CHECK WITH UTILITY COMPANY FOR THE AVAILABLE FAULT CURRENT AND SIZE BREAKERS ACCORDINGLY.
7. NO WIRING SMALLER THAN #12 THW UNLESS NOTED ON PLAN.
8. ELECTRICAL CONTRACTOR TO PROVIDE DISCONNECTS AT ALL H.V.A.C. EQUIPMENT PER THE N.E.C.
9. ELECTRICAL CONTRACTOR TO VERIFY TYPE CEILING BEFORE ORDERING LIGHT FIXTURES.
10. ALL WIRING TO BE IN E.M.T. OR MC CABLE, UNLESS OTHERWISE APPROVED.
11. ALL CIRCUITS SWITCHED AS SHOWN ON PLAN.
12. ALL WORK TO BE COMPLETED IN A GOOD WORKMANSHIP LIKE MANNER.
13. THE BRANCH CIRCUIT FEEDING THE UNIT EQUIPMENT (EMERGENCY LIGHTING) SHALL BE THE SAME BRANCH CIRCUIT AS THAT SERVING THE NORMAL LIGHTING IN THE AREA AND CONNECTED AHEAD OF ANY LOCAL SWITCHES.
14. ALL NEUTRALS AND GROUNDS ARE TO BE SEPARATED IN SUBPANELS PER N.E.C.
15. CONDUIT UNDER AND IN SLAB SHALL BE SCH. 40 PVC.
16. ALL CONDUCTORS TO BE COPPER.
17. ALL PANEL BOARDS TO HAVE COPPER BUSES.
18. ELECTRICAL CONTRACTOR TO LABEL ALL PANEL BOARD DIRECTORIES.

POWER LEGEND

-  FLUSH (2) WAY TOGGLE SWITCH
-  DUPLEX RECEPTACLE
-  GFCI PROTECTED RECEPTACLE
-  EMER TWINHEAD EMERGENCY- EXIT LIGHT / BATTERY/BACKUP
-  EMER TWINHEAD EMERGENCY LIGHT W/ BATTERY/BACKUP
-  BATHROOM EXHAUST FAN
-  MH METAL HALIDE WALL PACK
-  200 AMP SINGLE PHASE PANEL
-  2 X 4 LAY-IN FLUORESCENT LIGHT
-  4' FLUORESCENT STRIP LIGHT
-  METER LOCATION
-  EQUIPMENT DISCONNECT
-  KEYLESS CEILING FIXTURE
-  CAN TYPE CEILING FIXTURE
-  WALL MNT LIGHT
-  PD PHONE/DATA
-  SD SMOKE DETECTOR



ELECTRICAL PLAN
SCALE: 1/4" = 1'-0"

**GEORGE E
MERCURY, LLC**

2205 OLD HAMILTON PL
SUITE 400
GAINESVILLE, GA
30501
FAX: 770.534.1795
CELL: 678.283.5898

PROJECT

WHITE SULPHUR FARM MARKET

3621 WHITE SULPHUR ROAD
GAINESVILLE, GA 30507

PROJECT OWNER

LEE HEMMER

3945 REYNOLDS RD
GAINESVILLE, GA
30507

ISSUED FOR CONSTRUCTION: 04/28/23
PRELIMINARY NOT FOR CONSTRUCTION: 06/20/23

MARK	DATE	DESCRIPTION	ISSUED FOR REVIEW
	04/28/23	ISSUED FOR REVIEW	
	06/20/23	REVISION 1	












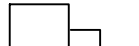





© COPYRIGHT 2023 ALL IDEAS, DESIGN, DIAGRAMS, ELEVATIONS AND PLANS INDICATED OR REPRESENTED BY THIS DRAWING ARE THE PROPERTY OF GEORGE E. MERCURY, LLC AND WERE CREATED AND DEVELOPED FOR THE SPECIFIED PROJECT AND MAY NOT BE ALTERED, CHANGED, MODIFIED, DISTRIBUTED OR USED FOR CONSTRUCTION UNLESS PROVIDED WITH A WRITTEN AGREEMENT WITH GEORGE E. MERCURY, LLC. WRITTEN DIMENSIONS ON THESE DRAWINGS SHALL HAVE PRECEDENCE OVER SCALED DIMENSIONS. CONTRACTORS SHALL VERIFY AND BE RESPONSIBLE FOR ALL DIMENSIONS AND FIELD CONDITIONS ON THE JOB AND NOTIFY THE ARCHITECT OF ANY DISCREPANCIES.

SHEET
E1.0
HALL COUNTY

ELECTRICAL NOTES

1. ALL WIRING TO CONFORM TO NEC AND ALL LOCAL CODES.
2. ALL EQUIPMENT TO BE PROPERLY GROUNDED.
3. NO MORE THAN (6) DUPLEX OUTLETS PER 20 AMP CIRCUIT.
NO MORE THAN 16 AMPS PER 20 AMP LIGHTING CIRCUIT.
4. ALL COMPUTER OUTLETS TO BE OF THE "ISOLATED GROUND" TYPE AND PROPERLY GROUNDED.
5. ELECTRICAL CONTRACTOR TO BE RESPONSIBLE FOR ALL ELECTRICAL PERMITS AND FEES ASSOCIATED WITH THE COMPLETE ELECTRICAL SYSTEM.
6. ELECTRICAL CONTRACTOR IS TO CHECK WITH UTILITY COMPANY FOR THE AVAILABLE FAULT CURRENT AND SIZE BREAKERS ACCORDINGLY.
7. NO WIRING SMALLER THAN #12 THW UNLESS NOTED ON PLAN.
8. ELECTRICAL CONTRACTOR TO PROVIDE DISCONNECTS AT ALL H.V.A.C. EQUIPMENT PER THE N.E.C.
9. ELECTRICAL CONTRACTOR TO VERIFY TYPE CEILING BEFORE ORDERING LIGHT FIXTURES.
10. ALL WIRING TO BE IN E.M.T. OR MC CABLE, UNLESS OTHERWISE APPROVED.
11. ALL CIRCUITS SWITCHED AS SHOWN ON PLAN.
12. ALL WORK TO BE COMPLETED IN A GOOD WORKMANSHIP LIKE MANNER.
13. THE BRANCH CIRCUIT FEEDING THE UNIT EQUIPMENT (EMERGENCY LIGHTING) SHALL BE THE SAME BRANCH CIRCUIT AS THAT SERVING THE NORMAL LIGHTING IN THE AREA AND CONNECTED AHEAD OF ANY LOCAL SWITCHES.
14. ALL NEUTRALS AND GROUNDS ARE TO BE SEPARATED IN SUBPANELS PER N.E.C.
15. CONDUIT UNDER AND IN SLAB SHALL BE SCH. 40 PVC.
16. ALL CONDUCTORS TO BE COPPER.
17. ALL PANEL BOARDS TO HAVE COPPER BUSES.
18. ELECTRICAL CONTRACTOR TO LABEL ALL PANEL BOARD DIRECTORIES.

POWER LEGEND

-  FLUSH (2) WAY TOGGLE SWITCH
-  DUPLEX RECEPTACLE
-  GFCI PROTECTED RECEPTACLE
-  EMER TWINHEAD EMERGENCY- EXIT LIGHT / BATTERY/BACKUP
-  EMER TWINHEAD EMERGENCY LIGHT W/ BATTERY/BACKUP
-  BATHROOM EXHAUST FAN
-  METAL HALIDE WALL PACK
-  200 AMP SINGLE PHASE PANEL
-  2 X 4 LAY-IN FLUORESCENT LIGHT
-  4' FLUORESCENT STRIP LIGHT
-  METER LOCATION
-  EQUIPMENT DISCONNECT
-  KEYLESS CEILING FIXTURE
-  CAN TYPE CEILING FIXTURE
-  WALL MNT LIGHT
-  PHONE/DATA
-  SMOKE DETECTOR

PANELBOARD "A" SCHEDULE					
MNTG: SURFACE--NQOB PANEL			ISC SYM: 10,000		
MAIN: 200 AMP M.L.O.		VOLTAGE: 120/240		SINGLE PHASE WIRE: 3/G	
CKT #	TRIP POLE	DESCRIPTION	DESCRIPTION	TRIP POLE	CKT #
1	20 / 1	LIGHTING	LIGHTING	20 / 1	2
2	20 / 1	LIGHTING	LIGHTING	20 / 1	4
5	20 / 1	LIGHTING	LIGHTING	20 / 1	6
7	20 / 1	LIGHTING	WATER	20 / 1	8
9	20 / 1	LIGHTING	HEATER	30	10
11	20 / 1	RECEPTACLES	RECEPTACLES	2	12
13	20 / 1	RECEPTACLES	RECEPTACLES	20 / 1	14
15	20 / 1	RECEPTACLES	RECEPTACLES	20 / 1	16
17	20 / 1	RECEPTACLES	RECEPTACLES	20 / 1	18
19	30	HEAT	HP BLOWER	30	20
21	2	PUMP	COIL / 5KW HEAT	2	22
23		OPEN	OPEN		24
25					26
27					28
29					30
31					32
33					34
35					36
37					38
39					40
41					42

GEORGE E MERCURY, LLC

2205 OLD HAMILTON PL
SUITE 400
GAINESVILLE, GA 30501
FAX: 770.534.1795
CELL: 678.283.5898

PROJECT

WHITE SULPHUR FARM MARKET

3621 WHITE SULPHUR ROAD
GAINESVILLE, GA 30507

PROJECT OWNER

LEE HEMMER

3945 REYNOLDS RD
GAINESVILLE, GA
30507

RELEASED FOR CONSTRUCTION: 04/28/2023
PRELIMINARY NOT FOR CONSTRUCTION: 06/04/2020

ISSUED

MARK	DATE	DESCRIPTION	ISSUED FOR REVIEW
	04/28/23		
	06/20/23	REVISION 1	

© COPYRIGHT 2023 ALL IDEAS, DESIGNS, DIAGRAMS, ELEVATIONS AND PLANS INDICATED OR REPRESENTED BY THIS DRAWING ARE THE PROPERTY OF GEORGE E. MERCURY, LLC AND WERE CREATED AND DEVELOPED FOR THE SPECIFIED PROJECT AND MAY NOT BE ALTERED, CHANGED, MODIFIED, DISTRIBUTED OR USED FOR CONSTRUCTION UNLESS PROVIDED WITH A WRITTEN AGREEMENT WITH GEORGE E. MERCURY, LLC. WRITTEN DIMENSIONS ON THESE DRAWINGS SHALL HAVE PRECEDENCE OVER SCALED DIMENSIONS. CONTRACTORS SHALL VERIFY AND BE RESPONSIBLE FOR ALL DIMENSIONS AND FIELD CONDITIONS ON THE JOB AND NOTIFY THE ARCHITECT OF ANY DISCREPANCIES.

SHEET
ELECTRICAL PLAN
E2.0
HALL COUNTY