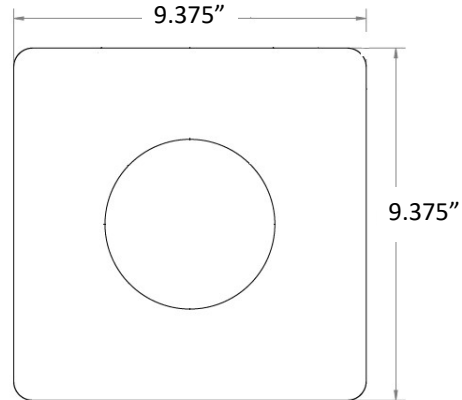





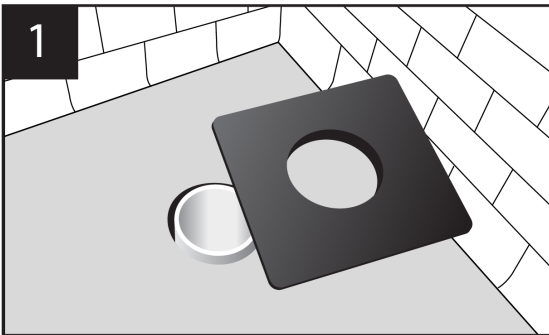
## CLOSET FLANGE STABILIZER

### Specifications:

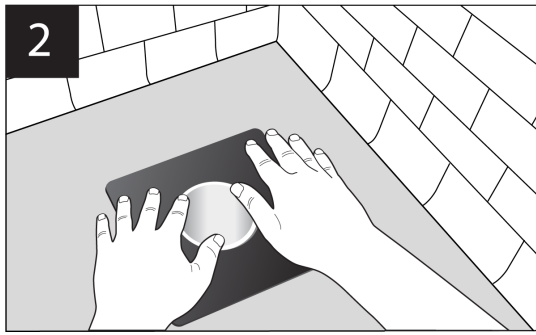
Furnish and install Water-Tite closet flange stabilizer to eliminate water closet rocking. Optimal for concrete slab or wooden floors. Product shall be Water-Tite product code checked below as manufactured by IPS Corporation.



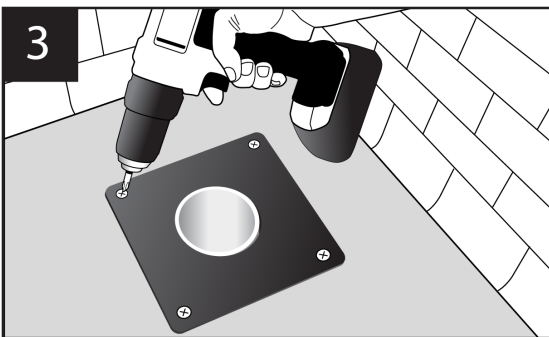
### Installation Instructions:



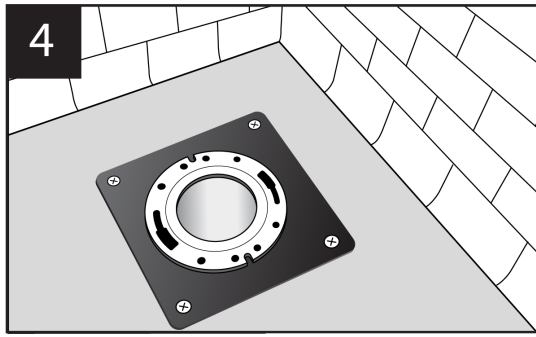
1 Mark and cut pipe so that top of pipe is slightly above floor level. Use the base of the stabilizer to measure proper pipe height.



2 Push stabilizer flush to floor.



3 Secure stabilizer to sub floor with screws or nails.



4 Install closet flange on top of Closet Flange Stabilizer.

✓	Product Code #	Model #	Product Description	Case Qty
	86133	CS4	4" Closet Flange Stabilizer	25

**IPS**  
CORPORATION

500 Distribution Parkway, Collierville, TN 38017 ■ 800-888-8312 ■ Fax: 901-853-5008 ■ [www.ipscorp.com](http://www.ipscorp.com) ■ [plumbing@ipscorp.com](mailto:plumbing@ipscorp.com)