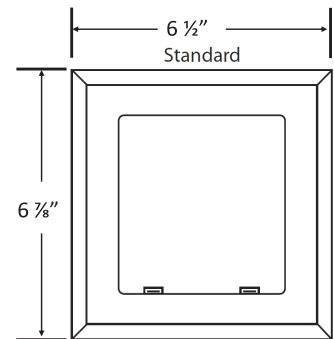
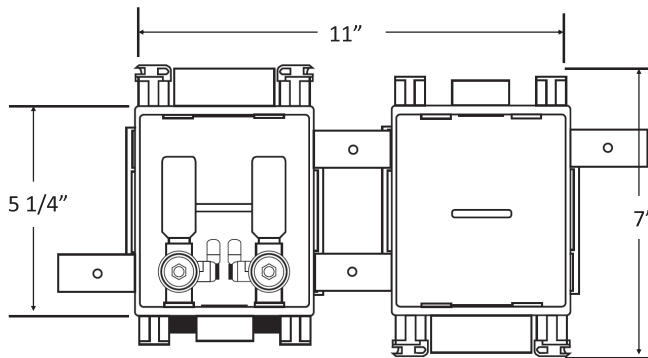




MultiBox™, Washing Machine Outlet Box & Aux. Drain Box System with Quarter Turn Arrester Valves



Specifications: Furnish and install MultiBox Washing Machine Outlet Box and Auxiliary Drain Box System. Boxes may be inter-connected or installed separately. Valve box includes DWV drain to capture hose leaks, while the drain box contains 2" drain with integrated knock-out for DWV testing. Unit shall be Water-Tite product code checked below, as manufactured by IPS Corporation.

Box Material: Hi-Impact Resin

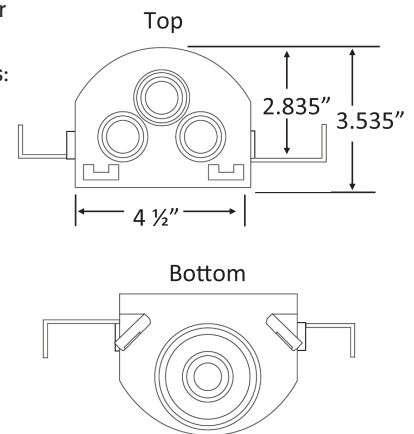
Valve: Qtr. Turn Arrester Valves with Sweat, CPVC, PEX, Wirsbo or REHAU EVERLOC+™ connection as checked below. Valves comply with ASME A112.18.1/CSA B125.1-05. Arresters comply with ASSE 1010.

Available Accessories: Water Softener Adapter; Condensate Adapter; 3 Universal Faceplates: Open, Solid and Louvered Stabilizer Bar

Box Certification:



Valve Certification:



PRODUCT	DESCRIPTION	MODEL	UNITS/CASE
Hammer Arrestor Standard Packs			
82914	Dual Box System w/Hammer Arresters, 1/2" Sweat	MB1200HA	10
82915	Dual Box System w/Hammer Arresters, 1/2" CPVC	MB1201HA	10
82916	Dual Box System w/Hammer Arresters, 1/2" F1807	MB1202HA	10
83021	Dual Box System w/Hammer Arresters, 1/2" F3347	MB1222HA	10
82917	Dual Box System w/Hammer Arresters, 1/2" F1960	MB1211HA	10
83174	Dual Box System w/Hammer Arresters, 1/2" REHAU EVERLOC+™	MB1205HA	10
Hammer Arrestor Contractor Packs			
82918	Dual Box System w/Hammer Arresters, 1/2" Sweat	MB1200HACP	10
82919	Dual Box System w/Hammer Arresters, 1/2" CPVC	MB1201HACP	10
82920	Dual Box System w/Hammer Arresters, 1/2" F1807	MB1202HACP	10
82921	Dual Box System w/Hammer Arresters, 1/2" F1960	MB1211HACP	10
82954	Dual Box System Single Lever w/Hammer Arresters, 1/2" F1960	MB1211SLHACP	10
83175	Dual Box System w/Hammer Arresters, 1/2" REHAU EVERLOC+™	MB1205HACP	10
82945	Replacement Faceplate	MBF1200	1
Less Frame			
82867	Dual Box System w/Hammer Arresters, 1/2" F3347, Less Frame	MB1222HALF	10