



Chem-Vent®

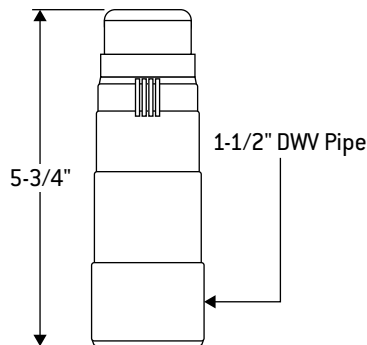
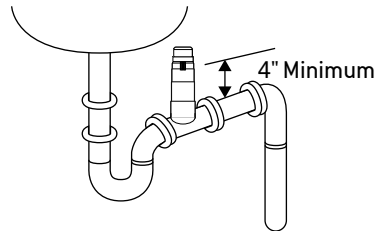


Figure 1



Chem-Vent shall be located a minimum of 4" above the trap arm (horizontal branch drain) from the bottom of the valve seal

Figure 2

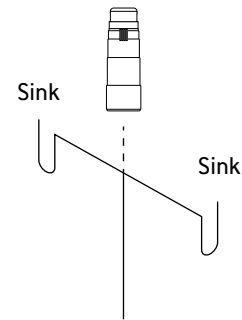


Figure 3

1. The Chem-Vent® comes with an integral extended Flame-Retardant Polypropylene (FR-PP) sch 40 tail piece (see figure 1) that allows direct mounting on any commercially available 1-1/2" FR-PP sanitary Tee.
 - a. The Sch 40 dimensions of the Chem-Vent® tail piece allow direct mounting on any fusion or mechanical joint fitting.
 - b. Follow acid waste piping manufacturer's joining instruction to install the Chem-Vent® on a molded FR-PP sanitary Tee.
 - c. The Chem-Vent® is manufactured from Flame-Retardant Polypropylene (FR-PP) conforming to ASME D4101 (Standard Specification for Polypropylene Injection and Extrusion Materials.)
2. Installation shall be in accordance with manufacturer's installation instructions and local code requirements.
3. The Chem-Vent® must be installed in a vertical position – maximum offset from vertical position is 15 degrees.
4. The Chem-Vent® must be installed a minimum of 4 inches above the trap arm (horizontal branch drain) as measured from the bottom of the valve seal. (See Figure 2)
 - a. Integral tail piece will always guarantee compliance with this dimension when valve is installed on any molded FR-PP Sanitary Tee via either mechanical joint or electrofusion.
 - b. Do not cut or shorten the integral tail piece.
5. The Chem-Vent® must be installed after the testing of the drainage system (after rough-in) is complete.
6. The Chem-Vent® must be installed in an accessible location that permits free movement of air into the valve.
7. The Chem-Vent® is rated for either single fixture applications (see figure 2) or small group of sinks (see Figure 3) not to exceed 3 Drainage Fixture Units (DFUs) for 1-1/2" pipe or 6 DFUs for 2-inch pipe.
8. The Chem-Vent® shall not be used in a single stack waste and vent application and shall only vent fixtures that are on the same floor level and connect to a horizontal branch, unless using a two-stack waste and vent system installed per local code..
9. The Chem-Vent® is an air admittance valve, and as such, does not relieve positive pressure in the line.
10. For installation in chemical waste systems with a temperature range between –40°F and +212°F. Capable of withstanding peak internal flow temperatures up to +212°F.
11. A minimum of one open pipe vent shall extend to the open air for every building plumbing drainage/chemical waste system.
12. The Chem-Vent® can be used to vent sump pumps or tanks when installed in an engineered system and in accordance with the details in the Studor Engineering Products Manual 10th Edition, page 30.
13. This device is not a substitute for all conventional venting solutions. Please contact IPS for the proper installation method of venting where pumps, pressurized flushing devices, or multiple floors are encountered.
14. **WARNING:** Studor Chem-Vent® cannot be installed in applications where vented fumes are required to pass through biological and/or chemical filters before being released to the atmosphere.