

BLONDME^{®/MD} BASE BREAKER

QUICK-FIX FOR THE IDEAL ROOT
TRANSITION AND SOFT NEUTRALIZATION



BENEFITS:

- Integrated Bonding Technology to minimize hair breakage
- Up to 1 level of lift
- Soft tone deposit in 5-10 minutes
- Gentle ammonia-free formula with Aloe extract
- Gel consistency for easy mixing, fast application and full saturation

TIPS:

- Apply on damp or towel-dried hair
- Suitable for bowl and brush or bottle application




SERVICE OFFERINGS:

ROOT TRANSITION:

Root transition after or in between foiling or balayage services.

BASE BREAKING:

Base breaking and neutralizing unwanted warm undertones in one service step.



AFTER COLOR BOND CREATION SERVICE:



Rinse Color



BLONDME
Shampoo



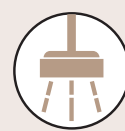
Rinse



BLONDME
Conditioner or Mask



2-15 min.*
*According to Product



Rinse

SHADE ASSORTMENT:

		SOFT COOL	COOL	EXTRA COOL
BASE	10			
	9	✓		
	8	✓		
	7	✓	✓	
	6		✓	
	5			✓

SOFT COOL

Optimal balancing results with softest neutralization effect, suitable for light to medium pre-lightened blonde hair bases.


COOL

Optimal balancing results with anti-yellow effect, suitable for light to medium pre-lightened blonde hair bases.

EXTRA COOL

Optimal balancing results with strongest neutralization and anti-orange effect suitable for medium to dark pre-lightened blonde hair bases.

COUNTERACT UNWANTED WARMTH FROM THE UNDERTONE:

	NATURAL BASE COLOR		UNDERLYING PIGMENTS
10	ULTRA BLONDE		PALE YELLOW
9	EXTRA LIGHT BLONDE		YELLOW
8	LIGHT BLONDE		YELLOW ORANGE
7	MEDIUM BLONDE		ORANGE YELLOW
6	DARK BLONDE		ORANGE
5	LIGHT BROWN		ORANGE RED
4	MEDIUM BROWN		RED ORANGE
3	DARK BROWN		RED
2	BLACK BROWN		DARK RED
1	BLACK		DARK RED BROWN

APPLICATION:

- Mix BLONDME Base Breaker with BLONDME Premium Oil Developer 1:1. Use BLONDME Premium Developer 2% (7 Vol.) for medium to fine hair and BLONDME Premium Developer 6% (20 Vol.) for medium to coarse hair.
- Leave on for up to 10 minutes, allow visual control. No additional heat recommended.
- Rinse thoroughly. Shampoo quickly with suitable BLONDME shampoo, rinse, and then apply suitable BLONDME conditioner or mask. Rinse.

TIPS:

- Start the application from the back and work up to the front.
- For a brighter break around the face use 6% (20 Vol.) in the front, and 2% (7 Vol.) in the back.
- For softer results apply to damp hair.
- For brighter results apply to dry hair.