



2012 COLUMBUS CREW MEDIA GUIDE

MARSHALL #14

TWO-TIME MLS
DEFENDER OF THE YEAR



THECREW.COM



The
Official
Jersey
Sponsor
of the
Columbus
Crew.

ORIGINAL

Barbasol®

2012 COLUMBUS CREW MEDIA GUIDE

COLUMBUS CREW

One Black & Gold Blvd.
Columbus, OH 43211
Phone: (614) 447-2739 (CREW)
Fax: (614) 447-4109
TheCrew.com
Blog: BlackandGoldStandard.com
Twitter: twitter.com/Columbus_Crew
Facebook: facebook.com/columbuscrew



THE CREW

Crew Directory and Staff.....	2
Remembering Our Founder Lamar Hunt.....	5
Investor-Operator Clark K. Hunt.....	6
Ron Pizzuti and Local Investors.....	7
HSG President John Wagner.....	7
General Manager Mark McCullers.....	8
Technical Director Brian Bliss.....	9
Head Coach Robert Warzycha.....	10
Assistant Coaches.....	11
Team Staff.....	12
Crew Youth Development.....	14
Crew History.....	15
Important Dates in Crew History.....	21
Crew Broadcast Information.....	28
Crew Name, Logos and Mascot.....	29
Crew in the Community, Crew Foundation.....	30
The Birth of Columbus Crew Stadium.....	31
Crew Stadium Highlights.....	32
Crew Training Center at Obetz.....	33
Columbus, Ohio.....	34

CREW PLAYERS

Crew Head Shots.....	36
Crew Roster.....	38
How the Crew was Built.....	38
Pronunciation Guide.....	39
Crew Player Bios.....	40

2011 SEASON IN REVIEW

2011 Crew Results.....	76
2011 Regular Season Statistics.....	77
2011 Stats-at-a-Glance.....	78
2011 Game-by-Game.....	79
2011 Crew Playoff Statistics.....	81
2011 Crew Playoff Statistics at a Glance.....	82
2011 CONCACAF Champions League Statistics.....	83
2011 U.S. Open Cup Statistics.....	84
2011 Crew Reserve League Stats.....	85
2011 Crew Reserve League Game by Game.....	86
2011 Crew Lineups.....	87
2011 Crew Box Scores.....	90

CREW HISTORY

All-Time Records vs. MLS Opponents.....	94
All-Time Results.....	95
All-Time MLS Crew Coaching Records.....	100
All-Time Regular Season Statistics.....	101
All-Time Regular Season Statistics at a Glance.....	104
All-Time Playoff Statistics.....	105
All-Time Playoff Statistics at a Glance.....	106
Lamar Hunt U.S. Open Cup.....	107
All-Time Crew U.S. Open Cup Statistics.....	108
All-Time Crew Open Cup Results.....	110
All-Time Lineups.....	113
All-Time Award Winners.....	135
All-Time Attendance.....	136
Crew Firsts.....	137
Crew Draft History.....	138
All-Time Player Register.....	140
Condensed Player Register.....	165

CREW RECORDS

Regular Season Team Records.....	170
Regular Season Individual Records.....	174
Playoff Team Records.....	181
Playoff Individual Records.....	185
Crew Yearly Leaders.....	189
Big Game Performances.....	194
All-Time Penalty Kick Record.....	196

MAJOR LEAGUE SOCCER

MLS Rules of Competition.....	200
2012 Player Rules and Regulations.....	202
MLS League Schedule & National TV.....	205
2012 MLS Standings, Playoffs, Statistical Leaders.....	208
Chicago Fire.....	210
D.C. United.....	212
Houston Dynamo.....	214
New England Revolution.....	217
New York Red Bulls.....	219
Philadelphia Union.....	221
Sporting Kansas City.....	222
Toronto FC.....	224
Chivas USA.....	225
Colorado Rapids.....	226
FC Dallas.....	228
Los Angeles Galaxy.....	229
Portland Timbers.....	231
Real Salt Lake.....	232
San Jose Earthquakes.....	234
Seattle Sounders FC.....	236
Vancouver Whitecaps.....	237

CREW MEDIA INFORMATION

Media Information.....	240
Crew on the Road.....	241
Key Media List.....	242
2012 Crew Schedule.....	244

CREDITS

Editors.....	Dave Stephany
.....	Marco Rosa
Page Design & Layout.....	Ryan Starr
Cover Design.....	Will Bennett
Photography.....	Jamie Sabau, Getty Images,
.....	Greg Bartram, Better Image Photography

DARE TO BE MASSIVE



COLUMBUS CREW DIRECTORY

CREW ADMINISTRATIVE STAFF

President & General Manager	Mark McCullers
Sr. VP, Sales and Marketing	Mike Malo
Sr. VP, Soccer Business Development/Executive Director	
Crew Juniors	Andrew Arthurs
VP, Operations	Scott DeBolt
VP, Finance & Administration	Tom Patton
VP, Ticket Sales	Clark Beacom
VP, Corporate Partnerships	Chris Previte
Sr. Director, Corporate Partnerships	Paul Howard
Sr. Director, Stadium Business Development	
Sr. Director, Communications & Community Relations/	Ryan Smith
Executive Director, CSF	Dave Stephany
Director, Client Services	Tom Bowden
Director, Marketing & Promotions	Arica Kress
Director, Event Services	Amber Louck
Director, Soccer Business Development	Jeremy Parkins
Director, Stadium Grounds	Weston Appelfeller
Director of Coaching, Crew Juniors/CSA	Billy Thompson
Director of Coaching, Crew Youth	James Field
Director of Programming, Crew Youth	Tyler Thompson
Director of Facilities	Ted Hilt
Assistant Technical Director	Duncan Oughton
Digital Content Editor	TJ Ansley
Creative Services Manager	Will Bennett
Merchandise Manager	Jenn Davis
Communications Manager	Marco Rosa
Community Relations Manager/Development & Program	
Specialist, CSF	Robin Ungerleider
CSF Development & Program Assistant	Keiana Mitchell
Advertising & Promotions Manager	Megan Kingston
Client Services Coordinator	Madeline Davis
Client Services Coordinator	Tara Herald
Partnership Marketing Coordinator	Desiree Perez
Partnership Marketing Coordinator	Penny Wascovich
Corporate Partnerships Account Executive	Svea Seifner
Fan Development Coordinator	Dan Lalli
Staff Accountant	Michelle Weingarten
Accounting Clerk	Meghan McInnes
Event Services Coordinator	Jordan Enke
Assistant Director of Stadium Grounds	Ray White
Groundskeeper	Ben Jackson
Assistant to the President/GM	Breanne Richey
Assistant to the Vice Presidents	Anne Ramos
Manager, Season Ticket Sales	Adam Carney
Manager, Group Sales	Konstantin Haerle
Senior Account Executive, Season Tickets	Phil Goldfarb
Account Executives, Season Tickets	Bobby Camilleri, Kaitlin Harnish,
	Will Hough, Harrison Kirschbaum, Melanie Seiser

Account Executives, Group Sales	Avin Assomull, Sam Beall,
	Becca Voss, Nick White
Ticket Sales Representatives	Joseph Brannen, Alejandro Cuba,
	Simone DiSalvo, Danny Fields, Tyler Hill, Erik Leib,
	Emeka Mbanefo, Erik McCool, Jarrad Phillips, Dan Williams
Sr. Manager, Ticket Operations	Jason Decker
Sr. Coordinator, Ticket Operations	Michelle Silm
Database Marketing Coordinator	Ben Wang
Sodexo General Manager	Scott Bolster

TEAM OFFICIALS

Investor-Operator	The Hunt Family
Columbus Investors	Ron Pizzufi and local investors
President, Hunt Sports Group	John Wagner

TEAM STAFF

Technical Director	Brian Bliss
Head Coach	Robert Warzycha
Assistant Coaches	Ricardo Iribarren, Mike Lapper,
	Vojislav "Scoop" Stanisic, Duncan Oughton
Strength and Conditioning Coach	Brook Hamilton
Director, Team Operations	Tucker Walther
Head Athletic Trainer	David Lagow
Sr. Coordinator, Athletic Trainer	Phil Watson
Equipment Manager	Rusty Wummel
Massage Therapist	Janel Diebley
Team Doctors	Pete Edwards M.D., Scott Johnson M.D.,
	Scott Van Steyn M.D., Roger Wilt M.D.
Team Chiropractor	Dr. Thomas Corbin
Team Dentist	Herb Postle, D.D.S.

SUPPORT STAFF

Public Address Announcer	Todd Bell
Crew Radio	English: 610 WTVN (AM);
	Spanish: La Mega 103.1 FM
Radio Announcers	English: Neil Sika, John Bluem
	Spanish: Carlos Cordova, Benny Pietrangelo
Crew TV	Fox Sports Ohio (FSO)
TV Announcers	Dwight Burgess, Duncan Oughton
Press Box Staff	Steve Haller, Joe Merth, Dan Nelson

CREW TRAINING CENTER AT OBETZ

4153 Alum Creek Dr.
Obetz, OH 43207
Phone: (614) 492-1283
Fax: (614) 492-1512



COLUMBUS CREW STAFF



TJ Ansley



Weston Appelfeller



Andrew Arthurs



Avin Assomull



Clark Beacom



Sam Beall



Will Bennett



Tom Bowden



Bobby Cammilleri



Adam Carney



Jenn Davis



Madeline Davis



Scott Debolt



Jason Decker



Jordan Enke



James Field



Phil Goldfarb



Konstantin Haerle



Kaitlin Harnish



Tara Herold



Ted Hilt



Will Hough



Paul Howard



Ben Jackson



Megan Kingston



Harrison Kirschbaum



Arico Kress



Dan Lolli



Amber Louck



Mike Malo



Meghan McInnes



Keiana Mitchell



Duncan Oughton



Jeremy Parkins



Tom Patton



Desiree Perez




Chris Previte



Breanne Richey



Anne Romas



Marco Rosa



Steve Sefner



Melanie Seiser



Michelle Silm



Ryan Smith



Dave Stephany



Billy Thompson



Tyler Thompson



Robin Ungerleider



Becca Voss




Ben Wang



Penny Wascovich



Michelle Weingarth



Nick White



Raymond White

REMEMBERING OUR FOUNDER LAMAR HUNT

The Columbus Crew, Major League Soccer and the American sports community at large lost a true treasure on Dec. 13, 2006 when Crew Founder Lamar Hunt passed away peacefully at the age of 74, following a long, valiant battle with prostate cancer.

He is survived by his wife, Norma, their four children, Lamar, Jr., Sharron Munson, Clark and Daniel, and 14 grandchildren.

To honor his memory, in conjunction with the Hunt family, the Crew developed Founder's Park, which was dedicated on July 7, 2007. The memorial tribute replaced Monument Park just south of the Crew Kicker Plaza. It incorporated the existing plaque-on-rock monuments conceived by Hunt and now features a new layout and landscape design, which was one of his interests.

Recognized as one of the greatest sports visionaries in American history, Hunt helped pioneer pro soccer in this country and his contributions to the sport have had a major impact on the sports landscape in the U.S. Bitten by the soccer bug during the 1966 FIFA World Cup, he attended every ensuing World Cup, with the exception of 1978 and 2006. In 2002, he witnessed at least part of a tournament match in each of the 20 venues spread across the co-hosting countries of South Korea and Japan. He served as the co-chairman of the Dallas World Cup Host Committee in 1994.

In 1967, Hunt became an original investor in the Dallas Tornado Soccer Club, in what was known as the United Soccer Association for one season and then the North American Soccer League starting in 1968. In 1971, Hunt won his first professional soccer championship when the Tornado defeated the Atlanta Chiefs. A model franchise during its 14 years, the organization and its legacy was an early catalyst in the development of the game, placing North Texas at the forefront of the American youth soccer explosion.

The Hunt family once again stepped to the forefront of U.S. soccer in 1996 by becoming a charter investor in Major League Soccer. Lamar was joined by his son, Clark, in the Hunt Sports Group as MLS was created with a unique single-entity operating structure, in which investors own an interest in the league in addition to individual teams. The Hunts were the original investor-operators of both the Crew and the Kansas City Wizards.

Hunt made his greatest contribution to soccer in this country in 1998-99 when he funded the construction of Crew Stadium, the

first major-league stadium built specifically for soccer in the United States. The stadium broke ground on Aug. 14, 1998 and was built in just nine months and one day, opening on May 15, 1999 to a sold-out, overflow crowd of 24,741.

In recognition, Hunt was awarded the National Soccer Hall of Fame Medal of Honor that year, becoming just the second person to receive the medal reserved for extraordinary individuals whose positive contributions to soccer at the national level affected the course of soccer history in the United States.

He also saw the U.S. Open Cup tournament renamed in his honor in 1999. The Lamar Hunt U.S. Open Cup, recognized as U.S. Soccer's National Championship, is an annual competition open to all amateur and professional soccer teams affiliated with U.S. Soccer. Dating back to 1914, the single-elimination tournament is the oldest annual team tournament in U.S. sports history.

Hunt's MLS teams won three championships in his lifetime – the Crew's 2002 U.S. Open Cup title and Kansas City's MLS Cup 2000 and 2004 U.S. Open Cup crowns.

After taking over the operations of Dallas in 2003, Hunt's youngest son, Dan, joined Hunt Sports Group. HSG made soccer history again with the construction of Pizza Hut Park in Frisco, Texas, in 2004-05. It has the distinction of being the first soccer stadium built through a coordination of both private and public funds and has become the model for soccer-specific stadiums in the United States.

Following the 2004 season, Hunt was presented the Commissioner's Award by MLS Commissioner Don Garber for being one of the league's founding fathers, as well as a man who championed soccer in the United States for nearly 40 years. In 2005, the U.S. Soccer Foundation, the major charitable arm of soccer in the United States, presented Hunt with the Foundation's Lifetime Achievement Award.

As far back as 1982, Hunt was honored for his efforts to help establish pro soccer in America by being inducted into the National Soccer Hall of Fame in Oneonta, N.Y. Hunt has also been inducted into both the Pro Football Hall of Fame and the International Tennis Hall of Fame, as well as the sports halls of fame of both Missouri and Texas.

Hunt is perhaps best known for helping make pro football history in 1960 by founding and organizing the American Football League and with innumerable subsequent contributions. The Founder of the Kansas City Chiefs, he has been credited with coining the term "Super Bowl" – a game his Chiefs won in 1970. He was the AFL's principal negotiator in the merger talks with the NFL and the AFC championship trophy bears his name.

Appropriately nicknamed "Games" during his childhood, his love of sports was his true passion, an enthusiasm which led to his involvement in six different professional sports leagues and seven sports franchises.

Hunt was born on Aug. 2, 1932 in El Dorado, Ark., and graduated from SMU with a B.S. in Geology in 1956. While at SMU, he was a reserve end on the varsity football team. Hunt was an avid supporter of his alma mater and was an annual fixture at the Cotton Bowl. He and his wife, Norma, were also involved in numerous philanthropic and civic efforts.



Clark, Norma and Dan Hunt (l-r) at the ceremonial unveiling of the statue of their late husband and father, Crew Founder Lamar Hunt, in Crew Stadium's Founder's Park on Aug. 28, 2010.

CLARK K. HUNT

INVESTOR-OPERATOR

A founding investor-operator of Major League Soccer, Clark Hunt remains one of the most innovative and influential members of the MLS Board of Governors. As chairman of the Hunt Sports Group, Hunt oversees the operations of the Hunt family's two MLS interests – the Columbus Crew and FC Dallas.

Son of the late American sports pioneer Lamar Hunt, Clark Hunt shares his father's passion for soccer and the family's vision for the sport's success in the United States. At Lamar's request, Clark engaged in the formative discussions for MLS lending his proven business acumen to the league's financial structure. Now in its 17th season, MLS has earned a stake in the landscape of professional sports and is well-positioned for future growth.

In 1999, Clark Hunt worked closely with his father to construct the first "soccer-specific stadium" in the United States in Columbus. Realizing the vision of Lamar Hunt, the debut of professional soccer at Columbus Crew Stadium on May 15, 1999, represented a pivotal moment in the history of MLS and solidified the



long-term viability of soccer in the United States. Six years later, in 2005, Hunt Sports Group unveiled FC Dallas Stadium, a 145-acre soccer complex in Frisco, Texas, and the home of FC Dallas.

With its 17 tournament-grade fields, permanent event stage and first-class design, FC Dallas Stadium became the model for soccer-specific stadiums in North America. By the 2007 season, less than a decade after the inaugural match in Crew Stadium, more than half of all MLS teams had a soccer-specific stadium to call home – a credit to the vision of Lamar Hunt and leadership of the Hunt Sports Group.

As stadium construction, new investment, player development and a broadening fan base continue to shape the soccer marketplace in North America, Clark Hunt is intimately involved in the development and direction of MLS. Hunt currently serves as one of four members of the MLS Board of Governors appointed to Commissioner Don Garber's Executive Committee. He also chairs the Competition Committee and is a member of the league's Labor and Philanthropy Committees.

In addition to his roles in MLS, Hunt is also a respected voice in the National Football League. Now is in his seventh year as Chairman of the Board of the Kansas City Chiefs, the storied franchise founded by his father, he recently oversaw the expansion and renovation of the iconic Arrowhead Stadium – an extensive modernization project that will keep Kansas City the "home of the Chiefs" for decades to come.

In 2006, Hunt was one of eight NFL owners to serve on the Commissioner Search Committee which recommended Commissioner Roger Goodell as the successor to then-Commissioner Paul Tagliabue. In 2007, Goodell appointed Hunt to the NFL's Digital Media and International Committees, as well as the Executive Committee of the NFL Management Council.

Hunt graduated first in his class at Southern Methodist University in 1987, earning a degree in business administration with a concentration in finance. He was a two-time recipient of the university's highest academic honor, the Provost Award for Outstanding Scholar. While at SMU, he was also a four-year letterman on the Mustangs nationally ranked soccer team, earning first-team Academic All-America honors as a junior and senior and serving as a tri-captain his final season. He was recognized as one of the SMU Cox School of Business Outstanding Young Alumni in 2004 and, in 2005, he was appointed to the Cox School Executive Board of Trustees. Hunt currently serves on the SMU Board of Trustees.

Hunt and his wife, the former Tavia Shackles of Kansas City, are involved in numerous philanthropic efforts. In 2004, the Hunts were part of the grassroots effort behind the formation of Lift Up America – an organization that facilitates widespread compassion and giving through strategic partnerships with corporations and sports teams. Since that time, more than 30 teams have partnered with Lift Up America, and corporations like Cinemark Theaters, Interstate Batteries and Tyson Foods have helped the organization distribute millions of pounds of food and countless other services to people in need worldwide.

Clark Knobel Hunt was born on February 19, 1965 and graduated from the St. Mark's School of Dallas in 1983. The Hunts have three children – Gracelyn, Knobel and Ava.

RON PIZZUTI

INVESTOR-OPERATOR

Ronald A. Pizzuti and Pizzuti Sports Limited head a roster of local investors that includes Benlucas Limited, John G. Hondros, George Jenkins, Diane Keeler, Elizabeth Krumm, John P. McConnell, Joseph Milano Jr., Mark R. Mitchell, Michael T. Radcliffe, Riverside Sports Medicine Inc., TCS Limited Partnership, William White and Wolfe Enterprises Inc.

Pizzuti is Chairman and Chief Executive Officer of The Pizzuti Companies, one of the nation's leading real estate development firms. Headquartered in Columbus, Ohio, Pizzuti has offices in



Chicago and Orlando. Pizzuti's leadership has guided The Pizzuti Companies to planned, steady growth during the past 36 years. He oversees the company's daily operations and focuses on building and maintaining one of the industry's top teams of real estate professionals.

Pizzuti founded the firm in 1976 after a successful career in retailing, which included executive positions at Federated Department Stores and The Limited, Inc. Today, The Pizzuti Companies develops institutional-grade office, industrial and mixed-use projects

throughout the Midwest and Southeast and provides portfolio development, asset and property management, and investment services, which stress quality leadership, innovation and attention to aesthetics. One notable example is SouthPark, a master-planned industrial park located in Grove City, Ohio, known for its beautiful parklike campus with more than 4 million square feet of industrial buildings.

Pizzuti has expanded its portfolio to include well over 40 million square feet of development valued at more than \$1 billion nationwide, and its clients include Fortune 500 companies, as well as numerous national and international businesses.

In recent years, Pizzuti is best known locally for his work on Miranova, a \$150 million project designed by Arquitectonica along the Scioto River. Miranova is a mixed-use development featuring a luxury high-rise condominium tower with more than 100 residences, a 242,000-square-foot Class A office building, a signature restaurant, service retail and a 750-car parking garage. Miranova has served as a catalyst for future downtown development.

A native of Kent, Ohio, Pizzuti is a 1962 graduate of Kent State University, where he earned a bachelor's degree in Business Administration. He was awarded an Honorary Doctorate from Columbus College of Art and Design in 2000.

An industry leader, Pizzuti is a licensed real estate broker in Ohio and active member of numerous national and local real estate industry associations, including the National Association of Industrial and Office Properties (NAIOP) and the Columbus Board of Realtors.

In the community, Pizzuti has served as President of the Board of Trustees for the Columbus Museum of Art and presently serves on the Board of the Wexner Center Foundation. In addition, he served as chairman for both the Board of Trustees of Kent State University and the Columbus Symphony Orchestra.

In 1993, at the request of then-Columbus Mayor Lashutka, Pizzuti led an effort to attract major-league sports to Columbus and was successful in securing Major League Soccer (Crew) and National Hockey League (Blue Jackets) franchises. Pizzuti is a past Chairman of the Ohio Cultural Facilities Commission.

In February of 2000, the Greater Columbus Chamber of Commerce awarded Pizzuti its top honor, the Columbus Award, for his many years of service to the community. Pizzuti and his wife, Ann, received the American Red Cross of Greater Columbus' 2007 Humanitarian of the Year Award for their leadership and active roles in the positive development of the community.

Ron and Ann Pizzuti have three children and four grandchildren.

JOHN WAGNER

PRESIDENT, HSG

John Wagner serves as President of Hunt Sports Group, which is the management company responsible for overseeing certain Hunt family sports investments, including the Columbus Crew and Columbus Crew Stadium.

A member of the Major League Soccer and Soccer United Marketing Board of Governors, Wagner also serves on the league's Audit and Finance Committee and Business Development Committee.

Prior to joining Hunt Sports Group in 1996, Wagner spent 13 years as a CPA in public accounting, the last nine years with Coopers and Lybrand in Kansas City, Missouri. He specialized in entrepreneurial business and family-owned business consulting, with a concentration on federal and state tax related issues.

During his years in public accounting, he managed a joint venture between Hunt Sports Group and Coopers and Lybrand, wherein the joint venture provided consultation on matters of state income tax jurisdictions for the NFL, NBA, NHL and applicable players unions to develop uniformity and efficiency in the complex area of professional athletes' non-resident income tax filings.

Wagner earned his Bachelor of Science Degree at the University of South Dakota and completed his MBA degree at the University of Missouri-Kansas City in 1986. He and his wife, Nancy, reside in Southlake, Texas, a Dallas-Fort Worth suburb. They have three children, Taylor, Amanda and Parker.



MARK McCULLERS

PRESIDENT & GENERAL MANAGER

Mark McCullers, is in his eighth full season as General Manager, having been named to the position on an interim basis on July 9, 2004, and earning the position outright on Jan. 19, 2005. He was subsequently promoted to the position of President, as well, on May 2, 2008. The winningest general manager in club history, he has steered the organization to substantive growth and progress on and off the field.



Over 13 years of dedicated service to the organization began in December 1998 when McCullers came to Columbus to oversee the development of Crew Stadium, the first major-league stadium built specifically for soccer in the U.S. He was promoted to Executive Vice President of the club in Jan. 2001, before becoming the Crew's third General Manager.

The club has reached the pinnacle on the competition side under his direction, winning three MLS Supporters' Shield titles in the last seven seasons and storming to its first MLS Cup championship in 2008. The championship capped a three-year rebuilding plan that was sparked by the signing of Argentine superstar Guillermo Barros Schelotto in 2007. That move brought the club increased international attention and raised its profile on the global soccer stage, and Schelotto went on to win 2008 league and MLS Cup MVP honors.

The Black & Gold became just the second club in league history to win back-to-back Supporters' Shields, in 2008 and 2009, and it advanced to the CONCACAF Champions League championship round in consecutive seasons, as well.

McCullers also initiated the launch of the organization's youth development program, which includes the Crew Soccer Academy, Crew Juniors and Crew Juniors affiliates, and has grown to approximately 3,000 players in less than five years. It was ranked No. 8 in the country by Soccer America in 2010, on the strength of its incredible run to both the Under20 and U-19 national championships that summer. The U-20s repeated as USL Super20 champs in 2011. In fulfilling Major League Soccer's youth development mandate, the Crew has established a youth player experience unparalleled in its region, punctuated by the elite Crew Soccer Academy, the professional club's no-fee player development arm that implements a curriculum developed by the Crew technical staff.

Off the field, McCullers' vision has led the organization's multiple enterprises to significant revenue growth over the past six years. In that time, the Crew has significantly increased gross ticket revenues, while ranking among the top five MLS clubs in paid ticket growth, season ticket renewal rates, partial plan sales and individual game sales. Crew Stadium revenue has increased by more than 60 percent and corporate sponsorship revenue has grown tremendously, as well, buoyed by the first two jersey sponsorships in club history, including Barbasol's new five-year deal.

In 2011 McCullers launched a community pride campaign under the "Dare to be Massive" rallying cry, a key component of which is "Goal 10K," which emphasizes the importance of returning the club's season-ticket base to 10,000.

Throughout his 21-year career, McCullers has maintained a taste for high-impact projects, and facility improvements remain a

priority moving forward. Under his leadership, capital investment in the stadium and OEC campus has exceeded \$10 million. One such project is the permanent amphitheatre-style stage completed in 2008 that has spurred significant growth in the organization's concert business, fueled by the Rock on the Range festival that celebrates its fifth anniversary this year. Rock on the Range has enjoyed 125 percent net revenue growth over its first four years.

Another major accomplishment on that front was the completion of a project in 2010 that resulted in the addition of more than 3,000 new paved parking spaces, following a diligent and lengthy quest to secure state funding for parking lot upgrades. Other capital projects have included the renovations of stadium suites, concession stands and the Upper 90 Club.

In addition to his duties as President & General Manager, McCullers oversees the efforts of the club's charitable arm, the Crew Soccer Foundation, as President of its Board of Directors. Among other accomplishments, he spearheaded the development of CSF's innovative Referee Scholarship and GOALS for KIDS programs, which helped the club and foundation earn Business First Corporate Caring Awards for Education in 2008 and 2011.

He also serves on the Boards of the Buckeye Ranch Foundation, Nationwide Children's Hospital Foundation, Recreation Unlimited Foundation and Experience Columbus, as well as the Greater Columbus Sports Commission Advisory Board.

As General Manager of Crew Stadium, opened on May 15, 1999, McCullers was a key contributor in the historic venue's development and construction and he has been instrumental in luring a succession of marquee events to the facility. Among them are six World Cup Qualifiers, including the coveted USA-Mexico final-round qualifier in each of the last three cycles (2001, 2005 and 2009), the 2003 FIFA Women's World Cup, the 2000 and 2005 MLS All-Star Games, MLS Cup 2001 and the 2001 and 2003 NCAA Men's College Cups.

Prior to joining the Crew, McCullers served nine years at the D.C. Sports and Entertainment Commission, first as Event Manager for RFK Stadium and the D.C. Armory and then as Assistant Stadium Manager at RFK. During his career at RFK, he helped produce some of the most significant soccer events held in the U.S., including the 1994 World Cup, 1996 Olympic Soccer and MLS Cup 1997.

Born August 19, 1962, McCullers earned a BS in Computer Science from the University of Kentucky and a MS in Sports Administration from St. Thomas University (Fla.). He and his wife, Candy, have three children, Corey, Camryn and Carson.



Mark McCullers announces Barbasol partnership with the help of Homegrown player Ben Spears and Crew Junior Courtney Ream.

ROBERT WARZYCHA

HEAD COACH

Robert Warzycha is now in his fourth full season as the Crew's head coach. One of the Crew's all-time greats on the field, he is now in his 11th season on the club's coaching staff overall.



In his superlative first full season at the helm, Warzycha guided the Crew to the 2009 Supporters' Shield title, with a 13-7-10 record, and into the championship round of the 2009-10 CONCACAF Champions League. In recognition of his efforts, he was named a finalist for 2009 MLS Coach of the Year honors.

Warzycha followed that up with a 50-point campaign in 2010 (14-8-8) and advancement to the CONCACAF Champions League Quarterfinals for a second straight

season. In 2011, he led the club to its fourth straight playoff berth.

In the midst of his tenure as an assistant coach, Warzycha distinguished himself during a 16-game stint as the Crew's interim head coach from July 12, 2005 through the end of that season. Warzycha took over a 4-10-2 team and went 7-6-3 the rest of the way, including an impressive 4-4-2 mark on the road.

Following that season he accepted the club's offer to remain on staff as Sigi Schmid's top assistant – in so doing becoming the first Crew assistant ever to sign a multi-year contract – and he played an instrumental role the process that resulted in the club's 2008 Supporters' Shield and MLS Cup championship season.

Warzycha's retirement following the 2002 season capped a highly decorated, 16-year playing career.

A native of Siemkowice, Poland, Warzycha (pronounced var-ZEE-hah) joined the Crew during its inaugural 1996 season and he remains the club's all-time career assists leader, with 61, while ranking fifth in games played (160) and fourth in points (99). He added 19 goals in regular-season play and finished with two goals and nine assists in 17 career playoff games.

One of the more successful international signings in MLS history, Warzycha was a two-time MLS All-Star and the Crew's team MVP in 2000. He is perhaps best remembered for his set-piece proficiency. He spent the 2002 U.S. Open Cup championship season as a player/assistant coach, before moving to the sidelines fulltime in 2003.

Prior to joining the Crew, Warzycha made 47 appearances with the Polish National Team from 1988-95 and enjoyed a three-year stint with Everton of the English Premier League (1991-94), among many career highlights that also included time the Polish and Hungarian top flights.

Warzycha was born on Aug. 20, 1963. He and his wife, Eliza, now naturalized U.S. citizens, have three children, sons Konrad and Bartosz and daughter Olivia. Konrad currently plays for Sporting Kansas City.



Robert Warzycha with first-round selection Ethan Finlay and Crew President & GM Mark McCullers at the 2012 MLS SuperDraft

WARZYCHA'S COACHING RECORDS

All-Time MLS Regular Season

Year	Team	Overall	Home	Away
2005	Columbus Crew (MLS)	7-6-3	3-2-1	4-4-2
2009	Columbus Crew (MLS)	13-7-10	9-2-4	4-5-6
2010	Columbus Crew (MLS)	14-8-8	10-3-2	4-5-6
2011	Columbus Crew (MLS)	13-13-8	9-3-5	4-10-3
Totals		47-34-29	31-10-12	16-24-17

All-Time MLS Playoffs

Year	Team	Overall	Home	Away
2009	Columbus Crew (MLS)	0-2-0	0-1-0	0-1-0
2010	Columbus Crew (MLS)	0-1-1	0-0-1	0-1-0
2011	Columbus Crew (MLS)	0-1-0	0-0-0	0-1-0
Totals		0-4-1	0-1-1	0-3-0

All-Time CONCACAF Champions League

Year	Team	Overall	Home	Away
2009/10	Columbus Crew (MLS)	2-3-3	1-1-2	1-2-1
2010/11	Columbus Crew (MLS)	4-3-1	3-0-1	1-3-0
Totals		6-6-4	4-1-3	2-5-1

All-Time U.S. Open Cup

Year	Team	Overall	(OT/PK)	Home	(OT/PK)	Away	(OT/PK)
2005	Columbus Crew (MLS)	0-1-0	(0-1)	0-1-0	(0-1)	0-0-0	(0-0)
2009	Columbus Crew (MLS)	0-0-1	(0-1)	0-0-0	(0-0)	0-0-1	(0-1)
2010	Columbus Crew (MLS)	3-1-0	(1-0)	2-0-0	(0-0)	1-1-0	(1-0)
2011	Columbus Crew (MLS)	0-1-0	(0-0)	0-1-0	(0-0)	0-0-0	(0-0)
Totals		3-3-1	(1-2)	2-2-0	(0-1)	1-1-1	(1-1)

All-Time Records

All-Time Regular-Season Record

All-Time Composite Record (incl. CCL, USOC)

W	L	T
47	34	29
56	47	35

BRIAN BLISS

TECHNICAL DIRECTOR

Former Crew defender Brian Bliss is in his fifth season as the club's Technical Director, having been the first person ever appointed to the post on Jan. 29, 2008.

The 46-year-old Bliss primarily supports President & General Manager Mark McCullers and head coach Robert Warzycha and the senior coaching staff in the management of player-personnel matters, player assessment and domestic and international scouting. Additionally, Bliss plays a significant role in the ongoing development of the Crew Soccer Academy program and the Crew's youth player-development curriculum.

In fact, he was the head coach of the club's remarkable youth National Championship



double in 2010, guiding both the U-19s to victory in the prestigious McGuire Cup and the U-20s to the United Soccer Leagues Super-20 league title. His Crew Juniors U-20s won their second consecutive USL Super-20 championship in 2011.

A Crew player from 1996-97, when he scored two goals in 31 games, Bliss has enjoyed a 22-year career in professional soccer.

A member of the 1990 U.S. World Cup team, Bliss earned 33 caps with the U.S. National Team overall, from 1984-95, tallying two goals. He also played in the 1995 Copa America tournament and represented the U.S. at the 1988 Olympic Games in Seoul, Korea.

His playing career culminated with Major League Soccer's first three seasons, where he scored two goals and added a pair of assists in 50 MLS games with the Crew, MetroStars and Wizards from 1996-98.

Bliss, who holds a U.S. Soccer Federation 'A' Coaching license, began his coaching career in 1999 as head coach of the A-League's Connecticut Wolves, which he guided to a 22-point improvement that season.

He then returned to Kansas City, where he served as a Wizards assistant coach from 2000-July 2006 and as interim coach from July-Dec. 2006. During his tenure in K.C., the club won MLS Cup and the Supporters' Shield in 2000 and the 2004 U.S. Open Cup.

Following his long tenure with the Wizards, he spent 2007 as the Director of Coaching for the Kansas State Youth Soccer Association.

Prior to MLS, Bliss played for Carl Zeiss Jena (1992-95), Chemnitz FC (1991-92) and Energie Cottbus (1991) of the German Second Division, Boston Bolts (1990) and Albany Capitals (1989) of the APSL and Cleveland Force of MISL (1987-88).

A native of Rochester, N.Y., Bliss played collegiately at Southern Connecticut State University, where he earned a B.S. in Economics. He and his wife, Jacki, have two children, daughter Stella and son Jack.

ASSISTANT COACHES

RICARDO IRIBARREN

Assistant Coach

Former Crew defender Ricardo Iribarren is in his fourth season as a member of the Crew's coaching staff.

The La Plata, Argentina, native (whose name is pronounced ee-REE-bah-RAIN) boasts 26 years of playing and coaching experience, most recently serving as the head coach and director of soccer for the American School Foundation in Mexico City.

Iribarren's coaching experience also includes serving as technical director and head coach for the Pittsburgh Riverhounds (USL1/USL2) from 2003-05 and head coach of Chatham College's (Pa.) women's team from 2001-03, as well as a number of posts at the high school and youth levels. Iribarren's Riverhounds teams went 35-16-4 overall, including a USL2-best 17-2-1 regular-season mark in 2004. During that year the Riverhounds won 17 matches in a row.

Iribarren enjoyed a 17-year playing career that included stints in Argentina, with Estudiantes, Belgrano and Almagro, and Ecuador, with Liga Deportiva Universitaria.

He joined the Crew during its inaugural 1996 season and returned in 1998, notching a goal and four assists in 49 games in Black & Gold overall. Stints with the Milwaukee Rampage (A-League), Dallas Burn (MLS) and Pittsburgh Riverhounds (A-League) followed. He retired upon being named Pittsburgh's head coach in July 2003.

Iribarren, who became a naturalized U.S. citizen on Jan. 25 2011, holds coaching licenses from the U.S., Argentine and Mexican federations and graduated with a degree in Economics from Universidad Nacional de La Plata in 1990. Born Nov. 2, 1967, he and his wife, Evie, have three children, Milena, Blas and Jeremias.



VOJISLAV "SCOOP" STANISIC

Assistant Coach

A native of Belgrade, Serbia, the 48-year-old Stanisic began his playing career in the youth system of Partizan Belgrade at the age of 15. He remained with the storied club until 1984, when he moved to the United States to play for the New York Cosmos' indoor team. He went on to build a reputation as one of the top goalkeepers in the indoor game over the course of a career that lasted until 2001.

Stanisic continued to play outdoors during the indoor off-season for much of his career, including a run in the APSL from 1989-92 with Albany, Washington and Miami. Upon receiving his U.S. citizenship in 1993, Stanisic was placed in the U.S. National Team pool and earned one cap, in a 2-2 tie with El Salvador on March 23, 1993.

In 1996, he transitioned to coaching during the offseason, when he was named head coach of the Franklin & Marshall College women's team. He went 8-6-0 in his lone season there, before moving on to become an assistant coach at Central Missouri from 1997-99. He also coached the Kansas City Mystics of the W-League in from 1999-01 and the Vermont Voltage of the PDL from 2001-03.

Stanisic earned a number of accolades during his indoor career, including MISL Newcomer of the Year in 1987, NPSL Playoff MVP in 1993 and 1997, when his Kansas City Attack teams won NPSL titles, and he was named to the NPSL All-Star Team three times (1995, 1996 and 1998).

Stanisic has also been very active in youth soccer, as the founder and director of coaching for the KC Inter and Indiana Inter Premier soccer clubs between 1998 and 2007. Most recently, he had been working in the private sector in Chicago, where he lived with his 11-year-old son Milan.



MIKE LAPPER

Assistant Coach

Former Crew defender Mike Lapper is in his eighth year as a member of the club's coaching staff.

Upon his retirement in July 2002, Lapper joined the Crew front office as Director of Soccer Business Development, a role he held through 2007 in which he ran the organization's camp and clinic business. He joined the coaching staff concurrently in 2005.

A U.S. World Cup and Olympic Team veteran, Lapper earned his USSF "A" coaching license in January 2006. He has also coached in the national team program, serving as an assistant with the U.S. Under-20 National Team that competed at the 2005 FIFA World Youth Championship in Holland.

A hard-nosed defender during his playing days, Lapper appeared in 110 games for the Crew from 1997-2002, following stints in Europe with VfL Wolfsburg (Germany) and Southend (England). He played in college at perennial power UCLA, where he was a member of the Bruins' 1990 NCAA championship team and earned first-team All-America accolades in 1991.

A native of Huntington Beach, Calif., Lapper was born on Aug. 28, 1970. He and his wife, Tara, have two sons, Kyle and Tyler.



DARE TO BE MASSIVE



TEAM STAFF



BROOK HAMILTON
Strength & Conditioning Coach

Hamilton is in his first season with the Crew. He joins the Club after serving in the same capacity with the Ft. Lauderdale Strikers of the NASL.

Hamilton started his career in 2001 at the world renowned International Performance Institute on the campus of IMG Academies in Bradenton, Fla., where he worked with athletes in a variety of sports, including current and aspiring MLS, NFL, MLB, NBA and NHL players.

In 2009 he was named the head performance coach for the Guangdong Winnerway Tigers of the Chinese Basketball Association. He was responsible for Guangdong's overall performance training protocols, as well as all pre- and post-practice/ game protocols. During his tenure, Guangdong won a gold medal in the Chinese National Games and a CBA league championship.

Hamilton also trained with Yi Jianlian, helping the NBA and Chinese international player prepare for the 2008 Beijing Olympics, and helped develop Real Salt Lake's strength and conditioning program during its inaugural 2005 MLS season.




DAVID LAGOW
Head Athletic Trainer

David Lagow is in his third season with the Crew. He previously served as head athletic trainer for the Charleston Battery (USL-I) from 2008 until he joined the Crew in 2010. He is a current member of U.S. Soccer's athletic trainer pool. He served as Athletic Trainer for the full U.S. Men's National Team during 2010 World Cup qualifying, friendly matches, 2007 CONCACAF Gold Cup and 2007 Copa America.

He has also provided athletic training services for U.S. Sand Soccer, U-23, U-20 and U-18 National Soccer teams, and in 2007 served as the Athletic Trainer for the U.S. Men's Beach Soccer National Team during that year's Beach Soccer World Cup.

Lagow also served as Assistant Athletic Trainer at Emory University (2005-2007) and the College of William and Mary (2003-2005). He received his Bachelor's degree in Physical Education from the College of Charleston in 2001 and his Masters in Physical Education from The Citadel where he also served as Resident Athletic Trainer from 2001-03. While in College, Lagow interned with the New York Knicks and the Atlanta Falcons. He resides in Columbus with his wife, Alison, and their dog Duke..



PHIL WATSON
Assistant Athletic Trainer

Phil Watson is in his first season with the Crew. He received his Undergraduate degree in Athletic Training from Bethel University in St. Paul, MN in 2009 and his Master's of Science in Exercise Science degree from University of Maine-Orono in 2011. While at the University of Maine-Orono, Watson worked with Division I Women's Ice Hockey, Baseball and helped with Women's Soccer. Also during the spring of 2011, he took a trip with a U14B US Club Soccer National Identification Program to Scotland/England. Watson spent the fall of 2011 working with Men's Soccer and Men's Hockey back at Bethel University in Minnesota as well as teaching 4 courses. During the summers from 2008-2011, he worked the Ralph Lundy Soccer Academy camps in N.C., S.C. and Ga. for Coach Lundy and Coach Polson from the College of Charleston and Wofford College, respectively. Watson was born in St. Paul, MN and grew up in Cohasset, MN.



TUCKER WALTHER
Director, Team Operations

Tucker Walther is in his 12th season with the Crew, having been promoted to Director of Team Operations following the 2009 campaign. Walther oversees all of the team's preseason training camps, team travel, scheduling and administrative issues. He also works closely with the technical staff and players in the day-to-day operation of the team.

Walther came to the Crew from D.C. United as the club's Equipment Manager in December 2000. While with D.C., he gained experience in marketing, customer relations, game-day operations and equipment management.

Following the 2004 season, Walther was named the MLS Kwik Goal Equipment Manager of the Year. He has worked with the league on MLS Cup 2000 and the 2005 Sierra Mist MLS All-Star Game.

Simultaneous to his time with D.C. United, Walther worked for the U.S. Men's National Team and was also involved in ticket sales and game-day operations for the 1999 FIFA Women's World Cup at the Washington, D.C., venue.

Walther is a native of Ann Arbor, Mich., and earned a Bachelor of Science in Business Administration from Appalachian State University (Boone, N.C.).



RUSTY WUMMEL

Equipment Manager

Rusty Wummel is the reigning MLS Equipment Manager of the Year. He in his sixth season as the Crew's Equipment Manager, having come to Columbus after spending the 2006 season as an assistant equipment manager with the Chicago Fire, a position he also held from 1999-2002.

In between, he was the New England Revolution's head equipment manager from 2003-05 and he was named the MLS Equipment Manager of the Year following the 2005 campaign.

In December 2009, Wummel handled equipment duties on an 11-day Generation adidas trip to South Africa, during which the contingent had the opportunity to attend the draw for the 2010 FIFA World Cup. In August 2005, he had the distinction of being selected to travel to Spain as the equipment manager for the MLS Select team that took on world-power Real Madrid at its famed Bernabeu Stadium.



PETE EDWARDS, MD

Team Doctor

Dr. Pete Edwards is a proud member of the OhioHealth Sports Medicine Institute, the official healthcare provider of the Crew, and he has served the club as a team physician for all 17 seasons. A sports medicine physician and orthopedic surgeon at the Ohio Orthopedic Center of Excellence, he has also served the U.S. National Team program as a team physician over the years.

Dr. Edwards gained extensive sports experience in Oklahoma City, serving a fellowship with the Oklahoma Center for Athletes. The fellowship entailed being the team doctor for the Oklahoma City 89ers (the Texas Rangers AAA affiliate), the Oklahoma City Blazers of the Central Hockey League, and the Oklahoma City Slickers in the United Systems of Independent Soccer League (USISL).

Dr. Edwards is also an accomplished writer, having been published numerous times on the subject of sports rehabilitation, during his tenure as a team doctor. He attended The Ohio State University as an undergraduate, then for graduate school and medical school, as well. He did his residency at West Virginia University Medical Center.

Doctors Scott Johnson and Roger Wilt complete the staff.



THOMAS CORBIN

Team Chiropractor

Dr. Thomas Corbin has been the Official Chiropractor of the Columbus Crew since 2003. Dr. Corbin and Dr. Dean Haldeman opened Graceland Chiropractic in Clintonville in 2008. He has also worked with other Columbus teams, including the Columbus Destroyers, Columbus Comets and Columbus Stars.

Dr. Corbin graduated from Findlay High School, where he was a goalkeeper on the soccer team and recruited to play at Hiram College. While at Hiram, he received a Bachelor of Arts Degree in Finance and Accounting with a minor in Philosophy. Upon completion of his undergraduate degree, he furthered his education at National University earning a Bachelors of Science and a Doctorate Degree in Chiropractic. Dr. Corbin is a National Board Certified Chiropractic Physician as well as an Eagle Scout.

CREW YOUTH DEVELOPMENT

At the foundation of the Crew's burgeoning youth development system, made up of the Crew Soccer Academy (CSA) and Crew Juniors, is the belief that the long-range success of the program is critical to the growth of soccer in the United States in general, and to the Crew in particular. Soccer America has recognized the club's efforts by ranking it No. 15 in the country in its annual youth club rankings in 2011, and it has been ranked as high as No. 8 (2010).

Directed by Senior VP of Soccer Business Development Andrew Arthurs, CSA and Crew Juniors are committed to creating an unparalleled environment for young players by providing a truly unique experience and aspirational model that includes access to the finest coaches, competition and facilities in the country. Former Crew midfielder Billy Thompson serves as CSA/Crew Juniors Director of Coaching, while Technical Director Brian Bliss is heavily involved in youth development, in addition to the senior team, including coaching the U-19s and U-20s.

Major League Soccer charted new territory among major professional sports leagues in the U.S. in 2006 by launching a league-mandated youth development initiative that enables - and incentivizes - teams to acquire, outside of the annual MLS SuperDraft, top young players that they've developed from their respective home territories, which is the State of Ohio in the Crew's case.

The club signed its first two Homegrown Players in 2011 - forward Aaron Horton and goalkeeper Matt Lampson - and inked a third, midfielder Ben Speas of NCAA-champion North Carolina, in January 2012.

Crew Juniors is the critical base of the club's youth development pyramid, which consists of boys and girls teams from U-8 through U-20.

Given the size of the Crew's home territory, its model includes three local affiliates (Worthington Crew Juniors, Phoenix Crew Juniors and New Albany Crew Juniors), a Cincinnati affiliate (CUP Crew Juniors) along with one in northern Ohio (Challenger Crew Juniors), and a regional partner in Michigan, the Grand Rapids Crew Juniors, which has enjoyed national success including the 2011 USYS U-17 National Championship. Importantly, each affiliate shares the same vision, philosophy, curriculum and commitment to coaching continuing education - along with access to Crew coaches, players, and facilities.

The Crew Juniors base provides the opportunity to progress to the Crew Soccer Academy teams. Those teams are fully funded through the club's ownership group - from coaching to gear, travel, accommodations and meals. With access to such facilities as Crew Stadium and the Crew Training Center at Obetz, along with a national caliber coaching staff, the goal is to provide the finest player development opportunity to up to the best 30 players in the state of Ohio in each age group, regardless of economic standing. They follow a schedule and system designed to replicate the senior team as much as possible, and participate in the U.S. Soccer Development Academy.

The CSA Wolves are in their first season as Crew affiliate. Based in Livonia, Mich., the Wolves are among the most successful youth clubs in the country and won the U-15/16 Development Academy national championship in 2009.

In 2010, the club completed a remarkable double, winning National Championships at both the U-19 (McGuire Cup) and U-20 (USL Super-20 League) levels, and the U-20s repeated as champs in 2011. In 2008, the 17/18s won their region with the fourth-best record in the nation and went unbeaten at the U.S. Development Academy National Finals, ultimately finishing third. CSA is one of a handful of clubs to send both its U-15/16s and U-17/18s to the playoffs in each of the last three seasons.

Dozens of Crew youth players have progressed to the collegiate ranks, and two were accorded prestigious national honors in 2010. Andrew Souders was named NSCAA/People to People Boys Youth Player of the Year and Wil Trapp was named NSCAA Boys High School Player of the Year. Speas was named College Player of the Year by Soccer America in 2011.

Many of the players who have helped these teams succeed were developed by top local coaches and clubs and the Crew recognizes their critical role in developing players who can succeed at the Development Academy level.

Youth soccer in the United States is changing rapidly and MLS and U.S. Soccer are committed to aligning and sharing their resources to enhance the quality of the player development process. The Crew's youth programs are positioned to be an innovative leader as that national landscape evolves.

More information on the Crew's youth development programs can be found at TheCrewYouth.com.



Crew Juniors U-20s pose with 2011 USL Super-20 National Champions Trophy as they celebrate their second consecutive national title



COLUMBUS CREW TEAM HISTORY

The Beginning

On June 15, 1994, Columbus, Ohio, was introduced as the first of 10 inaugural Major League Soccer (MLS) clubs. With more than 11,500 season ticket deposits and plans to build a soccer-specific stadium, the decision to award a team to Ohio's capital city was an easy one.

Exactly four years and 11 months later, on May 15, 1999, the Crew forever etched its place in American sports history by christening Columbus Crew Stadium, the country's first major-league stadium built specifically for soccer. A standing-room only crowd of 24,741 looked on as the Crew defeated New England, 2-0, in what was hailed by then-MLS Commissioner Doug Logan as a "relaunching of the league."

In fact, the Crew has left behind a legacy of firsts on its way to establishing itself as one of the top organizations in Major League Soccer, both on and off the field.

Born of the legacy of the 1994 World Cup held in the United States, Major League Soccer has harnessed the momentum of what is widely considered to have been the most successful World Cup in history. Not only is MLS establishing itself as the fifth major professional sports league in America, but it also strives to create and sustain a style of soccer that is both entertaining and competitive on an international level.

1996: Building The Foundation

The Crew's foundation began to take shape on February 6, 1996, when Columbus selected Brian McBride, a two-time All-American forward from Saint Louis University, with the first overall selection in the Inaugural MLS Draft.

Joining McBride on the first Crew roster was the team's first allocated player, international superstar Doctor Khumalo, arguably the most famous player ever to play for South Africa, and Brian Maisonneuve, the 1994 Hermann Trophy winner from Indiana University.

Playing its home matches at historic Ohio Stadium, the Crew kicked off its inaugural season at "The Horseshoe" against D.C. United in front of a crowd of 25,266. Using two McBride goals and great goalkeeping from Bo Oshoniye, the Black & Gold cruised to the first victory in team history, blanking United 4-0.

The team's first season was a roller-coaster ride that saw the Crew endure the resignation of head coach Timo Lilkoski 22 games into season. Despite that, the Crew was able to rally and go 9-1 in its last 10 games under interim coach Tom Fitzgerald. Joining Fitzgerald as a catalyst for the stretch run was goalkeeper Brad Friedel, who went 8-1 down the stretch. With the late-season surge, the Crew earned its first playoff berth.

On Sept. 25, the Crew hosted its first-ever playoff game, dropping a 2-0 decision to the Tampa Bay Mutiny. Although Columbus rallied to win Game 2, the Mutiny's home-field advantage proved to be

too much to overcome and the Black & Gold were eliminated in three games.

Crew fans were also winners in 1996, as they were voted "best fans in the league" by USA Today. In its first season, the Crew averaged 18,950 per game and drew its single-game record crowd of 31,550 to the Sept. 15 regular-season finale, which ended in a 2-0 victory over the MetroStars.

In addition to being the best fans, the "Crew Experience" was graded an outstanding entertainment value by Gentleman Associates, an Indianapolis-based research firm that conducted such surveys in 1996.

1997: First Appearance in the Conference Finals

The Crew kicked off its second season in March of 1997. Another up-and-down season saw The Crew advance to the Eastern Conference Finals, where it fell to D.C. United, which went on to claim its second MLS Cup title in as many seasons.

New to the team in 1997 were U.S. National Team regulars Thomas Dooley and Mike Lapper. Along with Friedel, they formed the backbone of one of the league's top defenses.

The Crew completed the first two months of the season in first place, before a mid-season slide knocked it to fourth. Consistent with the team's hard-working image, Columbus was able to rebound late in the year, placing it in playoff contention. As the playoff race intensified, so did the Crew's play, as Coach Fitzgerald's squad captured victories in three of its final four games. The late run vaulted Columbus into third place in the Eastern Conference, up one spot from its finish in 1996.

The Crew's first-round series was a rematch of the previous year, but the result was dramatically different. The Crew turned the tables on the second-seeded Mutiny, gaining a measure of revenge for their first-round defeat in 1996 with a two-game sweep of Tampa Bay. The upset gave the Crew its first ever playoff series victory and set the stage for the Eastern Conference Finals against D.C. United.

The Conference Finals were a different story, as defending champ United put an end to the Crew's second MLS campaign, winning the series 2 games to 0.

1998: A Soccer Stadium On The Horizon

As the 1998 season approached, the Crew's offseason was highlighted by player movement and the anticipation of plans for a new stadium.

Perhaps the biggest change was star goalkeeper Brad Friedel's departure to Liverpool of the English Premier League. More than adequate replacements were found though, as U.S. National Team goalkeeper Jurgen Sommer was lured from his English club team, Queens Park Rangers, and Mark Dougherty, MLS's all-time wins leader entering the 1998 season, was

brought in from Tampa Bay.

In addition to player movement, the Crew's search for a stadium of its own continued to be a hot topic and a high priority. In May of 1997, the Crew witnessed the fall of Issue 1, a Franklin County proposal that would have provided the team with a downtown home. Then, on Feb. 10, 1998, City of Dublin voters rejected a proposal that would have provided a home for the Crew in their suburban community.

With renovations at Ohio Stadium scheduled to begin after the 1998 season, "America's Hardest Working Team" was confronting its biggest challenge to date: finding a new home for 1999.

So the most exciting news of 1998 had to be when the Ohio Expositions Commission voted 6-2 to approve the land lease for a soccer-specific stadium on the grounds of the Ohio Expo Center on May 12. The new stadium site cleared its last hurdle when then-Governor George Voinovich gave the project his stamp of approval on June 9. The Crew and its fans would finally have a home to call their own.

Plans for the site were officially unveiled on July 7 and the groundbreaking on August 14 featured then-MLS Commissioner Doug Logan, who announced that the Crew would host not only the MLS All-Star Game in 2000, but the MLS Cup in 2001.

On the field, another new mix of players would prove vital to the team's success in 1998, with the most significant addition being Stern John, a Trinidad & Tobago star who captured A-League Rookie of the Year honors in 1997.

The Crew was well represented at the 1998 World Cup in France, placing five players in the world's largest sporting event. Thomas Dooley, Brian McBride, Jurgen Sommer and Brian Maisonneuve were all named to the U.S. National Team, while then-Crew midfielder Andy Williams played for his native Jamaica. Dooley captained the American squad, while McBride headed home the U.S.'s lone goal of the competition in a 2-1 loss to Iran.

The Crew's contributions to France '98 meant Columbus had to rely heavily on its depth, as the international players trained for and traveled to France through the heart of the Crew's MLS schedule. In their absence, Columbus went 3-4, with two of the losses coming via shootouts, and managed to stay in third place.

Using an array of lineups, the Crew eventually overtook the MetroStars for second place with a 3-0 victory over I.A. on Aug. 29. The team would later make a charge for first, before settling for a second place finish, which secured home-field advantage in the playoffs for the first time.

Crew players also excelled on an individual basis in 1998, including Budweiser Scoring Champion Stern John, who emerged from the pack with a late-season explosion to finish the season with

a league-high 57 points, on 26 goals and five assists.

Playing in his third straight MLS All-Star Game, McBride claimed the game's MVP award, notching one goal and adding two assists for the USA All-Stars in the first half. Following the All-Star game, McBride again displayed his knack for spectacular finishes by taking home the MasterCard Goal of the Year award for his acrobatic sidwinding full-volley goal in a 3-0 win over Chicago July 9 at Ohio Stadium.

Much like the regular season, the 1998 playoffs provided Crew fans with plenty of excitement. Columbus swept the MetroStars in the first round, completing the sweep in dramatic fashion when Juergen Sommer knocked away the final shootout attempt to give the Crew a 2-1 victory on the road at Giants Stadium.

In the Eastern Conference Finals, the Crew met a familiar foe in two-time defending MLS champ D.C. United. After falling in the opening game, Columbus returned home for the last MLS game ever played at Ohio Stadium. A torrential downpour failed to dampen the crowd's enthusiasm or bog down the Crew offense, as McBride exploded for his second two-goal game of the playoffs. Columbus cruised to a 4-2 victory, snapping United's MLS-record 13-game playoff win streak and forcing the series to a decisive third game in the process. But United would prevail in Game 3, riding the momentum of a raucous RFK Stadium crowd of over 20,000 to a 3-0 win.

Yet another 1998 storyline was the Crew's run in the U.S. Open Cup. After advancing to the final through preliminary round games during the summer, the championship match against the Chicago Fire in Virginia Beach was postponed because of Hurricane Bonnie. The match was rescheduled for Oct. 30 at Soldier Field in Chicago. On a soggy night in the Windy City, the Crew was welcomed by nearly 19,000 fans waiting to welcome home their newly crowned MLS champions. A valiant Crew effort would fall just short, when the Fire's Frank Klopas scored the game-winner in sudden-death overtime, giving Chicago a 2-1 win and ending the Crew's 1998 campaign.

1999: A Historic Season

As it waited for the May 1999 opening of Crew Stadium, the team and front office spent January, February, March and April preparing to make history and change the perception of soccer in the United States.

For Fitzgerald and company that entailed playing the first seven games of the season on the road before even playing a minute in the team's new home. Remarkably, the team emerged from the extended road trip with a 5-2 record and sole possession of first place in the Eastern Conference.

Meanwhile, back in central Ohio, Crew fans snatched up an MLS-record 9,282 season tickets, breaking the team's old league record of 9,078 set in 1996. The final 1,000 single-game tickets for Crew

Stadium's Inaugural Game sold out in eight minutes, meaning that one of America's most important soccer spectacles sold out more than a month in advance.

Clearly, Crew Stadium's opening was the soccer story of the year in 1999. Some 39 publications ran more than 80 stories on the stadium and its Inaugural Game. Those articles reached an audience of more than 40 million readers, creating an estimated value of more than \$700,000 in advertising.

About the only thing which could have ruined the May 15 home opener would have been a Crew loss. Forward Jeff Cunningham put those fears to rest in the game's 10th minute however, when he rocketed an eight-yard blast past New England goalkeeper Walter Zenga for the stadium's first goal. The overflow crowd of 24,741 rose to their feet and Columbus rode the momentum to a 2-0 win.

Although the Crew wouldn't go undefeated in their new home, it did help spark the team to a club best 19-13 record. Crew fans also took a liking to the new venue, and with an enthusiastic crowd of nearly 19,000 for the regular-season home finale, Columbus (MLS's smallest market) surged past L.A. to capture the 1999 MLS attendance championship with an average home attendance of 17,696.

On the field, there were many stories to follow in 1999, not the least of which was the play of goalkeeper Mark Dougherty and the Crew defense, which posted the lowest GAA in the Eastern Conference.

Dougherty recorded his milestone 50th career victory, 4-2, Aug. 18 against the MetroStars at Giants Stadium. For his outstanding play and consistency, he also was recognized as the Crew's Most Valuable Player and BIC Defender of the Year at the end of the season.

Also in 1999, defender Mike Clark became the first Crew player to appear in 100 games for the Black & Gold, while Brian McBride notched his 100th career point by heading home corner kicks in the 76th and 81st minutes of a 2-1 win over the Miami Fusion on Sept. 26.

Unfortunately for the Crew's opponents, Stern John, the team's Trinidadian super striker was also back in the mix for Columbus in 1999. MLS's 1998 Budweiser Scoring Champion managed to shake off a slight slump in the early going to post an 18-goal season, which featured two hat tricks among four multi-goal games and a game-tying goal in the final seconds of a shootout win against San Jose. John would later end his two-year stint with the Crew having amassed an astonishing 52 goals in 65 MLS appearances.

The Crew's hot start, with a 10-2 combined record against the West, enabled the team to occupy sole possession of second place from May 29 through Sept. 18, when Columbus clinched second place with a 1-0 shootout win at New England.

A familiar foe awaited the Crew in the Eastern Conference semifinals, as Columbus was matched against an improved Tampa

Bay side that seemed primed to pull a first-round upset. The Crew had other intentions though, as a two-goal game by John and a three-point game by Brian West made quick work of the upstart Mutiny.

Another rematch with D.C. United in the Eastern Conference Finals was set, meaning that the Crew would need at least one win at RFK Stadium, where it was winless in its previous 11 visits.

A late goal by Cunningham in Game 1 was not enough to overcome a steady performance by United, which coasted to a 2-1 win. Back in Columbus, United quickly gained the upper hand in Game 2, stunning the Crew Stadium crowd with a seventh-minute goal that gave D.C. a 1-0 lead.

The Crew's fortunes took a positive turn in the 20th minute, when Anli Elcock knotted the score at 1-1, and a brilliant goal by Cunningham just prior to halftime seemed to put United on its heels.

In what would be his final home game at Crew Stadium, John gave the Crew faithful perhaps the most fitting farewell possible, blitzing United for a second-half hat trick which eased Columbus to a 5-1 win. Despite his impending departure to Nottingham Forest of the English First Division (announced on Nov. 15), his feat that day merely reinforced the fact that John would remain a Crew legend for years to come.

But Game 3 would not feature such a storybook ending, as United and a RFK throng of more than 21,000 fans were too much for the Crew to overcome. United would take the deciding game 4-0, en route to its third MLS Cup Championship.

2000: New Look For League, New Heights for Crew Stadium

MLS's fifth year arrived with an array of new looks instituted by new MLS Commissioner Don Garber. The most significant – and most hailed – changes were the elimination of both the shootout and the game clock that counted down from 45 minutes.

For the first time in 2000, MLS games could end in ties and official match time was kept on the field by the referee, bringing the league's rules more in line with the rest of the world. Realignment created three four-team divisions, replacing the two six-team conferences, and "MLS ExtraTime," ESPN2's weekly news and highlights program, debuted.

Columbus opened the season with many familiar faces, along with a few new ones. Defender/midfielders Mike Duhaney (the 1997 MLS Rookie of the Year, acquired in a trade from the MetroStars for Thomas Dooley) and Mario Gori, a member of D.C. United's 1996 and 1997 MLS Cup championship squads joined the fold and veteran forward Dante Washington returned to Columbus after a three-game stint in 1996.

All Washington did was put together one of the best offensive seasons in Crew history, with 39 points on a career-high 15 goals and nine assists. Veteran midfielder Robert Warzycha also fashioned the best season

of his MLS career with six goals and a then-team-record 13 assists for 25 points to earn the Crew's Honda MVP award.

But none of it was enough to keep Columbus from falling short in its bid to qualify for postseason play again, and the Crew was on the outside looking in as the playoffs began for the first time ever.

It didn't help that Brian McBride (U.S.) and Ansil Elcock (Trinidad & Tobago) missed significant time for 2002 World Cup qualifying and that McBride, along with a host of others, were bitten by the injury bug.

But the 2000 season will be remembered for many things, among them Warzycha scoring the first-ever regular season golden goal in MLS history to defeat San Jose 2-1 in the home opener; the emergence of Brian West, who came into his own in his third season in the league; Matt Napoleon's trip to Australia as the alternate goalie on the U.S. Men's Olympic Team; and the gritty, hard-nosed play of Gori and defender Mike Clark.

Most of all, 2000 will be remembered as the year Crew Stadium played host to its first MLS All-Star Game and World Cup qualifying match. Standing-room-only crowds packed the stadium on both occasions – with 23,495 on hand for the July 29 All-Star Game and 24,430 for the U.S.-Costa Rica qualifier on Oct. 11 – further cementing Crew Stadium's important place on the U.S. soccer landscape.

2001: Coaching Change, Change in Fortunes

The Crew's sixth season was marked in the early going by just the second coaching change in club history, but that change sparked a major turnaround which propelled Columbus back into the MLS Cup playoffs after a one-year absence.

The Crew was full of optimism entering the season, adopting the motto "Destiny 2001" as a rallying cry to reach MLS Cup 2001, which would be played at Crew Stadium on Oct. 21.

New arrivals Tom Presthus, a championship goalkeeper acquired in a draft-day trade with D.C. United, Tenywa Bonseu, a Ugandan international defender acquired via Allocation, and 2002 MLS SuperDraft picks Duncan Oughton and Edson Buddle joined a solid returning nucleus to fuel the optimism.

But following a 1-3-2 start, which made its record 1-8-2 in its last 11 matches stretching back to the end of the 2000 season, the Crew dismissed head coach Tom Fitzgerald – who had been at the helm since Aug. 1996 – and replaced him on an interim basis with his top assistant, Greg Andrusis, on May 17.

Two nights later, on May 19, the Andrusis era commenced with a bang at Crew Stadium, though the new coach could hardly have imagined that his debut would turn out to be one of the most dramatic games in Crew history. With old rival D.C. United in town, Brian McBride gave Columbus a 1-0 lead in the 25th minute, energizing the crowd of 18,491.

The Crew maintained its advantage into the second half, but that's when the wheels appeared to fall off. Two red-card ejections in a span of eight minutes – Ansil Elcock in the 59th minute and Bonseu in the 67th – had Columbus reeling. And D.C. did indeed equalize just two minutes after the second ejection.

Columbus dug in from there, though, and in epic fashion forced overtime, where Jeff Cunningham one-timed a John Harkes corner kick past United keeper Mike Ammann from the middle of the box in the 99th minute. That golden goal with a minute left in overtime, 32 minutes into a two-man disadvantage, capped the most improbable victory in Crew history and charted a remarkable course for the club that would see it go 12-4-4 in 20 games under Andrusis to finish 13-7-6.

Along the way, the Crew fashioned a nine-game unbeaten streak, going 7-0-2 between July 4 and Aug. 19, went unbeaten in its last 11 regular-season home games (7-0-4), matched its all-time high point total (45) in six fewer games and experienced a 13.3 percent rise in attendance (to 17,511 per game).

Individually, forward Jeff Cunningham had a superlative season, becoming the first player in Crew history to record double figure totals in both goals (10) and assists (13) and setting a new club mark with an eight-game point streak, while playmaking midfielder John Wilmar Perez dished out a then-team-record and league-lead-tying 15 assists.

The return of midfielder Brian Maisonneuve was also a key factor in the Crew's turnaround. After missing the entire 2000 season with a series of devastating ankle injuries and surgeries, Maisonneuve made a remarkable comeback in 2001, getting stronger and stronger as the season progressed and ultimately being named the MLS Player of the Month for August.

Like every other team in the league, the regular season ended abruptly for the Crew, when the final week was cancelled in the aftermath of the Sept. 11 terrorist attacks on New York City and Washington, D.C. That left Columbus two games shy of completing the 28-game season, which had been adopted for the first time in 2001.

The Crew entered the playoffs as the No. 4 seed and was drawn against the fifth-seeded San Jose Earthquakes, who sported an identical 13-7-6 record. Unfortunately for Andrusis' troops, they ran into a team peaking at the right time and the Quakes used their 2 games to 0 (6 points to 0) series win as a springboard to their first MLS Cup title, which they won at Crew Stadium over the L.A. Galaxy in overtime.

At the conclusion of the season, Andrusis was rewarded with a two-year contract extension and General Manager Jim Smith was named the MLS Executive of the Year.

2002: Champions at last!

Major changes at the league level ushered in 2002. The MLS Board of Governors voted unanimously to contract

by two teams on Jan. 8, following a comprehensive strategic review of the league's operations, and the Miami Fusion and Tampa Bay Mutiny ceased operations immediately. MLS returned to a 10-team, two-conference alignment, with the Crew reentering the Eastern Conference.

Those changes, made with the league's long-term strength and stability in mind, followed the announcement on Dec. 6, 2001 that MLS investors committed to funding and operating the league for the next five years, through the 2006 season.

But for Crew fans, 2002 will go down in history as the year their beloved Black & Gold finally won a championship.

On October 24, the Crew defeated the newly crowned MLS Cup-champion L.A. Galaxy, 1-0, in the U.S. Open Cup final at Crew Stadium, to claim the prestigious piece of hardware. The U.S. Open Cup is the oldest soccer tournament in America.

Freddy Garcia's 30th-minute goal and Jon Busch's four-save shutout brought glory to Columbus. With the Open Cup title, came a berth in the 2003 CONCACAF Champions Cup.

The Crew had advanced to the final in dramatic and improbable fashion, coming back from a two-goal deficit midway through the second half to defeat the K.C. Wizards 3-2 in overtime at Crew Stadium in the semifinals.

Edson Buddle got Columbus on the board in the 76th minute and second-half substitute John Wilmar Perez scored the game-tying goal two minutes into second-half stoppage time, then banged in the winner 18 minutes into overtime.

Following an up-and-down 11-12-5 regular season, the Crew peaked at the right time, sweeping the defending-champion San Jose Earthquakes in the MLS Cup quarterfinals and advancing to the league semifinals for the fourth time in seven seasons, but for the first time since 1999, The Black & Gold ultimately fell in three games to New England.

Dazzling forward Jeff Cunningham established new career highs in goals (16) and points (37) and was named to the MLS Pepsi Best 11, while young midfielder Kyle Martino was a revelation, winning the league's Rookie of the Year Award, a first for a Crew player.

While Brian McBride was in Korea/Japan helping the U.S. to an unexpected quarterfinal finish at the 2002 FIFA World Cup, more than 27,000 people flocked to Crew Stadium to view the televised action at "Cup Headquarters."

Over 7,500 fans were on hand for the U.S.'s quarterfinal match vs. Germany and the success of "Cup Headquarters" garnered national media attention, including a feature in the June 11, edition of USA Today, live mentions by ESPN play-by-play announcers Jack Edwards and JP Dellacamera during different matches, and prominent mentions, accompanied by video footage, on the June 17 edition of ESPN2's nightly news and highlight show "World Cup 2Night."

In addition to the huge crowd on June 21, the U.S.-Germany viewing party was attended by cameras from CBS's "The Early Show," which also sent a correspondent; ABC's "Good Morning America," and NBC's "Today Show," both of which did live look-ins throughout the match.

The 2002 season also saw its share of milestones, as longtime Crew stalwarts Mark Dougherty, Todd Yeagley, Mike Tapper, and Robert Warzycha all retired, while veteran forwards McBride and Dante Washington both reached the 50-goal plateau for their MLS careers.

2003: End of an Era

The 2003 season will be remembered, among other reasons, for being Brian McBride's and Mike Clark's last in Black & Gold.

On the field, an improbable succession of injuries and national team call-ups to key players turned an extremely promising start into a disappointing season. In the end, the Crew missed the playoffs for just the second time in club history.

That was in stark contrast to the optimistic opening weeks of the season, when the key offseason additions of World Cup veteran Frankie Hejduk and All-Star midfielder Ross Paule to an already formidable lineup appeared to be paying dividends. The Crew advanced to the quarterfinals of the CONCACAF Champions Cup and was the talk of MLS in bailing to a 3-0-1 start in league play.

But, ultimately, the Crew's "Big Four" of McBride, Hejduk, goalkeeper Jon Busch and midfielder Kyle Martino, were able to start just 16 of the team's 30 games together. With them all in the starting lineup, the Crew went 7-4-5, but was 3-8-3 with any of them missing.

With forward Edson Buddle added to that equation, the "Big Four" plus Buddle only started 11 times together. The club's record with those five was a gaudy 6-2-3, but just 4-10-5 without one or more of them in the lineup.

Another key player, forward Jeff Cunningham, battled through his own share of nagging injuries, but he did manage to reach a major milestone, becoming the 14th player in MLS history to reach the 50-goal plateau.

The most dramatic moment of the season was provided by McBride and it is sure to remain among the most lasting images he left with Crew fans. Sidelined with a respiratory virus in the must-win, next-to-last game of the season at D.C., McBride came off the bench in the 62nd minute and proceeded to score two goals, including the game-winner in the final minute of overtime, to give Columbus a dramatic 3-2 win and keep the club's playoff hopes alive for another week.

During the offseason, McBride, the personification of the Crew since its inception, was transferred to Fulham F.C. of the English Premier League, while Clark, another Crew original, announced his retirement, signaling the end of one era and the dawn of a new one.

2004: The Streak, the Shield

The Crew took the field with a decidedly different look in 2004, after missing the playoffs in 2003, and the dramatically rebuilt roster put together a historic season. Following a slow start, the Crew did not lose a game after June 26 in compiling the longest unbeaten streak in MLS history.

The 18-game unbeaten run (8-0-10) lasted through the end of the regular season and culminated in the club's first-ever Supporters Shield – awarded to the team with the top overall regular-season record – and first regular-season Eastern Conference title. The Crew finished 12-5-13, for 49 points, establishing new franchise records for most points and fewest losses in a season and head coach Greg Andrulis was named MLS Coach of the Year.

Unfortunately, the Crew's good fortune ran out in the playoffs, when it dropped a two-game, total-goals Eastern Conference Semifinal series to New England, by a 2-1 aggregate score. Incredibly, Columbus had two penalty kicks saved in the return leg at Crew Stadium and it saw its finest season ever end early.

The offseason addition of veteran stalwarts Robin Fraser and Simon Elliott bolstered the lineup, as did the rapid emergence of rookies Chad Marshall and Chris Wingert. Fraser, who was named MLS Defender of the Year at the conclusion of the season, was instrumental in helping to develop Marshall, the No. 2 overall pick in the 2004 MLS SuperDraft who went on to be named a finalist for MLS Rookie of the Year honors.

The club's future received another boost on July 22, when the Crew won the rights to highly sought after 17-year-old U.S. youth national team star Danny Szeleta in a weighted lottery televised live on ESPN News.

Jon Busch continued his steady ascension to the ranks of elite MLS goalkeepers in 2004, earning a trip to his first All-Star Game and posting a 12-5-12 record and a 1.07 goals-against average. Fraser and Frankie Hejduk joined Busch at the All-Star Game. Edson Buddle led the way offensively, collecting 24 points, on 11 goals and two assists, including a club-record four-goal game on Sept. 18 against the MetroStars.

Like any other, the 2004 season was not without change. President/General Manager Jim Smith left the club in July to accept an executive position with the NFL Atlanta Falcons and Crew Stadium GM Mark McCullers succeeded him as General Manager. Jeff Cunningham's 62nd and final goal in Black & Gold tied him with Brian McBride atop the club's all-time list, before he was traded to Colorado during the offseason. And after the season, the last active player from the inaugural 1996 campaign, Brian Maisonneuve, announced his retirement after battling ankle injuries for years.

2005: Promising Season Derailed

As defending Supporters Shield winners with a largely unchanged roster, The Crew entered its 10th season with high hopes. But a series of debilitating injuries derailed those aspirations and by the time it was over, head coach Greg Andrulis had lost his job and the club finished out of the playoffs for just the third time in its history.

Despite the fact that important veterans Ross Paule (post-concussion syndrome/retirement) and Duncan Oughton (knee surgery) had already been lost for the season during the preseason, the Crew opened the season by extending its MLS-record regular-season unbeaten streak to 19 games (9-0-10) with a 3-0 win over L.A.

But the Crew won just three more times over the course of the first half of the season, struggling to a 4-10-2 mark – a midway point, and Andrulis was relieved of his duties and replaced in an interim basis by assistant coach Robert Warzycha. In the meantime, All-Star goalkeeper Jon Busch was lost for the season on May 26, with a torn ACL in his right knee, the club's most prominent offseason acquisition, forward Ante Razov, was traded to the MetroStars for John Wolyniec after wearing out his welcome and talented young midfielder Danny Szeleta spent weeks with the U.S. Under-20 National Team, as it prepared for and competed in the FIFA World Youth Championship in Holland.

After taking over on July 12, Warzycha guided the Crew to a very credible 7-6-3 record in the second half of the season and he accepted the club's offer to stay on as Sigi Schmid's top assistant in the wake of his successful stint.

Goalkeeper Jonny Walker, acquired from the MetroStars on July 1 to fill the void created by Busch's injury, was a bright spot over the second half of the season, as were the performances of a number of developmental players – including Knox Cameron, Jamal Sutton and Eric Vasquez – given opportunities by Warzycha.

Following the season, changes were inevitable. Among the first of many were the retirement of Robin Fraser, one of the most respected and decorated defenders in league history, and the departure of midfielder Simon Elliott, who joined former Crew star Brian McBride with Fulham FC of the English Premier League after establishing a club record by playing every minute of every game and being named the team's MVP.

2006: Season Begins, Ends with Promise

The 2006 Columbus Crew season was one of both frustration and promise. A season that had been eagerly anticipated following the offseason hiring of highly acclaimed head coach Sigi Schmid was ultimately derailed under the weight of an improbable string of injuries. But by the end of the year, it had provided a tantalizing glimpse of the future.

The Crew got out of the gates with a 4-4-2 record in its first 10 games, but by the end of the season had lost a remarkable 240

man-games to injury – an average of 7.5 per game – and the list of season-ending injuries included the club's top two goalkeepers, Jon Busch and Jonny Walker, and All-Star Frankie Hejduk. Five different players started in goal over the course of the season.

That instability was ultimately reflected in a final record of 8-15-9, but the team never gave up on the season and closed with a 4-4-1 flourish in its last nine games, scoring 43 percent of its total goals in that span (13 of 30). Included in that run were a 1-1 tie vs. eventual MLS Cup champion Houston and a 3-0 victory over runner-up New England.

The emergence of dynamic newcomers Ricardo Vitorino, Jacob Thomas and Jason Garey, the reigning M.A.C. Hermann Trophy winner, who all shined upon regaining full health and fitness, and the inspirational return of veteran Duncanoughton from experimental knee surgery after a nearly-two year absence to provide an emotional lift and hard-nosed leadership were highlights.

Chilean Marcos Gonzalez, who would be named team MVP in his first season with the club, and Chad Marshall, 22, formed the backbone of a solid young defensive corps and the midseason acquisition of Joseph Ngwenya, who tied Garey for the team scoring lead with five 5 goals and 2 assists, energized the attack.

Further fueling optimism for 2007 was the club's first major player-personnel move of the offseason, in which the Crew acquired local product Danny O'Rourke from Toronto FC. O'Rourke, a veteran of two MLS seasons spent with S.J. and N.Y., is a Worthington native who captained Worthington Kilbourne to the 2000 Division I state championship and led Indiana University to the 2003 NCAA Men's College Cup title. Both of those matches, incidentally, were played at Crew Stadium.

2007: Guille Joins Fold, Steady Progress Made

The Columbus Crew's 2007 season was characterized by steady growth, through ups and downs, but will be remembered most as the one in which Argentine superstar Guillermo Barros Schelotto was signed.

Following a 1-4-5 start, two shrewd personnel moves by General Manager Mark McCullers and head coach Sigi Schmid, including one of the most significant in club history, got the season back on track.

On April 19, the Black & Gold signed Schelotto, one of the most successful and beloved players in the history of famed Argentine club Boca Juniors, to much fanfare. That deal, along with the acquisition of forward Alejandro Moreno via trade in early May, signaled a change in fortunes.

With the improving attack and return from injury of defender Chad Marshall and goalkeeper William Hoesmer to bolster the backline, the Crew went on a six-game unbeaten streak (4-0-2) and lost only three times in 13 games between June 16 and Sept. 2, vaulting it back into the playoff race and thrusting it directly into the fight for a top spot in the Eastern Conference standings.

Tough times would return down the stretch, however, as injuries and general

misfortune combined to spoil the club's run at qualifying for the MLS playoffs. It did, however, finish strong with back-to-back 3-2 victories on the road over Eastern Conference leaders New England, an eventual MLS Cup finalist, and D.C. United, the Supporters' Shield winner.

The Crew's final record of 9-11-10 represented a marked improvement over 2006. It also improved in virtually every offensive statistical category, including scoring, with a nine-goal improvement (39-30) in two fewer games.

Schelotto finished the season ranked fourth in MLS in assists and was named the club's MVP and to the MLS Best XI, while Moreno was the team's leading goal scorer and the league leader in fouls suffered for the third consecutive season.

The return to form of perennial national team defender Frankie Hejduk from a serious knee injury that sidelined him for most of 2006 and the continued emergence of Eddie Gaven and newcomer Robbie Rogers were also bright spots during the campaign.

The biggest news off the field came on Oct. 4, when the Crew and ICI Paints announced a landmark four-year partnership that positions the Glidden brand as the club's Presenting Partner, the most visible evidence of which is the prominent placement of the Glidden logo on the front of all Crew jerseys.

With a dynamic young nucleus returning to sport the club's new look in year three of the Sigi Schmid era, the future looks bright.

2008: Magical Season Yields MLS Cup, Supporters Shield

The Crew's historic 2008 season was one of great excitement and fulfillment, as it earned its first MLS Cup Championship following a dominant regular season in which it went 17-7-6 and won the Supporters' Shield with a club-record 57 points. The Black & Gold also set new club marks for wins and goals (50) in the post-shootout era (since 2000). In addition, based on points earned in the standings per game played, the Crew's 2008 regular season (1.90 ppg) ranked as the fifth most successful in MLS history.

Argentine icon Guillermo Barros Schelotto once again powered the Crew attack, collecting seven goals and 19 assists in 27 games, leading the league in assists by a wide margin and setting a new Crew record for assists in a season and tying for the second most in a season in league history. His extraordinary performance was recognized when he became the first Crew player to be named the MLS Most Valuable Player. Schelotto continued his brilliant play in the MLS Cup Playoffs, in which he registered six postseason assists, including a record three assists in MLS Cup 2008, and he was named MVP of the title match.

But Schelotto was not alone in his efforts, as young stars Chad Marshall and Robbie Rogers had breakout seasons and head coach Sigi Schmid was named MLS Coach of the Year. The imposing Marshall was honored as the MLS Defender of the Year and selected to the MLS Best XI squad at

season's end. He made an impact at the offensive end, as well, notching a career-high four goals during the regular season and two more in the playoffs – the game-winners in both the Eastern Conference Championship and MLS Cup.

Meanwhile, Rogers collected six goals and three assists while terrorizing Crew opponents up and down the left flank. Rogers' stellar play was recognized throughout the soccer community as he was named to the MLS All-Star First XI, the U.S. Olympic squad that competed in Beijing, China and was a MLS Best XI selection at season's end.

The 2008 season will also be remembered for the transformation of the atmosphere at Crew Stadium by the formation of the Nordecke in the stadium's northeast corner. Following the construction of the permanent stage in the stadium's north end, the Crew's three primary supporter groups banded together in the northeast corner. The energy and excitement that emanated from the new location became one of the stories of the season – both locally and league-wide. Their drumbeats, chants and unabridged enthusiasm became a hallmark of Crew Stadium and Crew players and coaches repeatedly cited the Nordecke as a significant factor in the team's success at home.

The dream season was capped with a 3-1 victory over New York in MLS Cup 2008 and the team returned to a raucous airport welcome and community celebration hosted by Gov. Ted Strickland at the Ohio Statehouse.

2009: Warzycha takes reins, leads club to second straight Shield, Champions League advancement

With new head coach Robert Warzycha at the helm, the Crew successfully navigated a hectic season by winning its second consecutive Supporters' Shield and advancing to the CONCACAF Champions League quarterfinals.

After a sluggish start – the Crew finally got its first win in the eighth game vs. K.C. on May 9 to put the finishing touches on Crew Stadium's 10th Anniversary celebration – the Black & Gold crested and sat atop the MLS standings for weeks, suffering only one loss between April 5 and Aug. 30.

Following a 2-1 setback at Dallas June 20, which ended a nine-game unbeaten streak, the Crew would not lose again for more than two months, compiling a 6-0-2 mark that included three consecutive shutouts heading into mid-August and Champions League play.

Despite numerous injuries (including Schelotto missing almost two months with a hamstring strain), national team call-ups and suspensions, Warzycha kept the team rolling by giving some of the role players opportunities.

A 2-0 home victory over the Puerto Rico Islanders on Aug. 18 kicked off the Crew's first foray into the Champions League, and the six-match group stage, and a 1-1 tie at Puerto Rico secured advancement into the competition's quarterfinal round. In between,

Columbus also became the first MLS club to win at Saprissa of Costa Rica's Estadio Ricardo Saprissa (known as "The Monster's Cave").

The Crew extended its league-record unbeaten streak to 22 games on Sept. 26, with a 2-0 win over L.A. and ultimately finished the season with a 13-7-10 record and league-best 49 points, to clinch the third Supporters' Shield in club history.

Unfortunately, the Black & Gold ran into a red-hot Real Salt Lake squad – which went on to win MLS Cup – in the Eastern Conference Semifinals, where its own dream of repeating as MLS Cup champions ended.

The Crew established a new club record for fewest goals allowed in a season, with 31, and Chad Marshall was named MLS Defender of the Year and Best XI for the second straight season.

2010: 50 points, CCL and USOC success

The Crew got off to a terrific start in 2010 and rolled to just the second 50-point season in club history, advancing to the U.S. Open Cup Final and CONCACAF Champions League Quarterfinals along the way. But a first-round playoff exit left the Black & Gold feeling unfulfilled.

The busy competitive season actually began prior to the regular season, with a 2009-10 Champions League Quarterfinal series vs. Mexican Club Toluca in March.

The Crew gave Toluca all it could handle, coming from behind to earn a 2-2 draw at home and falling just short on the road, with Toluca eking out a 3-2 victory.

Unbeaten through its first eight regular-season games (6-0-2), the Crew finished 14-8-8 in league play, but was eliminated from the playoffs by the eventual MLS Cup-champion Colorado Rapids in a penalty kick shootout. It went 4-2-0 in the 2010-11 CCL Group Stage and 3-1-0 in Open Cup play, in which it fell to host Seattle, 2-1, before a record crowd of 31,311 in the Final.

The Crew was the only MLS club to qualify for the playoffs, while advancing to both the CCL Quarterfinals and Open Cup Final.

Goalkeeper William Hesmer started all 32 regular-season games and became the club's all-time career leader in wins and shutouts, while Andy Gruenebaum was in net for all 10 CCL and Open Cup matches.

The Black & Gold was led offensively by Guillermo Barros Schelotto's nine goals and eight assists, and big center back Chad Marshall once again anchored the defense. Both were MLS All-Star First XI selections and started the All-Star Game vs. Manchester United in July.

The Crew continued its dominance at home, crafting a 10-3-2 record at Crew Stadium during the regular season, bringing its home record over the last three seasons to 30-7-8.

The 2010 season will also be remembered as being the last in Black & Gold for club legends Schelotto, Frankie Hejduk and Duncan Oughton.

2011: Cunningham's records, playoffs again

In a year when Jeff Cunningham returned to his original team and broke both the club's and league's all-time goal scoring records, the Crew qualified for the playoffs for the fourth straight season – joining Real Salt Lake as the only two teams to have accomplished that feat. The four-straight postseason appearances also matched the club-record streak set from 1996-99.

Coincidentally, the Crew's long competitive campaign began against Real Salt Lake in the quarterfinals on the 2010-11 CONCACAF Champions League. After a scoreless draw in Columbus, RSL emerged victorious at Rio Tinto Stadium and ultimately advanced to the tournament's finals.

In his first year as captain, two-time MLS Defender of the Year Chad Marshall shepherded a stingy backline that was bolstered by the offseason additions of Sebastian Miranda and Julius James. Eddie Gaven was a two-way Lynchpin in the midfield and Andres Mendoza led the team in scoring with 13 goals.

After getting off to a strong start, which had the club in first place in the East with an 11-7-7 record in late August, the Crew cooled off down the stretch, finishing 13-13-8

(47 pts.), and fell to the Colorado Rapids, 1-0, in a Wild Card playoff match.

Cunningham's return and historic achievements – moving into first place on the club's (64) and league's (134) all time lists – added considerable color to the campaign. After spending his first seven seasons in Black & Gold (1998-2004), he was back for his 14th.

History was also made in 2011 with the signing of the club's first two Homegrown Players. Forward Aaron Horton of Lewis Center signed in May after one season at the University of Louisville, and goalkeeper Matt Lampson of Hilliard was inked in December after his junior season at Ohio State (from which he graduated that month).

Among highlights off the field were the creation of the club's Circle of Honor and inaugural induction in July of Brian McBride – the Crew's first superstar and icon – as well as the launch of a community pride campaign under the "Dare to be Massive" rallying cry. A key component of Dare to be Massive is "Goal 10K," which emphasizes the importance of returning the club's season-ticket base to 10,000.



Chad Marshall

IMPORTANT DATES IN CREW HISTORY

1993

Dec. 17 - In fulfillment of U.S. Soccer's promise to FIFA, Alan Rothenberg announces the formation of Major League Soccer.

1994

June 15 - The city of Columbus is awarded one of the 10 inaugural clubs in Major League Soccer (MLS).

1995

June 8 - Lamar Hunt and Family are announced as the investor-operators of the Columbus Major League Soccer Team.

July 7 - Team Columbus names Jamey Rootes as the team's first general manager.

Oct. 17 - Columbus Mayor Greg Lashitka unveils Team Columbus' name, logo, uniform and colors. Columbus resident Luis Orozco was the only entrant in a month long contest to suggest that the team be named the Columbus Crew.

Dec. 5 - The Columbus Crew names Timo Liewski as its first head coach.

Dec. 21 - MLS assigns South African National Team star, Theophilus "Doctor" Khumalo, to The Crew. The Doctor becomes Columbus' first allocated player and first player ever.

1996

Jan. 4 - Tom Fitzgerald is named the Crew's first assistant coach.

Feb. 1 - MLS assigns United States U-23 National Team player, Brian Maisonneuve, to the Crew. He becomes the Crew's second allocated player.

Feb. 3 - MLS assigns 1990 U.S. World Cup veteran and United States National Team veteran Brian Bliss to the Crew. Bliss becomes the Crew's third allocated player.

Feb. 4 - MLS assigns Uruguayan National Team player, Adrian Paz, to Columbus as its fourth allocated player. The Crew is awarded the first pick in the first-ever MLS Player Draft.

Feb. 6 - Major League Soccer conducts its first player draft in New York City. Brian McBride, a two-time All-American from St. Louis, is the first overall player selected by Columbus.

March 4 - The MLS supplemental and college drafts are held. With the 10th pick of the first round of the supplemental draft, the Crew selects 1990 and 1994 U.S. World Cup veteran Paul Caligiuri.

March 6 - Crew opens preseason training camp in Dublin, Ohio, at Soccer First at SportsOhio, unveils its local investors and announces that 1460 WBNS Radio has been named the team's radio station.

March 13 - Spring training opens in Boca Raton, Fla., for 10 days of preseason training and scrimmages.

April 13 - Crew's inaugural game against D.C. United results in a 4-0 victory in front of a crowd of 25,266. The first goal in club history is an 18th-minute own goal and Brian McBride becomes the first Crew player to find the back of the net, in the 29th minute.

May 17 - SportsChannel Ohio, SportsChannel Chicago and local station WB53 sign

agreements to air eight Crew matches.

June 4 - Crew signs its first discovery option player, Polish international Robert Warzycha.

June 24 - Brian McBride is selected to the first annual MLS Soccer All-Star game to be held on July 14 at Giants Stadium.

June 28 - Columbus receives its fifth allocation when Argentine defender Ricardo Iribarren is assigned to the Crew.

Aug. 2 - With the Crew in fifth place with a 6-16 record, head coach Timo Liewski resigns. Assistant coach Tom Fitzgerald is immediately named head coach on an interim basis.

Aug. 7 - John Ellinger, the men's U.S. National "B" Team head coach, is named interim assistant coach.

Aug. 8 - Crew acquires U.S. National Team goalkeeper Brad Friedel.

Aug. 16 - The Village of Obetz, Ohio, is selected as the Crew's site for its state-of-the-art training facility.

Sept. 15 - Crew sets the season record for attendance in Columbus when 31,550 fans come out to see it defeat the MetroStars, 2-0, in the last regular season home game of the inaugural year.

Sept. 25 - Crew makes its first-ever playoff appearance, losing at home, 2-0 to Tampa Bay.

Oct. 18 - Crew GM Jamey Rootes is recognized as the league's top executive and awarded the first-ever Major League Soccer Executive of the Year award.

Oct. 24 - Crew officially removes the interim title from Tom Fitzgerald's name, making him head coach after he led the team to a 9-1 run at the end of the season and into the playoffs.

Nov. 19 - Gentleman Associates, an Indianapolis based research company, grades the "Crew Experience" as outstanding after conducting surveys during the inaugural season.

Dec. 12 - Greg Andrulis, formerly the Crew's goalkeeper coach, is named assistant coach, filling the void left by the departure of Ellinger.

1997

Feb. 24 - The Crew and MLS re-sign goalkeeper Brad Friedel.

March 5 - Crew becomes first MLS team to land a local network television affiliate, as WTTE Fox 28 signs on to televise games. SportsChannel Ohio would also televise games.

March 18 - Columbus plays in the first "Dayton Cup for Charity" vs. K.C. at Centerville Soccer Stadium.

April 9 - MLS announces that Chicago and Miami will join the league as expansion teams in 1998.

April 16 - The Crew's official website, www.TheCrew.com, is unveiled.

May 1 - Brian McBride signs a four-year deal with MLS.

May 3 - Thomas Dooley, U.S. National Team star, signs with MLS and the Crew.

May 6 - Issue 1, a Franklin County vote to raise taxes .5% for a downtown arena and stadium, fails.

May 14 - Crew defeats English Premier League opponent Leeds United, 2-1, at Ohio Stadium

in its first-ever international exhibition match.

June 3 - U.S. National Team veteran Mike Lapper signs with Crew and MLS.

June 5 - Crew's first Project-40 player, Ubusuku Abukusumo, is assigned.

June 5 - Ohio State and the Crew sign a lease extension through the 1998 season.

July 9 - Brian McBride scores the game-winning goal with two minutes left in the MLS All-Star Game at Giants Stadium to give the East a 5-4 win. Robert Warzycha also tallies for the East.

Aug. 11 - Crew opens its state-of-the-art training center in Obetz, Ohio.

Oct. 8 - Columbus wins its first playoff series, beating Tampa Bay 2-0 to win the series two games to none and advance to its first Eastern Conference Finals series.

Oct. 16 - ESPN, Inc. and MLS sign multi-year TV deal. ABC will air 12 games for the 1998 season.

Oct. 22 - Brad Friedel wins MLS Pepsi Goalkeeper of the Year Award.

Nov. 17 - Then-MLS wins leader Mark Dougherty is acquired from Tampa Bay in waiver draft.

1998

Feb. 1 - A Dublin City referendum to provide a Northwest Suburban Columbus Stadium for The Crew fails.

Feb. 26 - 21-year-old Trinidad and Tobago star Stern John joins The Crew as a discovery player.

March 11 - Crew inks television deals with WSYX-Ch. 6 (ABC), WTTE Fox 28 and FOX Sports Ohio to air eight games.

April 4 - Crew wins its last home opener in Ohio Stadium, downing two-time defending MLS Champion D.C. United 2-1.

April 18 - In first game against expansion Miami, Stern John scores his first career MLS goal in the 48th minute, then explodes for two more, giving him his first career hat trick in a 5-1 win.

May 5 - U.S. National Team Head Coach Steve Sampson selects Crew players Brian McBride, Thomas Dooley, Jurgen Sommer, and Brian Maisonneuve to U.S. National Team for the 1998 World Cup in France.

May 15 - The Ohio Expositions Commission votes 6-2 to approve the form and content of a land lease to build a soccer-specific stadium on the grounds of the Ohio Expo Center.

May 18 - The State of Ohio Controlling Board approves the lease.

May 19 - Crew announces plans for the construction of the country's first-ever soccer-specific stadium, on the grounds of the Ohio Expo Center. The 25-year lease paves the way for construction of a 22,500 seat stadium. NBBJ is the architect on the project.

May 28 - The Ohio Expositions Commission approves the site.

June 4 - The second to last signature required for the lease's approval is signed by the Ohio Dept. of Administrative Services.

June 9 - Gov. George Voinovich signs the lease, paving the way for the construction of the country's first major-league stadium built specifically for soccer.



June 14 - Rookie Andy Williams makes his first World Cup appearance for the Jamaican National team in a 3-1 loss to Croatia.

June 21 - Forward Brian McBride scores the lone U.S. goal of the '98 World Cup in a 2-1 loss to Iran.

July 7 - Crew edges the Rochester Raging Rhinos, 2-1, in sudden-death overtime in the Crew's first-ever U.S. Open Cup Match; Todd Yeagley tallies the game-winning goal in the 103rd minute.

July 7 - Preliminary plans for Columbus Crew Stadium are unveiled at the Ohio Expo Center.

July 16 - Crew's Brian McBride and Thomas Dooley are voted as starters for the USA MLS All-Stars for the 1998 MLS All-Star game in Orlando.

Aug. 2 - Crew forward Brian McBride becomes first Crew player to be named MVP of the MLS All-Star Game, as he registered a goal and two assists in the first half of the MLS USA All-Stars' 6-1 victory over the MLS World All-Stars.

Aug. 14 - The most significant date in U.S. Soccer history occurs in Columbus, as the Crew breaks ground on a 22,500-seat soccer-specific stadium. MLS Commissioner Doug Logan announces that the new stadium will host the MLS All-Star Game in 2000 and the 2001 MLS Cup.

Aug. 16 - Crew forward Stern John becomes first player in MLS history to notch three hat tricks in a season, as he blitzes K.C. for three goals in 10 minutes, during the 5-3 win at Ohio Stadium.

Sept. 15 - Crew and Sports Radio 1460 WBNS "The Fan" extend radio partnership through the year 2000, allowing 1460 to remain as the flagship station for the Columbus Crew Radio Network.

Sept. 18 - On the first day of the seat relocation process for the new stadium, the Crew sells 1,181 season tickets. The Club Loges also go quickly as 18 of the 20 available are sold, forcing club to increase number of loges to 30.

Sept. 27 - In regular season finale against D.C., Stern John scores two first half goals to secure the first MLS Budweiser Scoring Championship in Crew history. John finishes his rookie MLS season with 26 goals and five assists for 57 points. Sept. 30 - In just seven days, all 1,157 Club Seats in new stadium sell out.

Oct. 18 - In the last MLS game ever played at Ohio Stadium, Crew leaves "The Shoe" with a 4-2 playoff win over D.C., snapping United's MLS record 13-game playoff win streak. Crew ends Ohio Stadium era with an all-time home record of 33-20.

Oct. 20 - Brian McBride captures 1998 MasterCard Goal of the Year award.

Oct. 30 - In the rescheduled Open Cup Final, Crew loses 2-1 heartbreaker to Chicago in sudden-death OT at Soldier Field.

Nov. 5 - The first pieces of turfgrass sod are laid at new stadium. Among those in attendance are Crew Founder Lamar Hunt and President/GM Jamey Rootes. The entire field is installed in just over a week.

1999

Feb. 9 - Crew unveils an Inaugural Game logo and announces the creation of an Inaugural Game organizing committee.

March 15 - The Columbus Crew Stadium lights go on for the first time.

April 10 - One thousand Crew single-game tickets for the Inaugural Game at Crew Stadium sell out in eight minutes.

April 20 - Crew travels to Cincinnati to play its A-League affiliate, the Cincinnati Riverhawks, raising over \$15,000 for tornado relief after a tornado had torn through the greater Cincinnati area.

May 4 - Crew holds its first official practice at the new stadium.

May 8 - City, county, and state officials kick off Crew Week IV with a Crew Stadium Open House, the first-ever event in the new stadium.

May 14 - U.S. Soccer announces that Crew Stadium will be the site for the 1999 U.S. Open Cup Championship.

May 15 - Crew Founder Lamar Hunt receives National Soccer Hall of Fame's Medal of Honor.

May 15 - Crew Stadium, the first stadium built specifically for soccer in the U.S., hosts its inaugural game as the Crew downs New England, 2-0, before a sold-out crowd of 24,741. Jeff Cunningham scores the first goal in Crew Stadium history beating Revs goalkeeper Walter Zenga in the 10th minute. Stern John adds the second goal in the 59th minute.

May 22 - Columbus sets new record for season-ticket sales with 9,083, surpassing the previous mark of 9,078 set by the Crew in 1996. The Black & Gold end the year with a season-ticket base of 9,282.

May 22 - Crew Stadium holds its first doubleheader as the U.S. U-17 squad downs the El Salvador U-17s, 4-0, to secure a spot in the FIFA Under-17 World Championship, followed by the Crew's first loss at Crew Stadium, 1-0 (SO), to Tampa Bay.

May 29 - The Crew, Kellogg's and CD 101 sponsor the first non-soccer event in Crew Stadium when the pop band BoDeans plays a post-game concert.

June 16 - The first-ever Buck-A-Brat Night takes place at Crew Stadium. Crew fans devour 14,659 bratwurst.

July 17 - Stern John tallies a goal and Brian McBride has an assist as the East loses 6-4 to the West in the fourth All-Star Game. Crew defender Thomas Dooley also plays.

Aug. 3 - Head Coach Tom Fitzgerald signs a two-year contract extension through the 2001 season.

Aug. 3 - Crew Stadium is named the site of the 1999 Ohio High School Athletic Association State Soccer Championships. For the first time, every division's championship game is held at the same venue.

Aug. 4 - MLS names Don Garber Commissioner, replacing Doug Logan who had been MLS Commissioner since the league's inception.

Aug. 18 - Crew goalkeeper Mark Dougherty collects MLS win No. 50 and Stern John sets a MLS record with his fifth career hat trick in a 4-2 win over the MetroStars.

Sept. 1 - The A-League's Rochester Raging Rhinos downs the Crew, 3-2, in OT in the semifinals of the U.S. Open Cup at the Virginia Beach SportsPlex.

Sept. 7 - U.S. Soccer Federation Secretary General Hank Steinbrecher announces that the USSF has renamed the U.S. Open Cup Tournament the Lamar Hunt U.S. Open Cup Tournament in honor of his contributions to soccer in the United States.

Sept. 21 - Brian McBride signs a multi-year contract that will keep him in Columbus through the 2002 World Cup.

Sept. 26 - Brian McBride becomes the first Crew player and the 14th player in MLS history to eclipse the 100-career-point plateau after scoring two goals in a 2-1 home win over Miami. The win also set a new team mark for wins in a season with 19.

Oct. 3 - Crew Stadium hosts the U.S. Women's National Team in the opening double header of the 1999 Nike U.S. Women's Cup.

Oct. 10 - With a crowd of 18,979 in the final regular-season home game vs. Chicago, Columbus finishes the season with the top home attendance in the league, averaging 17,696 per game.

Oct. 12 - Crew and MLS unveil official 2000 MLS All-Star Game logo.

Nov. 13 - The Black & Gold fall one game short of MLS Cup, losing the decisive Game 3 of the Eastern Finals, 4-0, at D.C. United.

Nov. 15 - Crew and MLS announce that Stern John has been sold to Nottingham Forest of the English First Division.

Nov. 17 - MLS discontinues use of shootout, changes the game clock direction and realigns the league into three divisions. MLS also announces that "Soccer Saturdays" and a Monday night highlight show will be part of its national TV package. Crew moves to Central Division with Dallas, Chicago and Tampa Bay.

Dec. 16 - Crew President/GM Jamey Rootes announces that he is leaving the organization to become VP of Sales and Marketing for the NFL's expansion franchise in Houston, later named the Texans.

2000

Jan. 11 - Crew Stadium is named the 2000 Foremost Sports Facility of the Year by the International Sports Summit, edging out the Staples Center in Los Angeles.

Jan. 25 - Jim Smith is named Crew's new General Manager. Smith comes to the club from Ohio State University where he was Associate Athletic Director for Marketing and Communications.

Feb. 6 - MLS holds its first-ever SuperDraft in Fort Lauderdale. Taking the place of the previous college and supplemental drafts, the SuperDraft combined all collegiate, Project-40 and professional players who entered the draft. Crew trades its first round pick (No. 3 overall) to Dallas for forward Dante Washington.

March 25 - Robert Warzycha scores MLS's first-ever regular-season "Golden Goal" to propel Crew to a 2-1 victory over San Jose in its home opener.

May 3 - Crew snaps its 13-match winless streak at RFK Stadium, defeating D.C. United there for the first time ever, 2-1, on a Richie Williams own goal.

May 24 - Crew Stadium plays host to its first international exhibition match as German Bundesliga power Hamburg SV come to town, but it is the Crew which streaks to a decisive 4-1 victory.

July 26 - In its second international exhibition match of the season, the Crew plays Newcastle United F.C. of the English Premier League to a 2-2 draw before 18,212 spectators at Crew Stadium.

July 29 - A standing-room-only crowd of 23,495 is on hand as Crew Stadium plays host to the 2000 MLS All-Star Game. Mike Clark, Brian McBride and Dante Washington all represent the hometown Crew.

Sept. 6 - Matt Napoleon departs for Australia where he will serve as the alternate goalie for the U.S. Men's Olympic Team at the Sydney 2000 Games.

Sept. 9 - With the Crew already eliminated from postseason contention for the first time ever, a sellout crowd of 24,347 packs Crew Stadium for the 2000 finale vs. Chicago.

Sept. 13 - Brian McBride departs for England, on loan to First Division club Preston North End F.C. for the duration of the MLS offseason.

Oct. 11 - The U.S. Men's National Team and Costa Rica play to a 0-0 draw in a CONCACAF World Cup qualifying match at Crew Stadium. The second-largest crowd in stadium history 24,430 witnesses the historic event.

Nov. 11 - The first game of the U.S. Women's National Team's Glory Tour, vs. Canada, is played at Crew Stadium.

2001

Feb. 14 - Crew embarks on its first-ever overseas trip with departure for a 12-day training tour in Germany.

Feb. 21 - Agreement is reached with North American Broadcasting Co. to have Eagle 103.9 (WEVE-FM) become the new flagship station of the Columbus Crew Radio Network.

Feb. 28 - The U.S. Men's National Team defeats Mexico, 2-0, before a chilled, overflow crowd of 24,624 at Crew Stadium, in a final-round CONCACAF World Cup qualifying match.

April 4 - Crew opens its first-ever international competition with a 2-0 loss to CD Saprissa in San Jose, Costa Rica, in the quarterfinals of the FC (CONCACAF) Giants Cup. The Giants Cup involved the confederation clubs with the top attendance marks. The teams played to a 1-1 draw a week later (April 11) at Crew Stadium and Saprissa advanced to the semifinals on aggregate (3-1).

April 19 - Crew launches 5th Major Sport program (now Soccer Rocks), a partnership with the greater-Columbus soccer community to promote the game of soccer.

May 17 - Tom Fitzgerald is dismissed as Crew head coach, after parts of six seasons, and replaced on an interim basis by his top assistant Greg Andrusis.

May 19 - Crew pulls out a dramatic 2-1 overtime win over D.C. United in Greg Andrusis' debut as head coach. Jeff Cunningham scores golden goal in 99th minute after the Crew plays final 32 minutes two men down.

May 29 - Crew defeats Bayer Leverkusen of the German Bundesliga, 4-3, in an international exhibition match at Crew Stadium.

June 5 - Rookie forward Edson Buddle is named to the U.S. Under-20 National Team for the Xlth FIFA World Youth Championship, held in Argentina from July 7-July 8. Buddle appeared in three matches and scored one goal.

June 7 - U.S. Men's National Team and Ecuador play to a 0-0 tie in an international friendly match at Crew Stadium, with legendary guitarist Eric Clapton in attendance.

June 16 - Dante Washington sets a new club record for points in a game (8), by scoring three goals and adding two assists in The Crew's 6-1 win over Tampa Bay.

July 6 - The 'interim' is lifted from head coach Greg Andrusis' title, as GM Jim Smith announces he will remain at the helm for the balance of the season.

July 15 - Crew 'got milk?' billboards go up around greater-Columbus, featuring Mike Clark, Mike Duhaney, Brian Maisonneuve and Brian West.

July 28 - Mike Clark, Brian McBride and John Wilmar Perez represent the Crew in the 2001 All-Star Game in San Jose, Calif. With his five-point day (2g, 1a), McBride became the all-time leading scorer in all-star game history (6 GP, 5g-7a=17 pts).

Aug. 1 - Crew sells the 125,000th bratwurst in the history of its Buck-a-Brat Nights.

Sept. 13 - MLS cancels the final week-and-a-half of the 2001 regular season, in the aftermath of the Sept. 11 terrorist attacks on New York and Washington, D.C. The Crew's final two games are cancelled.

Oct. 9 - Crew forward Jeff Cunningham departs for a loan spell in Germany with Bayer Leverkusen of the German Bundesliga, following an impressive MLS season in which he became the first Crew player ever to achieve double-figure totals in both goals (10) and assists (13).

Oct. 20 - General Manager Jim Smith is named the 2001 MLS Executive of the Year.

Oct. 21 - The San Jose Earthquakes defeat the Los Angeles Galaxy, 2-1 in overtime, to win MLS Cup 2001 at Crew Stadium.

Oct. 25 - Crew signs head coach Greg Andrusis, who posted a 12-4-4 regular-season record after taking over, to a two-year extension.

Dec. 6 - MLS announces that its investors committed to funding and operating the league for the next five years, through the 2006 season.

Dec. 9 - Jeff Cunningham earns his first cap for the U.S. Men's National Team in an international friendly match at South Korea. The Jamaica-born Cunningham was sworn in as a U.S. citizen at the Federal Courthouse in Columbus on Nov. 13.

Dec. 16 - The University of North Carolina defeats Indiana University, 2-0, at Crew Stadium in the final of the 2001 NCAA Men's College Cup which kicked off on Dec. 14 with two national semifinal matches.

2002

Jan. 2 - MLS announces formation of a new company, Soccer United Marketing, to manage sales, service and broadcast production for a variety of properties.

Jan. 8 - MLS eliminates the Miami Fusion and Tampa Bay Mutiny via contraction, leaving a 10-team league.

Jan. 17 - Veteran midfielder Robert Warzycha is named a player/assistant coach for the 2002 season.

April 17 - Crew Founder Lamar Hunt announces the promotion of General Manager Jim Smith to the dual role of President/General Manager.

April 20 - The first annual Connor Senn Memorial Match is played at Jesse Owens Memorial Stadium on the Ohio State University campus. The game pits the Crew against the OSU

Buckeyes with a portion of the proceeds benefiting the Connor Senn Memorial Scholarship Fund, established after the Ohio State freshman tragically lost his life after collapsing during a game on Sept. 26, 2001.

April 22 - Brian McBride named by head coach Bruce Arena to the U.S. World Cup Team that went on to compete in the 2002 FIFA World Cup in Korea and Japan. Crew teammates Brian Maisonneuve and Brian West are named as alternates.

May 6 - Crew announces a partnership with the American Dairy Association & Dairy Council Mid East for a "got milk?" promotion. Tom Presthus, Brian Maisonneuve, Jeff Cunningham and Duncan Oughton sport milk moustaches on COTA busses throughout Columbus area.

May 15 - Crew defeats FC Nurnberg of the German Bundesliga, 7-2, in an international friendly at Crew Stadium.

May 31-June 30 - Crew Stadium is transformed into "Cup Headquarters" where it hosts viewing parties for every game of the 2002 FIFA World Cup. More than 27,000 people attend the viewing parties, which attract national media attention.

June 5 - Brian McBride tallies the game-winning goal as the U.S. Men's National Team kicks off the 2002 FIFA World Cup with a shocking 3-2 win over world power Portugal in Sowon, Korea.

June 15 - Dante Washington scores the 50th goal of his MLS career.

June 17 - Brian McBride tallies his second game-winning goal of the 2002 FIFA World Cup as the U.S. downs rival Mexico, 2-0, to advance to the quarterfinals, its best showing in 72 years.

June 24-25 - As a part of the media blitz following the U.S. World Cup Team's successful run in Korea, Brian McBride, along with several of his World Cup teammates, appear on a number of major national television programs, including The Late Show with David Letterman, Connie Chung Tonight, Good Morning America, Live! With Regis & Kelly and ESPN2's World Cup Tonight.

June 25 - Veteran Todd Yeagley announces his retirement due to chronic injuries in his knee and foot. After announcing his retirement, Yeagley joins the Crew's front office as the Assistant to the President/General Manager for the remainder of the season.

June 26 - Crew plays host to Club Tigres of the Mexican First Division in an exhibition match held at Crew Stadium. Columbus loses its first international exhibition against a Mexican team, 2-1.

June 27 - At Columbus Celebrates Sports, a ceremony held by the Greater Columbus Convention & Visitors Bureau to announce the formation of the Greater Columbus Sports Commission, the U.S. vs. Mexico World Cup qualifier held at Crew Stadium on Feb. 28, 2001 is named the second greatest moment in Columbus sports history. The opening of Crew Stadium is also ranked among the top 20 moments in Columbus sports history.

July 3 - Crew defender/midfielder Duncan Oughton is named to the New Zealand National Team for the Oceania Nations Cup, its regional confederation championship, ultimately won by the Kiwis on home soil.

July 11 - Veteran defender Mike Lapper announces his retirement and joins the Crew's front office staff as Director of Soccer Business Development.

July 31 - Brian McBride scores his 50th career MLS goal, all of them coming with the Crew.

Aug. 3 - Brian McBride, Brian Maisonneuve and John Harkes compete for the U.S. National Team in the Pepsi Mills All-Star Game vs. the MLS Stars.

Sept. 8 - The U.S. Women's National Team defeats Scotland, 8-2, at Crew Stadium in the first-ever meeting between the two countries.

Sept. 10 - Crew comes from behind in dramatic and improbable fashion to defeat K.C., 3-2 in OT, in a U.S. Open Cup semifinal at Crew Stadium, after trailing 2-0 through 75 minutes.

Oct. 16 - Midfielder Kyle Martino is named MLS Rookie of the Year, the first Crew player ever so honored.

Oct. 19 - Jeff Cunningham is named to the MLS Pepsi Best XI team.

Oct. 24 - The Crew wins its first-ever championship, defeating Los Angeles, 1-0, to win the U.S. Open Cup title at Columbus Crew Stadium, behind Freddy Garcia's goal and Jon Busch's shutout.

Dec. - Brian McBride is one of four MLS players featured in the December issue of Vanity Fair.

Dec. 16 - Crew all-time great Robert Warzycha announces his retirement and becomes a full-time assistant coach after spending 2002 as a player/assistant.

Dec. 18 - Brian McBride signs a multi-year extension to keep him with The Crew through 2005 and beyond.

2003

Jan. 6 - Jim Lauder, former University of Wisconsin and University of Dayton head coach, is named an assistant coach.

Jan. 10 - Brian McBride begins successful, three-month loan spell with Everton of the English Premier League, which sees him score four goals in eight games.

Feb. 19 - Brian McBride and his wife Dina grace the pages of the 2003 Sports Illustrated Swimsuit Issue.

March 7 - U.S. World Cup and Olympic team veteran Frankie Hejduk signed.

April 16 - Crew defeats Monarcas Morelia of Mexico, 2-0, at Crew Stadium, but is eliminated from the CONCACAF Champion's Cup, 6-2 on aggregate, in the quarterfinal round. Columbus defeated Deportivo Arabe Unido of Panama in the Round of 16.

May 10 - Crew Stadium's Huntington Club is dedicated. Located on the mezzanine level in the southeast corner of the stadium, the fully enclosed, climate controlled, high-end hospitality space is utilized for exclusive group functions during Crew matches and other stadium events.

May 10 - Jeff Cunningham becomes the 14th player in MLS history to score his 50th career goal in a 2-0 win over Colorado.

June 7 - The Home Depot Center opens in Carson, Calif., becoming the second major-league soccer-specific stadium to open in the U.S. (after Crew Stadium).

July 5 - Crew players, coaches and team staff receive their 2002 U.S. Open Cup championship rings in an on-field ceremony prior to game vs. Dallas.

July 6 - The U.S. Men's National Team, including Brian McBride and Frankie Hejduk of the Crew, defeats Paraguay, 2-0, in a friendly at Crew Stadium.

Sept. 20, 24, 28 - Crew Stadium plays host to three first-round doubleheaders in the 2003 FIFA Women's World Cup. The U.S. defeats North Korea, 3-0, before a sellout crowd of 22,828 on Sept. 28.

Oct. 19 - Battling a respiratory infection, Brian McBride comes off the bench to score the 59th and 60th goals of his MLS career, the latter a dramatic game-winner in the final minute of OT at D.C.

2004

Jan. 14 - Goalkeeper Tom Presthus retires months after "Tommy John" surgery to repair a torn ulnar collateral ligament in his right elbow.

Jan. 16 - Crew selects Chad Marshall with the second overall pick in the 2003 MLS SuperDraft.

Jan. 20 - Brian McBride transferred to Fulham F.C. of the English Premier League, following eight standout seasons in Columbus.

Jan. 29 - Former New England assistant John Murphy is named an assistant coach.

March 16 - Defender Mike Clark, the Crew's all-time games-played leader and a member of the team since the inaugural 1996 season, retires.

March 24 - MLS Commissioner Don Garber announces that MLS regular-season contests will no longer feature overtime periods when games are tied after 90 minutes.

May 15 - Crew Stadium celebrates its fifth anniversary with a 1-0 Crew win over New England, which was also the opponent when the facility opened on May 15, 1999.

June 13 - The U.S. defeats Grenada, 3-0, at Crew Stadium in its 2006 FIFA World Cup qualifying opener.

June 21 - Crew specialty license plates, featuring the club's logo, are introduced by the Ohio Bureau of Motor Vehicles.

July 9 - President/GM Jim Smith departs for an executive position with the NFL Atlanta Falcons and Crew Stadium GM Mark McCullers is named Interim GM.

July 14 - Real Salt Lake admitted to MLS as an expansion team for the 2005 season.

July 22 - Crew wins rights to 17-year-old U.S. youth national team star Danny Szeletla in a weighted lottery televised live on ESPN News.

Aug. 2 - CD Chivas USA admitted to MLS as an expansion team for the 2005 season.

Sept. 18 - Edson Buddle establishes a new club record for goals in a game, scoring every Crew goal in a 4-2 win over the MetroStars.

Oct. 6 - Crew defeats Chicago, 1-0, to clinch first-ever regular-season Eastern Conference title and run unbeaten streak to 16 games, setting new league record.

Oct. 17 - Crew ties Colorado, 1-1, in regular-season finale to extend its MLS-record unbeaten streak to 18 games (8-0-10) and clinch Supporters Shield, won by the team with the top overall regular-season record (12-5-13, 49 pts.).

Nov. 10 - MLS, Soccer United Marketing and adidas announce exclusive 10-year partnership, making adidas official athletic sponsor and licensed product supplier. The partnership incorporates every aspect of the game, from product creation, to grassroots programs, television rights and retail distribution.

Nov. 12 - Greg Andrulis is named MLS Coach of the Year, making him the first Crew coach so honored, and Robin Fraser is named MLS Defender of the Year.

Nov. 13 - Defender Robin Fraser named to RadioShack Best XI team.

Nov. 17 - The U.S. ties Jamaica, 1-1, at Crew Stadium in CONCACAF semifinal-round qualifying for the 2006 FIFA World Cup.

Nov. 19 - Defender Nelson Akwari and forward Erick Scott are selected by Real Salt Lake in the 2004 MLS Expansion Draft.

Dec. 4 - Former head coach Tom Fitzgerald is killed in a motorcycle accident in Tampa, Fla.

2005

Jan. 14 - Jeff Cunningham, the club's career co-goal-scoring leader is traded to Colorado after seven years in Black & Gold.

Jan. 19 - Mark McCullers has the "interim" removed from his title and is officially appointed General Manager.

Jan. 27 - Crew and the Ohio South Youth Soccer Association (OSYSA) announce multi-year partnership agreement that includes technical development, sponsorship development and promotional opportunities for both parties.

Jan. 31 - Brian Maisonneuve, the last remaining active player from the inaugural 1996 season, announces his retirement after battling ankle injuries for years.

March 27 - Ohio News Network becomes the local TV home of the Crew as part of broader three-year partnership with Dispatch Printing Company.

April 2 - Crew opens its 10th season with 3-0 win over L.A. at Crew Stadium, extending league-record regular-season unbeaten streak to 19 games (9-0-10).

April 15 - MLS announces ratification of the first Collective Bargaining Agreement (CBA) in league history by the MLS Players Union. Agreement to run through 2009 MLS season.

May 30 - Danny Szeletla named to U.S. Under-20 National Team roster for 2005 FIFA World Youth Championship in Holland by head coach Sigi Schmid.

July 12 - Head coach Greg Andrulis relieved of duties. Assistant coach Robert Warzycha named interim head coach.

July 16 - Crew earns 1-1 tie at Chicago in Robert Warzycha's head coaching debut. Rookie midfielder Eric Vasquez scores the lone goal in his first professional game.

July 27 - Crew defeats Fulham FC of the English Premier League, 2-1, at Crew Stadium in an international exhibition against former star Brian McBride's team.

July 30 - MLS All-Stars defeat Fulham FC of the English Premier League, 4-1, before a sellout crowd of 23,309 at Crew Stadium in the 2005 Sierra Mist MLS All-Star Game.

Aug. 6 - Pizza Hut Park, the new home of FC Dallas and the league's third soccer-specific stadium, opens in Frisco, Texas.

Sept. 3 - U.S. Men's National Team defeats Mexico, 2-0, before a sellout crowd of 24,685 at Crew Stadium in a final-round CONCACAF World Cup Qualifier.

Sept. 16 - Crew Founder Lamar Hunt honored at the U.S. Soccer Foundation's 2005 banquet with its Lifetime Achievement Award.

Oct. 20 - Sigi Schmid named the fifth head

coach in Crew history. Interim head coach Robert Warzycha accepts offer to remain as Schmid's top assistant.

Nov. 9 - Captain Robin Fraser, one of the most respected and decorated defenders in league history, announces his retirement.

Nov. 11 - Former Crew star Brian McBride named to the RadioShack All-Time Major League Soccer Best XI team.

Dec. 15 - AEG announces that Houston is the new home of the San Jose Earthquakes. San Jose retains Quakes' name, colors and records.

2006

Jan. 20 - Crew selects 2005 MAC Hermann Trophy winner Jason Garey with its first pick (No. 3 overall) in the 2006 MLS SuperDraft.

Jan. 30 - Crew names promotion marketing agency Ryan Partnership as its agency of record for marketing services, advertising and promotions.

Feb. 17 - Strategic partnership with AEG LIVE to exclusively book and co-promote concerts at Crew Stadium is announced. The first of those concerts will be The Road & Radio Tour, featuring Kenny Chesney, on Saturday, May 27.

March 9 - Red Bull Company Limited, the Austrian energy drink company, purchases MetroStars and team renamed New York Red Bulls.

March 10 - Announces that The Brew @ 105.7 (WBWR-FM), will serve as the Crew's new English radio home.

April 20 - Crew honored with a Central Ohio Emerald Award in the "Partnership" category, by the Solid Waste Authority of Central Ohio (SWACO), at its inaugural ceremony.

May 3 - Frankie Hejduk is diagnosed with a torn ACL in his right knee, one day after being named to the USA's 23-man roster for the 2006 FIFA World Cup.

May 11 - Maple Leaf Sports & Entertainment (MLSE) and MLS unveil Toronto FC. Toronto becomes 13th MLS team and the first outside U.S.

June 9 - Crew Stadium holds viewing parties for all 64 2006 FIFA World Cup games.

July 26 - Crew battles Everton of the English Premier League to a 1-1 tie in an international exhibition at Crew Stadium.

July 31 - Fox Soccer Channel inks new five-year programming deal with Soccer United Marketing (SUM) that includes live and exclusive English-language rights to a selection of Major League Soccer (MLS), international friendlies and U.S. Men's and Women's National Team matches through 2010.

Aug. 6 - ESPN Inc. reaches comprehensive multimedia agreement with Soccer United Marketing (SUM) for Major League Soccer rights through 2014.

Sept. 25 - Soccer United Marketing (SUM) reaches comprehensive agreement with Univision Communications Inc. for the broadcast rights to Major League Soccer and other top soccer properties through 2014.

Nov. 11 - Major League Soccer's Board of Governors unveils details of the 2007 MLS competition structure, including the implementation of a Designated Player Rule. That rule allows MLS clubs to sign players whose salary will fall outside of the team salary budget and whose cost above the salary budget charge will be the financial responsibility of

the club. A Designated Player's salary charge will be capped at \$400,000, but his salary could be higher.

Nov. 14 - Crew Stadium is resodded, with an entirely new natural playing surface being installed for the first time in its nearly eight-year history.

Dec. 14 - Crew Founder Lamar Hunt, one of the most renowned pioneers in American sports history, died following an eight-year battle with prostate cancer.

2007

Jan. 11 - Global icon and world-renowned soccer player David Beckham signs historic contract with the Los Angeles Galaxy. The 31-year-old midfielder will join the Galaxy after his contract with Real Madrid expired on June 30.

Feb. 15 - Crew defeats Real Salt Lake 2-1 in third annual Tom Fitzgerald Memorial Match at the Univ. of South Florida's Sun Dome.

March 8 - Crew wins the rights to 19-year-old U.S. U-20 midfielder Robbie Rogers via weighted lottery held at MLS Headquarters in NY.

March 11 - Crew tops FC Dallas 3-0 in inaugural Lamar Hunt Pioneer Cup, created in honor of late Crew Founder and FC Dallas Investor-Operator Lamar Hunt.

March 20 - Crew announces agreement with Columbus Sports Network (CSN) to broadcast 13 Crew regular season home games, ensuring that every Crew regular season game would be available on TV for the first time ever in 2007.

March 22 - Crew announces that for the first time ever all Crew games, home and away, would be broadcast in Spanish.

April 7 - Crew honors late Founder Lamar Hunt on Opening Day with a limited edition commemorative coin. The two-sided coin features the likeness and signature of Mr. Hunt on one side, and the Crew logo along with an image of Crew Stadium on the reverse. The coin is now used for the official coin toss at all Crew home games.

April 19 - Crew signs midfielder Guillermo Barros Schelotto, one of the most beloved players in the history of legendary Argentine club Boca Juniors.

May 9 - Crew acquires forward Alejandro Moreno from Houston. Moreno goes on to lead the club in goals scored in 2007, with seven.

May 24 - Frankie Hejduk is named to the U.S. National Team Roster for the 2007 CONCACAF Gold Cup, his first call-up since suffering a season-ending ACL tear in April 2006.

June 15 - Robbie Rogers, Danny Sztetela and Tim Ward are named to the U.S. roster for the FIFA Under-20 World Cup.

June 21 - Frankie Hejduk scores the U.S.'s opening goal in its 2-1 victory over Canada in the CONCACAF Gold Cup semifinal.

June 24 - Frankie Hejduk is named to the 2007 CONCACAF Gold Cup All-Tournament Team "Best XI."

June 28 - Eddie Gaven is named to the U.S. roster for the CONMEBOL Copa America tournament. Gaven earns his fourth and fifth caps in the tournament.

June 30 - Crew midfielder Danny Sztetela scores the lone U.S. goal in a 1-1 draw with Korea in the U-20 World Cup opener. Robbie Rogers and Tim Ward also start for the U.S. side and play the full 90 minutes.

July 3 - Danny Sztetela scores two goals and Robbie Rogers notches two assists in the U.S.'s 6-1 victory over Poland in the U-20 World Cup.

July 7 - Crew dedicates Founder's Park prior to its match against Real Salt Lake. A memorial tribute to Crew Founder Lamar Hunt just south of the Crew Kicker Plaza, the park incorporates existing plaque-on-rock monuments conceived by Mr. Hunt and now features a new layout and landscape design, which was one of his interests.

July 18 - MLS announces that the San Jose Earthquakes will return to the league in 2008 as an expansion team, with an ownership group led by Lew Wolff and John Fisher, principal owners of the Oakland Athletics baseball club.

July 19 - Midfielder Guillermo Barros Schelotto and defender Frankie Hejduk are named to the 2007 MLS All-Star Team.

July 23 - Guillermo Barros Schelotto is selected as MLS' Player of the Week after his two-goal performance against Toronto FC on July 22.

July 28 - Crew falls to Aston Villa FC of the English Premier League, 3-1, at Crew Stadium in an international exhibition. AVFC is owned by Cleveland Browns (NFL) owner Randy Lerner.

Aug. 2 - Guillermo Barros Schelotto is selected as MLS' Player of the Month for July, after scoring three goals and notching one assist in four games during the month.

Aug. 31 - Crew sells midfielder Danny Sztetela to Racing de Santander of the Spanish Premier League.

Sept. 10 - Construction begins on 60'x120' permanent stage in Crew Stadium's north end.

Sept. 30 - Crew fans sport dark apparel in an effort to "Black Out" the L.A. Galaxy at Crew Stadium. The standing-room-only crowd of 24,300 is the eighth largest home crowd in Crew history.

Oct. 4 - The Crew and ICI Paints announce a landmark long-term partnership that positions the Glidden paints brand as the Presenting Sponsor of the Crew. The most visible element of the partnership will be the prominent placement of the Glidden logo on the front of all Crew jerseys starting in 2008.

Oct. 16 - The Crew and Brad Friedel's Premier Soccer Academies (PSA) announce partnership to advance youth player development in the state of Ohio and beyond.

Nov. 13 - MLS announces that Seattle will join the league as an expansion team in 2009, becoming the league's 15th team as a member of the Western Conference.

Nov. 17 - Midfielder Guillermo Barros Schelotto is named to the 2007 MLS "Best XI."

Dec. 18 - MLS announces that each team awarded one additional international player slot, that the distinction between Youth International and Senior International has been removed and that all international player slots will be tradable.

2008

Jan. 29 - Crew names Brian Bliss first Technical Director in club history.

Feb. 9 - The Crew Soccer Academy opens its inaugural season in the U.S. Soccer Development Academy league.

Feb. 19 - Crew announces three-year deal with ClearChannel by which News/Talk 610 WTV becomes the club's English radio home.



Feb. 28 - MLS awards Philadelphia expansion franchise that will begin play in 2010 as league's 16th team.

March 22 - Crew defeats CD Metapán of El Salvador in an international friendly at Crew Stadium.

March 27 - Crew and Toronto FC announce plans for new competition between the geographic rivals called Trillium Cup, which refers to the official flower of the province of Ontario and official wildflower of the State of Ohio and will be awarded annually to the winner of the regular-season series between the two clubs.

March 29 - The Nordecke is born, as three main supporters groups come together for the first time in the northeast corner of the stadium on opening day.

March 29 - Crew Stadium's new permanent concert stage is christened by national recording artists Saving Jane, which plays postgame show.

April 10 - Crew and charitable arm, Crew Soccer Foundation, win 2008 Corporate Caring Award in Education category.

May 2 - Hunt Sports Group announces promotion of Mark McCullers to the expanded role of President and General Manager.

May 21 - Crew Juniors and Worthington United announce formal youth development club partnership.

June 9 - Crew Juniors and Cincinnati United announce strategic partnership whereby Cincinnati United's premier level (Cincinnati United Premier - CUP) becomes an official youth affiliate.

July 9 - Crew defeats Independiente of Argentina, 2-1, in an international friendly at Crew Stadium.

July 10 - Frankie Hejduk and Robbie Rogers named to 2008 MLS All-Star First XI.

July 17 - Robbie Rogers named to U.S. Olympic Team for 2008 Games in Beijing, China.

July 18 - Crew Soccer Academy U18s finish third at U.S. Soccer Development Academy (National) Finals.

July 20 - Crew falls to West Ham United of England's Premier League, 3-1, in an international friendly at Crew Stadium.

Aug. 7 - Robbie Rogers and Emmanuel Ekpo begin group play in the 2008 Olympic Games for the U.S. and Nigeria, respectively.

Sept. 2 - Official blog, The Black & Gold Standard, is launched.

Sept. 13 - Crew wins inaugural Trillium Cup 5 points to 2, after 1-1 draw with Toronto FC at BMO Field.

Oct. 12 - Crew clinches 2008 Supporters' Shield with 2-2 tie at Chicago, coupled with the Houston's 0-0 tie vs. D.C. United.

Nov. 6 - Chad Marshall named 2008 MLS Defender of the Year.

Nov. 8 - Crew defeats K.C. Wizards, 2-0, at Crew Stadium to win Eastern Conference Semifinal Series 3-1 on aggregate.

Nov. 11 - Sigi Schmid named 2008 MLS Coach of the Year.

Nov. 13 - Crew wins Eastern Conference Championship, 2-1, over Chicago at Crew Stadium, advances to MLS Cup for first time.

Nov. 20 - Guillermo Barros Schelotto named 2008 MLS Most Valuable Player.

Nov. 22 - Guillermo Barros Schelotto, Chad



Marshall and Robbie Rogers named to 2008 MLS Best XI team.

Nov. 23 - Crew earns first-ever MLS Cup Championship, defeating the New York Red Bulls, 3-1, before 27,000 at the Home Depot Center in Carson, Calif. Guillermo Barros Schelotto named MLS Cup MVP after assisting on all three Crew goals, setting a new match record for assists.

Nov. 24 - A raucous, estimated crowd of 1,000 packs the baggage claim area at Port Columbus International Airport to welcome home the newly crowned MLS Cup champs.

Nov. 25 - Ohio Gov. Ted Strickland welcomes the 2008 MLS Cup-champion Crew to the Ohio Statehouse for a community celebration.

Dec. 2 - Crew exercises option on Guillermo Barros Schelotto's contract, making the Argentine superstar the club's first Designated Player.

Dec. 22 - Former Crew playing standout and longtime assistant coach Robert Warzycha is named the fifth head coach in club history.

2009

Jan. 22 - Former Crew defender Ricardo Iribarren returns to the club as an assistant coach.

Feb. 7 - Crew receives Award of Distinction at Touchdown Club of Columbus Annual Banquet, in recognition of its MLS Cup title.

Feb. 11 - U.S. Men's National Team defeats Mexico, 2-0, before a sellout crowd of 23,776 at Crew Stadium in a final round CONCACAF

World Cup Qualifier.

March 18 - Crew signs Dublin native and former Ohio State All-American Eric Brunner.

March 18 - Vancouver granted a MLS expansion team to begin play in 2011.

March 20 - Portland, Ore., granted a MLS expansion team to begin play in 2011.

March 25 - Mayor Michael Coleman announces at Crew media day that Silver Dr. between Hudson and Velma ceremonially renamed MLS Champions Way and unveils street sign.

May 9 - Crew Stadium's 10th birthday celebrated (six days early) in conjunction with game vs. K.C., a 3-2 Crew victory.

June 25 - Chad Marshall and Robbie Rogers named to U.S. National Team for 2009 CONCACAF Gold Cup.

July 2 - Guillermo Barros Schelotto named MLS Player of the Month for June.

July 7 - Crew Stadium plays host to 2009 CONCACAF Gold Cup doubleheader, featuring Jamaica vs. Costa Rica and Canada vs. El Salvador.

July 13 - The 2008 MLS Cup-champion Crew visits the White House at the invitation of President Barack Obama for a Rose Garden ceremony recognizing both its championship and longstanding commitment to community service.

July 13 - Guillermo Barros Schelotto and Chad Marshall named to MLS All-Star First XI.

July 25 - Jason Garey scored on a dramatic header from a Frankie Hejduk cross two minutes into stoppage time, completing a

second-half comeback and giving the Crew a stunning 3-2 victory – and the 2009 Trillium Cup – over Toronto FC.

July 25 – With win over Toronto FC, Crew establishes MLS record with its 19th consecutive regular-season home match without a loss.

July 27 – Crew Soccer Academy 17/18s defender Matt Viet named to prestigious, national Development Academy Starting XI.

Aug. 18 – Crew defeats Puerto Rico Islanders, 2-0, at Crew Stadium in its first-ever CONCACAF Champions League match.

Sept. 2 – Chad Marshall named MLS Player of the Month for August.

Sept. 16 – Crew becomes first MLS team to win at Sapri's Estadio Ricardo Sapri's, 1-0 in CONCACAF Champions League play.

Sept. 26 – Crew extends league-record home unbeaten streak to 22 games (16-0-6) with 2-0 win over L.A.

Oct. 19 – "A Massive Season," Steve Sirk's book chronicling the Crew's 2008 championship campaign, is released.

Oct. 21 – Crew becomes only MLS team to reach quarterfinals of 2009/10 CONCACAF Champions League with 1-1 draw at Puerto Rico Islanders.

Oct. 22 – Crew clinches its second consecutive Supporters' Shield.

Nov. 5 – Chad Marshall named 2009 Defender of the Year for the second consecutive season.

Nov. 16 – Chad Marshall named to the 2009 MLS Best XI squad.

Nov. 17 – Crew head coach Robert Warzycha selected to lead "Generation adidas" tour in South Africa.

Nov. 25 – Alejandro Moreno selected by Philadelphia Union in 2009 MLS Expansion Draft.

Nov. 25 – Crew drawn to face Mexican Apertura champion Toluca in CONCACAF Champions League quarterfinals on March 9 and 17, 2010.

2010

Mar. 18 – Crew battles Toluca until the end, falling 3-2 in Champions League Quarters. Guillermo Barros Schelotto scored both Columbus goals as it valiantly bowed out of prestigious regional club championship tournament, 5-4 aggregate.

Mar. 19 – Columbus Crew and La Mega 103.1-FM announced that the station would serve as the new Spanish Radio Home for the Crew in 2010.

April 29 – Crew Juniors, the Columbus Crew's youth development club, and FC Phoenix announced a formal partnership to form Phoenix Crew Juniors (PCJ), providing families in surrounding communities an outstanding local option to be connected with one of the most comprehensive youth soccer models in Major League Soccer and the nation.

May 28 – Work on the first phase of the \$5 million project vastly improving the parking infrastructure surrounding Crew Stadium commenced. The portion of the Ohio Expo Center North Lot south of Black & Gold Blvd., east of Korbel Ave. and west of Wilnis Ave. has now been graded, drained and paved.

May 29 – Columbus Crew forward Emilio Renteria was voted Major League Soccer Player of the Week by the North American

Soccer Reporters (NASR) for Week 9 of the 2010 MLS season. Renteria supplied two goals for the Crew in as many games played this week, one during the Crew's 3-1 midweek victory over the New York Red Bulls and the game-winner in their 1-0 win against the Kansas City Wizards on Sunday.

July 13 – Guillermo Barros Schelotto and Chad Marshall were named to the 2010 MLS All-Star First XI.

June 11 - July 15 – Nearly 10,000 fans flocked to Crew Stadium for live telecasts of all 64 games of the 2010 FIFA World Cup. The month-long tournament kicked off on June 11 and became the most-watched ever in the United States.

July 26 – Tyler Pollack scored the game's lone goal as the Crew Juniors Under-19 squad defeated FC Delco Hammerheads, 1-0, on national TV to win the McGuire Cup National Championship at the Overland Park Soccer Complex, in Overland Park, Kan., where the country's top teams earned the opportunity to compete in the final step of the 2010 US Youth Soccer National Championship Series.

Sept. 1 – The Columbus Crew staged a dramatic comeback to advance to the 2010 Lamar Hunt U.S. Open Cup Final with a 2-1 victory over D.C. United at steamy RFK Stadium.

Oct. 5 – Seattle Sounders FC defended their Lamar Hunt U.S. Open Cup title with a 2-1 win over the Columbus Crew before a crowd of 31,311 at Qwest Field, which was largest ever for a final in the tournament's history.

Oct. 22 – The Crew defeated Joe Public FC of Trinidad, 4-1, to cap a successful Group Stage in the 2010/11 CONCACAF Champions League in which it advanced to the quarterfinals for the second straight season.

Nov. 1 – The Crew was drawn to play MLS rival Real-Salt Lake in the CONCACAF Champions League Quarterfinals. A pair of all-Mexican matchups joined the all-U.S. affair in highlighting the quarterfinal stage.

2011

Jan. 28 – The Columbus Crew announced the signing of Jeff Cunningham to a multi-year contract, returning one of the most prolific scorers in league history to the club where he spent his first seven professional seasons.

Feb. 3 – Crew icon Duncan Oughton announced his retirement from professional soccer, following a stellar 10-year career in which he became the longest-serving player in club history. Simultaneously, the Crew announced that he joined the front office as assistant technical director, a newly created role in which he will be involved in a variety of functional areas, including community relations, alumni relations, broadcasting, fan relations and youth player development.

April 13 – Hunt Sports Group extends contract of President and General Manager Mark McCullers for another four years. McCullers, in his seventh full season as General Manager and third as President at the time of the extension, has been consistently steering the organization to substantive growth and progress.

April 23 – The Crew broke another franchise record when it posted the most consecutive minutes without allowing a goal – 414 – between March 19 at D.C. and April 23 at Toronto. The previous record of 373 minutes

was set in 2009 from July 25 vs. Toronto to Aug. 30 at New York.

May 17 – The Crew signed its first Homegrown player Aaron Horton. A native of Lewis Center, Ohio, Horton is a product of the Crew Soccer Academy and spent one season at the University of Louisville before turning pro. The Crew would add two more Homegrown Players before the start of the 2012 season.

May 25 – The Crew Soccer Academy announced a partnership with storied youth club Michigan Wolves. With the partnership, the Crew extended its reach in the development of youth talent in the region.

July 6 – Jeff Cunningham broke the Crew's all-time scoring record in thrilling fashion on July 6 at Vancouver, with a stoppage time goal that also allowed him to tie Jaime Moreno for the MLS all-time scoring lead (133).

July 16 – The Columbus Crew unveiled the "Circle of Honor" in conjunction with the induction of club legend Brian McBride in a ceremony at halftime of the match vs. San Jose. Induction represents the highest club honor and is reserved for only its most iconic figures, whose contributions and accomplishments are recognized with a permanent presence on the west facade within the stadium. McBride was the Crew's first draft pick in the inaugural 1996 season and went on to have a massive career on and off the field.

Aug. 27 – Cunningham's 64th goal in Black & Gold was the one that broke the all-time MLS scoring record. On Aug. 27 at Seattle, the veteran forward took a well-placed penalty kick that made him the most prolific goal-scorer in MLS history.

Sept. 1 – The Crew signed head coach Robert Warzycha to a new contract. Warzycha, in his third full season as head coach and 10th on the coaching staff, guided the Crew to the 2009 Supporters' Shield title, with a 13-7-10 record, and into the quarterfinals of the 2009-10 CONCACAF Champions League.

Sept. 15 – The Crew launched its "Dare to be Massive" and "Goal 10K" campaigns in an event at Columbus Commons with MLS Commissioner Don Garber, Hunt Sports Group Chairman Clark Hunt, Crew President and GM Mark McCullers and Columbus Mayor Michael B. Coleman. The campaign was designed to reinvigorate the community and return the Crew season ticket base to 10,000.

Oct. 15 – The Crew earned its fourth straight playoff berth which matches the club record, first achieved from 1996-99.

2012

Feb. 15 – The Columbus Crew and Perio, Inc. announced a major, long-term partnership that positions the Barbasol brand as the new jersey partner of Ohio's Major League Soccer club. Through the strategic partnership, the Barbasol wordmark will have prominent placement on the front of all Crew jerseys starting this season. This is the largest sponsorship deal in Crew history.



DARE TO BE MASSIVE

CREW BROADCAST INFORMATION

TELEVISION



FOX SPORTS OHIO

For the sixth straight season, each of the Crew's regular-season games will be available on television, with 32 airing statewide on new regional broadcast partner FOX Sports Ohio and two being televised nationally on NBC Sports Network.

Dwight Burgess handles play-by-play duties for all regional broadcasts, while Duncan Oughton returns for his second season as lead analyst after retiring from his 10-year playing career following the 2010 campaign as the most tenured player in Crew history.

Burgess, the original "Voice of the Crew," is back for his 17th season behind the microphone for the Crew and his 22nd, calling professional soccer play-by-play. A 31-year broadcast veteran, Burgess was also the longtime men's and women's head coach at Capital University in Columbus.

When the Crew and Cincinnati Reds play simultaneously, please check both main and alternate FOX Sports Ohio channels for the coverage of both games. Alternate channel information is located at www.FOXSportsOhio.com/pages/channelfinder.

Crew games will also be included in the MLS Direct Kick subscription package, which is available through satellite TV providers DIRECTV and DISH Network, along with digital cable provider iN DEMAND.

CREW LOCAL TELEVISION SCHEDULE

DATE	DAY	GAME	TIME (ET)	NETWORK
3/10	Sat.	Colorado Rapids	6:00	FSOhio
3/24	SAT.	MONTREAL IMPACT*	4:00	FSOhio
3/31	Sat.	Toronto FC*	2:00	FSOhio
4/7	SAT.	NEW YORK RED BULLS*	3:00	FSOhio
4/21	SAT.	HOUSTON DYNAMO*	7:30	FSOhio
4/28	SAT.	VANCOUVER WHITECAPS FC	7:30	FSOhio
5/5	Sat.	Portland Timbers	10:30	FSOhio
5/12	SAT.	FC DALLAS	7:30	FSOhio
5/19	Sat.	San Jose Earthquakes	10:30	FSOhio
5/23	Wed.	Seattle Sounders FC	10:00	FSOhio
5/26	SAT.	CHICAGO FIRE*	7:00	FSOhio
6/16	Sat.	New England Revolution*	7:30	FSOhio
6/23	Sat.	Chicago Fire*	8:30	FSOhio
6/30	SAT.	REAL SALT LAKE	8:00	FSOhio
7/8	Sun.	Montreal Impact*	7:30	FSOhio
7/14	SAT.	SPORTING KC*	7:30	FSOhio
7/21	SAT.	D.C. UNITED*	7:30	FSOhio
7/28	Sat.	Sporting KC*	8:30	FSOhio
8/4	Sat.	D.C. United*	7:30	FSOhio
8/11	SAT.	TORONTO FC*	7:30	FSOhio
8/19	Sun.	Houston Dynamo*	9:00	FSOhio
8/25	SAT.	NEW ENGLAND REVOLUTION*	7:30	FSOhio
8/29	Wed.	Philadelphia Union*	8:00	FSOhio
9/1	SAT.	MONTREAL IMPACT*	7:30	FSOhio
9/5	Wed.	New England Revolution*	8:00	FSOhio
9/15	Sat.	New York Red Bulls*	7:00	FSOhio
9/19	WED.	CHIVAS USA	7:30	FSOhio
9/22	Sat.	Chicago Fire*	8:30	FSOhio
9/29	SAT.	PHILADELPHIA UNION*	7:30	FSOhio
10/7	SUN.	SPORTING KC*	4:00	FSOhio
10/20	Sat.	D.C. United*	7:30	FSOhio
10/28	SUN.	TORONTO FC*	4:00	FSOhio

CREW NATIONAL TELEVISION SCHEDULE

DATE	DAY	GAME	TIME (ET)	NETWORK
4/7	SAT.	NEW YORK RED BULLS*	3:00	Galavision (Spanish)
4/14	Sat.	Philadelphia Union*	3:30	NBC Sports Network
5/26	SAT.	CHICAGO FIRE*	7:00	Galavision (Spanish)
8/15	WED.	LA GALAXY	7:00	NBC Sports Network



ENGLISH RADIO

News/Talk 610 WTVN remains the Crew's English radio home for the fifth straight season. All 34 regular-season games, as well as any playoff contests, will air on WTVN.

Neil Sika is in his fifth season as the Crew's primary radio play-by-play announcer, having filled in on occasion in previous seasons. Ohio State men's soccer head coach John Bluem will again provide color commentary on most home broadcasts.

Sika provided radio play-by-play for Ohio State men's hockey from 2003-08 and served in the same capacity for Ohio State baseball from 2004-05. He has also done radio work for Monarch Sports.

His television work includes serving as an analyst on Miami University hockey telecasts on ONN, along with numerous national and regional events on Big Ten Network and Sports Time Ohio. He is a 2003 graduate of The Ohio State University.

SPANISH RADIO

For the sixth straight season, all 34 Crew regular-season games can be heard in Spanish, after five successive seasons in which all home games were broadcast in Spanish. La Mega 103.1 is in its second season as the Spanish Radio Home of the Crew. The broadcast team is made up of Carlos Cordova and veteran Benny Pietrangolo, a former University of Akron star and professional player.



CREW NAME, LOGOS AND MASCOT

PRIMARY LOGO

Certain elements must be considered when choosing a name for a professional sports team. The name must be unique, versatile, appeal to youth, and most importantly, capture the attitude and key values of the region or team it represents. With that in mind, and after evaluating numerous possibilities, the Major League Soccer franchise in Columbus, Ohio, became the Columbus Crew.

"In designing the logo and uniform, several factors were considered," said Peter Moore, worldwide creative director for adidas and designer of the Crew logo and uniform. "It was necessary to represent the Columbus community in an appropriate and positive manner. The name suggests a workhard, show-me-don't-tell-me attitude. The name implies 'team,' 'people working together.'"

Using the Crew's team colors of black, yellow and metallic silver, the Crew logo remains consistent with the hard-working attitude for which the name was intended. The three construction workers featured in the logo, complete with hard hats and displaying a look of distinct seriousness, reflect the demeanor that is expected from "America's Hardest Working Team."



SECONDARY LOGO



A secondary logo, featuring the same three construction workers, has incorporated "Columbus," because the original logo, or crest, did not bear the city's name.

The Crew name resulted from a month-long contest in The Columbus Dispatch, which asked soccer fans to submit names for their new MLS franchise. Thousands of entries were received.

but when all was said and done, "The Crew" emerged as the winner.

Luis Orozco of Columbus was the lone person to submit "The Crew" as a nickname. As a result, he received the contest's Grand Prize of two season tickets to the team's inaugural season at Ohio Stadium.

TEAM LETTERING

The Crew's team lettering is the only version of its logo family without the construction workers. It is derived from the secondary logo and adorned the front of the club's jerseys from the 2003 through 2007 seasons.



MASCOT CREW CAT

Crew Cat has been the official mascot of the Columbus Crew since the inaugural 1996 season.

Sporting a Crew uniform and trademark hard hat, the most popular feline in central Ohio has been delighting Crew fans of all ages with its antics ever since.

In addition to Crew games, "America's Hardest Working Mascot" can be found throughout the area, making numerous appearances and representing the organization at a wide variety of events – especially anywhere that children and soccer balls converge.



CREW IN THE COMMUNITY

The Crew and its charitable arm, the Crew Soccer Foundation, consider community service and involvement as important as winning soccer games. In both areas, the closely aligned organizations are never satisfied and constantly strive to expand upon their longstanding commitment to excellence off the field, as well as on it.

The Crew and CSF have been humbled to see those efforts recognized with Corporate Caring Awards in Education in both 2008 and 2011, and with the CVG Samaritan Award for Community Service, recognizing our commitment to ending the cycle of poverty for youth in the Columbus region, at the 2012 Medical Mutual Pillar Awards ceremony. We were also honored to be the first professional team to participate in President Obama's United We Serve community outreach initiative. As part of our White House visit to commemorate our 2008 MLS Cup Championship, we organized a soccer and life skills clinic for youth in Washington, D.C.

In concert with CSF, our players, coaches and front office staff, we work diligently to help make central Ohio a better place. Whether through distribution of Kicks for Kids tickets for deserving youngsters to

experience the thrill of game day at Crew Stadium, in-kind donations, appearances by mascot Crew Cat, or player and staff outreach at charity events, clinics and festivals, the Crew is committed to playing a significant role in the lives of the greater-Columbus community, especially our youth.

The organization has worked toward achieving these goals each year with the support of strong community partnerships. We have such a partnership with Keep Columbus Beautiful, a City of Columbus community-improvement program, that has included neighborhood cleanups involving team and staff participation. To encourage youth participation in these community service projects, we provide complimentary Crew tickets through the Kicks for Kids program to all young people who volunteer.

The Crew Soccer Tour is a versatile, interactive presence that appears at a variety of events across the city, region and state. Its centerpiece is a 15-foot inflatable ball and it can include a variety of other elements.

Another aspect of the Crew's outreach efforts is aimed at visiting area schools, hospitals and recreation centers to lift spirits and provide messages about staying healthy, attending school, helping others and being a good sport. The front office has also participated in tutoring initiatives for many years.

Crew players, coaches and staff also participate in a number of community initiatives, including Habitat for Humanity projects to assist in building area homes, Easter Seals, Special Olympics and TOP Soccer. The Crew is also active in collaborations with two inner-city soccer programs (Kids Inner-City Developmental Soccer and the Near East Side Inner-City Youth Soccer Program).



CREW SOCCER FOUNDATION

The Crew Soccer Foundation plays a vital role in our community efforts as well. CSF utilizes soccer as a vehicle to serve at-risk youth through education, field development and healthy lifestyles, with the following core areas of philanthropic focus: literacy and scholarships; soccer field creation, refurbishment and programming in underserved communities; and heart disease risk and prevention, childhood obesity and concussion awareness.

The Crew Soccer Foundation launched an innovative Referee Scholarship Program in 2008. It supports youngsters who have the desire but not the means to obtain referee training, certification and a uniform. The program is unique as it not only recognizes deserving young people interested in the sport of soccer, but also provides a marketable skill and means of income for these youngsters.

Our first soccer field project was completed in 2011 on the grounds of Crew Stadium. The synthetic mini-field will host soccer programming for underserved youth in our community.

Now in its 14th year, Kicks for Kids is one of CSF's signature programs. It rallies monetary support from local businesses and individuals to afford deserving area youth the opportunity to enjoy a Major League Soccer experience at one-of-a-kind Columbus Crew Stadium.

Soccer Aid is a unique, annual month-long fund-raiser that combines on-line auctions of autographed Crew jerseys with an on-field, game-day experience at Crew Stadium. In its first eight years, it has raised nearly \$40,000 for its primary beneficiary, the Juvenile Diabetes Research Foundation.

More information on the Crew Soccer Foundation can be obtained by visiting CrewSoccerFoundation.org.



Midfielder Cole Grossman reads to children at an elementary school.

THE BIRTH OF COLUMBUS CREW STADIUM



The construction of historic Crew Stadium, which fulfilled the dream and vision of Crew Founder Lamar Hunt and soccer enthusiasts across America, remains one of the most important events in the sport's history in this country. Erected in a scant nine months and one day, at a cost of \$28.5 million, it was the first major-league stadium built specifically for soccer in the U.S.

Since opening on May 15, 1999, when the Crew downed the New England Revolution, 2-0, before a sellout crowd of 24,741 – a true watershed moment – Crew Stadium's impact on soccer in the United States has been recognized around the globe. The new facility sparked a new interest among soccer fans in central Ohio. Their loyalty would be evidenced by the fact that Columbus finished the 1999 regular season with the league's highest average home attendance of 17,696.

Plans for a soccer specific stadium in central Ohio had been in the works ever since the Crew's inaugural season, when the Black & Gold called historic Ohio Stadium home. Realizing that the Crew's days at the Horse shoe were numbered due to the facility's oversized seating capacity and downsized field width, team officials made the search for a suitable venue a top priority.

Just after the start of the 1997 season, after more than a year of in-depth studies, the Crew's first real chance at a home of its own came in the form of Issue I, a Franklin County vote to raise taxes 0.5 percent for a \$285 million downtown stadium and arena complex. Voters went to the polls on May 7, but the issue came up short, as the vote was defeated 56 percent to 44 percent.

The Crew's chances of building its own soccer-specific stadium suffered another blow six months later when The Ohio State University's Board of Trustees approved a \$150 million renovation project for Ohio Stadium on November 7, 1997. Construction would make Ohio Stadium unusable during the summer of 1999, giving the Crew less than 18 months to find or construct a suitable playing venue.

The search would lead the Crew to a 180-acre patch of land in Dublin, a Northwest Columbus suburb, where officials voted to purchase approximately 158 acres of the site in December of 1997. Planned for the site was a \$26 million, 25,000-seat soccer-specific stadium similar to the structure proposed on Issue I. However, a city referendum loomed on February 10, 1998.

The referendum failed by a margin of 59 percent to 41 percent, leaving the team with little time to spare until the start of the 1999 season.

As the 1998 season wore on, time became the Crew's biggest foe. Less than three months after the defeat of the Dublin vote, the Crew proposed another stadium site that called for a 22,500-seat stadium that would be built on land leased from the Ohio Expositions Commission.

The first hurdle was cleared on May 15, when the Expositions Commission voted 6-2 in favor of the 25-year lease. Three days later, it was approved by the state of Ohio's Controlling Board and on May 28 the Ohio Expositions Commission approved the stadium site.

When the stadium's design was unveiled on July 7, it illustrated a combination of European atmosphere and traditional American amenities. From the foundation up, Crew Stadium's sharp-cut industrial look was a steel and concrete masterpiece designed in the very image of America's Hardest Working Team.

At the stadium's ground breaking on Aug. 14, then-MLS Commissioner Doug Logan, made good on his previous promises by awarding Crew Stadium with the 2000 MLS All-Star Game and the MLS Cup 2001. The Crew, the city of Columbus and Major League Soccer had confronted the game's biggest challenge and defeated it soundly, leaving no doubt that the Crew was here to stay.

CREW STADIUM FAST FACTS

MLS Capacity	20,145
Seating	Bleacher-style
.....seating with backs, 1,191 club seats,	
.....and 28 enclosed suites.	
Lighting	Four-corner
.....tilted lighting provides	
.....a European lighting effect.	
Playing Surface	115 x 75 yards
Surface	Four-Blend
.....Kentucky Blue Grass	
Amenities	Concession plazas
.....in all four corners offer clear sight	
.....lines of the field:	
.....the 57,000-square-foot Crew Kicker	
Plaza	embedded with an
.....84-foot-diameter concrete soccer	
.....ball – for pregame festivities;	
.....a 384-square-foot LED Video Board;	
.....and a 60 x 120-foot permanent stage.	



COLUMBUS CREW STADIUM HIGHLIGHTS

- Highest average attendance in MLS in 1999 (17,696/game)
- MLS Record for season tickets sold in 1999 (9,282)
- Named the 2000 Foremost Sports Facility of the Year by the International Sports Summit
- Recipient of a 1999 American Institute of Architects' Honor Award
- Awarded the 1999 Ohio Concrete Masonry Association's Merit Award for Outstanding Use of Concrete Masonry in Ohio
- Inaugural Game on 5/15/99 drew a stadium-record crowd of 24,741 for Crew's 2-0 win over New England
- Hosted its first U.S. Soccer event, when the U.S. U-17 Men's National Team faced El Salvador's U-17 National Team prior to The Crew's game vs. Tampa Bay on 5/22/99
- Hosted the 1999 and 2002 Lamar Hunt U.S. Open Cup Finals
- Hosted the 1999 Nike U.S. Women's Cup opening doubleheader in October 1999, attended by an SRO crowd of 23,101
- In 1999, also hosted special events such as the NFL Fan Fest with the Cincinnati Bengals, an Ohio High School Athletic Association regional football championship and the OHSA State Soccer Finals for the first time
- Played host in 2000 to the Ohio State spring football game, joint, full-pad practice sessions involving the NFL's Cleveland Browns and Indianapolis Colts and the Ohio High School Kickoff Classic
- Hosted the first game of the Major League Lacrosse (MLL) Summer Showcase on 7/8/00
- Hosted the 2000 MLS All-Star Game on 7/29, which drew a sellout crowd of 23,495
- Hosted World Cup qualifying match between the U.S. and Costa Rica on 10/11/00, which drew an overflow crowd of 24,430
- Hosted first game of the U.S. Women's National Team's 2000 Glory Tour on 11/11/00
- Hosted a final-round World Cup qualifying match between the U.S. and Mexico on 2/28/01, which attracted an overflow crowd of 24,624
- Hosted an international friendly between the U.S. Men's National Team and Ecuador on 6/7/01
- Hosted Grange Insurance Ohio All-Star Classic high school football game 2001-06
- Hosted a sold-out *NSYNC concert on 8/20/01
- Hosted MLS Cup 2001 on 11/21
- Hosted 2001 NCAA Men's College Cup, Dec. 14 & 16
- Hosted viewing parties for all 64 2002 FIFA World Cup matches, attended by more than 25,000 people
- Hosted 2002 Major League Lacrosse Championship Game, Sept. 1
- Hosted an international friendly between the U.S. Men's National Team and Paraguay on 7/6/03
- One of the venues for the 2003 FIFA Women's World Cup, hosted six matches and drew a sellout crowd of 22,828 for a first-round doubleheader featuring the U.S. vs. North Korea
- Hosted the 2003 NCAA Men's College Cup, Dec. 12 & 14
- Hosted World Cup qualifying match between the U.S. and Grenada on 6/13/04
- Hosted World Cup qualifying match between the U.S. and Jamaica on 11/17/04
- Hosted the 2005 Sierra Mist MLS All-Star Game on 7/30, which drew a sellout crowd of 23,309
- Hosted a final-round World Cup qualifying match between the U.S. and Mexico on 9/30/05, which attracted an overflow crowd of 24,685
- Hosted a sold-out Kenny Chesney concert on 5/27/06
- Hosted viewing parties for all 64 2006 FIFA World Cup matches
- Hosted a sold-out Rascal Flatts concert on 8/13/06
- Welcomed Raven-Symone, star of the hit Disney TV show "That's So Raven," for a pregame concert on 8/19/06
- Hosted inaugural Rock on the Range music festival on 5/19/07, headlined by Velvet Revolver, ZZ Top and Evanescence, which attracted a sold-out crowd of approx. 30,000.
- Hosted a sold-out Rascal Flatts concert on 10/12/07
- Christened new permanent stage with post-game Saving Jane concert on 3/29/08.
- Hosted expanded two-day Rock on the Range music festival on 5/19/08, headlined by Stone Temple Pilots, which attracted a combined crowd of nearly 56,000.
- Hosted Dave Matthews Band concert on 7/29/08
- Hosted a final-round World Cup qualifying match between the U.S. and Mexico on 2/11/09, which attracted an overflow crowd of 23,776
- Celebrated 10th birthday six days early, on 5/9/09, with a 3-2 win over the Kansas City Wizards.
- Hosted a CONCACAF Gold Cup double-header on 7/7/09.
- Hosted first CONCACAF Champions League match, a 2-0 win over Puerto Rico, on 8/18/09.
- Hosted viewing parties for all 64 2010 FIFA World Cup matches.



CREW STADIUM STAGE FAST FACTS

A permanent 60 x 120-foot stage was constructed in Crew Stadium's north end between Sept. 2007 and April 2008. It features:

- A nine-truck loading dock
 - Six bus parking spots with shore power
 - Two Green Rooms with private bathroom/showers and sitting area (in addition to existing locker/support rooms)
 - Backstage support staff bathroom and showers
 - A show support room (catering)
 - Adding one service elevator
 - Enclosed storage areas
 - 3,200 amp of show power
 - Stage grid system 48 feet above the stage floor
 - Maximum rigging load of 100,000 lbs of evenly distributed weight
- Architects: 360 Architecture
Structural Engineer: Korda/Nemeth Engineers, Inc.
Contractor: Corna/Kokosing

DIRECTIONS FROM PORT COLUMBUS INTERNATIONAL AIRPORT

Depart airport and take I-670 West toward downtown Columbus. Take I-670 West to I-71 North. Take I-71 North to the 17th Ave. exit. Turn left on 17th off of the exit ramp. Turn right at Velma Ave. and follow it directly north to the stadium.



CREW TRAINING CENTER AT OBETZ

The Crew Training Center at Obetz is a state-of-the-art training facility located in the Village of Obetz, Ohio, just south of Columbus, where the team's daily practices and training sessions take place.

Opened on August 11, 1997, The Crew Training Center was the first facility of its kind in Major League Soccer. It underwent renovations prior to the 2006 season, which included a number of updates and an expansion of its locker room.

It features two full-size soccer fields, one of which has outdoor lighting, and a spacious training room complete with exercise equipment and two whirlpools.

The center also houses offices for the coaching staff, trainer, team manager and equipment manager, as well as a players' lounge and laundry facilities, in addition to the locker room.

DIRECTIONS TO THE CREW TRAINING CENTER AT OBETZ

From Port Columbus International Airport (CMH): Take 270 South to Alum Creek Dr. Go North (right) on Alum Creek and go approximately 1/4 mile to the facility driveway on the left. The Crew Training Facility at Obetz is located at 4153 Alum Creek Dr. just before the railroad tracks.

From Columbus Crew Stadium: Take I-71 South to I-70 East towards Wheeling. Exit I-70 at Alum Creek Dr. and continue down the ramp to the stop light. Make a left at the light on to Alum Creek Dr., and continue South for 4.5 miles. The Crew Training Facility at Obetz is located on the right side of the road at 4153 Alum Creek Drive.

COLUMBUS, OHIO

HOME OF AMERICA'S HARDEST WORKING TEAM



Visitors to the city – and residents, too – will find excellent arts and entertainment attractions, sports, shopping and great dining that combine to make Columbus one of the Midwest's leading destinations.

Many of Columbus' performing arts groups can be found along Theater Row downtown, at the Ohio, Palace and Southern theaters. The three historic theaters host the Columbus Symphony Orchestra, ProMusica Chamber Orchestra, Columbus Jazz Orchestra and BalletMet, among others. Broadway in Columbus also routinely brings touring shows to town, while Shadowbox Cabaret performs its unique mix of comedy, skits and rock and roll at Easton Town Center.

Those interested in the visual arts can head to the Columbus Museum of Art, the Columbus College of Art & Design or the Belmont Building downtown, one of the temporary homes of the Wexner Center for the Arts.

The Arena District – home of Nationwide Arena, the Arena Grand Theatre, Lifestyles Communities Pavilion music house and a long list of bars and restaurants – is one of the city's most popular entertainment districts. Other hot nightspots include the Brewery District, Easton Town Center, German Village and Short North Arts District.

Columbus is home to a variety of family attractions, including the world-renowned Columbus Zoo and Aquarium, where Jack Hanna serves as director emeritus. Other must-see attractions include COSI Columbus, the city's interactive science center, Franklin Park Conservatory and Botanical Garden, Jack Nicklaus Museum, Motorcycle Hall of Fame Museum, Ohio Historical Center and Ohio Statehouse.

Columbus has quickly become a leading sports destination. The Columbus Crew – champions of Major League Soccer in 2008 – NHL Columbus Blue Jackets and triple-A

baseball's Clippers are among the city's professional teams. Ohio State University also fields varsity teams in 31 sports – including football, which won the 2002 national championship. The PGA Memorial Tournament and the Columbus Marathon are among major sporting events held in the city each year.

Those who like to shop can head to Easton Town Center on the northeast side, the Polaris Shopping Place on the north side and the Mall at Tuttle Crossing on the northwest side. All offer a variety of shops and restaurants. Smaller shops and boutiques can be found in the Short North, while nearby suburbs of Grandview Heights, Worthington and Westerville all feature quaint shops and restaurants.

Columbus is the largest city in Ohio and the 15th largest in the nation, with a population of more than 750,000. Ohio's capital city is one of few in the northeast quadrant of the country whose economy and population have grown steadily over the past three decades. Columbus covers 220 square miles, with most of the city located in Franklin County.

Government, manufacturing, finance, insurance and retail are among the area's leading industries. Nationally recognized companies that started in central Ohio include Wendy's International, Worthington Industries, CompuServe, Red Roof Inns, Bank One, Huntington Bancshares, The Limited, Nationwide Insurance, the Longaberger Company and Bob Evans Farms.

Major employers in central Ohio include American Electric Power, Ashland Chemical, Battelle Memorial Institute, Honda Manufacturing, Huntington Bancshares, Nationwide Insurance Enterprise, The Ohio State University, the State of Ohio, The Limited and Worthington Industries.

Ohio State is the largest and most well known of the area's colleges and universities. The school's 19 academic colleges attract many of the brightest students in the nation. Other colleges in central Ohio include Columbus State Community College, Columbus College of Art & Design and Franklin, Denison, Ohio Wesleyan and Ohio Dominican universities.



GREATER COLUMBUS SPORTS COMMISSION

Experience Columbus, the region's convention and visitors bureau, created the Greater Columbus Sports Commission in June 2002 to attract professional, collegiate, amateur and youth sporting events to Columbus.

The Sports Commission partners with the Crew, Columbus Blue Jackets, Ohio State University, City of Columbus, Greater Columbus Convention Center and various others public and private organizations to bring a variety of sporting events to the community on an annual basis.

In all of its efforts, the Sports Commission strives to create economic vitality through visitor spending, generate national attention to the city and improve the quality of life for area residents. The Sports Commission has assisted the Crew in attracting the 2003 FIFA Women's World Cup, MLS Cup, MLS All-Star Games, FIFA Men's World Cup qualifiers and NCAA Men's College Cups to Crew Stadium over the years. The Sports Commission also worked to move the Grange Insurance Ohio All-Star Classic, a statewide high-school all-star football game, to Crew Stadium in 2001.

The Sports Commission partnered with Ohio State to attract NCAA men's basketball tournament games to Columbus in 2004 and 2007, women's basketball tournament games in 2004 and 2009 and the 2005 Frozen Four national collegiate hockey championship played at the Schottenstein Center. The Sports Commission has also hosted a variety of amateur softball, volleyball, wrestling, golf, bowling and fencing tournaments in recent years.

The Sports Commission also promotes the area's facilities, including Crew Stadium, which was once named by Soccer Digest as the 10th best soccer stadium in the world.

Several of the newest venues at Ohio State – including the Schottenstein Center (basketball and hockey), Ohio Stadium (football), Jesse Owens Memorial Stadium (track and field) and Bill Davis Stadium (baseball) – are also available to host events, as are downtown's Nationwide Arena and Huntington Park.



DUKA #11



2012 COLUMBUS CREW

COLUMBUS CREW ROSTER

NOTE: preseason roster as of 2/24/12

NUMERICAL ROSTER

No.	Name	Pos.	Ht.	Wt.	Born	Hometown	2011 Team(s)
1	William Hesmer	GK	6-2	195	11/23/81	Wilson, NC	Columbus (MLS)
2	Rich Balchan	M	6-0	165	1/18/89	Carmel, IN	Columbus (MLS)
3	Josh Williams	D	6-2	192	4/18/88	Copley, OH	Columbus (MLS)
4	Carlos Mendes	D	5-11	175	12/25/80	Mineola, NY	New York (MLS)
5	Danny O'Rourke	M	6-0	165	5/31/83	Columbus, OH	Columbus (MLS)
6	Tony Tchani	M	6-4	185	4/13/89	Douala, Cameroon	Columbus (MLS)
7	Bernardo Anor	F	5-11	158	5/24/88	Caracas, Venezuela	Columbus (MLS)
9	Justin Meram	F	6-1	165	12/4/88	Shelby Twpsh, MI	Columbus (MLS)
10	Milovan Mirosevic	M	5-10	180	6/20/80	Santiago, Chile	Universidad Catolica (Chile)
11	Dilly Duka	M	5-9	160	12/15/89	Montville, NJ	Columbus (MLS)
12	Eddie Gaven	M/F	6-0	165	10/25/86	Hamilton, NJ	Columbus (MLS)
14	Chad Marshall	D	6-4	190	8/22/84	Riverside, CA	Columbus (MLS)
15	Kirk Urso	M	5-11	175	3/6/90	Lombard, IL	UNC (NCAA)
16	Eric Gehrig	D	6-1	170	12/25/87	Schererville, IN	Columbus (MLS)
17	Olman Vargas	F	6-2	174	4/15/85	San Jose, Costa Rica	Herediano (Costa Rica)
18	Ben Speas	F	5-8	155	1/17/91	Stow, OH	UNC (NCAA)
19	Tommy Heinemann	F	6-4	180	4/23/87	St. Louis, MO	Columbus (MLS)
20	Emilio Renteria	F	5-9	178	10/2/84	Caracas, Venezuela	Columbus (MLS)
21	Sebastian Miranda	D	5-8	154	8/26/80	Santiago, Chile	Columbus (MLS)
22	Cole Grossman	M	6-1	165	4/10/89	St. Louis, MO	Columbus (MLS)
23	Korey Veeder	D	5-11	160	10/3/91	St. Petersburg, FL	Columbus (MLS)
26	Julius James	D	6-0	180	7/9/84	Maloney Gardens, Trinidad	Columbus (MLS)
27	Aaron Horton	F	5-9	165	5/19/92	Lewis Center, OH	Columbus (MLS)
28	Matt Lampson	GK	6-3	190	9/6/89	Hilliard, OH	OSU (NCAA)
29	Shaun Francis	D	6-0	165	10/2/86	Mandeville, Jamaica	Lindsey Wilson (NAIA)
30	Andy Gruenebaum	GK	6-1	200	12/30/82	Overland Park, KS	Columbus (MLS)
36	Aubrey Perry	D	5-9	150	1/20/90	Ocoee, FL	University of South Florida (NCAA)
37	Kevan George	M	6-2	170	1/30/90	Roxbrough, Tobago	University of Central Florida (NCAA)

HOW THE CREW WAS BUILT

Year	Homegrown	Draft	Discovery	Trade
2004		Chad Marshall (1sd)		
2006		Andy Gruenebaum (1s)		Eddie Gaven (N.Y.)
2007				Danny O'Rourke (TOR) William Hesmer (TOR)
2009			Emilio Renteria	
2010		Dilly Duka (1sd, ga) Shaun Francis (4sd)	Josh Williams	
2011	Aaron Horton Matt Lampson	Bernardo Anor (3sd) Rich Balchan (1sd) Cole Grossman (2sd) Justin Meram (1sd) Korey Veeder (ld)	Eric Gehrig Tommy Heinemann Julius James Sebastian Miranda	Tony Tchani (TOR)
2012	Ben Speas	Ethan Finlay (1sd) Kevan George (3sd) Carlos Mendes (1rd) Aubrey Perry (2sd) Kirk Urso (1s)	Milovan Mirosevic Olman Vargas	

KEY: #=round the player was chosen; sd=SuperDraft; s=Supplemental Draft; ld=latterly draft; w=waiver draft; ga=Generation adidas; g=graduated from Generation adidas; rd=re-entry draft

ALPHABETICAL ROSTER

No.	Name	Pos	Pronunciation	Birthplace	College
7	Bernardo Anor	F	Ah-noor	Caracas, Venezuela	University of South Florida
2	Rich Balchan	D	-	Ann Arbor, MI	Indiana
11	Dilly Duka	M	DOO-kuh	Montville, NJ	Rutgers
29	Shaun Francis#	D	-	Mandeville, Jamaica	Lindsey Wilson
13	Ethan Finlay	M/F	-	Duluth, MN	Creighton
12	Eddie Gaven	M/F	GAV-in	Hamilton, NJ	--
16	Eric Gehrig	D	-	Harvey, IL	Loyola Chicago
37	Kevan George#	M	KEY-vonn	Roxborough, Tobago	University of Central Florida
22	Cole Grossman	M	-	Sacramento, CA	Duke
30	Andy Gruenebaum	GK	Green-UH-bohm	Kansas City, MO	Kentucky
19	Tommy Heinemann	F	-	St. Louis, MO	Rockhurst University
1	William Hesmer	GK	HESS-muhr	Wilson, NC	Wake Forest
27	Aaron Horton\$	F	-	Middletown, CT	Louisville
26	Julius James&	D	-	Maloney Gardens, Trinidad	Connecticut
28	Matt Lampson\$	GK	-	Cleveland, Tenn.	Ohio State University
14	Chad Marshall	D	-	Riverside, CA	Stanford
4	Carlos Mendes	D	-	Mineola, NY	Old Dominion
9	Justin Meram	F	MEER-am	Shelby Town, MI	Michigan
21	Sebastian Miranda#	D	-	Santiago, Chile	--
10	Milovan Mirosevic#	M	MEE-loh-VAHN MEE-roh-seh-VICH	-	Santiago, Chile --
5	Danny O'Rourke	M	-	Columbus, OH	Indiana
36	Aubrey Perry	D	-	Atlanta, GA	University of South Florida
20	Emilio Renteria&	F	EH-meel-EE-oh REHN-tuhr-EE-uh	Caracas, Venezuela	--
6	Tony Tchani#	M	CHA-knee	Douala, Cameroon	UVA
18	Ben Speas\$	F	-	Stow, OH	UNC/Akron
15	Kirk Urso	M	ERR-so	Lombard, IL	UNC
17	Olman Vargas#	F	OHL-mahn	San Jose, Costa Rica	--
23	Korey Veeder	D	-	St. Petersburg, FL	--
3	Josh Williams	D	-	Canton, OH	Cleveland State

Roster Designations

* – Generation adidas; # – International; ^ – Developmental Player; & – Green Card \$ – Homegrown

Legend for Player Bio Statistics

GP=Games Played, GS=Games Started, G=Goals, A=Assists, P=Points, SH=Shots, SOG=Shots on Goal, GW=Game-Winning Goals, GA=Game-Winning Assists, PG=Penalty Shot Goals, PA=Penalty Shots Attempted, SG=Shootout Goals, SA=Shootout Goals Attempted, BK=Blocks, FC=Fouls Committed, FS=Fouls Suffered, OF=Offsides, CK=Corner Kicks, C=Cautions, E=Ejections

GOALKEEPERS: GP=Games Played, GS=Games Started, MIN=Minutes, REC=Record, SOG=Shots on Goal, GA=Goals Against, GAA=Goals Against Average, SHUT=Shutouts



Robert Warzycha
Head Coach




Ricardo Iribarren
Assistant Coach




Mike Lapper
Assistant Coach



Vojislav "Scoop" Stanisic
Assistant Coach



7
Bernardo Anor



2
Rich Balchan



11
Dilly Duka



13
Ethan Finlay



29
Shaun Francis



16
Eric Gehrig



12
Eddie Gaven




22
Cole Grossman



37
Kevan George



30
Andy Gruenebaum



19
Tommy Heinemann



1
William Hesmer



27
Aaron Horton



26
Julius James



28
Matt Lampson



14
Chad
Marshall



9
Justin
Meram



4
Carlos
Mendes



10
Milovan
Mirosevic



21
Sebastian
Miranda



36
Aubrey
Perry



6
Tony
Tchani



5
Danny
O'Rourke



18
Ben
Speas




20
Emilio
Renteria



15
Kirk
Urso



17
Olman
Vargas




23
Korey
Veeder



3
Josh
Williams

7 BERNARDO ANOR



Position: Forward
Pronunciation: AH-noor
Height: 5-11
Weight: 158
Born: 5/24/88 (Caracas, Venezuela)
Hometown: Caracas, Venezuela
Citizenship: Venezuela
College: University of South Florida
Roster Status: International
How Acquired: Selected in the Third Round of the 2011 MLS SuperDraft (No. 48 overall)
Professional Experience: Columbus Crew, MLS (2011)

Twitter: @BernardoAnor

MLS Career Highlights: In his second season with the Crew... Made his MLS debut as a sub against New York on 3/26... Made his first start on 6/18 at Houston... Originally drafted by the Crew in the third round (No. 48 overall) of the 2011 MLS SuperDraft... Was named MLS Player of the Week following his first start in week 14 of the 2011 season.

2011 MLS Season: Appeared in a total of 13 matches with six starts... Recorded his first professional goal and assist on 6/18 at Houston... Had one Yellow Card (6/18)... missed matches on 6/4, 6/8, 6/12, 9/10, 9/14, 9/17 and 9/24 due to injury (ankle)... Is a product of the University of South Florida... **2011 U.S. Open Cup:** Appeared in one match as a sub... **2011 MLS Reserve Season:** Appeared in six matches with five starts... Scored three goals (3/20, 5/30, 8/21) and recorded two assists (3/20 and 5/30).

College Highlights: Saw action in 59 matches for the University of South Florida Bulls scoring 21 goals and recording seven assists... led his team in scoring in 2010, 2009 (tied for first) and 2007.

Personal: Born May 24, 1988 in Caracas, Venezuela ... Son of Bernardo Anor and Adriana Acosta ... Has two brothers and one sister... Underwent successful tissue transplant to replace a torn ligament while in college... Is a spokesperson for Lifeline of Ohio... Father was a professional tennis player in Venezuela.

MLS SINGLE-GAME HIGHS

Goals	1 (6/18/11 at HOU)
Shots on Goal	2 (6/18/11 at HOU)
Assists	1 (6/18/11 at HOU)
Fouls Committed	2 (6/26/11 vs. COL)
Shots	4 (7/6/11 at VAN)
Fouls Suffered	2 (7/20/11 at L.A.)

MLS CAREER STATISTICS

Major League Soccer - Regular Season

Year	Team	GP	GS	MIN	G	A	P	SH	SOG	BK	FC	FS	CK	C	E
2011	Columbus Crew	13	6	640	1	1	3	15	5	0	7	8	23	2	0
	Regular Season Totals	13	6	640	1	1	3	15	5	0	7	8	23	2	0


Major League Soccer - Playoffs

Year	Team	GP	GS	MIN	G	A	P	SH	SOG	BK	FC	FS	CK	C	E
2011	Columbus Crew	0	0	0	0	0	0	0	0	0	0	0	0	0	0
	Playoff Totals	0	0	0	0	0	0	0	0	0	0	0	0	0	0

• LEGEND FOR STATISTICS ON Page 37



2 RICH BALCHAN



Position: Midfielder
Pronunciation: BALL-shin
Height: 6-0
Weight: 165
Born: Jan. 18, 1989 (Ann Arbor, Mich.)
Hometown: Carmel, Ind.
Citizenship: United States
College: Indiana
Roster Status: Domestic
How Acquired: Selected in the First Round of the 2011 MLS SuperDraft (No. 12 overall)
Professional Experience: Columbus Crew, MLS (2011)

Twitter: @RichBalchan

MLS Career Highlights: In his second season with the Crew... Made his MLS debut on 3/19 at D.C., starting and playing the full 90 minutes... scored his first career goal on 6/4 at N.Y. ... Selected in the First Round (No. 12 overall) of the 2011 MLS SuperDraft... **MLS Career Playoff Highlights:** Appeared in one match... **CONCACAF Champions League Career Highlights:** Made his professional debut on 2/22 against RSL.

2011 MLS Season: Appeared in 19 matches with 18 starts... missed matches on 4/30 due to illness... Missed matches on 7/6, 7/16, 7/23, 7/30, 8/5, 8/13, and 8/20 with a groin injury... Missed matches on 9/17/9/24 and 9/28 with an adductor strain... Has one yellow card (6/4)... Scored his first professional goal on 6/4... Is a product of Indiana University...

2011 MLS Playoffs: Started in one match... **2010-11 CONCACAF Champions League:** Started in both quarterfinal matches against Real Salt Lake... **2011 MLS Reserve Season:** Started in one match.

College: Appeared in all but two of the 80 matches he played in at Indiana University... Scored four goals and seven assists during his four year tenure (2007-2010)... Named to Firest Team All-Big Ten in 2010.

Personal: Was a sports marketing and management major at Indiana University ... Born 1/19/89 ... Son of Daryl and Patricia Balchan.

MLS SINGLE-GAME HIGHS

Goals 1 (6/4/11 at N.Y.)
 Shots on Goal 1 (6/4/11 at N.Y.)
 Assists 0
 Fouls Committed 2, twice (last: 6/12/11 vs. CHI)
 Shots 1 (6/4/11 at N.Y.)
 Fouls Suffered 2 (6/26/11 vs. COL)

MLS CAREER STATISTICS

Major League Soccer - Regular Season

Year	Team	GP	GS	MIN	G	A	P	SH	SOG	BK	FC	FS	CK	C	E
2011	Columbus Crew	19	18	1615	1	0	2	1	1	0	12	10	0	1	0
Regular Season Totals		19	18	1615	1	0	2	1	1	0	12	10	0	1	0

Major League Soccer - Playoffs

Year	Team	GP	GS	MIN	G	A	P	SH	SOG	BK	FC	FS	CK	C	E
2011	Columbus Crew	1	1	90	0	0	0	0	0	0	0	0	0	0	0
Playoff Totals		1	1	90	0	0	0	0	0	0	0	0	0	0	0

• LEGEND FOR STATISTICS ON Page 37




DARE TO BE MASSIVE





TIDILLY DUKA



Pronunciation: DOO-kuh

Position: Midfielder

Height: 5-9

Weight: 160

Born: September 15, 1989, Montville, NJ

Hometown: Montville, NJ

Citizenship: United States

College: Rutgers

Roster Status: Domestic
(Generation adidas)

2010 Team: Columbus Crew, MLS

How Acquired: Selected in the first round (No. 8 overall) of the 2010 MLS SuperDraft

Professional Experience: Columbus Crew, MLS (2010-11)

MLS Career Highlights: Appeared in 25 matches with 18 starts entering this season... Scored his first career goal on 10/2/11 at New England... Recorded his first MLS assist on 4/16/11 vs. KC... Has a total of two goals and three assists... In his third season with the Crew... **MLS Playoff Career Highlights:** Started in one match... **U.S. Open Cup Career Highlights:** Appeared in three matches with two starts... **CONCACAF Champions League Career Highlights:** Appeared in five matches with three starts... Had two assists.

2011 MLS Season: appeared in 22 matches with 16 starts... Scored two goals (10/2 and 10/22) ... Recorded three assists... Had one yellow card (3/19)... Missed matches on 5/28, 6/8, 6/12, 6/18, 6/26, 7/2, 7/6, 7/16, 7/20, 7/23, 7/30 and 8/5 due to injury (ankle)... 2011 MLS Playoffs: Started in one match (10/27 at COL)... **2010-11 CONCACAF Champions League:** Appeared in second leg of quarterfinal match against Real Salt Lake (3/1/11).

2010 MLS Season: Appeared in three matches, with two starts... Had one yellow card (9/4)... Selected in the first round (No. 8 overall) of the 2010 MLS SuperDraft... Missed match on 7/31 for R ankle sprain... Made his MLS debut 08/14/10 at Real Salt Lake... **2010-11 CONCACAF Champions League:** Started at Santos Laguna on 8/24, at Municipal on 9/29 and at Joe Public on 10/21... Came off the bench vs. Joe Public on 9/14... Had two assists both against Joe Public 9/14 and 10/21... **2010 U.S. Open Cup:** Appeared in three matches with two starts.

College Highlights: Appeared in 36 games, with 35 starts, during his two seasons at Rutgers, while recording 10 goals and five assists in that time... Selected to the All-Big East Second Team in 2008.

U.S. National Team: Is in the U-23 National Team pool and was called into camps in November and January in preparation for CONCACAF Olympic qualifiers... Called up to the U.S. Under-20 National Team camp in January 2009 and was a regular for the U-20 squad throughout the year, earning 14 total appearances, while totaling two goals and one assist... Scored a goal and notched an assist in his first career international match on 3/6/09... Named to the U.S. squad for the 2009 FIFA U-20 World Cup in Egypt and made three appearances, with two starts, while registering one goal (9/29 vs. Cameroon).

Personal: The son of Rose and Frank Duka, he is of Albanian descent ... Enjoys spending his free time with his family.

MLS SINGLE-GAME HIGHS

Goals	1, twice (last: 10/22/11 at CHI)
Shots on Goal	2, twice (last: 10/22/11 at CHI)
Assists	1, three times (last: 8/13/11 vs. N.E.)
Fouls Committed	3, four times (last: 10/15/11 at N.E.)
Shots	4, twice (last: 10/22/11 at CHI)
Fouls Suffered	4 (4/16/11 vs. KC)

MLS CAREER STATISTICS

Major League Soccer - Regular Season

Year	Team	GP	GS	MIN	G	A	P	SH	SOG	BK	FC	FS	CK	C	E
2010	Columbus Crew	3	2	160	0	0	0	1	1	0	3	2	0	1	0
2011	Columbus Crew	22	16	1399	2	3	7	26	8	0	22	18	2	2	0
Regular Season Totals		25	18	1559	2	3	7	27	9	0	25	20	2	3	0

Major League Soccer - Playoffs

Year	Team	GP	GS	MIN	G	A	P	SH	SOG	BK	FC	FS	CK	C	E
2011	Columbus Crew	1	1	65	0	0	0	2	1	0	2	1	0	0	0
Playoff Totals		1	1	65	0	0	0	2	1	0	2	1	0	0	0

• LEGEND FOR STATISTICS ON Page 37

29 SHAUN FRANCIS



Height: 6-0
Weight: 165
Born: October 2, 1986, Mandeville, Jamaica
Hometown: Mandeville, Jamaica
Citizenship: Jamaica
College: Lindsey Wilson College
Roster Status: International
2010 Team: Columbus Crew, MLS
How Acquired: Selected in the fourth round (No. 63 overall) of the 2010 MLS SuperDraft
Professional Experience: Columbus Crew, MLS (2010-11)

MLS Career Highlights: Appeared in 18 matches with 15 starts entering this season... Recorded his first MLS assist on 9/25/10 at N.E.... In his third season with the Crew... **MLS Playoff Career Highlights:** Started in two matches... **U.S. Open Cup Career Highlights:** started in three matches... Had one assist... **CONCACAF Champions League Career Highlights:** Appeared in six matches with four starts... Had one assist...

2011 MLS Season: missed 23 matches (3/19, 3/26, 4/1, 4/9, 4/16, 4/23, 4/30, 5/7, 5/14, 6/8, 6/12, 6/18, 6/26, 7/2, 7/6, 7/16, 7/20, 7/23, 7/30, 8/5, 8/13, 8/20 and 8/27) due to injury (L Hamstring Strain)... made his 2011 debut on 6/4 at New York as a substitute... Started on 9/14 vs. Houston... Appeared in six matches with five starts... Had one yellow card (9/28)... **2011 MLS Reserve Season:** Started in four matches this season... recorded two assists in match against Toronto on 9/11...

2010 MLS Season: Appeared in 12 matches, with 10 starts... Made Crew and MLS debut on 7/17 vs. N.Y. when he came on as a substitute... Missed matches on 3/27, 4/10, 4/24 and 5/1 due to L ankle sprain... Had three yellow cards (7/31, 9/4, 9/25)... Recorded his first point in MLS with an assist on 9/25... Selected in the fourth round (No. 63 overall) of the 2010 MLS SuperDraft... **2010 Playoffs:** Started on 10/28 at Colorado... **2010-11 CONCACAF Champions League:** Appeared in all six matches with four starts ... Received a yellow card vs. Joe Public (9/14)... **2010 U.S. Open Cup:** Started in three matches (6/29, 7/6 and in final, 10/5)... Had one assist (7/6)... Had one Yellow Card (10/5).

International: Earned his first cap for Jamaica on 10/10/10 in a friendly against Trinidad & Tobago... Scored his first international goal against Guadelope on 11/29/10... had five caps and one goal as of 12/31/11.

College Highlights: Made 61 appearances, while scoring seven goals and nine assists in his three-year career at Lindsey Wilson... Captained the Blue Raiders to the 2009 NAIA National Championship, tallying three goals and four assists on the campaign... Named to the All Mid-South Conference First Team in 2008.

Personal: The son of Joy and Carlton Francis ... Has three brothers, Ronald Jackson, Carlton Francis and Dwayne Russell, and one sister, Debbie Tyson ... Studied communications at Lindsey Wilson College (Ky.) ... Likes to cook, listen to music and spend time with family and friends in his free time.

MLS SINGLE-GAME HIGHS

Goals none
 Shots on Goal none
 Assists 1 (9/25/10 at N.E.)
 Foul Committed 4, twice (last: 9/24/11 vs. L.A.)
 Shots 2 (10/2/10 vs. S.J.)
 Fouls Suffered 2, three times (last: 9/17/11 at PHI)

MLS CAREER STATISTICS

Major League Soccer - Regular Season

Year	Team	GP	GS	MIN	G	A	P	SH	SOG	BK	FC	FS	CK	C	E
2010	Columbus Crew	12	10	993	0	1	1	3	0	0	19	3	0	3	0
2011	Columbus Crew	6	5	420	0	0	0	3	0	0	10	5	4	1	0
Regular Season Totals		18	15	1421	0	1	1	6	0	0	29	8	4	4	0

Major League Soccer - Playoffs

Year	Team	GP	GS	MIN	G	A	P	SH	SOG	BK	FC	FS	CK	C	E
2010	Columbus Crew	2	2	210	0	0	0	1	0	0	2	0	0	1	0
2011	Columbus Crew	0	0	0	0	0	0	0	0	0	0	0	0	0	0
Playoff Totals		2	2	210	0	0	0	1	0	0	2	0	0	1	0

• LEGEND FOR STATISTICS On Page 37

12 EDDIE GAVEN



Pronunciation: GAV-in
Position: Midfielder/Forward
Height: 6-0
Weight: 165
Born: October 25, 1986, Hamilton, NJ
Hometown: Hamilton, NJ
Citizenship: United States
Roster Status: Domestic
2010 Team: Columbus Crew, MLS
How Acquired: From New York, with the rights to Chris Leitch, in exchange for Edson Buddle on March 28, 2006
Professional Experience: Columbus Crew, MLS (2006-11); New York, MLS (2003-05)

MLS Career Highlights: Had appeared in 234 games, 216 of them starting assignments, entering this season... Accumulated 42 goals and 31 assists in that time... Acquired by the Crew from New York on 3/28/06, along with the rights to Chris Leitch, in exchange for forward Edson Buddle... Was selected for MLS All-Star Game and named MLS Best XI after tallying seven goals and seven assists in 2004... Turned pro at the age of 16 and already has seven MLS seasons under his belt... Established New York club record for youngest player to appear in a game (16 years, 232 days) and youngest to score a goal (16 years, 253 days)... He also set the New York record for youngest player to earn an assist in a game... When he signed with MLS in 2003, became the youngest ever to do so at that time... Selected by New York in the second round (No. 12 overall) of the 2003 MLS SuperDraft... **MLS Career Playoff Highlights:** Had appeared in 15 postseason matches, with 14 starts, entering this season, and was a member of the Crew's 2008 MLS Cup championship team... Has two goals and one assist in postseason career... The first postseason goal was the game-winner in the 2008 Eastern Conference Championship 11/13/08 vs. Chicago... **U.S. Open Cup Career Highlights:** With the Crew, has made nine appearances, with eight starts... Has one goal and two assists... **CONCACAF Champions League Career Highlights:** Had 11 appearances, with eight starts, entering this season... Has one goal and one yellow card.

2011 MLS Season: Started in 26 matches... Had five goals (4/1, 6/26, 7/23, 7/30 and 10/2)... Had one assist (10/22)... left match early on 8/5 with leg contusion... Missed matches on 8/13, 8/20, 8/27, 9/10, 9/14, 9/17, 9/24 and 9/28 due to injury (R leg contusion)... **2011 MLS Playoffs:** Started in one match... **2010-11 CONCACAF Champions League:** Started in both quarterfinal matches against RSL.

2010 MLS Season: Appeared and started in 27 matches... Had three goals (5/8, 5/20, 6/2) and four assists (5/1, 5/20, 7/3, 10/16)... Missed match on 8/5 for concussion... Has two game-winning assists... Played five minutes in goal after Will Hesmer was forced to leave the match injured on 10/24... Recorded two saves and has one goal against... **2010 Playoffs:** Started both matches against Colorado and tallied one goal... **2010-11 CONCACAF Champions League:** Has appeared in three matches, with two starts... Received a yellow card vs. Santos Laguna on 9/21... **2010 U.S. Open Cup:** Appeared in all four matches, with three starts... Had one goal (7/6) and one assist (6/29).

2009 MLS Season: Appeared in 30 matches, with 27 starts... Had six goals... Had three yellow cards... Had three game-winning goals... Converted one penalty kick in one attempt... Selected for the Crew Coaches award at the end of the season... **2009 MLS Cup Playoffs:** Started both matches against RSL... **2009-10 CONCACAF Champions League:** Appeared in all six matches, including four starts... Had one goal, the game-winner on 9/16.

2008 MLS Season: Appeared in 24 games, with 22 starts... Had three goals (8/30 at Dallas, 9/18 vs. N.Y. and 10/12 at Chicago) and two assists (3/29 vs. TFC and 8/23 vs. RSL)... Assist on 8/23 was the 25th of his career... Missed five games (6/14-7/12) with a sprained left ankle... Following the season, was named the Crew's U.S. Soccer Foundation Humanitarian of the Year... **2008 MLS Cup Playoffs:** Started all four playoff matches in Crew's run to MLS Cup title... Scored first career playoff goal, the game-winner, in Eastern Conference Championship 11/13 vs. Chicago... **2008 U.S. Open Cup:** Had two appearances, with one start.

2007 MLS Season: Appeared in 27 games, with 21 starts... Had five goals (6/20, 7/7, 9/2, 10/6, 10/13) and seven assists (6/23-2, 9/15-2, 9/22, 10/13, 10/20) on the season... Produced a goal and an assist on 10/13 at N.E. and enjoyed multiple assist games on 6/23 at L.A. and 9/15 at K.C. ... Missed games on 6/30 and 7/4 due to U.S. National Team duty at Copa America... **2007 U.S. Open Cup:** Started the Crew's USOC qualifier vs. L.A. on 4/24.

2006 MLS Season: In his first season with the Crew, appeared in team-high 30 games, all of them starts, and notched four goals (7/4, 7/22, 9/2 and 10/7) and four assists... Became the youngest player ever to score for the Crew on 7/4, at 19 years, 252 days... Tallied an assist in his first game as a member of the Crew, in the season opener at K.C. on 4/1... Acquired by the Crew from New York on 3/28, along with the rights to Chris Leitch, in exchange for forward Edson Buddle... **2006 U.S. Open Cup:** Started both of the Crew's USOC matches.

2005 MLS Season: Scored eight goals and notched four assists in 28 games (26 starts) for New York... Two of the goals were game-winners and two of the assists were on game-winners... Departed for the 2005 FIFA World Youth Championship with the U.S. U-20 National team after the 5/31 game, and missed games on 6/4, 6/12 and 6/18... **2005 MLS Cup Playoffs:** Started both New York playoff games.

2004 MLS Season: Tallied seven goals and seven assists in his breakout season in New York, en route to being named to the MLS Best XI team at just 17 years of age... Scored goals in back-to-back matches twice (6/30-7/3 and 9/11-9/18)... Notched three game-winning assists... Missed the 7/10 contest due to senior National Team duty, during which he earned his first cap on 7/11... Became the youngest player to start an MLS All-Star Game when he did so for the Eastern side in the 2004 MLS All-Star Game in D.C. ... **2004 MLS Cup Playoffs:** Started both playoff matches.

2003 MLS Season: Played in 12 games, seven of them starts, in his rookie campaign in New York... Picked up one goal and one assist... Broke club records in his rookie campaign with N.Y. as he became the youngest player in team history and second youngest in league history at 16 years, 232 days when he made his debut on 6/14 vs. Chicago... Became the youngest player in team history and second youngest in MLS history at 16 years, 253 days to score a goal with the game-winner at D.C. on 7/5... Entered as a goalkeeper substitute and was switched to the field in order to

remove the injured Mark Lisi and thus holds the team and league record for youngest goalkeeper in a game... **2003 MLS Cup Playoffs:** Appeared in two games, starting one.

U.S. National Team: Had appeared eight times, including two starts, for the senior U.S. National Team as of November 2010... Has also played for the U.S. at the U-23, U-20, U-17, U-16 and U-14 levels, including spots on the U.S. rosters for the FIFA U-20 World Cup in 2005 and the FIFA U-17 World Championship in 2003... Graduated from U.S. Soccer's full-time U-17 Residency Program in Bradenton, Florida... **Senior:** Came on as a substitute on 1/24/09 vs. Sweden... Was named to the U.S. roster for 2007 Copa America, where he earned two caps as a substitute, vs. Argentina on 6/28/07 and Colombia on 7/5/07... Made his National Team debut on 7/11/04 in a 1-1 draw vs. Poland in Chicago... His other appearances were 11/2/05 vs. Scotland and 3/9/05 vs. Colombia... **U-23:** In February 2004, at 17 years and 89 days, Gaven became the youngest player ever to appear on a U.S. Olympic Qualifying squad, passing fellow N.J. native Claudio Reyna... **U-20:** Competed in the 2005 FIFA Under-20 World Cup on the U.S. squad coached by Sigi Schmid... **U-17:** Played every minute for the U.S. U-17 squad at the FIFA U-17 World Championship Finland 2003, helping the team to a quarterfinal berth.

Personal: Married his wife, Paula, on 1/18/08... The son of Ed and Janet Gaven... Has an older brother, Jim, and a younger sister, Megan... Graduated with a degree in Business Administration from American Intercontinental University in January 2006... Was named the Crew's 2008 U.S. Soccer Foundation Humanitarian of the Year.

MLS SINGLE-GAME HIGHS

Goals	2, 3 times (last: 10/5/05 with N.Y. at CHI)
Shots on Goal	5 (10/13/07 at N.E.)
Assists	2, twice (last: 9/15/07 at K.C.)
Fault Committed	5, 4 times (last: 10/16/10 at TOR)
Shots	8 (6/21/06 vs. N.E.)
Faults Suffered	8 (8/21/05 with N.Y. vs. CHV)

MLS CAREER STATISTICS

Major League Soccer - Regular Season

Year	Team	GP	GS	MIN	G	A	P	SH	SOG	BK	FC	FS	CK	C	E
2003	New York	12	7	691	1	1	3	13	9	1	11	19	8	0	0
2004	New York	29	29	2,578	7	7	21	46	22	0	44	79	4	2	0
2005	New York	28	26	2,257	8	4	20	34	19	0	31	67	1	0	0
2006	Columbus Crew	30	30	2,560	4	4	12	57	27	1	23	62	33	3	0
2007	Columbus Crew	27	21	1,923	5	7	17	59	33	0	18	50	50	1	0
2008	Columbus Crew	24	22	1,848	3	2	8	30	12	0	11	43	7	2	0
2009	Columbus Crew	30	27	2,420	6	0	12	41	21	0	27	45	3	3	0
2010	Columbus Crew	28	28	2,384	3	5	11	42	18	0	23	54	7	0	0
2011	Columbus Crew	26	26	2,227	5	1	11	58	24	0	28	65	56	0	0
Regular Season Totals		234	216	18,888	42	31	115	380	185	2	216	484	169	11	0

Major League Soccer - Playoffs

Year	Team	GP	GS	MIN	G	A	P	SH	SOG	BK	FC	FS	CK	C	E
2003	New York	2	1	135	0	0	0	3	2	0	1	3	1	0	0
2004	New York	2	2	180	0	0	0	2	1	0	2	5	0	0	0
2005	New York	2	2	180	0	0	0	3	1	0	3	6	0	0	0
2008	Columbus Crew	4	4	350	1	1	3	4	2	0	4	3	0	0	0
2009	Columbus Crew	2	2	180	0	0	0	2	2	0	2	5	0	0	0
2010	Columbus Crew	2	2	210	1	0	2	4	1	0	1	7	3	0	0
2011	Columbus Crew	1	1	90	0	0	0	0	0	0	0	1	0	0	0
Playoff Totals		15	14	1,325	2	1	5	18	9	0	13	30	4	0	0

• LEGEND FOR STATISTICS ON Page 37



DARE TO BE MASSIVE



16 ERIC GEHRIG



Position: Defender
Height: 6-1
Weight: 170
Born: Dec. 25, 1987 (Harvey, Ill.)
Hometown: Schererville, Ind.
Citizenship: United States
College: Loyola Chicago
Roster Status: Domestic
How Acquired: Signed on Feb 21, 2011

Twitter: @eGehrig16

MLS Career Highlights: In his second season with the Crew... Made his MLS debut on 6/26/11 vs. Colorado... Appeared in eight matches with four starts entering this season...
U.S. Open Cup Career Highlights: Started in one match...

2011 MLS Season: Made his MLS debut on 6/26 vs. Colorado playing five minutes... Made his first MLS start on 7/2 at Vancouver... Appeared in a total of eight matches with four starts
2011 MLS Reserve Season: Appeared in seven matches with six starts
2011 U.S. Open Cup: Started in one match

College Highlights: Appeared in 78 matches during his four year tenure at Loyola University Chicago (2006-2009), scoring 10 goals and recording 10 assists... Named to All-Horizon League First Team three years in a row (07-09)... Closed Loyola career with 159 shots taken, good for fourth place in school history.

Personal: Son of Ithar and Debbi Gehrig... Has a twin brother named Greg... Is an avid Chicago sports enthusiast... Enjoys watching movies when not following the Bears, Bulls or Blackhawks.

MLS SINGLE-GAME HIGHS

Goals	none
Shots on Goal	none
Assists	none
Foul Committed	2 (7/6/11 at VAN)
Shots	2 (7/6/11 at VAN)
Fouls Suffered	1 (7/6/11 at VAN)

MLS CAREER STATISTICS

Major League Soccer - Regular Season

Year	Team	GP	GS	MIN	G	A	P	SH	SOG	BK	FC	FS	CK	C	E
2010	Columbus Crew	8	4	474	0	0	0	3	0	0	2	1	0	1	0
	Regular Season Totals	8	4	474	0	0	0	3	0	0	2	1	0	1	0

Major League Soccer - Playoffs

Year	Team	GP	GS	MIN	G	A	P	SH	SOG	BK	FC	FS	CK	C	E
2011	Columbus Crew	0	0	0	0	0	0	0	0	0	0	0	0	0	0
	Playoff Totals	0	0	0	0	0	0	0	0	0	0	0	0	0	0

• LEGEND FOR STATISTICS ON Page 37



22 COLE GROSSMAN



Position: Midfielder
Height: 6-0
Weight: 165
Born: April 10, 1989 (Sacramento, Calif.)
Hometown: St. Louis, Mo.
Citizenship: United States
College: Duke University
Roster Status: Domestic
How Acquired: Selected in the Second Round of the 2011 MLS SuperDraft (No. 28 overall)
Professional Experience: Columbus Crew, MLS (2011)

MLS Career Highlights: Appeared in two matches as a substitute entering his second season with the Crew... Made his MLS debut on 7/23/11 vs. Portland... Selected in the Second Round of the 2011 MLS SuperDraft (No. 28 overall)... **CONCACAF Champions League:** Started in two matches in the CCL quarterfinals... **U.S. Open Cup Career Highlights:** Started in one game... Recorded his first professional goal in match against Richmond on 6/28/11...

2011 MLS Season: Appeared in two matches as a substitute... Missed matches on 6/8 and 6/12 due to injury (concussion)... 2011 MLS Reserve Season: Came on as a sub in first game of the season at D.C. United (3/20)... Scored one goal in 2-0 win over St. Louis University (4/2)... Started against Toronto FC on 4/23, NE Revolution on 5/9, NY Red Bulls on 5/30 and vs Philadelphia Union on 8/21... Has one goal (5/30)... Started vs. Toronto on 9/11... Started at Philadelphia on 9/18... Started vs. New York on 10/10... Scored goal on 10/10... **2011 U.S. Open Cup:** Started in one match... Recorded his first professional goal on 6/28 vs. Richmond... **2010-11 CONCACAF Champions League:** Started in both quarterfinal matches against Real Salt Lake.

College Highlights: Played in 70 career games and started 59... Finished career with 25 goals and 24 assists for 74 points... Picked 28th by the Columbus Crew in the 2011 MLS SuperDraft... A two-time NSCAA All-South Region second team pick... Named to All-ACC teams twice (2nd 2009 and 1st in 2010)... Played in over 5,000 minutes for his career.

Prep: Ranked No. 20 in Rise Magazine for 2007 top recruits... 2006 adidas Youth All-America team... Named to All-State, All-Metro, and All-Conference teams... Led team to No. 2 ranking in Missouri in 2006... Six-time club state champion with Scott Gallagher team... Adidas ESP All-Star... Two-time ODP regional team member.

Personal: Son of Skip and Karen Grossman... Has one sister, Lauren (20)... Holds a black belt in Chinese kempo karate... Father, Skip, played soccer at Williams College and uncle, Cap, played baseball at Yale.

MLS SINGLE-GAME HIGHS

Goals	0
Shots on Goal	0
Assists	0
Fouls Committed	0
Shots	0
Fouls Suffered	0

MLS CAREER STATISTICS

Major League Soccer - Regular Season

Year	Team	GP	GS	MIN	G	A	P	SH	SOG	BK	FC	FS	CK	C	E
2011	Columbus Crew	2	0	12	0	0	0	0	0	0	0	0	0	0	0
Regular Season Totals		2	0	12	0	0	0	0	0	0	0	0	0	0	0

• LEGEND FOR STATISTICS ON Page 37

30 ANDY GRUENEBAUM



Pronunciation: Green-UH-bohm

Position: Goalkeeper

Height: 6-1

Weight: 190

Born: December 30, 1982, Kansas City, MO

Hometown: Overland Park, KS

Citizenship: United States

College: Kentucky

Roster Status: Domestic

2010 Team: Columbus Crew, MLS

How Acquired: Selected by the Crew in the first round (No. 3 overall) of the 2006 MLS Supplemental Draft

Professional Experience: Columbus Crew, MLS (2006-11)

MLS Career Highlights: Had appeared in 26 career regular-season matches, 25 of them starts, entering this season... Had a career record of 8-8-9 and a 1.28 goals-against average in that time, with six shutouts... Had a career-high seven saves on 10/14/06 at N.E. ... Earned his first career win in his first start on 10/7/06 at Chicago... Earned his first career shutout in 0-0 tie vs. N.Y. on 4/7/07... Selected by the Crew in the first round (No. 3 overall) of the 2006 MLS Supplemental Draft... In his sixth season with the Crew... **MLS Career Playoff Highlights:** Appeared in two games recording a total of seven saves... Was a member in the Crew's 2008 MLS Cup championship team... **CONCACAF Champions League:** Started in six matches... Recorded three shutouts... **U.S. Open Cup Career Highlights:** Had appeared in eight games, with seven starts, entering this season... Had two shutouts in that time.

2011 MLS Season: Made his season debut on 7/23 and started on 7/30... Had two shutouts... Missed one match due to groin injury (4/1)... Missed matches on 8/27, 9/10, 9/14 and 9/17 with broken thumb... **2011 MLS Reserve Season:** Started in seven games **2011 U.S. Open Cup:** Started in one match.

2010 MLS Season: Did not appear in a regular season match... Missed matches on 3/27, 4/14, 4/24, 5/1, 5/8 and 5/15 due to R hip impingement... **2010 Playoffs:** Started both matches against Colorado... Recorded seven saves... **2010-11 CONCACAF Champions League:** Started in all six matches and went 4-2... Recorded three shutouts, on 8/18 vs. Municipal, on 9/14 vs. Joe Public and on 9/21 vs. Santos Laguna... **2010 U.S. Open Cup:** Had started in all four matches in Run to Open Cup Final... Recorded a shutout on 7/6 vs. Charleston.

2009 MLS Season: Appeared in 10 matches, all starts... Had two yellow cards... Missed matches on 9/20, 9/26, 10/3, 10/10, 10/17 and 10/25 due to R hip impingement... **2009 U.S. Open Cup:** Started Round of 16 match at Rochester.

2008 MLS Season: Appeared in and started in one game, a 3-1 loss at N.Y. on 10/18... **2008 MLS Cup Playoffs:** Was a member of the Crew's 2008 MLS Cup championship team, but did not see action in the playoffs... **2008 U.S. Open Cup:** Started in the USOC Qualifier vs. RSL on 5/27, registering a shutout in the process... **2008 Reserve Division:** Appeared and started in seven games... Finished with a 2-4-1 record and 1.29 goals-against average.

2007 MLS Season: Started all 10 games in which he appeared... Followed up his first career shutout, earned in season-opening 0-0 tie vs. N.Y. on 4/7, with his second career clean sheet against RSL on 4/14, another scoreless draw... Registered third shutout of season on 4/28, a 1-0 win over D.C. ... Went 1-4-5 on season with a 1.50 GAA... **2007 U.S. Open Cup:** Came on as a sub and played the final 56 minutes of the Crew's USOC qualifier vs. LA, on 4/24 and did not surrender a goal... **2007 Reserve Division:** Started all five games in which he appeared, finishing with a 2-1-2 record... Posted a 1.40 GAA and one shutout.

2006 MLS Season: Appeared in three matches overall and started the final two games of the season, going 1-1-0... Earned his first career win in his first start on 10/7 at Chicago, making five saves in the 4-1 win... Made seven saves in 1-0 loss at N.E. on 10/14... Made his MLS debut on 5/20 vs. D.C., coming on as a substitute after Jon Busch tore his right ACL. Played the final five minutes with a broken right hand suffered in practice the day before... Missed 13 games with the broken hand... **2006 Reserve Division:** Appeared in nine games, eight of them starting assignments... Went 0-5-1 with one shutout and a 1.87 goals-against average.

Other Pro Highlights: Trained with Blackburn Rovers of the English Premier League in January 2007.

College: Posted a 0.91 goals-against average and 21 shutouts in 66 career games at the University of Kentucky... **2005:** Played every minute of every game, going 6-6-6 with a 0.97 goals-against average and six shutouts... Was named to the Conference USA first team in the Wildcats' first year in the conference... Named to All-Great Lakes Region.

Other Amateur Highlights: Won a USL Premier Development League Championship with the Des Moines Menace in 2005 and was named MVP of the PDL National Championship Game... Helped the Menace advance to the fourth round of the 2005 U.S. Open Cup tournament... Named an All-American as a senior at Blue Valley North High School in Kansas... Claimed the NSCAA Kansas Player of the year award in 2000... Awarded a spot on the Midwest Region team in 2000.

Personal: The son of Mike and Kris Gruenebaum... Was married to the former Lacey Sims in Jan. 2010... Has an older brother, Ben, who is an Aerospace Engineer... Is an avid fan of the NHL New Jersey Devils... Enjoys movies and owns more than 500 DVDs... Majored in business at Kentucky.

MLS SINGLE-GAME HIGHS

Goals Allowed 4 [5/19/07 at N.Y.]
Saves 7 [10/14/06 at N.E.]

MLS CAREER STATISTICS

Year	Team	GP	GS	MIN	REC	SOG	SVS	GA	GAA	SHUT
2006	Columbus Crew	3	2	185	1-1-0	14	12	2	0.97	0
2007	Columbus Crew	10	10	900	1-4-5	53	35	15	1.50	3
2008	Columbus Crew	1	1	90	0-1-0	5	2	3	3.00	0
2009	Columbus Crew	10	10	900	4-2-4	36	21	12	1.20	1
2010	Columbus Crew				DID NOT PLAY					
2011	Columbus Crew	2	2	180	2-0-0	5	5	0	0.00	2
Regular Season Totals		26	25	2255	8-8-9	113	75	32	1.28	6

Major League Soccer - Playoffs

Year	Team	GP	GS	MIN	REC	SOG	SVS	GA	GAA	SHUT
2010	Columbus Crew	2	2	210	1-1-0	9	7	2	0.86	0
Playoff Totals		2	2	210	1-1-0	9	7	2	0.86	0

• LEGEND FOR STATISTICS ON Page 37



DARE TO BE MASSIVE



19 TOMMY HEINEMANN



Position: Forward
Height: 6-4
Weight: 180
Born: April 23, 1987, St. Louis, MO
Hometown: St. Louis, MO
Citizenship: United States
College: Rockhurst
Roster Status: Domestic
2011 Team: Columbus Crew
How Acquired: Signed on January 7, 2011
Professional Experience: Charleston Battery (USL-1, USL-2, 2009-2010), Carolina RailHawks (USFF D-2, 2010), Columbus Crew (2011)

MLS Career Highlights: Appeared in 28 matches with 12 starts entering this season, his second with the Crew... Scored three goals and recorded one assist during that time... **MLS Career Playoff Highlights:** Appeared in one match as a substitute... **U.S. Open Cup Career Highlights:** Appeared in one match as a substitute.

2011 MLS Season: Appeared in 28 matches with 12 starts... Recorded his first MLS goal on 6/26... Scored another goal on 7/30 and another on 9/10... Has one assist (9/10)... Missed matches on 4/30 (calf), 5/7 (bursitis), 6/8 and 6/12 (hamstring) due to injury... Was named to MLSsoccer.com Team of the Week for week 10... 2011 MLS Reserve Season: Started first game of the season at D.C. United (3/20), against NE Revolution (5/9) and at NE Revolution (10/16)... recorded hat trick on 10/16 at New England **2011 U.S. Open Cup:** Appeared in one match as a sub.

2010 season: Began 2010 with the Charleston Battery (USL-2), starting 21 of 25 matches... Recorded eight goals and seven assists on his way to helping the Battery to a USL-2 Championship... Appeared in 12 matches for the Carolina RailHawks (USFF D-2) following the USL-2 season... Scored six goals.

College: Attended Rockhurst University from 2006 to 2008... Was named NSCAA/adidas NCAA Division II Men's All-America team as a sophomore and a junior.

Other Amateur highlights: Played PDL for the St. Louis Lions... Netted 35 goals in 36 games played over three seasons.

Personal: Married to Katrina... The son of Janet and Tom Heinemann... He has two sisters, Maggie and Karlee... Has been running a summer soccer camp in his native St. Louis since he was 11 years old... Plays guitar and the CD for his band Stones Cry Out can be found on iTunes.

MLS SINGLE-GAME HIGHS

Goals 1, three times (last: 9/10/11 vs. TOR)
 Shots on Goal 3, twice (last: 5/28/11 vs. CHV)
 Assists 1 (9/10/11 vs. TOR)
 Fouls Committed 3, twice (last: 7/30/11 at RSL)
 Shots 4, three times (last: 7/20/11 at L.A.)
 Shots Suffered 3, three times (last: 5/28/11 vs. CHV)

MLS CAREER STATISTICS

Major League Soccer - Regular Season

Year	Team	GP	GS	MIN	G	A	P	SH	SOG	BK	FC	FS	CK	C	E
2011	Columbus Crew	28	12	1315	3	1	7	45	15	0	26	23	1	4	0
Regular Season Totals		28	12	1315	3	1	7	45	15	0	26	23	1	4	0

Major League Soccer - Playoffs

Year	Team	GP	GS	MIN	G	A	P	SH	SOG	BK	FC	FS	CK	C	E
2011	Columbus Crew	1	0	5	0	0	0	0	0	0	0	0	0	0	0
Playoff Totals		1	0	5	0	0	0	0	0	0	0	0	0	0	0

• LEGEND FOR STATISTICS ON Page 37

WILLIAM HESMER



Pronunciation: HESS-muhr
Position: Goalkeeper
Height: 6-2
Weight: 195
Born: November 23, 1981, Wilson, NC
Hometown: Wilson, NC
Citizenship: United States
College: Wake Forest
Roster Status: Domestic
2011 Team: Columbus Crew, MLS
How Acquired: From Toronto FC, with Danny O'Rourke, in exchange for a partial allocation on Nov. 17, 2006
Professional Experience: Columbus Crew, MLS (2007-11); Kansas City Wizards, MLS (2004-06)

MLS Career Highlights: Had started all 133 games in which he appeared entering this season, his sixth with the Crew... Had 42 shutouts, including a career-high 11 in 2010, to his credit... Was a MLS Goalkeeper of the Year finalist in 2008... Had a career-high 11 saves against CHI on 7/11/09... Made his first-team league debut for K.C. on 6/10/06 at Crew Stadium, making three saves to post his first win and first shutout, 1-0, over the Crew... Acquired by the Crew on 11/17/06 from Toronto, along with midfielder Danny O'Rourke, in exchange for a partial allocation... Originally selected by Kansas City in the second round (No. 17 overall) of the 2004 MLS SuperDraft... scored the game tying goal at Toronto on 10/16/10 and is only second goalkeeper in MLS history to score a goal... Suffered a season ending injury in 2010 after starting every game of the regular season...

MLS Career Playoff Highlights: Had started all seven career postseason matches in which he had appeared entering this season... Had a record of 3-3-1 in that time, along with one shutout and a 1.17 goals-against average... Registered first career playoff shutout on 11/8/08 vs. K.C. ... Started in goal for the Crew's 3-1 win over N.Y. in 2008 MLS Cup...

U.S. Open Cup Career Highlights: Had seen action in four games entering this season, earning two wins.

2011 MLS Season: Started in 32 matches... Had eight shutouts (3/26, 4/1, 4/9, 4/16, 5/16, 7/6, 7/16, 10/15)... Set Club record for consecutive shutout games (4, 3/26 - 4/16)... Set club record for consecutive shutout minutes (413, 3/19 - 3/26)... Reached milestone of 40 career shutouts on 7/6 at Vancouver... Broke saves Club record on 7/6 with 368... Missed matches on 7/23 and 7/30 with quad strain... **2011 MLS Playoffs:** Started in one game.

2010 MLS Season: Appeared and started in 30 matches... Had 11 shutouts (3/27, 4/24, 5/15, 5/23, 6/26, 7/10, 7/17, 7/24, 8/28, 9/4, 10/2)... Had three yellow cards (5/23, 8/21, 9/25)... Became the all-time Crew leader in shutouts with a clean sheet at KC on 5/23... Played his 100th MLS match on 10/16... Celebrated his 100th MLS match by scoring a goal in stoppage time on 10/16... Is only the second goalkeeper to score a goal in MLS history... Was forced to leave final game of regular season (10/24) with a broken shoulder and was replaced by midfielder Eddie Gaven.

2009 MLS Season: Appeared and started in 19 matches... Had a career-high 11 saves on 7/11 at Chicago... Had seven shutouts... Had one yellow card... Missed matches on 4/25, 5/2 and 5/9 with L knee sprain... Missed matches on 5/17, 5/27, 5/30, 6/6 and 6/14 with lumbar strain... **2009 MLS Cup Playoffs:** Started both playoff matches against RSL, finishing with a 0-2-0 record and 2.00 goals-against-average... **2009-10 CONCACAF Champions League:** Appeared and started in all six matches... Had two

shutouts... Had one yellow card.

2008 MLS Season: Appeared in and started 29 games... Finished with a league-best record of 17-6-6 and tied for the league lead with 10 shutouts... Ranked third in goals-against average (1.14)... Saved three of five penalty kick attempts (3/29 vs. TFC, 4/5 at N.Y. and 5/24 vs. N.E.)... **2008 MLS Cup Playoffs:** Started in all four matches in Crew's run to MLS Cup title... Finished with a 3-0-1 record and 0.75 goals-against average... Registered first career playoff shutout on 11/8 vs. K.C. ... **2008 U.S. Open Cup:** Started Open Cup qualifier at Chicago (in Peoria, Ill.) on 6/10, a 3-2 loss in OT.

2007 MLS Season: Started all 20 games in which he appeared... Had a then career-high nine saves against K.C. on 9/16... Had five shutouts on the season... Backstopped the Crew to a six-game unbeaten streak (4-0-2) from 6/16-7/7... Notched his first shutout as a member of the Crew on 6/30 vs. N.Y. ... Made his Crew debut on 6/16 at N.E... Missed seven games to start the season due to a right hamstring injury.

2006 MLS Season: Went 1-2-0 in three games, with the victory coming in his first-team league debut 6/10 at Columbus. Made three saves to post 1-0 shutout... **2006 U.S. Open Cup:** Picked up win in Round of 32 match vs. Des Moines Menace (PDL) on 7/12... Played the full 90 minutes in 2-0 Round of 16 loss to Chicago on 8/14.

2005 MLS Season: Earned promotion from developmental roster to the senior squad and assumed role of backup goalkeeper, but did not appear in a regular-season match... **2005 Reserve Division:** Made 10 starts, posting a 5-3-2 record with a 1.44 GAA and three shutouts... **2005 U.S. Open Cup:** Made two starts in Open Cup play, earning a 6-1 win over the Des Moines Menace (PDL) on 8/3 in the fourth round.

2004 MLS Season: Spent his rookie professional season on the developmental roster, but did not appear in a regular-season match.

Other Pro Highlights: Has twice been called into extended U.S. National Team camps in January (2008, 2009)... Was a member of the Generation adidas Euro Tour squad that played three games in England in December 2006... Appeared in two of the games and went the full 90 minutes of a 1-0 loss to the Coventry City Reserves on 12/5/06.



College: Compiled a record of 37-12-6 in four years at Wake Forest (2000-03)... Compiled a 0.83 goals-against average, .802 save percentage, 201 saves and 5,298 minutes... Named the 2003-04 Wake Forest University Student-Athlete of the Year... **2003:** Was named a NSCAA/adidas and Soccer America All-American despite playing in just 15 games as a senior... Posted a 0.77 GAA before suffering a leg injury in the second-to-last game of the regular season... Missed the ACC tournament and NCAA tournament due to the injury... **2002:** Turned in the best season by a goalkeeper in Wake Forest history as a junior... Posted nine shutouts and set a school single-season record with a 0.65 goals-against average... Had a scoreless streak of 569 minutes from 9/21 against St. John's until 10/19 against Clemson, a streak that included five complete shutouts... Ranked second nationally in GAA... Was named a Soccer America first-team All-American and a second-team NSCAA All-American... Named first-team All-ACC and All-South... **2001:** A second-team All-ACC selection, started all 21 games in goal and posted a 0.91 GAA, the best mark by a Deacon goalkeeper since 1991... **2000:** Named to ACC All-Tournament team as a freshman, allowing just three goals in 240 minutes while making 24 saves... Made his career debut as a surprise starter in the regular-season finale at Duke and started the team's two postseason games.

Personal: The son of Russell and Janet Hesmer... Has a sister, Anna Jane, and a brother, David... Was an Academic All-American at Wake Forest, where he majored in History... Served as a groomsman in teammate Brian Carroll's wedding... An excellent athlete who was named all-conference in basketball, football, baseball and soccer in high school... Named 2000 Athlete of the Year by the Wilson Daily Times... A member of the National Honor Society in high school... Enjoys golfing and fishing in his spare time.

MLS SINGLE-GAME HIGHS

Goals Allowed 6 (8/27/11 at SEA)
Saves 11 (7/11/09 at CHI)

MLS CAREER STATISTICS

Major League Soccer - Regular Season										
Year	Team	GP	GS	MIN	REC	SOG	SVS	GA	GAA	SHUT
2004-05	K.C. Wizards	0	0	0	0	0	0	0	0	0
2006	K.C. Wizards	3	3	270	1-2-0	12	9	4	1.33	1
2007	Columbus Crew	20	20	1800	8-7-5	99	71	29	1.45	5
2008	Columbus Crew	29	29	2610	17-6-6	132	97	33	1.14	10
2009	Columbus Crew	19	19	1719	9-4-6	86	68	18	0.95	7
2010	Columbus Crew	30	30	2695	14-8-8	122	84	33	1.10	11
2011	Columbus Crew	32	32	2888	11-13-8	135	92	44	1.38	8
Regular Season Totals		133	133	11965	60-40-33	586	421	161	1.21	42

Major League Soccer - Playoffs										
Year	Team	GP	GS	MIN	REC	SOG	SVS	GA	GAA	SHUT
2008	Columbus Crew	4	4	360	3-0-1	10	7	3	0.75	1
2009	Columbus Crew	2	2	180	0-2-0	7	3	4	2.00	0
2010	Columbus Crew					DID NOT PLAY				
2011	Columbus Crew	1	1	90	0-1-0	7	6	1	1.00	0
Playoff Totals		7	7	630	3-3-1	24	16	8	1.14	1

• LEGEND FOR STATISTICS ON Page 37

26 JULIUS JAMES



Position: Defender
Height: 6'
Weight: 180
Born: July 9, 1984 (Maloney Gardens, Trinidad & Tobago)
Hometown: Maloney Gardens, Trinidad & Tobago
Citizenship: Trinidad and Tobago
College: University of Connecticut
Roster Status: International
2011 Team: Columbus Crew, MLS
How Acquired: Signed on March 1
Professional Experience: Columbus Crew, MLS (2011), D.C. United, MLS (2009-10), Houston Dynamo (2009), Toronto FC (2008)

MLS Career Highlights: Appeared in 83 matches starting 70 with four different teams during his career... Scored four goals during that time... In his second season with the Crew... Drafted by Toronto FC in the First Round (9th overall) of the 2008 MLS SuperDraft out of the University of Connecticut... **MLS Career Playoff Highlights:** Started in one match... **U.S. Open Cup Career Highlights:** Started in two matches for D.C. United... **CONCACAF Champions League Career Highlights:** Appeared in seven matches, starting six entering this season... Scored one goal

2011 MLS Season: started in 31 matches... Recorded his first goal in Black & Gold on 8/13 vs. new England... Missed matches on 6/26 and 7/2 due to injury (adductor)... Missed match on 8/27 due to suspension... Had seven yellow cards... 2011 MLS Playoffs: Started in one match... **2010-11 CONCACAF Champions League:** Appeared in one quarterfinal match against Real Salt Lake

2010 MLS Season: Logged the most minutes (1,682) of any defender on D.C. United... Appeared in 22 league matches and started 16 games for the Black-and-Red in the regular season... Had one goal... **2010 U.S. Open Cup:** Appeared in two matches

2009 MLS Season: Started the season as a member of the Houston Dynamo... Appeared in eight games (five starts) totaling 508 minutes on the pitch... Traded to D.C. United on August 14... Appeared in nine matches (eight starts) for the Black-and-Red... Scored one goal for United in final appearance of the season...

2008 MLS Season: Selected by Toronto FC in the 2008 SuperDraft out of the University of Connecticut... Appeared in 13 games (10 starts) and scored one goal in 899 minutes on the field... Made his MLS debut on 5/31 vs. L.A. and scored his first professional goal in that game, a goal that was the eventual game-winner... Traded to Houston from Toronto FC – along with allocation money – for midfielder Dwayne DeRosario on 12/12.

International Experience: Appeared in 11 matches for the Trinidad & Tobago senior team entering this season... Earned his first senior cap on 9/3/08 vs. Guyana

College: Appeared in 87 matches for the UCONN Huskies... scored eight goals and recorded two assists during that time... Was named Big East Defensive Player of the Year for three consecutive years (2005-07)... Was a M.A.C. Herman Trophy semifinalist in 2006.

Personal: Has an older sister named Sara who goes to medical school in Barbados... Son of Julius and Rosemary James... Enjoys spending time with friends in his free time... Favorite TV shows are King of Queens, Family Guy and My Wife and Kids... Is a fan of all Boston teams.

MLS SINGLE-GAME HIGHS

Goals 1, 4 times (last: 8/13/11 vs. N. E.)
 Shots on Goal 1, eight times (last: 9/28/11 at K.C.)
 Assists None
 Fouls Committed 5, four times (last: 7/30/11 at RSL)
 Shots 2, five times (last: 10/22/11 at CHL)
 Fouls Suffered 4 (7/10/10 at N.Y. [with D.C.]

MLS CAREER STATISTICS

Major League Soccer - Regular Season

Year	Team	GP	GS	MIN	G	A	P	SH	SOG	BK	FC	FS	CK	C	E
2008	Toronto FC	13	10	899	1	0	2	6	1	1	12	5	0	0	0
2009	Dynamo/D.C. United	17	13	1214	1	0	2	4	2	0	25	7	0	4	0
2010	D.C. United	22	16	1682	1	0	2	12	3	1	3	16	0	7	0
2011	Columbus Crew	31	31	2790	1	0	2	8	2	0	53	22	0	7	0
Regular Season Totals		83	70	6585	4	0	8	30	8	2	128	50	0	18	0

Major League Soccer - Playoffs

Year	Team	GP	GS	MIN	G	A	P	SH	SOG	BK	FC	FS	CK	C	E
2011	Columbus Crew	1	1	90	0	0	0	0	0	0	0	1	0	0	0
Playoff Totals		1	1	90	0	0	0	0	0	0	0	1	0	0	0

• LEGEND FOR STATISTICS ON Page 37



DARE TO BE MASSIVE



14 CHAD MARSHALL



Position: Defender
Height: 6-4
Weight: 190
Born: August 22, 1984, Riverside, CA
Hometown: Riverside, CA
Citizenship: United States
College: Stanford
Roster Status: Domestic
2010 Team: Columbus Crew, MLS
How Acquired: Selected in the first round (No. 2 overall) of the 2004 MLS SuperDraft
Professional Experience: Columbus Crew, MLS (2004-11)

MLS Career Highlights: Had appeared in 199 games, 196 of them starts, entering this season... Collected 13 goals and 10 assists in that time... One of the top young American defenders, now in his eighth professional season... Was named the 2009 MLS Defender of the Year and selected to the 2009 MLS Best XI squad... Was named 2008 MLS Defender of the Year and selected to the 2008 MLS Best XI squad... Was already widely regarded as one of the league's best defenders as a rookie in 2004, when he didn't turn 20 until August... Was a Finalist for 2004 MLS Rookie of the Year honors... Scored his first career MLS goal on 7/9/05 vs. S.J. ... Picked up his first career point, with an assist 7/17/04 vs. N.E. ... Left Stanford after his sophomore year to sign with MLS and was the Crew's top pick [No. 2 overall] in the 2004 MLS SuperDraft... **MLS Career Playoff Highlights:** Had appeared in 11 postseason matches entering this season, all of them starts, including all four in the Crew's run to the 2008 MLS Cup title... Had two goals entering this season, including the game-winner in MLS Cup 2008... Scored first-ever playoff goal on 11/13/08 in 2008 Eastern Conference Championship... **U.S. Open Cup Highlights:** Had seen action in nine matches, starting seven, entering this season... Scored Crew's lone goal in 2-1 OT loss at D.C. on 8/1/06 in the Round of 16... **CONCACAF Champions League Career Highlights:** Had started five matches entering this season... Had one assist, the game-winner, on 8/18... Had one own goal (8/26).

2011 MLS Season: started in 32 matches as captain... Had one assist (6/26)... had one yellow card... Named to MLSsoccer.com Best XI four times (Weeks 2, 3, 4 and 19)... Missed match on 9/17 due to hip flexor injury and on 10/2 (ankle)... **2011 MLS Playoffs:** Started in one match.

2010 MLS Season: Appeared and started in 24 matches... Had one goal (6/2)... Had two assists (8/21, 10/16)... Named to the 2010 MLS All-Star First XI squad on 7/13... Missed match on 4/24 and 5/1 due to L hamstring strain, match on 3/27 due to R hamstring strain and match on 9/25 due to neck spasms... Missed matches on 5/20 and 5/23 due to USMNT call-up... Called up to the USMNT World Cup Training Camp on 5/11...

2010 Playoffs: Started on 10/28 at Colorado and 11/6 vs. Colorado... **2010-11 CONCACAF Champions League:** Started vs. Municipal on 8/18, vs Joe Public on 9/14, and vs. Santos Laguna on 9/21... **2010 U.S. Open Cup:** Started in three matches (7/6, 9/1 and in final 10/5).

2009 MLS Season: Appeared and started in 18 matches... Had four goals (4/25, 6/27, 8/1, 8/15)... Had two game-winning goals (8/1, 8/15)... Had one yellow card (6/20)... Had one red card (6/6)... Named the Crew's Defender of the Year on 10/26... Named MLS Player of the Month for August on 9/2... Named MLS Player of the Week for Week 22 on 8/17... Named to MLS All-Star First XI squad on 7/13... Missed matches on 9/20, 9/26, 10/3, 10/10, 10/17 and 10/25 with L knee sprain... Missed matches on 7/4, 7/11, 7/18 and 7/25 due to call-up to U.S. MNT... Missed match on 6/14 due to red card suspension... Missed match on 4/11 due to facial contusion... **2009 MLS Cup Playoffs:** Started both playoff matches against RSL... **2009-10 CONCACAF Champions League:** Started in two matches... Had one assist, the game-winner, on 8/18... Had one own goal (8/26).

2008 MLS Season: Started all 29 games in which he appeared... Was selected as the 2008 MLS Defender of the Year and named to the 2008 MLS Best XI squad... Had four goals (6/14 at K.C., 7/17 vs. K.C., 8/23 vs. RSL and 9/27 at N.E.) and two assists (5/3 at K.C. and 9/6 vs. N.E.)... Three of his goals were game-winners (6/14, 8/23, 9/27)... Was shown just two yellow cards (5/24 vs. N.E. and 9/13 at TFC)... **2008 MLS Cup Playoffs:** Started all four matches in the Crew's run to the 2008 MLS Cup title... Scored twice, the tying goal in Eastern Conference Championship vs. Chicago on 11/13 and the game-winner in MLS Cup vs. N.Y. on 11/23... **2008 U.S. Open Cup:** Started and went the full 90 minutes in the USOC Qualifier vs. RSL on 5/27.

2007 MLS Season: Appeared in 12 games, 11 of them starting assignments... Missed 17 games due to concussions... Scored two goals, 6/3 at Chicago and 6/23 at L.A., on the season... **2007 Reserve Division:** Started both games in which he appeared... Scored one goal, in a 1-1 tie vs. Chivas USA on 5/13.

2006 MLS Season: Appeared in 26 games, starting 25... Had one goal, 4/8 at Colorado, and one assist, 5/6 at Real Salt Lake, which was on the game-winning goal... Missed 4/29 game with a right hip flexor, 5/13 game with a dislocated and fractured septum and the 8/19 match with a head injury... **2006 U.S. Open Cup:** Appeared in both matches, starting one... Scored lone Crew goal in 2-1 OT loss at D.C. on 8/1 in Round of 16.

2005 MLS Season: Appeared in 30 games, all of them starts... Tallied one goal, 7/9 vs. S.J., and three assists on the season... Missed the game on 10/5 due to U.S. National Team commitment... **2005 U.S. Open Cup:** Started and played the entire 120 minutes in The Crew's 3-1 overtime loss to FC Dallas on 8/3.

2004 MLS Season: Appeared in 28 matches, 27 of them starts, as one of the league's top rookies... Was a finalist for MLS Rookie of the Year honors... Made his MLS debut on 4/17 at K.C., ... Missed the opener on 4/3 with a separated right shoulder and the 7/3 game with a left-knee sprain... Became youngest Crew player ever to start a game on 4/17 (erased later in the season by Danny Sztetela)... Became the youngest Crew player ever to tally an assist (also later erased later in the season by Sztetela) with his first career MLS point vs. N.E. on 7/17... **2004 MLS Playoffs:** Played all 180 minutes of the of the Eastern Conference Semifinal series vs. N.E. ... **2004 U.S. Open Cup:** Started both games in The Crew's Open Cup campaign. **U.S. National Team:** Has represented the U.S. at the Men's National Team, Under-23, U-20 and U-17 levels... Had four caps and one goal through March



DARE TO BE MASSIVE



2009... Notched his first goal in his first career cap on 3/9/05 in a friendly vs. Columbia... **Senior:** Had 11 caps through 2011... Earned his first cap on 3/9/05, starting a friendly vs. Colombia, and scored a goal in his debut, a 3-0 U.S. victory... **U-23:** Made his U-23 debut in February 2004, appearing in four of the U.S.'s five matches (three starts) in the final round of CONCACAF Olympic qualifying in Mexico... **U-20:** Had 30 caps with the U-20 National Team... Started all five games at the 2003 FIFA World Youth Championship in December 2003, helping the U.S. to the quarterfinals... Was the only player to appear in all 19 international matches in 2003... **U-17:** Made 12 appearances at the U-17 level... Started two games at the 2001 FIFA World Youth Championship in Trinidad & Tobago... Started all three matches at the 2001 CONCACAF Under-17 World Championship qualifying tournament... His first international goal was the game winner in a 2-1 win against Jamaica in the tournament opener on 4/18... Tallied three goals from his backline spot in 2000.

College: A standout for two seasons at Stanford, where he appeared in 40 games, 39 of them starts, including the 2002 NCAA Men's College Cup final... Collected eight points, on three goals and two assists... **2003:** A first-team All-Pac 10 selection as a sophomore, when he started all 19 games in which he appeared... Scored one goal and added an assist for three points... Selected to the NSCAA All-Far West Region second team... **2002:** Had a strong rookie campaign, earning Soccer America Freshman of the Year and second-team All-Pac 10 honors... Appeared in 21 games, starting 20 times... Tallied two goals and one assist for five points... Scored two dramatic, game-winning overtime goals in the NCAA Tournament, helping the Cardinal to a pair of 2-1 victories, over Furman on 12/1 in the third round and Creighton 12/13 in the NCAA College Cup semifinals... Played in the College Cup final, won by UCLA... Named to the NCAA College Cup All-Tournament Team.

Other Amateur Highlights: Was a NCSAA All-American as a senior at Rubidoux High School... A Parade All-America selection in 2001 and 2002 and named Parade's Best Defender in 2002... Was named the top college recruit in the country by Soccer America.

Personal: The son of Duane and Sandra Marshall ... Has a younger sister, Jaclyn... Has a golden retriever named Missy... Enjoys working on his house... Was an avid equestrian in his youth and had a horse named Frank.

MLS SINGLE-GAME HIGHS

Goals	1, 13 times (last: 6/2/10 at S.J.)
Shots on Goal	2, 4 times (last: 5/2/09 at TOR)
Assists	1, 10 times (last: 6/26/11 vs. COL)
Faults Committed	5, 3 times (last: 9/23/06 vs. HOU)
Shots	3, 6 times (last: 4/25/09 vs. CHI)
Faults Suffered	4 (3/28/09 vs. TOR)

MLS CAREER STATISTICS

Major League Soccer - Regular Season

Year	Team	GP	GS	MIN	G	A	P	SH	SOG	BK	FC	FS	CK	C	E
2004	Columbus Crew	28	27	2446	0	1	1	24	10	5	34	15	0	1	0
2005	Columbus Crew	30	30	2655	1	3	5	25	10	1	29	16	2	1	0
2006	Columbus Crew	26	25	2255	1	1	3	11	3	1	36	17	0	1	0
2007	Columbus Crew	12	11	1020	2	0	4	8	3	0	7	6	0	0	0
2008	Columbus Crew	29	29	2485	4	2	10	23	7	2	26	11	0	2	0
2009	Columbus Crew	18	18	1580	4	0	8	18	12	0	15	12	0	1	1
2010	Columbus Crew	24	24	2160	1	2	4	11	3	0	16	13	0	0	0
2011	Columbus Crew	32	32	2835	0	1	1	15	6	0	19	28	1	2	0
Regular Season Totals		199	196	17436	13	10	36	135	54	9	182	118	3	8	1

Major League Soccer - Playoffs

Year	Team	GP	GS	MIN	G	A	P	SH	SOG	BK	FC	FS	CK	C	E
2004	Columbus Crew	2	2	180	0	0	0	1	0	0	2	0	0	0	0
2008	Columbus Crew	4	4	359	2	0	4	5	2	0	4	1	0	0	0
2009	Columbus Crew	2	2	180	0	0	0	1	1	0	2	2	0	0	0
2010	Columbus Crew	2	2	210	0	0	0	1	1	0	2	2	0	0	0
2011	Columbus Crew	1	1	90	0	0	0	0	0	0	2	0	0	0	0
Playoff Totals		11	11	1019	2	0	4	8	4	0	12	5	0	0	0

• LEGEND FOR STATISTICS ON Page 37

4 CARLOS MENDES



Position: Defender
Height: 5-11
Weight: 175
Born: December 25, 1980 (Mineola, N.Y.)
Hometown: Mineola, N.Y.
Citizenship: USA
Roster Status: Domestic
2011 Teams: New York Red Bulls
How Acquired: Selected by the Crew in the First Stage of the 2011 MLS Re-entry process on Dec. 5, 2011
Professional Experience: New York Red Bulls (2005-11)

MLS Career Highlights: Appeared in 146 matches, starting 128 all with New York, entering this season... Recorded two assists during that time... Ranks second all-time in New York club history in games played, games started and minutes played... Was selected by the Crew in the First Stage of the 2011 MLS Re-entry Process... **MLS Playoffs Career Highlights:** Appeared in 11 matches with nine starts... Started in the 2008 MLS Cup final against the Crew... **U.S. Open Cup Career Highlights:** Appeared in nine matches all with New York.

2011 MLS Season: Appeared in 18 matches starting 16... **2011 MLS Playoffs:** Appeared in two matches with one start.

2010 MLS Season: Returned from injury to become a first-choice starting defender by the midway point of the season... Appeared in 21 matches, starting 20... Made first appearance since hip surgery on April 27 in 2-1 win over Philadelphia, playing the first half... Assisted on team's lone goal vs. Columbus on May 20 after coming on as a substitute in the 71st minute... Made 100th career regular season start at Chicago on Aug. 8... **2010 MLS Playoffs:** Started both matches vs. San Jose... **2010 U.S. Open Cup:** Appeared in three matches.

2009 MLS Season: Appeared in 12 matches, starting in 11... Started in the team's first game of the season in Seattle on March 19... Underwent season-ending surgery to repair a torn labrum in his hip in July... **2009 U.S. Open Cup:** Appeared in one match.

2008 MLS Season: Appeared in 17 matches starting in 10... Underwent successful sports hernia surgery on Oct. 23 in Germany, forcing him to miss two weeks of action... **2008 MLS Playoffs:** Made three appearances and two starts... Started in central defense for the Western Conference Final and MLS Cup Final against the Crew... **2008 U.S. Open Cup:** Appeared in one match.

2007 MLS Season: Appeared in 23 matches starting 19... **2007 U.S. Open Cup:** Appeared in one match.

2006 MLS Season: Started in 31 matches... recorded his first professional assist on 5/20 vs. Chivas USA... **2006 MLS Playoffs:** Started in both matches against D.C. United... **2006 U.S. Open Cup:** Appeared in two matches.

2005 MLS Season: Appeared in 24 games (21 starts) during his first year in MLS... **2005 MLS Playoffs:** Started in both matches against New England... **2005 U.S. Open Cup:** Appeared in one match.

Collegiate:

Appeared in 72 matches at Old Dominion... Recorded 11 goals and 25 assists over four-year career... Is third all-time in assists in ODU history... Earned CAA Rookie of the Year in 1998, becoming the first player in ODU history to receive the award.

Personal:

Son of Jose and Maria Mendes... Has two sisters, Melissa and Juliana, and a brother, Robert... Majored in Education... Plays the drums and guitar... Mendes along with six of his New York teammates appeared in a Sept. 2005 Vogue Magazine photo spread with Victoria's Secret supermodel Gisele Bündchen... Has an extensive baseball cap collection... Favorite TV shows include Curb Your Enthusiasm and The Office.

MLS SINGLE-GAME HIGHS

Goals 0
 Assists 1, twice (last: 5/20/10 vs. CLB [with N.Y.])
 Shots 1, five times (last: 9/24/11 vs. POR [With N.Y.])

Shots on Goal 1, twice (last: 9/24/11 vs. POR [With N.Y.])
 Fouls Committed 4, seven times (last: 6/26/11 at CHI [with N.Y.])
 Fouls Suffered 4 (10/14/06 vs. K.C. [with N.Y.])

MLS CAREER STATISTICS

Major League Soccer - Regular Season

Year	Team	GP	GS	MIN	G	A	P	SH	SOG	BK	FC	FS	CK	C	E
2005	N.Y. Metrostars	24	21	1916	0	0	0	1	0	1	33	19	0	5	0
2006	N.Y. Red Bulls	31	31	2751	0	1	1	0	0	1	35	21	0	6	0
2007	N.Y. Red Bulls	23	19	1709	0	0	0	0	0	0	12	4	0	2	0
2008	N.Y. Red Bulls	17	10	964	0	0	0	2	1	0	20	5	0	2	0
2009	N.Y. Red Bulls	12	11	86	0	0	0	0	0	0	13	5	0	1	0
2010	N.Y. Red Bulls	21	20	1785	0	1	1	0	0	0	22	4	0	5	1
2011	N.Y. Red Bulls	18	16	1505	0	0	0	2	1	0	21	9	0	3	1
Regular Season Totals		146	128	11498	0	2	2	5	2	2	156	67	0	24	1

Major League Soccer - Playoffs

Year	Team	GP	GS	MIN	G	A	P	SH	SOG	BK	FC	FS	CK	C	E
2005	N.Y. Metrostars	2	2	180	0	0	0	1	0	0	5	3	0	0	0
2006	N.Y. Red Bulls	2	2	169	0	0	0	0	0	0	3	1	0	1	0
2007	N.Y. Red Bulls	0	0	0	0	0	0	0	0	0	0	0	0	0	0
2008	N.Y. Red Bulls	3	2	183	0	0	0	0	0	0	2	1	0	0	0
2010	N.Y. Red Bulls	2	2	174	0	0	0	0	0	0	3	0	0	0	0
2011	N.Y. Red Bulls	2	1	98	0	0	0	1	0	0	0	0	0	0	0
Playoff Totals		11	9	804	0	0	0	2	0	0	13	5	0	1	0

• LEGEND FOR STATISTICS ON Page 37



9 JUSTIN MERAM



Pronunciation: MEER-am

Position: Forward

Height: 6-1

Weight: 165

Born: December 4, 1988 (Shelby Township, Mich.)

Hometown: Shelby Township, Mich.

Citizenship: United States

College: Yavapai College/Michigan

Roster Status: Domestic

How Acquired: Selected in First Round of 2011 MLS SuperDraft (No. 15 overall)

2011 Team: Columbus Crew

Professional Experience: Columbus Crew (2011)

MLS Career Highlights: Appeared in 17 matches with four starts entering this season... his second with the Crew... Recorded two assists in that time... Recorded his first professional assist on 6/4/11 at New York... Selected in the First Round (No. 15 overall) in the 2011 MLS SuperDraft... **U.S. Open Cup Career Highlights:** Started in one match... Had one assist... **CONCACAF Champions League Career Highlights:** Appeared in two matches as a substitute.

2011 MLS Season: Made his MLS regular season debut on 5/28/11 vs. Chivas USA... Appeared in 12 other matches as a substitute... Started on 6/12 vs. CHI... Started on 7/30 at RSL... Started on 8/13 vs. New England... Started on 8/20 vs. Philadelphia... Recorded his first professional assist on 6/4... had another assist 6/18... **2011 MLS Reserve Season:** Started in seven matches this season... Scored game-winner against New England (5/9)... had one goal and one assist against New York on 5/30... Has one goal on 9/11 vs. Toronto... Has one goal vs NY (10/10)... **2011 U.S. Open Cup:** started in one match this season... has one assist in match on 6/28 vs. Richmond... **2010-11 CONCACAF Champions League:** Appeared both quarterfinals against Real Salt Lake as a substitute.

College Highlights: Split his college career between Michigan (2009 - 2010) and Yavapai College (2007 - 08)... Started 40 of 41 matches played while at Michigan scoring 24 goals and recording 14 assists... Back-to-back Second Team All-BigTen honors (2009-10)... started all 52 matches at Yavapai College with 51 goals and 30 assists... Earned two consecutive National Junior College Player of the Year honors (2007 - 08).

Personal: Son of Iamia and Sam Meram... has three older brothers (Francis, Irvin and Jason) who all reside in Michigan... Is of Chaldeo-Assyrian ethnicity... Is believed to be the first Chaldean-American to reach the professional level in any sport... Was a standout placekicker in high school... Played briefly at Michigan, as well, before focusing solely on soccer.

MLS SINGLE-GAME HIGHS

Goals 0
Shots on Goal 1, twice (last: 8/27/11 at SEA)
Assists 1, twice (last 6/18/11 at HOU)
Fouls Committed 2 (8/13/11 vs. N.E.)
Shots 2 (8/27/11 at SEA)
Fouls Suffered 2 (6/4/11 at N.Y.)

MLS CAREER STATISTICS

Major League Soccer - Regular Season

Year	Team	GP	GS	MIN	G	A	P	SH	SOG	BK	FC	FS	CK	C	E
2011	Columbus Crew	17	4	515	0	2	2	9	2	0	8	6	0	2	0
Regular Season Totals		17	4	515	0	2	2	9	2	0	8	6	0	2	0

• LEGEND FOR STATISTICS ON Page 37



21 SEBASTIAN MIRANDA



Position: Defender

Height: 5-8

Weight: 154

Born: June, 26 1980 (Santiago, Chile)

Hometown: Santiago, Chile

Citizenship: Chilean

2011 Team: Columbus Crew

How Acquired: Signed on 12/30/2010

Professional Experience: Unión Española (2001-05), SV Red Bull Salzburg (Austrian first division 2005), Unión Española (on loan 2006), Universidad Católica (2006-07), Unión Española (2008-2010), Columbus Crew (2011)

MLS Career Highlights: Appeared in all 34 matches as a starter in his first season... Had three assists during that time... In his second season with the Crew... **MLS Playoff Career Highlights:** Started in one match... **CONCACAF Champions League Career Highlights:** Started in two matches.

2011 MLS Season: Started in all 34 matches this season... Led the team in minutes played with 3,044... Had three assists (4/23, 10/2, 10/15)... Had four yellow cards... **2011 MLS Playoffs:** Started in one match... **2010-11 CONCACAF Champions League:** Started in both quarterfinal matches against Real Salt Lake.

Professional Experience: Appeared in 88 matches for Unión Española of Chile from 2008 to 2010... appeared in 37 matches for Universidad Católica from 2006 to 2007 recording one goal... spent the 2005-2006 season on loan to Red Bull Salzburg appearing in four matches... Began his professional career at Unión Española in 1999 appearing in 117 matches and recording five goals over seven seasons.

Personal: He and his wife, Maria, have a young son named Joaquim... Enjoys spending time with his family, going to movies and watching soccer games on TV.

MLS SINGLE-GAME HIGHS

Goals	0
Shots on Goal	1, twice (last: 7/30/11 at RSL)
Assists	1, three times (last: 10/15/11 at N.E.)
Fouls Committed	4 (8/13/11 vs. N.E.)
Shots	2, twice (last: 8/27/11 at SEA)
Fouls Suffered	2, twice (last: 9/17/11 at PHI)

MLS CAREER STATISTICS

Major League Soccer - Regular Season

Year	Team	GP	GS	MIN	G	A	P	SH	SOG	BK	FC	FS	CK	C	E
2011	Columbus Crew	34	34	3044	0	3	3	8	2	0	17	13	35	5	0
Regular Season Totals		34	34	3044	0	3	3	8	2	0	17	13	35	5	0

Major League Soccer - Playoffs

Year	Team	GP	GS	MIN	G	A	P	SH	SOG	BK	FC	FS	CK	C	E
2011	Columbus Crew	1	1	70	0	0	0	0	0	0	1	0	0	1	0
Playoff Totals		1	1	70	0	0	0	0	0	0	1	0	0	1	0

• LEGEND FOR STATISTICS ON Page 37



10 MILOVAN MIROSEVIC



Position: Midfielder

Pronunciation:

(MEE-loh-VAHN MEE-roh-seh-VICH)

Height: 5-10

Weight: 180

Born: June 20, 1980 (Santiago, Chile)

Hometown: Santiago, Chile

Citizenship: Chile

2011 Team: Universidad Catolica

How Acquired: Signed on Jan. 4, 2012

Professional Experience: Universidad Católica, Chile (1997-2002, 2008-11), Argentinos Juniors, Argentina (2008), Beitar Jerusalem, Israel (2006-07), Racing Club, Argentina (2003-06)

Pro Highlights: Scored 81 goals during his 14-year professional career with four different clubs... **2008-11:** Appeared 89 matches for Universidad Catolica de Chile scoring 39 goals during that time... **2008:** Appeared in seven matches for Argentinos Juniors scoring one goal in that time... **2006-07:** Appeared in 41 matches for Beitar Jerusalem of Israel starting 26... scored five goals in that time... **2002-06:** Appeared in 91 matches for Storied Argentinean club Racing starting 57... Scored 11 goals during his tenure... **1997-2002:** Began his professional career with Universidad Catolica where he appeared in 108 matches scoring 25 goals.

Chilean National Team: Has been capped 25 times for the Chilean National team, appearing most recently in a pair of 2014 FIFA World Cup qualifiers against Uruguay (4-0 loss on Nov. 11, 2011) and Paraguay (2-0 win on Nov. 15, 2011)..

Personal: He and his wife Andrea have an eighteen month old daughter named Sofia... They also have a French Bulldog named Olivia... Is close friends with Crew teammate Sebastian Miranda... Enjoys watching soccer and exploring new places with his family in his free time.

MLS SINGLE-GAME HIGHS

Goals 1, twice (last: 10/24/10 vs. PHI)
 Shots on Goal 1, twice (last: 10/24/10 vs. PHI)
 Assists 0
 Fouls Committed 2 (9/25/10 at N.E.)
 Shots 1, four times (last: 10/24/10 vs. PHI)
 Fouls Suffered 1, twice (last: 10/24/10 vs. PHI)

MLS CAREER STATISTICS

Major League Soccer - Regular Season

Year	Team	GP	GS	MIN	G	A	P	SH	SOG	BK	FC	FS	CK	C	E
2010	Columbus Crew	8	1	204	2	0	2	4	2	0	3	2	0	0	0
Regular Season Totals		8	1	204	2	0	2	4	2	0	3	2	0	0	0

Major League Soccer - Playoffs

Year	Team	GP	GS	MIN	G	A	P	SH	SOG	BK	FC	FS	CK	C	E
2010	Columbus Crew	2	1	87	0	0	0	1	0	0	0	0	0	0	0
Playoff Totals		2	1	87	0	0	0	1	0	0	0	0	0	0	0

• LEGEND FOR STATISTICS ON Page 37

5 DANNY O'ROURKE



Position: Defender
Height: 6-0
Weight: 165
Born: May 31, 1983, Columbus, Ohio
Hometown: Columbus, Ohio
Citizenship: United States
College: Indiana
Roster Status: Domestic
2011 Team: Columbus Crew, MLS
How Acquired: From Toronto FC, with William Hesmer, in exchange for a partial allocation, on Nov. 17, 2006
Professional Experience: Columbus Crew, MLS (2007-11); New York Red Bulls, MLS (2006); San Jose Earthquakes, MLS (2005)

MLS Career Highlights: Had appeared in 145 games, with 139 starts, entering this season... Had nine career assists in that span... Now in his sixth season with his hometown team... Acquired by the Crew with William Hesmer from Toronto FC on 11/17/06, after they were selected in the expansion draft, in exchange for a partial allocation... Was originally the No. 4 overall pick in the 2005 MLS SuperDraft by the San Jose Earthquakes... Traded by Houston (following its move from San Jose) to New York, in exchange for Adrian Serieux, on 3/24/06... **MLS Career Playoff Highlights:** Had appeared in seven games, with six starts, entering this season... Started all four games in the Crew's run to the 2008 MLS Cup championship... **U.S. Open Cup Highlights:** Had appeared in 12 games, with 10 starts, entering this season... Had one red card... **CONCACAF Champions League Career Highlights:** Started in six matches.

2011 MLS Season: Missed most of 2011 due to injury [knee]... Made his 2011 debut on 7/2 against FC Dallas as a sub... Started on 9/14 vs. Houston... Started on 9/17 at Philadelphia... started on 9/24 vs. LA... Started on 10/2 vs. D.C.... Started 10/15 in new England... **2011 US Open Cup:** Started in one match... Had one red card (6/28)... **2011 MLS Reserve Season:** Appeared in two matches with one start.

2010 MLS Season: Appeared in 16 matches, with 13 starts... Had one assist (5/1)... Had two yellow cards (4/10, 5/1)... Missed matches on 4/24 and 5/8 due to automatic red card suspension... Missed matches on 5/31, 6/2, 6/5 and 6/26 due to R quad strain and on 9/11, 9/25, 10/2 and 10/8 for back... **2010-11 CONCACAF Champions League:** Started vs. Municipal on 8/18... **2010 U.S. Open Cup:** Appeared in three matches, with two starts... Had one yellow card (9/1).

2009 MLS Season: Appeared and started in 26 matches... Had one assist (7/25)... Had six yellow cards (5/2, 5/17, 6/6, 7/18, 8/15, 10/3)... Had one red card (5/17)... Named the Crew's Most Valuable Player at the end of the season... Missed match on 10/10 due to yellow card suspension... Missed match on 5/27 due to red card suspension... **2009 MLS Cup Playoffs:** Started both playoff matches against RSL... **2009 U.S. Open Cup:** Appeared as a substitute in Round of 16 match at Rochester... **2009-10 CONCACAF Champions League:** Started in five matches.

2008 MLS Season: Started all 28 games in which he appeared... Tallied a career-high four assists (4/12 vs. Chivas, 6/14 at K.C., 10/4 vs. L.A. and 10/12 at Chicago)... Those on 4/12 and 10/4 were game-winners... Had five yellow cards (4/17, 6/14, 7/5, 7/27, 8/23) and one red card (5/31)... Missed match on 8/30 due to yellow card suspension... **2008 MLS Cup Playoffs:** Started all four matches in the Crew's run to the 2008 MLS

Cup title... Had one yellow card (11/13)... **2008 U.S. Open Cup:** Started both Open Cup matches.

2007 MLS Season: Started all 27 games in which he appeared... Had one assist (9/15 at K.C.) on the season... Missed games on 6/10 (red card suspension) and 6/30 (yellow card accumulation)... Made Crew debut in season opener vs. N.Y. on 4/7... **2007 U.S. Open Cup:** Started and went the full 90 minutes in the Crew's USOC qualifier vs. L.A. on 4/24.

2006 MLS Season: Saw action in 28 games for New York, starting 27 of them... Finished the season with two assists... Notched first point of his MLS career with an assist against D.C. United on 9/23... **2006 U.S. Open Cup:** Started both USOC matches in which he appeared.

2005 MLS Season: Started 12 of the 13 games in which he appeared in for San Jose during his rookie campaign... **2005 U.S. Open Cup:** Started both USOC matches in which he appeared.

College: Won the prestigious MAC Hermann Trophy (soccer's Heisman) in 2004, after helping Indiana to its second-straight NCAA championship... In his four years, the Hoosiers posted a goals-against average of 0.60 with 46 shutouts... Was a college teammate of former Crew teammate Jed Zayner... **2004:** Served as tri-captain on national championship squad... Assisted on the winning goal in a 3-2 double-OT come-from-behind victory over Maryland in the College Cup semifinals... Scored the first two goals of his career in 2004 and registered a career-high four assists... Anchored a team defense that ranked among the national leaders with a GAA of 0.63 and 11 shutouts... In addition to the Hermann, was named NSCAA Scholar Athlete of the Year... An NSCAA All-America first team and All-Big Ten first team selection... **2003:** Served as co-captain of national-championship squad... Started all 23 games in which he played... Was an All-Big Ten first team selection and earned NSCAA All-America honorable mention... One of only four unanimous selections to the All-Big Ten first team... Named to the All-Great Lakes Region first team... Was one of 11 Soccer America Collegiate MVPs from around the country... Earned academic All-Big Ten honors... **2002:** A starter in all 15 matches in which he played... Was named to All-Big Ten first team... Was forced to miss the final six games of the regular season after suffering multiple broken bones in his face... Returned for conference and NCAA tournaments... Earned academic All-Big Ten honors... **2001:** Started all 22 matches in which he appeared as a freshman and registered one assist.

Other Amateur Highlights: Captained Worthington Kilbourne High School to the 2000 Division I state title at Crew Stadium... Was Ohio Capital Conference Player of the Year, NSCAA All-American, All-District and All-State as a senior... His Kilbourne uniform No. 9 was retired by the school on 9/20/07.

Personal: A native of the Columbus area, he is the son of Mary and Dan O'Rourke... His father played football at Colorado State and professionally for the Houston Oilers... Has two sisters, Meghan and Caitie... Was named the Crew's 2007 U.S. Soccer Foundation Humanitarian of the Year... Majored in Biochemistry at Indiana... Also played basketball and ran track in high school... His favorite players are Steven Gerrard, Gennaro Gattuso, and Fabio Cannavaro.

MLS SINGLE-GAME HIGHS

Goals	0
Shots on Goal	1, 5 times (last: 7/18/09 vs. RSL)
Assists	1, 9 times (last: 5/1/10 at SEA)
Fouls Committed	7 (6/25/06 with N.Y. at CHI)
Shots	2, 4 times (last: 8/14/10 at RSL)
Fouls Suffered	5, twice (last: 7/8/06 with N.Y. at DAL)

MLS CAREER STATISTICS

Major League Soccer - Regular Season

Year	Team	GP	GS	MIN	G	A	P	SH	SOG	BK	FC	FS	CK	C	E
2005	San Jose Earthquakes	13	12	1050	0	0	0	4	2	0	35	16	0	3	0
2006	New York Red Bulls	28	27	2400	0	2	2	7	1	0	59	43	0	7	1
2007	Columbus Crew	27	27	2426	0	1	1	11	1	0	46	33	0	6	1
2008	Columbus Crew	28	28	2452	0	4	4	2	0	0	29	13	0	5	1
2009	Columbus Crew	26	26	2338	0	1	1	3	1	1	37	23	0	6	1
2010	Columbus Crew	17	14	1276	0	1	1	5	0	0	18	9	0	2	2
2011	Columbus Crew	6	5	471	0	0	0	0	0	0	11	3	0	1	0
Regular Season Totals		145	139	12413	0	9	9	32	5	1	235	140	0	30	6

Major League Soccer - Playoffs

Year	Team	GP	GS	MIN	G	A	P	SH	SOG	BK	FC	FS	CK	C	E
2005	San Jose Earthquakes	1	0	1	0	0	0	0	0	0	0	0	0	0	0
2008	Columbus Crew	4	4	360	0	0	0	0	0	0	4	2	0	1	0
2009	Columbus Crew	2	2	180	0	0	0	3	1	0	5	1	0	1	0
Playoff Totals		7	6	541	0	0	0	3	1	0	9	3	0	2	0

• LEGEND FOR STATISTICS ON Page 37



20 EMILIO RENTERIA



Position: Forward
Height: 5-9
Weight: 180
Born: October 9, 1984, Caracas, Venezuela
Hometown: Caracas, Venezuela
Citizenship: Venezuela
Roster Status: International
2010 Team: Columbus Crew, MLS
How Acquired: Signed via discovery on August 19, 2009
Professional Experience: Columbus Crew, MLS (2009-11); Caracas FC, Venezuela (2007-09); UA Maracaibo, Venezuela (2005-07); Deportivo Italia, Venezuela (2004-05); Levante UD, Spain (2001-04)

MLS Career Highlights: Had appeared in 42 games, with 25 starts, entering this season... Had 13 goals and three assists in that time... Made his first career MLS start on 9/26/09 vs. L.A.: ... Made his Crew and MLS debut on 9/20/09 at CHI... Signed by the Crew via discovery on 8/19/09... **MLS Cup Playoff Career Highlights:** Appeared in two matches with one start... **CONCACAF Champions League Career Highlights:** Made seven appearances, starting two matches, entering this season... Had three goal... His game-tying goal vs. Puerto Rico on 10/20/09 secured the Crew's entry into the 2009-10 quarterfinal round... **U.S. Open Cup Highlights:** Had appeared in three matches, starting one... had one goal during this time.

2011 MLS Season: Appeared in 18 matches starting 14... Missed 15 matches due to injury (L Hamstring Strain, L Quad, concussion)... Had eight goals (4/23, 4/30 twice, 5/7, 8/13, 8/20, 9/28, 10/22)... Had two assists (10/15).

2010 MLS Season: Made 19 appearances, with nine starts... Had five goals (5/20, 5/23, 7/17, 7/24, 10/24)... Had four game-winning goals (5/23, 7/17, 7/24, 10/24)... Had one assist (8/5)... Had one game-winning assist (8/5)... Had one yellow card (6/5)... Scored first career Crew and MLS goal on 5/20 at NY and followed it up with his second career goal in his very next game on 5/23 at KC... Missed match on 9/25 due to adductor strain... **2010-11 CONCACAF Champions League:** Appeared in four matches, with two starts... had two goals (10/21 at Joe Public)... **2010 U.S. Open Cup:** Appeared in three matches (6/29, 7/6 and 10/5), with one start ... Had one goal (7/6).

2009 MLS Season: Appeared in five games, with two starts... Had one red card... Missed match on 10/25 due to red card suspension... Made his first career MLS start on 9/26 vs. L.A.: ... Made his Crew and MLS debut on 9/20 at CHI... Signed by the Crew via discovery on 8/19/09... **2009 MLS Cup Playoffs:** Started one match in series vs. RSL... Made MLS Cup Playoff debut on 10/31 at RSL... **2009-10 CONCACAF Champions League:** Made three appearances, all as a substitute, entering this season... Had one goal... His game-tying goal vs. Puerto Rico on 10/20/09 secured the Crew's entry into the 2009-10 quarterfinal round.

Other Pro Highlights: Began his professional career in Spain, where he competed in the Spanish second division with Levante UD from 2001-04... He then returned to his homeland to compete in the Venezuelan first division, first with Deportivo Italia, where scored 12 goals during the 2004-05 season... Renteria then joined UA Maracaibo, where he totaled 14 goals in two seasons (2005-07), while also helping lead his side to two appearances in the Copa Libertadores, the most prestigious club competition in South

America... Played for Caracas FC of the Venezuelan top flight from 2007-09, where he tallied 16 goals in that span, while once again helping his club to two appearances in Copa Libertadores, including a run to the quarterfinals in 2009, the club's best-ever finish in that competition.

Venezuelan National Team: Represented the Venezuelan National Team at the Under-17, U-20, U-23 and Senior levels, totaling 19 total goals at the youth levels and three goals with the senior team in friendly matches.

Personal: Enjoys relaxing on the beach and listening to music.

MLS SINGLE-GAME HIGHS

Goals	2 (4/30/11 vs. VAN)
Shots on Goal	5 (10/24/10 vs. PHI)
Assists	2 (10/15/11 at N.E.)
Fouls Committed	5 (10/22/11 at CHI)
Shots	6, twice (last: 5/14/11 at S.J.)
Fouls Suffered	6 (10/22/11 at CHI)

MLS CAREER STATISTICS

Major League Soccer - Regular Season

Year	Team	GP	GS	MIN	G	A	P	SH	SOG	BK	FC	FS	CK	C	E
2009	Columbus Crew	5	2	177	0	0	0	6	1	0	4	6	0	0	1
2010	Columbus Crew	19	9	857	5	1	11	30	15	0	18	22	0	2	0
2011	Columbus Crew	18	14	1159	8	2	18	43	17	0	36	33	0	0	0
Regular Season Totals		42	25	2193	13	3	29	79	33	0	58	61	0	2	1

Major League Soccer - Playoffs

Year	Team	GP	GS	MIN	G	A	P	SH	SOG	BK	FC	FS	CK	C	E
2009	Columbus Crew	1	1	77	0	0	0	1	0	0	1	3	0	0	0
2011	Columbus Crew	1	0	25	0	0	0	0	0	0	0	0	0	0	0
Regular Season Totals		2	1	102	0	0	0	1	0	0	1	3	0	0	0

• LEGEND FOR STATISTICS ON Page 37



6 TONY TCHANI



Position: Midfielder
Height: 6-4
Weight: 185
Born: April 13, 1989 (Douala, Cameroon)
Hometown: Douala, Cameroon
Citizenship: Cameroon
College: Virginia
Roster Status: International
2011 Teams: New York Red Bulls, Toronto FC, Columbus Crew, MLS
How Acquired: Acquired via trade from Toronto on 7/15/11 in exchange for Andy Iro and Leandre Griffit
Professional Experience: Columbus Crew (2011), Toronto FC (2011), New York Red Bulls (2010-11)

MLS Career Highlights: Appeared in 42 matches with 31 starts entering this season... Had two goals and three assists in that time... In his first full season with the Crew... Made his MLS debut with New York on 3/20/10 against Chicago... Originally selected by New York in the 2010 MLS SuperDraft... Traded to Toronto on April 1, 2011 for Dwayne De Rosario... Acquired by the Crew on July 15, 2011 in exchange for Andy Iro and Leandre Griffit... Missed the rest of the 2011 season due to injury (knee)... **MLS Playoffs Career Highlights:** Made his debut for the Crew in the lone playoff match at Colorado on October 27, 2011.

2011 MLS Season: Started the season in New York playing two games with one start before being traded to Toronto FC on April 1... Appeared in 13 matches for TFC, all starts, and tallied one goal against the Crew on 3/24... Was traded to Columbus in exchange for Andy Iro and Leandre Griffit on 7/15... Missed the rest of the regular season due to injury... Made his Crew debut in playoff match against Colorado on 10/27... **2011 MLS Playoffs:** Started in one match.

2010 MLS Season: Played in 27 matches, starting 17 and scoring a goal while adding three assists... Made MLS debut as a second half sub in 1-0 win over Chicago March 20... Made first MLS start in 4-0 loss to San Jose on May 8... Scored first career MLS goal vs. Columbus on May 20... Picked up first career assist on Rafa Márquez goal at Toronto on Aug. 21... Assisted on Tim Ream's game-winning goal on Sept. 11 vs. Colorado... Assisted on Joel Lindpere's goal on Oct. 21 versus New England.

College Highlights: Helped the University of Virginia win the NCAA Tournament in 2009... Spent two seasons in Virginia, recording eight goals and four assists in 2009... Was a First Team All-America selection by the NSCAA and College Soccer News... Earned spots on the ACC All-Tournament Team, NCAA College Cup All-Tournament Team and All-ACC Second Team... Semifinalist for the Hermann Trophy... Earned 2008 ACC Freshman of the Year Award after notching nine goals and three assists.

Personal: Born in Douala, Cameroon, Tchani moved to the United States as a teenager... His favorite movie is *Gladiator*... Listens to rap music – favorite artist is Lil Wayne... His best soccer memory was when Virginia faced Akron for the NCAA Championship... Favorite TV show is *Rob and Big*... Son of Marceline Gargom.

MLS SINGLE-GAME HIGHS

Goals 1, twice (last: 4/23/11 vs. CLB [with TOR])
 Shots on Goal 2, three times (last: 5/11/11 at DAL [with TOR])
 Assists 1, three times (last: 10/21/10 vs. N.E. [with N.Y.])
 Fouls Committed 4, twice (5/14/11 vs. CHI [with TOR])
 Shots 4 (6/2/10 vs. HOU [with N.Y.])
 Fouls Suffered 4, twice (last: 4/2/11 vs. CHV [with TOR])

MLS CAREER STATISTICS

Major League Soccer - Regular Season

Year	Team	GP	GS	MIN	G	A	P	SH	SOG	BK	FC	FS	CK	C	E
2010	New York Red Bulls	12	17	1610	1	3	5	25	8	0	43	23	0	3	0
2011	New York/Toronto/Columbus	15	14	1144	1	0	2	15	7	0	24	21	0	3	1
Regular Season Totals		42	31	2754	2	3	7	40	15	0	67	44	0	6	1

Major League Soccer - Playoffs

Year	Team	GP	GS	MIN	G	A	P	SH	SOG	BK	FC	FS	CK	C	E
2011	Columbus Crew	1	1	90	0	0	0	0	0	0	0	2	0	0	0
Playoff Totals		1	1	90	0	0	0	0	0	0	0	2	0	0	0

• LEGEND FOR STATISTICS ON Page 37

17OLMAN VARGAS



Position: Forward

Height: 6-2

Weight: 174

Born: April 15 1985, San Jose, Costa Rica

Hometown: San Jose, Costa Rica

Citizenship: Peru

Roster Status: International

2011 Teams: Herediano (Costa Rica)

How Acquired: Signed by the Crew via discovery on Jan. 6, 2012

Professional Experience: Herediano (Costa Rica, 2010-2011), Brujas (Costa Rica 2010), Saprissa (Costa Rica, 2009), Carmelita (Costa Rica, 2007-09)

Professional Highlights: Scored 33 goals with four different clubs during his five-year professional career... **2010-11:** Appeared in 44 matches for Herediano of Costa Rica... Scored 17 goals in that time... **2009-10:** Started the season at storied club Saprissa where he appeared in 11 matches scoring one goal... Was loaned to Brujas for the end of the 09-10 season where he appeared in 12 matches scoring one goal... **2007-09:** Began his professional career at Carmelita in Costa Rica where he appeared in 51 matches scoring 14 goals over two seasons.

Costa Rican National Team: Is in the Costa Rican National Team pool and has been called into camps in November of 2011 and February 2012.

Personal: Has a younger brother (Diego) and an older sister (Makelly)... Enjoys reading and playing videogames in his free time... When he is in Costa Rica he enjoys surfing.

23 KOREY VEEDER



Position: Defender
Height: 5-11"
Weight: 160
Born: October 3, 1991 (St. Petersburg, Fla.)
Hometown: St. Petersburg, Fla.
Citizenship: United States
2010 Team: Crystal Palace Baltimore (USFF D-2)
How Acquired: Acquired via weighted lottery on Feb. 15, 2011

MLS Career Highlights: Has yet to make an appearance for the senior team... In his second season with the Crew... Acquired by the Crew via weighted lottery on Feb. 15, 2011...
U.S. Open Cup Career Highlights: Started in one match.

2011 MLS Season: Has yet to make an appearance... missed matches on 3/26 and 4/1 due to international call-up for U-20 CONCACAF championships... Missed matches on 9/17 and 9/24 with adductor strain... **2011 MLS Reserve Season:** Appeared in eight matches with seven starts... has one assist (5/30)... **2011 US Open Cup:** Started in one match this season.

Other Professional Highlights: Began his professional career with Crystal Palace Baltimore (USFF D-2) where he appeared in 20 matches in 2010.

International: Was a member of the U-20 team that played in the 2011 CONCACAF Championships... Has 21 caps for the United States U-17 National team... Was a member of the residency program in Bradenton from 2006 to 2008... Has 7 caps for the U-20 National team.

Personal: Son of Mike and Becky Veeder... Has one older brother named Kevin and two older sisters named Kaitlin and Kari... Is an avid hockey and football fan and can be seen at live hockey games when not training or playing.

3 JOSH WILLIAMS



Position: Defender
Height: 6-2"
Weight: 192
Born: April 18, 1988 (Akron, Ohio)
Hometown: Copley, Ohio
Citizenship: United States
College: Cleveland State University
2011 Team: Columbus Crew
How Acquired: Signed on Sept. 15, 2010
Professional Experience: Columbus Crew (2010-11)

Twitter: @Josh3Williams

MLS Career Highlights: Had yet to make an appearance in MLS regular season match entering this season... In his second full season with the Crew... **CONCACAF Champions League:** Made his Crew debut at Municipal on 9/29/10 playing 68 minutes.. Started at Joe Public on 10/21/10.

2011 MLS Season: Has yet to make an appearance in regular season... Missed 19 matches due to injury (Hip strain)... in his first full season with the Crew... **2011 MLS Reserve Season:** Started in six matches this season... **2010-11 CONCACAF Champions League:** Made his Crew debut at Municipal on 9/29 playing 68 minutes.. started at Joe Public on 10/21.

Personal: Son of Stephen and Kathy Williams... has an older brother named Nick... is a big LeBron James fan.

**ONE STATION. TWO RULES.
WORK HARD. TALK HARDER.**

N E W S • T A L K

610 WTVN

HOME OF THE COLUMBUS CREW

610wtn.com



HOMEGROWN PLAYERS

27 AARON
HORTON



Position: Forward
Height: 5-9
Weight: 165
Born: May 19, 1992 (Middletown, Conn.)
Hometown: Lewis Center Ohio
Citizenship: United States
College: Louisville
Roster Status: Domestic/Homegrown
How Acquired: Signed as a Homegrown player on May 17, 2011

MLS Career Highlights: Appeared in one match as a substitute... Made his Professional debut in match against Real Salt Lake on 6/8/11... Is Crew's first ever Homegrown Player.

2011 MLS Season: Made his MLS debut on 6/8 vs. Real Salt Lake as a substitute.

2011 MLS Reserve Season: Started in match at New York Red Bulls on 5/30... appeared as sub in match on 8/21 vs. Philadelphia... Appeared as a sub in match vs. Toronto on 9/11, at Philadelphia on 9/18 and vs. New York on 10/10.

College Highlights: Spent one year at Louisville reaching the 2010 NCAA Men's College Cup Final... Appeared in 23 matches in his single season at Louisville... Recorded three goals and two assists in that time... Two of the goals were gamewinners in the NCAA College Cup quarter and semi final matches.

Personal: Lives in Lewis Center, Ohio with parents Harold and Angela.

28 MATT
LAMPSON



Position: Goalkeeper
Height: 6-3
Weight: 190
Born: Sept. 6, 1989 (Cleveland, Tenn.)
Hometown: Hilliard, Ohio
Citizenship: United States
College: Northern Illinois/Ohio State
Roster Status: Domestic/Homegrown
How Acquired: Signed as a Homegrown on December 15, 2011

College Highlights: Began his career at Northern Illinois before transferring to Ohio State... Appeared in 56 matches for the Buckeyes starting 55... posted an impressive 0.86 GAA during that time... Had 24 career shutouts at OSU.

Prep/Club: Two-time MVP of team (2006 and 07) ... most valuable defensive player... (2006 and 07) ... listed on 2007 All-Central Catholic League Team ... named as team captain during final season... Advanced to the Academy National Finals in 2008 with Crew Soccer Academy ... started on the Academy Great Lakes squad ... five-time Ohio South State Champion.

Personal: Son of Christopher and Macey Lampson ... has three older siblings Mallory, Erin and Ben ... older sister Mallory played four years as a starter with the University of Louisville women's soccer team ... plans to attend medical school to study oncology after graduating from Ohio State ... favorite pastimes include playing the drums, watching soccer, playing football, basketball and snowboarding ... greatest sports thrill was playing in the Academy Finals week with the Crew Soccer Academy on ESPN.

18 BEN
SPEAS



Position: Forward
Height: 5-8
Weight: 155
Born: Jan. 17, 1991 (Stow, Ohio)
Hometown: Stow, Ohio
Citizenship: United States
College: Akron/UNC
Roster Status: Domestic/Homegrown
How Acquired: Signed as a Homegrown on Jan. 12, 2012

College Highlights: Spent two years at Akron before transferring to UNC... Appeared in 76 matches with 40 starts during his three-year college career... scored 11 goals and 16 assists... Won back-to-back NCAA College Cups with Akron in 2010 and with UNC in 2011... Scored the gamewinner in College Cup final in 2011... was named NCAA Men's College Cup MVP in 2011.

Prep: Eighth-ranked senior in the nation at Cuyahoga Valley Christian Academy as a senior, according to ESPN Rise.com... U.S. national youth team veteran, having competed on U-20, U-18 and U-17 teams... Two-time Parade All-American ('08, '07)... Two-time NSCAA High School Boys All-American ('08, '07)... Member of the Academy National Finals U-18 Columbus Crew Academy team... Recorded 14 goals and 10 assists as a sophomore ('06-'07).

Personal: Son of Vance and Brenda Speas.

2012 KEY DRAFTEES

13 **ETHAN**
FINLAY



Position: Midfielder
Height: 5-9
Weight: 160
Born: Aug. 6, 1990 (Duluth, Minn.)
Hometown: Marshfield, Wis.
Citizenship: United States
College: Creighton University
Roster Status: Domestic
How Acquired: Selected in the First Round of the 2012 MLS SuperDraft (No. 10 overall)

Twitter: @EthanFinlay16

College Highlights: Appeared in 79 matches (all starts) scoring 43 goals... Led the Bluejays to its first College Cup appearance since 2002 and a 21-2-1 record ... Was a M.A.C. Hermann Trophy finalist in 2011.

Prep: Recognized by Rise Magazine as a national top-30 recruit ... Honored by the NSCAA as a Youth All-American ... Tabbed first-team all-state and all-conference as a senior when he was named team MVP after totalling 41 goals and 19 assists for 101 points for Marshfield High School... Team won the regional championship in each of his final three prep campaigns ... Holds school record with 98 career goals and 59 career assists for 255 career points ... Played club soccer for FC Milwaukee, scoring the game-winning goal in the Region II championships to help his team advance to nationals ... Member of Wisconsin ODP ... Also served as kicker on football team as a senior.

Personal: Son of Brent and Julie Finlay... One of four children, Tiffany, Jarryd and Kelsey ... Father played hockey at the University of North Dakota, winning the Division I National Championship in 1982 ... Finance major.

37 **KEVAN**
GEORGE



Pronunciation: KEY-vonn
Position: Midfielder
Height: 6-2
Weight: 170
Born: Jan. 30, 1990 (Roxborough, Trinidad & Tobago)
Hometown: Roxborough, Trinidad & Tobago
Citizenship: Trinidad & Tobago
College: University of Central Florida
Roster Status: International
How Acquired: Selected in Second Round of 2012 MLS SuperDraft (No. 29 overall)

College Highlights: Started in 73 matches at University of Central Florida... Finished college career with six goals and 16 assists... Led the team in goals his freshman year with four... Named to the C-USA All-Conference First Team three out of the four years in college (08, 09 and 2011).

Prep: Played for Decatur High School... Coached by Doug Altizer... Captain of his high school squad... Played for the Concorde Fire club team... His U-17 squad won its R3PL division and captured the prestigious Disney Soccer Showcase Tournament... Team finished as a Region III Semifinalist in 2007 and won the Georgia State Cup Championship... Participated in the 2006 adidas ESP Camp... A member of the Region III Olympic Development Program team from 2003-06.

Personal: Born Kevan Leon George... Parents are Mervyn and Rhonda George... Is a native of Trinidad & Tobago but moved to Georgia as a youngster... Was a business management major.

2012 KEY DRAFTEES

36 AUBREY
PERRY



Position: Defender

Height: 5-9

Weight: 150

Born: Jan. 20, 1990 (Atlanta, Ga.)

Hometown: Ocoee, Fla.

Citizenship: United States

College: University of South Florida

Roster Status: Domestic

How Acquired: Selected in the second Round of the 2012 MLS SuperDraft (No. 26 overall)

Twitter: @A3Perry

College Highlights: Started all 83 matches he appeared in... Recorded two assists during that time... finished his career at USF as all-time leader in games played and games started.

Prep: A graduate from the U.S. Under-17 Residency Program in Bradenton, Fla... Graduated from Bradenton Academic Center... Competed with the U-18 and U-20 U.S. national teams.

Personal: Son of Deborah and Aubrey Perry... Born Jan. 20, 1991... Is a part of USF Honors College.

15 KIRK
URSO



Pronunciation: ERR-so

Position: Midfielder

Height: 5-11

Weight: 175

Born: March 6, 1990 (Downers Grove, Ill.)

Hometown: Lombard, Ill.

Citizenship: United States

College: UNC

Roster Status: Domestic

How Acquired: Selected in the First Round of the 2012 MLS Supplemental Draft (No. 10 Overall)

Twitter: @kurso369

College Highlights: Saw action in 91 matches with 80 starts for the Tar Heels... Notched 15 goals and 24 assists during that time... Appeared in four consecutive NCAA Men's College Cups, two of which straight to the final... Won the 2011 NCAA Men's College Cup with teammate Ben Speas.

Prep: Graduate of the Edison Academy in Bradenton, Fla., as a member of the U.S. Under-17 National Team Residency Program... Played with the U.S. U-17 Team at the 2007 FIFA U-17 World Cup in Korea and scored the game-winning goal against Belgium to send the United States to the second round... Also a member of U.S. U-15 and U-16 national teams... Played club soccer with Chicago Sockers FC for eight years and served as team captain.

Personal: Son of Michael and Sandra Urso... Has one brother... Was an economics major.

MIRANDA #21



2011 SEASON IN REVIEW

2011 CREW RESULTS

REGULAR-SEASON RESULTS: 13-13-8(47 PTS.)

4TH PLACE (EASTERN CONFERENCE)

vs. Major League Soccer
vs. East 6-6-4 (22 pts.)
vs. West 7-7-4 (25 pts.)

Home: 9-3-5 Road: 4-10-3
Home: 4-2-2 Road: 2-4-2
Home: 5-1-3 Road: 2-6-1

Date	Day	Opponent	Result	Attendance
3/19	Sat.	D.C. United* (MLS FirstKick 2011)	L, 3-1	18,132
3/26	Sat.	NEW YORK RED BULLS*	T, 0-0	10,306
4/1	Fri.	FC DALLAS	W, 2-0	14,549
4/9	Sat.	Chivas USA	T, 0-0	13,385
4/16	Sat.	SPORTING KANSAS CITY*	W, 1-0	7,695
4/23	Sat.	Toronto FC*	T, 1-1	20,145
4/30	Sat.	VANCOUVER WHITECAPS FC	W, 2-1	11,298
5/7	Sat.	SEATTLE SOUNDERS FC	T, 1-1	7,148
5/14	Sat.	San Jose Earthquakes	L, 3-0	9,142
5/21	Sat.	Portland Timbers	L, 1-0	18,625
5/28	Sat.	CHIVAS USA	T, 3-3	9,431
6/4	Sat.	New York Red Bulls*	T, 1-1	20,393
6/8	Wed.	REAL SALT LAKE	W, 2-1	9,650
6/12	Sun.	CHICAGO FIRE*	L, 1-0	13,498
6/18	Sat.	Houston Dynamo*	W, 2-0	13,039
6/26	Sun.	COLORADO RAPIDS	W, 4-1	10,771
7/2	Sat.	FC Dallas	L, 2-0	20,704
7/6	Wed.	Vancouver Whitecaps	W, 1-0	19,
7/16	Sat.	SAN JOSE EARTHQUAKES	T, 0-0	14, 109
7/20	Wed.	LA Galaxy	L, 1-0	24,709
7/23	Sat.	PORTLAND TIMBERS	W, 1-0	11,246
7/30	Sat.	Real Salt Lake	W, 2-0	18,516
8/5	Fri.	Colorado Rapids	L, 2-0	14,503
8/13	Sat.	NEW ENGLAND REVOLUTION*	W, 3-1	13,041
8/20	Sat.	PHILADELPHIA UNION*	W, 2-1	13,869
8/27	Sat.	Seattle Sounders FC	L, 6-2	36,364
9/10	Sat.	TORONTO FC*	L, 4-2.	13,058
9/14	Wed.	HOUSTON DYNAMO*	T, 2-2	10,709
9/17	Sat.	Philadelphia Union*	L, 1-0	18,906
9/24	Sat.	LA GALAXY	L, 1-0	21,203
9/28	Wed..	Sporting Kansas City*	L, 2-1	17,838
10/2	Sun.	D.C. UNITED*	W, 2-1	15,566
10/15	Sat.	New England Revolution *	W, 3-0	16,285
10/22	Sat.	Chicago Fire*	L, 3-2	20,237

HOME GAMES IN BOLD CAPS

* Eastern Conference Opponent

MLS CUP PLAYOFFS

10/27 Thurs. Colorado Rapids L, 1-0 7,803

U.S. OPEN CUP

6/28 Tues. RICHMOND KICKERS (USL-PRO) L, 2-1 1,845

2010 - 11 CONCACAF CHAMPIONS LEAGUE QUARTERFINALS

2/22 Tues. REAL SALT LAKE T, 0-0 4,665

3/1 Tues. Real Salt Lake L, 4-1 15,405

HOME GAMES IN BOLD CAPS

* Eastern Conference Opponent

2011 CREW REGULAR SEASON

INDIVIDUAL STATISTICS

UNF	POS	PLAYER	GP	GS	MIN	G	A	SHT	SOG	FC	FS	OFF	CK	C	E
10	F	Andres Mendoza	29	25	2022	13	2	74	31	19	14	33	0	1	0
20	F	Emilio Renteria	18	14	1159	8	2	43	17	36	33	17	0	0	0
12	M	Eddie Gaven	26	26	2227	5	1	58	24	28	65	11	56	0	0
32	F	Tommy Heinemann	28	12	1315	3	1	45	15	26	23	21	1	4	0
18	M	Robbie Rogers	27	24	2218	2	7	36	11	27	50	7	1	2	0
11	M	Dilly Duka	22	16	1399	2	3	26	8	22	18	1	2	2	0
31	M	Josh Gardner	22	21	1812	2	2	22	7	13	3	0	31	0	0
33	F	Jeff Cunningham	21	4	591	2	1	13	3	3	8	13	0	0	0
17	M	Emmanuel Ekpo	32	29	2506	1	2	32	6	48	53	2	1	8	2
7	F	Bernardo Anor	13	6	640	1	1	15	5	7	8	2	23	2	0
2	D	Rich Balchan	19	18	1615	1	0	1	1	12	10	0	0	1	0
26	D	Julius James	31	31	2790	1	0	8	2	53	22	0	0	7	0
6	M	Tony Tchani (TOT)	15	14	1144	1	0	15	7	24	21	0	0	3	1
6	M	Tony Tchani (CLB)	0	0	0	0	0	0	0	0	0	0	0	0	0
21	D	Sebastian Miranda	34	34	3044	0	3	8	2	17	13	2	35	5	0
9	F	Justin Meram	17	4	515	0	2	9	2	8	6	5	0	2	0
22	M	Dejan Rasmir	18	13	1016	0	2	14	1	35	14	0	0	4	0
15	M	Kevin Burns	19	15	1243	0	1	11	2	12	7	2	0	4	0
14	D	Chad Marshall	32	32	2835	0	1	15	6	19	28	1	1	2	0
29	D	Shaun Francis	6	5	428	0	0	3	0	10	5	0	4	1	0
16	M	Eric Gehrig	8	4	474	0	0	3	0	2	1	0	0	1	0
13	M	*Leandre Griffit	1	0	2	0	0	1	1	0	0	0	0	0	0
19	M	Cole Grossman	2	0	12	0	0	0	0	0	0	0	0	0	0
30	G	Andy Gruenebaum	2	2	180	0	0	0	0	0	0	0	0	0	0
1	G	William Hesmer	32	32	2880	0	0	0	0	1	6	0	0	2	0
27	F	Aaron Horton	1	0	1	0	0	0	0	0	0	0	0	0	0
4	D	*Andy Iro	4	2	178	0	0	0	0	4	1	0	0	1	1
5	D	Danny O'Rourke	6	5	471	0	0	0	0	11	3	0	0	1	0
28	M	Santiago Prim	0	0	0	0	0	0	0	0	0	0	0	0	0
25	G	Alex Riggs	0	0	0	0	0	0	0	0	0	0	0	0	0
23	D	Korey Veeder	0	0	0	0	0	0	0	0	0	0	0	0	0
3	D	Josh Williams	0	0	0	0	0	0	0	0	0	0	0	0	0
OWN-GOALS RECEIVED			2												
TEAM TOTALS			34	34	3060	43	31	437	144	413	419	117	155	50	3
OPPONENT TOTALS			34	34	3060	44	43	448	140	419	413	74	160	60	8

GAME-WINNING GOALS: Andres Mendoza 5, Eddie Gaven 3, Robbie Rogers 1, Emilio Renteria 1, Julius James 1, Josh Gardner 1, Jeff Cunningham 1.

GAME-WINNING ASSISTS: Josh Gardner 2, Dilly Duka 2, Dejan Rasmir 1, Robbie Rogers 1, Emilio Renteria 1, Sebastian Miranda 1, Andres Mendoza 1, Kevin Burns 1, Bernardo Anor 1.

PENALTY KICK GOALS/ATTEMPTS: Andres Mendoza 5-5, Emilio Renteria 2-2, Robbie Rogers 1-1, Jeff Cunningham 1-1.

INDIVIDUAL GOALKEEPING

UNF	POS	GOALKEEPER	GP	GS	MIN	SHTS	SV	GA	GAA	PG	PA	W	L	T	SO
30	G	Andy Gruenebaum	2	2	180	5	5	0	0.00	0	0	2	0	0	2
1	G	William Hesmer	32	32	2880	135	92	44	1.38	3	4	11	13	8	8
Team totals			34	34	3060	140	97	44	1.29	3	4	13	13	8	10
Opponent totals			34	34	3060	144	97	43	1.26	9	9	13	13	8	11

* = Played with other teams in 2011. Only Columbus Crew statistics listed here.

REGULAR SEASON TEAM STATISTICS

Scoring	1	2	Total	Fouls	1	2	Total	Cautions	1	2	Total
CREW	9	34	43	CREW	196	217	413	CREW	17	33	50
Opp.	21	23	44	Opp.	206	213	419	Opp.	21	39	60
Shots	1	2	Total	Offsides	1	2	Total	Ejections	1	2	Total
CREW	188	249	437	CREW	49	68	117	CREW	1	2	3
Opp.	229	219	448	Opp.	38	36	74	Opp.	3	5	8
SOG	1	2	Total	Corners	1	2	Total	PK	PA	PG	Pct
CREW	50	94	144	CREW	75	80	155	CREW	9	9	100%
Opp.	70	70	140	Opp.	81	79	160	Opp.	4	3	75%

REGULAR SEASON ATTENDANCE

Home (Avg.) 207,147 (12,185) Away (Avg.) 320,004 (18,824)

High/Low 21,203/7,148 High/Low 36,364/9,142

DARE TO BE MASSIVE



2011 AT A GLANCE

CATEGORICAL WON-LOST-TIED

	Home	Road	Overall
Overall:	9-3-5	4-10-3	13-13-8
vs. Eastern:	4-2-2	2-4-2	6-6-4
vs. Western:	5-1-3	2-6-1	7-7-4
Scoring First:	5-0-0	4-0-0	9-0-0
Opp. Scoring First:	4-3-3	0-10-2	4-13-5
One-Goal Games:	5-2-0	1-5-0	6-7-0
Leading at Half:	1-0-0	3-0-0	4-0-0
Trailing at Half:	3-1-3	0-3-2	4-4-5
Tied at Half:	5-2-2	1-7-1	6-9-3
Leading at 75':	7-0-0	3-0-0	10-0-0
Trailing at 75':	1-1-0	0-9-1	1-10-1
Tied at 75':	1-2-5	1-1-2	2-3-7
Out-Shooting Opp.:	6-0-3	2-3-3	8-3-6
Out-Shot by Opp.:	1-2-2	2-6-0	3-8-2
Shots Even:	2-1-0	0-1-0	2-2-0
Out-Fouling Opp.:	3-3-1	3-4-1	6-7-2
Out-Fouled by Opp.:	5-0-2	1-5-2	6-5-4
Fouls Even:	1-0-2	0-1-0	1-1-2
Day Games:	1-1-1	0-1-1	1-2-2
Night Games:	8-2-4	4-9-2	12-11-6
In Black Uniforms:	0-1-1	1-1-1	1-2-2
In Gold Uniforms:	9-2-4	3-10-2	12-11-6
On Regional TV:	8-3-5	4-9-3	12-12-8
On National TV:	1-0-0	0-1-0	1-1-0
In March:	0-0-1	0-1-0	0-1-1
In April:	3-0-0	0-0-2	3-0-2
In May:	0-0-2	0-2-0	0-2-2
In June:	2-1-0	1-0-1	3-1-1
In July:	1-0-1	2-2-0	3-2-1
In August:	2-0-0	0-2-0	2-3-0
In September:	0-2-1	0-2-0	0-4-1
In October:	1-0-0	1-1-0	2-1-0

2011 MISCELLANEOUS STATS

Quickest Goal:
Unassisted Goals:

Game-Winning Goals after 75':

Game-Tying Goals after 75':

Multi-Goal Games:

Own Goals:

Red Cards:

CREW PENALTY KICK SUMMARY

Penalty Kicks Taken

Player	Result
Robbie Rogers (79') - 3/19 at DC	Goal
Andres Mendoza (54') - 4/1 vs FCD	Goal
Emilio Renteria (50') - 4/30 vs VAN	Goal
Emilio Renteria (67') - 5/7 vs SEA	Goal
Andres Mendoza (76') - 6/8 vs RSL	Goal
Andres Mendoza (51') - 8/20 vs PHI	Goal
Jeff Cunningham (59') - 8/27 at SEA	Goal
Andres Mendoza (64') - 9/14 vs HOU	Goal
Andres Mendoza (64') - 9/14 vs HOU	Goal
Totals	9/9

Penalty Kicks Faced

Player	Goals/Attempts
William Hesmer	3/4
Totals	3/4

Penalty Kicks Against

Player	Result
Charlie Davies (63') - 3/19 at DC	Goal
Terry Dunfield (72') - 7/7 at VAN	Saved
Mauro Rosales (16') - 8/27 at SEA	Goal
Kei Kamara (15') - 9/28 at KC	Goal
Totals	3/4

CREW

Gaven (5') 7/30 at RSL
Gaven (79') 7/23 vs POR
Gardner (73') 8/27 at SEA
Duka (59') 10/15 at NE
Duka (79') 10/22 at CHI

Gardner (82') 6/8 vs RSL
Cunningham (90') 7/2 at VAN
Gaven (79') 7/23 vs POR

Balchan (92+) 6/4 at NY
Mendoza (76') 6/8 vs RSL
Duka (79') 10/22 at CHI

Renteria (50' and 59') 4/30 vs VAN
Mendoza (17' and 52') 5/28 vs CHV
Mendoza (18' and 48') 6/26 vs COL
Mendoza (64' and 76') 9/14 vs HOU
Mendoza (31' and 63') 10/15 at NE
Gardner (74') 8/27 at SEA
James (76') 9/28 at KC
Iro (82') 7/2 at DAL
Ekpo (11') 9/14 vs HOU

OPPONENTS

LaBrocca (4') 5/28 vs CHV
Nazari (92+) 6/12 vs CHI
Franklin (70') 7/20 at LA
De Guzman (83') 9/10 vs TOR
Barrett (92+) 9/24 vs LA
Chaves (79') 10/22 at CHI
Nazari (92+) 6/12 vs CHI
De Guzman (83') 9/10 vs TOR
Barrett (92+) 9/24 vs LA
Own Goal (James) (76') 9/28 at KC
Chaves (79') 10/22 at CHI
Carr (86') 9/14 vs HOU

Davies (63' and 77') 3/19 at DC
Neagle (4', 21', 70') 8/27 at SEA

Alston (54') vs. New England 8/13
Woolard (48') vs. D.C. United 10/2
Goncalves (DAL, 4/1, 33')
Julio Cesar (SKC, 4/16, 72')
Tony Tchani (TOR, 4/23, 41')
Brandon McDonald (SJ, 5/16, 79')
Jorge Flores (CHV, 5/28, 69')
Lovel Palmer (HOU, 6/18, 52')
Conor Casey (COL, 6/26, 29')
Shea Salinas (VAN, 7/6, 78')

2011 CREW GAME BY GAME

Date Attend.	Game	Scoring	Goals (Assists) GWG in Caps	Goalkeeper Winner in Caps	Record (Pts.)
3/19/11 18,132	CREW at D.C.	0-1=0 0-3=3	CLB= Rogers (PK) 79' D.C.= Wolff (Zayner) 51', DAVIES (PK) 63', Davies (Burch) 77'	Hesmer ONSTAD	0-1-0 (0)
3/26/11 10,306	CREW vs. N.Y.	0-0=0 0-0=0	None	Hesmer Horwath	0-1-1 (1)
4/1/11 14,549	CREW vs. DAL	0-2=2 0-0=0	CLB= MENDOZA (PK) 54', Gaven (Rogers) 91'+	HESMER Hartman	1-1-1 (4)
4/9/11 13,385	CREW at CHV	0-0=0 0-0=0	None	Hesmer Kennedy	1-1-2 (5)
4/16/11 7,695	CREW vs. SKC	0-1=1 0-0=0	CLB= ROGERS (Duka, Burns) 53'	HESMER Nielsen	2-1-2 (8)
4/23/11 20,145	CREW at TOR	0-1=1 1-0=1	CLB= Renteria (Miranda) 49' TOR= Tchani (de Guzman, Gordon) 41'	Hesmer Frei	2-1-3 (9)
4/30/11 11,298	CREW vs. VAN	0-2=2 0-1=1	CLB= Renteria (PK) 50', RENTERIA (Rusmir, Duka) 59' VAN= Salgado (Dunfield) 69'	HESMER Nolly	3-1-3 (12)
5/7/11 7,148	CREW vs. SEA	0-1=1 1-0=1	CLB= Renteria (PK) 67' SEA= Montero (Frieborg) 7'	Hesmer Keller	3-1-4 (13)
5/14/11 9,142	CREW at S.J.	0-0=0 0-3=3	S.J.= WONDOLOWSKI (Johnson, Ring) 50', McDonald (Lenhart, Gjertsen) 59', Stephenson (Convey) 62'	Hesmer BUSCH	3-2-4 (13)
5/21/11 18,627	CREW at POR	0-0=0 0-1=1	POR= BRUNNER (Alhassan, Jewsbury) 46	Hesmer PERKINS	3-3-4 (13)
5/28/11 9,431	CREW vs. CHV	1-2=3 2-1=3	CLB= Mendoza (Ekpo) 17', Mendoza 52', Ekpo 64' CHV= LaBrocca (Braun, Elliott) 4', Boyens (Pearce) 37' Flores (Zemanski, Jazic) 57'	Hesmer Kennedy	3-3-5 (14)
6/4/11 20,393	CREW at N.Y.	0-1=1 1-1=1	CLB= Balchan (Meram) 92'+ N.Y.= Ballouchy (Rodgers) 9'	Hesmer Sutton	3-3-6 (15)
6/8/11 9,650	CREW vs. RSL	0-2=2 1-0=1	CLB= Mendoza (PK) 76', GARDNER (Mendoza) 82' RSL= Olave (Gonzalez) 7'	HESMER Rimando	4-3-6 (18)
6/12/11 13,498	CREW vs. CHI	0-0=0 0-1=1	CHI= NAZARIT 91'+	Hesmer JOHNSON	4-4-6 (18)
6/18/11 13,039	CREW at HOU	1-1=2 0-0=0	CLB= MENDOZA (Anor) 41', Anor (Meram) 77'	HESMER Hall	5-4-6 (21)
6/26/11 10,771	CREW vs. COL	2-2=4 1-0=1	CLB= Gaven 12', Mendoza 18', MENDOZA (Marshall) 48' Heinemann 57' COL= Casey (Smith) 5'	HESMER Pickens	6-4-6 (24)
7/2/11 20,704	CREW at DAL	0-0=0 0-2=2	DAL= SHEA 58', Goncalves (Jacobson) 76'	Hesmer HARTMAN	6-5-6 (24)
7/6/11 19,079	CREW at VAN	0-1=1 0-0=0	CLB= CUNNINGHAM (Gardner) 90'	HESMER Cannon	7-5-6 (27)
7/16/11 14,109	CREW vs. S.J.	0-0=0 0-0=0	None	Hesmer Busch	7-5-7 (28)
7/20/11 24,709	CREW at L.A.	0-0=0 0-1=1	L.A.= FRANKLIN	Hesmer SAUNDERS	7-6-7 (28)
7/23/11 11,246	CREW vs. POR	0-1=1 0-0=0	CLB= GAVEN 79'	GRUENEBAUM Perkins	8-6-7 (31)
7/30/11 18,516	CREW at RSL	2-0=2 0-0=0	CLB= GAVEN (Rogers) 5', Heinemann 9'Rogers, Rusmir) 10'	GRUENEBAUM Rimando	9-6-7 (34)
8/5/11 14,503	CREW at COL	0-0=0 0-2=2	COL= MULLAN (Thompson) 54', Cummings (Nyassy) 79'	Hesmer PICKENS	9-7-7 (34)
8/13/11 13,041	CREW vs. N.E.	0-3=3 1-0=1	CLB= own goal (Alston) 54', JAMES (Gardner) 75' Renteria (Rogers, Duka) 81' N.E.= Feilhaber (Phelan) 45'	HESMER Reis	10-7-7 (37)

Date Attend.	Game	Scoring	Goals (Assists) GWG in Caps	Goalkeeper Winner in Caps	Record (Pts.)
8/20/11 13,869	CREW vs. PHI	1-1=2 1-0=1	CLB= Renteria (Rogers, Mendoza) 37', MENDOZA (PK) 51' PHI= Paunovic (Daniel) 42'	HESMER Mondragon	11-7-7 (40)
8/27/11 36,634	CREW at SEA	0-2=2 4-2=6	CLB= Cunningham (PK) 59', Gardner 73' SEA= Neagle (Fucito) 4', Rosales (PK) 16', NEAGLE (Riley, Rosales) 21', Fucito (Rosales, Montero) 40', Neagle (Alonso) 70' own goal (Gardner) 74'	Hesmer KELLER	11-8-7 (40)
9/10/11 13,058	CREW vs. TOR	0-2=2 2-2=4	CLB= Heinemann (Rogers, Ekpo) 67' Mendoza (Heinemann, Cunningham) 87' TOR= Soosma (Frings) 21', Johnson (Plata) 42', DE GUZMAN 83', Koevermans (de Guzman) 92'+	Hesmer Frei, KOCIC	11-9-7 (40)
9/14/11 10,709	CREW vs. HOU	0-2=2 1-1=2	CLB= Mendoza (PK) 64', Mendoza (PK) 76' HOU= Watson (Taylor, Moffat) 34', Carr (Cameron, Cruz) 86'	Hesmer Hall	11-9-8 (41)
9/17/11 18,906	CREW at PHI	0-0=0 1-0=1	PHI= LE TOUX (Torres) 32'	Hesmer MACMATH	11-10-8 (41)
9/24/11 21,203	CREW vs. L.A.	0-0=0 0-1=1	L.A.= BARRETT 93'+	Hesmer SAUNDERS	11-11-8 (41)
9/28/11 17,838	CREW at SKC	1-0=1 1-1=2	CLB= Renteria (Rogers) 34' SKC= Kamara (PK) 15', OWN GOAL (James) 74'	Hesmer NIELSEN	11-12-8 (41)
10/2/11 15,566	CREW vs. D.C.	0-2=2 1-0=1	CLB= own goal (Woolard) 48', GAVEN (Miranda) D.C.= Woolard (De Rosario) 37'	HESMER Hamid	12-12-8 (44)
10/15/11 16,825	CREW at N.E.	1-2=3 0-0=0	CLB= MENDOZA (Renteria) 31', Duka 59' Mendoza (Renteria, Miranda) 63'	HESMER Shuttleworth	13-12-8 (47)
10/22/11 20,237	CREW at CHI	0-2=2 2-1=3	CLB= Renteria (Gaven) 72', Duka 79' CHI= Anibaba (Pardo) 11', Anibaba (Gibbs) 30' CHAVES 81'	Hesmer JOHNSON	13-13-8 (47)

2011 CREW PLAYOFF STATS

INDIVIDUAL STATISTICS

UNF	POS	PLAYER	GP	GS	MIN	G	A	SHT	SOG	FC	FS	OFF	CK	C	E
2	D	Rich Balchan	1	1	90	0	0	0	0	0	0	0	0	0	0
33	F	Jeff Cunningham	1	0	15	0	0	0	0	0	0	0	0	0	0
11	M	Dilly Duka	1	1	65	0	0	2	1	2	1	0	0	0	0
31	M	Josh Gardner	1	1	90	0	0	2	1	1	2	0	4	0	0
12	M	Eddie Gaven	1	1	90	0	0	0	0	0	1	0	0	0	0
32	F	Tommy Heinemann	1	0	5	0	0	0	0	0	0	0	0	0	0
1	G	William Hesmer	1	1	90	0	0	0	0	0	0	0	0	0	0
26	D	Julius James	1	1	90	0	0	0	0	0	1	0	0	0	0
14	D	Chad Marshall	1	1	90	0	0	0	0	2	0	0	0	0	0
10	F	Andres Mendoza	1	1	90	0	0	3	1	0	1	4	0	0	0
21	D	Sebastian Miranda	1	1	70	0	0	0	0	1	0	0	0	1	0
20	F	Emilio Renteria	1	0	25	0	0	0	0	0	0	0	0	0	0
18	M	Robbie Rogers	1	1	90	0	0	2	0	1	0	1	0	0	0
6	M	Tony Tchani (TOT)	1	1	90	0	0	0	0	0	2	0	0	0	0
6	M	Tony Tchani (CLB)	1	1	90	0	0	0	0	0	2	0	0	0	0
7	F	Bernardo Anor	0	0	0	0	0	0	0	0	0	0	0	0	0
15	M	Kevin Burns	0	0	0	0	0	0	0	0	0	0	0	0	0
17	M	Emmanuel Ekpo	0	0	0	0	0	0	0	0	0	0	0	0	0
29	D	Shaun Francis	0	0	0	0	0	0	0	0	0	0	0	0	0
16	M	Eric Gehrig	0	0	0	0	0	0	0	0	0	0	0	0	0
19	M	Cole Grossman	0	0	0	0	0	0	0	0	0	0	0	0	0
30	G	Andy Gruenebaum	0	0	0	0	0	0	0	0	0	0	0	0	0
27	F	Aaron Horton	0	0	0	0	0	0	0	0	0	0	0	0	0
9	F	Justin Meram	0	0	0	0	0	0	0	0	0	0	0	0	0
5	D	Danny O'Rourke	0	0	0	0	0	0	0	0	0	0	0	0	0
28	M	Santiago Prim	0	0	0	0	0	0	0	0	0	0	0	0	0
25	G	Alex Riggs	0	0	0	0	0	0	0	0	0	0	0	0	0
22	M	Dejan Rusmir	0	0	0	0	0	0	0	0	0	0	0	0	0
23	D	Korey Needer	0	0	0	0	0	0	0	0	0	0	0	0	0
3	D	Josh Williams	0	0	0	0	0	0	0	0	0	0	0	0	0
		Team totals	1	1	90	0	0	9	3	7	10	5	4	1	0
		Opponent totals	1	1	90	1	2	18	7	10	7	5	3	0	0

GAME-WINNING GOALS: None

GAME-WINNING ASSISTS: None

PENALTY KICK GOALS/ATTEMPTS: None

INDIVIDUAL GOALKEEPING

UNF	GOALKEEPER	GP	GS	MIN	SHTS	SV	GA	GAA	PG	PA	W	L	T	SO
1	William Hesmer	1	1	90	7	6	1	1.00	0	0	0	1	0	0
	Totals	1	1	90	7	6	1	1.00	0	0	0	1	0	0
	Opposition Totals	1	1	90	3	3	0	0.00	0	0	1	0	0	1

PLAYOFF TEAM STATISTICS

Scoring	1	2	OT	Total	Fouls	1	2	OT	Total	Cautions	1	2	OT	Total
CREW	0	0	0-0	0	CREW	3	4	0-0	7	CREW	1	0	0-0	1
Opp.	1	0	0-0	1	Opp.	3	7	0-0	10	Opp.	0	0	0-0	0
Shots	1	2	OT	Total	Offsides	1	2	OT	Total	Ejections	1	2	OT	Total
CREW	5	4	0-0	9	CREW	5	0	0-0	5	CREW	0	0	0-0	0
Opp.	11	7	0-0	18	Opp.	2	3	0-0	5	Opp.	0	0	0-0	0
SOG	1	2	OT	Total	Corners	1	2	OT	Total	PK	PA	PGPct		
CREW	2	1	0-0	3	CREW	2	2	0-0	4	CREW	0	0	00%	
Opp.	6	1	0-0	7	Opp.	1	2	0-0	3	Opp.	0	0	00%	

GAME BY GAME

Date	Game	Scoring	Goals (Assists)	Goalkeeper	Round
10/27/10	CREW	0-0=0	GWG in Caps	Winner in Caps	
11,872	at COL	1-0=1	COL= CUMMINGS (Kimura, Mullan) 45'	Hesmer PICKENS	Wild Card

DARE TO BE MASSIVE



2011 CREW PLAYOFF STATS AT A GLANCE

CATEGORICAL WON-LOST-TIED

	Home	Road	Overall
Overall	0-0-0	0-1-0	0-1-0
vs. Eastern	0-0-0	0-0-0	0-0-0
vs. Western	0-0-0	0-1-0	0-1-0
Scoring First	0-0-0	0-0-0	0-0-0
Opp. Scoring First	0-0-0	0-1-0	0-1-0
Scoreless in Reg.	0-0-0	0-0-0	0-0-0
One-Goal Games	0-0-0	0-1-0	0-1-0
Leading at Half	0-0-0	0-0-0	0-0-0
Trailing at Half	0-0-0	0-1-0	0-1-0
Tied at Half	0-0-0	0-0-0	0-0-0
Leading at 75'	0-0-0	0-0-0	0-0-0
Trailing at 75'	0-0-0	0-1-0	0-1-0
Tied at 75'	0-0-0	0-0-0	0-0-0
Out-Shooting Opp	0-0-0	0-0-0	0-0-0
Out-Shot by Opp	0-0-0	0-1-0	0-1-0
Shots Even	0-0-0	0-0-0	0-0-0
Out-Fouling Opp	0-0-0	0-0-0	0-0-0
Out-Fouled by Opp	0-0-0	0-1-0	0-1-0
Fouls Even	0-0-0	0-0-0	0-0-0
Day Games	0-0-0	0-0-0	0-0-0
Night Games	0-0-0	0-1-0	0-1-0
In Black Uniforms	0-0-0	0-0-0	0-0-0
In Gold Uniforms	0-0-0	0-1-0	0-1-0
On Local TV	0-0-0	0-1-0	0-1-0
On National TV	0-0-0	0-0-0	0-0-0
In October	0-0-0	0-1-0	0-1-0

PENALTY KICK SUMMARY

Penalty Kicks Taken		Result
Player		
None		
Totals		0/0
Penalty Kicks Faced		Goals/Attempts
Goalkeeper		0/0
Andy Gruenebaum		0/0
Totals		
Penalty Kicks Against		Result
Player		
None		
Totals		0/0

2010 PLAYOFF MISCELLANEOUS STATS

	Crew	Opponents
Quickest Goal	None	Cummings (45') 10/27 at COL
Unassisted Goals	None	None
Game-Winning Goals after 75'	None	None
Game-Tying Goals after 75'	None	None
Multi-Goal Games	None	None
Own Goals	None	None
Red Cards	None	None

PLAYOFF SCORING INTERVALS

	0-10	11-20	21-30	31-40	41-45	46-50	51-60	61-70	71-80	81-90	OT	TOTAL
Crew Scoring	0	0	0	0	0	0	0	0	0	0	0	0
Opponent Scoring	0	0	0	0	1	0	0	0	0	0	0	1

2010-11 CONCACAF CHAMPIONS LEAGUE QUARTERFINAL STATS

No.	PLAYER	GP	G	A	C	E
2	Rich Balchan	2	0	0	0	0
4	Andy Iro 2	0	0	0	0	0
21	Sebastian Miranda	2	0	0	2	0
31	Josh Gardner	2	0	0	1	0
17	Emmanuel Ekpo	2	0	0	0	0
12	Eddie Gaven	2	0	1	0	0
19	Cole Grossman	2	0	0	0	0
18	Robbie Rogers	2	0	0	0	0
10	Andres Mendoza	2	1	0	0	0
20	Emilio Renteria	1	0	0	0	1
33	Jeff Cunningham	2	0	0	0	0
13	Leandre Griffitt	1	0	0	0	0
9	Justin Meram	2	0	0	0	0
11	Dilly Duka	1	0	0	0	0
26	Julius James	1	0	0	0	0

TOTALS	2	1	1	3	1
OPPONENT TOTALS	2	4	3	4	2

GOALKEEPING	GP	GA	GAA	W	L	T	SHO
34 Ray Burse	2	4	2.00	0	1	1	1
TOTALS	2	4	2.00	0	1	1	1

CHAMPIONS LEAGUE QUARTERFINAL RESULTS

Overall: 0-1-1 Home: 0-0-1 Road: 0-1-0

Date	Round	Opponent	Result	Score
2/22/11	Quarterfinal	Real Salt Lake	T	0-0
3/1/11	Quarterfinal	Real Salt Lake	L	4-1

CHAMPIONS LEAGUE GAME BY GAME

Date	Game	Scoring	Goals (Assists) GWG in Caps	GK Winner in Caps	Round
2/22/11 4,665	CREW vs. RSL	0-0=0 0-0=0	None	Burse Rimando	QF
3/1/11 15,405	CREW at RSL	0-1=1 2-2=4	CLB= Mendoza (Gaven) 49' RSL= Saborio (Morales) 23', MORALES (Williams) 36' Morales (Araujo Jr.) 77', Williams 95'+	Burse RIMANDO	QF

CHAMPIONS LEAGUE SCORING INTERVALS

	0-10	11-20	21-30	31-40	41-45	46-50	51-60	61-70	71-80	81-90	OT	TOTAL
Crew Scoring	0	2	0	0	0	1	0	0	0	0	0	1
Opponent Scoring	0	0	1	1	0	0	0	0	1	1	0	4

2011 U.S. OPEN CUP STATS

No.	PLAYER	GP	GS	MIN	G	A	CE
15	Kevin Burns	1	1	90	0	0	00
16	Eric Gehrig	1	1	90	0	0	00
23	Korey Veeder	1	1	88	0	0	00
5	Danny O'Rourke	1	1	67	0	0	01
19	Cole Grossman	1	1	90	1	0	00
28	Santiago Prim	1	1	59	0	0	00
18	Robbie Rogers	1	1	87	0	0	00
22	Dejan Rusmir	1	1	90	0	0	00
33	Jeff Cunningham	1	1	90	0	0	00
9	Justin Meram	1	1	90	0	1	00
7	Bernardo Anor	1	0	30	0	0	0
32	Tommy Heinemann	1	0	310	0	0	0
4	Andy Iro	1	0	20	0	0	0
TOTALS		1	1	91	1	0	1
GOALKEEPING							
30	Andy Gruenebaum	GP	GS	MIN	GAGAA	PG/PA	W L T SO
	TOTALS	1	1	90	22.00	0/0	0 1 0 0

U.S. OPEN CUP RESULTS

Overall: 0-1-0 Home: 0-1-0 Road: 0-0-0 Neutral Site: 0-0-0

Date	Round	Opponent	Result	Score
6/28/11	Rd. of 16	Richmond Kickers (USL-PRO)	L	2-1

U.S. OPEN CUP SCORING SUMMARY

Date	Game	Scoring	Goals (Assists)	GK	Round
Affend.			GWG in Caps	Winner in Caps	
6/28/11	CREW	0-1=1	CLB= Grossman (Meram) 37'	Gruenebaum	Rd. of 16
1,845	vs. RIC	1-1=2	RIC= Hiroyama (Nyazamba) 20', DELICATE (Elcock) 85'	PASCALE	

U.S. OPEN CUP SCORING INTERVALS

	0-10	11-20	21-30	31-40	41-45	46-50	51-60	61-70	71-80	81-90	OT	TOTAL
Crew Scoring	0	0	0	1	0	0	0	0	0	0	0	1
Opponent Scoring	0	1	0	0	0	0	0	0	0	1	0	2

2011 CREW RESERVE LEAGUE STATS

INDIVIDUAL STATISTICS

UNF POS	PLAYER	GP	GS	MIN	G	A	C	E
6	M Andy Adlard	4	1	174	0	1	0	0
7	M Bernardo Anor	7	6	561	4	1	0	0
-	M Dominic Aracri*	2	0	26	0	0	0	0
-	F Jhonny Artega	2	2	140	0	1	0	0
-	F JJ Bain*	1	0	30	0	0	0	0
2	D Rich Balchan	2	2	125	0	0	0	0
15	M Kevin Burns	6	5	432	2	1	0	0
-	M Tom Catalano*	1	1	34	0	0	1	0
-	M Khai Celestin*	1	0	45	0	1	0	0
-	M Walter Chevez*	1	0	45	1	0	0	0
33	F Jeff Cunningham	4	4	271	2	2	0	0
-	M Chris Davis*	2	0	59	3	0	1	0
-	F George Davis*	2	0	26	0	0	0	0
17	M Emmanuel Ekpo	2	2	135	1	1	1	0
29	D Shaun Francis	5	5	386	0	2	0	0
31	D Josh Gardner	4	4	360	1	1	0	0
16	D Eric Gehrig	9	8	723	0	0	0	0
-	D Greg Gehrig*	2	0	30	0	0	0	0
-	M Esteban Granados*	1	0	7	0	0	0	0
13	M Leandre Griffit**	3	3	270	0	0	0	0
19	M Cole Grossman	8	7	675	3	0	1	0
32	F Tommy Heinemann	4	4	231	3	0	1	0
27	F Aaron Horton	6	2	267	0	0	1	0
4	D Andy Iro**	3	3	270	0	0	1	0
-	D Mike Jones*	1	1	90	1	1	0	0
10	F Andres Mendoza	1	1	43	1	0	0	1
9	F Justin Meram	9	8	705	5	3	1	0
5	M Danny O'Rourke	2	2	110	0	0	0	0
-	F Johnny Oweroi	2	0	51	1	0	0	0
28	M Santiago Prim	7	3	288	0	1	0	0
20	F Emilio Renteria	1	1	90	1	1	1	0
18	M Robbie Rogers	1	1	45	0	0	0	0
-	F Arnhold Rivas*	1	0	45	0	0	0	0
22	M Dejan Rusmir	5	5	353	0	0	3	0
24	D Ben Sippola	8	3	360	0	0	0	0
6	M Tony Tchani**	1	1	90	0	0	0	0
-	M Julius Ubido*	1	1	45	0	0	0	0
23	D Korey Veeder	9	8	686	0	1	0	0
3	D Josh Williams	7	7	630	0	0	0	0
Team Totals		10	10	900	29	18	12	1

GAME-WINNING GOALS: Davis (4/23 at TFC, 66'), Meram 3(5/9 vs. NE, 88', 5/30 at NY, 26', 10/10 vs. NY, 16'), Anor (8/21 vs. PHI, 70'), Cunningham (9/11 vs. TFC, 37'), Gardner (9/18 at PHI, 75'), Heinemann (10/16 at NE, 51'), Renteria (11/15 vs. D.C., 72')

GAME-WINNING ASSISTS: Veeder (5/30 at NY, 26'), Celestin (8/21 vs. PHI, 70'), Francis (9/11 vs. TFC, 37'), Ekpo (9/18 at PHI, 75'), Artega (10/10 vs. NY, 16')

PENALTY KICK GOALS/ATTEMPTS: Cunningham (0/1, 9/11 vs. TFC, 33'), Heinemann (1/1, 10/16 at NE, 51'), Burns (1/1, 10/16 at NE, 55'), Renteria (1/1, 11/15 vs. D.C., 72')

GOALKEEPING

UNF POS	GOALKEEPER	GP	GS	MIN	GA	GAA	PG/PA	W	L	T	SO
30	GK Andy Gruenebaum	8	8	626	7	1.00	0/0	6	1	0	3
25	GK Alex Riggs	4	1	184	1	0.49	0/0	2	0	0	0
-	GK Chris Konopka*	1	1	90	2	2.00	0/0	1	0	0	0
Team Totals		10	10	900	10	1.00	0/0	9	1	0	3

*=Denotes non-roster player

** = Played with other teams in 2011. Only Columbus Crew statistics listed here.

Date	Opponent	Result	Score
3/20/11	at D.C. United	L	2-3
4/23/11	at Toronto FC	W	2-1
5/9/11	vs. NE Revolution	W	1-0
5/30/11	at NY Red Bulls	W	6-1
8/21/11	vs. Philadelphia Union	W	1-0
9/11/11	vs. Toronto FC	W	4-2
9/18/11	at Philadelphia Union	W	2-1
10/10/11	vs. NY Red Bulls	W	3-0
10/16/11	at NE Revolution	W	5-1
11/15/11	vs. D.C. United	W	3-1

DARE TO BE MASSIVE



2011 CREW RESERVE LEAGUE GAME BY GAME

Date	Game	Scoring	Goals (Assists) GWG in Caps	Goalkeeper (Sub) Winner in Caps	Record (Pts.)
3/20/11	CREW at D.C.	1-1=2 2-1=3	CLB= Anor 8', Grossman (Anor) 63' D.C.= Brasesco (Barklage) 3', BRETTSCHEIDER 39' Boskovic (Quaranta) 49'	Gruenebaum Willis (Hamid)	0-1-0 (0)
4/23/11	CREW at TOR	1-1=2 1-0=1	CLB= Mendoza 11', DAVIS 66' TOR= Jackman	GRUENEBAUM Kocic	1-1-0 (3)
5/9/11	CREW vs. N.E.	0-1=1 0-0=0	CLB= MERAM 88'	GRUENEBAUM Shuttleworth	2-1-0 (6)
5/30/11	CREW at N.Y.	3-3=6 1-0=1	CLB= Grossman (Meram) 20', MERAM (Veeder) 26' Anor (Jones) 45', Jones (Anor) 59' Davis (Adlard) 82' Davis (Burns) 85' N.Y.= Paulo 19'	GRUENEBAUM Horwath	3-1-0 (9)
8/21/11	CREW vs. PHI	0-1=1 0-0=0	CLB= ANOR (Celestin) 70'	GRUENEBAUM MacMath	4-1-0 (12)
9/11/11	CREW vs. TOR	4-0=4 1-1=2	CLB= Meram (Cunningham) 21', Burns (Meram) 34' CUNNINGHAM (Francis) 37', Cunningham (Francis) 41' TOR= Martina (Gold) 32', Henry (Sturgis) 85'	KONOPKA Bush	5-1-0 (15)
9/18/11	CREW at PHI	1-1=2 1-0=1	CLB= Ekpo 16', GARDNER (Ekpo) 75' PHI= McInerney 14'	RIGGS Holder (Steffen)	6-1-0 (18)
10/10/11	CREW vs. N.Y.	2-1=3 0-0=0	CLB= MERAM (Arteaga) 16', Grossman (Cunningham) 42' Owoeri (Gardner) 85'	GRUENEBAUM Horwath	7-1-0 (21)
10/16/11	CREW at N.E.	1-4=5 1-0=1	CLB= Heinemann 45', HEINEMANN (PK) 51', Burns (PK) 55' Heinemann 71', Meram (Prim) 79' N.E.= Sousa 26'	GRUENEBAUM (Riggs) Murray	8-1-0 (24)
11/15/11	CREW vs. D.C.	0-3=3 1-0=1	CLB= Chevez (Meram) 48', RENTERIA (PK) 72' Anor (Renteria) 89' D.C.= Ngwenya 30'	GRUENEBAUM Cronin (Willis)	9-1-0 (27)

2011 CREW LINEUPS

Feb. 22, 2011

**Vs. Salt Lake
(CCL QF1) 0-0**

Burse
Miranda
Balchan
Iro
Gardner (Cunningham)
Gaven (Griffit)
Grossman
Ekpo
Rogers
Mendoza (Meram)
Renteria

March 26, 2011

**Vs. NY Red Bulls
0-0**

Hesmer
Miranda
Marshall
James
Balchan
Gaven (Heinemann)
Rusmir (Duka)
Burns
Rogers (Anor)
Ekpo
Mendoza

April 16, 2011

**Vs. Sporting KC
1-0**

Hesmer
Miranda
Marshall
James
Balchan
Duka
Burns
Ekpo (Rusmir)
Rogers -1 (Cunningham)
Gaven
Renteria (Heinemann)

May 7, 2011

**Vs. Sounders FC
1-1**

Hesmer
Miranda
Marshall
James
Balchan
Duka (Mendoza)
Burns (Ekpo)
Rusmir
Rogers
Gaven
Renteria -1

March 1, 2011

**at Salt Lake
(CCL QF2) 1-4**

Burse
Balchan
Iro
Miranda
Gardner (James)
Ekpo (Duka)
Gaven
Grossman
Rogers
Cunningham (Meram)
Mendoza -1

April 1, 2011

**Vs. FC Dallas
2-0**

Hesmer
Miranda
Marshall
James
Balchan
Gaven -1
Burns
Ekpo (Duka)
Rogers
Rusmir (Renteria)
Mendoza -1
(Cunningham)

April 23, 2011

**at Toronto FC
1-1**

Hesmer
Miranda
Marshall
James
Balchan
Duka
Burns (Rusmir)
Ekpo (Heinemann)
Rogers
Gaven
Renteria -1 (Mendoza)

May 14, 2011

**at San Jose
0-3**

Hesmer
Miranda (Mendoza)
Marshall
James
Balchan
Duka (Heinemann)
Burns
Rusmir (Ekpo)
Rogers
Gaven
Renteria

March 19, 2011

**at D.C.
1-3**

Hesmer
Miranda
Marshall
James
Balchan
Gaven
Rusmir
Ekpo
Duka (Rogers -1)
Mendoza
Cunningham (Heinemann)

April 9, 2011

**at Chivas USA
0-0**

Hesmer
Miranda
Marshall
James
Balchan
Gaven
Burns
Ekpo (Duka)
Rogers
Rusmir
Renteria (Heinemann)

April 30, 2011

**Vs. Whitecaps FC
2-1**

Hesmer
Miranda
Marshall
James
Gardner
Duka (Griffit)
Burns (Ekpo)
Rusmir
Rogers
Gaven
Renteria -2 (Cunningham)

May 21, 2011

**at Portland Timbers
0-1**

Hesmer
Miranda
Marshall
James
Balchan
Heinemann (Cunningham)
Ekpo
Rusmir (Duka)
Rogers
Gaven
Renteria (Mendoza)

**May 28, 2011
Vs. Chivas USA
3-3**

Hesmer
Miranda
Marshall
James
Balchan
Rogers
Ekpo -1
Gaven
Gardner
Mendoza-2 (Cunningham)
Heinemann

**June 18, 2011
at Houston Dynamo
2-0**

Hesmer
Miranda
Marshall
James
Gardner
Gaven
Balchan
Ekpo (Burns)
Anor-1
Mendoza -1 (Meram)
Heinemann (Rusmir)

**July 6, 2011
at Vancouver
1-0**

Hesmer
Miranda
Marshall
James
Gardner
Gaven
Gehrig
Rusmir (Cunningham -1)
Rogers
Anor (Meram)
Mendoza (Heinemann)

**July 26, 2011 (Exhib.)
vs. Newcastle (EPL)
0-3**

Gruenebaum
Miranda (Veeder)
Marshall (James)
Gehrig (Sippola)
Francis (Gardner)
Grossman (Rusmir)
Burns (Prim)
Ekpo (Gaven, Horton)
Anor (Rogers)
Heinemann (Meram)
Renteria (Konopka)

**June 4, 2011
at NY Red Bulls
1-1**

Hesmer
Miranda
Marshall
James
Gardner (Francis)
Duka (Meram)
Balchan -1
Ekpo
Gaven
Mendoza
Heinemann (Cunningham)

**June 26, 2011
vs. Colorado Rapids
4-1**

Hesmer
Miranda
Marshall
Iro
Gardner
Gaven -1
Balchan
Ekpo (Gehrig)
Anor
Mendoza-2 (Meram)
Heinemann-1(Cunningham)

**July 16, 2011
vs. San Jose
0-0**

Hesmer
Miranda
Marshall
James
Gardner
Gaven (Meram)
Gehrig
Ekpo
Rogers
Anor (Heinemann)
Mendoza (Cunningham)

**July 30, 2011
vs. Real Salt Lake
2-0**

Gruenebaum
Miranda
Marshall
James
Gardner -1
Gaven
Ekpo
Rusmir (Gehrig)
Rogers
Meram (Anor)
Heinemann -1

**June 8, 2011
vs. Salt Lake
1-1**

Hesmer
Miranda
Marshall
James
Gardner -1
Gaven
Balchan
Burns (Meram)
Ekpo
Mendoza -1 (Iro)
Cunningham (Horton)

**June 28, 2011
vs. Richmond (USOC)
1-2**

Gruenebaum
O'Rourke
Gehrig
Burns
Veeder (Iro)
Prim (Heinemann)
Rusmir
Grossman -1
Rogers (Anor)
Cunningham
Meram

**July 20, 2011
at LA Galaxy
0-1**

Hesmer
Miranda
Marshall
James
Gardner (Cunningham)
Gaven
Gehrig
Ekpo
Rogers
Anor (Meram)
Mendoza (Heinemann)

**August 5, 2011
at Colorado Rapids
0-2**

Hesmer
Miranda
Marshall
James
Gardner
Gaven (Anor, Meram)
Ekpo
Rusmir (Gehrig)
Rogers
Mendoza
Heinemann

**June 12, 2011
vs. Chicago Fire
0-1**

Hesmer
Miranda
Marshall
James
Gardner
Gaven
Balchan
Meram (Rusmir)
Ekpo
Mendoza
Cunningham (Burns)

**July 2, 2011
at FC Dallas
0-2**

Hesmer
Miranda
Marshall
Iro
Gardner (Rogers)
Gaven
Balchan (O'Rourke)
Ekpo
Anor
Mendoza
Heinemann (Cunningham)

**July 23, 2011
vs. Portland Timbers
1-0**

Gruenebaum
Miranda (Grossman)
Marshall
James
Gardner
Gaven -1
Ekpo
Rusmir (Burns)
Rogers
Cunningham (Renteria)
Heinemann

**August 13, 2011
vs. New England
3-1**

Hesmer
Miranda
Marshall
James -1
Gardner
Meram (Anor)
Ekpo
Burns
Rogers
Mendoza (Duka)
Heinemann (Renteria -1)

August 20, 2011

vs. Philadelphia

2-1

Hesmer
Miranda
Marshall
James
Gardner
Meram (Duka)
Ekpo
Burns
Rogers
Mendoza -1 (Anor)
Renteria -1 (Heinemann)

Sept. 14, 2011

vs. Houston

2-2

Hesmer
Miranda
James
Marshall (Gehrig)
Francis
Duka (Meram)
Ekpo
O'Rourke
Rogers
Mendoza -2 (Rusmir)
Heinemann

Sept. 28, 2011

at Sporting KC

1-2

Hesmer
Miranda
James
Marshall
Francis
Duka (Cunningham)
Burns
Ekpo
Rogers (Heinemann)
Mendoza
Renteria -1 (Meram)

Oct. 22, 2011

at Chicago

2-3

Hesmer
Miranda
Marshall
James
Gardner (Cunningham)
Gaven
Burns (Rogers)
Ekpo
Duka -1
Mendoza (Heinemann)
Renteria-1

August 27, 2011

at Seattle

2-6

Hesmer
Miranda
Balchan
Marshall
Gardner -1
Duka (Cunningham -1)
Ekpo
Burns
Rogers
Mendoza (Heinemann)
Renteria (Meram)

Sept. 17, 2011

at Philadelphia

0-1

Hesmer
Miranda
James
Gehrig
Francis
Duka
Rusmir (Gardner)
O'Rourke
Rogers
Mendoza (Cunningham)
Heinemann (Meram)

Oct. 2, 2011

vs. D.C. United

2-1

Hesmer
Miranda
James
O'Rourke
Francis (Balchan)
Duka (Anor)
Burns
Ekpo
Gaven -1
Mendoza
Renteria (Heinemann)

Oct. 27, 2011

at Colorado (Wild Card)

0-1

Hesmer
Miranda (Cunningham,
Heinemann)
Marshall
James
Gardner
Gaven
Balchan
Ekpo
Tchani
Duka (Renteria)
Mendoza

September 10, 2011

vs. Philadelphia

2-4

Hesmer
Miranda
James
Marshall
Gardner
Duka (Cunningham)
Ekpo
Balchan (Burns)
Rogers
Mendoza -1
Renteria (Heinemann -1)

Sept. 24, 2011

vs. LA Galaxy

0-1

Hesmer
Miranda
James
Marshall
Francis
Duka (Grossman)
Gardner (Renteria)
O'Rourke
Ekpo
Rogers
Mendoza

Oct. 15, 2011

at New England

3-0

Hesmer
Miranda
Marshall
James
Gardner
Gaven
O'Rourke
Ekpo
Duka -1 (Cunningham)
Mendoza -2 (Anor)
Renteria (Heinemann)

2011 CREW BOX SCORES

Crew vs. Salt Lake (CCL QF 1)

Tuesday, Feb. 22 - 8 p.m.

Crew Stadium (T 0-0)

	Crew	RSL
Scoring	0-0=0	0-0=0
Shots	9-5=14	4-2=6
SOG	3-1=4	0-0=0
Saves	0-0=0	3-1=4
Fouls	6-4=10	4-4=8
Offsides	1-3=4	3-0=3

Crew at Salt Lake (CCL QF 2)

Tuesday, March 1 - 10 p.m.

Crew Stadium (L 4-1)

	Crew	RSL
Scoring	0-1=1	2-2=4
Shots	4-4=8	6-10=16
SOG	1-1=2	2-5=7
Saves	0-3=3	1-0=1
Fouls	6-4=10	5-2=7
Offsides	1-1=2	3-2=5

Crew at DC United

Saturday, March 19, 7:30 p.m. RFK

Stadium (L 3-1)

	Crew	DC
Scoring	0-1=1	0-3=3
Shots	5-7=12	8-7=15
SOG	3-4=7	2-6=8
Saves	2-3=5	3-3=6
Fouls	4-6=10	10-6=16
Offsides	1-1=2	4-1=5
CK	0-4=4	2-0=2

Crew vs New York Red Bulls

Saturday, March 26, 4 p.m.

Crew Stadium (T 0-0)

	Crew	NY
Scoring	0-0=0	0-0=0
Shots	7-4=11	5-2=7
SOG	4-1=5	1-1=2
Saves	1-1=2	4-1=5
Fouls	7-6=13	6-7=13
Offsides	3-3=6	1-0=1

Crew vs FC Dallas

Friday, April 1, 7:30 p.m.

Crew Stadium (W 2-0)

	Crew	DAL
Scoring	0-2=2	0-0=0
Shots	7-10=17	5-6=11
SOG	4-7=11	4-5=9
Saves	4-5=9	4-5=9
Fouls	10-6=16	8-2=10
Offsides	3-1=4	1-1=2
CK	5-0=5	1-1=2

Crew at Chivas USA

Saturday, April 9, 10:30 p.m.

Home Depot Center (T 0-0)

	Crew	CHV
Scoring	0-0=0	0-0=0
Shots	2-5=7	1-4=5
SOG	1-1=2	1-1=2
Saves	1-1=2	1-1=2
Fouls	10-7=17	11-11=22
Offsides	3-4=7	1-0=1

Crew vs Sporting KC

Saturday, April 16, 7:30 p.m.

Crew Stadium (W, 1-0)

	Crew	SKC
Scoring	0-1=1	0-0=0
Shots	4-11=15	7-3=10
SOG	1-3=4	2-0=2
Saves	2-0=2	1-2=3
Fouls	4-8=12	9-9=8
Offsides	0-4=4	1-0=1

Crew at Toronto FC

Saturday, April 23, 4 p.m.

BMO Field (T, 1-1)

	Crew	TOR
Scoring	0-1=1	1-0=1
Shots	3-13=16	5-2=7
SOG	0-3=3	3-0=3
Saves	2-0=2	0-2=2
Fouls	5-8=13	9-7=16
Offsides	0-1=1	1-0=1
CK	1-4=5	2-2=4

Crew vs Whitecaps FC

Saturday, April 30, 7:30 p.m.

Crew Stadium (W, 2-1)

	Crew	VAN
Scoring	0-2=2	0-1=1
Shots	6-6=12	3-9=12
SOG	1-3=4	0-2=2
Saves	0-0=0	1-1=2
Fouls	6-9=15	9-11=20
Offsides	0-1=1	0-1=1

Crew vs Sounders FC

Saturday, May 7, 7:30 p.m.

Crew Stadium (T, 1-1)

	Crew	SEA
Scoring	0-1=1	1-0=1
Shots	4-13=17	5-2=7
SOG	2-5=7	1-0=1
Saves	0-0=0	2-3=5
Fouls	7-7=14	13-9=22
Offsides	0-0=0	1-0=1
CK	3-7=10	2-1=3

Crew at San Jose

Saturday, May 14, 10:30 p.m.

Buck Shaw Stadium (L, 0-3)

	Crew	SJ
Scoring	0-0=0	3-0=3
Shots	6-10=16	9-5=14
SOG	2-4=6	2-3=5
Saves	2-0=2	2-4=6
Fouls	4-5=9	7-8=15
Offsides	1-1=2	0-1=1
CK	3-1=4	1-4=5

Crew at Portland Timbers

Saturday, May 21, 10:30 p.m.

Jeld-Wen Field (L, 0-1)

	Crew	POR
Scoring	0-0=0	0-1=1
Shots	5-6=11	3-7=10
SOG	2-1=3	0-2=2
Saves	0-1=1	2-1=3
Fouls	8-8=16	5-8=13
Offsides	2-1=3	2-1=3

Crew vs. Chivas USA

Saturday, May 28 - 7:30 p.m.

Crew Stadium (T 3-3)

	Crew	CHV
Scoring	1-2=3	2-1=3
Shots	6-12=18	8-4=12
SOG	3-4=7	4-2=6
Saves	2-1=3	1-2=3
Fouls	4-6=10	5-4=9
Offsides	2-5=7	0-0=0
CK	1-3=4	4-1=5

Crew at New York Red Bulls

Saturday, June 4 - 7:30 p.m.

Red Bull Arena (T 1-1)

	Crew	NY
Scoring	0-1=1	1-0=1
Shots	5-6=11	5-2=7
SOG	2-1=3	2-1=3
Saves	1-1=2	2-0=2
Fouls	7-7=14	3-10=13
Offsides	1-2=3	4-6=10
CK	3-2=5	3-0=3

Crew Vs. Salt Lake

Wednesday June 8 - 7:30 p.m.

Crew Stadium (W 2-1)

	Crew	RSL
Scoring	0-2=2	1-0=1
Shots	8-5=13	6-5=11
SOG	1-2=3	3-1=4
Saves	2-1=3	1-0=1
Fouls	6-7=13	3-5=8
Offsides	0-2=2	2-2=4
CK	5-3=8	2-5=7

Crew vs. Chicago Fire
Sunday, June 12 - 4 p.m.
Crew Stadium (L 0-1)

	Crew	CHI
Scoring	0-0=0	0-1=1
Shots	3-4=7	5-16=21
SOG	0-0=0	0-4=4
Saves	0-3=3	0-0=0
Fouls	9-5=14	5-5=10
Offsides	2-2=4	1-1=2
CK	0-0=0	3-2=5

Crew at Whitecaps FC
Wednesday, July 6, 10 p.m.
Empire Field (W 1-0)

	Crew	VAN
Scoring	0-1=1	0-0=0
Shots	9-10=19	12-6=18
SOG	1-4=5	3-3=6
Saves	3-3=6	1-3=4
Fouls	4-7=11	6-6=12
Offsides	4-2=6	0-1=1
CK	4-4=8	3-4=7

Crew vs. Real Salt Lake
Saturday, July 30 - 9 p.m.
Crew Stadium (W 2-0)

	Crew	RSL
Scoring	2-0=0	0-0=0
Shots	8-3=11	6-10=16
SOG	5-0=5	0-2=2
Saves	0-2=2	3-0=3
Fouls	10-6=16	4-8=12
Offsides	0-1=1	1-4=5
CK	2-1=3	4-3=7

Crew at Houston Dynamo
Saturday, June 18 - 8:30 p.m.
Robertson Stadium (W 2-0)

	Crew	HOU
Scoring	1-1=2	0-0=0
Shots	8-5=13	5-7=12
SOG	2-2=4	2-2=4
Saves	2-2=4	1-1=2
Fouls	0-7=7	2-2=4
Offsides	1-2=3	0-0=0
CK	3-2=5	1-3=4

Crew vs. San Jose
Saturday, July 16, 7:30 p.m.
Crew Stadium (T 0-0)

	Crew	SJ
Scoring	0-0=0	0-0=0
Shots	7-10=17	8-11=19
SOG	2-4=6	1-4=5
Saves	1-4=5	2-4=6
Fouls	4-2=6	2-4=6
Offsides	1-2=3	1-2=3
CK	3-6=9	3-2=5

Crew vs. Colorado Rapids
Friday, August 5 - 9:30 p.m.
Dick's Sporting Goods Park (L 0-2)

	Crew	COL
Scoring	0-0=0	0-2=2
Shots	4-3=7	10-7=17
SOG	2-1=3	7-3=10
Saves	7-1=8	2-1=3
Fouls	3-6=9	2-0=2
Offsides	0-5=5	1-2=3
CK	0-1=1	3-3=6

Crew vs. Colorado Rapids
Sunday, June 26 - 8 p.m.
Crew Stadium (W 4-1)

	Crew	COL
Scoring	2-2=4	1-0=1
Shots	10-6=16	3-3=6
SOG	5-2=7	1-1=2
Saves	0-1=1	3-0=3
Fouls	5-6=11	10-1=11
Offsides	0-5=5	0-0=0
CK	3-1=4	2-0=2

Crew at LA Galaxy
Wednesday, July 20, 10:30 p.m.
Home Depot Center (L 0-1)

	Crew	LA
Scoring	0-0=0	0-1=1
Shots	5-6=11	8-5=13
SOG	3-3=6	2-2=4
Saves	2-1=3	3-3=6
Fouls	4-4=8	5-4=9
Offsides	2-2=4	1-1=2
CK	1-2=3	9-7=16

Crew vs. New England
Saturday, Aug. 13 - 7:30 p.m.
Crew Stadium (W 3-1)

	Crew	NE
Scoring	0-3=3	1-0=1
Shots	6-11=17	5-6=11
SOG	2-6=8	2-2=4
Saves	2-4=6	1-2=3
Fouls	7-6=13	1-3=4
Offsides	2-1=3	1-2=3
CK	4-2=6	1-1=2

Crew vs. Richmond Kickers
Tuesday, June 28, 7:30 p.m.
Stadium (L 1-2) USOC

	Crew	RIC
Scoring	1-0=1	1-1=2
Shots	9-7=16	2-6=8
SOG	2-2=4	1-2=3
Saves	0-1=1	1-2=3
Fouls	2-6=8	6-5=11
Offsides	1-0=1	0-1=1
CK	3-5=8	1-3=4

Crew vs. Portland
Saturday, July 23, 8 p.m.
Crew Stadium (W 1-0)

	Crew	POR
Scoring	0-1=1	0-0=0
Shots	4-14=18	11-7=18
SOG	0-3=3	2-1=3
Saves	0-1=1	2-1=3
Fouls	2-4=6	6-4=10
Offsides	2-0=2	3-1=4
CK	1-2=3	1-1=2

Crew vs. Philadelphia
Saturday, Aug. 20 - 7:30 p.m.
Crew Stadium (W 2-1)

	Crew	PHI
Scoring	1-1=1	1-0=1
Shots	3-3=6	7-10=17
SOG	1-1=2	2-3=5
Saves	0-0=0	1-3=4
Fouls	4-7=11	6-10=16
Offsides	1-2=3	0-1=1
CK	0-3=3	8-5=13

Crew at FC Dallas
Saturday, July 2, 9 p.m.
Pizza Hut Park (L 0-2)

	Crew	DAL
Scoring	0-0=0	0-2=2
Shots	5-4=9	13-12=25
SOG	2-3=5	3-4=7
Saves	3-2=5	2-3=5
Fouls	7-6=13	6-2=8
Offsides	1-0=1	2-1=3
CK	1-4=5	5-5=10

Crew vs. Newcastle (EPL)
Tuesday, July 26 - 7:30 p.m.
Crew Stadium (L 0-3) (Exhib.)

	Crew	NUFC
Scoring	0-0=0	1-2=3
Shots	3-5=8	4-8=12
SOG	0-1=1	1-4=5
Saves	0-2=2	0-1=1
Fouls	7-1=8	8-5=13
Offsides	0-1=1	5-2=7
CK	0-3=3	0-2=2

Crew at Seattle Sounders FC
Saturday, August 27 - 4 p.m.
CenturyLink Field (L 6-2)

	Crew	SEA
Scoring	0-2=2	4-2=6
Shots	9-10=19	7-6=13
SOG	2-5=7	5-2=7
Saves	1-1=2	2-3=5
Fouls	5-7=12	7-11=18
Offsides	1-2=3	1-1=2
CK	2-2=4	1-4=5

Crew vs Toronto FC
Saturday, Sept. 10 - 7:30 p.m.
Crew Stadium (L 4-2)

	Crew	TFC
Scoring	0-2=2	2-2=4
Shots	5-8=13	9-4=13
SOG	1-5=6	6-2=8
Saves	4-0=4	1-3=4
Fouls	7-7=14	5-5=10
Offsides	1-0=1	0-1=1
CK	3-2=5	3-4=7

Crew vs Houston Dynamo
Wed., Sept. 14 - 7:30 p.m.
Crew Stadium (T 2-2)

	Crew	HOU
Scoring	0-2=2	1-1=2
Shots	2-4=6	8-9=17
SOG	0-4=4	2-2=4
Saves	1-1=2	0-2=2
Fouls	2-5=7	8-9=17
Offsides	0-0=0	1-2=3
CK	2-1=3	0-4=4

Crew at Philadelphia
Sat., Sept. 17 - 7:30 p.m.
PPL Park (L 1-0)

	Crew	PHI
Scoring	0-0=0	1-0=1
Shots	4-4=8	3-5=8
SOG	1-0=1	2-0=2
Saves	1-0=1	1-0=1
Fouls	5-5=10	1-6=7
Offsides	0-4=4	2-3=5
CK	1-3=4	1-2=3

Crew vs LA Galaxy
Saturday, Sept. 24 - 7:30 p.m.
Crew Stadium (L 1-0)

	Crew	LA
Scoring	0-0=0	0-1=1
Shots	5-9=14	9-8=17
SOG	0-5=5	2-3=5
Saves	2-2=4	0-4=4
Fouls	10-8=18	5-7=12
Offsides	3-1=4	2-0=2
CK	2-3=5	3-0=3

Crew at Sporting KC
Wed., Sept. 28 - 8:30 p.m.
LIVESTRONG Park (L 2-1)

	Crew	KC
Scoring	1-0=1	1-1=2
Shots	2-6=8	6-8=14
SOG	1-3=4	2-3=5
Saves	1-3=4	0-3=3
Fouls	7-3=10	6-9=15
Offsides	0-2=2	1-1=2
CK	0-2=2	2-4=6

Crew vs. D.C. United
Sun., Oct. 2 - 4 p.m.
Crew Stadium (W 2-1)

	Crew	DC
Scoring	0-2=2	1-0=1
Shots	9-8=17	3-6=9
SOG	0-2=2	1-1=2
Saves	0-1=1	0-1=1
Fouls	5-7=12	9-5=14
Offsides	1-2=3	0-0=0
CK	4-1=5	0-2=2

Crew at New England
Saturday, Oct. 15 - 7:30 p.m.
Gillette Stadium (W 3-0)

	Crew	NE
Scoring	1-2=3	0-0=0
Shots	5-3=8	7-5=12
SOG	1-2=3	2-1=3
Saves	2-1=3	0-0=0
Fouls	9-9=18	6-4=10
Offsides	8-7=15	0-0=0

Crew at Chicago
Saturday, Oct. 22 - 8:30 p.m.
Toyota Park (L 3-2)

	Crew	CHI
Scoring	0-2=2	2-1=3
Shots	10-16=16	11-9=20
SOG	1-3=4	4-4=8
Saves	2-3=5	1-1=2
Fouls	7-8=15	6-9=15
Offsides	2-1=3	3-0=3

Crew at Colorado (Wild Card)
Thursday, Oct 27- 10 p.m.
DSG Park (L 3-2)

	Crew	CHI
Scoring	0-0=0	1-0=1
Shots	5-4=9	11-7=18
SOG	2-1=3	6-1=7
Saves	5-1=6	2-1=3
Fouls	3-4=7	3-7=10
Offsides	5-0=5	2-3=5



DUNCAN OUGHTON

**CREW'S LONGEST TENURED
PLAYER, 2001-2010**



CREW HISTORY

ALL-TIME RECORDS VS. MLS OPPONENTS

REGULAR SEASON

Crew vs. Eastern Conference

Opponent	GP	W	L	T	OT	SO	Pts.	Pct.	Home	Away	GF	GA
Chicago	44	11	20	13	0-0-3	0-1	46	.397	6-9-6	5-11-7	65	69
D.C. United	51	20	23	8	2-0-3	0-5	68	.470	14-7-5	6-16-3	73	76
Houston	12	4	2	6	0-0-0	0-0	18	.583	3-1-2	1-1-4	15	11
Kansas City	43	20	18	5	0-0-2	0-2	65	.523	12-8-3	8-10-2	72	64
New England	54	28	16	10	1-1-3	4-1	94	.611	15-6-6	13-10-4	87	66
New York	52	23	22	7	0-2-1	0-0	76	.510	14-9-3	9-13-4	62	68
Philadelphia	4	3	1	0	0-0-0	0-0	9	.750	2-0-0	1-1-0	7	4
Toronto FC	13	5	1	7	0-0-0	0-0	22	.653	4-1-2	1-0-5	21	15
Eastern Totals	273	114	103	56	3-3-12	4-9	398	.520	70-41-27	44-62-29	402	373

Crew vs. Western Conference

Opponent	GP	W	L	T	OT	SO	Pts.	Pct.	Home	Away	GF	GA
CD Chivas USA	14	4	6	4	0-0-0	0-0	16	.429	3-1-3	1-5-1	18	21
Colorado	35	11	16	8	0-1-3	1-2	41	.429	8-6-4	3-10-4	44	48
FC Dallas	40	16	16	8	0-1-4	1-1	56	.500	11-4-6	5-12-2	54	55
Los Angeles	36	15	13	8	0-0-3	3-0	53	.527	8-4-4	7-9-4	48	42
Portland	2	1	1	0	0-0-0	0-0	3	.500	1-0-0	0-1-0	1	1
Real Salt Lake	14	9	4	1	0-0-0	0-0	28	.678	6-1-0	3-3-1	20	13
San Jose	35	18	13	4	1-1-1	2-3	58	.571	12-3-2	6-10-2	60	52
Seattle	6	0	3	3	0-0-0	0-0	3	.250	0-2-1	0-1-2	5	14
Vancouver	2	2	0	0	0-0-0	0-0	6	1.000	1-0-0	1-0-0	3	1
Western Totals	184	76	72	36	1-3-12	7-6	264	.511	50-21-20	26-51-16	253	247

Crew vs. Inactive Clubs

Opponent	GP	W	L	T	OT	SO	Pts.	Pct.	Home	Away	GF	GA
Miami	12	6	5	1	0-0-1	0-0	19	.542	5-0-1	1-5-0	24	19
Tampa Bay	23	10	13	0	0-0-0	2-3	26	.435	4-7-0	6-6-0	39	43
Inactive Totals	35	16	18	1	0-0-1	2-3	45	.471	9-7-1	7-11-0	63	62

All-Time Crew vs. MLS Totals

	GP	W	L	T	OT	SO	Pts.	Pct.	Home	Away	GF	GA
Crew Totals	492	206	193	93	4-6-24	13-18	785	.513	129-69-48	77-124-45	718	682

PLAYOFFS

Crew vs. Eastern Conference

Opponent	GP	W	L	T	OT	SO	Pct.	Home	Away	GF	GA
Chicago	1	1	0	0	0-0-0	0-0	1.00	1-0-0	0-0-0	2	1
D.C. United	8	2	6	0	0-0-0	0-0	.250	2-1-0	0-5-0	12	18
Kansas City	2	1	0	1	0-0-0	0-0	.750	1-0-0	0-0-1	3	1
New England	5	0	2	3	0-0-2	0-0	.300	0-1-1	0-1-2	3	5
New York	3	3	0	0	0-0-0	1-0	1.00	2-0-0	1-0-0	9	5
Toronto FC	0	0	0	0	0-0-0	0-0	.000	0-0-0	0-0-0	0	0
Eastern Totals	19	7	8	4	0-0-2	1-0	.474	6-2-1	1-6-3	29	30

Crew vs. Western Conference

Opponent	GP	W	L	T	OT	SO	Pct.	Home	Away	GF	GA
CD Chivas USA	0	0	0	0	0-0-0	0-0	.000	0-0-0	0-0-0	0	0
Colorado	3	1	2	0	1-1-0	0-0	.333	1-1-0	0-2-0	2	3
FC Dallas	0	0	0	0	0-0-0	0-0	.000	0-0-0	0-0-0	0	0
Houston	0	0	0	0	0-0-0	0-0	.000	0-0-0	0-0-0	0	0
Los Angeles	0	0	0	0	0-0-0	0-0	.000	0-0-0	0-0-0	0	0
Real Salt Lake	2	0	2	0	0-0-0	0-0	.000	0-1-0	0-1-0	2	4
San Jose	4	2	2	0	0-0-0	0-0	.500	1-1-0	1-1-0	5	8
Western Totals	9	3	6	0	1-1-0	0-0	.333	2-2-0	1-4-0	9	15

Crew vs. Inactive Clubs

Opponent	GP	W	L	T	OT	SO	Pct.	Home	Away	GF	GA
Miami	0	0	0	0	0-0-0	0-0	.000	0-0-0	0-0-0	0	0
Tampa Bay	7	5	2	0	0-0-0	0-0	.714	2-1-0	3-1-0	11	8
Inactive Totals	7	5	2	0	0-0-0	0-0	.714	2-1-0	3-1-0	11	8

All-Time Crew vs. MLS Playoff Totals

	GP	W	L	T	OT	SO	Pct.	Home	Away	GF	GA
Crew Totals	35	15	17	4	1-1-2	1-0	.485	10-6-1	5-11-3	50	53

ALL-TIME RESULTS

1996

Overall: 15-17 (37 pts.), 4th Place

Home: 8-8 Road: 7-9

Shootouts: 4-5, vs. East: 9-7, vs. West: 6-10

Eastern Conference Semifinals: Defeated in three games (T.B.)

Coach: Timo Liekoski (6-16), *Tom Fitzgerald (9-1)

*Fitzgerald replaced Liekoski as head coach on Aug. 2

Date	Opponent	Result	Score	Attend.
4/13	D.C.	W	4-0	25,266
4/20	TAMPA BAY	L	2-1	24,343
4/27	at New York	W	2-0	26,416
5/2	at Kansas City	L	6-4	8,848
5/5	at Dallas	L (SO)	1-0 (3-1)	35,255
5/11	NEW ENGLAND	W	3-2	24,750
5/15	at D.C.	L	5-2	7,422
5/19	COLORADO	L	4-2	20,184
5/26	at Los Angeles	L	3-2	15,231
6/1	at San Jose	L (SO)	3-2 (2-1)	16,077
6/8	KANSAS CITY	L (SO)	4-3 (4-1)	16,526
6/19	COLORADO	L (SO)	3-2 (4-1)	13,093
6/22	at Tampa Bay	W (SO)	4-3 (3-2)	8,767
6/27	at New England	W (SO)	2-1 (2-1)	15,209
6/30	NEW YORK	L	4-0	17,261
7/4	at Tampa Bay	L	4-1	18,761
7/7	at Colorado	L	2-1	7,911
7/11	NEW ENGLAND	L (SO)	2-1 (3-0)	13,751
7/20	SAN JOSE	L	4-3	18,156
7/25	TAMPA BAY	W	1-0	12,832
7/28	at D.C.	L	2-0	11,173
7/31	DALLAS	L	2-1	13,190
8/4	at Los Angeles	W (SO)	2-1 (3-2)	16,089
8/10	D.C.	W	3-2	18,587
8/14	at Dallas	W (SO)	3-2 (3-2)	7,338
8/18	SAN JOSE	W	2-0	16,629
8/24	KANSAS CITY	W	2-1	20,249
8/28	LOS ANGELES	W	2-0	16,747
9/7	at Kansas City	W	5-1	12,141
9/15	NEW YORK	W	2-0	31,550
9/18	at New York	L	1-0	14,007
9/21	at New England	W	1-0	38,633
9/25	TAMPA BAY *	L	2-0	20,807
9/28	at Tampa Bay *	W	2-1	13,009
10/2	at Tampa Bay *	L	4-1	6,871

* Playoffs

Exhibitions

Date	Opponent	Result	Score	Attend.
6/14	U.S. U-23s	L	3-2	13,630

1997

Overall: 15-17 (39 pts.), 3rd Place

Home: 11-5 Road: 4-12

Shootouts: 3-4, vs. East: 8-8, vs. West: 7-9

Eastern Conference Semifinals: Advanced in two games (T.B.)

Eastern Conference Finals: Defeated in two games (D.C.)

Coach: Tom Fitzgerald

Date	Opponent	Result	Score	Attend.
3/29	COLORADO	W (SO)	2-1 (3-2)	14,485
4/5	at Colorado	L	2-0	15,325
4/13	DALLAS	W	2-1	10,662
4/19	SAN JOSE	W (SO)	2-1 (2-1)	18,358
4/26	at New York	L	2-1	18,107
5/3	at San Jose	W	3-1	14,295
5/9	at New England	W	2-0	10,732
5/11	NEW YORK	W	3-0	14,701
5/17	at Colorado	L (SO)	2-1 (2-1)	10,054
5/22	at Kansas City	L	3-1	8,151
5/25	at Los Angeles	L	1-0	13,186
5/29	D.C.	L	3-2	12,299
6/7	at Tampa Bay	L	3-1	10,152
6/15	COLORADO	L	2-0	12,694
6/21	NEW YORK	W	2-1	17,190
7/4	KANSAS CITY	L	2-1	16,743
7/13	DALLAS	L	2-1	12,329
7/20	NEW ENGLAND	W	1-0	14,248
7/25	at D.C.	L (SO)	2-1 (3-1)	18,140
7/27	TAMPA BAY	L (SO)	1-0 (3-1)	12,329
7/30	at D.C.	L	4-2	11,504
8/2	at Los Angeles	W	2-1	24,344

8/9	at San Jose	L (SO)	2-1 (4-3)	11,799
8/16	D.C.	W	2-0	15,355
8/23	NEW ENGLAND	W	2-1	15,718
8/30	LOS ANGELES	W	2-0	16,167
9/6	at Dallas	L	3-0	10,383
9/12	at New England	L	1-0	21,619
9/14	KANSAS CITY	W	4-0	15,132
9/18	at Tampa Bay	L	2-1	6,983
9/25	at New York	W	1-0	15,570
9/28	TAMPA BAY	W (SO)	2-1 (2-1)	22,259
10/5	at Tampa Bay *	W	2-1	8,272
10/8	TAMPA BAY *	W	2-0	13,102
10/12	at D.C. *	L	3-2	11,820
10/15	D.C. *	L	1-0	9,508

* Playoffs

Exhibitions

Date	Opponent	Result	Score	Attend.
5/14	LEEDS UNITED (England)	W	2-1	10,610

1998

Overall: 15-17 (45 pts.), 2nd Place

Home: 11-5 Road: 4-12

Shootouts: 0-5, vs. East: 11-9, vs. West: 4-8

Eastern Conference Semifinals: Advanced in two games (N.Y.)

Eastern Conference Finals: Defeated in three games (D.C.)

Coach: Tom Fitzgerald

Date	Opponent	Result	Score	Attend.
3/21	at Tampa Bay	W	2-1	16,122
3/29	at Dallas	L	2-1	10,216
4/4	D.C.	W	2-1	14,148
4/11	NEW ENGLAND	W	3-2	10,121
4/18	MIAMI	W	5-1	12,636
4/26	at D.C.	L (SO)	2-1 (3-2)	11,338
4/30	at Tampa Bay	W	1-0	4,892
5/9	at Miami	L	2-0	9,010
5/17	LOS ANGELES	L	4-2	10,854
5/22	at New England	W	2-0	14,302
5/27	at Kansas City	L (SO)	2-1 (3-2)	5,027
5/30	SAN JOSE	W	4-1	10,903
6/6	at Chicago	L	2-0	19,801
6/13	D.C.	L (SO)	4-3 (4-3)	13,347
6/20	NEW YORK	W	2-1	10,801
7/3	at San Jose	L (SO)	2-1 (4-2)	10,326
7/9	CHICAGO	W	3-0	10,091
7/19	at New York	L	3-0	13,826
7/25	DALLAS	L	2-1	15,628
7/29	at Miami	L	3-2	8,182
8/8	NEW ENGLAND	W	6-1	13,712
8/12	at New York	L	3-1	12,117
8/16	KANSAS CITY	W	5-3	11,992
8/22	TAMPA BAY	W	3-1	15,110
8/29	at Los Angeles	W	3-0	19,633
9/6	NEW YORK	W	4-3	13,598
9/9	MIAMI	W	1-0	9,305
9/12	at New England	L	2-0	35,462
9/16	COLORADO	L	4-2	9,165
9/19	at Colorado	L	2-1	23,452
9/24	TAMPA BAY	L	4-3	14,552
9/27	at D.C.	L (SO)	3-2 (3-2)	14,440
9/30	NEW YORK *	W	5-3	10,996
10/3	at New York *	W (SO)	2-1 (3-2)	11,686
10/11	at D.C. *	L	2-0	17,755
10/18	D.C. *	W	4-2	13,193
10/21	at D.C. *	L	3-0	21,453

* Playoffs

1998 U.S. Open Cup

Date	Opponent	Result	Score	Attend.
7/7	at Rochester (AL)	W	2-1 (OT)	9,287
7/22	vs. Miami **	W	3-0	3,757
8/4	vs. New York ***	W	1-0	6,142
10/30	at Chicago **	L	2-1 (OT)	18,615

** at Chattanooga, Tenn. (Finley Stadium)

*** at Metairie, La. (Zephyr Field)

AL=A-League

Lost in Finals



1999

Overall: 19-13 (45 pts.), 2nd Place

Home: 10-6 Road: 9-7

Shootouts: 6-4, vs. East: 9-11, vs. West: 10-2

Eastern Conference Semifinals: Advanced in two games (T.B.)

Eastern Conference Finals: Defeated in three games (D.C.)

Coach: Tom Fitzgerald

Date	Opponent	Result	Score	Attend.
3/28	at New York	L	1-0	20,307
4/3	at Tampa Bay	W	3-2	13,456
4/8	at Los Angeles	W (SO)	2-1 (3-2)	4,825
4/17	at New England	W (SO)	1-0 (4-1)	14,732
4/24	Dallas	L	2-0	12,241
4/28	at Kansas City	W	1-0	6,069
5/9	at San Jose	W	2-1	9,931
5/15	NEW ENGLAND	W	2-0	24,741
5/22	TAMPA BAY	L (SO)	1-0 (3-1)	20,782
5/29	LOS ANGELES	W (SO)	2-1 (3-0)	16,596
6/5	at D.C.	L	1-0	18,234
6/13	D.C.	L	2-1	17,386
6/16	NEW ENGLAND	W (SO)	2-1 (2-1)	14,005
6/26	NEW YORK	W	2-1	18,632
6/30	SAN JOSE	W (SO)	4-3 (2-1)	15,397
7/4	at Colorado	W	3-0	51,025
7/7	D.C.	L (SO)	2-1 (2-0)	18,101
7/10	at Miami	L	2-0	10,123
7/24	DALLAS	W	4-1	19,356
8/1	MIAMI	W	4-0	13,891
8/8	KANSAS CITY	W	2-1	16,639
8/14	at D.C.	L	2-1	15,312
8/18	at New York	W	4-2	7,246
8/22	TAMPA BAY	L (SO)	2-1 (3-0)	19,070
8/27	at Tampa Bay	L	2-1	14,188
9/4	COLORADO	W	2-1	19,521
9/12	NEW YORK	L	2-1	14,782
9/18	at New England	W (SO)	1-0 (4-1)	16,278
9/23	at Chicago	W	2-1	13,550
9/26	MIAMI	W	2-1	15,251
10/3	at Miami	L	4-1	5,862
10/10	CHICAGO	L (SO)	3-2 (2-1)	18,979
10/17	TAMPA BAY*	W	2-0	9,188
10/22	at Tampa Bay*	W	2-0	14,392
10/31	at D.C.*	L	2-1	14,529
11/7	D.C.*	W	5-1	12,778
11/13	at D.C.*	L	4-0	21,451

* Playoffs

1999 U.S. Open Cup

Date	Opponent	Result	Score	Attend.
7/11	Carolina (D-3)	W	3-0	11,257
8/13	at Los Angeles*	W	3-1	5,478
9/1	vs. Rochester (AL)**	L	2-3	2,109

* at Cal St. Fullerton (Titan Field); ** at Virginia Beach (SportsPlex)

D-3=D-3 Pro League; AL=A-League; Lost in Semifinals

2000

Overall: 11-16-5 (38 pts.), 4th Place

Home: 7-6-3 Road: 4-10-2

vs. Central: 1-10-1, vs. East: 6-2-2, vs. West: 4-4-2

Did Not Qualify for Playoffs

Coach: Tom Fitzgerald

Date	Opponent	Result	Score	Attend.
3/18	at Tampa Bay	L	5-1	11,779
3/25	SAN JOSE	W	2-1 (2OT)	16,095
4/1	CHICAGO	L	2-0	12,952
4/8	LOS ANGELES	T	2-2 (2OT)	10,797
4/15	at New York	W	1-0	12,399
4/22	COLORADO	L	3-2	12,295
4/29	at Dallas	L	2-1	15,277
5/3	at D.C. United	W	2-1	11,872
5/6	NEW YORK	L	2-0	17,558
5/13	at Tampa Bay	L	3-1	10,212
5/20	DALLAS	W	2-1	13,548
5/27	at Miami	W	4-2	7,308
6/3	D.C. UNITED	T	1-1 (2OT)	19,431
6/7	at Dallas	L	3-2	27,815
6/10	DALLAS	T	1-1 (2OT)	14,925
6/17	at Colorado	T	0-0 (2OT)	6,442
6/24	NEW ENGLAND	W	3-1	15,039
6/28	TAMPA BAY	L	2-1	13,030
7/1	SAN JOSE	W	2-1	14,068
7/4	at Los Angeles	L	1-0	53,844
7/8	at Chicago	L	3-1	10,879
7/12	NEW ENGLAND	W	4-1	12,998

7/15	KANSAS CITY	W	2-0	18,004
7/22	at Kansas City	L	3-1	8,629
8/2	at San Jose	W	2-1	7,643
8/5	at New England	T	1-1 (2OT)	19,809
8/16	MIAMI	W	2-0	16,192
8/26	at New England	L	2-1	17,867
8/30	TAMPA BAY	L	4-3	15,941
9/1	at San Jose	L	3-0	26,853
9/6	at Chicago	L	3-1	7,075
9/9	CHICAGO	L	3-2	24,347

Exhibitions

Date	Opponent	Result	Score	Attend.
5/24	Hamburg SV (Germany)	W	4-2	12,776
7/26	Newcastle United (England)	T	2-2	18,212

2000 U.S. Open Cup

Date	Opponent	Result	Score	Attend.
6/14	at Cape Cod (D-3) *	W	2-0	848
7/19	Hamp. Rds. (AL)	W	4-1	3,297
8/9	NEW YORK	T (L)	1-1 (6-7 PKs)	4,177

* at South Yarmouth, MA; D-3=D-3 Pro League; AL=A-League; Lost in Quarterfinals

2001

Overall: 13-7-6 (45 pts.), 2nd Place

Home: 7-1-5 Road: 5-6-1

vs. Central: 6-3-2, vs. East: 4-3-1, vs. West: 3-1-3

League Quarterfinals: Defeated in two games (S.J.)

Coach: Tom Fitzgerald (11-3-2), Greg Andrus (12-4-4) *

* Andrus replaced Fitzgerald as head coach on May 17

Date	Opponent	Result	Score	Attend.
4/7	CHICAGO	T	1-1 (2OT)	17,947
4/14	at Tampa Bay	W	2-1	16,823
4/21	KANSAS CITY	L	3-0	14,488
5/5	MIAMI	T	0-0 (2OT)	13,975
5/12	at Dallas	L	4-0	14,087
5/16	at New England	L	2-1	7,864
5/19	D.C. UNITED	W	2-1 (OT)	18,491
5/26	COLORADO	T	3-3 (2OT)	12,630
6/2	LOS ANGELES	T	1-1 (2OT)	15,174
6/9	at Chicago	L	1-0	15,233
6/16	TAMPA BAY	W	6-1	19,128
6/23	at Dallas	W	2-1	10,940
6/30	at Miami	L	4-3	14,856
7/4	at Los Angeles	W	2-0	52,634
7/7	DALLAS	T	2-2 (2OT)	18,937
7/18	NEW YORK	W	2-1	15,855
7/21	SAN JOSE	W	2-1	20,272
8/1	CHICAGO	W	3-0	17,705
8/4	at Kansas City	W	3-1	9,292
8/11	at San Jose	T	2-2 (2OT)	8,119
8/15	DALLAS	W	3-0	19,008
8/19	at NEW YORK	W	1-0	16,229
8/25	at D.C. United	L	2-1	13,855
8/29	at Chicago	L	2-1	12,733
9/1	NEW ENGLAND	W	4-1	24,033
9/9	at Tampa Bay	W	2-1	9,932
9/12	at Colorado	Cancelled^		
9/15	TAMPA BAY	Cancelled^		
9/22	SAN JOSE*	L	3-1	20,883
9/26	at San Jose*	L	3-0	10,419

* Playoffs;

^ End of regular season cancelled following 9/11 terrorist attacks

FC (CONCACAF) GIANTS CUP

Date	Opponent	Result	Score	Attend.
4/4	at Saprissa (Costa Rica)	L	2-0	N/A
4/11	SAPRISSA (Costa Rica)	T	1-1	8,887

Exhibitions

Date	Opponent	Result	Score	Attend.
5/29	BAYER LEVERKUSEN (Germany)	W	4-3	9,389

2001 U.S. Open Cup

Date	Opponent	Result	Score	Attend.
6/27	Carolina (D-3)	W	5-1	9,339
7/11	MIAMI	W	2-1	4,916
7/24	at New England	L	2-1	5,695

D-3=D-3 Pro League; Lost in Quarterfinals

2002

Overall: 11-12-5 (38 pts.), 1st Place *

*Tied with N.E., which won head-to-head tie breaker over the Crew (2-1-1)

Home: 6-4-4 Road: 5-8-1

vs. Eastern: 7-7-2, vs. Western: 4-5-3

League Quarterfinals: Advanced in two games (S.J.)

League Semifinals: Defeated in three games (N.E.)

Coach: Greg Andrulis

Date	Opponent	Result	Score	Attend.
3/23	CHICAGO	L	2-0	18,450
3/27	at New York	W	1-0	45,511
4/6	NEW YORK	L	2-1 (2OT)	11,103
4/20	NEW ENGLAND	L	2-0	13,493
4/27	D.C. UNITED	W	1-0	14,997
5/4	at San Jose	L	3-2	6,317
5/12	at D.C. United	T	1-1 (2OT)	30,413
5/18	SAN JOSE	W	2-0	15,712
5/25	DALLAS	T	1-1 (2OT)	13,773
6/2	at Chicago	L	5-4	10,241
6/12	at New England	W	2-1 (2OT)	7,701
6/15	SAN JOSE	W	2-1	19,085
6/19	KANSAS CITY	T	1-1 (2OT)	14,098
6/29	at Dallas	L	1-0 (2OT)	16,186
7/4	at New England	L	4-1	10,903
7/6	NEW YORK	L	3-2	19,756
7/13	at D.C. United	W	3-1	13,665
7/20	COLORADO	T	1-1 (2OT)	21,432
7/24	D.C. UNITED	W	1-0	17,368
7/27	at Los Angeles	L	2-1	14,177
7/31	at New York	W	3-2	10,602
8/10	at Colorado	L	2-1	13,252
8/14	LOS ANGELES	W	3-2	17,860
8/18	at Kansas City	W	4-0	8,364
8/31	NEW ENGLAND	T	0-0 (2OT)	24,422
9/7	at San Jose	L	4-3 (OT)	14,792
9/14	CHICAGO	W	2-0	22,459
9/22	at Chicago	L	2-1	15,487
9/25	at San Jose*	W	2-1	8,069
9/28	SAN JOSE*	W	2-1	13,004
10/6	at New England*	T	0-0 (2OT)	11,387
10/9	NEW ENGLAND*	L	1-0	10,245
10/12	at New England*	T	2-2 (2OT)	9,216

* Playoffs

Exhibitions

Date	Opponent	Result	Score	Attend.
5/15	FC NURNBERG (Germany)	W	7-2	8,805
6/26	CLUB TIGRES (Mexico)	L	2-1	9,274

2002 U.S. Open Cup

Date	Opponent	Result	Score	Attend.
7/17	RICHMOND (AL)	W	3-0	7,887
8/7	at New York	W	2-1	8,314
9/10	KANSAS CITY	W	3-2 (2OT)	2,103
10/24	LOS ANGELES	W	1-0	6,054

AL=A-League

U.S. Open Cup Champions

2003

Overall: 10-12-8 (38 pts.), 5th Place

Home: 6-3-6 Road: 4-9-2

vs. Eastern: 5-6-5, vs. Western: 5-6-3

Did Not Qualify for Playoffs

Coach: Greg Andrulis

Date	Opponent	Result	Score	Attend.
4/5	LOS ANGELES	T	1-1 (2OT)	22,058
4/12	at New York	W	1-0	23,786
4/19	at New England	W	2-1	15,827
4/26	NEW YORK	L	1-0	12,165
5/3	at Kansas City	T	2-2 (2OT)	16,006
5/10	COLORADO	W	2-0	16,555
5/17	at San Jose	L	4-3	7,180
5/24	NEW ENGLAND	L	3-2	13,186
5/31	NEW YORK	T	1-1 (2OT)	12,518
6/7	SAN JOSE	W	1-0	16,481
6/14	at D.C. United	L	3-0	13,907
6/21	at San Jose	L	2-1	8,058
6/28	D.C. UNITED	W	3-0	16,489
7/5	DALLAS	T	0-0 (2OT)	14,412
7/19	KANSAS CITY	L	1-0	16,472
7/23	NEW ENGLAND	T	1-1 (2OT)	14,632
7/30	at Los Angeles	L	2-1	21,806

8/9	at Los Angeles	L	3-1	22,063
8/13	CHICAGO	T	2-2 (2OT)	17,193
8/16	at Colorado	L	2-1 (OT)	11,671
8/23	at Dallas	W	2-1	7,950
8/31	KANSAS CITY	W	1-0	18,147
9/6	at Chicago	T	1-1 (2OT)	15,136
9/13	DALLAS	W	3-2	16,049
9/20	at New York	L	1-0 (2OT)	16,507
9/28	at New England	L	3-2 (2OT)	8,594
10/4	D.C. UNITED	T	1-1 (2OT)	17,995
10/10	at Chicago	L	2-0	30,845
10/19	at D.C. United	W	3-2 (2OT)	14,368
10/26	CHICAGO	W	6-2	19,404

2003 U.S. Open Cup

Date	Opponent	Result	Score	Attend.
8/6	NEW YORK	L	3-4	5,509

Lost in Round of 16

2003 CONCACAF CHAMPIONS CUP

Date	Opponent	Result	Score
3/16	at DAU (Panama)	L	1-2
3/23	DAU (PANAMA)	W	3-0 (won 4-2 agg.)
4/9	at Morelia (Mexico)	L	0-6
4/16	MORELIA (MEXICO)	W	2-0 (lost 6-2 agg.)

Lost in Quarterfinals

2004

Overall: 12-5-13 (49 pts.), 1st Place

Eastern Conference Regular Season Champions; Supporters' Shield Winners

Home: 8-2-5 Road: 4-3-8

vs. Eastern: 7-2-7, vs. Western: 5-3-6

Eastern Conference Semifinals: Defeated in two games (N.E.)

Coach: Greg Andrulis

Date	Opponent	Result	Score	Attend.
4/3	NEW YORK	L	3-1	20,356
4/17	at Kansas City	L	1-0	9,682
4/24	at Los Angeles	L	2-0	20,317
5/1	DALLAS	T	0-0	13,271
5/8	at D.C. United	T	1-1	18,376
5/15	NEW ENGLAND	W	1-0	16,694
5/23	at Chicago	W	3-1	10,854
5/29	SAN JOSE	W	1-0	14,555
6/6	at New England	W	2-1	7,047
6/12	KANSAS CITY	T	2-2	13,680
6/19	at D.C. United	L	3-1	17,176
6/26	COLORADO	L	2-1	13,407
7/3	CHICAGO	W	2-0	13,059
7/10	at Dallas	T	0-0	7,223
7/17	NEW ENGLAND	T	1-1	13,373
7/24	at Colorado	T	0-0	8,437
7/28	DALLAS	W	2-1	13,069
8/7	at New England	T	2-2	9,156
8/14	at Los Angeles	T	0-0	21,285
8/18	KANSAS CITY	W	2-1	14,580
8/21	D.C. UNITED	T	2-2	23,849
8/29	at New York	T	1-1	14,397
9/4	LOS ANGELES	W	3-1	17,928
9/8	at San Jose	W	1-0	7,137
9/18	NEW YORK	W	4-2	18,233
9/25	D.C. UNITED	W	1-0	23,775
10/2	CHICAGO	T	3-3	23,250
10/6	at Chicago	W	1-0	10,158
10/9	at New York	T	1-1	15,007
10/16	at Colorado	T	1-1	12,412
10/23	at New England*	L	1-0	5,679
10/31	NEW ENGLAND*	T	1-1	15,224

* Playoffs

2004 U.S. Open Cup

Date	Opponent	Result	Score	Attend.
6/30	SYRACUSE (AL)	W	2-1	5,288
7/20	CHICAGO	L	2-1 (OT)	5,426

AL=A-League

Lost in Round of 16

2005

Overall: 11-16-5 (38 pts.), 6th Place

Home: 7-8-1 Road: 4-8-4

vs. Eastern: 5-11-4 vs. Western: 6-5-1

Did Not Qualify for Playoffs

Coach: Greg Andrusis (4-10-2), Robert Warzycha (7-6-3) *

* Warzycha replaced Andrusis as interim head coach on July 16

Date	Opponent	Result	Score	Attend.
4/2	LOS ANGELES	W	3-0	14,358
4/9	at New England	L	3-0	9,727
4/15	D.C. UNITED	W	1-0	12,449
4/23	at Colorado	L	2-0	10,165
4/30	CHICAGO	L	2-0	11,111
5/07	at D.C. United	L	3-1	14,894
5/14	KANSAS CITY	L	4-0	9,260
5/21	REAL SALT LAKE	W	2-0	10,575
5/25	at Los Angeles	T	0-0	18,066
5/28	NEW YORK	L	3-0	9,413
6/11	COLORADO	W	1-0	11,224
6/18	at NEW YORK	L	3-2	11,666
6/22	NEW ENGLAND	L	3-1	10,799
6/29	at Kansas City	T	1-1	5,519
7/2	D.C. UNITED	L	1-0	12,998
7/09	SAN JOSE	L	2-1	12,539
7/16	at Chicago	T	1-1	54,432
7/20	NEW YORK	W	1-0	10,990
7/23	KANSAS CITY	W	2-0	14,579
8/6	at San Jose	L	2-1	9,465
8/14	at New York	L	2-1	10,775
8/20	FC DALLAS	W	1-0	15,525
8/26	at Kansas City	W	1-0	6,030
9/3	at Chivas USA	W	3-0	15,770
9/10	at New England	L	3-1	9,167
9/17	CHICAGO	L	2-1	18,517
9/21	NEW ENGLAND	T	1-1	11,769
9/24	at Real Salt Lake	W	2-1	14,352
10/1	CHIVAS USA	L	1-0	20,548
10/5	at FC Dallas	L	2-1	6,961
10/8	at Chicago	W	2-1	21,090
10/15	at D.C. United	T	2-2	22,463

Exhibitions

Date	Opponent	Result	Score	Attend.
6/4	CAIOUCA (Chile)	W	4-1	6,022
7/27	FULHAM FC (England)	W	2-1	

2005 U.S. Open Cup

Date	Opponent	Result	Score	Attend.
8/3	FC DALLAS	L	3-1	1,222

Lost in Round of 32

2006

Overall: 8-15-9 (33 pts.), 6th Place

Home: 4-6-6 Road: 4-9-3

vs. Eastern: 3-12-5 vs. Western: 5-3-4

Did Not Qualify for Playoffs

Coach: Sigi Schmid

Date	Opponent	Result	Score	Attend.
4/1	at Kansas City	L	1-3	18,143
4/8	at Colorado	L	1-3	12,124
4/15	CHICAGO	T	1-1	20,818
4/22	at Los Angeles	W	1-0	19,666
4/29	KANSAS CITY	L	0-1	13,399
5/6	at Real Salt Lake	W	1-0	15,804
5/13	COLORADO	W	1-0	8,920
5/20	D.C. UNITED	T	1-1	12,646
5/31	at D.C. United	L	1-5	11,725
6/3	at FC Dallas	W	2-1	11,085
6/10	KANSAS CITY	L	0-1	11,754
6/18	at Chivas USA	L	0-2	12,293
6/21	NEW ENGLAND	T	1-1	9,491
6/24	CHIVAS USA	T	1-1	12,095
6/28	at New York	T	0-0	7,783
7/4	at Houston	T	1-1	8,497
7/8	D.C. UNITED	L	0-1	14,134
7/15	at D.C. United	L	2-3	20,227
7/19	NEW YORK	L	0-2	10,537
7/22	LOS ANGELES	T	1-1	16,942
7/29	at Chicago	T	0-0	11,626
8/12	at Kansas City	L	0-4	9,145
8/16	REAL SALT LAKE	L	1-2	14,618

8/19	NEW YORK	W	1-0	20,149
8/27	at New England	L	0-1	12,112
9/2	NEW ENGLAND	W	3-0	11,341
9/9	CHICAGO	L	1-2	10,472
9/16	at New York	L	0-1	11,141
9/23	HOUSTON	T	1-1	11,878
9/30	FC Dallas	W	3-1	13,505
10/7	at Chicago	W	4-1	20,054
10/14	at New England	L	0-1	19,166

Exhibitions

Date	Opponent	Result	Score	Attend.
7/26	EVERTON FC (England)	T	1-1	10,259
11/8	CSD MUNICIPAL (Guatemala)	W	2-0	5,704

2006 U.S. Open Cup

Date	Opponent	Result	Score	Attend.
7/12	at Michigan (PDI) *	W	4-1	N/A
8/1	at D.C. United **	L	2-1 (OT)	4,774

* at Rochester Hills, Mich., PDI=USL Premier Development League

** at Germantown, Md.

Lost in Round of 16

2007

Overall: 9-11-10 (37 pts.), 6th Place

Home: 5-5-5 Road: 4-6-5

vs. Eastern: 7-6-5 vs. Western: 2-5-5

Did Not Qualify for Playoffs

Coach: Sigi Schmid

Date	Opponent	Result	Score	Attend.
4/7	NEW YORK	T	0-0	13,782
4/14	Real Salt Lake	T	0-0	16,157
4/19	NEW ENGLAND	T	2-2	13,290
4/28	D.C. UNITED	W	1-0	13,572
5/5	Kansas City	L	1-0	7,426
5/12	CHIVAS USA	T	1-1	12,545
5/19	New York	L	4-0	10,321
5/26	Toronto FC	T	2-2	11,755
6/3	Chicago	L	3-2	10,115
6/10	HOUSTON	L	2-1	12,661
6/16	New England	T	3-3	22,412
6/20	KANSAS CITY	W	2-1	10,254
6/23	Los Angeles	W	3-2	20,109
6/30	NEW YORK	W	1-0	11,435
7/4	Colorado	T	0-0	18,086
7/7	REAL SALT LAKE	W	2-0	14,203
7/14	Chivas USA	L	2-1	10,214
7/22	TORONTO FC	W	2-0	13,479
8/4	Chicago	T	0-0	20,358
8/11	FC Dallas	L	3-2	14,818
8/18	D.C. UNITED	L	2-0	21,639
8/25	Houston	T	1-1	14,351
9/2	COLORADO	T	2-2	16,036
9/8	CHICAGO	L	1-0	19,983
9/15	Kansas City	L	3-2	10,217
9/22	Toronto FC	W	2-1	20,127
9/30	LOS ANGELES	L	2-1	24,300
10/6	FC DALLAS	L	3-1	19,517
10/13	New England	W	3-2	22,295
10/20	D.C. United	W	3-2	23,149

Exhibitions

Date	Opponent	Result	Score	Attend.
7/28	ASTON VILLA FC (England)	L	3-1	10,317
11/13	TECOS UAG (Mexico)	W	2-0	5,430

2007 U.S. Open Cup

Date	Opponent	Result	Score	Attend.
4/24	LOS ANGELES	L	1-0	5,424

Lost in Qualifying Round 1

2008

Overall: 17-6 (57 pts.), 1st Place
 Supporters' Shield Winners; MLS Cup Champions
 Home: 11-2-2 Road: 6-5-4
 vs. Eastern: 8-3-5 vs. Western: 9-4-1
 Eastern Conference Semifinals: Advanced in two games (K.C.)
 Eastern Conference Finals: Defeated CHI
 MLS Cup: Defeated N.Y.
 Coach: Sigi Schmid

Date	Opponent	Result	Score	Attend.
3/29	TORONTO FC	W	2-0	13,843
4/5	New York	L	2-0	17,119
4/12	CHIVAS USA	W	4-3	6,733
4/17	D.C. United	W	2-1	13,329
4/26	HOUSTON	W	1-0	15,271
5/3	KANSAS CITY	W	2-1	10,447
5/10	San Jose	W	3-2	9,318
5/17	Toronto FC	T	0-0	20,358
5/24	NEW ENGLAND	L	1-0	5,621
5/31	Chivas USA	L	2-0	12,388
6/7	SAN JOSE	L	2-0	11,704
6/14	Kansas City	W	3-0	10,385
6/21	Los Angeles	T	3-3	27,000
6/28	COLORADO	W	2-1	12,254
7/5	CHICAGO	T	2-2	17,172
7/12	Real Salt Lake	L	2-0	12,378
7/17	KANSAS CITY	T	3-3	16,117
7/27	Colorado	W	2-0	10,647
8/2	Houston	L	2-0	15,371
8/16	FC DALLAS	W	2-1	17,647
8/23	REAL SALT LAKE	W	3-0	12,448
8/30	FC Dallas	W	2-1	10,590
9/6	NEW ENGLAND	W	4-0	16,918
9/13	Toronto FC	T	1-1	19,657
9/18	NEW YORK	W	3-1	10,881
9/27	New England	W	1-0	15,035
10/4	LOS ANGELES	W	1-0	22,685
10/12	Chicago	T	2-2	14,994
10/18	New York	L	3-1	18,546
10/26	D.C. UNITED	W	1-0	19,591
11/1	Kansas City*	T	1-1	10,385
11/8	KANSAS CITY*	W	2-0	11,153
11/13	CHICAGO*	W	2-1	14,688
11/23	NEW YORK*	W	3-1	27,000

Exhibitions

Date	Opponent	Result	Score	Attend.
7/9	INDEPENDIENTE (Argentina)	W	2-1	5,383
7/20	WEST HAM UNITED (England)	L	3-1	9,117

2008 U.S. Open Cup

Date	Opponent	Result	Score	Attend.
5/27	REAL SALT LAKE	W	2-0	4,816
6/10	Chicago Fire	L	3-2 (OT)	3,829

2009

Overall: 13-7-10 (49 pts.), 1st Place
 Supporters' Shield Winners
 Home: 9-2-4 Road: 4-5-6
 vs. Eastern: 5-3-6 vs. Western: 8-4-4
 Eastern Conference Semifinals: Defeated in two games (RSL)
 Coach: Robert Warzycha

Date	Opponent	Result	Score	Attend.
3/21	at Houston	T	1-1	16,053
3/28	TORONTO FC	T	1-1	14,686
4/2	Real Salt Lake	L	4-1	11,806
4/5	at Chivas USA	L	2-1	12,827
4/11	COLORADO	T	1-1	7,465
4/25	CHICAGO	T	2-2	16,628
5/2	at Toronto FC	T	1-1	19,998
5/9	KANSAS CITY	W	3-2	14,271
5/17	at Los Angeles	T	1-1	16,649
5/27	SAN JOSE	W	2-1	8,793
5/30	at Seattle	T	1-1	29,126
6/6	at Kansas City	W	2-0	10,385
6/14	CHIVAS USA	W	2-1	12,658
6/20	at FC Dallas	L	2-1	8,041
6/27	NEW YORK	W	1-0	15,575
7/4	D.C. UNITED	T	1-1	14,370
7/11	at Chicago	T	0-0	18,123
7/18	REAL SALT LAKE	W	3-1	12,922
7/25	TORONTO FC	W	3-2	13,775
8/1	at Colorado	W	1-0	10,851
8/8	at San Jose	W	3-0	61,572
8/15	FC DALLAS	W	2-0	19,115

8/30	at New York	L	1-0	10,323
9/13	HOUSTON	W	2-1	14,306
9/20	at Chicago	T	2-2	16,549
9/26	LOS ANGELES	W	2-0	20,966
10/3	SEATTLE	L	1-0	14,372
10/10	at New England	W	1-0	13,297
10/17	at D.C. United*	L	1-0	16,274
10/25	NEW ENGLAND	L	1-0	16,797
10/31	at Real Salt Lake*	L	1-0	11,499
11/4	REAL SALT LAKE*	L	3-2	10,109

2009 U.S. Open Cup

Date	Opponent	Result	Score	Attend.
6/30	at Rochester (USL-1)	T	0-0 (3-5 PK)	6,098

2009/10 CONCACAF Champions League

Date	Opponent	Result	Score	Attend.
8/18	PUERTO RICO	W	2-0	6,161
8/26	Cruz Azul (Mexico)	L	5-0	2,669
9/16	Saprissa (Costa Rica)	W	1-0	5,600
9/23	CRUZ AZUL (Mexico)	L	2-0	7,921
9/29	SAPRISSA (Costa Rica)	T	1-1	5,715
10/20	Puerto Rico	T	1-1	300

Group Stage

2010

Overall: 14-8-8 (50 pts.), 2nd Place
 Home: 10-3-2 Road: 4-5-6
 vs. Eastern: 10-2-2 vs. Western: 4-6-6
 Eastern Conference Semifinals: Defeated PK Shootout (COL)
 Coach: Robert Warzycha

Date	Opponent	Result	Score	Attend.
3/27	TORONTO FC	W	2-0	13,536
4/10	at FC Dallas	T	2-2	10,556
4/24	REAL SALT LAKE	W	1-0	14,322
5/1	at Seattle	T	1-1	36,219
5/8	NEW ENGLAND	W	3-2	10,197
5/15	CHIVAS USA	W	1-0	15,027
5/20	at New York	W	3-1	11,940
5/23	at Kansas City	W	1-0	10,385
5/29	LOS ANGELES	L	2-0	18,139
6/2	at San Jose	T	2-2	8,033
6/5	at Colorado	L	1-0	14,318
6/26	D.C. UNITED	W	2-0	15,335
7/3	CHICAGO	W	2-1	14,017
7/10	at Houston	T	0-0	13,486
7/14	KANSAS CITY	L	1-0	11,304
7/17	NEW YORK	W	2-0	14,378
7/24	HOUSTON	W	3-0	13,585
7/31	at Chivas USA	L	3-1	13,419
8/5	at Philadelphia	W	2-1	18,001
8/14	at Real Salt Lake	L	2-0	16,906
8/21	COLORADO	W	3-1	16,063
8/28	FC DALLAS	T	0-0	16,708
9/4	at D.C. United	W	1-0	12,075
9/11	at Los Angeles	L	3-1	19,482
9/18	SEATTLE	L	4-0	17,144
9/25	at New England	T	2-2	13,533
10/2	SAN JOSE	T	0-0	10,867
10/8	at Chicago	L	2-0	15,124
10/16	at Toronto FC	T	2-2	18,084
10/24	PHILADELPHIA	W	3-1	19,006
10/28	at Colorado*	L	1-0	11,872
11/6	COLORADO*	W	2-1	10,322

* Playoff Games

2010 U.S. Open Cup

Date	Opponent	Result	Score	Attend.
6/29	ROCHESTER RHINOS	W	2-1	1,790
7/6	CHARLESTON BATTERY	W	3-0	1,847
9/1	at D.C. United	W	2-1	3,411
10/5	at Seattle Sounders	L	2-1	31,311

2009/10 CONCACAF Champions League (quarterfinals)

Date	Opponent	Result	Score	Attend.
3/9	TOLUCA (Mexico)	T	2-2	4,402
3/17	Toluca (Mexico)	L	2-3	6,946

2010/11 CONCACAF Champions League (Group Stage)

Date	Round	Opponent	Result	Score
8/18	Rd. 1	MUNICIPAL	W	1-0
8/24	Rd. 2	at Santos	L	1-0
9/14	Rd. 3	JOE PUBLIC	W	3-0
9/21	Rd. 4	SANTOS	W	1-0
9/29	Rd. 5	at Municipal	L	2-1
10/21	Rd. 6	at Joe Public	W	4-1



2011

Overall: 13-13-8 (47 pts.)

3rd Place (Eastern Conference)

Home: 9-3-5 Road: 4-10-3

vs. East 3-3-3 vs. West 4-3-3

Playoffs: Lost to Colorado in Wild Card game

Coach: Robert Warzycha

Date	Opponent	Result	Score	Attend.
3/19	D.C. United	L	3-1	18,132
3/26	NEW YORK	T	0-0	10,306
4/1	FC DALLAS	W	2-0	14,549
4/9	Chivas	T	0-0	13,385
4/16	KANSAS CITY	W	1-0	7,695
4/23	Toronto FC	T	1-1	20,145
4/30	VANCOUVER	W	2-1	11,298
5/7	SEATTLE	T	1-1	7,148
5/14	San Jose	L	3-0	9,142
5/21	Portland	L	1-0	18,625
5/28	CHIVAS USA	T	3-3	9,431
6/4	New York	T	1-1	20,393
6/8	REAL SALT LAKE	W	2-1	9,650
6/12	CHICAGO	L	1-0	13,498
6/18	Houston	W	2-0	13,039
6/26	COLORADO	W	4-1	10,771
7/2	FC Dallas	L	2-0	20,704
7/6	Vancouver	W	1-0	19,709
7/16	SAN JOSE	T	0-0	14,109
7/20	LA Galaxy	L	1-0	24,709
7/23	PORTLAND	W	1-0	11,246
7/30	Real Salt Lake	W	2-0	18,516
8/5	Colorado	L	2-0	14,503
8/13	NEW ENGLAND	W	3-1	13,041
8/20	PHILADELPHIA	W	2-1	13,869
8/27	Seattle	L	6-2	36,364
9/10	TORONTO FC	L	4-2	13,058
9/14	HOUSTON	T	2-2	10,709
9/17	Philadelphia	L	1-0	18,906
9/24	LA GALAXY	L	1-0	21,203
9/28	Kansas City	L	2-1	17,838
10/2	D.C. UNITED	W	2-1	15,566
10/15	New England	W	3-0	16,285
10/22	Chicago	L	3-2	20,237

2010 U.S. Open Cup

Date	Opponent	Result	Score	Attend.
6/28	RICHMOND KICKERS	L	2-1	1,845

2010/11 CONCACAF Champions League (Knockout Stage)

Date	Round	Opponent	Result	Score
2/22	QF	REAL SALT LAKE	T	0-0
3/1	QF	Real Salt Lake	L	4-1

Exhibitions

Date	Opponent	Result	Score	Attend.
7/26	NEWCASTLE UNITED (England)	L	3-0	11,224

ALL-TIME MLS CREW COACHING RECORDS

Coach.....Year(s)	Overall			Regular Season			Playoffs			Pct.	W	L	T	Pct.
	Games	W	L	T	Pct.	W	L	T	Pct.					
Timo Liekoski.....1996	22	6	16	-	.273	6	16	-	.273		-	-	-	.000
Tom Fitzgerald.....1996-01	161	79	75	7	.512	70	67	7	.510		9	8	0	.529
Greg Andrusis.....2001-05	133	51	47	35	.520	49	43	32	.524		2	4	3	.389
Sigi Schmid.....2006-08	96	37	33	26	.521	34	33	25	.505		3	0	1	.875
Robert Warzycha.....2005-'09-'11	115	48	38	29	.543	47	34	29	.559		1	4	0	.200
All Coaches.....16 Years	527	221	209	97	.511	206	193	93	.513		15	16	4	.486

COACHING QUICK NOTES

- Fitzgerald replaced Liekoski 22 games into the 1996 season and was named permanent head coach at the conclusion of the 1996 season.
- Andrusis replaced Fitzgerald six games into the 2001 season and was named permanent head coach at the conclusion of the 2001 season.
- Warzycha replaced Andrusis on an interim basis 16 games into the 2005 season. He remained on the coaching staff under Sigi Schmid.
- Warzycha took over for Sigi Schmid, as head coach, in 2009 after he left for the Seattle Sounders.

The late Tom Fitzgerald led the Crew to three consecutive appearances in the Eastern Conference Finals (1997-99).

ALL-TIME REGULAR SEASON STATISTICS

INDIVIDUAL STATISTICS

#	P	PLAYER	GP	GS	MIN	G	A	SHT	SOG	FC	FS	OFF	CK	C	E
33	F	Jeff Cunningham	203	116	11971	64	44	430	192	159	308	184	19	14	1
20	F	Brian McBride	161	158	13973	62	45	460	206	132	407	81	2	11	0
14	F	Stern John	55	51	4463	44	7	220	92	99	122	76	0	2	0
12	F	Edson Buddle	106	75	6852	42	15	269	112	135	100	72	2	7	0
7	M	Guillermo Barros Schelotto	102	96	8182	33	41	208	97	84	214	76	423	14	0
99	F	Dante Washington	76	53	4945	28	14	156	88	78	123	40	1	1	0
12	M	Eddie Gaven	165	154	13362	26	19	287	135	130	319	55	156	9	0
10	M	Brian Maisonneuve	172	159	13920	23	37	187	85	316	247	28	21	20	0
10	F	Alejandro Moreno	74	69	6238	20	12	122	62	111	192	79	0	8	0
19	M	Robert Warzycha	160	134	12149	19	61	319	111	184	275	22	503	28	2
12	F	Pete Marino	57	25	2929	19	8	90	60	71	64	58	1	2	0
17	F	Brian West	132	99	8945	18	29	126	57	170	151	64	6	14	0
9	F	Jason Garey	83	40	3776	15	6	85	47	54	32	38	3	5	0
10	F	Andres Mendoza	37	26	2226	15	2	78	33	22	16	35	0	1	0
18	M	Robbie Rogers	106	93	8406	13	16	198	72	108	207	37	54	7	0
14	D	Chad Marshall	199	196	17436	13	10	135	54	182	118	3	3	8	1
32	F	Sтивен Lenhart	63	30	2983	13	4	95	39	85	64	43	0	5	2
20	F	Emilio Renteria	42	25	2193	13	3	79	33	58	61	33	0	2	1
14	M	John Wilmar Perez	75	66	5961	12	22	93	35	64	146	6	121	7	0
12	M	Jason Farrell	98	67	6012	11	17	105	45	71	45	14	28	5	0
16	M	Ross Paule	50	48	4271	11	9	50	28	65	37	2	120	4	0
21	M	Kyle Martino	106	93	8169	10	19	118	54	138	293	34	37	12	2
22	F	Marcelo Carrera	66	31	3158	8	7	69	33	45	69	9	60	1	0
2	M	Frankie Hejduk	147	143	12817	7	16	122	55	189	193	14	0	39	3
13	D	Ansil Elcock	116	92	8579	6	13	57	25	176	138	13	6	20	2
11	M	Adrian Paz	27	19	1802	6	10	48	25	36	54	36	23	1	0
6	M	Todd Yeagley	138	113	10081	6	8	34	15	159	157	6	2	16	2
2	D	Mike Lapper	110	99	9038	5	10	47	16	149	109	1	0	18	1
17	M	Emmanuel Ekpo	101	71	6362	5	9	100	24	105	106	12	10	16	3
15	M	Doctor Khumalo	43	41	3253	5	6	48	26	47	69	13	10	4	0
5	D	Thomas Dooley	63	57	5015	5	4	57	29	48	48	2	0	3	0
10	F	Joseph Nwagwenya	25	22	1816	5	3	32	15	32	36	30	0	5	2
3	F	Brad Evans	30	19	1864	5	2	39	14	13	14	2	0	3	1
4	D	Andy Iro	58	45	4005	5	1	27	7	53	26	3	0	8	2
22	M	Adam Moffat	44	36	3085	5	1	66	23	46	24	7	1	12	1
16	F	Kei Kamara	36	13	1405	5	0	42	16	29	26	17	1	1	0
9	M	Billy Thompson	75	61	5353	4	18	50	22	44	114	11	83	4	0
26	F	Cornell Glen	22	13	1241	4	4	52	20	24	35	18	0	5	1
11	M	Ned Grabavoy	36	27	2481	4	4	44	20	31	40	4	13	3	0
26	F	Andy Herron	18	10	794	4	2	19	10	17	8	7	4	2	0
18	F	Knox Cameron	30	12	1159	4	1	18	8	24	10	10	1	0	0
3	D	Mike Clark	221	216	18942	3	13	69	26	308	197	16	0	40	4
8	D	Duncan Oughton	136	93	9018	3	13	89	39	176	185	10	32	23	0
6	M	Eric Denton	67	63	5521	3	7	22	13	75	57	3	20	12	0
16	M	Rob Smith	67	36	3743	3	5	40	15	67	29	12	12	6	0
15	M	Stefani Miglioranza	37	24	2093	3	3	20	7	31	13	2	0	4	0
5	D	Paul Caligiuri	22	21	1869	3	2	15	5	24	22	1	1	2	1
22	F	A.J. Wood	16	16	1276	3	2	34	10	19	20	7	0	0	0
32	F	Tommy Heinemann	28	12	1315	3	1	45	15	26	23	21	1	4	0
22	M	Sebastian Rozentel	20	15	1231	3	1	29	12	17	24	3	44	1	0
11	F	John Wolyniec	18	8	922	3	1	20	9	15	14	7	1	0	0
30	M	Eric Vasquez	23	12	1207	3	0	18	7	15	12	1	12	0	0
15	D	Mike Duhaney	45	39	3369	2	4	24	13	53	46	9	0	3	0
16	M	Brian Carroll	84	83	7375	2	3	33	7	79	31	1	1	13	0
11	M	Dilly Duka	25	18	1559	2	3	27	9	25	20	1	2	3	0
19	M	Chris Henderson	21	21	1767	2	3	28	9	25	20	12	38	2	0
31	M	Josh Gardner	22	21	1812	2	2	22	7	13	3	0	31	0	0
23	D	Ezra Hendrickson	60	48	4408	2	2	31	13	65	18	3	0	7	1
34	M	Jacob Thomas	28	17	1476	2	2	37	17	18	41	19	2	1	0
23	D	Eric Brunner	39	36	3217	2	1	18	5	26	25	1	1	5	0
20	M	Tony Sanneh	6	6	513	2	1	5	2	9	7	0	0	2	0
8	D	Brian Bliss	31	29	2413	2	0	19	5	46	38	3	5	4	0
8	F	Miles Joseph	20	8	767	2	0	17	9	16	8	0	1	2	0
7	M	Simon Elliott	59	58	5233	1	21	49	13	54	56	3	153	8	0
8	F	Andy Williams	34	22	2203	1	15	60	21	47	80	4	77	0	0
15	M	Freddy Garcia	27	13	1493	1	8	48	14	21	26	7	40	2	0
7	M	Jorge Salcedo	28	26	2240	1	5	21	4	24	33	0	0	3	0
4	D	Ricardo Iribarren	40	37	3080	1	4	7	4	62	24	1	0	13	2
4	D	Gino Padula	56	54	4549	1	4	18	2	35	33	1	17	8	1
23	F	David Testo	33	16	1474	1	4	14	6	31	24	1	7	5	0
13	D	Brian Dunseth	46	43	4025	1	3	15	8	59	22	0	0	11	0
11	F	Manny Lagos	23	10	953	1	3	10	3	18	18	1	0	3	0
11	F	Pat Noonan	16	8	737	1	3	12	6	5	10	4	0	1	0
24	D	John DeBrito	30	25	2170	1	2	8	3	43	24	0	15	9	0
3	M	Ritchie Kotschau	26	23	2109	1	2	6	1	38	11	1	2	4	0
5	D	Chad McCarty	37	27	2402	1	2	9	1	55	28	0	0	13	2

7	F	Bernardo Anor	13	6	640	1	1	15	5	7	8	2	23	2	0
6	D	Marcos Gonzalez	48	47	4016	1	1	33	7	87	42	0	1	9	2
9	F	Anle Razov	7	5	505	1	1	16	5	4	8	5	5	0	0
15	M	Jose Retiz	22	21	1732	1	1	22	7	41	47	1	22	7	1
25	F	Michael Ritch	15	4	418	1	1	9	4	6	4	0	0	1	0
27	F	Jamal Sutton	9	3	335	1	1	7	2	4	7	2	0	1	0
25	M	Ricardo Virtuoso	18	12	1022	1	1	26	12	26	32	7	25	2	0
2	D	Rich Balchan	19	18	1615	1	0	1	1	12	10	0	0	1	0
21	M	Leonard Bisaku	7	4	336	1	0	6	3	11	7	0	1	2	0
4	D	Mario Gari	25	19	1656	1	0	13	2	33	19	3	1	5	0
13	M	Leandre Griffith	4	0	45	1	0	3	3	0	1	0	0	0	0
1	G	William Hasmer	130	130	11700	1	0	1	1	3	12	0	0	10	0
26	D	Julius James	31	31	2790	1	0	8	2	53	22	0	0	7	0
24	M	Jeff Matteo	7	3	300	1	0	2	1	9	10	0	6	1	0
28	M	Domenic Mediate	11	4	478	1	0	12	7	8	10	1	0	0	0
9	M	Mario Rodriguez	19	15	1310	1	0	22	9	24	27	16	20	2	1
7	M	Diego Walsh	14	6	612	1	0	9	4	19	4	3	1	2	1
5	D	Danny O'Rourke	104	100	8963	0	7	21	2	141	81	0	0	20	5
7	M	John Harkes	29	23	2146	0	5	14	4	36	38	0	56	5	0
30	M	Tenywa Bonseu	24	24	2160	0	3	6	1	21	8	0	0	4	2
7	D	Scott Cannon	15	9	750	0	3	2	0	6	9	1	0	0	0
7	D	Matt Kmoko	14	9	785	0	3	6	1	17	9	3	0	1	0
21	D	Sebastian Miranda	34	34	3044	0	3	8	2	17	13	2	35	5	0
17	M	Danny Szelela	34	24	2107	0	3	29	8	58	34	2	1	7	0
28	M	Andrew Gregor	10	3	357	0	2	7	3	6	9	0	2	3	0
9	F	Justin Meram	17	4	515	0	2	9	2	8	6	5	0	2	0
24	D	Sergio Miguez	17	16	1361	0	2	1	0	28	17	0	2	1	0
23	M	Alex Pineda Chacon	8	3	325	0	2	8	5	2	2	0	0	0	0
22	M	Dejan Ruzmir	18	13	1016	0	2	14	1	35	14	0	0	4	0
17	D	Jake Traeger	2	0	15	0	2	1	1	0	0	0	0	0	0
19	D	Chris Wingert	49	36	3384	0	2	21	6	75	31	3	0	12	0
7	M	Roland Aguilera	18	3	520	0	1	10	1	19	8	0	2	2	1
13	F	Marc Burch	7	5	479	0	1	2	0	12	7	1	7	0	0
15	M	Kevin Burns	36	23	2035	0	1	16	4	23	16	2	0	6	0
99	F	Ryan Colner	6	4	282	0	1	8	4	3	7	3	0	0	0
29	D	Shaun Francis	18	15	1421	0	1	6	0	29	8	0	4	4	0
1	G	Brad Friedel	38	38	3419	0	1	0	0	1	8	0	0	3	1
23	F	Jimmy Glenn	5	3	242	0	1	2	2	0	2	2	0	0	0
3	F	Alex Grendi	3	1	127	0	1	0	0	2	1	0	0	0	0
23	D	Chris Leitch	37	29	2651	0	1	6	4	37	21	4	0	5	0
21	M	Mario Longo	4	0	32	0	1	2	0	3	0	0	0	1	0
17	M	Todd Miller	6	3	238	0	1	2	1	4	1	1	0	0	0
14	M	Obi Moname	1	0	26	0	1	0	0	0	0	0	0	0	0
1	G	Bo Oshoniyi	13	13	1170	0	1	0	0	0	2	0	0	3	0
4	D	Rusty Pierce	39	37	3104	0	1	9	2	62	49	1	0	10	0
22	G	Tom Presthus	47	46	4287	0	1	0	0	0	13	0	0	1	0
13	D	Mark Schulte	19	18	1540	0	1	2	0	30	20	0	0	3	0
33	G	Juergen Sommer	21	21	1890	0	1	2	1	1	4	0	0	0	0
18	M	Marcus Storey	12	3	382	0	1	6	1	3	8	1	1	0	0
4	D	Daniel Torres	33	29	2647	0	1	3	1	56	40	2	0	8	1
24	M	Jed Zayner	36	21	2076	0	1	6	4	37	23	0	0	5	0
25	D	Ubukuku Abukusumo	11	4	430	0	0	0	0	7	4	0	0	0	0
29	D	Kevin Adams	5	0	42	0	0	1	0	1	1	0	0	1	0
18	D	Nelson Akvari	30	21	1888	0	0	1	1	26	9	0	0	5	0
16	M	Steve Armas	4	4	276	0	0	4	1	5	2	1	0	2	0
34	M	Stephen Armstrong	7	2	246	0	0	5	1	4	3	2	0	0	0
15	F	Devlin Barclay	4	1	91	0	0	0	0	1	3	0	2	0	0
14	M	Shane Battelle	15	10	841	0	0	4	1	14	15	0	0	2	0
1	G	Jon Busch	84	83	7520	0	0	0	0	2	11	0	0	6	0
15	M	Altimont Butler	1	1	45	0	0	0	0	0	0	0	0	0	0
15	D	Matt Chulis	10	5	425	0	0	0	0	12	5	0	0	3	0
2	F	Mac Cozier	13	0	155	0	0	2	1	6	3	3	0	1	0
1	G	Mark Dougherty	69	68	6103	0	0	1	0	2	15	0	0	2	0
26	M	Cory Elenio	2	0	26	0	0	0	0	0	0	0	0	0	0
4	D	Robin Fraser	57	57	5127	0	0	1	0	68	14	0	0	10	1
31	G	Bill Gaudette	17	16	1485	0	0	0	0	0	4	0	0	2	0
16	M	Eric Gehrig	8	4	474	0	0	3	0	2	1	0	0	1	0
17	M	Ricci Greenwood	1	0	7	0	0	0	0	1	0	0	0	0	0
19	M	Cole Grossman	2	0	12	0	0	0	0	0	0	0	0	0	0
30	G	Andy Gruenebaum	26	25	2255	0	0	0	0	1	2	0	0	2	0
29	G	Pat Harrington	4	4	294	0	0	0	0	0	0	0	0	0	0
5	D	Stephen Herdsman	15	15	1142	0	0	3	0	15	8	0	0	1	0
20	F	Nicolas Hernandez	5	1	110	0	0	1	0	0	0	0	0	3	0
19	F	Sergio Herrera	1	0	1	0	0	0	0	0	0	0	0	0	0
27	F	Aaron Horton	1	0	1	0	0	0	0	0	0	0	0	0	0
21	F	Rob Jachym	3	1	95	0	0	2	2	3	0	0	0	1	0
22	G	Matt Jordan	3	3	270	0	0	0	0	0	0	0	0	0	0
27	D	Ryan Junge	6	3	298	0	0	1	0	1	0	0	0	0	0
33	D	Ryan Kelly	7	3	296	0	0	0	0	2	1	0	0	0	0
26	D	Joel Kitamirike	1	0	19	0	0	0	0	1	0	0	0	1	0
4	M	Janusz Michalik	41	34	2937	0	0	17	2	35	29	0	2	2	0
5	M	Brandon Moss	20	17	1610	0	0	8	2	37	18	0	0	4	1
18	G	Matt Napoleon	10	8	806	0	0	1	0	0	0	0	0	0	0
29	G	Noah Palmer	10	10	900	0	0	0	0	0	1	0	0	0	0
26	M	Treyvor Perez	1	0	34	0	0	0	0	0	0	0	0	0	0
13	D	Andrew Peterson	2	2	144	0	0	0	0	3	2	0	0	0	0
27	G	Dan Popik	1	1	90	0	0	0	0	1	0	0	0	1	0
25	M	Silvio Rudman	6	2	191	0	0	5	2	2	1	1	0	1	0

23	M	Mirosław Rzepa	5	4	352	0	0	2	0	9	3	0	4	1	1
22	M	Dominic Schell	7	1	138	0	0	1	0	8	6	0	0	0	0
25	G	Kenny Schoeni	1	1	90	0	0	0	0	0	0	0	0	0	0
9	F	Erick Scott	6	2	143	0	0	0	0	4	5	3	0	0	0
88	G	Jonny Walker	16	16	1440	0	0	0	0	0	2	0	0	0	0
21	M	Brandon Ward	6	3	304	0	0	1	1	7	6	0	0	0	0
20	D	Tim Ward	17	12	1144	0	0	9	3	17	20	0	8	1	0
13	D	Mark Watson	14	14	1260	0	0	1	0	15	12	0	0	2	0
4	D	Mark Williams	5	5	391	0	0	3	0	16	2	0	0	5	0
26	G	David Winner	12	9	878	0	0	0	0	1	0	0	0	2	0
16	M	Ian Woan	3	0	41	0	0	2	0	4	0	0	0	0	0
17	F	Paul Young	4	1	137	0	0	5	4	0	4	0	2	0	0
Own goals received						11									
Team totals			492	492	44587	718	772	6338	2637	6870	7193	1533	2465	787	56
Opponent totals			492	492	44587	685	730	6739	2763	7361	6688	1121	2515	898	67

ALL-TIME REGULAR SEASON STATISTICS

#	GOALKEEPER	GP	GS	MIN	SHTS	SV	GA	GAA	PG	PA	W	L	T	SO
25	G	Kenny Schoeni	1	1	90	5	4	1.00	0	0	0	1	0	0
1	G	Brad Friedel	38	38	3419	234	177	42	1.11	4	5	22	16	0
88	G	Jonny Walker	16	16	1440	87	66	18	1.13	0	0	6	8	2
1	G	William Hestser	130	130	11695	574	412	157	1.21	11	16	59	38	33
29	G	Tom Harrington	4	4	294	11	6	4	1.22	0	0	1	2	0
1	G	Jon Busch	84	83	7520	488	367	104	1.24	14	17	35	24	22
30	G	Andy Gruenebaum	26	25	2255	113	75	32	1.28	1	2	8	8	9
29	G	Noah Palmer	10	10	900	56	40	13	1.30	0	0	1	5	4
22	G	Matt Jordan	3	3	270	23	18	4	1.33	2	3	1	0	2
31	G	Bill Gaudette	17	16	1485	93	66	23	1.39	1	2	4	8	5
22	G	Tom Presthus	47	46	4287	311	230	72	1.51	4	6	16	20	11
1	G	Mark Dougherty	69	68	6103	405	271	103	1.52	12	14	33	30	3
33	G	Juergen Sommer	21	21	1890	143	106	35	1.67	1	2	11	10	0
18	G	Matt Napoleon	10	8	806	47	31	16	1.79	0	1	2	5	2
26	G	David Winner	12	9	878	58	33	22	2.26	2	2	4	7	0
1	G	Bo Oshoniyi	13	13	1170	101	64	33	2.54	2	3	3	10	0
27	G	Dan Popik	1	1	90	11	7	5	5.00	1	1	0	1	0
12	M	Eddie Gaven	1	0	5	3	2	1	18.00	0	0	0	0	0
Team totals			492	492	44587	2763	1975	685	1.38	55	74	206	193	93
Opponent totals			492	492	44587	2637	1798	718	1.45	61	75	193	206	93

GAME-WINNING GOALS: Jeff Cunningham, 20; Brian McBride, 17; Edson Buddle, 11; Guillermo Barros Schelotto, 11; Stern John, 8; Brian Maisonneuve, 8; Dante Washington, 8; Eddie Gaven, 7; Jason Garey, 7; Chad Marshall, 6; Brian West, 6; Robbie Rogers, 6; Andres Mendoza, 5; Alejandro Moreno, 4; Robert Warzycha, 4; Ansil Elcock, 3; Brad Evans, 3; Cornell Glen, 3; Kyle Martino, 3; Doctor Khumalo, 2; Ross Paule, 2; Tony Sanneh, 2; Jacob Thomas, 2; Billy Thompson, 2; Steven Lenhart, 2; Brian Bliss, 1; Knox Cameron, 1; Paul Caligiuri, 1; Marcelo Carrera, 1; Mike Clark, 1; Eric Denton, 1; Thomas Dooley, 1; Mike Duhaney, 1; Emmanuel Ekpo, 1; Jason Farrell, 1; Josh Gardner, 1; Ned Grabavoy, 1; Frankie Hejduk, 1; Chris Henderson, 1; Ezra Hendrickson, 1; Julius James, 1; Kei Kamara, 1; Ritchie Kotschau, 1; Mike Lapper, 1; Pete Marino, 1; Stefani Miglieranzi, 1; Sebastian Miranda, 1; Andres Mendoza, 1; Adam Moffat, 1; Joseph Ngwenya, 1; Gino Padula, 1; Adrian Paz, 1; John Wilmar Perez, 1; Emilio Renteria, 1; Rob Smith, 1; Jamal Sutton, 1; Eric Vasquez, 1; A.J. Wood, 1; Todd Yeagley, 1.

GAME-WINNING ASSISTS: Robert Warzycha, 16; Jeff Cunningham, 14; Guillermo Barros Schelotto, 11; Brian McBride, 11; Simon Elliott, 8; Brian Maisonneuve, 8; John Wilmar Perez, 7; Brian West, 7; Frankie Hejduk, 5; Robbie Rogers, 5; Andy Williams, 5; Mike Clark, 4; Eddie Gaven, 4; Mike Lapper, 4; Emilio Renteria, 4; Emmanuel Ekpo, 3; Stern John, 3; Kyle Martino, 3; Alejandro Moreno, 3; Billy Thompson, 3; Edson Buddle, 2; Marcelo Carrera, 2; Eric Denton, 2; Dilly Duka, 2; Ansil Elcock, 2; Jason Farrell, 2; Josh Gardner, 2; Ned Grabavoy, 2; Ricardo Iribarren, 2; Doctor Khumalo, 2; Manny Lagos, 2; Pete Marino, 2; Stefani Miglieranzi, 2; Danny O'Rourke, 2; Ross Paule, 2; Jorge Salcedo, 2; Dante Washington, 2; Bernardo Anor, 1; Tenywa Bonseu, 1; Kevin Blums, 1; Knox Cameron, 1; Scott Cannon, 1; Brian Carroll, 1; John DeBrito, 1; Thomas Dooley, 1; Mike Duhaney, 1; Brian Dunseth, 1; Freddy Garcia, 1; Cornell Glen, 1; John Harkes, 1; Chris Henderson, 1; Ezra Hendrickson, 1; Andy Herron, 1; Matt Kmoss, 1; Chris Leitch, 1; Chad Marshall, 1; Sergio Miguez, 1; Todd Miller, 1; Adam Moffat, 1; Joseph Ngwenya, 1; Duncan Oughton, 1; Gino Padula, 1; Alex Pineda Chacon, 1; Emilio Renteria, 1; Dejan Rusic, 1; Rob Smith, 1; Marcus Storey, 1; David Testa, 1; Daniel Torres, 1; Chris Wingert, 1; Todd Yeagley, 1.

PENALTY KICKS: Guillermo Barros Schelotto, 13/15; Brian McBride, 11/13; Jeff Cunningham, 8/8; Andres Mendoza, 5/5; Ross Paule, 4/4; Sebastian Rozenithal, 3/3; Doctor Khumalo, 2/2; Emilio Renteria, 2/2; Robert Warzycha, 2/2; Eddie Gaven, 2/3; Kyle Martino, 2/3; Simon Elliott, 1/1; Cornell Glen, 1/1; Andy Herron, 1/1; Brian Maisonneuve, 1/1; Adrian Paz, 1/1; Robbie Rogers, 1/1; Stern John, 1/2; Ned Grabavoy, 0/1; Chris Henderson, 0/1; Alejandro Moreno, 0/1; Mario Rodriguez, 0/1; Pete Marino, 0/2; Steven Lenhart, 0/1.

BLOCKS: Mike Clark, 14; Chad Marshall, 11; Todd Yeagley, 11; Robert Warzycha, 10; Mike Lapper, 7; Ansil Elcock, 4; Robin Fraser, 4; Ricardo Iribarren, 3; Kyle Martino, 3; Duncan Oughton, 3; Mark Watson, 3; Tenywa Bonseu, 2; Marcelo Carrera, 2; Thomas Dooley, 2; Ned Grabavoy, 2; Daniel Torres, 2; Brandon Ward, 2; Brian Carroll, 1; John DeBrito, 1; Eric Denton, 1; Brian Dunseth, 1; Simon Elliott, 1; Eddie Gaven, 1; Marcos Gonzalez, 1; Mario Gori, 1; Ezra Hendrickson, 1; Miles Joseph, 1; Ritchie Kotschau, 1; Chris Leitch, 1; Chad McCarty, 1; Stefani Miglieranzi, 1; Sergio Miguez, 1; Brandon Moss, 1; Joseph Ngwenya, 1; Rusty Pierce, 1; Mario Rodriguez, 1; Jorge Salcedo, 1; Rob Smith, 1; David Testa, 1; Billy Thompson, 1; Brian West, 1; Chris Wingert, 1.

ALL-TIME REGULAR SEASON STATS AT A GLANCE

ALL-TIME CATEGORICAL

Win-Loss-Tie

	Home	Road	Overall
Overall	128-69-48	77-124-45	205-193-93
vs. Eastern	58-36-24	40-56-24	100-92-48
vs. Western	60-26-23	30-57-21	90-83-44
Scoring First	104-17-21	60-23-15	164-40-36
Opp. Scores First	26-50-18	14-98-16	40-138-34
Scoreless in Reg.*	0-3-5	2-4-11	2-7-16
One-Goal Games	54-34-0	36-51-0	90-85-0
Leading at Half	68-9-14	43-13-5	111-22-19
Trailing at Half	13-33-11	4-63-13	17-96-24
Tied at Half	50-26-24	29-47-27	79-73-51
Leading at 75'	106-4-14	53-9-5	159-13-19
Trailing at 75'	10-44-5	1-89-7	11-133-12
Tied at 75'	21-20-27	20-25-32	41-45-59
Out-Shooting Opp.	70-49-24	23-26-12	93-75-36
Out-Shot by Opp.	50-20-20	49-89-29	99-109-49
Shots Even	10-3-4	4-9-4	14-12-8
Shootout (1996-99)	6-9	7-9	13-18
Day Games	25-18-11	10-17-13	35-35-24
Night Games	105-51-37	66-107-32	171-158-69
On Regional TV	37-12-15	46-69-27	83-81-42
On National TV	30-9-12	15-21-9	45-30-21
In March	4-1-2	2-4-1	6-5-3
In April	16-10-8	12-14-4	28-24-12
In May	19-10-10	10-21-9	29-31-19
In June	19-13-7	10-16-7	29-29-14
In July	22-15-10	7-21-8	29-36-18
In August	26-4-4	15-20-7	41-24-11
In September	19-11-4	12-19-4	31-30-8
In October	5-5-3	8-8-5	13-13-8
In November	3-0-0	0-0-1	3-0-1

*1996-2003

ALL-TIME REGULAR SEASON PK SUMMARY

Individual Penalty Kicks

Player	Goals/Attempts	%
Jeff Cunningham	8-for-8	100%
Andres Mendoza	5-for-5	100%
Ross Paule	4-for-4	100%
Sebastian Rozenenthal	3-for-3	100%
Doctor Khumalo	2-for-2	100%
Emilio Renteria	2-for-2	100%
Robert Warzycha	2-for-2	100%
Simon Elliott	1-for-1	100%
Cornell Glen	1-for-1	100%
Andy Herron	1-for-1	100%
Brian Maisonneuve	1-for-1	100%
Adrian Paz	1-for-1	100%
Robbie Rogers	1-for-1	100%
Guillermo Barros Schelotto	13-for-15	87%
Brian McBride	11-for-13	85%
Eddie Gaven	2-for-3	67%
Kyle Martino	2-for-3	67%
Stern John	1-for-2	50%
Ned Grabavoy	0-for-1	0%
Chris Henderson	0-for-1	0%
Alejandro Moreno	0-for-1	0%
Mario Rodriguez	0-for-1	0%
Steven Lenhart	0-for-1	0%
Pete Marino	0-for-2	0%
Crew Totals	57-for-70	81%

Penalty Kicks Faced

Goalkeeper	Goals/Attempts	Save %
Matt Napoleon	0-for-1	100%
Bill Gaudette	1-for-2	50%
Andy Gruenebaum	1-for-2	50%
Juergen Sommer	1-for-2	50%
Tom Presthus	4-for-6	33%
Matt Jordan	2-for-3	33%
William Hesmser	11-for-16	31%
Brad Friedel	4-for-5	20%
Jon Busch	14-for-17	18%
Mark Dougherty	12-for-14	14%
Bo Oshoniyi	2-for-2	0%
Dan Popik	1-for-1	0%
David Winner	2-for-2	0%
Crew Totals	51-for-66	17%

ALL-TIME REGULAR SEASON SHOOTOUT SUMMARY (1996-99)

Individual Shootout Attempts

Player	Goals/Attempts	%
Shane Battelle	1-for-1	100%
Jeff Cunningham	6-for-9	67%
Jorge Salcedo	2-for-3	67%
Pete Marino	9-for-14	64%
Marcelo Carrera	6-for-10	60%
Brian West	2-for-4	50%
A.J. Wood	1-for-2	50%
Stern John	6-for-13	46%
Ansil Elcock	4-for-10	40%
Jason Farrell	2-for-5	40%
Robert Warzycha	4-for-10	40%
Billy Thompson	6-for-16	38%
Brian McBride	4-for-12	33%
Adrian Paz	1-for-3	33%
Todd Yeagley	2-for-6	33%
Mike Clark	2-for-8	25%
Brian Maisonneuve	1-for-7	14%
Brian Bliss	0-for-1	0%
Paul Caligiuri	0-for-2	0%
Mac Cozier	0-for-1	0%
Thomas Dooley	0-for-2	0%
Janusz Michalik	0-for-2	0%
Rob Smith	0-for-1	0%
Brandon Ward	0-for-2	0%
Andy Williams	0-for-1	0%
Crew Totals	59-for-145	41%

Shootout Goalkeeping

Goalkeeper	Goals/Attempts	Save %
David Winner	13-for-33	61%
Mark Dougherty	22-for-50	56%
Brad Friedel	17-for-39	56%
Bo Oshoniyi	13-for-17	24%
Juergen Sommer	7-for-9	22%
Crew Totals	72-for-148	51%

ALL-TIME CREW PLAYOFF STATISTICS

INDIVIDUAL STATISTICS

#	P	Player	GP	GS	MIN	G	A	SHT	SOG	FC	FS	OFF	CK	C	E
20	F	Brian McBride	22	22	1933	9	3	53	25	20	48	13	0	3	0
14	F	Stern John	10	10	894	8	2	35	20	18	37	15	0	0	0
33	F	Jeff Cunningham	17	12	1166	3	5	27	11	20	27	8	1	1	0
12	M	Jason Farrell	14	9	818	3	2	15	6	11	6	4	5	2	0
7	M	Guillermo Barros Schelot	7	7	623	2	7	14	5	12	15	4	23	1	0
19	M	Robert Warzycha	17	13	1268	2	5	40	9	31	27	1	45	9	0
12	F	Edson Buddle	7	4	371	2	2	15	7	13	3	3	0	1	0
5	D	Thomas Dooley	10	9	816	2	1	6	2	5	17	0	0	3	0
15	M	Freddy Garcia	5	5	470	2	1	16	9	10	10	2	29	1	0
12	M	Eddie Gaven	9	9	830	2	1	10	5	7	16	1	3	0	0
14	D	Chad Marshall	11	11	1019	2	0	8	4	12	5	1	0	0	0
18	M	Robbie Rogers	9	8	739	2	0	17	6	10	7	5	3	2	0
13	D	Ansil Elcock	14	12	1089	1	5	5	4	27	23	0	3	2	0
10	F	Alejandro Moreno	5	5	450	1	3	9	4	5	15	2	0	1	0
17	F	Brian West	16	6	618	1	2	11	6	13	5	8	0	0	0
3	F	Brad Evans	4	4	360	1	0	5	2	3	2	0	0	1	0
2	M	Frankie Hejduk	10	10	914	1	0	10	4	10	13	0	0	2	0
32	F	Sleiven Lenhart	6	2	212	1	0	8	3	5	6	2	0	0	0
11	M	Adrian Paz	3	2	106	1	0	3	2	3	2	3	0	0	0
16	M	Rob Smith	15	9	876	1	0	7	2	15	12	3	1	1	1
99	F	Dante Washington	5	2	264	1	0	7	3	5	3	3	0	0	0
22	F	A.J. Wood	3	1	100	1	0	2	1	3	1	1	0	0	0
8	F	Andy Williams	7	5	417	0	6	10	3	8	23	3	13	1	0
10	M	Brian Maisonneuve	17	16	1317	0	3	18	9	26	24	3	2	1	0
6	M	Todd Yeagley	17	16	1448	0	3	5	2	29	27	0	2	4	0
3	D	Mike Clark	22	22	1869	0	2	2	0	36	17	0	0	8	0
24	D	John DeBrito	5	5	395	0	2	1	0	10	2	0	2	2	0
17	M	Emmanuel Ekpo	7	3	256	0	2	4	1	6	4	0	0	2	0
21	M	Kyle Martino	6	3	333	0	2	1	1	7	13	1	5	1	0
22	F	Marcelo Carrera	4	2	185	0	1	7	2	3	5	0	1	0	0
16	M	Brian Carroll	8	8	744	0	1	4	0	10	5	0	0	4	0
12	F	Pete Marino	7	0	174	0	1	1	0	1	2	4	0	0	0
16	M	Ross Pawle	2	2	180	0	1	5	2	1	2	0	2	0	0
20	M	Tony Sanneh	2	2	180	0	1	1	1	1	1	0	0	0	0
25	D	Ubusuku Abukusumo	3	1	133	0	0	1	0	3	1	0	0	0	0
2	D	Rich Balchan	1	1	90	0	0	0	0	0	0	0	0	0	0
14	M	Shane Battelle	1	0	20	0	0	0	0	0	0	0	0	0	0
30	M	Tenywa Bonseu	2	2	180	0	0	0	0	1	0	0	0	0	0
23	D	Eric Brunner	3	3	300	0	0	3	1	1	4	0	0	0	0
15	M	Kevin Burns	2	0	45	0	0	2	0	1	1	0	0	0	0
1	G	Jon Busch	7	7	650	0	0	0	0	0	1	0	0	0	0
5	D	Paul Caligiuri	3	3	270	0	0	2	1	8	8	0	0	2	0
6	M	Eric Denton	5	5	470	0	0	2	1	6	4	1	0	1	0
1	G	Mark Dougherty	5	5	450	0	0	0	0	0	1	0	0	0	0
15	D	Mike Duhaney	2	2	103	0	0	1	1	3	3	2	0	0	0
11	M	Dilly Duka	1	1	65	0	0	2	1	2	1	0	0	0	0
13	D	Brian Dunseth	5	5	470	0	0	2	0	11	4	0	0	1	0
7	M	Simon Elliott	2	2	153	0	0	2	1	1	3	0	7	0	0
29	D	Shaun Francis	2	2	210	0	0	1	0	2	0	0	0	1	0
4	D	Robin Fraser	2	2	180	0	0	0	0	2	1	0	0	1	0
1	G	Brad Friedel	7	7	630	0	0	0	0	0	0	0	0	1	0
31	M	Josh Gardner	1	1	90	0	0	2	1	1	2	0	4	0	0
9	F	Jason Garey	4	0	96	0	0	1	1	1	0	0	0	0	0
30	G	Andy Gruenebaum	2	2	210	0	0	0	0	0	0	0	0	0	0
7	M	John Harkes	2	2	166	0	0	3	0	2	3	0	2	0	0
32	F	Tommy Heinemann	1	0	5	0	0	0	0	0	0	0	0	0	0
23	D	Ezra Hendrickson	1	0	1	0	0	0	0	0	0	0	0	0	0
1	G	William Hesmer	7	7	630	0	0	0	0	0	2	0	0	1	0
4	D	Ricardo Iribarren	7	7	574	0	0	0	0	14	6	0	0	5	0
4	D	Andy Iro	4	1	94	0	0	1	1	1	0	0	0	0	0
26	D	Julius James	1	1	90	0	0	0	0	0	1	0	0	0	0
15	M	Doctor Khumalo	2	2	163	0	0	0	0	3	5	2	1	0	0
2	D	Mike Lapper	11	11	936	0	0	2	0	27	18	0	0	1	0
5	D	Chad McCarthy	5	5	369	0	0	3	1	6	1	0	0	0	0
10	F	Andres Mendoza	3	2	177	0	0	4	1	0	1	8	0	0	0
4	M	Janusz Michalik	1	1	84	0	0	0	0	0	0	0	0	0	0
17	M	Todd Miller	1	0	10	0	0	0	0	1	0	0	0	0	0
21	D	Sebastian Miranda	1	1	70	0	0	0	0	1	0	0	0	1	0
5	D	Danny O'Rourke	6	6	540	0	0	3	1	9	3	0	0	2	0
8	D	Duncan Oughton	7	7	641	0	0	8	3	20	17	0	0	1	0
4	D	Gino Padula	6	6	533	0	0	3	0	7	9	0	1	2	0
14	M	John Wilmar Perez	5	3	274	0	0	5	2	1	4	1	16	0	0
22	G	Tom Presthus	2	2	180	0	0	0	0	0	0	0	0	0	0
20	F	Emilio Renteria	2	1	102	0	0	1	0	1	3	1	0	0	0
7	M	Jorge Salcedo	2	0	31	0	0	1	0	2	1	0	0	0	0
33	G	Juergen Sommer	5	5	450	0	0	0	0	0	1	0	0	0	0
17	M	Danny Sztetla	2	0	22	0	0	2	1	1	0	0	0	0	0
6	M	Tony Tchani	1	1	90	0	0	0	0	0	2	0	0	0	0
9	M	Billy Thompson	7	3	290	0	0	2	2	3	7	1	1	0	0
4	D	Daniel Torres	5	2	292	0	0	0	0	4	1	0	0	1	0
19	D	Chris Wingert	2	2	134	0	0	2	1	0	3	0	0	0	0
Team totals			35	35	3200	49	64	443	182	542	561	106	172	74	1
Opponent totals			35	35	3200	53	71	437	185	573	524	90	159	47	3

ALL-TIME CREW PLAYOFF STATISTICS

#	GOALKEEPER	GP	GS	MIN	SHTS	SV	GA	GAA	PG	PA	W	L	T	SO	RECORD (OT)
30	Andy Gruenebaum	2	2	210	9	7	2	0.86	0	0	1	1	0	0	1-1-0
30	Andy Gruenebaum	2	2	210	9	7	2	0.86	0	0	1	1	0	0	1-1-0
1	Jon Busch	7	7	650	35	27	7	0.97	0	0	2	2	3	1	0-0-2
1	William Hesmer	7	7	630	24	16	8	1.14	1	1	3	3	1	1	0-0-0
1	Mark Dougherty	5	5	450	27	17	7	1.40	0	0	3	2	0	2	0-0-0
1	Brad Friedel	7	7	630	47	34	12	1.71	0	0	3	4	0	1	0-0-0
33	Juergen Sommer	5	5	450	29	17	11	2.20	1	1	3	2	0	0	0-0-0
22	Tom Presthus	2	2	180	14	8	6	3.00	0	0	0	2	0	0	0-0-0
Team totals		35	35	3200	185	127	53	1.49	2	2	15	16	4	5	1-1-2
Opponent totals		35	35	3200	182	127	49	1.38	1	3	16	15	4	12	1-1-2

POSTSEASON GAME-WINNING GOALS: Brian McBride, 4; Jeff Cunningham, 1; Brad Evans, 1; Eddie Gaven, 1; Jason Farrell, 1; Freddy Garcia, 1; Chad Marshall, 1; Stern John, 1; Brian West, 1; A.J. Wood, 1; Robbie Rogers, 1

POSTSEASON GAME-WINNING ASSISTS: Jeff Cunningham, 3; Guillermo Barros Schelotto, 2; Edson Buddle, 2; John DeBrito, 2; Brian Carroll, 1; Ansil Elcock, 1; Jason Farrell, 1; Brian Maisonneuve, 1; Pete Marino, 1; Alejandro Moreno, 1; Robert Warzycha, 1; Brian West, 1; Andy Williams, 1; Todd Yeagley, 1

ALL-TIME PLAYOFF STATS AT A GLANCE

ALL-TIME CATEGORICAL

Won-Loss

	Home	Road	Overall
Overall	10-5-1	5-11-3	15-16-4
In Regulation	9-5-1	4-11-1	13-16-2
In Overtime	1-1-0	0-0-2	1-1-2
Shootout (96-99)	0-0	1-0	1-0
PK Shootout	0-1	0-0	0-1
vs. Eastern	8-3-1	4-8-3	12-11-4
vs. Western	2-2-0	1-3-0	3-5-0
Scoring First	8-1-0	4-0-0	12-1-0
Opp. Scoring First	2-4-1	1-11-2	3-15-3
Scoreless in Reg.	0-0-0	0-0-1	0-0-1
One-Goal Games	2-2-0	4-6-0	6-8-0
Leading at Half	7-0-0	2-0-0	9-0-0
Trailing at Half	1-2-0	0-9-2	1-11-2
Tied at Half	2-2-2	3-2-1	5-5-2
Leading at 75'	8-0-0	2-0-0	10-0-0
Trailing at 75'	0-4-0	0-10-2	0-14-2
Tied at 75'	2-1-1	3-1-1	5-2-2
Out-Shooting Opp	8-3-1	1-2-3	9-5-4
Out-Shot by Opp	2-2-0	4-9-0	6-11-0
Shots Even	0-0-0	0-0-0	0-0-0
Day Games	5-0-0	1-4-2	6-4-2
Night Games	5-5-1	4-7-1	9-12-2
On Local TV	2-0-0	3-4-3	5-4-3
On National TV	7-2-1	1-7-0	8-9-1
In September	2-2-0	2-1-0	4-3-0
In October	2-2-1	4-9-2	6-11-3
In November	5-1-0	0-1-1	5-2-1

ALL-TIME PENALTY KICK SUMMARY

Individual Penalty Kicks

Player	Gls./Atts.	%
Robert Warzycha	1/1	100
Ross Paule	0/1	0
Tony Sanneh	0/1	0
Totals	1/3	33

Individual Penalty Kicks Against

Player	Goals/Atts	%
Robbie Findley	1/1	100
Mike Sorber	1/1	100
Totals	1/1	100

Penalty Kicks Faced

Goalkeeper	Gls./Atts.	Sv. %
William Hesmer	1/1	0
Juergen Sommer	1/1	0
Totals	1/1	0

ALL-TIME SHOOTOUT SUMMARY (1996-99)

Individual Shootouts

Player	Gls./Atts.	%
Thomas Dooley	1/1	100
Stern John	1/1	100
Billy Thompson	1/1	100
Andy Williams	0/1	0
Todd Yeagley	0/1	0
Totals	3/5	60

Shootout Goalkeeping

Goalkeeper	Gls./Atts.	Sv. %
Juergen Sommer	2/5	60
Totals	2/5	60

CREW ALL-TIME INDIVIDUAL SHOOTOUT SUMMARY (1996-99)

Shootouts (Numbers include only Crew totals)

Player	Reg. Season	Playoffs	Overall
Pete Marino	9-for-14	--	9-for-14
Stern John	6-for-13	1-for-1	7-for-14
Billy Thompson	6-for-16	1-for-1	7-for-17
Jeff Cunningham	6-for-9	--	6-for-9
Marcelo Carrera	6-for-10	--	6-for-10
Ansil Elcock	4-for-10	--	4-for-10
Robert Warzycha	4-for-10	--	4-for-10
Brian McBride	4-for-12	--	4-for-12
Jorge Salcedo	2-for-3	--	2-for-3
Brian West	2-for-4	--	2-for-4
Jason Farrell	2-for-5	--	2-for-5
Todd Yeagley	2-for-6	0-for-1	2-for-7
Mike Clark	2-for-8	--	2-for-8
Shane Batelle	1-for-1	--	1-for-1
A.J. Wood	1-for-2	--	1-for-2
Thomas Dooley	0-for-2	1-for-1	1-for-3
Adrian Paz	1-for-3	--	1-for-3
Brian Maisonneuve	1-for-7	--	1-for-7
Brian Bliss	0-for-1	--	0-for-1
Mac Cozier	0-for-1	--	0-for-1
Rob Smith	0-for-1	--	0-for-1
Paul Caligiuri	0-for-2	--	0-for-2
Janusz Michallik	0-for-2	--	0-for-2
Brandon Ward	0-for-2	--	0-for-2
Andy Williams	0-for-1	0-for-1	0-for-2
Totals	62-for-150	59-for-145	3-for-5
	41%	60%	41%

THE CREW IN THE LAMAR HUNT U.S. OPEN CUP

Dating back to 1914, the Lamar Hunt U.S. Open Cup (known as the U.S. Open Cup until 1999) is the oldest cup competition in American soccer and among the oldest soccer tournaments in the world. The 97-year-old single-elimination event is open to every affiliated amateur and professional team in the U.S.

Renamed in September of 1999 to honor Columbus Crew Founder Lamar Hunt's contributions to the game of soccer, the Open Cup tournament is similar to many of the domestic cup competitions which are popular throughout the rest of the world. Most domestic cup competitions run concurrently with a country's league season and are open to any club that can qualify, giving local amateur teams a chance to compete against the country's elite professional sides.

The 2002 tournament proved to be purely magical as the Crew brought home its first title of any kind. Playing at home at Crew Stadium, Freddy Garcia provided the only scoring of the game as the Crew downed 2002 MLS Cup-champion Los Angeles, 1-0.

Prior to the 2002 title, Columbus' best finish was a runner-up performance in 1998, when it fell to Chicago, 2-1, in overtime.

The U.S. Open Cup champion has its name engraved into the prestigious Dewar Cup, which has been permanently retired at the National Soccer Hall of Fame in Oneonta, N.Y. It was officially adopted as the U.S. Open Cup trophy in Pawtucket, R.I., prior to the Brooklyn Field Club's inaugural championship in 1914. It is named for British sportsman and philanthropist Sir Thomas Dewar, who donated it to the American Amateur Football Association prior to the 1912 Olympic Games.

The 1999 final was also held at Crew Stadium, where the A-League's (now USL First Division) Rochester Rhinos upset MLS's Colorado Rapids 2-0.

CREW OPEN CUP HISTORY

Overall: 19-10-1

Home: 11-4-1

Road: 6-5-0

Neutral: 2-1-0

vs. MLS: 9-9-1

vs. A-League: 4-1-0

vs. USSF D-2: 1-0-0

vs. D-3 Pro: 4-0-0

vs. PDL: 1-0-0



1998	Finalist.....	2-1 (OT) loss at Chicago (MLS)
1999	Semifinalist.....	3-2 loss vs. Rochester (A-League)
2000	Quarterfinalist.....	1-1 tie vs. New York (MLS); lost 7-6 in PKs
2001	Quarterfinalist.....	2-1 loss at New England (MLS)
2002	Champion.....	1-0 win vs. Los Angeles (MLS)
2003	Round of 16.....	4-3 loss vs. New York (MLS)
2004	Round of 16.....	2-1 (OT) loss vs. Chicago (MLS)
2005	Round of 32.....	3-1 (OT) loss vs. Dallas (MLS)
2006	Round of 16.....	2-1 (OT) loss at D.C. United (MLS)
2007	Qualifying.....	1-0 loss vs. L.A. Galaxy (MLS)
2008	Qualifying.....	3-2 (OT) loss at Chicago (MLS)
2009	Round of 16.....	1-1 [3-5 PKs] loss at Rochester (USL-1)
2010	Finalist.....	2-1 loss at Seattle (MLS)
2011	Round of 32.....	2-1 loss vs. Richmond Kickers (USL-Pro)



Crew Founder Lamar Hunt, for whom the tournament is named, celebrates the Crew's 2002 championship with son Clark.

ALL-TIME CREW U.S. OPEN CUP INDIVIDUAL STATS

INDIVIDUAL STATISTICS

#	PLAYER	GP	GS	MIN	G	A	PTS	GW	GA	C	E
11	Jeff Cunningham	17	15	1,320	5	8	18	2	3	1	0
20	Brian McBride	13	13	1,188	8	1	17	1	0	0	0
12	Edson Buddle	6	4	393	4	1	9	0	1	2	1
9	Dante Washington	5	2	185	4	1	9	1	0	0	0
14	John Wilmar Perez	7	6	582	4	0	8	1	0	0	0
14	Stern John	5	5	433	3	0	6	0	0	1	0
17	Brian West	14	10	863	2	4	8	1	1	1	1
10	Kyle Martino	7	4	496	2	3	7	1	0	2	0
12	Jason Farrell	8	6	631	2	1	5	2	0	0	0
19	Robert Warzycha	8	7	637	1	4	6	0	0	1	0
8	Miles Joseph	3	2	181	1	2	4	0	1	0	0
8	Duncan Oughton	14	9	996	1	3	5	0	0	2	0
10	Brian Maisonneuve	13	12	959	1	1	3	0	1	5	1
13	Ansil Elcock	9	7	664	1	1	3	1	0	4	0
2	Frankie Hejduk	5	5	508	1	1	3	0	0	1	1
18	Robbie Rogers	6	4	388	1	1	3	0	0	1	0
22	Dominic Schell	2	1	97	1	1	3	0	1	0	0
6	Todd Yeagley	10	10	863	1	0	2	1	0	0	0
14	Chad Marshall	9	8	795	1	0	2	0	0	0	0
15	Mike Duhaney	6	5	433	1	0	2	0	0	1	0
16	Ross Paule	3	2	251	1	0	2	1	0	0	0
9	Jason Garey	5	2	300	1	1	3	0	0	0	0
17	Emmanuel Ekpo	6	5	483	1	1	3	0	0	1	0
32	Steven Lenhart	7	7	609	3	1	7	2	0	2	0
7	Roland Aguilera	3	2	177	1	0	2	0	0	1	0
23	Ezra Hendrickson	2	2	154	1	0	2	0	0	0	0
4	Ricardo Iribarren	2	2	147	1	0	2	1	0	0	0
15	Freddy Garcia	3	1	135	1	0	2	1	0	0	0
19	Ivan Becerra	1	1	90	1	0	2	1	0	0	0
7	Jacob Thomas	1	0	19	1	0	2	0	0	0	0
22	Sebastian Rozenthal	2	2	165	0	3	3	0	1	0	0
3	Mike Clark	18	18	1,631	0	2	2	0	0	1	0
24	Jed Zayner	5	5	485	0	1	1	0	0	3	0
12	Eddie Gaven	9	7	634	1	2	4	0	0	0	0
30	Eric Vasquez	3	3	303	0	1	1	0	0	1	0
7	John Harkes	3	3	270	0	1	1	0	0	1	0
6	Chris Wingert	3	3	256	0	1	1	0	0	0	0
8	Andy Williams	3	2	205	0	1	1	0	1	0	0
31	Stanley Nyazamba	1	1	120	0	1	1	0	0	0	0
9	Erick Scott	1	1	80	0	1	1	0	0	0	0
21	Mario Longo	2	0	31	0	1	1	0	0	0	0
2	Mike Lapper	8	8	750	0	0	0	0	0	1	0
1	Mark Dougherty	6	6	540	0	0	0	0	0	0	0
16	Eric Denton	7	5	502	0	0	0	0	0	1	0
13	Brian Dunseth	5	5	469	0	0	0	0	0	1	0
1	Jon Busch	4	4	379	0	0	0	0	0	0	0
5	Thomas Daoley	5	4	362	0	0	0	0	0	0	0
16	Rob Smith	6	3	328	0	0	0	0	0	0	0
4	Robin Fraser	3	3	315	0	0	0	0	0	0	0
18	Matt Napoleon	3	3	300	0	0	0	0	0	0	0
1	Juergen Sommer	4	3	292	0	0	0	0	0	1	0
6	Marcos Gonzalez	3	3	273	0	0	0	0	0	1	0
30	Tenywa Bonseu	3	3	270	0	0	0	0	0	2	0
30	Andy Gruenebaum	7	6	656	0	0	0	0	0	0	0
5	Danny O'Rourke	8	6	581	0	0	0	0	0	1	1
10	Alejandro Moreno	3	2	240	0	0	0	0	0	0	0
6	Andy Ito	6	5	542	2	0	4	0	0	0	0
5	Brandon Moss	3	3	237	0	0	0	0	0	1	0
4	Mario Gori	3	2	228	0	0	0	0	0	0	0
20	Tim Ward	3	3	215	0	0	0	0	0	1	0
27	Ryan Junge	2	2	210	0	0	0	0	0	0	0
18	Knox Cameron	2	2	199	0	0	0	0	0	0	0
16	Brian Carroll	5	5	490	0	0	0	0	0	1	0
4	Daniel Torres	3	2	189	0	0	0	0	0	0	0
23	Chris Leitch	2	2	180	0	0	0	0	0	0	0
22	Tom Presthus	2	2	180	0	0	0	0	0	0	0
7	Simon Elliott	2	2	179	0	0	0	0	0	0	0

5	Chad McCarty	4	2	178	0	0	0	0	0	3	1
24	John DeBrito	3	2	173	0	0	0	0	0	0	0
7	Scott Cannon	2	2	168	0	0	0	0	0	0	0
9	Billy Thompson	2	2	164	0	0	0	0	0	0	0
17	Danny Szelata	3	1	134	0	0	0	0	0	0	1
15	Andrew Gregor	2	1	132	0	0	0	0	0	0	0
18	Bill Gaudette	2	2	127	0	0	0	0	0	0	0
4	Ubusuku Abukusumo	5	2	126	0	0	0	0	0	0	0
3	Ritchie Kotschau	2	1	122	0	0	0	0	0	0	0
1	William Hesmer	1	1	120	0	0	0	0	0	0	0
88	Jonny Walker	1	1	120	0	0	0	0	0	0	0
23	Eric Brunner	3	3	300	0	0	0	0	0	0	0
22	Adam Moffat	2	2	168	0	0	0	0	0	1	0
15	Stefani Miglironazi	1	1	90	0	0	0	0	0	0	0
5	Danny O'Rourke	1	1	90	0	0	0	0	0	0	0
26	Andy Herron	1	1	90	0	0	0	0	0	0	0
7	Diego Walsh	1	1	90	0	0	0	0	0	0	0
15	Kevin Burns	5	5	480	1	0	0	0	0	0	0
26	Cory Elenio	1	1	86	0	0	0	0	0	1	0
3	Brad Evans	2	1	76	0	0	0	0	0	0	0
26	Cornell Glen	1	1	74	0	0	0	0	0	0	0
19	Chris Henderson	1	1	73	0	0	0	0	0	0	0
3	Alex Grendi	1	1	55	0	0	0	0	0	2	1
9	Mario Rodriguez	1	0	47	0	0	0	0	0	0	0
27	Jamal Sutton	1	0	46	0	0	0	0	0	0	0
22	Manny Lagos	1	1	45	0	0	0	0	0	0	0
16	Ian Woan	1	0	45	0	0	0	0	0	0	0
16	Kei Kamara	2	0	41	0	0	0	0	0	0	0
23	Alex Pineda Chacon	1	0	40	0	0	0	0	0	0	0
15	Jose Retiz	1	0	36	0	0	0	0	0	0	0
24	Jeff Matteo	1	1	34	0	0	0	0	0	0	0
13	Andrew Peterson	2	0	30	0	0	0	0	0	0	0
29	Devin Barclay	1	0	29	0	0	0	0	0	0	0
10	Joseph Ngwenya	1	0	27	0	0	0	0	0	0	0
22	Marcelo Carrera	1	0	25	0	0	0	0	0	0	0
16	Steve Armas	1	0	24	0	0	0	0	0	0	0
99	Ryan Coirner	1	0	21	0	0	0	0	0	0	0
11	Ned Grabavoy	1	0	17	0	0	0	0	0	0	0
18	Nelson Akwarl	1	0	15	0	0	0	0	0	0	0
5	Stephen Herdsman	1	0	15	0	0	0	0	0	0	0
25	George Josten	1	0	13	0	0	0	0	0	0	0
25	Michael Ritch	1	0	10	0	0	0	0	0	0	0
4	Gino Padula	1	1	68	0	0	0	0	0	0	0
7	Guillermo Barros Schelotto	2	2	210	1	0	2	1	0	1	0
10	Andres Mendoza	1	0	12	0	0	0	0	0	0	0
11	Dilly Duka	3	2	183	0	0	0	0	0	0	0
13	Leandre Griffith	1	0	14	0	0	0	0	0	0	0
20	Emilio Renteria	3	1	108	1	0	2	1	0	0	0
29	Shaun Francis	3	3	180	0	0	0	0	0	1	0
16	Eric Gehrig	1	1	90	0	0	0	0	0	0	0
23	Korey Veeder	1	1	88	0	0	0	0	0	0	0
19	Cole Grossman	1	1	90	1	0	2	0	0	0	0
28	Santiago Prim	1	1	59	0	0	0	0	0	0	0
22	Dejan Rusmir	1	1	90	0	0	0	0	0	0	0
9	Justin Meram	1	1	90	0	1	1	0	0	0	0
7	Bernardo Anor	1	0	3	0	0	0	0	0	0	0
32	Tommy Heinemann	1	0	31	0	0	0	0	0	0	0
CREW TOTALS		32	32	3,069	65	52	182	19	10	50	8
OPPONENT TOTALS		32	32	3,069	40	22	102	11	7	62	6

#	GOALKEEPER	GP	GS	MIN	REC	SHT	SVS	GA	GAA	SO	PK
18	Matt Napoleon	3	3	120	2-0-1	15	13	2	0.60	1	0/0
1	Juergen Sommer	3	3	292	2-1-0	20	16	3	0.93	1	1/1
30	Andy Gruenebaum	8	7	746	4-3-0	29	19	6	0.72	2	1/1
1	Jon Busch	6	6	574	5-1-0	35	29	6	0.94	2	2/2
18	Bill Gaudette	2	2	127	0-2-0	15	12	3	1.50	0	0/0
1	Mark Dougherty	6	6	540	5-1-0	21	14	6	1.00	2	0/0
29	Noah Palmer	1	1	90	1-0-0	8	7	1	1.00	0	0/0
88	Jonny Walker	1	1	120	0-1-0	11	8	3	2.25	0	1/1
22	Tom Presthus	2	2	180	0-2-0	12	7	6	3.00	0	1/1
1	William Hesmer	1	1	120	0-1-0	7	4	3	3.00	0	1/1
CREW TOTALS		32	32	3,069	19-12-1	173	129	40	1.17	8	7/7
OPPONENT TOTALS		32	32	3,069	12-19-1	222	147	65	1.90	1	3/3

ALL-TIME CREW U.S. OPEN CUP RESULTS

1998 U.S. Open Cup

DATE	Match	SCORING	GOALS (ASSISTS)	GK (SAVES)	Site (Round)
7-7 9,287	CREW @ Rochester (A-League)	1-0-1=2 0-1-0=1	CLB=McBride (pk) 13', YEAGLEY (OT) 103' ROC=Tiley (McKay) 60'	SOMMER (4) Onstad (7)	Rochester, NY (Round of 16)
7-22 3,757	CREW vs. Miami (MLS)	3-0=3 0-0=0	CLB=CUNNINGHAM 12', McBride (West) 36', McBride (Cunningham) 44'	DOUGHERTY (5) Cassar/Napoleon (3)	Chattanooga, TN (Quarterfinals)
8-4 6,142	CREW vs. New York (MLS)	1-0=1 0-0=0	CLB=Iribarren (Williams) 5'	SOMMER (6) Meala (7)	Metairie, LA (Semifinals)
10-30 18,615	CREW @ Chicago (MLS)	0-1-0=1 1-0-1=2	CLB=John (Warzycha) 53' CHI=Padbrzyny (pk) 45', Klopas (Razov) 99'	Sommer (6) THORNTON (5)	Chicago (Soldier Field) (Ftnals)

1999 U.S. Open Cup

DATE	Match	SCORING	GOALS (ASSISTS)	GK (SAVES)	Site (Round)
7-13 11,257	CREW vs. Carolina (D3)	1-2=3 0-0=0	CLB=ELCOCK (Cunningham) 36', John (Clark) 47', John (Warzycha) 84'	DOUGHERTY (2) Powell (9)	Columbus, OH (Round of 16)
8-11 5,478	CREW @ Los Angeles (MLS)	1-2=3 1-0=1	CLB=McBride (West) 4', FARRELL 65', McBride (Clark) 88' LA=Vanney 37'	DOUGHERTY (2) Reis (7)	Fullerton, CA (Quarterfinals)
9-1 2,109	CREW vs. Rochester (AL)	0-2=2 0-3=3	CLB=Warzycha 56', West (Elcock) 77' ROC=Tiley (Tanner) 68', Schweitzer 86', HARDY 90'	Dougherty (3) ONSTAD (4)	VA Beach, VA (Semifinals)

2000 U.S. Open Cup

DATE	Match	SCORING	GOALS (ASSISTS)	GK (SAVES)	Site (Round)
6-14 848	CREW @ Cape Cod (D3)	0-2=2 0-0=0	CLB=WEST (Schell) 46', Aguilera (West) 55'	NAPOLEON (3) Nelson (13)	S. Yarmouth, MA (Rd. of 32)
7-19 3,297	CREW vs. Hampton Roads (A-League)	2-2=4 1-0=1	CLB=Joseph (Warzycha) 25', FARRELL (Joseph) 30', Duhaney (Joseph) 60', 93+ H.R.=Fenger (Martinez) 39'	NAPOLEON (4) Idzahl (6)	Columbus, OH (Rd. of 16)
8-9 4,177	CREW vs. New York (MLS)	0-1-0-0=1 0-1-0-0=1	CLB=McBride (Warzycha) 74' PKs (6): Warzycha (G), McBride (G), Perez (G), Joseph (G), Farrell (sv), Aguilera (G), Yeagley (G), Lapper (Miss-VR) N.Y.=Ramos (Comas) 62' PKs (7): Valencia (G), Walsh (G), Chung (G), Jolley (G), Ramos (sv), Corrales (G), Shak (G), PETKE (G)	Napoleon (6) Howard (4)	Columbus, OH (Quarterfinals)

2001 U.S. Open Cup

DATE	Match	SCORING	GOALS (ASSISTS)	GK (SAVES)	Site (Round)
6-27 9,339	CREW vs. Carolina (D3)	2-3=5 0-1=1	CLB=Washington (Cunningham) 33', WASHINGTON (Cunningham) 44', Cunningham (Washington) 52', Perez (Harkes) 79', Cunningham (Longo) 88' CAR=Benjamin (Thelen) 82'	DOUGHERTY (2) Lowery (5)	Columbus, OH (Rd. of 32)
7-11 4,916	CREW vs. Miami (MLS)	0-2=2 1-0=1	CLB=Cunningham (McBride) 52', CUNNINGHAM, (Maisonneuve) 89' MIA=Rooney 24'	DOUGHERTY (0) Cassar (5)	Columbus, Ohio (Rd. of 16)
7-24 5,695	CREW @ New England (MLS)	0-1=1 0-2=2	CLB=Perez (Oughton) 85' N.E.=Cate (pk) 50', SUNSING (Williams) 62'	Presthus (5) FERNANDEZ (5)	Foxboro, Mass. (Quarterfinals)

2002 U.S. Open Cup

DATE	Match	SCORING	GOALS (ASSISTS)	GK (SAVES)	Site (Round)
7-17 7,887	CREW vs. Richmond (AL)	1-2=3 0-0=0	CLB=McBRIDE (pk) 34', Washington (Martino) 69', Washington (Martino) 73'	BUSCH (5) Pascale (6)	Columbus, OH (Rd. of 16)
8-7 8,314	CREW @ New York (MLS)	1-1=2 0-1=1	CLB=McBride (Oughton) 34', MARTINO (Cunningham) 46', N.Y.=Faria 49'	BUSCH (3) Grafer (2)	Uniondale, NY (Quarterfinals)
9-10 2,103	CREW vs. Kansas City (MLS)	0-2-0-1=3 1-1-0-0=2	CLB=Buddle (Martino) 76', Perez 92+*, PEREZ (Buddle) 109', K.C.=Own Goal (McCarthy) 2', Brown (Quill) 62'	BUSCH (5) Meala (5)	Columbus, OH (Semifinals)
10-24 6,054	CREW vs. Los Angeles (MLS)	1-0=1 0-0=0	CLB=GARCIA (West) 30'	BUSCH (4) Reis (4)	Columbus, OH (Final)

2003 U.S. Open Cup

DATE **Match**
8-6 CREW vs.
5,509 New York (MLS)

SCORING
3-0=3
1-3=4

GOALS (ASSISTS)

CLB=Buddle 10' (Cunningham), Buddle 11' (Cunningham), Maisonneuve 43' (Cunningham)
N.Y.= Own Goal 24' (Maisonneuve), Jolley 54' (Williams), Pope 77' (Wolyniec), POPE 86' (Guevara)

GK (SAVES)

Presthus (2)
WALKER (5)

Site (Round)

Columbus, OH
(Rd. of 16)

2004 U.S. Open Cup

DATE **Match**
6/30 CREW vs.
5,288 Syracuse (AL)

SCORING
0-2=2
0-1=1

GOALS (ASSISTS)

CLB=Buddle (Scott) 70'; PAULE 91+' (pk)
SYR=Schweitzer 81'

GK (SAVES)

BUSCH (0)
Nagy

Site (Round)

Columbus, OH
(Rd. of 32)

7/20 CREW vs.
5,426 Chicago (MLS)

1-0-0=1
0-1-1=2

CLB=Hejduk (Wingert) 27'

CHI=Ralph 66' pk;
RALPH (Armas) 106+'

Busch (13)

RING

Columbus, OH

(Rd. of 16)

2005 U.S. Open Cup

DATE **Match**
8/3 CREW vs.
1,222 FC Dallas (MLS)

SCORING
1-0-0=1
1-0-2=3

GOALS (ASSISTS)

CLB=Martino (Hejduk) 36'
DAL= Talley (Pareja) 29'; THOMPSON 113'
Johnson 116' (pk)

GK (SAVES)

Walker (8)
CASSAR (3)

Site (Round)

Columbus, OH
(Rd. of 32)

2006 U.S. Open Cup

DATE **Match**
7/12 CREW at
2,511 Michigan (USL PDL)

SCORING
1-3=4
1-0=1

GOALS (ASSISTS)

CLB=Hendrickson (Rozenal) 16'; BECERRA (Rozenal) 59'; Thomas (Rozenal) 87'; Own Goal 89'
MCH=Rice 22

GK (SAVES)

PALMER (7)
Clark (9)

Site (Round)

Rochester Hills, MI
(Rd. of 32)

8/1 CREW at
4,774 D.C. United (MLS)

1-0-0=1
1-0-1=2

CLB=Marshall (Vasquez) 18'

D.C.=Moreno (Gomez) 22; Walker (Gomez) 93'

Gaudette (10)

RIMANDO (4)

Germantown, MD

(Rd. of 16)

2007 U.S. Open Cup

Date **Match**
4/24 CREW vs.
5,424 Los Angeles (MLS)

SCORING
0-0-0
1-0=1

GOALS (ASSISTS)

LA=JAGUA (Dorcas) 17'

GK (SAVES)

Gaudette (2) / Gruenebaum (2)
CRONIN (3)

Site (Round)

Columbus, OH
(Qualifier)

2008 U.S. Open Cup

Date **Match**
5/27 CREW vs.
4,816 Real Salt Lake (MLS)

SCORING
1-1=2
0-0=0

GOALS (ASSISTS)

CLB=Lenhart 26'; Rogers 53'

GK (SAVES)

GRUENEBAUM (7)
Rimando (8)

Site (Round)

Columbus, OH
(Qualifier)

6/10 CREW at
3,829 Chicago (MLS)
"CHI=King 10'; Herron (Mapp, Plotkin) 65'
HERRON (pk) 116'

0-2-0=2
1-1-1=3

CLB=Ekpo (Gaven) 63';

Garey (Zayner, Rogers) 67'
"CHI=King 10'; Herron (Mapp, Plotkin) 65';
HERRON (pk) 116'

Hesmer (4)

BUSCH

Peoria, IL

(Qualifier)

2009 U.S. Open Cup

Date **Match**
6/30/09 CREW
6,098 at Rochester (USL-1)

SCORING
1-0=1
1-0=1

GOALS (ASSISTS)

CLB= Oughton (Nyazamaba) 37'
ROC= Harden (Menyongai) 32'

GK (SAVES)

Gruenebaum
MELIA

Site (Round)

Rd. of 16

* Rochester wins on penalty kicks, 5-3

2010 U.S. Open Cup

Date **Match**
6/29/10 CREW
1,790 vs. ROC

Scoring
1-1=2
0-1=1

Goals (Assists)

CLB= Iro (Gaven) 30'; LENHART 94+'
ROC = Spicer 69'

GK (Saves)

GRUENEBAUM (2)
Vallow

Site(Round)

Columbus, OH
(Rd. of 16)

7/6/10 CREW
1,847 vs. CHS

1-2=3
0-0=0

CLB= RENTERIA (PK) 38';

Lenhart (Oughton) 70'; Gaven (Ekpo) 87'

GRUENEBAUM

Melia

Columbus, OH

(Quarterfinal)

9/1/10 CREW
3,411 at D.C.

0-1-1-0=2
1-0-0-0=1

CLB= Iro (Garey) 89';

SCHELOTTO (PK) 98'

D.C.= Hernandez (PK) 13'

GRUENEBAUM (5)

Hamid

Washington, D.C.

(Semifinal)

10/5/10 CREW
31,311 at SEA

1-0=1
1-1=2

CLB= Burns (Lenhart) 24'

SEA= Nyassi (Sturgis) 38'; NYASSI 66'

Gruenebaum

KELLER

Seattle, WA

Final

2011 U.S. Open Cup

Date **Match**
6/28/11 CREW
1,845 vs. RIC

Scoring
1-0=1
1-1=2

Goals (Assists)

CLB=Grossman (Veram) 37'
RIC = Hironaka (Nyazamaba) 20'
DELICATE (Elcock) 85'

GK (Saves)

Gruenebaum (1)
PASCALE (3)

Site(Round)

Columbus, OH
(Rd. of 16)

ALL-TIME CREW U.S. OPEN CUP SCORING INTERVALS

	0-10	11-20	21-30	31-40	41-45	46-50	51-60	61-70	71-80	81-90	OT	TOTAL
Crew Scoring	3	5	7	9	3	4	7	6	5	13	3	65
Opponent Scoring	2	3	5	4	1	2	2	8	1	6	6	40

ALL-TIME LINEUPS

1996

4-13-96

vs. D.C. United

4-0 (1 own goal)

Oshoniyi
Clark
Watson
Michallik
Thompson
Khumalo
Battelle (Yeagley)
Bliss
Marino-1 (Maisonneuve)
McBride-2
Paz (Cozier)

4-20-96

vs. Tampa Bay

1-2

Oshoniyi
Clark
Watson
Michallik
Thompson
Khumalo-1
Battelle
Bliss (Carrera)
Marino (Maisonneuve)
McBride
Paz

4-27-96

at New York

2-0

Oshoniyi
Clark
Watson
Michallik
Thompson-1
Khumalo
Battelle (Yeagley)
Bliss-1
Maisonneuve (Ward)
McBride
Paz (Carrera)

5-2-96

at Kansas City

4-6 (1 own goal)

Oshoniyi
Clark-1
Watson
Michallik
Thompson
Khumalo
Battelle (Marino)
Bliss (Carrera)
Yeagley-1
McBride-1
Paz

5-5-96

at Dallas

0-1 SO

Oshoniyi
Ward
Watson
Michallik
Thompson
Khumalo
Battelle (Marino, Cozier)
Bliss
Yeagley
McBride
Paz (Carrera)

5-11-96

vs. New England

3-2

Oshoniyi
Clark
Watson
Michallik
Thompson
Khumalo
Battelle
Bliss (Young)
Yeagley (Carrera)
McBride-2
Paz (Marino-1)

5-15-96

at D.C. United

2-5

Oshoniyi
Clark
Watson
Michallik
Thompson
Khumalo
Battelle (Carrera)
Ward (Yeagley)
Young (Marino)
McBride-1
Paz-1

5-19-96

vs. Colorado

2-4

Oshoniyi
Clark
Watson
Michallik
Thompson
Khumalo-1
Battelle
Carrera (Yeagley)
Bliss (Cozier)
McBride-1
Paz (Young)

5-26-96

at Los Angeles

2-3

Oshoniyi
Clark
Yeagley
Watson
Michallik
Thompson (Cozier)
Khumalo
Ward (Carrera)
Bliss (Carrera)
Marino-2
Paz (Young)

6-1-96

at San Jose

2-3 SO

Oshoniyi
Clark
Caligiuri
Watson
Thompson
Carrera
Bliss
Michallik
Marino-1 (Ward)
McBride-1
Paz

6-8-96

vs. Kansas City

3-4 SO

Oshoniyi
Clark
Caligiuri
Watson
Thompson
Carrera
Bliss
Michallik
Marino-1 (Ward)
McBride
Paz-2

6-14-96 (Exh.)

vs. U.S. U-23s

2-3 @ Ohio Stadium

Winner (Fearon)
Clark
Michallik (Watson)
Ward (Battelle)
Thompson
Warzycha-1
Bliss
Yeagley
Carrera (Greenwood)
Cozier-1
Paz (Marino)

6-19-96

vs. Colorado

2-3 SO

Oshoniyi
Clark
Bliss
Watson
Thompson-1
Warzycha
Battelle (Cozier)
Michallik
Marino
McBride
Paz (Carrera-1)

6-22-96

at Tampa Bay

4-3 SO

Winner
Clark
Bliss
Watson
Michallik
Thompson
Warzycha
Caligiuri-1
Khumalo-1 (Battelle)
Marino-1
Paz (Carrera)

6-27-96

at New England

2-1 SO

Winner
Clark
Bliss (Battelle)
Watson
Michallik
Thompson
Warzycha
Caligiuri
Khumalo (Carrera)
Marino-1
Paz (Cozier)

6-30-96

vs. New York

0-4

Winner
Clark
Bliss
Michallik (Cozier)
Thompson
Warzycha (Yeagley)
Caligiuri
Khumalo (Carrera)
Marino
McBride
Paz

7-4-96

at Tampa Bay

1-4

Winner
Clark
Caligiuri
Battelle (Iribarren)
Michallik (Khumalo)
Thompson
Warzycha
Bliss
Paz (Carrera)
Marino-1
McBride

7-7-96

at Colorado

1-2

Winner
Clark (Michallik)
Iribarren
Caligiuri
Thompson
Warzycha-1
Khumalo (Cozier)
Bliss
Marino
McBride
Paz (Carrera)

7-11-96

vs. New England

2-1 SO

Winner
Michallik
Iribarren
Caligiuri-1
Thompson
Warzycha
Khumalo (Yeagley)
Bliss
Marino
McBride
Carrera

7-20-96

vs. San Jose

3-4

Oshoniyi
Clark
Iribarren
Caligiuri
Thompson
Warzycha-1
Khumalo
Bliss (Washington)
Marino (Paz)
McBride-2
Carrera

7-25-96

vs. Tampa Bay

1-0

Harrington
Clark
Iribarren
Caligiuri
Thompson
Warzycha
Khumalo (Cozier)
Bliss (Michallik)
Marino-1 (Washington)
McBride
Carrera

7-28-96

at D.C. United

0-2

Harrington
Clark
Iribarren
Caligiuri
Michallik (Yeagley)
Thompson
Warzycha
Maisonneuve
Carrera (Paz)
Marino (Washington)
McBride

7-31-96

vs. Dallas

1-2

Harrington
Clark
Iribarren (Yeagley)
Caligiuri
Michallik (Paz)
Thompson
Warzycha
Maisonneuve
Khumalo
Marino
McBride-1 (Carrera)

8-4-96

at Los Angeles

2-1 SO

Harrington (Winner)
Clark
Iribarren
Caligiuri
Michallik (Paz-1)
Thompson
Warzycha (Marino)
Maisonneuve
Yeagley
Khumalo
McBride (Carrera)

8-10-96

vs. D.C. United

3-2

Friedel
Smith
Iribarren-1
Caligiuri
Michallik
Thompson (Paz-1,
Cozier)
Warzycha
Maisonneuve
Yeagley
Khumalo
McBride-1 (Carrera)

8-14-96
at Dallas
3-2 SO
Friedel
Clark
Iribarren
Caligiuri
Michallik (Marino)
Warzycha (Carrera-1)
Maisonneuve
Yeagley
Smith
Khumalo
McBride-1(Paz)

8-18-96
vs. San Jose
2-0

Friedel
Smith
Yeagley
Clark
Michallik
Paz-1 (Cozier)
Warzycha
Maisonneuve-1
Khumalo (Caligiuri)
McBride
Carrera (Marino)

8-24-96
vs. Kansas City
2-1

Friedel
Clark
Iribarren
Caligiuri
Smith
Paz (Marino, Michallik)
Warzycha
Yeagley
Maisonneuve-1
McBride-1
Khumalo

8-28-96
vs. Los Angeles
2-0

Friedel
Smith
Iribarren
Caligiuri-1
Michallik (Cozier)
Carrera (Greenwood)
Warzycha
Yeagley (Miller)
Maisonneuve
McBride-1
Marino

9-7-96
at Kansas City
5-1

Friedel
Smith
Iribarren
Caligiuri
Michallik
Miller (Cozier)
Warzycha
Yeagley
Maisonneuve-3
McBride (Marino-1)
Carrera-1 (Moneme)

9-15-96
vs. New York
2-0
Friedel
Clark
Iribarren
Caligiuri
Michallik
Smith
Maisonneuve
Yeagley
Carrera-1
Miller (Battelle)
McBride-1 (Marino, Paz)

9-18-96
@ New York
0-1

Friedel
Clark
Iribarren
Caligiuri
Michallik (Paz)
Smith (Khumalo)
Warzycha
Yeagley
Carrera (Battelle)
Maisonneuve
Marino

9-21-96
at New England
1-0

Friedel
Clark
Iribarren (Battelle)
Caligiuri
Michallik
Smith
Warzycha
Yeagley
Maisonneuve
Khumalo (Carrera)
McBride-1 (Marino)

9-25-96 (ECS-1)
vs. Tampa Bay
0-2
Friedel
Clark (Paz)
Iribarren
Caligiuri
Michallik (Carrera)
Smith
Warzycha
Yeagley
Maisonneuve
Khumalo
McBride (Marino)

9-28-96 (ECS-2)
at Tampa Bay
2-1
Friedel
Clark
Iribarren
Caligiuri
Smith
Maisonneuve
Warzycha (Miller)
Yeagley
Carrera (Battelle)
McBride-1
Paz-1 (Marino)

10-2-96 (ECS-3)
at Tampa Bay
1-4
Friedel
Clark
Iribarren
Caligiuri
Smith
Maisonneuve
Warzycha
Yeagley
Carrera
McBride-1
Paz (Marino)

1997
3-29-97
vs. Colorado
2-1 SO
Friedel
Michallik (Marino-1)
Yeagley
Clark
Miguez
Butler (Smith)
Warzycha
Salcedo
Carrera
Maisonneuve
McBride

4-5-97
at Colorado
0-2
Friedel
Miller (Elcock)
Yeagley
Clark (Marino)
Miguez
Smith
Warzycha
Salcedo
Carrera (Rudman)
Maisonneuve
McBride

4-13-97
vs. Dallas
2-1
Friedel
Smith
Yeagley
Clark
Elcock
Warzycha
Maisonneuve
Salcedo
Khumalo (Miguez)
Carrera (Marino)
McBride-2

4-19-97
vs. San Jose
2-1 SO
Winner
Smith
Yeagley
Clark
Elcock
Warzycha
Maisonneuve
Salcedo
Khumalo (Jachym)
Carrera (Rudman)
Marino-1

4-26-97
at New York
1-2
Friedel
Smith
Yeagley
Clark (Bliss)
Elcock
Warzycha
Maisonneuve
Salcedo
Michallik (Jachym)
Carrera (Rudman)
McBride-1

5-3-97
at San Jose
3-1
Friedel
Elcock
Yeagley
Miguez
Salcedo
Bliss-1 (Miller)
Warzycha
Maisonneuve
Carrera (Rudman)
Khumalo-1 (Smith)
McBride-1

5-9-97
at New England
2-0
Friedel
Elcock
Yeagley
Miguez
Salcedo-1
Bliss (Clark)
Warzycha (Michallik)
Maisonneuve
Khumalo
Carrera-1 (Smith)
McBride

5-11-97
vs. New York
3-0
Friedel
Elcock
Yeagley
Miguez
Salcedo
Bliss (Smith)
Warzycha
Maisonneuve-1
Khumalo-1 (Clark)
Carrera-1
McBride (Marino)

5-14-97 (Exh.)
vs. Leeds United
2-1 at Ohio Stadium
Friedel (Winner)
Elcock
Yeagley
Miguez (Smith)
Salcedo (Miller)
Clark
Warzycha-1 (Michallik)
Maisonneuve
Khumalo (Jachym)
Carrera-1 (Marino)
Rudman

5-17-97
at Colorado
1-2 SO
Friedel
Elcock
Yeagley
Miguez
Salcedo
Bliss (Clark)
Warzycha
Maisonneuve
Khumalo (Smith)
Carrera
Rudman (Marino-1)

5-22-97
at Kansas City
1-3
Friedel
Clark
Yeagley-1
Elcock
Salcedo (Smith)
Bliss
Warzycha
Maisonneuve
Miguez (Farrell)
Jachym (Carrera)
Marino

5-25-97
at Los Angeles
0-1
Friedel
Michallik
Yeagley
Clark
Miguez (Farrell)
Salcedo
Bliss (Elcock)
Warzycha
Carrera
Maisonneuve
Rudman (Marino)

5-29-97
vs. D.C. United
2-3
Friedel
Elcock (Bliss)
Yeagley
Clark
Miguez
Warzycha
Maisonneuve
Carrera (Smith)
Khumalo
Farrell-1
Marino-1

6-7-97
at Tampa Bay
1-3
Friedel
Clark
Yeagley
Lapper
Miguez (Michallik)
Warzycha
Salcedo (Marino)
Maisonneuve
Bliss (Smith)
Carrera-1
Farrell

6-15-97**vs. Colorado****0-2**

Friedel
Clark
Michallik
Lapper (Miller)
Bliss (Carrera)
Elcock (Smith)
Warzycha
Maisonneuve
Khumalo
Farrell
Marino

6-21-97**vs. New York****2-1**

Friedel
Dooley-1
Clark (Yeagley)
Lapper
Bliss
Maisonneuve
Warzycha
Carrera
Elcock (Farrell)
Khumalo (Marino)
McBride-1

7-4-97**vs. Kansas City****1-2**

Friedel (Winner)
Dooley
Clark
Lapper
Yeagley (Carrera)
Bliss
Farrell
Warzycha (Marino-1)
Maisonneuve
Smith
McBride

7-13-97**vs. Dallas****1-2**

Winner
Dooley (Marino)
Clark
Lapper
Miguez
Salcedo
Warzycha
Maisonneuve
Khumalo (Farrell)
Wood (Yeagley)
McBride-1

7-20-97**vs. New England****1-0**

Friedel
Dooley
Clark
Lapper
Miguez
Salcedo
Warzycha-1 (Michallik)
Maisonneuve
Farrell
Wood (Yeagley)
McBride

7-25-97**at D.C. United****1-2 SO**

Friedel
Dooley
Clark
Lapper
Miguez
Salcedo (Smith)
Maisonneuve
Khumalo (Yeagley)
Warzycha
Wood (Marino-1)
McBride

7-27-97**vs. Tampa Bay****0-1 SO**

Friedel
Dooley
Clark
Lapper
Miguez
Yeagley
Salcedo (Elcock)
Warzycha
Michallik (Maison-
neuve)
Wood
McBride (Marino)

7-30-97**at D.C. United****2-4**

Friedel
Dooley
Clark
Lapper
Miguez (Farrell)
Yeagley
Salcedo (Elcock)
Maisonneuve (Smith)
Warzycha
Marino-1
Wood-1

8-2-97**at Los Angeles****2-1**

Friedel
Dooley
Clark
Lapper-1
Miguez
Salcedo
Warzycha (Elcock)
Maisonneuve
Khumalo (Thompson-1)
Marino
Wood (Farrell)

8-9-97**at San Jose****1-2 SO**

Friedel
Dooley-1
Clark
Lapper
Elcock
Salcedo
Warzycha (Farrell)
Maisonneuve
Khumalo (Thompson)
Marino
Wood

8-16-97**vs. D.C. United****2-0**

Friedel
Dooley-1 (Farrell)
Clark
Lapper
Elcock (Smith)
Yeagley
Salcedo
Thompson
Warzycha
Maisonneuve
Wood (Marino-1)

8-23-97**vs. New England****2-1**

Friedel
Dooley
Clark
Lapper
Elcock-1
Yeagley
Salcedo (Carrera)
Thompson (Smith)
Warzycha
Maisonneuve
Wood-1 (Marino)

8-30-97**vs. Los Angeles****2-0**

Friedel
Dooley
Clark
Lapper
Elcock
Salcedo
Thompson
Warzycha-2
Khumalo (Smith)
Maisonneuve
Wood (Marino)

9-6-97**at Dallas****0-3**

Winner
Salcedo
Clark
Lapper
Elcock
Smith
Warzycha
Maisonneuve (Yeagley,
Marino)
Khumalo
Farrell
Wood

9-12-97**at New England****0-1**

Friedel
Dooley
Clark
Lapper
Elcock
Salcedo (Carrera)
Michallik (Smith)
Warzycha
Khumalo (Marino)
Maisonneuve
Wood

9-14-97**vs. Kansas City****2-0**

Friedel
Dooley-1
Clark
Lapper
Thompson (Smith)
Maisonneuve
Warzycha
Yeagley-1
Elcock
Farrell-1 (Marino)
Wood-1 (Salcedo)

9-18-97**at Tampa Bay****1-2**

Friedel
Dooley (Salcedo)
Clark
Lapper
Smith (Carrera)
Maisonneuve-1
Warzycha
Yeagley (Marino)
Elcock
Farrell
Wood

9-25-97**at New York****1-0**

Friedel
Salcedo
Clark-1
Lapper
Elcock
Yeagley
Khumalo (Smith)
Maisonneuve
Warzycha (Michallik)
Farrell (Marino)
Wood

9-28-97**vs. Tampa Bay****2-1 SO**

Friedel
Salcedo
Clark
Lapper
Elcock
Smith
Khumalo (Maison-
neuve-1)
Carrera (Abukusumo)
Yeagley
Farrell (Marino)
Wood

10-5-97 (ECS-1)**at Tampa Bay****2-1**

Friedel
Dooley
Clark
Yeagley
Lapper
Thompson (Wood-1)
Maisonneuve
Khumalo (Salcedo)
Warzycha
Farrell-1 (Marino)
McBride

10-8-97 (ECS-2)**vs. Tampa Bay****2-0**

Friedel
Dooley
Elcock
Lapper
Clark
Thompson (Smith)
Maisonneuve
Yeagley
Warzycha-1
Farrell (Marino)
McBride-1 (Salcedo)

10-12-97 (ECF-1)**at D.C. United****2-3**

Friedel
Dooley-1
Elcock (Smith)
Lapper
Clark
Farrell-1
Yeagley (Marino)
Warzycha
Maisonneuve
Wood (Thompson)
McBride

10-15-97 (ECF-2)**vs. D.C. United****0-1**

Friedel
Dooley
Clark
Lapper (Wood)
Elcock
Yeagley (Marino)
Thompson
Maisonneuve
Warzycha
McBride
Farrell (Carrera)

1998**3-21-98****at Tampa Bay****2-1**

Dougherty
Lapper
Clark
Yeagley
Cannon
Thompson
Maisonneuve-1
Elcock (John)
Warzycha (Carrera)
McBride-1 (Smith)
Farrell

3-29-98**at Dallas****1-2**

Sommer
Lapper
Clark
Yeagley
Cannon (Cunningham)
Thompson
Maisonneuve
Farrell (Elcock)
Warzycha (Carrera)
John
McBride-1

4-4-98
vs. D.C. United
2-1
 Sommer
 Lapper-1
 Clark
 Elcock
 Dooley (Iribarren)
 Yeagley (Farrell)
 Warzycha
 Maisonneuve
 Thompson
 McBride-1
 John (Cannon)

4-11-98
vs. New England
3-2
 Sommer
 Clark
 Iribarren
 Elcock
 Dooley
 Farrell-1
 Maisonneuve
 Warzycha-1 (Carrera)
 Thompson
 John
 (Cunningham,Cannon)
 McBride-1

4-18-98
vs. Miami
5-1
 Sommer
 Clark
 Iribarren
 Lapper
 Dooley
 Farrell-1 (Thompson)
 Maisonneuve (Yeagley)
 Warzycha
 Elcock
 John-3 (Cunningham)
 McBride-1

4-26-98
at D.C. United
1-2 SO
 Sommer
 Clark
 Iribarren (Carrera)
 Lapper
 Dooley
 Farrell (Thompson)
 Maisonneuve (Yeagley)
 Warzycha
 Elcock
 John-1
 McBride
4-30-98
at Tampa Bay
1-0
 Sommer
 Clark
 Iribarren
 Lapper
 Yeagley-1
 Elcock (Thompson)
 Dooley
 Smith (Warzycha)
 Farrell
 John (Cunningham)
 McBride

5-9-98
at Miami
0-2
 Sommer
 Iribarren
 Lapper
 Dooley (Carrera)
 Smith
 Farrell
 Maisonneuve
 Thompson
 Warzycha (Cannon)
 John (Cunningham)
 McBride

5-17-98
vs. Los Angeles
2-0
 Dougherty
 Clark
 Elcock
 Iribarren
 Smith
 Farrell
 Thompson (West)
 Warzycha
 Carrera-1
 Glenn (Yeagley)
 Cunningham-1

5-22-98
at New England
2-0
 Dougherty
 Clark
 Iribarren
 Cannon
 Elcock
 Thompson
 Warzycha-1
 Carrera (Yeagley)
 Farrell (Gregor)
 Cunningham-1
 Glenn (Smith)

5-27-98
at Kansas City
1-2 SO
 Dougherty
 Clark (West)
 Iribarren (Smith)
 Cannon
 Yeagley
 Elcock
 Thompson
 Warzycha
 Farrell-1
 Cunningham
 Glenn (Gregor)

5-30-98
vs. San Jose
4-1
 Dougherty
 Clark
 Elcock
 Cannon
 Yeagley
 Thompson (Gregor)
 Carrera (Smith)
 Warzycha
 Farrell
 Cunningham-1
 John-3 (Glenn)

6-6-98
at Chicago
0-2
 Dougherty
 Clark
 Iribarren
 Cannon (Gregor)
 Yeagley (Carrera)
 Elcock
 Thompson
 Warzycha
 Farrell
 Cunningham (Glenn)
 John

6-13-98
vs. D.C. United
3-4 SO
 Dougherty (Winner)
 Clark
 Iribarren
 Cannon (Smith)
 Elcock
 West-1 (Cunningham)
 Yeagley
 Gregor
 Farrell-1
 Carrera
 John-1

6-20-98
vs. New York
2-1
 Dougherty
 Clark
 Iribarren (Abukusumo)
 Elcock
 Yeagley
 Thompson-1
 Gregor
 Carrera (Smith)
 Farrell
 West (Cunningham)
 John-1

7-3-98
at San Jose
1-2 SO
 Sommer
 Clark
 Iribarren (West)
 Dooley (Gregor)
 Elcock
 Yeagley
 Thompson
 Maisonneuve-1
 Farrell
 John (Cunningham)
 McBride

7-7-98 - Open Cup**
at Rochester
(A-League)
2-1 OT
 Sommer
 Clark
 Elcock
 Cannon
 Yeagley-1
 Maisonneuve (Smith)
 Gregor
 Thompson (West)
 Farrell
 John (Cunningham)
 McBride-1

7-9-98
vs. Chicago
3-0
 Sommer
 Clark
 Elcock
 Dooley (West)
 Smith-1
 Thompson
 Maisonneuve (Gregor)
 Yeagley
 Farrell
 John-1
 McBride-1 (Cunningham)

7-19-98
at New York
0-3
 Sommer
 Clark (Carrera)
 Dooley
 Elcock
 Yeagley
 Thompson
 Gregor (Cunningham)
 Smith
 Farrell (West)
 John
 McBride

7-22-98 - Open Cup***
vs. Miami Fusion
3-0 at Chatt., Tenn.
 Dougherty
 Clark
 Dooley (Gregor)
 Cannon (Carrera)
 Abukusumo
 Thompson
 Smith
 Yeagley
 West (Sommer)
 McBride-2
 Cunningham-1

7-25-98
vs. Dallas
1-2
 Sommer
 Clark
 Dooley
 Cannon (Carrera)
 Abukusumo
 Thompson
 Smith
 Yeagley-1
 West (Gregor)
 McBride
 Cunningham

7-29-98
at Miami
2-3
 Sommer
 Clark
 Dooley
 Cannon (Williams)
 Abukusumo (Iribarren)
 Thompson
 Yeagley (Warzycha)
 Smith
 West
 McBride
 Cunningham-2

8-4-98 - Open Cup****
vs. New York
1-0 at Metairie, La.
 Sommer
 Clark
 Dooley
 Iribarren-1 (Farrell)
 Smith
 Williams
 Yeagley
 Warzycha (Abukusumo)
 Elcock
 John
 McBride (Cunningham)

8-8-98
vs. New England
6-1
 Sommer
 Clark (Thompson)
 Dooley-1
 Yeagley
 Elcock
 Williams
 Farrell-1 (Cannon)
 Smith-1
 Warzycha (Carrera)
 John-2
 McBride-1

8-12-98
at New York
1-3
 Sommer
 Clark
 Iribarren (Cunningham-1)
 Dooley
 Smith
 Williams
 Farrell (Thompson)
 Elcock
 Warzycha (Yeagley)
 McBride
 John

8-16-98
vs. Kansas City
5-3 (1 own goal)
 Sommer
 Clark (Abukusumo)
 Dooley
 Iribarren
 Yeagley
 Elcock
 Warzycha (Smith)
 Williams
 Farrell
 Cunningham-1 (John-3)
 McBride

8-29-98
vs. Tampa Bay
3-1
 Sommer
 Clark
 Dooley
 Elcock
 Yeagley
 Thompson (Cunningham)
 Smith
 Williams-1
 Farrell (Warzycha)
 John-2
 McBride (Cannon)

8-29-98
at Los Angeles
3-0
 Sommer
 Clark (Cannon)
 Dooley
 Elcock
 Iribarren
 Thompson
 Williams (Warzycha)
 Yeagley (Abukusumo)
 Smith
 John-2
 McBride-1

9-6-98
vs. New York
4-3 (1 own goal)
 Sommer
 Clark
 Iribarren
 Elcock (Cunningham)
 Dooley
 Thompson
 Yeagley (Warzycha)
 Williams (Carrera)
 Smith-1
 John-1
 McBride-1

9-9-98
vs. Miami
1-0
 Sommer
 Clark
 Dooley
 Iribarren (Cunningham-1)
 Elcock
 Thompson
 Warzycha
 Williams (Farrell)
 Smith
 John
 McBride (Carrera)

9-12-98
at New England
0-2
 Sommer
 Clark
 Iribarren (Cunningham)
 Dooley
 Thompson (Maisonneuve)
 Elcock
 Smith (Farrell)
 Warzycha
 Williams
 John
 McBride

9-16-98
vs. Colorado
2-4
 Sommer
 Clark (Cunningham)
 Dooley
 Iribarren
 Yeagley
 Thompson
 Warzycha (West)
 Williams (Farrell)
 Elcock
 McBride
 John-2

9-19-98
at Colorado
1-2
 Dougherty
 Clark
 Dooley
 Elcock
 Iribarren (West)
 Smith
 Thompson
 Warzycha (Cunningham)
 Maisonneuve (Williams)
 Farrell
 John-1

9-24-98
vs. Tampa Bay
3-4
 Dougherty
 Abukusumo
 Dooley
 Iribarren (West)
 Yeagley (Smith)
 Thompson (Warzycha)
 Maisonneuve-1
 Williams
 Farrell
 John-1
 McBride-1

9-27-98
at D.C. United
2-3 SO
 Dougherty
 Dooley
 Clark
 Iribarren (Abukusumo)
 Elcock
 Yeagley
 Maisonneuve (Smith)
 Williams
 Farrell (West)
 McBride
 John-2

9-30-98 (ECS-1)
vs. New York
5-3
 Sommer
 Clark
 Dooley
 Iribarren
 Smith-1
 Farrell-1
 Maisonneuve (Yeagley)
 Williams (Warzycha)
 Elcock (Thompson)
 John-1
 McBride-2

10-3-98 (ECS-2)
at New York
2-1 SO
 Sommer
 Clark
 Dooley
 Elcock
 Iribarren (Abukusumo)
 Farrell (Thompson)
 Williams
 Yeagley
 Smith (West)
 John-1
 McBride

10-11-98 (ECF-1)
at D.C. United
0-2
 Sommer
 Clark
 Dooley
 Elcock
 Iribarren (West)
 Farrell
 Williams (Cunningham)
 Yeagley
 Smith
 John
 McBride (Thompson)

10-18-98 (ECF-2)
vs. D.C. United
4-2
 Sommer
 Clark
 Dooley-1
 Iribarren
 Elcock
 Farrell (Abukusumo)
 Yeagley
 Smith
 West (Williams)
 John-1
 McBride-2 (Warzycha)

10-21-98 (ECF-3)
at D.C. United
0-3
 Sommer
 Clark
 Dooley
 Elcock
 Abukusumo
 Farrell
 Yeagley (Cunningham)
 Smith
 West (Warzycha)
 John
 McBride

10-30-98 - Open Cup
at Chicago Fire
1-2 OT (Soldier Field)
 Sommer
 Dooley
 Clark
 Iribarren
 Smith
 Warzycha (Farrell)
 Maisonneuve (Yeagley)
 Williams
 Elcock
 John-1
 McBride

1999
3-28-99
at New York
0-1
 Dougherty
 Clark
 Dooley
 Lapper
 Yeagley (West)
 Elcock
 Warzycha
 Williams
 Farrell (Kmosko)
 Cunningham
 (Maisonneuve)
 McBride

4-3-99
at Tampa Bay
3-2
 Dougherty
 Clark
 Dooley (Cunningham)
 Lapper (Williams)
 Yeagley-1
 Elcock
 Warzycha
 Maisonneuve (Smith)
 Farrell
 John-1
 McBride-1

4-8-99
at Los Angeles
2-1 SO
 Dougherty
 Clark
 Dooley
 Lapper
 West (Warzycha)
 Yeagley
 Williams (Cunningham)
 Maisonneuve
 Farrell (Smith)
 John-1
 McBride

4-17-99
at New England
1-0 SO
 Dougherty
 Clark
 Dooley
 Lapper
 West (Elcock)
 Yeagley
 Kmosko (Cunningham)
 Maisonneuve
 Farrell
 John
 McBride

4-24-99
at Dallas
0-2
 Dougherty
 Clark (Elcock)
 Dooley
 Lapper
 West (Cunningham)
 Yeagley (Williams)
 Kmosko
 Maisonneuve
 Farrell
 John
 McBride

4-28-99
at Kansas City
1-0
 Dougherty (Napoleon)
 Kmosko
 Dooley
 Elcock
 Lapper
 Warzycha (West)
 Williams
 Maisonneuve
 Thompson (Farrell-1)
 John (Cunningham)
 McBride

5-9-99
at San Jose
2-1
 Dougherty
 Clark
 Dooley (Elcock)
 Lapper
 Kmosko
 Yeagley
 Williams (Farrell)
 Maisonneuve
 Thompson
 Cunningham-2
 McBride (John)

5-15-99
vs. New England
2-0
 Dougherty
 Clark
 Dooley
 Lapper
 Kmosko
 Yeagley
 Williams (Elcock)
 Maisonneuve (Warzycha)
 Thompson (Farrell)
 Cunningham-1
 John-1

5-22-99
vs. Tampa Bay
0-1 SO
 Dougherty
 Clark
 Dooley
 Lapper
 Kmosko (Warzycha)
 Yeagley
 Williams
 Maisonneuve
 Thompson (Farrell)
 Cunningham (Elcock)
 John

5-29-99
vs. Los Angeles
2-1 SO
 Dougherty
 Clark
 Dooley (Kmosko)
 Lapper
 Warzycha (Elcock)
 Yeagley (Thompson)
 Williams
 Maisonneuve
 Farrell
 Cunningham-1
 John

6-5-99
at D.C. United
0-1
 Dougherty
 Clark (Thompson)
 Chulis
 Lapper
 Kmosko
 Yeagley (Warzycha)
 Williams
 Maisonneuve
 Farrell
 Cunningham
 John

6-13-99
vs. D.C. United
1-2
 Dougherty
 Clark
 Chulis (Williams)
 Lapper
 Kmosko (Cunningham-1)
 Dooley
 Thompson
 Maisonneuve
 Farrell
 Warzycha
 McBride

6-16-99
vs. New England
2-1 SO
 Dougherty
 Clark
 Dooley
 Lapper
 Thompson
 Maisonneuve (Elcock)
 Warzycha
 Farrell (Kmosko)
 Cunningham-1
 John
 McBride

6-26-99
vs. New York
2-1
 Dougherty
 Clark
 Dooley
 Lapper
 Elcock
 Maisonneuve-1
 Warzycha (Yeagley)
 Farrell
 Cunningham (Kmosko)
 John-1 (Williams)
 McBride

6-30-99
vs. San Jose
4-3 SO
 Dougherty
 Clark
 Dooley
 Lapper (Yeagley)
 Farrell
 Maisonneuve
 Warzycha
 Elcock-1 (West)
 Thompson
 John-2
 McBride

7-4-99
at Colorado
3-0
 Dougherty
 Clark
 Dooley
 Lapper-1
 Farrell (Kmosko)
 Maisonneuve (Williams)
 Warzycha
 Elcock
 Yeagley
 John-2 (West)
 McBride

7-7-99
vs. D.C. United
1-2 SO
 Dougherty
 Clark
 Dooley (Thompson)
 Lapper
 Farrell (Cunningham)
 Maisonneuve (West)
 Warzycha
 Elcock
 Yeagley
 John-1
 McBride

7-10-99
at Miami
0-2
 Dougherty
 Clark
 Yeagley
 Elcock
 Kmosko (Abukusumo)
 Maisonneuve
 Warzycha
 Williams
 Thompson (Cunningham)
 John
 McBride (West)

7-13-99 - Open Cup**
vs. Carolina
(A-League)
3-0 (Crew Stadium)
 Dougherty
 Clark
 Abukusumo
 Lapper
 Yeagley (Smith)
 Farrell
 Elcock-1
 Warzycha
 Cunningham (DeBrito)
 John-2
 West

7-24-99
vs. Dallas
4-1
 Dougherty
 Clark
 Yeagley
 Lapper
 Maisonneuve
 Farrell (West-1)
 Elcock-1 (Smith)
 Warzycha
 DeBrito
 Cunningham-1
 John-1 (Abukusumo)

8-1-99
vs. Miami
4-0
 Dougherty
 Clark
 Yeagley
 Lapper
 DeBrito
 Farrell (Thompson)
 Maisonneuve-1
 Warzycha
 Elcock (Dooley)
 John-3
 Cunningham (West)

8-8-99
vs. Kansas City
2-1
 Dougherty
 Clark
 Yeagley
 Lapper
 DeBrito
 Elcock-1
 Maisonneuve
 Warzycha-1
 Farrell
 West (Williams)
 McBride

8-11-99 - Open Cup***
vs. L.A. Galaxy
3-1 (Fullerton, Calif.)
 Dougherty
 Clark
 Yeagley
 Lapper
 DeBrito
 Elcock (Dooley)
 Maisonneuve
 Warzycha
 Farrell-1 (Abukusumo)
 West (Smith)
 McBride-2

8-14-99
at D.C. United
1-2
 Dougherty
 Clark
 Yeagley
 Lapper
 DeBrito (Dooley)
 Elcock
 Maisonneuve
 Warzycha
 Farrell (John)
 West (Cunningham-1)
 McBride

8-18-99
at New York
4-2
 Dougherty
 Clark
 Yeagley
 Lapper
 DeBrito-1 (Dooley)
 Elcock (Thompson)
 Maisonneuve
 Warzycha (Williams)
 Cunningham
 John-3
 McBride

8-22-99
vs. Tampa Bay
1-2 SO
 Dougherty
 Clark (Williams)
 Dooley
 Lapper
 Yeagley
 West (Thompson)
 Maisonneuve
 Warzycha
 Elcock (Farrell)
 McBride-1
 John

8-27-99
at Tampa Bay
1-2
 Dougherty
 Clark (Williams)
 Dooley (Chulis)
 Lapper
 Yeagley
 West
 Maisonneuve
 Warzycha-1
 Farrell (Cunningham)
 McBride
 John

9-1-99 - Open Cup****
vs. Rochester
(A-League)
2-3 @ Va. Beach, Va.
 Dougherty
 Clark
 Dooley
 Lapper
 Yeagley
 West-1 (Abukusumo)
 Warzycha-1
 Elcock
 Cunningham (Williams)
 McBride
 John

9-4-99
vs. Colorado
2-1
 Dougherty
 Clark
 Yeagley
 Lapper
 Elcock
 West (Dooley)
 Maisonneuve
 Warzycha-1
 Smith (Farrell)
 McBride
 John-1 (Cunningham)

9-12-99
vs. New York
1-2
 Dougherty
 Clark
 Yeagley
 Lapper
 Elcock
 West (Cunningham)
 Maisonneuve
 Warzycha
 Smith (Farrell)
 McBride-1
 John (Williams)

9-18-99
at New England
1-0 SO
 Dougherty
 Clark
 Yeagley
 Lapper
 DeBrito
 West
 Maisonneuve (Cunningham)
 Warzycha
 Elcock
 McBride
 John

9-23-99
at Chicago
2-1
 Dougherty
 Clark
 Yeagley
 Lapper
 DeBrito
 West (Dooley)
 Farrell
 Williams (Thompson)
 Elcock (Smith)
 McBride
 Cunningham-2

9-26-99
vs. Miami
2-1
 Dougherty
 Clark (Dooley)
 Yeagley
 Lapper
 DeBrito (West)
 Elcock
 Warzycha
 Farrell (Smith)
 Cunningham
 McBride-2
 John

10-3-99
at Miami
1-4
 Napoleon
 Abukusumo (Lapper)
 Yeagley
 Chulis
 Elcock
 West
 Dooley (Warzycha)
 Williams
 Thompson (Farrell)
 Cunningham-1
 John

10-10-99
vs. Chicago
2-3 SO
Dougherty
Clark
Yeagley
Lapper
Smith (Elcock)
West
Maisonneuve
Warzycha
Cunningham-1
McBride
John-1

10-17-99 (ECS-1)
vs. Tampa Bay
2-0
Dougherty
Clark
Yeagley
Lapper
DeBrito
Elcock (Farrell)
Maisonneuve (Smith)
Warzycha
Cunningham (West)
McBride
John-2

10-22-99 (ECS-2)
at Tampa Bay
2-0
Dougherty
Clark
Yeagley
Lapper
DeBrito
West-1 (Farrell)
Maisonneuve (Smith)
Warzycha
Cunningham-1
McBride
John (Dooley)

10-31-99 (ECF-1)
at D.C. United
1-2
Dougherty
Clark
Yeagley
Lapper
DeBrito (Farrell)
West (Williams)
Warzycha
Smith (Elcock)
Cunningham-1
McBride
John

11-7-99 (ECF-2)
vs. D.C. United
5-1
Dougherty
Clark (West)
Yeagley
Lapper
DeBrito (Smith)
Cunningham-1
Warzycha
Williams (Farrell)
Elcock-1
McBride
John-3

11-13-99 (ECF-3)
at D.C. United
0-4
Dougherty
Clark (Smith)
Yeagley
Lapper
DeBrito (Farrell)
Cunningham
Warzycha
Williams (West)
Elcock
McBride
John

2000
3-18-00
at Tampa Bay
1-5
Dougherty
Duhaney
Lapper
Gori
Smith (DeBrito)
West
Perez (Schell)
Warzycha
Farrell (Cunningham)
Washington-1
McBride

3-25-00
vs. San Jose
2-1, 2OT
Dougherty
Clark
Lapper
Duhaney
DeBrito
Cunningham (West-1)
Warzycha-1
Perez
Elcock
Washington
McBride

4-1-00
vs. Chicago
0-2
Dougherty
Clark
Lapper
Duhaney
DeBrito (Farrell)
West
Warzycha
Perez (Gori)
Cunningham (Schell)
Washington
McBride

4-8-00
vs. Los Angeles
2-2, 2OT
Dougherty
Clark
Elcock
Lapper
Duhaney
DeBrito (Schell)
West (Farrell)
Warzycha
Perez (Gori)
Washington-2
McBride

4-15-00
at New York
1-3
Dougherty
Clark
Elcock
Lapper
DeBrito
West
Perez
Warzycha
Duhaney (Gori)
Washington (Schell)
McBride-1

4-22-00
vs. Colorado
2-3
Dougherty (Napoleon)
Clark
Elcock
Lapper (Cunningham)
DeBrito (Aguilera)
West
Warzycha
Perez
Gori (Duhaney)
Washington-2
McBride

4-29-00
at Dallas
1-2
Dougherty
Clark
Elcock
Yeagley
Duhaney (Chulis)
DeBrito
Schell (West)
Perez
Gori
Washington-1
McBride (Farrell)

5-3-00
at D.C. United
2-1 (1 own goal)
Dougherty
Clark
Yeagley
Duhaney
Gori
DeBrito (Cunningham)
Warzycha-1
Perez
West (Joseph)
Washington (Chulis)
McBride

5-6-00
vs. New York
0-2
Napoleon
Clark (Aguilera)
Yeagley
Duhaney
Gori
DeBrito (Farrell)
Warzycha
Perez
West
McBride
Joseph (Cunningham)

5-13-00
at Tampa Bay
1-3
Dougherty
Clark
Yeagley
Elcock
Duhaney (West)
Warzycha-1
Perez
Aguilera (McBride)
Gori (Joseph)
Cunningham
Washington

5-20-00
vs. Dallas
2-1
Dougherty
Clark
Yeagley
Gori (Lapper)
West-1 (Farrell)
Warzycha
Perez
Joseph (Schell)
McBride
Cunningham
Washington-1

5-24-00 (Exh.)
vs. Hamburg SV
4-1
Napoleon
Clark-1
Elcock-1
Yeagley
Gori-1
DeBrito
West (Schell)
Warzycha (Aguilera)
Joseph (Farrell)
Washington-1 (Chulis)
McBride (Perez)

5-27-00
at Miami
4-2
Dougherty
Clark
Yeagley
Elcock
Joseph (Gori)
Perez (DeBrito)
West
Warzycha
Washington-2
McBride-2
Cunningham (Farrell)

6-3-00
vs. D.C. United
1-1, 2OT
Dougherty
Clark
Elcock
Yeagley
DeBrito (Aguilera)
Farrell
Warzycha
Gori
West
Washington (Joseph)
Cunningham-1 (Lapper)

6-7-00
at Dallas
2-3
Napoleon
Clark
Gori
Yeagley
Aguilera (Farrell)
Elcock
Perez-1
West-1
Warzycha
Washington
Cunningham (Joseph)

6-10-00
vs. Dallas
1-1, 2OT
Napoleon
Yeagley
Clark
Gori
West
Aguilera (DeBrito)
Warzycha
Elcock (Farrell-1)
Perez
Washington (Joseph)
Cunningham

6-14-00 - Open Cup*
at Cape Cod (D3 Pro)
2-0 at S. Yarmouth, MA
Napoleon
Clark
Yeagley
Gori
DeBrito (Armas)
Schell
Aguilera-1 (Elcock)
Duhaney
Joseph
Cunningham (West-1)
Farrell

6-17-00
at Colorado
0-0, 2OT
Napoleon
Clark
Yeagley
Gori
DeBrito
Elcock
Warzycha
Farrell (Cunningham)
Perez (Aguilera)
McBride (Washington)
West

6-24-00
vs. New England
3-1
Napoleon
Clark
Elcock
Yeagley
DeBrito
Armas (Lapper)
Warzycha
Farrell-1 (Cunningham-1)
Perez-1 (Aguilera)
West
Washington

6-28-00
vs. Tampa Bay
1-2
 Napoleon
 Clark (Lapper)
 Elcock
 Yeagley
 Armas (Joseph)
 DeBrito
 Warzycha
 Perez
 Farrell (Cunningham)
 Washington
 West-1

7-1-00
vs. San Jose
2-1
 Dougherty
 Lapper (Duhaney)
 Yeagley
 Gori
 Armas (Aguilera)
 DeBrito (Farrell)
 Warzycha-1
 Perez
 Cunningham
 West
 Washington-1

7-4-00
at Los Angeles
0-1
 Dougherty
 Lapper
 Clark
 Gori
 Yeagley
 Perez
 Armas (Elcock)
 Warzycha
 DeBrito (Cunningham)
 Washington
 West (Farrell)

7-8-00
at Chicago
1-3
 Dougherty
 Clark
 Yeagley
 Lapper (Aguilera)
 Gori
 Farrell
 Duhaney (Warzycha)
 Perez
 Joseph (Cunningham)
 West
 Washington-1

7-12-00
vs. New England
4-1
 Dougherty
 Clark
 Yeagley
 Lapper
 DeBrito
 Farrell
 Warzycha
 Perez (Aguilera)
 Gori (Cunningham)
 Washington-2 (Duhaney)
 West-2

7-15-00
vs. Kansas City
2-0
 Dougherty
 Clark
 Yeagley
 Lapper
 DeBrito (Aguilera)
 West (Duhaney)
 Warzycha
 Farrell-1
 Perez
 Cunningham (Joseph)
 Washington-1

7-19-00 - Open Cup**
vs. Hamp. Rds.
(A-League)
4-1
 Napoleon
 Clark
 Yeagley
 Lapper
 Warzycha
 Farrell-1
 Aguilera
 Duhaney-1 (Schell-1)
 Perez (Longo)
 Cunningham (Gori)
 Joseph-1

7-22-00
at Kansas City
1-3
 Dougherty
 Lapper
 Clark
 Yeagley
 Gori (Aguilera)
 Warzycha-1
 Farrell (Joseph)
 Perez
 Duhaney
 Washington
 Cunningham

7-26-00 (Exh.)
vs. Newcastle Utd.
2-2
 Dougherty (Napoleon)
 Clark
 Yeagley
 Lapper
 Chulis (Gori)
 Schell (Elcock)
 Warzycha
 Duhaney (Joseph-1)
 Perez (Aguilera, Longo)
 Farrell
 Cunningham-1

8-2-00
at San Jose
2-1
 Dougherty
 Clark (Gori)
 Yeagley
 Lapper-1
 Farrell
 Perez
 Warzycha
 Elcock
 McBride-1
 Cunningham (Chulis)
 Washington (Joseph)

8-5-00
at New England
1-1, 20T
 Dougherty
 Gori (Aguilera)
 Yeagley
 Lapper
 Elcock
 Perez (Chulis)
 Warzycha-1
 Farrell
 McBride
 Joseph (Duhaney)
 Cunningham

8-9-00 - Open Cup***
vs. New York
1-1, 2 OT/L
7-6 in PKs
 Napoleon
 Clark
 Yeagley
 Lapper
 Gori (Joseph)
 Elcock (Duhaney)
 Perez
 Warzycha
 McBride-1
 Cunningham (Aguilera)
 Farrell

8-16-00
vs. Miami
2-0
 Dougherty
 Clark
 Yeagley
 Lapper
 DeBrito (Rzepa)
 Farrell
 Warzycha
 Perez (Duhaney)
 Gori-1
 Washington-1 (Joseph)
 Cunningham

8-26-00
at New England
1-2
 Dougherty
 Clark
 Yeagley (Joseph)
 Lapper
 Rzepa (Gori)
 Elcock
 Perez
 Farrell (West)
 McBride-1
 Washington
 Cunningham

8-30-00
vs. Tampa Bay
3-4
 Dougherty
 Lapper
 Rzepa
 Gori (Yeagley)
 Chulis (Cunningham)
 Joseph-2 (Farrell)
 Warzycha
 Perez-1
 Duhaney
 West
 Washington

9-1-00
at San Jose
0-3
 Napoleon
 Clark
 Rzepa (Aguilera)
 Lapper
 Chulis (Cunningham)
 Joseph
 Perez
 Duhaney (Schell)
 Warzycha
 West
 Washington

9-6-00
at Chicago
1-3
 Dougherty
 Clark
 Rzepa
 Lapper
 Yeagley (Cunningham)
 Warzycha
 West
 Perez (Joseph)
 Elcock-1
 Washington
 McBride

9-9-00
vs. Chicago
2-3
 Dougherty
 Clark
 Yeagley
 Lapper (Washington)
 Elcock
 West
 Warzycha
 Duhaney-1
 Joseph (Aguilera)
 Cunningham
 McBride-1

2001
4-4-01
at Saprissa
(Costa Rica)
0-2 (FC Giants
Cup QF-1)
 Presthus
 Yeagley
 Bonseu
 Clark
 Lapper
 Elcock
 Warzycha
 Maisonneuve (Buddle)
 Duhaney
 West
 Mucino (Cunningham)

4-7-01
vs. Chicago
1-1, 20T
 Presthus
 Yeagley (Lapper)
 Bonseu
 Clark
 Elcock
 Cunningham
 Warzycha
 Maisonneuve (Aguilera)

West
 Buddle (DeBrito)
 Washington-1

4-11-01
vs. Saprissa (Costa Rica)
1-1 (FC Giants Cup QF-2)
 Presthus
 Elcock
 Bonseu
 Yeagley (Yeagley)
 Aguilera (Mucino)
 Maisonneuve-1
 Warzycha
 Perez
 Buddle
 Washington
 West (Cunningham)

4-14-01
at Tampa Bay
2-1
 Presthus
 Elcock
 Bonseu (Yeagley)
 Clark
 Duhaney
 Cunningham (DeBrito)
 Warzycha
 Maisonneuve
 Perez-1
 West-1 (Lapper)
 Washington

4-21-01
vs. Kansas City
3-0
 Presthus
 Yeagley (Buddle)
 Clark (Adams)
 Bonseu
 Duhaney
 West
 Maisonneuve
 Perez
 Warzycha (Aguilera)
 Cunningham
 Washington

5-5-01
vs. Miami
0-0
 Presthus
 Lapper
 Clark
 Bonseu
 Duhaney
 Yeagley
 West (Washington)
 Maisonneuve
 Perez
 Elcock
 McBride



5-12-01 at Dallas 0-4 Presthus Lapper (Buddle) Clark Bonseu Harkes Maisonneuve Elcock (Adams) Perez Duhaney (Oughton) West McBride	6-2-01 vs. Los Angeles 1-1, 2OT Presthus Lapper Bonseu Clark Oughton (Buddle) West Maisonneuve (Harkes) Perez-1 Duhaney Cunningham (Washington) McBride	6-30-01 at Miami (Orange Bowl) 3-4 Presthus Lapper (Longo) Clark Bonseu Duhaney (Oughton) Harkes West Perez (Woan) Maisonneuve-1 Buddle-1 Washington-1	7-21-01 vs. San Jose 2-1 Presthus Lapper Clark Bonseu Duhaney Oughton Maisonneuve Perez-1 Elcock-1 (Woan) McBride Cunningham (Buddle)	8-15-01 vs. Dallas 3-0 Presthus Lapper Bonseu Oughton Harkes Warzycha (Elcock) Maisonneuve-1 Duhaney Perez-1 Washington-1 (Adams) Cunningham (Buddle)
5-16-01 at New England 1-2 Presthus Bonseu Lapper Clark Oughton Harkes Maisonneuve (Perez) Duhaney McBride West Buddle-1	6-9-01 at Chicago 0-1 Presthus Lapper Bonseu Clark Duhaney (Elcock) Harkes Oughton (West) Perez (Washington) Maisonneuve Cunningham McBride	7-4-01 at Los Angeles 2-0 Presthus Lapper Clark Bonseu Duhaney Harkes West-2 (Washington) Perez (Oughton) Maisonneuve (Buddle) Cunningham McBride	7-24-01 - Open Cup*** at New England (MLS) 1-2 Presthus Lapper Clark Bonseu Duhaney (Buddle) Harkes Maisonneuve Perez-1 West (Oughton) Cunningham McBride	8-19-01 at New York 1-0 Presthus Lapper Bonseu Clark Harkes Warzycha Maisonneuve-1 Duhaney Perez (Oughton) Washington (Elcock) Cunningham (Buddle)
5-19-01 vs. D.C. United 2-1, 2OT Presthus Bonseu Clark Duhaney Oughton Harkes West (Cunningham-1) Perez Maisonneuve (Elcock) Buddle (Lapper) McBride-1	6-16-01 vs. Tampa Bay 6-1 Presthus Lapper Clark (Adams) Bonseu Duhaney-1 Harkes (Longo) West Perez Maisonneuve (Oughton) Cunningham-2 Washington-3	7-7-01 vs. Dallas 2-2, 2OT Presthus (Dougherty) Lapper (Elcock) Clark Bonseu Duhaney Harkes (Perez-1) West Maisonneuve McBride Cunningham Washington (Buddle-1)	8-1-01 vs. Chicago 3-0 Presthus Clark Bonseu Oughton Duhaney Harkes West (Warzycha) Maisonneuve-1 Perez-1 (Woan) McBride (Washington) Cunningham-1	8-25-01 at D.C. United 1-2 Presthus Lapper Bonseu Clark Harkes (Oughton) Maisonneuve Elcock (West) Duhaney Perez Washington (Buddle) Cunningham-1
5-26-01 vs. Colorado 3-3, 2OT Presthus Lapper Clark Duhaney (Cunningham) Oughton Harkes (Longo) West-1 Perez-1 Maisonneuve-1 Buddle (Washington) McBride	6-23-01 at Dallas 2-1 Presthus Lapper-1 Clark Bonseu Duhaney Harkes West-1 (Elcock) Perez (Oughton) Maisonneuve Cunningham Washington (McBride)	7-11-01 - Open Cup** vs. Miami (MLS) 2-1 Dougherty Lapper Clark Bonseu Duhaney (Elcock) Harkes Maisonneuve Perez West (Oughton) Cunningham-2 McBride	8-4-01 @ Kansas City 3-1 Dougherty Lapper Clark Bonseu Duhaney Harkes West (Warzycha) Maisonneuve-1 Perez-1 McBride (Washington) Cunningham-1 (Oughton)	8-29-01 at Chicago 4-1 Presthus Lapper (Buddle) Bonseu Clark Oughton Warzycha-1 West Duhaney Perez Washington Cunningham
5-29-01 (Exh.) vs. Bayer Lever. (Germany) 4-3 Dougherty Lapper Bonseu Clark Duhaney (Gori) West (Adams) Oughton (Longo) Maisonneuve (Elcock) Perez-1 (Iribarren) Washington McBride-2 (Cunningham-1)	6-27-01 - Open Cup* vs. Carolina (D3 PRO) 5-1 Dougherty Lapper Clark Bonseu Duhaney Harkes West (Longo) Perez-1 Maisonneuve (Woan) Cunningham-2 Washington-2 (Oughton)	7-18-01 vs. New York 2-1 (1 own goal) Presthus Lapper Clark Bonseu Duhaney Oughton Maisonneuve Perez (Washington-1) West (Elcock) McBride Cunningham (Buddle)	8-11-01 at San Jose 2-2, 2OT Presthus Lapper Clark Oughton Harkes Warzycha-1 (Elcock) Maisonneuve Duhaney Perez McBride Cunningham-1	9-1-01 vs. New England 4-1 Presthus Lapper Bonseu Clark (Buddle) Maisonneuve-1 (Longo) Warzycha-1 Oughton Duhaney Perez Washington (Adams) Cunningham-2

9-9-01
@ Tampa Bay
2-1
 Presthus
 Lapper
 Bonseu
 Clark
 Maisonneuve-1
 Warzycha (Harkes)
 West (Elcock)
 Duhaney
 Perez
 Washington
 Cunningham-1 (Yeagley)

9-22-01 (QF-1)
vs. San Jose
1-3
 Presthus
 Lapper (Elcock)
 Bonseu
 Clark
 Harkes (Buddle)
 Maisonneuve
 West
 Duhaney (Warzycha-1)
 Perez
 Washington
 Cunningham

9-26-01 (QF-2)
at San Jose
0-3
 Presthus
 Lapper (Torres)
 Bonseu
 Clark
 Harkes
 Maisonneuve
 Elcock (Buddle)
 Duhaney (West)
 Warzycha
 Perez
 Cunningham

2002
3-23-02
vs. Chicago
0-2
 Presthus
 Clark (Buddle)
 McCarty (Washington)
 Torres
 Denton
 Maisonneuve
 Warzycha
 Perez
 West
 Cunningham (Martino)
 McBride

3-27-02
at New York
1-0
 Presthus
 Clark
 McCarty
 Torres
 Denton
 Warzycha
 Maisonneuve
 Perez (Oughton)
 West (Harkes)
 Cunningham-1
 Washington (Dunseth)

4-6-02
vs. New York
1-2 (OT)
 Presthus
 Clark (Harkes)
 Dunseth
 Torres
 Denton
 Oughton
 Maisonneuve
 Perez
 West (Yeagley)
 Cunningham
 Washington-1 (Buddle)

4-20-02
vs. New England
0-2
 Presthus (Busch)
 Clark
 McCarty (Washington)
 Dunseth
 Denton (Martino)
 Harkes
 Maisonneuve
 Perez (Buddle)
 West
 McBride
 Cunningham

4-27-02
vs. D.C. United
0-3
 Busch
 Oughton (Lapper)
 Dunseth
 Torres
 Denton
 Harkes (Warzycha)
 Maisonneuve-1
 Martino
 West (Clark)
 Washington
 McBride

5-4-02
at San Jose
2-3
 Presthus
 Clark
 Dunseth
 Torres
 Denton
 Harkes
 Maisonneuve
 Martino
 Buddle
 Washington-1 (Warzycha)
 Cunningham-1

5-12-02
at D.C. United
1-1 (2OT)
 Presthus
 Clark
 Dunseth
 Torres
 Oughton
 Harkes (Perez)
 Maisonneuve (Buddle)
 Martino
 West (Warzycha)
 Washington-1
 Cunningham

5-15-02 (Exh.)
vs. FC Nurnberg (Ger.)
7-2
 Busch
 Torres
 McCarty
 Lapper
 Oughton (Washington-1)
 Yeagley (Dunseth)
 Maisonneuve (Leitch)
 Perez-1
 Denton
 Buddle-2
 Cunningham-3 (Warzycha)

5-18-02
vs. San Jose
2-0
 Presthus
 Torres
 Clark
 Dunseth
 Oughton
 Denton (McCarty)
 Harkes (Lapper)
 Martino (Yeagley)
 Maisonneuve
 Cunningham-1
 Buddle-1

5-25-02
vs. Dallas
1-1 (2OT)
 Presthus
 Torres
 Clark (Lapper)
 Dunseth
 Oughton
 Denton
 Yeagley (West)
 Martino
 Maisonneuve
 Cunningham-1 (McCarty)
 Buddle

6-2-02
at Chicago
4-5
 Presthus
 Torres
 Lapper (McCarty)
 Dunseth
 Oughton (Washington)
 Denton
 Maisonneuve
 West
 Martino-1
 Cunningham-2
 Buddle-1

6-12-02
@ New England
2-1 (2OT)
 Busch
 Torres
 McCarty-1
 Dunseth
 Oughton
 Denton (Leitch)
 Maisonneuve
 West
 Martino (Perez)
 Cunningham (Washington)
 Buddle-1

6-15-02
vs. San Jose
2-1
 Presthus
 Torres
 McCarty
 Dunseth
 Oughton
 Denton
 Maisonneuve
 West (Harkes)
 Martino (Perez)
 Cunningham-1
 Buddle (Washington-1)

6-19-02
vs. Kansas City
1-1 (2OT)
 Presthus
 Torres (Warzycha)
 McCarty
 Dunseth
 Oughton
 Denton
 Maisonneuve
 West
 Martino (Perez)
 Cunningham-1
 Buddle (Washington)

6-26-02 (Exh.)
vs. Club Tigris (Mexico)
1-2
 Busch (Presthus)
 Oughton
 Dunseth
 McCarty
 Denton (Clark, Leitch)
 Maisonneuve
 Warzycha (Harkes)
 Perez (Martino)
 West
 Buddle-1
 Washington (Cunningham)

6-29-02
at Dallas
0-1 (2OT)
 Presthus
 Denton
 McCarty
 Dunseth
 Oughton
 Maisonneuve (Perez)
 Harkes
 West (Clark)
 Martino (Warzycha)
 Cunningham
 Buddle

7-4-02
at New England
1-4
 Presthus
 McCarty
 Clark (Perez)
 Dunseth
 Torres
 Maisonneuve
 Denton
 West
 Martino (Harkes)
 Cunningham (Buddle)
 McBride-1

7-6-02
vs. New York
2-3
 Presthus
 Leitch (Buddle)
 Clark
 Dunseth
 Torres
 Harkes (Warzycha)
 West
 Maisonneuve
 Perez
 Maisonneuve
 Washington (Cunningham-1)
 McBride-1

7-13-02
at D.C. United
3-1
 Busch
 Leitch
 Clark
 Dunseth
 Torres
 Maisonneuve
 West (Warzycha)
 Denton
 Perez-1 (McCarty)
 Washington (Cunningham)
 McBride-2

7-17-02 - Open Cup**
vs. Richmond
(A-League)

3-0
 Busch
 Leitch
 Clark (McCarty)
 Dunseth
 Torres
 Maisonneuve
 West (Oughton)
 Denton
 Perez (Martino)
 Washington-2 (Garcia)
 McBride-1

7-20-02
vs. Colorado
1-1 (2OT)
 Busch
 Leitch
 Clark
 Dunseth
 Torres
 Maisonneuve
 West (Martino)
 Denton
 Perez
 Washington-1 (Oughton)
 McBride (Cunningham)



**7-24-02
vs. D.C. United**

1-0
Busch
Leitch
McCarty (Martino)
Dunseth
Torres
Maisonneuve (Oughton)
West
Denton
Perez
Washington-1
(Cunningham)
McBride

**7-27-02
at Los Angeles**

1-2
Busch
Leitch (Cunningham)
Clark-1
Dunseth
Torres
Maisonneuve
West
Denton (Garcia)
Perez (Martino)
Washington
McBride

**7-31-02
at New York**

3-2
Busch
Leitch
Dunseth
Clark
Torres
Oughton
Maisonneuve
West-1 (Warzycha)
Martino (Denton)
Cunningham-1
McBride-1 (Washington)

8-7-02 - Open Cup*
at New York**

2-1
Busch
Leitch
Dunseth
Clark
Torres
Oughton
Maisonneuve
West (McCarty)
Martino-1 (Denton)
Cunningham (Washington)
McBride-1 (Buddle)

**8-10-02
at Colorado**

1-2
Presthus
Leitch
Dunseth
McCarty
Denton (Garcia)
Maisonneuve (Warzycha)
Oughton (Buddle-1)
West
Martino
Washington
Cunningham

**8-14-02
vs. Los Angeles**

3-2
Busch
Leitch
Dunseth
Clark
Torres
Oughton
West
Martino-1
Washington (McCarty)
Buddle-1 (Warzycha)

**8-18-02
at Kansas City**

4-0
Busch
Leitch
Dunseth
McCarty
Torres
Oughton (Matteo)
West (Warzycha)
Maisonneuve (Garcia)
Perez
Cunningham-2
Buddle-2

**8-31-02
vs. New England**

0-0
Busch
McCarty
Clark
Dunseth
Torres
Oughton
West (Perez)
Maisonneuve
Martino (Washington)
McBride (Buddle)
Cunningham

**9-7-02
at San Jose**

3-4
Busch
McCarty
Clark (Martino)
Dunseth
Torres
Warzycha (Leitch)
Buddle-2
Denton (Garcia)
Perez
McBride
Cunningham-1

9-10-02 - Open Cup**
vs. Kansas City**

3-2 (OT)
Busch
McCarty (Washington)
Dunseth
Clark (Garcia)
Denton
Oughton
Buddle-1
Maisonneuve (Perez-2)
Martino
Cunningham
McBride (West)

**9-14-02
vs. Chicago**

2-0
Busch
Leitch (Torres)
Dunseth
Clark
Denton-1
Oughton
Buddle
Maisonneuve (West)
Perez (Warzycha)
McBride
Cunningham-1

**9-22-02
at Chicago**

1-2
Busch
Leitch (Washington)
Dunseth
Clark (Torres)
Denton
Oughton (Martino)
Buddle
Garcia
Perez
McBride
Cunningham-1

**9-25-02 (QF-1)
at San Jose**

2-1
Busch
McCarty
Dunseth
Clark
Denton
Oughton
Buddle-1 (West)
Garcia-1
Maisonneuve (Martino)
McBride
Cunningham (Torres)

**9-28-02 (QF-2)
vs. San Jose**

2-1
Busch
McCarty (West)
Dunseth
Clark
Denton
Oughton (Perez)
Buddle
Garcia-1
Martino (Maisonneuve)
McBride-1
Cunningham

**10-6-02 (SF-1)
at New England**

0-0 (2OT)
Busch
McCarty
Dunseth
Clark (Torres)
Denton
Oughton
Buddle (West)
Garcia
Maisonneuve
McBride
Cunningham

**10-9-02 (SF-2)
vs. New England**

0-1
Busch
McCarty (Washington)
Dunseth
Torres
Denton
Oughton
West (Martino)
Garcia
Maisonneuve (Perez)
McBride
Cunningham

**10-12-02 (SF-3)
at New England**

2-2 (2OT)
Busch
McCarty (Martino)
Dunseth
Torres
Denton
Oughton
Maisonneuve
Garcia
Perez (Washington-1)
McBride-1
Cunningham (West)

**10-24-02 - Open Cup*
vs. Los Angeles**

1-0
Busch
McCarty
Dunseth
Clark
Denton
Oughton
Maisonneuve (Warzycha)
Garcia-1 (Torres)
West (Martino)
Cunningham (Washington)
McBride

2003

**3-16-03
CONCACAF CC#
at DAU (Panama)**

1-2
Busch
Hejduk
Clark
Dunseth
Denton
West (Paule)
Martino
McCarty (Maisonneuve)
Garcia
Buddle-1
Cunningham

**3-23-03
CONCACAF CC#
vs. DAU (Panama)**

3-0
Busch
Hejduk
Clark (McCarty)
Torres
Maisonneuve (Oughton)
Buddle-2
Dunseth
Garcia

**West (Paule)
McBride-1
Martino**

**4-5-03
vs. Los Angeles**

1-1 (2OT)
Busch
Hejduk
Clark
Dunseth
Torres
Maisonneuve (Oughton)
Paule (Cunningham)
Martino
Garcia (Denton)
Buddle-1
McBride

**4-9-03
CONCACAF CC#
at Morelia (Mex.)**

0-6
Busch
Clark
McCarty
Denton
Oughton
Maisonneuve (Walsh)
Buddle (Cunningham)
Garcia
Paule (West)
Akwari
McBride

**4-12-03
at New York**

1-0
Busch
Hejduk
Clark
Dunseth
Denton
Maisonneuve
Paule (West)
Martino (Oughton)
Garcia
Buddle (Cunningham-1)
McBride

**4-16-03
CONCACAF CC#
vs. Morelia (Mex.)**

2-0
Presthus
Hejduk (Traeger)
McCarty
Akwari
Denton
Oughton
Paule
Walsh
Garcia (Maisonneuve)
Buddle-1 (McBride)
Cunningham-1

**4-19-03
vs. New England**

2-1
Busch
Hejduk
Clark
Dunseth
Denton-1
Maisonneuve (Oughton)
Paule
Martino
Garcia (McCarty)
Buddle (Cunningham)
McBride-1

**4-26-03
vs. New York**

0-1
Busch
Hejduk
Clark
Dunseth
Denton (Walsh)
Maisonneuve
Paule (West)
Martino
Garcia
Cunningham
McBride

**5-3-03
at Kansas City**

2-2 (20T)
Busch
Hejduk
Clark
Dunseth
Denton
Maisonneuve (Torres)
Paule
Martino-1
Oughton
Cunningham (West)
McBride-1

**5-10-03
vs. Colorado**

2-0
Busch
Hejduk
Clark
Dunseth
Denton
Maisonneuve (Oughton)
Paule
Martino (Walsh)
Garcia
Cunningham-1
McBride-1 (McCarty)

**5-17-03
at San Jose**

3-4
Busch
Hejduk
Clark
Dunseth
Denton (Torres)
Garcia
Oughton (Walsh)
Paule-1
West
Cunningham-1
McBride-1

**5-24-03
vs. New England**

2-3
Busch
Hejduk
Clark
Dunseth-1
Denton
Martino
Oughton (Walsh)
Paule-1
West
Cunningham
McBride

**5-31-03
vs. New York**

1-1 (20T)
Busch
Hejduk
Clark
McCarty
Torres
Garcia (West)
Martino (Walsh)
Oughton (Dunseth)
Paule
Cunningham-1
McBride

**6-7-03
vs. San Jose**

1-0
Busch
Hejduk
Clark
Dunseth
McCarty (Garcia)
Torres (West)
Denton
Walsh
Paule
Cunningham (Akwari)
McBride-1

**6-14-03
at D.C. United**

0-3
Presthus
Clark (Akwari)
Dunseth
McCarty
Torres (Buddle)
Denton
Garcia
Maisonneuve (Perea)
Paule
West
McBride

**6-21-03
at San Jose**

1-2
Busch (Presthus)
Clark
Dunseth
Denton
McCarty
Garcia
Maisonneuve
Paule
West (Buddle, Akwari)
Walsh
McBride - 1

**6-28-03
vs. D.C. United**

3-0
Presthus
Hejduk
Dunseth (Akwari)
Torres
McCarty
Denton
Maisonneuve (Oughton)
Paule
West -1 (Garcia)
Walsh - 1
McBride - 1

**7-5-03
vs. Dallas**

0-0 (20T)
Presthus
Clark
Dunseth
McCarty
Torres
Oughton
West (Cunningham)
Maisonneuve
Denton (Garcia)
Walsh
McBride

**7-19-03
vs. Kansas City**

0-1
Presthus
Clark
Dunseth
McCarty
Denton
Martino
Oughton
Maisonneuve
Walsh (Ritch)
West (Garcia)
Cunningham

**7-23-03
vs. New England**

1-1 (20T)
Presthus
Clark
Dunseth
McCarty
Denton
Oughton
Maisonneuve
Matteo-1
Walsh (Buddle)
Martino (Ritch)
Cunningham (Buddle)

**7-30-03
at Los Angeles**

1-2
Presthus
Hejduk
Clark
Dunseth
McCarty
Denton
Maisonneuve-1
Martino (Buddle)
Oughton (Ritch)
Matteo (Walsh)
Cunningham

8-6-03 Open Cup
vs. New York**

3-4
Presthus
Hejduk
Clark
Dunseth
Denton
Matteo (Paule)
Oughton
Walsh
Maisonneuve-1 (West)
Buddle-2 (Akwari)
Cunningham (Chacon)

**8-9-03
at Los Angeles**

1-3
Busch
Clark
Dunseth
McCarty
Oughton
Hejduk (Cunningham)
Denton
Matteo (West)
Paule
Buddle-1
Chacon

**8-13-03
vs. Chicago**

2-2 (20T)
Busch
Oughton
Clark
McCarty
Denton
Maisonneuve
West-1 (Garcia)
Paule
Chacon (Matteo)
Buddle-1 (Akwari)
Cunningham

**8-16-03
at Colorado**

1-2 (OT)
Busch
Hejduk
Clark
McCarty (Dunseth)
Denton
Maisonneuve
Oughton
Paule (Martino)
Garcia
Buddle-1
Cunningham

**8-23-03
@ Dallas**

2-1
Busch
Akwari
Clark
Denton
Hejduk
Garcia (Maisonneuve)
Martino (West)
Oughton
Paule-1 (Walsh)
Buddle-1
McBride

**8-31-03
vs. Kansas City**

1-0
Busch
Hejduk
Akwari
Clark
McCarty (Maisonneuve)
Martino (Matteo)
Oughton
Paule
West-1 (Garcia)
Buddle
McBride

**9-6-03
at Chicago**

1-1 (20T)
Busch
Hejduk
Clark
Akwari
Denton
Oughton
West (McCarty)
Martino (Chacon)
Garcia
Buddle-1 (Maisonneuve)
McBride

**9-13-03
vs. Dallas**

3-2
Busch
Hejduk
Clark
Akwari
Denton
Oughton (McCarty)
West (Garcia)
Martino (Chacon)
Paule
Buddle-2 (Maisonneuve)
McBride-1

**9-20-03
at New York**

0-1 (20T)
Busch
Hejduk
Clark
Denton
Williams (Akwari)
Oughton
West (McCarty)
Martino (Chacon)
Paule
Buddle
McBride

**9-27-03
at New England
2-3 (20T)**

Busch
Hejduk
Clark
Williams
Denton-1
Maisonneuve (Matteo)
West
Martino-1
Paule
Buddle
McBride

**10-4-03
vs. D.C. United
1-1 (20T)**

Busch
Hejduk
Clark (Cunningham)
Williams
Denton
Maisonneuve (Garcia)
West
Martino (Chacon)
Paule-1
Buddle
McBride

**10-10-03
at Chicago
0-2**

Busch
Hejduk
Clark
McCarty (Garcia)
Akwari
Maisonneuve (Cunningham)
Paule (Martino)
Chacon
West
Buddle
McBride

**10-19-03
at D.C. United
3-2 (20T)**

Busch
Oughton
Clark
Williams (McBride-2)
Denton
Maisonneuve (Walsh)
West-1
Martino (Chacon)
Paule
Buddle
Cunningham

**10-26-03
vs. Chicago
6-2**

Busch
Oughton
Clark
Williams (Garcia-1)
Hejduk
Maisonneuve (Traeger)
West (Cunningham-1)
Martino
Paule
Buddle-2
McBride-2

2004

**4-3-04
vs. New York
1-3**

Busch
Herdsmen
Fraser
Akwari (Oughton)
Denton (Sutton)
Elliott
Paule
Martino
Hejduk-1
Testo (Ritch)
Cunningham

**4-17-04
at Kansas City
0-1**

Busch
Herdsmen
Fraser
Marshall
Denton (Paule)
Elliott
Oughton
Maisonneuve (Martino)
Hejduk
Buddle (Scott)
Cunningham

**4-24-04
at Los Angeles
0-2**

Busch
Denton (Scott)
Fraser
Herdsmen
Marshall
Elliott
Maisonneuve (Paule)
Martino
Oughton (Testo)
Buddle
Cunningham

**5-1-04
vs. Dallas
0-0**

Busch
Herdsmen
Fraser
Marshall
Hejduk
Elliott
Paule (Oughton)
Martino
Maisonneuve (Wingert)
Buddle
Cunningham

**5-8-04
at D.C.
1-1**

Busch
Herdsmen
Fraser
Marshall
Hejduk
Elliott
Paule-1
Denton
Martino (Lagos)
Scott (Oughton)
Cunningham (Buddle)

**5-15-04
vs. New England
1-0**

Busch
Herdsmen
Akwari
Marshall
Hejduk
Elliott
Martino (Oughton)
Paule
Denton
Buddle-1 (Ritch)
Cunningham (Scott)

**5-23-04
at Chicago
3-1**

Busch
Herdsmen
Fraser
Marshall
Hejduk
Elliott
Paule
Martino-1 (Oughton)
Denton
Scott (Ritch-1)
Cunningham-1 (Testo)

**5-29-04
vs. San Jose
1-0**

Busch
Herdsmen (Akwari)
Fraser
Marshall
Hejduk
Denton
Maisonneuve (Lagos)
Martino (Wingert)
Paule
Ritch
Cunningham-1

**6-6-04
at New England
2-1**

Busch
Akwari
Fraser
Marshall
Hejduk-1
Denton
Lagos (Testo)
Martino (Wingert)
Paule
Ritch (Buddle)
Cunningham-1

**6-12-04
vs. Kansas City
2-2**

Busch
Akwari
Fraser
Marshall
Denton
Lagos (Elliott)
Martino (Barclay)
Oughton
Paule
Ritch (Testo)
Cunningham-2

**6-19-04
at D.C.
1-3**

Busch
Akwari
Fraser
Marshall
Denton (Wingert)
Elliott
Lagos-1
Oughton
Paule (Martino)
Testo
Cunningham (Ritch)

**6-26-04
vs. Colorado
1-2**

Busch
Akwari (Oughton)
Fraser
Marshall
Denton
Elliott
Hejduk (Ritch)
Lagos
Martino
Testo (Buddle-1)
Cunningham

**6-30-04 Open Cup*
vs. Syracuse
2-1**

Busch
Oughton
Fraser
Marshall
Wingert (Barclay)
Lagos (Martino)
Paule-1
Maisonneuve
Denton
Scott (Ritch)
Buddle-1

**7-3-04
vs. Chicago
2-0**

Busch
Akwari
Fraser
Oughton
Denton
Elliott
Martino
Paule
Wingert (Traeger)
Buddle-1 (Ritch)
Cunningham-1 (Scott)

**7-10-04
at Dallas
0-0**

Busch
Oughton
Fraser
Denton
Marshall
Wingert (Hejduk)
Elliott
Paule
Martino (Akwari)
Buddle
Cunningham
(Lagos)

**7-17-04
vs New England
1-1**

Busch
Fraser
Marshall
Oughton
Denton (Wingert)
Elliott
Hejduk
Martino-1
Paule
Buddle (Ritch)
Cunningham
(Lagos)

7-20-04 Open Cup
vs Chicago
1-2 (OT)**

Busch
Fraser
Marshall (Maisonneuve)
Oughton
Elliott
Hejduk-1
Martino
Paule
Wingert (Herdsmen, Denton)
Buddle
Cunningham

**7-24-04
at Colorado
0-0**

Busch
Fraser
Marshall
Oughton
Hejduk
Elliott
Martino (Maisonneuve)
Paule
Lagos (Wingert)
Buddle (Testo)
Cunningham

**7-28-04
vs. Dallas
2-1**

Busch
Fraser
Marshall
Oughton
Elliott
Hejduk
Lagos (Maisonneuve)
Paule
Wingert (Denton)
Buddle-2 (Cunningham)
Martino

**8-18-04
at New England
2-2**

Busch
Fraser
Marshall
Oughton
Elliott
Hejduk
Lagos
(Maisonneuve)
Paule (Szetela)
Wingert
(Cunningham)
Buddle-1
Martino-1

**8-14-04
at Los Angeles
0-0**

Busch
Akwari
Fraser
Marshall
Hejduk
Elliott
Oughton
Paule
Wingert (Denton)
Buddle (Cunningham)
Martino (Barclay)

**8-18-04
vs. Kansas City
2-1**

Busch
Akwari
Fraser
Marshall
Wingert
Paule-1
Oughton
Elliott
Denton (Cunningham)
Martino-1
Buddle (Testo, Lagos)

8-21-04

vs. D.C. United

2-2

Busch
Akwari (Szetela)
Fraser
Marshall
Hejduk
Paule-1
Oughton-1
Elliott
Wingert
Martino
Buddle
(Cunningham)

8-29-04

at New York

1-1

Busch
Akwari (Szetela)
Fraser
Marshall
Hejduk (Testo)
Paule-1
Oughton
Elliott
Wingert
Martino (Cunningham)
Buddle

9-4-04

vs. Los Angeles

3-1

Busch
Akwari
Fraser
Marshall
Oughton
Sanneh (Lagos)
Paule-3
Elliott
Wingert
Martino (Cunningham)
Buddle (Ritch)

9-8-04

at San Jose

1-0

Busch
Akwari
Fraser
Marshall
Oughton
Sanneh-1
Paule
Elliott
Wingert (Testo)
Martino (Lagos)
Buddle (Cunningham)

9-18-04

vs. New York

4-2

Busch
Oughton
Fraser
Marshall
Hejduk
Sanneh
Paule
Elliott
Wingert (Testo)
Martino (Cunningham)
Buddle-4 (Szetela)

9-25-04

vs. D.C. United

1-0

Busch
Oughton (Akwari)
Fraser
Marshall
Hejduk (Cunningham)
Sanneh-1
Paule
Elliott
Wingert
Martino (Testo)
Buddle

10-2-04

vs. Chicago

3-3

Busch
Sanneh
Fraser
Marshall
Hejduk
Oughton
Szetela (Lagos)
Elliott
Wingert (Testo)
Martino-1
Cunningham-2

10-6-04

at Chicago

1-0

Busch
Akwari
Fraser
Marshall
Szetela
Oughton
Elliott
Martino (Maisonneuve)
Wingert
Buddle-1 (Testo)
Cunningham (Lagos)

10-9-04

at New York

1-1

Jordan
Akwari
Wingert
Denton
Barclay (Oughton)
Maisonneuve
Lagos
Szetela
Testo (Marshall)
Ritch (Buddle)
Cunningham-1

10-16-04

at Colorado

1-1

Busch
Akwari
Fraser
Marshall
Szetela
Sanneh
Oughton-1
Elliott
Wingert
Martino
Buddle

10-23-04 (ECS-1)

at New England

0-1

Busch
Fraser
Marshall
Sanneh
Elliott (Washington)
Hejduk
Oughton
Paule
Wingert (Szetela)
Martino
Buddle (Cunningham)

10-31-04 (ECS-2)

vs. New England

1-1

Busch
Marshall
Oughton
Fraser
Hejduk
Wingert (Buddle-1)
Elliott
Paule
Sanneh
Washington
(Cunningham)
Martino (Szetela)

2005

4-2-05 vs. Los Angeles

3-0

Busch
Fraser (Kelly)
Marshall
Schulte
Elliott
Lagos
Martino
Szetela
Testo (Mediate)
Buddle-2
Razov-1 (Cameron)

4-9-05

at New England

0-3

Busch
Fraser
Marshall
Schulte (Kelly)
Elliott
Lagos (Hejduk)
Szetela
Buddle
Martino
Razov
Testo (Mediate)

4-15-05

vs. D.C. United

1-0

Busch
Fraser
Kelly
Marshall
Elliott
Hejduk
Martino (Lagos)
Szetela (Wingert)
Testo (Mediate)
Buddle-1
Razov

4-23-05

at Colorado

0-2

Busch
Fraser
Kelly (Wingert)
Marshall
Elliott
Hejduk
Martino (Barclay)
Rodriguez
Szetela
Buddle
Razov

4-30-05

vs. Chicago

0-2

Busch
Fraser
Marshall
Schulte (Glen)
Elliott
Hejduk
Martino (Sutton)
Szetela (Storey)
Wingert
Buddle
Razov

5-7-05

at D.C. United

1-3

Busch
Hejduk
Marshall
Wingert
Elliott
Martino (Lagos)
Mediate-1 (Storey)
Rodriguez
Szetela (Razov)
Buddle
Glen

5-14-05

vs. Kansas City

0-4

Busch
Hejduk
Herdsmen (Razov)
Marshall
Wingert
Elliott
Martino
Mediate
Rodriguez
Buddle (Lagos)
Glen (Cameron)

5-21-05

vs. Real Salt Lake

2-0

Busch
Fraser
Hejduk-2
Herdsmen (Mediate)
Marshall
Elliott
Martino (Kelly)
Rodriguez
Wingert
Buddle (Cameron)
Glen

5-25-05

at Los Angeles

0-0

Busch (Gaudette)
Fraser
Hejduk
Marshall
Wingert
Elliott
Herdsmen
Rodriguez
Henderson
Buddle (Cameron)
Martino (Szetela)

5-28-05

vs. New York

0-3

Gaudette
Fraser
Hejduk
Herdsmen (Storey)
Marshall
Elliott
Henderson
Martino
Rodriguez
Wingert (Glen)
Buddle (Mediate)
6-4-05 (Exh.)
vs. Catolica (Chile)

4-1

Gaudette (Baumstark)
Fraser (Kelly)
Herdsmen
Marshall-1 (Mediate)
Schulte
Elliott (Vasquez)
Storey
Wingert
Henderson (Testo)
Cameron-2 (Buddle)
Glen-1

6-11-05

vs. Colorado

1-0

Gaudette
Fraser
Hejduk
Herdsmen
Schulte
Elliott
Henderson
Martino (Wingert)
Rodriguez
Cameron (Wolyniec)
Glen-1 (Buddle)

6-18-05

at New York

2-3

Gaudette
Fraser
Hejduk
Marshall
Wingert
Elliott
Henderson (Testo)
Martino (Cameron)
Rodriguez
(Wolyniec)
Buddle-1
Glen-1

6-22-05

vs. New England

1-3

Gaudette
Fraser
Hejduk
Herdsmen (Testo)
Marshall
Elliott
Martino (Wolyniec)
Rodriguez (Storey)
Wingert
Buddle-1
Glen

6-29-05

at Kansas City

1-1

Gaudette
Fraser
Herdsmen (Kelly)
Marshall
Schulte
Elliott
Henderson
Martino (Armstrong)
Rodriguez-1
Buddle (Wingert)
Wolyniec

7-2-05

vs. D.C. United

0-1

Walker
Fraser
Kelly (Armstrong)
Marshall
Schulte
Elliott
Henderson
Martino
Rodriguez (Testo)
Buddle (Cameron)
Wolyniec



7-9-05

vs. San Jose

1-2
Walker
Fraser
Marshall-1
Schulte
Wingert
(Wolyniec)
Elliott
Henderson
Rodriguez
Szetela
Buddle (Cameron)
Testo (Sutton)

7-16-05

at Chicago

1-1
Walker
Marshall
Schulte
Wingert
Elliott
Henderson
Testo (Sutton)
Vasquez-1
Cameron
Martino (Glen)
Szetela (Rodriguez)

7-20-05

vs. New York

1-0
Walker
Fraser
Marshall
Wingert
Elliott
Henderson
Testo (Rodriguez)
Vasquez
Cameron
Glen (Sutton-1)
Martino (Storey)

7-23-05

vs. Kansas City

W 2-0
Walker
Fraser
Marshall
Wingert
Elliott
Henderson
Testo (Rodriguez)
Vasquez
Cameron-2
(Wolyniec)
Glen
Martino (Szetela)

7-27-05 (Exh.)

vs. Fulham FC

(England)
2-1
Walker (Gaudette)
Fraser (Schulte)
Marshall
Wingert
Elliott (Rodriguez)
Szetela
Vasquez (Barclay)
Henderson
(Mediate-1)
Cameron
(Wolyniec)
Martino (Sutton)
Storey-1 (Buddle)

8-3-05 - Open Cup*

vs. FC Dallas

1-3
Walker
Marshall
Wingert
Fraser
Hejduk
Elliott (Szetela)
Vasquez
Henderson (Rodriguez)
Martino-1
Cameron
Glen (Sutton)

8-6-05

at San Jose

1-2
Walker
Fraser
Marshall
Wingert
Elliott
Henderson-1
(Szetela)
Testo (Hejduk)
Vasquez
Cameron
Glen (Wolyniec)
Martino

8-14-05

at New York

1-2
Walker
Fraser
Marshall
Wingert
Elliott
Hejduk (Storey)
Henderson
Szetela (Vasquez)
Cameron (Glen)
Wolyniec-1
Martino

8-20-05

vs. FC Dallas

1-0
Walker
Fraser
Marshall
Schulte
Elliott
Hejduk (Vasquez)
Henderson
Szetela
Martino
Storey (Mediate)
Wolyniec (Glen-1)

8-26-05

at Kansas City

1-0
Walker
Fraser
Marshall
Schulte
Henderson-1
Elliott
Martino (Cameron)
Szetela
Testo
Wolyniec (Wingert)
Glen (Storey)

9-3-05

at Chivas USA

3-0
Walker
Fraser
Marshall
Schulte
Henderson
Elliott
Szetela
Testo (Wingert)
Storey
Wolyniec-2
(Cameron)
Glen-1 (Rodriguez)

9-10-05

at New England

1-3
Walker
Fraser
Marshall
Schulte
Henderson (Hejduk-1)
Elliott
Szetela (Vasquez)
Testo
Martino
Wolyniec
Glen (Cameron)

9-17-05

vs. Chicago

1-2
Walker
Fraser
Marshall
Schulte (Buddle)
Henderson (Cameron-1)
Elliott
Hejduk
Vasquez (Wingert)
Glen
Martino
Wolyniec

9-21-05

vs. New England

1-1
Walker
Fraser
Marshall
Schulte
Hejduk
Elliott
Martino
Rodriguez
Wingert
Buddle (Sutton)
Cameron-1
(Wolyniec)

9-24-05

at Real Salt Lake

2-1
Walker
Fraser
Marshall
Schulte
Elliott
Henderson (Armstrong)
Martino
Rodriguez
Wingert
Buddle-2
(Wolyniec)
Cameron (Glen)

10-1-05

vs. Chivas USA

0-1
Walker
Fraser
Marshall (Armstrong)
Schulte
Elliott
Henderson
Martino
Rodriguez (Glen)
Wingert
Buddle
Cameron
(Wolyniec)

10-5-05

at FC Dallas

1-2
Walker
Fraser
Schulte
Wingert
Armstrong
Elliott
Henderson (Glen)
Vasquez
Buddle
Sutton (Storey)
Testo-1 (Mediate)

10-8-05

at Chicago

2-1
Jordan
Fraser
Marshall
Wingert
Armstrong (Testo)
Elliott-1
Storey (Schulte)
Vasquez-1
Buddle
Mediate (Glen)
Sutton

10-15-05

at D.C. United

T 2-2
Jordan
Fraser
Marshall
Schulte (Armstrong)
Elliott
Henderson (Testo)
Vasquez
Wingert
Buddle-2
Mediate (Storey)
Sutton

2006

4-1-06

at Kansas City

1-3
Busch
Marshall
Gonzalez (Ward)
Pierce
Kotschau
Szetela
Moss
Rozenal (Thomas)
Martino (Garey)
Gaven
Kamara-1

4-8-06

at Colorado

1-3
Busch
Hejduk
Marshall-1
Pierce
Kotschau
Thomas
Gaven
Moss (Vasquez)
Szetela (Retiz)
Martino
Kamara (Wolyniec)

4-15-06

vs. Chicago

1-1
Busch
Hejduk
Gonzalez
Marshall
Pierce
Thomas
Moss
Szetela (Kitamirike)
Gaven
Rozenal-1 (Garey)
Kamara (Martino)

4-22-06

at Los Angeles

1-0
Busch
Hejduk
Gonzalez
(Kotschau)
Marshall
Pierce
Thomas (Martino-1)
Moss
Retiz
Gaven
Kamara (Garey)
Rozenal

4-29-06

vs. Kansas City

0-1
Busch
Hejduk
Kotschau
Pierce
Ward
Martino
Moss
Retiz (Vasquez)
Gaven (Kamara)
Garey
Rozenal (Cameron)

5-6-06

at Real Salt Lake

1-0
Busch
Hendrickson
Kotschau
Marshall
Pierce
Kamara (Cameron)
Moss
Retiz
Martino (Leitch)
Garey-1
Rozenal (Ward)

5-13-06

vs. Colorado

1-0
Busch
Hendrickson
Kotschau
Pierce
Leitch
Kamara (Grabavoy-1)
Moss
Ward (Cameron)
Ngwenya
Garey
Rozenal (Bisaku)

5-20-06
vs. D.C. United
1-1
Busch (Grune-
baum)
Hendrickson
Kotschau
Marshall
Pierce (Leitch)
Ngwenya-1
Moss
Retiz
Gaven
Garey
Rozenal (Gra-
bavoy)

5-31-06
at D.C. United
1-5
Popik
Hendrickson
(Gonzalez)
Kotschau
Marshall
Leitch
Ngwenya-1
Moss
Retiz (Grabavoy)
Gaven
Garey
Rozenal (Thomas)

6-3-06
at FC Dallas
2-1
Palmer
Gonzalez
Kotschau-1
Marshall
Leitch
Grabavoy (Bi-
saku-1)
Gaven
Retiz
Thomas
Garey
Ngwenya (Ka-
mara)

6-10-06
vs. Kansas City
0-1
Palmer
Leitch
Gonzalez
Marshall
Kotschau
Thomas (Kamara)
Grabavoy (Ward)
Retiz
Gaven
Garey
Ngwenya
(Rozenal)

6-18-06
at Chivas USA
0-2
Palmer
Hendrickson
Kotschau
Marshall
Pierce
Thomas (Garey)
Bisaku (Ward)
Retiz
Gaven
Cameron (Gra-
bavoy)
Ngwenya

6-21-06
vs. New England
1-1
Palmer
Pierce (Kotschau)
Gonzalez
Marshall
Ward
Leitch
Moss
Retiz
Gaven
Ngwenya (Garey)
Cameron (Ka-
mara-1)

6-24-06
vs. Chivas USA
1-1
Palmer
Marshall
Kotschau
Gonzalez
Hendrickson
Gaven
Moss
Retiz-1 (Vasquez)
Leitch
Garey (Cameron)
Kamara (Ngwe-
nya)

6-28-06
at New York
0-0
Palmer
Gonzalez
Kotschau
Marshall
Ward (Leitch)
Hendrickson
Gaven
Moss
Retiz
Cameron
(Rozenal)
Ngwenya (Vir-
tuoso)

7-4-06
at Houston
1-1
Palmer
Hendrickson
Kotschau
Marshall
Leitch
Gaven-1
Moss
Retiz (Bisaku)
Virtuoso (Ward)
Ngwenya
Kamara (Cameron)

7-8-06
vs. D.C. United
0-1
Palmer
Gonzalez
Kotschau
Marshall
Hendrickson
Bisaku (Moss)
Gaven (Cameron)
Retiz (Rozenal)
Ward
Thomas
Ngwenya

7-12-06 Open Cup*
at Michigan Bucks
4-1
Palmer
Gonzalez
Hendrickson-1
(Kotschau)
Leitch (Marshall)
Ward
Becerra-1
Moss
Rozenal
Vasquez
Cameron (Kamara)
Gaven (Thomas-1)

7-15-06
at D.C. United
2-3
Palmer
Hendrickson
Kotschau
Marshall
Leitch
Gaven
Bisaku (Vasquez-1)
Retiz (Moss)
Ward (Burch)
Kamara-1
Thomas

7-19-06
vs. New York
0-2
Palmer
Hendrickson
Gonzalez
Kotschau
Leitch
Thomas (Kamara)
Retiz
Vasquez
Burch (Rozenal)
Gaven
Coiner (Cameron)

7-22-06
vs. Los Angeles
1-1
Gaudette
Hendrickson
Gonzalez
Kotschau
Leitch
Thomas (Szetela)
Bisaku (Moss)
Vasquez
Burch
Coiner (Kamara)
Gaven-1

7-26-06 (Exh.)
vs. Everton FC (Eng.)
1-1
Gaudette (Palmer)
Hendrickson
(Leitch)
Kotschau
(Gonzalez)
Marshall (Becerra)
Ward (Gaven)
Thomas (Burch)
Retiz (Moss)
Rozenal-1
(Ebersson)
Szetela (Vasquez)
Kamara (Cameron)
Garey (Coiner)

7-29-06
at Chicago
0-0
Gaudette
Gonzalez
Kotschau
Marshall
Hendrickson
Gaven (Garey)
Retiz
Vasquez
Leitch
Thomas (Kamara)
Coiner (Rozenal)

8-1-06 Open Cup **
at D. C. United
1-2
Gaudette
Gonzalez
Kotschau
Marshall
Hendrickson
Gaven
Moss (Retiz)
Vasquez
Ward (Leitch)
Garey (Coiner)
Rozenal (Szetela)

8-12-06
at Kansas City
0-4
Gaudette
Hendrickson
Kotschau
Marshall
Leitch
Thomas
Retiz
Rozenal
Vasquez (Gra-
bavoy)
Gaven (Ngwenya)
Coiner (Garey)

8-16-06
vs. Real Salt Lake
1-2
Gaudette
Hendrickson
Gonzalez
Marshall
Kotschau
Thomas (Vasquez)
Moss
Rozenal-1 (Burch)
Gaven (Coiner)
Garey
Ngwenya

8-19-06
vs. New York
1-0
Gaudette
Leitch (Kotschau)
Gonzalez
Hendrickson
Pierce
Gaven
Oughton
(Vasquez)
Rozenal
Retiz
Ngwenya-1
Garey

8-27-06
at New England
0-1
Gaudette
Leitch (Virtuoso)
Gonzalez
Hendrickson
Pierce
Ngwenya
Oughton (Gra-
bavoy)
Retiz
Gaven
Garey
Rozenal (Vasquez)

9-2-06
vs. New England
3-0
Gaudette
Pierce
Gonzalez
Hendrickson-1
Leitch
Gaven-1
Oughton (Marshall)
Retiz
Rozenal (Gra-
bavoy)
Virtuoso (Kamara)
Garey-1

9-9-06
vs. Chicago
1-2
Gaudette
Leitch (Coiner)
Gonzalez
Marshall
Pierce
Gaven
Oughton
Retiz (Hendrickson)
Rozenal-1
Virtuoso
Garey (Ngwenya)

9-16-06
at New York
0-1
Gaudette
Leitch
Gonzalez
Marshall
Pierce
Hendrickson
Oughton (Vasquez)
Gaven
Ngwenya
Garey (Thomas)
Virtuoso (Kamara)

9-23-06
vs. Houston
 1-1
 Gaudette
 Leitch
 Kotschau
 Marshall
 Burch
 Moss
 Oughton
 Rozental (Thomas)
 Gaven (Kamara)
 Garey-1
 Virtuoso (Hendrickson)

9-30-06
vs. FC Dallas
 3-1
 Gaudette
 Pierce
 Gonzalez
 Marshall
 Kotschau
 Gaven
 Moss
 Oughton
 Ngwenya-1
 (Leitch)
 Garey-1 (Hendrickson)
 Virtuoso
 (Thomas-1)

10-7-06
at Chicago
 4-1
 Gruenebaum
 Pierce
 Gonzalez (Hendrickson)
 Marshall
 Kotschau (Virtuoso-1)
 Ngwenya-1
 (Leitch)
 Grabavoy
 Oughton
 Burch
 Gaven-1
 Garey-1

10-14-06
at New England
 0-1
 Gruenebaum
 Burch
 Pierce
 Hendrickson
 Marshall
 Ngwenya
 (Thomas)
 Oughton
 Moss
 Virtuoso (Leitch)
 Garey
 Gaven

11-8-06 (Exh.)
vs. Municipal (Guat.)
 2-0
 Gruenebaum
 (Palmer)
 Pierce (Rozental)
 Moss (Leitch)
 Ward (Burch)
 Hendrickson
 Ngwenya (Thoms)
 Grabavoy (Szetela)
 Miglioranz
 Virtuoso (Retiz)
 Garey (Coiner)
 Gaven (Kamara)

2007
4-7-07
vs. New York
 0-0
 Gruenebaum
 Hejduk
 Gonzalez
 Hendrickson
 Pierce
 Ngwenya
 Grabavoy
 O'Rourke
 Gaven (Evans)
 Herron (Oughton)
 Garey (Kamara)
4-14-07
at Real Salt Lake
 0-0
 Gruenebaum
 Hejduk
 Gonzalez
 Hendrickson
 Pierce
 Ngwenya (Rogers)
 Grabavoy
 O'Rourke
 Gaven (Oughton)
 Herron
 Garey (Kamara)

4-19-07
vs. New England
 2-2
 Gruenebaum
 Hejduk
 Gonzalez
 Hendrickson
 Pierce
 Ngwenya (Kamara-1)
 Grabavoy-1
 O'Rourke
 Gaven
 Herron
 Virtuoso (Evans)

4-24-07 Open Cup⁴
vs. Los Angeles
 0-1
 Gaudette (Gruenebaum)
 Ward
 Moss
 Gonzalez
 Miglioranz
 Szetela
 Oughton (Grabavoy)
 O'Rourke
 Gaven (Kamara)
 Herron
 Rogers (Ngwenya)

4-28-07
vs. D.C. United
 1-0
 Gruenebaum
 Hejduk
 Gonzalez
 Hendrickson-1
 Pierce
 Ngwenya
 Grabavoy
 O'Rourke
 Gaven
 Kamara (Garey)
 Virtuoso (Miglioranz)

5-5-07
at Kansas City
 0-1
 Gruenebaum
 Hejduk – C
 Gonzalez
 Hendrickson
 Pierce
 Ngwenya
 Grabavoy
 O'Rourke
 Gaven (Rogers)
 Kamara (Garey)
 Virtuoso (Schelotto)

5-12-07
vs. Chivas USA
 1-1
 Gruenebaum
 Hejduk
 Gonzalez
 Hendrickson
 Pierce
 Miglioranz (Oughton)
 Grabavoy-1
 O'Rourke
 Gaven (Virtuoso)
 Moreno
 Schelotto

5-19-07
at New York
 0-4
 Gruenebaum
 Hejduk
 Gonzalez
 Hendrickson
 Pierce
 Miglioranz (Oughton)
 Grabavoy
 O'Rourke
 Evans (Gaven)
 Moreno
 Schelotto (Kamara)

5-26-07
vs. Toronto FC
 2-2
 Gruenebaum
 Hejduk
 Gonzalez
 Hendrickson
 Pierce
 Miglioranz (Evans)
 Grabavoy
 O'Rourke
 Herron-2 (Virtuoso)
 Moreno
 Schelotto

6-3-07
at Chicago
 2-3
 Gruenebaum
 Hejduk
 Gonzalez
 Hendrickson
 (Marshall-1)
 Pierce (Gaven)
 Oughton-1 (Evans)
 Grabavoy
 O'Rourke
 Moreno
 Rogers (Kamara)
 Schelotto

6-10-07
vs. Houston
 1-2
 Gruenebaum
 Ward
 Gonzalez
 Marshall
 Pierce (Garey)
 Grabavoy
 Oughton
 Schelotto
 Rogers
 Herron (Gaven)
 Moreno-1

6-16-07
at New England
 3-3
 Hesmer
 Ward
 Gonzalez
 Marshall
 Pierce (Miglioranz)
 Oughton (Szetela)
 Grabavoy (Gaven)
 O'Rourke
 Schelotto-1
 Rogers-1
 Moreno-1

6-20-07
vs. Kansas City
 2-1
 Hesmer
 Hendrickson
 (Zayner)
 Marshall
 Gonzalez
 Miglioranz-1
 Oughton
 Grabavoy
 O'Rourke
 Schelotto (Kamara)
 Gaven-1
 Moreno

6-23-07
at Los Angeles
 3-2
 Hesmer
 Hendrickson
 Marshall-1
 Gonzalez
 Miglioranz
 Grabavoy (Garey)
 Oughton
 O'Rourke
 Schelotto (Pierce)
 Gaven
 Moreno-1 (Kamara)

6-30-07
vs. New York
 1-0
 Hesmer
 Hejduk
 Marshall
 Gonzalez
 Pierce
 Grabavoy
 Oughton
 Miglioranz (Zayner)
 Thomas (Herron)
 Kamara-1 (Garey)
 Moreno

7-4-07
at Colorado
 0-0
 Hesmer
 Hejduk
 Marshall
 Gonzalez
 Pierce
 Grabavoy
 Hendrickson
 (Miglioranz)
 O'Rourke
 Schelotto (Herron)
 Kamara (Thomas)
 Moreno

7-7-07
vs. Real Salt Lake
 2-0
 Hesmer
 Hejduk
 Marshall
 Gonzalez
 Pierce
 Grabavoy (Gaven-1)
 Miglioranz
 O'Rourke
 Schelotto-1
 Thomas (Herron)
 Moreno (Kamara)

7-14-07
at Chivas USA
 1-2
 Hesmer
 Hejduk
 Marshall
 Gonzalez
 (Hendrickson)
 Pierce
 O'Rourke
 Miglioranz-1
 (Kamara)
 Gaven
 Schelotto
 Herron (Grabavoy)
 Moreno

7-22-07
vs. Toronto FC
 2-0
 Hesmer
 Hejduk
 Marshall
 Gonzalez
 Miglioranz
 O'Rourke
 Szetela
 Grabavoy
 Gaven
 Schelotto
 Moreno

7-28-07 (Exh.)
vs. Aston Villa FC (Eng.)
 3-1
 Hesmer (Gruenebaum)
 Hendrickson
 Marshall (Ward, Peterson)
 Gonzalez (Zayner)
 Pierce
 O'Rourke (Oughton)
 Szetela (Garey-1)
 Grabavoy (Virtuoso, Hunter)
 Rogers (Herron)
 Schelotto (Gaven)
 Moreno (Kamara)

8-4-07
at Chicago
 0-0
 Hesmer
 Hejduk
 Marshall
 Gonzalez
 Miglioranz
 O'Rourke
 Szetela
 Grabavoy (Oughton)
 Gaven (Herron)
 Schelotto
 Moreno

8-11-07
at FC Dallas
 2-3
 Hesmer
 Hejduk
 Marshall
 Gonzalez-1
 Miglioranz
 O'Rourke
 Szetela
 Grabavoy
 Gaven (Rogers)
 Schelotto
 Moreno (Herron-1)

8-18-07
vs. D.C. United
 0-2
 Hesmer
 Hejduk-C
 Gonzalez
 Miglioranz (Gaven)
 Pierce
 O'Rourke
 Szetela (Oughton)
 Grabavoy
 Schelotto
 Virtuoso (Gaven)
 Moreno

8-25-07
at Houston
 1-1
 Hesmer
 Hejdok
 Gonzalez
 Hendrickson
 Pierce (Grabavoy)
 O'Rourke
 Oughton
 Gaven
 Schelotto (Szetela)
 Virtuoso (Miglioranz)
 Moreno-1

9-2-07
vs. Colorado
 1-1
 Hesmer
 Hejdok
 Hendrickson
 Pierce
 Miglioranz
 O'Rourke
 Oughton
 Grabavoy (Thomas)
 Schelotto
 Gaven-1
 Moreno (Herron)

9-8-07
vs. Chicago
 0-1
 Hesmer
 Hejdok
 Gonzalez
 Pierce (Hendrickson)
 Miglioranz
 O'Rourke
 Oughton
 Gaven
 Thomas (Kamara)
 Schelotto (Virtuoso)
 Moreno

9-15-07
at Kansas City
 2-3
 Hesmer
 O'Rourke
 Gonzalez
 Hendrickson
 Ward
 Grabavoy
 Oughton
 Gaven
 Thomas (Herron-1)
 Moreno-1
 Garey (Miglioranz)

9-22-07
at Toronto FC
 2-1
 Hesmer
 O'Rourke
 Gonzalez
 Hendrickson
 Hejdok
 Grabavoy
 Oughton
 Gaven
 Herron (Thomas-1)
 Moreno
 Garey-1 (Kamara)

9-30-07
vs. Los Angeles
 1-2
 Hesmer
 O'Rourke
 Gonzalez
 Hendrickson
 Hejdok
 Grabavoy (Miglioranz)
 Oughton
 Gaven
 Herron (Thomas)
 Moreno-1
 Garey (Kamara)

10-6-07
vs. FC Dallas
 1-3
 Hesmer
 Ward
 Gonzalez
 Hendrickson
 Hejdok
 Miglioranz
 Oughton (Schelotto)
 Gaven-1
 Herron (Kamara)
 Moreno
 Rogers (Thomas)

10-13-07
at New England
 3-2
 Hesmer
 Ward (Pierce)
 Gonzalez
 Hendrickson
 Hejdok
 Miglioranz
 O'Rourke
 Gaven-1
 Herron (Schelotto)
 Moreno
 Rogers (Thomas)

10-20-07
at D.C. United
 3-2
 Hesmer
 Ward
 Hendrickson
 O'Rourke
 Peterson (Junge)
 Miglioranz
 Moffat
 Gaven
 Schelotto
 Moreno
 Rogers

11-13-07 (Exh.)
vs. Tecos UAG (Mex.)
 2-0
 Hesmer
 (Gruenebaum)
 Ward
 Hendrickson
 Gonzalez
 Peterson (Junge)
 Miglioranz (Burns)
 Moffat (Grabavoy)
 Rogers
 Gaven
 Moreno
 Virtuoso (Kamara,
 Zayner)

2008
3-29-08
vs. Toronto
 2-0
 Hesmer
 Hejdok
 Marshall
 O'Rourke
 Miglioranz
 Gaven
 Moffat-1
 Carroll
 Rogers (Evans)
 Schelotto (Iro)
 Moreno-1

4-5-08
at New York
 0-2
 Hesmer
 Hejdok
 Marshall
 O'Rourke
 Miglioranz (Hendrickson)
 Gaven
 Moffat (Evans)
 Carroll
 Rogers
 Schelotto (Hernandez)
 Moreno

4-12-08
vs. Chivas USA

4-3
 Hesmer
 Hejdok
 Marshall
 O'Rourke
 Padula
 Gaven (Hendrickson)
 Moffat (Miglioranz)
 Carroll
 Rogers-2
 Schelotto-1
 Moreno-1

4-17-08
at D.C. United
 2-1
 Hesmer
 Hejdok
 Marshall
 O'Rourke
 Padula
 Gaven (Evans)
 Moffat (Miglioranz)
 Carroll
 Rogers (Hendrickson)
 Schelotto
 Moreno-1

4-26-08
vs. Houston
 1-0
 Hesmer
 Hejdok
 Marshall
 O'Rourke
 Padula (Hendrickson)
 Gaven (Evans)
 Moffat
 Carroll
 Rogers
 Schelotto (Iro)
 Moreno-1

5-3-08
vs. Kansas City
 2-1
 Hesmer
 Hejdok
 Marshall
 O'Rourke
 Hendrickson
 Gaven (Evans)
 Moffat-1 (Ekpo)
 Carroll
 Rogers-1
 Schelotto (Hernandez)
 Moreno

5-10-08
at San Jose
 3-2
 Hesmer
 Hejdok
 Marshall
 O'Rourke
 Hendrickson (Iro)
 Gaven (Ekpo)
 Miglioranz
 (Evans-1)
 Carroll
 Rogers-2
 Schelotto
 Moreno

5-17-08
at Toronto FC
 0-0
 Hesmer
 Hejdok
 Marshall
 O'Rourke
 Hendrickson
 (Zayner)
 Gaven
 Evans
 Carroll
 Rogers
 Schelotto
 (Hernandez)
 Moreno

5-24-08
vs. New England
 0-1
 Hesmer
 Hejdok
 Marshall
 O'Rourke
 Hendrickson
 Gaven (Ekpo)
 Evans
 Carroll
 Rogers
 Schelotto
 Moreno

5-27-08
U.S. Open Cup[®]
vs. Real Salt Lake
 2-0
 Gruenebaum
 Zayner
 Marshall
 O'Rourke
 Junge
 Ekpo (Peterson)
 Carroll (Evans)
 Moffat
 Rogers-1 (Gaven)
 Moreno (Josten)
 Lenhart-1

5-31-08
at Chivas USA
 0-2
 Hesmer
 Hejdok
 Marshall
 O'Rourke
 Hendrickson
 Gaven (Ekpo)
 Evans
 Carroll
 Rogers (Lenhart)
 Schelotto (Moffat)
 Moreno

6-7-08
vs. San Jose
 0-2
 Hesmer
 Hejdok
 Marshall
 Hendrickson (Junge)
 Zayner (Iro)
 Ekpo (Gaven)
 Evans
 Carroll
 Rogers
 Schelotto
 Moreno

6-28-08
vs. Colorado

2-1
 Hesmer
 Hejdok
 Marshall
 Iro
 O'Rourke
 Ekpo-1 (Lenhart)
 Evans
 Carroll
 Rogers
 Schelotto-1 (Junge)
 Moreno

6-10-08
U.S. Open Cup[®]
at Chicago
 2-3
 Hesmer
 Junge
 Iro
 O'Rourke
 Zayner (Peterson)
 Ekpo-1
 Gaven (Oughton)
 Carroll
 Evans (Rogers)
 Lenhart (Garey-1)
 Moreno

6-14-08
at Kansas City
 3-0
 Hesmer
 O'Rourke
 Marshall-1
 Iro
 Junge
 Ekpo (Elenio)
 Oughton
 Carroll
 Rogers
 Schelotto (Garey)
 Moreno-2 (Hernandez)

6-21-08
at Los Angeles
 3-3
 Hesmer
 Hejdok
 O'Rourke
 Marshall
 Junge
 Hernandez (Lenhart-1)
 Evans-1
 Carroll
 Rogers
 Schelotto-1
 Moreno

6-28-08
vs. Colorado
 2-1
 Hesmer
 Hejdok
 Marshall
 Iro
 O'Rourke
 Ekpo-1 (Lenhart)
 Evans
 Carroll
 Rogers
 Schelotto-1 (Junge)
 Moreno

7-5-08

vs. Chicago

2-2

Hesmer
Hejduk
Marshall
Iro (Lenhart-1)
O'Rourke
Ekpo-1 (Garey)
Evans (Miglioranzzi)
Carroll
Rogers
Schelotto
Moreno

7-9-08 (Exh.)

vs. Independiente (Arg.)

2-1

Gruenebaum
(Schoeni)
Zayner
O'Rourke (Miller)
Iro (Hendrickson)
Junge (Rogers-1)
Ekpo (Peterson)
Oughton
Miglioranzzi
(Evans)
Elenio (McKenney)

7-12-08

at Real Salt Lake

0-2

Hesmer
Hejduk
Marshall
O'Rourke
Junge (Miglioranzzi)
Ekpo (Oughton)
Evans
Carroll
Rogers
Schelotto (Lenhart)
Moreno

7-17-08

vs. Kansas City

3-3

Hesmer
Hejduk
Iro
Marshall-1
O'Rourke
Ekpo (Evans)
Miglioranzzi
(Lenhart)
Carroll
Rogers
Schelotto-1
Moreno-1

7-20-08 (Exh.)

vs. West Ham United (Eng.)

1-3

Gruenebaum
Zayner
Hendrickson
(Marshall)
Junge (Iro)
Peterson
Elenio (Josten)
Evans (Miller)
Oughton (Miglioranzzi)
Gaven (Carroll)
Garey-1 (Pierre-Louis)
Lenhart (Moreno)

7-27-08

at Colorado

2-0

Hesmer
O'Rourke
Iro
Marshall
Hejduk
Carroll
Schelotto (Garey-1)
Miglioranzzi (Evans)
(Zayner)
Gaven
Lenhart-1
Moreno

8-2-08

at Houston

0-2

Hesmer
Zayner
Iro
Marshall (Hendrickson)
O'Rourke
Gaven
Carroll
Evans (Oughton)
Peterson (Garey)
Schelotto
Moreno

8-16-08

vs. FC Dallas

2-1

Hesmer
Hejduk
O'Rourke
Marshall
Padula (Zayner)
Gaven
Carroll-1
Evans-1
(Miglioranzzi)

8-23-08

vs. Real Salt Lake

3-0

Hesmer
Hejduk
O'Rourke
Marshall-1
Padula
Gaven
Carroll
Evans-1 (Miglioranzzi)
Rogers
Schelotto-1
(Noonan)
Moreno (Garey)

8-30-08

at FC Dallas

2-1

Hesmer
Hejduk
Marshall
Iro
Padula
Gaven-1 (Noonan)
Carroll
Evans
Rogers (Zayner)
Schelotto (Miglioranzzi)
Moreno-1

9-6-08

vs. New England

4-0

Hesmer
O'Rourke
Marshall
Iro-1
Padula
Gaven
Carroll
Evans
Rogers (Noonan)
Schelotto-1 (Ekpo)
Lenhart (Garey-2)

9-13-08

at Toronto FC

1-1

Hesmer
Hejduk
Marshall
Iro
Padula
Gaven
Carroll
Miglioranzzi (Ekpo)
Rogers
Noonan-1 (Garey)
Moreno

9-18-08

vs. New York

3-2

Hesmer
Hejduk-1
Marshall
O'Rourke
Padula
Gaven-1
Carroll
Miglioranzzi (Ekpo, Iro)
Rogers-1
Noonan (Garey)
Moreno

9-27-08

at New England

1-0

Hesmer
Hejduk
Marshall-1
O'Rourke
Padula
Gaven (Ekpo)
Carroll
Evans (Hendrickson)
Rogers
Noonan (Iro)
Moreno

10-4-08

vs. Los Angeles

1-0

Hesmer
O'Rourke
Marshall
Iro
Padula
Gaven (Ekpo)
Carroll
Evans
Rogers
Schelotto (Noonan)
Moreno-1

10-12-08

at Chicago

2-2

Hesmer
O'Rourke
Marshall
Iro
Padula
Gaven-1 (Ekpo)
Carroll
Evans
Rogers
Schelotto-1 (Garey)
Noonan (Lenhart)

10-18-08

at New York

1-3

Hesmer
O'Rourke
Hendrickson
Iro
Padula
Ekpo
Carroll (Oughton)
Evans
Noonan (Gaven)
Schelotto
Lenhart-1 (Garey)

10-26-08

vs. D.C. United

1-0

Hesmer
Hejduk
O'Rourke
Marshall
Padula
Gaven
Carroll (Iro)
Evans-1 (Oughton)
Rogers
Schelotto (Noonan)
Moreno

11-1-08 (ECS-1)

at Kansas City

1-1

Hesmer
Hejduk
O'Rourke
Marshall
Padula
Gaven (Lenhart-1)
Carroll
Evans
Rogers (Ekpo)
Schelotto
Moreno

11-8-08 (ECS-2)

vs. Kansas City

2-0

Hesmer
Hejduk
O'Rourke
Marshall (Iro)
Padula (Hendrickson)
Gaven
Carroll
Evans
Rogers
Schelotto (Ekpo)
Moreno

11-13-08 (ECF)

vs. Chicago

2-1

Hesmer
Hejduk
O'Rourke
Marshall
Padula
Gaven (Iro)
Carroll
Evans
Rogers
Schelotto (Ekpo)
Moreno

11-23-08 (MLS Cup)

vs. New York

3-1

Hesmer
Hejduk-1
O'Rourke
Marshall-1
Padula
Gaven (Lenhart)
Carroll
Evans
Rogers
Schelotto (Iro)
Moreno-1

2009

3-21-09

at Houston

1-1

Hesmer
Hejduk-C
Marshall
O'Rourke
Padula (Garey)
Gaven
Carroll
Ekpo (Oughton)
Rogers (Grendi)
Schelotto-1
Moreno

3-28-09

vs. Toronto

1-1

Hesmer
Zayner
Marshall
O'Rourke
Padula
Gaven
Carroll
Ekpo
Grendi (Elenio)
Schelotto-C-1 (Lenhart)
Garey

4-2-09

at Salt Lake

1-4

Hesmer
Zayner (Iro)
Marshall
O'Rourke
Padula (Lenhart)
Gaven
Carroll
Ekpo
Rogers (Moreno)
Schelotto-C
Garey-1

4-5-09
at Chivas USA
1-2
Hesmer
O'Rourke
Marshall (Zayner)
Iro-1
Padula
Gaven (Lenhart)
Carroll
Ekpo
Rogers (Oughton)
Schelotto-C
Moreno

4-11-09
vs. Colorado
1-1
Hesmer
Zayner (Lenhart)
O'Rourke
Brunner
Padula
Gaven
Moffat (Oughton)
Carroll
Ekpo
Schelotto-C-1
Moreno

4-25-09
vs. Chicago
2-2
Gruenebaum
O'Rourke
Brunner
Marshall-1
Padula
Gaven
Moffat (Zayner)
Carroll
Ekpo (Rogers)
Schelotto-C
(Lenhart)
Moreno-1

5-2-09
at Toronto
1-1
Gruenebaum
Zayner
Brunner
Marshall
Padula
O'Rourke
Ekpo-1 (Grendi)
Gaven
Carroll
Rogers
Schelotto-C
(Noonan)
Moreno

5-9-09
vs. Kansas City
3-2
Gruenebaum
Hejduk-C
O'Rourke
Marshall
Padula
Ekpo-1
Gaven-1 (Oughton)
Carroll
Rogers (Brunner)
Schelotto-1
Moreno

5-17-09
at Los Angeles
1-1
Gruenebaum
Hejduk-C
O'Rourke
Marshall
Padula
Ekpo (Oughton)
Gaven
Carroll
Rogers (Noonan)
Schelotto-1 (Brunner)
Moreno

5-27-09
vs. San Jose
2-1
Gruenebaum
Zayner
Brunner
Marshall
Padula
Ekpo (Lenhart)
Gaven-1
Carroll (Burns)
Rogers
Schelotto-1
Moreno

5-30-09
at Seattle
1-1
Gruenebaum
Zayner
Brunner
Marshall
Padula
Ekpo (Lenhart)
Gaven
O'Rourke (Oughton)
Rogers
Noonan (Schelotto)
Moreno-C-1

6-6-09
at Kansas City
2-0
Gruenebaum
Zayner
Brunner
Marshall
Padula
Ekpo (Garey)
Gaven
O'Rourke
Rogers
Schelotto-C-2
(Lenhart)
Noonan

6-14-09
vs. Chivas USA
2-1
Gruenebaum
Zayner
Brunner
O'Rourke
Padula
Ekpo (Lenhart)
Gaven
Carroll (Burns)
Rogers
Schelotto-C-2
Moreno (Noonan)

6-20-09
at Dallas
1-2
Gruenebaum
O'Rourke
Brunner-1
Marshall
Padula (Lenhart)
Ekpo (Garey)
Gaven
Carroll
Rogers
Schelotto-C
Moreno

6-27-09
vs. New York
1-0
Hesmer
Hejduk-C
Brunner
Marshall-1
Padula
Gaven (Ekpo)
O'Rourke
Carroll
Rogers
Schelotto
Lenhart (Garey)

6-30-09
at Rochester (USOC)
1-1 (3-5 PK)
Gruenebaum
Zayner
Brunner
Iro
Grendi
Elenio (Ekpo)
Burns (O'Rourke)
Oughton
Nyazamba
Lenhart (Moreno)
Garey

7-4-09
vs. D.C.
1-1
Hesmer
Hejduk-C
Brunner
Iro (Lenhart)
Padula
Gaven
O'Rourke
Carroll
Ekpo (Burns)
Schelotto
Moreno-1

7-11-09
at Chicago
0-0
Hesmer
Zayner
Brunner
Iro
Padula
Gaven
O'Rourke
Carroll
Ekpo
Schelotto (Zayner)
Garey (Lenhart)

7-18-09
vs. Salt Lake
3-1
Hesmer
Zayner
Brunner
Iro
Padula
Gaven
O'Rourke
Carroll
Oughton
Garey-2 (Zayner)
Lenhart-1 (Burns)

7-25-09
vs. Toronto
3-2
Hesmer
Hejduk-C
Brunner
Iro
Padula (Moffat)
Gaven-1
O'Rourke
Carroll
Oughton (Ekpo)
Garey-1
Lenhart-1

8-1-09
at Colorado
1-0
Hesmer
Zayner
Brunner
Marshall-1
Padula
Gaven (Moffat)
O'Rourke
Carroll-C
Rogers (Ekpo)
Garey (Moreno)
Lenhart

8-8-09
at San Jose
3-0
Hesmer
Zayner
Brunner
Marshall
Padula
Gaven (Ekpo)
O'Rourke
Carroll-C
Rogers-1
Garey (Moreno-1)
Lenhart (Moffat-1)

8-15-09
vs. Dallas
2-0
Hesmer
Zayner
Brunner
Marshall-1
Padula
Ekpo (Schelotto)
O'Rourke
Moffat (Oughton)
Rogers
Moreno-C
Lenhart (Gaven-1)

8-18-09
vs. Puerto Rico (CCL)
2-0
Hesmer
Zayner (Lenhart-1)
Brunner
Marshall-1
Padula
Ekpo (Gaven)
O'Rourke
Carroll
Rogers-1
Schelotto-C (Moffat)
Moreno

8-26-09
at Cruz Azul (CCL)
0-5
Hesmer
Hejduk-C
Brunner
Marshall
Padula
Gaven
O'Rourke
Carroll
Rogers (Lenhart)
Schelotto (Moffat)
Moreno (Ekpo)

8-30-09
at New York
0-1
Gruenebaum
Hejduk-C (Schelotto)
Brunner
Marshall
Padula
Gaven
Moffat (Rogers)
Carroll
Ekpo
Garey (Moreno)
Lenhart

9-13-09
vs. Houston
2-1
Hesmer
Hejduk-C-1
Brunner
Marshall
Padula (Moffat)
Gaven-1
O'Rourke
Carroll
Rogers (Ekpo)
Schelotto (Lenhart)
Moreno

9-16-09
at Saprissa (CCL)
1-0
Hesmer
Oughton
O'Rourke
Iro
Zayner
Gaven-1
Moffat
Carroll-C
Ekpo
Garey (Rogers)
Lenhart

9-20-09
at Chicago
2-2
Hesmer
Hejduk-C
Iro (Lenhart)
Brunner
Padula
Ekpo (Gaven)
O'Rourke
Carroll
Ekpo
Schelotto-2 (Renteria)
Moreno



9-23-09
vs. Cruz Azul (CCL)

0-2
Hesmer
Brunner
O'Rourke
Padula
Gaven (Burns)
Moffat
Oughton (Ekpo)
Rogers
Schelotto-C
Lenhart (Renteria)
Moreno

9-26-09
vs. Los Angeles
2-0

Hesmer
Hejduk-C
Brunner
O'Rourke
Zayner
Ekpo
Burns (Moffat)
Carroll
Gaven-1
Renteria (Moreno)
Lenhart-1 (Iro)

9-29-09
vs. Saprissa
1-1

Hesmer
Hejduk-C
Brunner
O'Rourke
Padula
Ekpo
Moffat
Carroll
Rogers-1
Schelotto (Gaven)
Moreno (Renteria)

10-3-09
vs. Seattle
0-1

Hesmer
Zayner (Lenhart)
Brunner
O'Rourke
Padula
Gaven
Burns (Ekpo)
Carroll
Rogers
Schelotto-C
Moreno (Renteria)

10-10-09
at New England
1-0

Hesmer
Zayner
Brunner
Iro
Padula-1
Ekpo
Burns (Garey)
Carroll-C
Gaven
Renteria (Moffat)
Lenhart

10-17-09
at D.C.

0-1
Hesmer
Hejduk-C
O'Rourke
Brunner
Zayner
Gaven
Burns (Iro)
Moffat
Rogers
Schelotto (Garey)
Lenhart (Renteria)

10-20-09
at Puerto Rico (CCL)
0-1

Hesmer
Hejduk-C (Lenhart)
Brunner
Iro
Padula
Ekpo (Renteria)
Burns (Moffat)
Carroll
Gaven
Schelotto
Moreno

10-25-09
vs. New England
0-1

Schoeni
Hejduk-C
Iro
Zayner (Garey)
Padula
Ekpo (Gaven)
Moffat
Carroll
Rogers
Schelotto
Moreno (Lenhart)

10-31-09 (ECS)
at Real Salt Lake
0-1

Hesmer
Hejduk
Marshall
Brunner
Padula
Gaven
Carroll
O'Rourke
Rogers
Lenhart
Renteria

11-5-09 (ECS)
vs. Real Salt Lake
2-3

Hesmer
Hejduk
Marshall
Brunner
Padula
Gaven
Carroll
O'Rourke
Ekpo
Schelotto-2
Moreno

2010
Mar. 9, 2010
vs Toluca
(CCL QF1)

2-2
Hesmer
Padula
Brunner
Iro
O'Rourke
Gaven
Carroll
Ekpo (Renteria)
Rogers (Garey)
Moffat (Burns)
Lenhart-2

Mar. 17, 2010
at Toluca
(CCL QF2)

2-3
Hesmer
Hejduk (Garey)
Brunner
Iro
O'Rourke
Gaven (Renteria)
Carroll
Moffat
Rogers (Ekpo)
Schelotto-2
Lenhart

March 27, 2010
vs. Toronto
2-0

Hesmer
Hejduk (Padula)
Brunner
Iro-1
O'Rourke
Gaven
Moffat
Carroll
Rogers
Schelotto-1
Lenhart (Garey)

April 10, 2010
at Dallas
2-2

Hesmer
Hejduk
Marshall
Iro
O'Rourke
Gaven (Renteria)
Moffat-1
Carroll
Rogers (Ekpo)
Schelotto-1
Lenhart (Garey)

April 24, 2010
vs. Salt Lake
1-0

Hesmer
Hejduk
Brunner
Iro
Padula (Zayner)
Gaven
Moffat
Carroll
Rogers
Schelotto-1 (Burns)
Lenhart (Garey)

May 1, 2010
at Seattle
1-1

Hesmer
Hejduk
Brunner
Iro
O'Rourke
Gaven
Moffat (Garey)
Carroll
Rogers
Schelotto (Zayner)
Lenhart-1

May 8, 2010
vs. New England
3-2

Hesmer
Hejduk
Brunner
Marshall
Padula (Garey)
Gaven-1
Moffat (Ekpo)
Carroll
Rogers-1
Schelotto
Lenhart (Herrera)

May 15, 2010
vs. Chivas USA
1-0

Hesmer
Hejduk
Brunner
Marshall
Padula (O'Rourke)
Gaven (Ekpo)
Moffat
Carroll
Rogers
Schelotto-1
Lenhart (Garey)

May 20, 2010
at New York
3-1

Hesmer
Hejduk
Brunner
Iro-1
O'Rourke
Gaven-1
Moffat (Zayner)
Carroll
Ekpo (Renteria-1)
Garey
Lenhart

May 23, 2010
at Kansas City
1-0

Hesmer
Zayner
Brunner
Iro
O'Rourke (Padula)
Gaven
Moffat
Carroll (Oughton)
Ekpo (Renteria-1)
Schelotto
Lenhart

May 29, 2010
vs. Los Angeles
0-2

Hesmer
Zayner
Marshall
Iro
Padula (Renteria)
Gaven
Moffat (Ekpo)
Carroll
Rogers
Schelotto
Lenhart (Garey)

June 2, 2010
at San Jose
2-2

Hesmer
Zayner
Marshall-1
Brunner
Padula
Renteria (Ekpo)
Gaven-1
Carroll
Rogers
Schelotto
Garey (Lenhart)

June 5, 2010
at Colorado
0-1

Hesmer
Brunner (Zayner)
Marshall
Iro
Padula (Renteria)
Gaven
Moffat (Ekpo)
Carroll
Rogers
Schelotto
Lenhart

June 26, 2010
vs. DC
2-0

Hesmer
Moffat
Brunner-1
Marshall
Padula (Iro)
Renteria (Lenhart)
Gaven
Carroll
Rogers
Schelotto-1
Garey (Ekpo)

June 29, 2010
vs. Rochester (USOC)
2-1

Gruenebaum
Zayner
Brunner
Iro-1
Francis
Ekpo (O'Rourke)
Gaven
Carroll
Rogers
Duka (Renteria)
Lenhart-1

July 3, 2010

vs. Chicago

2-1

Hesmer
Hejduk (O'Rourke)
Marshall
Iro
Padula
Gaven
Carroll
Moffat-1
Rogers
Schelotto (Lenhart)
Garay-1 (Renteria)

July 6, 2010

vs. Charleston (USOC)

3-0

Gruenebaum
Zayner
Brunner
Marshall
Francis
Renteria-1 (Griffit)
Oughton
O'Rourke
Duka (Gaven-1)
Ekpo
Lenhart-1 (Garay)

July 10, 2010

at Houston

0-0

Hesmer
Padula
Iro
Marshall
Hejduk (O'Rourke)
Rogers
Carroll
Moffat
Gaven
Schelotto (Ekpo)
Garay (Lenhart)

July 14, 2010

vs. Kansas City

0-1

Hesmer
Padula
Iro
Marshall
Hejduk (Ekpo)
Rogers (Renteria)
Carroll
Moffat
Gaven
Schelotto
Garay (Lenhart)

July 17, 2010

vs. New York

2-0

Hesmer
O'Rourke
Iro
Marshall
Hejduk
Gaven
Carroll-1 (Francis)
Moffat
Ekpo
Schelotto (Rogers)
Renteria-1 (Garay)

July 24, 2010

vs. Houston

3-0

Hesmer
O'Rourke
Marshall
Iro-1
Francis
Rogers (Griffit-1)
Moffat
Gaven
Ekpo (Zayner)
Schelotto
Renteria-1 (Garay)

July 31, 2010

at Chivas

1-3

Hesmer
O'Rourke
Marshall
Iro (Lenhart-1)
Francis
Moffat
Gaven (Rogers)
Ekpo
Carroll
Schelotto
Renteria (Garay)

August 5, 2010

at Philadelphia

2-1

Hesmer
Francis
Marshall
Iro
Hejduk
Ekpo (Griffit)
O'Rourke
Carroll
Garay (Lenhart-2)
Schelotto
Renteria (Oughton)

August 14, 2010

at Real Salt Lake

0-2

Hesmer
Francis
Marshall
Brunner
Hejduk (Garay)
Ekpo
O'Rourke
Moffat
Renteria (Griffit)
Schelotto (Duka) Lenhart

August 18, 2010

vs. Municipal (CCL)

1-0

Gruenebaum
Hejduk
Marshall
Iro
Francis
Gaven
O'Rourke
Moffat (Renteria)
Ekpo-1 (Griffit)
Schelotto
Garay

August 21, 2010

vs. Colorado

3-0

Hesmer
Hejduk
Marshall
Iro
Francis
Gaven
O'Rourke
Moffat
Ekpo (Carroll)
Schelotto-1
Garay-1 (Lenhart-1)

August 24, 2010

at Santos (CCL)

0-1

Gruenebaum
Oughton
Brunner
Iro
Francis
Duka (Ekpo)
Burns
Carroll
Griffit (Gaven)
Lenhart
Renteria (Garay)

August 28, 2010

vs. FC Dallas

0-0

Hesmer
O'Rourke
Marshall
Iro
Francis
Gaven
Carroll
Moffat
Renteria (Lenhart)
Schelotto (Burns)
Garay

Sept. 1, 2010

at DC (USOC)

2-1

Gruenebaum
Hejduk
Marshall
Iro-1
Padula (Garay)
Moffat (Burns)
O'Rourke (Duka)
Carroll
Gaven
Schelotto-1
Lenhart

Sept. 4, 2010

at DC

1-0

Hesmer
O'Rourke
Marshall
Iro
Padula (Francis)
Duka (Garay)
Carroll
Burns
Gaven
Schelotto-1 (Mendoza)
Lenhart

Sept. 11, 2010

at Los Angeles

1-3

Hesmer
Hejduk
Marshall
Iro
Francis
Duka (Ekpo)
Carroll
Moffat
Gaven
Schelotto (Renteria)
Lenhart (Mendoza-1)

Sept. 14, 2010

vs. Joe Public (CCL)

3-0

Gruenebaum
Brunner
Burns
Francis
Marshall (Iro)
Ekpo (Duka)
Griffit-1
Moffat
Oughton
Garay-1
Mendoza (Lenhart-1)

Sept. 18, 2010

vs. Seattle

0-4

Hesmer
Hejduk
Marshall
Iro
O'Rourke
Burns (Renteria)
Carroll
Ekpo (Mendoza)
Gaven
Schelotto
Lenhart

Sept. 21, 2010

vs. Santos Laguna (CCL)

1-0

Gruenebaum
Francis
Hejduk
Iro
Marshall (Brunner)
Burns
Carroll
Ekpo
Gaven
Mendoza-1 (Lenhart)
Renteria (Garay)

Sept. 25, 2010

at New England

2-2

Hesmer
Francis
Hejduk
Iro
Brunner
Burns
Carroll
Ekpo (Mendoza)
Gaven
Schelotto-1
Lenhart-1 (Moffat)

Sept. 29, 2010

at Municipal (CCL)

1-2

Gruenebaum
Padula
Iro-1
Brunner
Williams (Lenhart)
Griffit (Burns)
Moffat
Duka (Francis)
Oughton
Garay
Mendoza

Oct. 2, 2010

vs. San Jose

0-0

Hesmer
Hejduk
Marshall
Iro
Francis
Gaven (Rogers)
Carroll
Burns
Ekpo (Renteria)
Schelotto
Lenhart (Mendoza)

Oct. 5, 2010

at Seattle (USOC)

1-2

Gruenebaum
Hejduk
Marshall
Iro
Francis
Gaven (Rogers)
Carroll
Burns-1 (Renteria)
Ekpo
Schelotto
Lenhart (Mendoza)

Oct. 8, 2010

at Chicago

0-2

Hesmer
Hejduk
Marshall
Brunner
Padula
Gaven (Ekpo)
Carroll
Moffat (Burns)
Rogers
Schelotto
Mendoza (Lenhart)

Oct. 16, 2010

at Toronto

2-2

Hesmer-1
Moffat
Marshall
Iro
Padula (Mendoza)
Gaven
Carroll
Ekpo (Burns)
Rogers
Schelotto (Garay)
Lenhart

Oct. 21, 2010
at Joe Public (CCL)

4-1
Gruenebaum
Moffat
Williams (Francis)
Brunner
Padula
Duka
Oughton-1
Burns (Carroll)
Griffit
Garey
Mendoza-1
1(Renteria-2)

Oct. 24 2010
vs. Philadelphia
3-1

Hesmer
Hejduk
Marshall
Iro (Brunner)
Francis
Ekpo (Burns)
Carroll
Gaven
Rogers
Schelotto-1
Renteria -1 (Mendoza-1)

Oct. 28, 2010
at Colorado (ECS 1)
0-1

Gruenebaum
Hejduk
Marshall
Iro
Francis
Ekpo
Carroll
Gaven
Rogers
Schelotto (Mendoza)
Lenhart (Garey)

Nov. 6, 2010
vs. Colorado (ECS 2)
2-1

Gruenebaum
Hejduk
Marshall
Brunner
Francis
Ekpo (Burns)
Carroll
Gaven -1
Rogers-1 (Lenhart)
Schelotto
Mendoza (Garey)

KEY

^ U.S. Open Cup
Qualifier
* U.S. Open Cup Rd.
of 32
** U.S. Open Cup
Rd. of 16
*** U.S. Open Cup
Quarterfinals
**** U.S. Open Cup
Semifinals
• U.S. Open Cup
Final
CONCACAF
Champions Cup
Quarterfinals

CCL - CONCACAF
Champions League
ECS - MLS Eastern
Conference Semifinals
ECF - MLS Eastern
Conference Finals
MLS Cup - MLS Cup
Final
QF - MLS Quarter-
finals
SF - MLS Semifinals

EDITOR'S NOTES:

•Crew home matches
were played at
Ohio Stadium from
1996-98.

•The lineups for the
2010 season can be
found in the 2010
Season in Review
section.

ALL-TIME AWARD WINNERS

CREW AWARDS

Most Valuable Player

2011	Chad Marshall
2010	Eddie Gaven
2009	Danny O'Rourke
2008	Guillermo Barros Schelotto
2007	Guillermo Barros Schelotto
2006	Marcos Gonzalez
2005	Simon Elliott
2004	Jon Busch
2003	Ross Paul
2002	Jeff Cunningham
2001	John Wilmar Perez
2000	Robert Warzycha
1999	Mark Dougherty
1998	Stern John
1997	Brad Friedel
1996	Brian McBride

Defender of the Year

2011	Julius James
2010	Chad Marshall
2009	Chad Marshall
2008	Chad Marshall
2007	Frankie Hejduk
2006	Marcos Gonzalez
2005	Jonny Walker
2004	Robin Fraser
2003	Eric Denton
2002	Jon Busch
2001	Tom Presthus
2000	Mike Clark
1999	Mark Dougherty
1998	Thomas Dooley
1997	Brad Friedel
1996	Brad Friedel

Budweiser Scoring Champion

2011	Andres Mendoza
2010	Guillermo Barros Schelotto
2009	Guillermo Barros Schelotto
2008	Alejandro Moreno
2007	Alejandro Moreno
2006	Jason Garey/Joseph Ngwenya
2005	Edson Buddle
2004	Edson Buddle
2003	Brian McBride
2002	Jeff Cunningham
2001	Jeff Cunningham
2000	Dante Washington
1999	Stern John
1998	Stern John
1997	Pete Marino
1996	Brian McBride

Man of the Year

2011	Jeff Cunningham
2010	Steven Lenhart
2009	Brian Carroll
2008	Frankie Hejduk
2007	Duncan Oughton
2006	Ritchie Kotschau
2005	Robin Fraser
2004	Duncan Oughton
2003	Brian McBride
2002	Brian McBride
2001	Brian Maisonneuve
2000	Robert Warzycha
1999	Mark Dougherty
1998	Mike Clark
1997	Thomas Dooley
1996	Todd Yeagley

Crew Coaches Award

2011	Eddie Gaven
2010	Andy Ito
2009	Eddie Gaven
2008	Brian Carroll/Alejandro Moreno
2007	Ezra Hendrickson
2006	Ezra Hendrickson
2005	Chris Henderson
2004	Simon Elliott
2003	Brian Maisonneuve
2002	Edson Buddle
2001	Robert Warzycha

2009	Roland Aguilera
1999	Mike Lapper
1998	Ansil Elcock
1997	Mike Lapper
1996	Paul Caligiuri

Crew Newcomer of the Year

2011	Sebastian Miranda
2010	Shaun Francis
2009	Eric Brunner
2008	Gino Padula
2007	Guillermo Barros Schelotto
2006	Jason Garey
2005	Jonny Walker
2004	Chad Marshall

Humanitarian of the Year

2011	Tommy Heinemann
2010	Jason Garey
2009	Steven Lenhart
2008	Eddie Gaven
2007	Danny O'Rourke
2006	Jed Zayner
2005	Jon Busch
2004	Nelson Akwari
2003	Mike Clark
2002	Brian Dunseth
2001	Todd Yeagley
2000	John DeBrito

OhioHealth Comeback Player of the Year

2011	Danny O'Rourke
2010	Andy Gruenebaum
2009	Adam Moffat
2008	Chad Marshall
2007	Frankie Hejduk
2006	Duncan Oughton
2005	Jonny Walker
2004	Brian Maisonneuve
2003	Edson Buddle
2002	Brian McBride

Goal of the Year

2011	Jeff Cunningham
2010	William Hesmer
2009	Jason Garey
2008	Robbie Rogers
2007	Alejandro Moreno
2006	Joseph Ngwenya
2005	Eric Vasquez & Jamal Sutton
2004	Edson Buddle
2003	Brian McBride & Diego Walsh
2002	Edson Buddle
2001	Brian Maisonneuve

CSF Crew Chiefs Hardest Working Man of the Year

2011	Robbie Rogers
2010	Steven Lenhart
2009	Gino Padula
2008	Brian Carroll
2007	Alejandro Moreno
2006	Jacob Thomas
2005	Chris Henderson
2004	Chris Wingert
2003	Frankie Hejduk
2002	Duncan Oughton
2001	Tom Presthus
2000	Mario Gori

MLS AWARDS

MLS Most Valuable Player

2008	Guillermo Barros Schelotto
------	----------------------------

MLS Cup Most Valuable Player

2008	Guillermo Barros Schelotto
------	----------------------------

MLS Coach of the Year

2008	Sigi Schmid
2004	Greg Andrulis

MLS Defender of the Year

2009	Chad Marshall
2008	Chad Marshall
2004	Robin Fraser

MLS Rookie of the Year

2002	Kyle Martino
------	--------------

Budweiser Scoring Champion

1998	Stern John
------	------------

Aquafina Goalkeeper of the Year

1997	Brad Friedel
------	--------------

MLS Best XI

2009	Chad Marshall
2008	Guillermo Barros Schelotto Chad Marshall/Robbie Rogers
2007	Guillermo Barros Schelotto
2004	Robin Fraser
2002	Jeff Cunningham
1998	Stern John and Thomas Dooley
1997	Brad Friedel and Thomas Dooley

Fair Play Award

2003	Brian McBride
1998	Thomas Dooley

Player of the Week

2010	Emilio Renteria (5/25)
2009	Guillermo Barros Schelotto (6/15) Chad Marshall (8/17)
2008	Guillermo Barros Schelotto (4/14, 7/22, 8/25, 9/8, 11/17) Robbie Rogers (5/12)
2007	Guillermo Barros Schelotto (7/23, 10/15)
2005	Edson Buddle (4/1) Jon Busch (4/18)
2004	Jeff Cunningham (6/13) Edson Buddle (8/1, 9/19)
	Kyle Martino (8/22)
2003	Edson Buddle (4/7)
	Brian McBride (4/21)
2002	Jeff Cunningham (7/29)
2001	Dante Washington (6/17)
2000	Dante Washington (7/16)
1999	Jeff Cunningham (5/10) Stern John (7/4)
	Brian McBride (9/26)
1998	Jason Farrell (4/12)
	Stern John (4/19, 6/1, and 8/17)
1997	Thomas Dooley (8/17)
	Doctor Khumalo (5/4)
1996	Brad Friedel (9/1 and 9/22), Brian Maisonneuve (9/8), Brian McBride (4/3 and 5/12), Bo Oshoniyi (4/28), Adrian Paz (8/18)

Player of the Month

2009	Guillermo Barros Schelotto (June) Chad Marshall (August)
2008	Guillermo Barros Schelotto (August)
2007	Guillermo Barros Schelotto (July)
2004	Jon Busch (September)
2002	Edson Buddle (August)
2001	Brian Maisonneuve (August)
2000	Dante Washington (July)
1998	Juergen Sommer (April) Stern John (August)
1997	Brad Friedel (August)
1996	Brad Friedel (September)

MasterCard Goal of the Year

1998	Brian McBride
------	---------------

MLS All-Stars

2010	Guillermo Barros Schelotto Chad Marshall
2009	Guillermo Barros Schelotto Chad Marshall
2008	Guillermo Barros Schelotto, Frankie Hejduk, Robbie Rogers
2007	Guillermo Barros Schelotto, Frankie Hejduk



2005 Frankie Hejduk
 2004 Frankie Hejduk, Jon Busch
 Robin Fraser
 2003 Frankie Hejduk, Kyle Martino
 2002 John Harkes,
 Brian Maisonneuve,
 Brian McBride
 2001 Mike Clark, Brian McBride,
 John Wilmar Perez
 2000 Mike Clark, Brian McBride,
 Dante Washington
 1999 Thomas Dooley, Stern John,
 Brian Maisonneuve,
 Brian McBride,
 Robert Warzycha
 1998 Thomas Dooley,
 Brian McBride,
 Brian Maisonneuve,
 Stern John
 1997 Robert Warzycha,
 Brian McBride
 1996 Brian McBride,
 Doctor Khumalo

All-Star Game MVP
 1998 Brian McBride

MLS EXECUTIVE AWARDS

Executive of the Year

2001 Jim Smith
 1996 Jamey Rootes

Marketing Executive of the Year

1999 Jamey Rootes

Equipment Manager of the Year

2011 Rusty Wummel
 2004 Tucker Walther

Athletic Trainer of the Year

2006 Rick Guter

Operations Executive of the Year

2005 Scott DeBolt
 1999 Eddie Rockwell

CREW ATTENDANCE



CREW ALL-TIME HOME ATTENDANCE

Regular Season (Home matches were played at Ohio Stadium from 1996-98)

Year	Games	Home Record	Total	Average
1996	16	8-8	303,202	18,950
1997	16	11-5	240,650	15,041
1998	16	11-5	196,394	12,275
1999	16	10-6	283,129	17,696
2000	16	7-6-3	247,220	15,451
2001	13	7-1-5	227,644	17,511
2002	14	6-4-4	243,999	17,429
2003	15	6-3-6	243,756	16,250
2004	15	8-2-5	253,079	16,872
2005	16	7-8-1	206,654	12,916
2006	16	4-6-6	212,699	13,294
2007	15	5-5-5	228,451	15,230
2008	15	11-2-2	219,332	14,622
2009	15	9-2-4	216,699	14,447
2010	15	10-3-2	219,628	14,642
2011	17	9-3-5	207,147	12,185
Totals	246	129-69-48	3,749,683	15,243

Playoffs (Home matches were played at Ohio Stadium from 1996-98)

Year	Games	Home Record	Total	Average
1996	1	0-1-0	20,807	20,807
1997	2	1-1-0	22,610	11,305
1998	2	2-0-0	24,189	12,094
1999	2	2-0-0	21,966	10,983
2001	1	0-1-0	20,883	20,883
2002	2	1-1-0	23,249	11,625
2004	1	0-0-1	15,224	15,224
2008	2	2-0-0	25,841	12,921
2009	1	0-1-0	10,109	10,109
2010	1	1-0-0	10,322	10,322
Totals	15	9-5-1	176,150	11,743

TOP 10 HOME CROWDS

1.	31,550
2.	25,266
3.	24,750
4.	24,741
5.	24,433
6.	24,422
7.	24,347
8.	24,300
9.	24,033
10.	23,849

Sept. 15, 1996
 April 13, 1996
 May 11, 1996
 May 15, 1999
 April 20, 1996
 Aug. 31, 2002
 Sept. 9, 2000
 Sept. 30, 2007
 Sept. 1, 2001
 Aug. 21, 2004

vs. New York
 vs. D.C. United
 vs. New England
 vs. New England
 vs. Tampa Bay
 vs. New England
 vs. Chicago
 vs. Los Angeles
 vs. New England
 vs. D.C. United

TOP 10 AWAY CROWDS

1.	61,572
2.	54,432
3.	53,844
4.	52,634
5.	51,025
6.	45,511
7.	38,633
8.	36,364
9.	36,219
10.	35,462

August 8, 2009
 July 16, 2005
 July 4, 2000
 July 4, 2001
 July 4, 1999
 March 27, 2002
 Sept. 21, 1996
 Aug. 27, 2011
 May 1, 2010
 Sept. 12, 1998

at San Jose
 at Chicago
 at Los Angeles
 at Los Angeles
 at Colorado
 at New York
 at New England
 at Seattle
 at Seattle
 at New England

CREW FIRSTS

TEAM FIRSTS

Game	4/13/96 vs. D.C. (4-0)
Starting Lineup	Bo Oshoniyi (GK), Mike Clark (D), Mark Watson (D), Janusz Michalik (D), Billy Thompson (M), Doctor Khumalo (M), Shane Battelle (M), Brian Bliss (M), Pete Marino (F), Brian McBride (F), Adrian Paz (F)
Win	4/13/96 vs. D.C. (4-0)
Loss	4/20/96 vs. T.B. (0-2)
Tie	4/8/00 vs. L.A. (2-2)
Goal	Lee - own goal, 4/13/96 vs. D.C. (18')
Assist	McBride, 4/13/96 vs. D.C. (48')
Golden Goal	Warzycha, 3/25/00 vs. S.J. (101+)
Shootout	5/5/96 @ DAL (0-1)
Shootout Win	6/22/96 @ T.B. (4-3)
Shootout Loss	5/5/96 @ DAL (0-1)
Shootout Goal	Carrera, 5/5/96 @ DAL (4th shot)
Shootout Save	Oshoniyi, 5/5/96 @ DAL
Converted PK	McBride, 5/11/96 vs. N.E. (48')
PK Save	Oshoniyi vs. Ramos, 4/27/96 @ N.Y.
Playoff Game	9/25/96 vs. T.B. (0-2)
Playoff Win	9/28/96 vs. T.B. (2-1)
Playoff Loss	9/25/96 vs. T.B. (0-2)
Playoff Goal	Paz, 9/28/96 @ T.B. (1')
Playoff Series Victory	1997 vs. T.B. (2-0)
	10/5/97 @ T.B. (2-1), 10/8/97 vs. T.B. (2-0)
Playoff Shootout Win	10/3/98 @ N.Y. (2-1)
Caution	Clark, 4/13/96 vs. D.C. (39')
Ejection	Yeagley, 5/26/96 @ L.A. (23')
Multi-Goal Game	McBride, 4/13/96 vs. D.C. (29', 48')
Hat Trick	Maisonnette, 9/7/96 @ K.C.
4-Goal Game	Buddle, 9/18/04 vs. N.Y.
2-Assist Game	Thompson, 5/2/96 @ K.C.
3-Assist Game	Elcock, 4/18/98 vs. MIA
4-Assist Game	None
10-Save Game	Friedel, 9/21/96 @ N.E. (12 saves)
15-Save Game	None
Shutout	Oshoniyi, 4/13/96 vs. D.C.

MISCELLANEOUS FIRSTS

Local TV Broadcast	4/27/96 @ New York - SportsChannel Ohio
Local Home TV Broadcast	6/24/00 vs. N.E. - WSYX
National TV Broadcast	5/2/96 @ K.C. - ESPN2
Radio Broadcast	4/13/96 vs. D.C. - WBNS 1460
Employee	General Manager, Jamey Rootes - 7/7/95
Player/International Allocation	Theophilus (Doctor) Khumalo-12/21/95
Draft Pick	Brian McBride - 2/6/96 (No. 1 Overall)
International Friendly	5/14/97 vs. Leeds United (2-1)
U.S. Open Cup Match	7/7/98 @ Rochester (2-1 OT)
MLS Cup	11/23/08 vs. N.Y. (3-1)

HOME FIRSTS

Game	4/13/96 vs. D.C. (4-0)
Win	4/13/96 vs. D.C. (4-0)
Loss	4/20/96 vs. T.B. (1-2)
Tie	4/8/00 vs. L.A. (2-2)
Goal	Lee - own goal, 4/13/96 vs. D.C. (18')
Assist	McBride, 4/13/96 vs. D.C. (48')
Golden Goal	Warzycha, 3/25/00 vs. S.J. (101+)
Sellout	5/15/99 vs. N.E. (2-0)
Shutout	4/13/96 vs. D.C. (4-0)
Shutout by Opponent	6/30/96 vs. N.Y. (0-4)
Day Game	5/19/96 vs. COL (2-4)
Shootout	6/8/96 vs. K.C. (3-4)
Shootout Win	3/29/97 vs. COL (2-1)
Shootout Loss	6/8/96 vs. K.C. (3-4)

ROAD FIRSTS

Game	4/27/96 @ N.Y. (2-0)
Win	4/27/96 @ N.Y. (2-0)
Loss	5/2/96 @ K.C. (4-6)
Tie	6/17/00 @ COL (0-0)
Goal	Bliss, 4/27/96 @ N.Y. (14')
Assist	Khumalo, 4/27/96 @ N.Y. (87')
Shutout	4/2/96 @ N.Y. (2-0)
Shutout by Opponent	5/5/96 @ DAL (0-1)
Shootout	5/5/96 @ DAL (0-1)
Shootout Win	6/22/96 @ T.B. (4-3)
Playoff Game	9/28/96 @ T.B. (2-1)
Playoff Loss	10/2/96 @ T.B. (1-4)

COLUMBUS CREW STADIUM FIRSTS

Day of Construction	8/14/98
Game	5/15/99 vs. N.E.
Sellout	5/15/99 (24,741)
Crew Win/Shutout	5/15/99 vs. N.E. (2-0); Goalkeeper - Mark Dougherty
Goal	Jeff Cunningham, 5/15/99 vs. N.E. (10')
Crew Loss/Shutout by an Opponent	5/22/99 vs. T.B. (1-0 SO); Goalkeeper - Scott Garlick
Caution	Kelderman, 5/15/99 vs. N.E. (15'-Hard Foul)
Ejection	Moore, 6/13/99 vs. D.C. (61'-2nd Caution)
Goal by Opponent	Jones, 5/29/99 vs. L.A. (57')
Open Cup Match	7/13/99 vs. Carolina Dynamo (D3 Pro)
USFF Event	5/29/99, U.S. U-17 Men vs. El Salvador U-17 Men (4-0)
World Cup Qualifier/Full International	10/11/00; CONCACAF semifinal round - U.S. vs. Costa Rica (0-0)

STARTING LINEUPS

Crew	Mark Dougherty (GK), Mike Clark (D), Thomas Dooley (D), Mike Lapper (D), Matt Kmosko (M), Todd Yeagley (M), Andy Williams (M), Brian Maisonnette (M), Billy Thompson (M), Jeff Cunningham (F), Stern John (F)
Revolution	Walter Zenga (GK), Brian Dunseth (D), Ted Chronopoulos (D), Dan Calichman (D), Paulo Dos Santos (M), Ivan McKinley (M), Edwin Gorter (M), Kris Kelderman (M), Johnny Torres (F), Joe-Max Moore (F), Giovanni Savarese (F)

CREW DRAFT HISTORY

1996 MLS DRAFTS

Inaugural Draft (Feb. 6-7, 1996)

Rd.	Pos.	Overall	Player	Pos.	College
1	1	1	Brian McBride	F	St. Louis
2	1	11	Mark Watson	D	
3	1	21	Billy Thompson	F	UCLA
4	1	31	Michael Clark	D	Indiana
5	1	41	Bo Oshoniyi	GK	So. Conn.
6	1	51	Brandon Ward	M	Indiana
7	1	61	Janusz Michalik	D	
8	1	71	Todd Yeagley	M	Indiana
9	1	81	Ramiro Corrales	D	
10	1	91	Marcelo Carrera	M	
11	1	101	Shane Battelle	D	St. Louis
12	1	111	Pete Marino	F	Brevard C.C.
13	1	121	Paul Young	M	Syracuse
14	1	131	Laurence Pitarro	D	So. Conn.
15	1	141	Todd Haskins	M	N. Carolina
16	1	151	Manny Catania	M	Park College

College Draft (March 4, 1996)

Rd.	Pos.	Overall	Player	Pos.	College
1	10	10	Moc Cozier	F	UNC-Charlotte
2	10	20	Ricci Greenwood	F	Seattle Pacific
3	10	30	Todd Miller	M	Westminster C.

Supplemental Draft (March 4, 1996)

Rd.	Pos.	Overall	Player	Pos.	Club/College
1	10	10	Paul Caligiuri	D	UCLA
2	3	13*	Michael Robles	M	Glendale C.C.
2nd	10	20	Rob Smith	M	South Carolina
3rd	10	30	Kevin East	GK	Keane

* Acquired from San Jose in exchange for Ramiro Corrales

1997 MLS DRAFTS

College Draft (Feb. 1-2, 1997)

Rd.	Pos.	Overall	Player	Pos.	College
1	3	3	Rob Jachym	M	Hartford
2	3	13	John Smith	F	Rollins College
3	3	23	Todd DeNault	F	South Florida

Supplemental Draft (Feb. 2, 1997)

Rd.	Pos.	Overall	Player	Pos.	Club/College
2	3	13	Jason Farrell	M	Seattle Pacific
3	8	28*	Billy Clifford	D	Charleston

* Tampa Bay sent its second pick of the third round of the 1997 Supplemental Draft (No. 28 overall) to Columbus for the Crew's third-round pick in the 1998 Supplemental Draft.

Waiver Draft

Rd.	Pos.	Overall	Player	Pos.	Club/College
1			Mark Dougherty	GK	Tampa Bay

1998 MLS DRAFTS

College Draft (Jan. 31, 1998)

Rd.	Pos.	Overall	Player	Pos.	College
1	9	9	Jeff Cunningham	F	South Florida
2	9	21	Andrew Gregor	M	Portland
2	12	24*	Henrik Nebriilus	F	Tampa
3	9	33	Nick Thesloff	M	UCLA

* Crew acquired the No. 24 overall college draft pick from D.C., in exchange for the Crew's second-round pick of the 1999 College Draft.

Supplemental Draft (Feb. 1, 1998)

Rd.	Pos.	Overall	Player	Pos.	Club/College
1	12	12	Brandon Ward	M	Richmond (A-I)
2	9	21	Scott Cannon	D	Richmond (A-I)

1999 MLS DRAFTS

College Draft (Feb. 7, 1999)

Rd.	Pos.	Overall	Player	Pos.	College
1	9	9	Matt Chulis	D	Virginia
2	6	18*	Jeff Bilyk	M	Clemson
3	9	33	Randy Merkel	D	Maryland

* Crew obtained the No. 18 overall pick from Miami in exchange for D/M Matt Kmosko and the Crew's 2000 first-round college pick (a pick later sent to Kansas City as part of a Fusion/Wizards deal in the first round).

Supplemental Draft (Feb. 7, 1999)

Rd.	Pos.	Overall	Player	Pos.	Club/College
1	9	9	Mike Butler	F	W. Mass (D3P)
2	9	21	John DeBrito	M	K.C. (MLS)
3	9	33	Craig Yacks	M	Cincinnati (A-I)

Waiver Draft (Nov. 24, 1999)

Rd.	Pos.	Overall	Player	Pos.	Club/College
4		9	Mario Gori	D	New Eng. (MLS)

2000 MLS SUPERDRAFT (FEB. 6, 2000)

Rd.	Pos.	Overall	Player	Pos.	Club/College
1	3	3*	TRADE		
2	9	21	Roland Aguilera	M	Tahuichi Acad.
3	9	33	Brian Winters	M	Portland
4	9	45	Christof Lindenmayer	F	Loyola College
5	9	57	Dominic Schell	D	Univ. of Mobile
6	9	69	PASS		

* Dallas obtained the No. 3 overall pick from the Crew in exchange for forward Dante Washington. Colorado later obtained the No. 3 overall pick from Dallas in exchange for the No. 5 overall pick and Colorado's first-round SuperDraft pick in 2001.

2001 MLS SUPERDRAFT (FEB. 5, 2001)

Rd.	Pos.	Overall	Player	Pos.	Club/College
1	10	10*	Duncan Oughton	M/F	Cal St. Fullerton
3	3	27	Edson Buddie	F	Long Is. (A-I)
3	6	30	Kevin Adams	D	Joe Pub. (I&T)
4	3	39	McKinley Tennyson	F	UCLA
5	3	51	Scott Powers	F	Brown Univ.
6	3	63	Phil Karn	M	Pittsburgh (A-I)

* Crew traded the third pick of the first round to D.C. in exchange for the No. 10 pick and GK Tom Presthus.

2002 MLS DRAFTS

Dispersal Draft (Jan. 11, 2002)

Rd.	Pos.	Overall	Player	Pos.	Club/College
1	7	7	Brian Dunseth	D	Miami (MLS)
1	9	9*	Eric Denton	D	Tampa Bay (MLS)

* Crew traded a third-round pick (38th overall) in the 2002 MLS SuperDraft to L.A. in exchange for the 9th pick.

Waiver Draft (Jan. 17, 2002)

Rd.	Pos.	Overall	Player	Pos.	Club/College
1	4	4*	Chad McCarty	D	Tampa Bay (MLS)

* Columbus traded a fifth-round pick (57th overall) in the 2002 MLS SuperDraft to K.C. in exchange for the 4th pick.

SuperDraft (Feb. 10, 2002)

Rd.	Pos.	Overall	Player	Pos.	Club/College
1	8	8	Kyle Martino	M	Virginia
2	8	20	Jeff Matteo	M	St. John's
2	11	23	Jon Busch	GK	Hershey (A-I)
3	10	35	John Barry Nusum	F	Furman
4	8	47	Chris Leitch	D	North Carolina
5	2	51*	Christof Lindenmayer	M	Hershey (A-I)
6	7	67	Scott Leber	M/D	Stanford

* Columbus traded its sixth-round pick in the 2003 MLS SuperDraft to N.E. in exchange for the 51st pick.

2003 MLS DRAFTS

SuperDraft (Jan. 17, 2003)

Rd.	Pos.	Overall	Player	Pos.	Club/College
1	7	7	Diego Walsh	M	Southern Methodist
2	7	17	TRADED *		
4	7	37	Michael Ritch	F	Auburn-Mongomery
5	7	47	Guy Abrahamson	D/M	Rutgers
6	8	58	Jake Traeger **	D	Ohio State

* Crew traded its second-round pick (No. 17 overall) to New York in exchange for D Nelson Akwari and N.Y.'s second-round pick in 2004.

** Crew traded its third-round pick (No. 27 overall) to Colorado for their third-round pick in 2004 and their 2003 sixth-round pick.

Supplemental Draft (Feb. 28, 2003)

Rd.	Pos.	Overall	Player	Pos.	Club/College
1	7	7	Ian Joy	M	Kidderminster (Eng.)

2004 MLS DRAFTS

SuperDraft (Jan. 16, 2004)

Rd.	Pos.	Overall	Player	Pos.	Club/College
1	2	2	Chad Marshall	D	Stanford
2	2	12	Chris Wingert	D	St. John's
3	5	25	TRADED *		
4	2	32	Jamal Sulton	F	SW Missouri St.
5	1	41	Adam Crew	F	Brown
5	2	42	Luke Vercollone	M	Selon Hall
6	2	52	Matt Hoefner	GK	Pennsylvania

* Crew traded its third-round pick (No. 25 overall) to Colorado in exchange for 2005 conditional draft pick that Columbus had sent to the Rapids in the Robin Fraser trade, and also obtained the rights to defender Stephen Herdsman.

2005 MLS DRAFTS

SuperDraft (Jan. 14, 2005)

Rd.	Pos.	Overall	Player	Pos.	Club/College
2	8	20	Marcus Storey	M	North Carolina
2	11	23	Domenic Mediate	M	Maryland
4	8	44	Knox Cameron	F	Michigan

Supplemental Draft (Feb. 24, 2005)

Rd.	Pos.	Overall	Player	Pos.	Club/College
1	8	8	Matt Oliver	D	Virginia
1	9	9	Bill Gaudette	GK	St. John's
2	8	20	Eric Vasquez	M	Central Florida (PDI)
3	8	32	Ryan Kelly	D	St. John's
4	8	44	Chris Lee	F	Marquette

2006 MLS DRAFTS

SuperDraft (Jan. 20, 2006)

Rd.	Pos.	Overall	Player	Pos.	Club/College
1	3	3	Jason Garey	F	Maryland
1	9	9	Kei Kamara	F	Cal State Dominguez Hills
2	1	13	Jed Zayner	D	Indiana
3	3	27	Brandon Moss	M	New Mexico
3	9	33	Dayton O'Brien	M/F	Memphis
4	2	38	Duke Hashimoto	M	Southern Methodist

Supplemental Draft (Jan. 26, 2006)

Rd.	Pos.	Overall	Player	Pos.	Club/College
1	3	3	Andy Gruenebaum	GK	Kentucky
2	3	15	David Chun	M	Southern Methodist
3	3	27	Ivan Becerra	F	UC Santa Barbara

2007 MLS DRAFTS

SuperDraft (Jan. 12, 2007)

Rd.	Pos.	Overall	Player	Pos.	Club/College
1	2	2	TRADED *		
2	2	15	Brad Evans	M	UC Irvine
4	2	41	Aaron Chandler	F	San Francisco
4	10	49	Ben Hunter	F	North Carolina

* Crew traded its first-round pick (No. 2 overall) to Chicago, along with F Ryan Coiner, in exchange for F Andy Herran.

Supplemental Draft (Jan. 18, 2007)

Rd.	Pos.	Overall	Player	Pos.	Club/College
2	2	15	Ryan Junge	D	Creighton
2	10	23	Tanai Skroce	M	Illinois-Chicago
4	2	41	Ted Nizialek	M	Selon Hall
4	11	50	Kevin Burns	M	Connecticut

2008 MLS DRAFTS

SuperDraft (Jan. 18, 2008)

Rd.	Pos.	Overall	Player	Pos.	Club/College
1	6	6	Andy Iro	D	UC Santa Barbara
2	6	20	George Josten	F/M	Gonzaga
2	8	22*	Ricardo Pierre-Louis	F	Lee
3	3	31*	Ryan Miller	D/M	Notre Dame
4	6	48	Steven Lenhart	F	Azuza Pacific

* Crew acquired No. 22 and No. 31 overall picks from Dallas in exchange for Crew's natural second and third round picks in the 2010 MLS SuperDraft.

Supplemental Draft (Jan. 24, 2008)

Rd.	Pos.	Overall	Player	Pos.	Club/College
1	6	6	Billy Chiles	GK	Towson
2	6	20	Cory Elenio	M	Evansville
3	6	34	Lukas Tumicz	F	Rhode Island
3	10	38*	Zola Short	M/D	Virginia
4	6	48**	TRADED		

* Crew acquired No. 38 overall pick from DC United, in exchange for D Marc Burch.

** Crew traded No. 48 overall pick to Chicago, for the rights to D Leonard Griffin.

2009 MLS SUPERDRAFT

SuperDraft (Jan. 15, 2009)

Rd.	Pos.	Overall	Player	Pos.	Club/College
1	15	15	TRADED *		
2	15	30	Paul Gerstenberger	D	Boston College
3	15	45	Alex Grandi	M	Pennsylvania
4	14	60	Chris Clements	D	Tulsa

* Crew traded its first-round pick (No. 15 overall) to New England in exchange for Pat Noonan.

2010 MLS DRAFTS

SuperDraft (Jan. 14, 2010)

Rd.	Pos.	Overall	Player	Pos.	Club/College
1	8	8*	Dilly Duka	M	Rochester
1	12	12	Bright Dike	F	Notre Dame
4	12	60	Kwaku Nyamekye	D	Harvard
4	13	61*	Othaniel Yanez	M	Louisville
4	15	63*	Shaun Francis	D	Lindsey Wilson (Ky.)

* Crew acquired No. 61 overall pick from Chicago, as part of

** Crew acquired No. 63 overall pick from L.A., as part of Stefani Miglioranza trade.

Re-entry Process Stage One (Dec. 8, 2010)

Rd.	Pos.	Overall	Player	Pos.	Club/College
1	10	10	Aaron Hohlbein	D	Sporting Kansas City

Re-entry Process Stage Two (Dec. 15, 2010)

Rd.	Pos.	Overall	Player	Pos.	Club/College
1	10	10	Jeff Cunningham	F	FC Dallas

2011 MLS DRAFTS

SuperDraft (Jan. 13, 2011)

Rd.	Pos.	Overall	Player	Pos.	Club/College
1	12	12	Rich Balchan	D	Indiana
1	15	15*	Justin Meram	F	Michigan
2	10	28**	Cole Grossman	M	Duke
3	12	48	Bernardo Anor	F	USF

* Crew acquired from S.J. in exchange for Steven Lenhart and allocation

** Crew acquired from PHI as part of Brain Carroll trade

Supplemental Draft (Jan. 18, 2011)

Rd.	Pos.	Overall	Player	Pos.	Club/College
2	12	30	Ben Sippola	M	Butler
3	12	48	Andy Adlard	M	Indiana

Re-entry Process Stage One (Dec. 8, 2010)

Rd.	Pos.	Overall	Player	Pos.	Club/College
1	9	9	Carlos Mendes	D	New York Red Bulls

2012 MLS DRAFTS

SuperDraft (Jan. 13, 2012)

Rd.	Pos.	Overall	Player	Pos.	Club/College
1	10	10			
2	7	26*			
2	10	29			

Crew acquired No. 26 overall pick from D.C., as part of Jed Zayner trade.

ALL-TIME PLAYER REGISTER

Register includes only players with at least one regular season appearance for the Crew or appeared in a Crew reserve game as a rostered member of the team. Players currently on the official Crew roster are not included.

Abukusuma, Ubusuku - DEF, #4											(N.C. State)				Height: 6-2				Weight: 175				Born: March 24, 1977														
Hometown: Albuquerque, NM																																					
Regular Season																																					
1997	GP	GS	MIN	G	A	PTS	SHT	SOG	BK	FC	FS	OF	CK	C									E														
1998	1	0	19	0	0	0	0	0	0	0	2	0	0	0									0	0													
1999	3	1	102	0	0	0	0	0	0	4	2	0	0	0									0	0													
Totals	11	4	430	0	0	0	0	0	0	7	4	0	0	0									0	0													
Playoffs																																					
1998	GP	GS	MIN	G	A	PTS	SHT	SOG	BK	FC	FS	OF	CK	C									E														
U.S. Open Cup	1	1	133	0	0	0	1	1	0	3	1	0	0	0									0	0													
2000	GP	GS	MIN	G	A	PTS	SHT	SOG	BK	FC	FS	OF	CK	C									E														
1998	2	1	111	0	0	0	0	0	0	0	0	0	0	0									0	0													
1999	3	1	115	0	0	0	0	0	0	0	0	0	0	0									0	0													
Totals	5	2	226	0	0	0	0	0	0	0	0	0	0	0									0	0													
Acquired: Assigned to the Crew as a Project40 player on June 1, 1997.																																					
Departed: Waived on Nov. 23, 1999.																																					

Adams, Kevin - DEF, #29																(N.C. State)				Height: 5-9				Weight: 170				Born: May 20, 1980																			
Hometown: Hope Village, Tobago																																															
Regular Season																																															
2001	GP	GS	MIN	G	A	PTS	SHT	SOG	BK	FC	FS	OF	CK	C	E																																
2001	5	0	42	0	0	0	1	0	0	1	0	0	0	0	0	0																															
Acquired: Drafted in the third round (30th overall) of the 2001 MLS SuperDraft as a Junior International.																																															
Departed: Waived on Nov. 16, 2001.																																															

Aguilera, Roland - MID, #7														(UCLA)				Height: 5-8				Weight: 150				Born: Dec. 7, 1978																					
Hometown: Santa Cruz, Bolivia																																															
Regular Season																																															
2000	GP	GS	MIN	G	A	PTS	SHT	SOG	BK	FC	FS	OF	CK	C	E																																
2000	16	3	455	0	1	1	8	1	0	16	8	0	2	2	0	0																															
2001	2	0	75	0	0	0	2	0	0	3	0	0	0	0	0	0																															
Totals	18	3	530	0	1	1	10	1	0	19	8	0	2	2	0	0																															
U.S. Open Cup																																															
2000	GP	GS	MIN	G	A	PTS	SHT	SOG	BK	FC	FS	OF	CK	C	E																																
2000	3	2	177	1	0	2	0	0	0	1	0	0	0	0	0	0																															
Acquired: Drafted in the second round (21st overall) of the 2000 MLS SuperDraft as a Junior International.																																															
Departed: Traded with a conditional pick in the 2002 MLS SuperDraft to New England on May 11, 2002 for John Harkes.																																															

Akwari, Nelson - DEF, #18														(UCLA)				Height: 6-0				Weight: 180				Born: Feb. 4, 1982												
Hometown: Houston, TX																																						
Regular Season																																						
2003	GP	GS	MIN	G	A	PTS	SHT	SOG	BK	FC	FS	OF	CK	C	E																							
2003	11	5	488	0	0	0	1	1	0	7	3	0	0	1	0	0																						
2004	19	16	1400	0	0	0	0	0	0	19	6	0	0	4	0	0																						
Totals	30	21	1888	0	0	0	1	1	0	26	9	0	0	5	0	0																						
Playoffs																																						
2004	GP	GS	MIN	G	A	PTS	SHT	SOG	BK	FC	FS	OF	CK	C	E																							
2004	0	0	0	0	0	0	0	0	0	0	0	0	0	0	0	0																						
U.S. Open Cup																																						
2003	GP	GS	MIN	G	A	PTS	SHT	SOG	BK	FC	FS	OF	CK	C	E																							
2003	1	0	15	0	0	0	0	0																														
2004	1	0	0	0	0	0	0	0	0	0	0	0	0	0	0	0																						
Totals	1	0	15	0	0	0	0	0	0	0	0	0	0	0	0	0																						
Acquired: From N.Y., and a 2004 second round draft pick, in exchange for the No. 17 pick in the 2003 SuperDraft.																																						
Departed: Selected by Real Salt Lake with their fifth pick in the 2005 Expansion Draft on November 19, 2004.																																						

Barros Schelotto, Guillermo - MID/FWD, #7**Hometown: La Plata, Argentina**

Regular Season

	GP	GS	MIN	G	A	PTS	SHT	SOG	BK	FC	FS	OF	CK	C	E
2007	22	19	1605	5	11	21	39	18	0	23	65	20	73	5	0
2008	27	27	2216	7	19	33	54	27	0	27	25	15	126	3	0
2009	24	21	1816	12	3	27	53	25	0	22	33	16	97	4	0
2010	29	29	2545	9	8	26	62	27	0	14	53	25	127	2	0
Totals	102	96	8182	33	41	107	208	97	0	84	214	76	423	14	0

Playoffs

	GP	GS	MIN	G	A	PTS	SHT	SOG	BK	FC	FS	OF	CK	C	E
2008	4	4	345	0	6	6	7	1	0	8	10	1	13	0	0
2009	1	1	90	2	0	4	4	3	0	2	2	0	4	0	0
2010	2	2	188	0	1	1	3	1	0	2	3	3	6	1	0
Totals	7	7	623	2	7	11	14	5	0	12	15	4	23	1	0

U.S. Open Cup

	GP	GS	MIN	G	A	PTS	GWG	GWA	C	E
--	----	----	-----	---	---	-----	-----	-----	---	---

2007 DID NOT PLAY

2008 DID NOT PLAY

2009 DID NOT PLAY

2010 2 2 210 1 0 2 1 0 1 0

Totals 2 2 210 1 0 2 1 0 1 0

Acquired: Signed on April 19, 2007

Departed: Option not exercised in November of 2010

Battelle, Shane - MID, #7**Hometown: St. Louis, MO**

Regular Season

1996	GP	GS	MIN	G	A	PTS	SHT	SOG	BK	FC	FS	OF	CK	C	E	
Playoffs	15	10	844	0	0	0	0	1	0	15	15	0	0	2	0	
1996	GP	GS	MIN	G	A	PTS	SHT	SOG	BK	FC	FS	OF	CK	C	E	
Acquired:	1	0	20	0	0	0	0	0	0	0	0	0	0	0	0	
Departed:	Waived	on Nov. 7, 1996.														

Acquired: Drafted by the Crew in the 11th round (101st overall) of the 1996 MLS Draft.

Departed: Waived on Nov. 7, 1996.

Becerra, Ivan - FWD, #19**Hometown: Los Angeles, CA**

U.S. Open Cup

	GP	GS	MIN	G	A	PTS	GWG	GWA	C	E
2006	1	1	90	0	0	2	1	0	0	0

Acquired: Drafted in the third round (No. 27 overall) of the 2006 Supplemental Draft on Jan. 26, 2006.

Departed: Waived on March 1, 2007.

Bisaku, Leonard - MID, #21**Hometown: Zagreb, Croatia**

Regular Season

	GP	GS	MIN	G	A	PTS	SHT	SOG	BK	FC	FS	OF	CK	C	E
2006	7	4	336	1	0	2	6	3	0	11	7	0	1	2	0

Acquired: Signed by the Crew on April 4, 2006.

Departed: Waived on Aug. 18, 2006.

Bliss, Brian - DEF, #8**Hometown: North Royalton, OH**

Regular Season

	GP	GS	MIN	G	A	PTS	SHT	SOG	BK	FC	FS	OF	CK	C	E
1996	19	19	1,566	1	0	2	12	4	0	27	26	2	0	3	0
1997	12	10	847	1	0	2	7	1	0	19	12	1	5	1	0
Totals	31	29	2,413	2	0	4	19	5	0	46	38	3	5	4	0

Acquired: Assigned to the Crew as the team's third allocation on Feb. 3, 1996.

Departed: Traded to N.Y. on July 8, 1997 for forward A.J. Wood.

Bonsey, Tenywa - DEF, #30**Hometown: Kampala, Uganda**

Regular Season

Playoffs															
	GP	GS	MIN	G	A	PTS	SHT	SOG	BK	FC	FS	OF	CK	C	E
2001	2	2	180	0	0	0	0	0	0	1	0	0	0	0	0
U.S. Open Cup	GP	GS	MIN	G	A	PTS	GWG	GWA	C	E					
2001	2	2	270	0	0	0	0	0	0	0	0	0	0	0	0

U.S. Open Cup

	GP	GS	MIN	G	A	PTS	GWG	GWA	C	E
2001	3	3	270	0	0	0	0	0	2	0

Acquired: Allocated to the Crew on Feb. 3, 2001.

Departed: Traded with a fourth-round pick in the 2002 MLS SuperDraft to Dallas on Jan. 15, 2002 in exchange for a second-round pick in the 2002 MLS SuperDraft.

Brunner, Eric - DEF, #23**Hometown: Dublin, OH**

Regular Season

2009	25	23	2072	1	1	3	12	3	1	20	17	1	1	3	0
2010	14	13	1145	1	0	2	6	2	0	6	8	0	0	2	0
Totals	39	36	3217	2	1	5	18	5	1	26	25	1	1	5	0
Playoffs															
	GP	GS	MIN	G	A	PTS	SHT	SOG	BK	FC	FS	OF	CK	C	E
2009	2	2	180	0	0	0	3	1	0	2	0	0	0	0	0
2010	1	1	120	0	0	0	0	0	0	1	2	0	0	0	0
Totals	3	3	300	0	0	0	3	1	0	3	2	0	0	0	0

U.S. Open Cup

	GP	GS	MIN	G	A	PTS	GWG	GWA	C	E
2009	1	1	120	0	0	0	0	0	0	0
2010	2	2	180	0	0	0	0	0	0	0
Totals	3	3	300	0	0	0	0	0	0	0

Acquired: Signed on March 18, 2009 after acquiring rights from New York

Departed: Selected by Portland in 2010 Expansion Draft on November 24, 2010

(St. Louis)

Height: 5-11

Weight: 165

Born: Oct. 5, 1971

(UC Santa Barbara)

Height: 6-2

Weight: 190

Born: May 22, 1984

Height: 5-10

Weight: 160

Born: Oct. 22, 1974

(Southern Connecticut St.)

Height: 5-8

Weight: 150

Born: Sept. 28, 1965

(Martin Methodist, Tenn.)

Height: 6-1

Weight: 168

Born: Sept. 28, 1976

(Ohio State)

Height: 6-4

Weight: 170

Born: Feb. 12, 1986



Born: May 21, 1981

Totals	6	4	393	4	1	9	0	1	2	1
Acquired:	Selected in the third round (No. 27 overall) of the 2001 MLS SuperDraft.									
Departed:	Traded to New York for Eddie Gaven and the rights to Chris Leitch									
Departed:	on March 28, 2006.									

Born: May 7, 1984

Regular Season	GP	GS	MIN	G	A	PTS	SHT	SOG	BK	FC	FS	OF	CK	C	E
2006:	7	5	479	0	1	1	2	0	0	12	7	1	7	0	11
Acquired:	From Los Angeles, in exchange for the Crew's second-round pick in the 2007 MLS Supplemental Draft on July 11.														
Departed:	Traded to D.C. United, in exchange for D.C.'s natural third-round pick in the 2008 MLS Supplemental Draft, on Aug. 1.														

Born: August 18, 1976

Acquired: Selected in the second round (No. 23 overall) of the 2002 MLS SuperDraft.
Departed: Waived on March 1, 2007.

Born: July 21, 1968

Regular Season															
	GP	GS	MIN	G	A	PTS	SHT	SOG	BK	FC	FS	OF	CK	C	E
1997	1	1	45	0	0	0	0	0	0	0	0	0	0	0	0
Acquired: Obtained in a trade with the San Jose Clash on Nov. 6, 1996 in exchange for Mac Cozier.															
Departed: Left the Crew on April 17, 1997 to join the Jamaican National Team full time.															

March 9, 1964

Acquired: Drafted by the Crew in the first round (10th overall) of the 1996 MLS Supplemental Draft.
Departed: Reallocated to L.A. in exchange for future considerations on March 23, 1997.

pt. 17, 1983

	GP	GS	MIN	G	A	PTS	GWG	GWA	C	F
2005	1	1	120	0	0	0	0	0	0	0
2006	1	1	79	0	0	0	0	0	0	0
Totals	2	2	199	0	0	0	0	0	0	0

Year	Gr	G3	MN	G	A	HIS	GWG	GWA	C	E
1998	2	2	168	0	0	0	0	0	0	0

Correra, Marcelo - MID, #22**Hometown: Canton, OH**

Regular Season

	GP	GS	MIN	G	A	PTS	SHT	SOG	BK	FC	FS	OF	CK	C	E
1996	30	12	1,339	4	2	10	26	16	0	1	36	15	15	0	0
1997	20	14	1,224	3	2	8	26	11	1	20	25	7	27	0	0
1998	16	5	595	1	3	5	17	6	1	10	8	0	18	1	0
Totals	66	31	3,158	8	7	23	69	33	2	45	69	9	60	1	0
Playoffs															
1996	GP	GS	MIN	G	A	PTS	SHT	SOG	BK	FC	FS	OF	CK	C	E
1997	3	2	166	0	1	1	0	0	1	0	0	0	1	0	0
1998	1	0	10	0	0	0	0	1	0	0	0	0	1	0	0
Totals	4	2	185	0	1	1	7	2	0	3	5	0	1	0	0
U.S. Open Cup															
1998	GP	GS	MIN	G	A	PTS	GWG	GWA	C	E					
	0	0	25	0	0	0	0	0	0	0					

Acquired: Drafted by the Crew in the 10th round (91st overall) of the 1996 MLS Draft.

Departed: Waived on Oct. 31, 1998.

Carroll, Brian - MID, #16**Hometown: Springfield, VA**

Regular Season

	GP	GS	MIN	G	A	PTS	SHT	SOG	BK	FC	FS	OF	CK	C	E
2008	30	30	2692	1	2	4	17	3	0	35	11	0	1	5	0
2009	26	26	2293	0	1	1	9	1	0	16	11	0	0	5	0
2010	28	27	2390	1	0	2	7	3	0	28	9	1	0	3	0
Totals	84	83	7375	2	3	7	33	7	0	79	31	1	1	13	0
Playoffs															
2008	GP	GS	MIN	G	A	PTS	SHT	SOG	BK	FC	FS	OF	CK	C	E
2009	4	4	360	0	1	1	1	0	0	5	3	0	0	1	0
2010	2	2	180	0	0	0	1	0	0	2	1	0	0	1	0
2010	2	2	204	0	0	0	2	0	0	3	1	0	0	2	0
Totals	8	8	744	0	1	1	4	0	0	10	5	0	0	4	0
U.S. Open Cup															
2008	GP	GS	MIN	G	A	PTS	GWG	GWA	C	E					
2009	2	2	190	0	0	0	0	0	0	0					
2010	3	3	300	0	0	0	0	0	1	0					
Totals	5	5	490	0	0	0	0	0	1	0					

Acquired: Acquired from San Jose, in exchange for Kei Kamara, on Nov. 26, 2007.

Departed: Traded to Philadelphia on Nov. 22, 2010 in exchange for a second-round pick in 2011 SuperDraft.

Chacon, Alex Pineda - MID, #23**Hometown: Santa Cruz de Yojoa, Honduras**

Regular Season

2003	GP	GS	MIN	G	A	PTS	SHT	SOG	BK	FC	FS	OF	CK	C	E
U.S. Open Cup	3		325	0	2	2	8	5	0	2	2	0	0	0	0
2003	GP	GS	MIN	G	A	PTS	GWG	GWA	C	E					
	1	0	40	0	0	0	0	0	0	0					

Acquired: From Los Angeles on July 31, 2003 for a 2004 MLS SuperDraft conditional pick.
Departed: Contract expired on Dec. 31, 2003.

Acquired: From Los Angeles on July 31, 2003 for a 2004 MLS SuperDraft conditional pick.

Departed: Contract expired on Dec. 31, 2003.

Chandler, Aaron - MID/FWD, #29**Hometown: Riverside, CA**

Regular Season

	GP	GS	MIN	G	A	PTS	SHT	SOG	BK	FC	FS	OF	CK	C	E
2007	0	0	0	0	0	0	0	0	0	0	0	0	0	0	0

* Only appeared in reserve games

Acquired: Selected in the fourth round (No. 41 overall) of the 2007 MLS SuperDraft.

Departed: Waived on July 3, 2007.

Chulis, Matt - DEF, #5**Hometown: Central Islip, NY**

Regular Season

	GP	GS	MIN	G	A	PTS	SHT	SOG	BK	FC	FS	OF	CK	C	E
1999	4	3	260	0	0	0	0	0	0	4	4	0	0	1	0
2000	6	2	165	0	0	0	0	0	0	8	1	0	0	2	0
Totals	10	5	425	0	0	0	0	0	0	12	5	0	0	3	0

Acquired: Drafted by the Crew in the first round (9th overall) of the 1999 MLS College Draft.

Departed: Waived on March 19, 2001.

Clark, Mike - DEF, #3**Hometown: Indianapolis, IN**

Regular Season

	GP	GS	MIN	G	A	PTS	SHT	SOG	BK	FC	FS	OF	CK	C	E
1996	27	27	2,329	1	1	3	13	4	2	27	1	0	0	3	0
1997	31	28	2,484	1	2	4	6	4	2	34	28	4	0	4	0
1998	30	30	2,571	0	2	2	9	2	1	41	34	1	0	3	1
1999	30	30	2,558	0	3	3	7	3	2	53	24	2	0	3	0
2000	28	28	2,448	0	3	3	12	5	3	41	22	1	0	6	0
2001	25	25	2,280	0	1	1	6	0	3	28	25	5	0	7	0
2002	21	19	1,599	1	0	2	7	6	1	36	16	1	0	7	1
2003	29	29	2,673	0	1	1	10	2	0	44	22	2	0	5	1
Totals	221	216	18,942	3	13	19	70	26	14	308	198	17	0	40	4
Playoffs															
1996	GP	GS	MIN	G	A	PTS	SHT	SOG	BK	FC	FS	OF	CK	C	E
1997	4	4	264	0	1	1	0	0	0	3	1	0	0	0	0
1998	4	4	360	0	1	1	0	0	0	10	4	0	0	1	0
1999	5	5	413	0	0	0	1	0	1	3	0	0	0	2	0
2001	2	2	180	0	0	0	0	0	0	6	3	0	0	2	0
2002	3	3	202	0	0	0	0	0	0	5	0	0	0	1	0
Totals	22	22	1,869	0	2	2	2	0	1	36	12	0	0	6	0
U.S. Open Cup															
1998	GP	GS	MIN	G	A	PTS	GWG	GWA	C	E					
1999	4	4	382	0	0	0	0	0	0	0					
2000	3	3	240	0	2	2	0	0	0	0					
2001	3	3	300	0	0	0	0	0	0	0					
2002	4	4	319	0	0	0	0	0	1	0					
2003	1	1	90	0	0	0	0	0	0	0					
Totals	18	18	1,631	0	2	2	0	0	1	0					

Acquired: Selected by the Crew in the fourth round (31st overall) of the 1996 Inaugural MLS Draft.

Departed: Retired on March 18, 2004.



Coimer, Ryan - FWD, #99
Hometown: Aliso Viejo, CA

Regular Season

GP	GS	MIN	G	A	PTS	SHT	SOG	BK	FC	FS	OF	CK	C	E
2006	1	4	282	0	1	1	8	4	0	3	7	3	0	0

U.S. Open Cup

GP	GS	MIN	G	A	PTS	SHT	GWG	GWA	C	E
2006	1	0	21	0	0	0	0	0	0	0

Acquired: Signed on July 13, 2006.

Departed: Traded with the Crew's first round draft pick in the 2007 SuperDraft to Chicago for Andy Herron on Jan. 12, 2007.

Cazier, Mac - FWD, #2
Hometown: Orange Park, FL

Regular Season

GP	GS	MIN	G	A	PTS	SHT	SOG	BK	FC	FS	OF	CK	C	E
1996	13	0	149	0	0	0	2	1	0	3	3	0	0	1

Acquired: Drafted by the Crew in the first round (10th overall) of the 1996 MLS College Draft.

Departed: Traded to San Jose on Nov. 6, 1996 in exchange for Freddie Butler.

Cunningham, Jeff - FWD, #33
Hometown: Crystal River, FL

Regular Season

GP	GS	MIN	G	A	PTS	SHT	SOG	FC	FS	CK	C	E
1998	25	8	1076	8	1	17	27	20	15	19	3	0
1999	28	15	1556	12	5	29	60	32	19	35	1	2
2000	29	16	1755	2	8	12	48	19	23	66	4	3
2001	22	20	1770	10	13	33	72	32	25	55	2	3
2002	27	21	1962	16	5	37	78	37	30	38	1	2
2003	21	13	1405	9	7	17	49	23	19	30	2	1
2004	30	19	1856	6	4	22	63	26	25	3	6	1
2011	21	4	591	2	1	5	13	3	8	0	0	0
Totals	203	116	11971	64	44	172	430	192	159	308	19	14

GP	GS	MIN	G	A	PTS	SHT	SOG	FC	FS	CK	C	E
1998	2	0	45	0	0	0	2	1	2	0	0	0
1999	3	5	424	3	1	7	9	3	10	7	1	0
2001	2	2	180	0	0	0	4	1	1	8	0	0
2002	5	5	432	0	4	4	12	6	5	7	0	1
2004	2	0	70	0	0	0	0	0	2	3	0	0
2011	1	0	15	0	0	0	0	0	2	3	0	0
Totals	17	12	1166	3	5	11	27	11	20	27	1	1

Acquired: Selected in the first round (No. 9 overall) of the 1998 MLS College Draft. Re-Acquired in Stage 2 of the 2010 MLS Re-Entry Process

Departed: Traded to Colorado in exchange for their first round pick in the 2006 MLS SuperDraft on Jan. 14, 2006. Released in Nov. 2011

DeBrito, John - MID, #24
Hometown: Waterbury, CT

Regular Season

GP	GS	MIN	G	A	PTS	SHT	SOG	BK	FC	FS	OF	CK	C	E
1999	8	8	656	1	1	3	3	1	10	5	0	1	1	0
2000	20	17	1,466	0	1	1	44	1	10	30	19	0	14	7
2001	2	0	48	0	0	0	1	1	0	3	0	0	0	0
Totals	30	25	2,170	1	2	4	8	3	1	43	24	0	15	9

GP	GS	MIN	G	A	PTS	SHT	SOG	BK	FC	FS	OF	CK	C	E
1999	5	5	395	0	2	2	1	0	10	2	0	2	2	0

U.S. Open Cup

GP	GS	MIN	G	A	PTS	SHT	GWG	GWA	C	E
1999	2	1	107	0	0	0	0	0	0	0
2000	1	1	66	0	0	0	0	0	0	0
Totals	3	2	173	0	0	0	0	0	0	0

Acquired: Selected by the Crew in the second round (21st overall) of the 1999 MLS Supplemental Draft.

Departed: Waived on May 9, 2001.

Denton, Eric - DEF/MID, #6
Hometown: Manteca, CA

Regular Season

GP	GS	MIN	G	A	PTS	SHT	SOG	BK	FC	FS	OF	CK	C	E
2002	23	22	1875	1	4	6	8	4	27	22	0	18	1	0
2003	26	25	2336	2	1	5	10	7	31	25	0	2	7	0
2004	18	16	1310	0	2	2	4	2	0	17	10	3	4	0
Totals	107	96	8519	4	12	20	35	20	3	102	85	4	38	19

GP	GS	MIN	G	A	PTS	SHT	SOG	BK	FC	FS	OF	CK	C	E
2002	5	5	470	0	0	0	2	1	0	6	4	1	0	1
Totals	5	5	470	0	0	0	2	1	0	6	4	1	0	1

U.S. Open Cup

GP	GS	MIN	G	A	PTS	SHT	GWG	GWA	C	E
2002	4	3	310	0	0	0	0	0	0	1
2003	1	1	90	0	0	0	0	0	0	0
2004	2	1	102	0	0	0	0	0	0	0
Totals	7	5	502	0	0	0	0	0	0	1

Acquired: Selected in the first round (No. 9 overall) of the 2002 MLS Dispersal Draft.

Departed: Waived on Feb. 9, 2005.

Dooley, Thomas - DEF, #5
Hometown: Mission Viejo, CA

Regular Season

GP	GS	MIN	G	A	PTS	SHT	SOG	BK	FC	FS	OF	CK	C	E
1997	15	15	1,310	4	1	9	26	15	0	15	17	0	0	0
1998	23	23	2,008	1	2	4	21	9	1	20	13	0	2	0
1999	25	19	1,697	0	1	1	10	5	1	13	18	2	0	1
Totals	63	57	5,015	5	4	14	57	29	2	48	48	2	3	0

GP	GS	MIN	G	A	PTS	SHT	SOG	BK	FC	FS	OF	CK	C	E
1997	4	4	360	1	1	3	4	1	0	4	10	0	2	0
1998	5	5	450	1	0	2	2	1	0	1	7	0	0	0
1999	1	0	6	0	0	0	0	0	0	0	0	0	0	0
Totals	10	9	816	2	1	5	6	2	0	5	17	0	2	0

U.S. Open Cup

GP	GS	MIN	G	A	PTS	SHT	GWG	GWA	C	E
1998	3	3	249	0	0	0	0	0	0	0
1999	2	1	113	0	0	0	0	0	0	0
Totals	5	4	362	0	0	0	0	0	0	0

Acquired: Allocated to the Crew on May 3, 1997.

Departed: Traded to N.Y. in exchange for defender Mike Duhaney on Jan. 28, 2000.

Dougherty, Mark - GK, #1**Hometown: Cupertino, CA****Regular Season**

GP	GS	MIN	SHTS	SVS	C/P	GA	GAA
1998	11	11	989	78	29	21	1.91
1999	31	31	2,745	152	106	104	3.35
2000	25	25	2,269	170	111	69	4.46
2001	2	1	100	6	5	0	1.00
Totals	69	68	6,103	406	271	202	1.52

Playoffs

GP	GS	MIN	SHTS	SVS	C/P	GA	GAA
1999	5	5	450	27	17	7	1.40

U.S. Open Cup

GP	GS	MIN	REC	SHT	SVS	GA	GAA
1998	1	1	90	1-0	5	7	0.00
1999	3	3	270	2-1	12	7	1.33
2001	1	2	180	2-0	4	2	1.00
Totals	5	6	540	5-1	21	14	1.00

Acquired: Claimed in the first round of the 1997 MLS Waiver Draft.

Departed: Retired on Feb. 19, 2002.

(Fresno St.)**Height: 6-2****Weight: 190****Born: Nov. 7, 1967****Dohoney, Mike - DEF/MID, #15****Hometown: San Diego, CA****Regular Season**

GP	GS	MIN	G	A	PTS	SHT	SOG	BK	FC	FS	OF	CK	C	E
2000	20	14	1,205	1	2	4	13	8	0	18	3	0	1	0
2001	25	25	2,164	1	2	4	11	5	0	35	30	6	0	0
Totals	45	39	3,369	2	4	8	24	13	0	53	46	9	2	0

Playoffs

GP	GS	MIN	G	A	PTS	SHT	SOG	BK	FC	FS	OF	CK	C	E
2001	2	2	103	0	0	1	1	0	3	3	2	0	0	0

U.S. Open Cup

GP	GS	MIN	G	A	PTS	GWG	GWA	C	E
2000	3	2	188	0	2	0	0	1	0
2001	3	3	245	0	0	0	0	0	0
Totals	6	5	433	1	2	0	0	1	0

Acquired: Acquired in a trade from N.Y. in exchange for defender Thomas Dooley on Jan. 28, 2000.

Departed: Contract expired on Dec. 31, 2001.

(Nevada-Las Vegas)**Height: 5-11****Weight: 165****Born: April 5, 1974****Dunseth, Brian - DEF, #13****Hometown: Upland, CA****Regular Season**

GP	GS	MIN	G	A	PTS	SHT	SOG	BK	FC	FS	OF	CK	C	E
2002	27	26	2,436	0	1	1	7	4	1	31	13	0	0	0
2003	19	17	1,589	1	2	4	8	4	0	28	9	0	5	0
Totals	46	43	4,025	1	3	5	15	8	1	59	22	0	5	0

Playoffs

GP	GS	MIN	G	A	PTS	SHT	SOG	BK	FC	FS	OF	CK	C	E
2002	5	5	470	0	0	0	2	0	11	4	0	0	1	0

U.S. Open Cup

GP	GS	MIN	G	A	PTS	GWG	GWA	C	E
2002	4	4	379	0	0	0	0	1	0
2003	1	1	90	0	0	0	0	0	0
Totals	5	5	469	0	0	0	0	1	0

Acquired: Selected by the Crew in the first round (7th overall) of the 2002 MLS Dispersal Draft.

Departed: Traded to Dallas on August 21, 2003 for a 2004 MLS SuperDraft conditional draft pick.

(Cal State Fullerton)**Height: 6-1****Weight: 180****Born: March 2, 1977****Eko, Emmanuel - MID, #17****Hometown: Ekor, Nigeria****Regular Season**

GP	GS	MIN	G	A	PTS	SHT	SOG	FC	FS	OF	CK	C	E
2008	17	7	742	2	1	5	14	7	10	6	1	0	1
2009	28	22	1,936	2	6	10	38	8	32	24	7	6	0
2010	24	13	1,178	0	0	0	16	3	15	23	1	1	0
2011	32	29	2,506	1	2	4	32	6	48	53	1	8	2
Totals	101	71	6,362	5	9	19	100	24	105	106	10	16	3

Playoffs

GP	GS	MIN	G	A	PTS	SHT	SOG	FC	FS	OF	CK	C	E
2008	3	0	16	0	0	0	0	2	0	0	1	0	0
2009	2	1	69	0	1	1	2	0	1	1	0	0	0
2010	2	2	171	0	1	1	2	1	3	3	0	1	0
Totals	7	3	256	0	2	2	4	1	6	4	0	2	0

U.S. Open Cup

GP	GS	MIN	G	A	PTS	GWG	GWA	C	E
2008	3	3	247	1	3	1	1	0	0
2009	2	1	120	0	0	0	0	0	0
2010	1	0	5	0	0	0	0	0	0
Totals	6	4	412	1	3	1	1	0	0

Acquired: Signed via Discovery on April 15, 2008

Departed: Contract expired

Eloco, Ansil - DEF/MID, #13**Hometown: Carani, Trinidad****Regular Season**

GP	GS	MIN	G	A	PTS	SHT	SOG	BK	FC	FS	OF	CK	C	E
1997	26	21	1,856	1	0	2	9	1	1	38	31	2	0	1
1998	28	27	2,409	0	8	8	12	4	1	44	24	4	1	0
1999	28	20	1,908	3	3	9	16	9	0	40	32	4	0	0
2000	19	18	1,679	1	2	4	16	8	2	37	35	0	3	0
2001	15	6	725	1	0	2	3	2	0	16	16	3	0	1
Totals	116	92	8,577	6	13	25	56	24	4	175	138	13	4	2

Playoffs

GP	GS	MIN	G	A	PTS	SHT	SOG	BK	FC	FS	OF	CK	C	E
1997	3	3	261	0	1	1	1	1	0	8	0	0	0	0
1998	3	3	443	0	3	3	3	1	0	4	0	3	0	0
1999	2	3	284	1	1	3	1	2	0	10	4	0	0	0
2001	2	1	100	0	0	0	0	0	0	5	2	0	0	0
Totals	14	12	1,088	1	5	7	5	4	0	27	23	0	3	0

U.S. Open Cup

GP	GS	MIN	G	A	PTS	GWG	GWA	C	E
1998	3	3	292	0	0	0	0	3	0
1999	3	3	247	1	3	1	1	0	0
2000	2	1	120	0	0	0	0	0	0
2001	1	0	5	0	0	0	0	0	0
Totals	9	7	664	1	3	1	1	4	0

Acquired: Signed as a Discovery Player on March 31, 1997.

Departed: Waived on Jan. 15, 2001.

(St. Augustine, Trinidad)**Height: 5-11****Weight: 160****Born: March 17, 1969****DARE TO BE MASSIVE**

Elenio, Cory - MID, #7													
Hometown: Ann Arbor, MI													
Regular Season													
GP	GS	MIN	G	A	PTS	SHT	SOG	BK	FC	FS	OF	CK	C E
2008	1	0	0	0	0	0	0	0	0	0	0	0	0
2009	1	0	17	0	0	0	0	0	0	0	0	0	0
Totals	2	0	17	0	0	0	0	0	0	0	0	0	0
U.S. Open Cup													
GP	GS	MIN	G	A	PTS	GWG	GWA	C	E				
2009	1	86	0	0	0	0	0	1	0				
Acquired: Selected in the second round (No. 20 overall) of the 2008 MLS Supplemental Draft													
Departed: Waived on March 26, 2010													

Elliott, Simon - MID, #7													
Hometown: Wellington, New Zealand													
Regular Season													
GP	GS	MIN	G	A	PTS	SHT	SOG	BK	FC	FS	OF	CK	C E
2004	27	26	2353	0	10	10	18	4	28	29	2	87	3 0
2005	32	32	2880	1	11	13	31	9	26	27	1	66	5 0
Totals	59	58	5233	1	21	23	49	13	54	56	3	153	8 0
Playoffs													
GP	GS	MIN	G	A	PTS	SHT	SOG	BK	FC	FS	OF	CK	C E
2004	2	2	153	0	0	0	2	1	1	3	0	7	0 0
U.S. Open Cup													
GP	GS	MIN	G	A	PTS	GWG	GWA	C	E				
2004	1	1	105	0	0	0	0	0	0				
2005	1	1	74	0	0	0	0	0	0				
Totals	2	2	179	0	0	0	0	0	0				
Acquired: From Los Angeles, in exchange for a first-round selection in the 2005 MLS SuperDraft, on January 12, 2003.													
Departed: Did not resign with the Crew after 2005 season.													

Evans, Brad - MID, #3													
Hometown: Phoenix, AZ													
Regular Season													
GP	GS	MIN	G	A	PTS	SHT	SOG	BK	FC	FS	OF	CK	C E
2007	1	1	108	0	1	2	1	0	1	1	0	0	0
2008	26	18	1756	5	1	11	37	13	0	12	13	2	0
Totals	30	19	1864	5	2	12	39	14	0	13	14	2	0
Playoffs													
GP	GS	MIN	G	A	PTS	SHT	SOG	BK	FC	FS	OF	CK	C E
2008	4	4	360	1	0	2	5	2	3	2	0	0	0
U.S. Open Cup													
GP	GS	MIN	G	A	PTS	GWG	GWA	C	E				
2007	1	1	105	0	0	0	0	0	0				
2008	2	1	76	0	0	0	0	0	0				
Totals	2	1	76	0	0	0	0	0	0				
Acquired: Drafted by the Crew in the second round (No. 15 overall) of the 2007 SuperDraft.													
Departed: Selected by Seattle in the 2008 Expansion Draft on Nov. 26, 2008.													

Farrell, Jason - MID/FWD, #12													
Hometown: Seattle, WA													
Regular Season													
GP	GS	MIN	G	A	PTS	SHT	SOG	BK	FC	FS	OF	CK	C E
1997	18	10	1,026	2	3	7	24	8	0	11	10	4	0
1998	28	24	2,002	5	10	20	31	12	0	24	15	3	0
1999	28	20	1,725	1	3	5	24	16	0	22	8	6	0
2000	24	13	1,257	3	2	8	25	9	0	14	12	1	0
Totals	98	67	6,010	11	18	40	104	45	0	71	45	14	0
Playoffs													
GP	GS	MIN	G	A	PTS	SHT	SOG	BK	FC	FS	OF	CK	C E
1997	3	3	250	2	1	5	8	4	0	3	2	2	0
1998	5	5	416	1	1	3	5	2	0	6	3	4	0
1999	5	0	80	0	0	0	2	0	0	2	0	1	0
Totals	13	8	746	3	2	8	15	6	0	11	5	4	0
U.S. Open Cup													
GP	GS	MIN	G	A	PTS	GWG	GWA	C	E				
1998	3	1	166	0	0	0	0	0	0				
1999	2	2	165	1	0	2	1	0	0				
2000	3	3	300	1	1	3	1	0	0				
Totals	8	6	631	2	1	5	2	0	0				
Acquired: Drafted by the Crew in the second round (13th overall) of the 1997 MLS Supplemental Draft; Lost to Chicago in the Nov. 6, 1997 Expansion Draft; Reacquired on Feb. 19, 1998 from Chicago in exchange for Frank Klaps.													
Departed: Contract expired on Dec. 31, 2000.													

Fraser, Robin - DEF, #4													
Hometown: Denver, CO													
Regular Season													
GP	GS	MIN	G	A	PTS	SHT	SOG	BK	FC	FS	OF	CK	C E
2004	28	28	2520	0	0	0	1	0	0	37	6	0	3
2005	29	29	2607	0	0	0	0	0	4	31	8	0	0
Totals	57	57	5127	0	0	0	1	0	4	68	14	0	0
Playoffs													
GP	GS	MIN	G	A	PTS	SHT	SOG	BK	FC	FS	OF	CK	C E
2004	2	2	180	0	0	0	0	0	2	1	0	0	0
U.S. Open Cup													
GP	GS	MIN	G	A	PTS	GWG	GWA	C	E				
2004	2	2	195	0	0	0	0	0	0				
2005	1	1	120	0	0	0	0	0	0				
Totals	3	3	315	0	0	0	0	0	0				
Acquired: From Colorado, in exchange for the No. 16 overall pick in the 2004 MLS SuperDraft and a conditional pick in the 2005 SuperDraft, on January 14, 2004.													
Departed: Retired on November 9, 2005.													

Friedel, Brad - GK, #1													
Hometown: Bay Village, OH													
Regular Season													
GP	GS	MIN	SHTS	SVS	C/P	GA	GAA	PKG/A	SOG/A	VW	SHU		
1996	9	9	810	62	47	37	7	0.78	0/0	2/9	8-1	4	
1997	29	29	2,609	181	131	104	35	1.21	4/5	15/29	14-15	8	
Totals	38	38	3,419	243	178	141	42	1.11	4/5	17/38	22-16	12	
Playoffs													
GP	GS	MIN	SHTS	SVS	C/P	GA	GAA	PKG/A	SOG/A	VW	SHU		
1996	2	2	270	22	14	3	7	2.33	0/0	0/0	1-2	0	
1997	4	4	360	25	20	12	5	1.25	0/0	0/0	2-2	1	
Totals	7	7	630	47	34	15	12	1.71	0/0	0/0	3-4	1	
Acquired: Traded from Dallas on Aug. 9, 1996 for Dante Washington and a 1997 first-round Supplemental Draft pick.													
Departed: Bought from MLS by Liverpool of the English Premier League on Oct. 24, 1997.													

Gardner, Josh - MID, #31**Hometown:** Brazosport, TX

Season	GP	GS	MIN	G	A	PTS	SHT	SOG	FC	FS	CK	C	E	O																	
2011	22	21	1812	2	2	6	2	7	0	13	3	0	0	0																	

Season	GP	GS	MIN	G	A	PTS	SHT	SOG	FC	FS	CK	C	E	O																		
2011	22	21	1812	2	2	6	2	7	0	13	3	0	0	0																		

Acquired: Signed on Feb. 15, 2011

Departed: Acquired by Montreal in 2011 Expansion Draft

Gallardo, Luis - MID, #21**Hometown:** Paso Canoas, Panama**Height:** 5-8**Weight:** 155**Born:** June 27, 1986

Regular Season

GP	GS	MIN	G	A	PTS	SHT	SOG	BK	FC	FS	OF	CK	C	E	O
2005	0	0	0	0	0	0	0	0	0	0	0	0	0	0	0

* Only appeared in reserve games.

Acquired: Signed as a developmental player on April 28, 2005.

Departed: Contract expired on Dec. 31, 2005.

Garcia, Freddy - MID, #15**Hometown:** Puerto Barrios, Guatemala**Height:** 5-6**Weight:** 132**Born:** Jan. 12, 1977

Regular Season

GP	GS	MIN	G	A	PTS	SHT	SOG	BK	FC	FS	OF	CK	C	E	O
2002	5	1	215	0	2	7	2	0	9	3	2	4	2	0	0
2003	22	12	1,278	1	6	8	41	12	12	23	5	36	0	0	0
Totals	27	13	1,493	1	8	10	48	14	0	21	7	40	2	0	0

GP	GS	MIN	G	A	PTS	SHT	SOG	BK	FC	FS	OF	CK	C	E	O
2002	5	1	215	0	2	7	2	0	9	3	2	4	2	0	0
2003	22	12	1,278	1	6	8	41	12	12	23	5	36	0	0	0
Totals	27	13	1,493	1	8	10	48	14	0	21	7	40	2	0	0

GP	GS	MIN	G	A	PTS	SHT	SOG	BK	FC	FS	OF	CK	C	E	O
2002	5	1	215	0	2	7	2	0	9	3	2	4	2	0	0
2003	22	12	1,278	1	6	8	41	12	12	23	5	36	0	0	0
Totals	27	13	1,493	1	8	10	48	14	0	21	7	40	2	0	0

GP	GS	MIN	G	A	PTS	SHT	SOG	BK	FC	FS	OF	CK	C	E	O
2002	5	1	215	0	2	7	2	0	9	3	2	4	2	0	0
2003	22	12	1,278	1	6	8	41	12	12	23	5	36	0	0	0
Totals	27	13	1,493	1	8	10	48	14	0	21	7	40	2	0	0

GP	GS	MIN	G	A	PTS	SHT	SOG	BK	FC	FS	OF	CK	C	E	O
2002	5	1	215	0	2	7	2	0	9	3	2	4	2	0	0
2003	22	12	1,278	1	6	8	41	12	12	23	5	36	0	0	0
Totals	27	13	1,493	1	8	10	48	14	0	21	7	40	2	0	0

GP	GS	MIN	G	A	PTS	SHT	SOG	BK	FC	FS	OF	CK	C	E	O
2002	5	1	215	0	2	7	2	0	9	3	2	4	2	0	0
2003	22	12	1,278	1	6	8	41	12	12	23	5	36	0	0	0
Totals	27	13	1,493	1	8	10	48	14	0	21	7	40	2	0	0

GP	GS	MIN	G	A	PTS	SHT	SOG	BK	FC	FS	OF	CK	C	E	O
2002	5	1	215	0	2	7	2	0	9	3	2	4	2	0	0
2003	22	12	1,278	1	6	8	41	12	12	23	5	36	0	0	0
Totals	27	13	1,493	1	8	10	48	14	0	21	7	40	2	0	0

GP	GS	MIN	G	A	PTS	SHT	SOG	BK	FC	FS	OF	CK	C	E	O
2002	5	1	215	0	2	7	2	0	9	3	2	4	2	0	0
2003	22	12	1,278	1	6	8	41	12	12	23	5	36	0	0	0
Totals	27	13	1,493	1	8	10	48	14	0	21	7	40	2	0	0

GP	GS	MIN	G	A	PTS	SHT	SOG	BK	FC	FS	OF	CK	C	E	O
2002	5	1	215	0	2	7	2	0	9	3	2	4	2	0	0
2003	22	12	1,278	1	6	8	41	12	12	23	5	36	0	0	0
Totals	27	13	1,493	1	8	10	48	14	0	21	7	40	2	0	0

GP	GS	MIN	G	A	PTS	SHT	SOG	BK	FC	FS	OF	CK	C	E	O
2002	5	1	215	0	2	7	2	0	9	3	2	4	2	0	0
2003	22	12	1,278	1	6	8	41	12	12	23	5	36	0	0	0
Totals	27	13	1,493	1	8	10	48	14	0	21	7	40	2	0	0

GP	GS	MIN	G	A	PTS	SHT	SOG	BK	FC	FS	OF	CK	C	E	O
2002	5	1	215	0	2	7	2	0	9	3	2	4	2	0	0
2003	22	12	1,278	1	6	8	41	12	12	23	5	36	0	0	0
Totals	27	13	1,493	1	8	10	48	14	0	21	7	40	2	0	0

GP	GS	MIN	G	A	PTS	SHT	SOG	BK	FC	FS	OF	CK	C	E	O
2002	5	1	215	0	2	7	2	0	9	3	2	4	2	0	0
2003	22	12	1,278	1	6	8	41	12	12	23	5	36	0	0	0
Totals	27	13	1,493	1	8	10	48	14	0	21	7	40	2	0	0

GP	GS	MIN	G	A	PTS	SHT	SOG	BK	FC	FS	OF	CK	C	E	O
2002	5	1	215	0	2	7	2	0	9	3	2	4	2	0	0
2003	22	12	1,278	1	6	8	41	12	12	23	5	36	0	0	0
Totals	27	13	1,493	1	8	10	48	14	0	21	7	40	2	0	0

GP	GS	MIN	G	A	PTS	SHT	SOG	BK	FC	FS	OF	CK	C	E	O
2002	5	1	215	0	2	7	2	0	9	3	2	4	2	0	0
2003	22	12	1,278	1	6	8	41	12	12	23	5	36	0	0	0
Totals	27	13	1,493	1	8	10	48	14	0	21	7	40	2	0	0

GP	GS	MIN	G	A	PTS	SHT	SOG	BK	FC	FS	OF	CK	C	E	O
2002	5	1	215	0	2	7	2	0	9	3	2	4	2	0	0
2003	22	12	1,278	1	6	8	41	12	12	23	5	36	0	0	0
Totals	27	13	1,493	1	8	10	48	14	0	21	7	40	2	0	0

GP	GS	MIN	G	A	PTS	SHT	SOG	BK	FC	FS	OF	CK	C	E	O
2002	5	1	215	0	2	7	2	0	9	3	2	4	2	0	0
2003	22	12	1,278	1	6	8	41	12	12	23	5	36	0	0	0
Totals	27	13	1,493	1	8	10	48	14	0	21	7	40	2	0	0

GP	GS	MIN	G	A	PTS	SHT	SOG	BK	FC	FS	OF	CK	C	E	O
2002	5	1	215	0	2	7	2	0	9	3	2	4	2	0	0
2003	22	12	1,278	1	6	8	41	12	12	23	5	36	0	0	0
Totals	27	13	1,493	1	8	10	48	14	0	21	7	40	2	0	0

GP	GS	MIN	G	A	PTS	SHT	SOG	BK	FC	FS	OF	CK	C	E	O
2002	5	1	215	0	2	7	2	0	9	3	2	4	2	0	0
2003	22	12	1,278	1	6	8	41	12	12	23	5	36	0	0	0
Totals	27	13	1,493	1	8	10	48	14	0	21	7	40	2	0	0

GP	GS	MIN	G	A	PTS	SHT	SOG	BK	FC	FS	OF	CK	C	E	O
2002	5	1	215	0	2	7	2	0	9	3	2	4	2	0	0
2003	22	12	1,278	1	6	8	41	12	12	23	5	36	0	0	0
Totals	27	13	1,493	1	8	10	48	14	0	21	7	40	2	0	0

GP	GS	MIN	G	A	PTS	SHT	SOG	BK	FC	FS	OF	CK	C	E	O
2002	5	1	215	0	2	7	2	0	9	3	2	4	2	0	0
2003	22	12	1,278	1	6	8	41	12	12	23	5	36	0	0	0
Totals	27	13	1,493	1	8	10	48	14	0	21	7	40	2	0	0

2007	0	0	0	0	0	0	0.00	0/0	0-0	0
Totals	17	16	1485	93	66	23	1.39	1/2	4-8.4	4

Gonzalez, Marcos - DEF, #6**Hometown:** Santiago, Chile**Height:** 6-2**Weight:** 180 **Born:** June 9, 1980

Regular Season

	GP	GS	MIN	G	A	PTS	SHT	SOG	BK	FC	FS	OF	CK	C	E
2006	21	20	1,650	1	0	0	0	12	2	1	44	21	0	1	5
2007	27	27	2,356	1	0	3	21	3	0	43	21	0	1	4	1
Totals	48	47	4,016	1	1	3	33	7	1	87	42	0	1	9	2

U.S. Open Cup

	GP	GS	MIN	G	A	PTS	GWG	GWA	C	E
2006	2	2	183	0	0	0	0	0	1	0
2007	1	1	90	0	0	0	0	0	0	0
Totals	3	3	273	0	0	0	0	0	0	0

Acquired: Signed on January 11, 2006.

Departed: Bought from MLS by CD Universidad Catolica de Chile Primera Division on January 24, 2008.

Grabovoy, Ned - MID, #11**Hometown:** New Lenox, IL**(Indiana)****Height:** 5-7**Weight:** 155**Born:** July 1, 1983

Regular Season

	GP	GS	MIN	G	A	PTS	SHT	SOG	BK	FC	FS	OF	CK	C	E
2006	10	3	388	2	7	11	29	12	0	39	43	2	30	3	0
2007	26	24	2,093	3	3	9	37	17	2	22	34	2	11	2	0
Totals	36	27	2,481	5	10	18	36	29	2	61	77	4	41	4	0

U.S. Open Cup

	GP	GS	MIN	G	A	PTS	GWG	GWA	C	E
2007	1	0	17	0	0	0	0	0	0	0

Acquired: From Los Angeles, with Joseph Ngwenya, in exchange for Kyle Martino and John Wolyniec, on May 12, 2006.

Departed: Selected by San Jose in the 2007 Expansion Draft on November 21, 2007.

Gori, Mario - MID/DEF, #4**Hometown:** Rosario, Argentina**Height:** 5-7**Weight:** 165**Born:** Jan. 6, 1973

Regular Season

	GP	GS	MIN	G	A	PTS	SHT	SOG	BK	FC	FS	OF	CK	C	E
2000	25	19	1,656	1	0	2	13	2	1	33	19	3	1	5	0
U.S. Open Cup	GP	GS	MIN	G	A	PTS	GWG	GWA	C	E					
2000	3	2	228	0	0	0	0	0	0	0					

U.S. Open Cup

	GP	GS	MIN	G	A	PTS	GWG	GWA	C	E
2000	3	2	228	0	0	0	0	0	0	0

Acquired: Selected by the Crew in the 1999 MLS Waiver Draft.

Departed: Waived on Feb. 3, 2001.

Greenwood, Ricc - MID, #17**Hometown:** Seattle, WA**(Seattle Pacific)****Height:** 6-2**Weight:** 190**Born:** August 8, 1973

Regular Season

	GP	GS	MIN	G	A	PTS	SHT	SOG	BK	FC	FS	OF	CK	C	E
1996	1	0	7	0	0	0	0	0	0	1	0	0	0	0	0

Acquired: Drafted by the Crew in the second round (20th overall) of the 1996 MLS College Draft.

Departed: Waived on Nov. 7, 1996.

Gregor, Andrew - MID, #15**Hometown:** Portland, OR**(University of Portland)****Height:** 5-11**Weight:** 160**Born:** Nov. 22, 1975

Regular Season

Acquired: Drafted by the Crew in the second round (18th overall) of the 1998 MLS College Draft.															
Departed: Contract expired on Dec. 31, 1998.															
Grandi, Alex - MID: #3 (Pennsylvania)															

U.S. Open Cup

	GP	GS	MIN	G	A	PTS	GWG	GWA	C	E
1998	2	1	132	0	0	0	0	0	0	0

Acquired: Drafted by the Crew in the second round (18th overall) of the 1998 MLS College Draft.

Departed: Contract expired on Dec. 31, 1998.

Grendi, Alex - MID, #3**Hometown:** Cold Spring Harbor, NY**(Pennsylvania)****Height:** 5-11**Weight:** 165**Born:** July 7, 1987

Regular Season

Griffin, Leonard - DEF, #4 Hometown: Palmdale, CA Regular Season	(UCLA) Height: 6-1	Weight: 185	Born: Sept. 11, 1982
--	-------------------------------------	--------------------	-----------------------------

U.S. Open Cup

	GP	GS	MIN	G	A	PTS	GWG	GWA	C	E
2009	1	0	55	0	0	0	0	0	2	1

Acquired: Drafted by the Crew in the third round (No. 45 overall) of the 2009 MLS SuperDraft.

Departed: Waived on March 1, 2010.

Griffin, Leonard - DEF, #4**Hometown:** Palmdale, CA**(UCLA)****Height:** 6-1**Weight:** 185**Born:** Sept. 11, 1982

Regular Season

	GP	GS	MIN	G	A	PTS	SHT	SOG	BK	FC	FS	OF	CK	C	E
2007	0	0	0	0	0	0	0	0	0	0	0	0	0	0	0
2008	0	0	0	0	0	0	0	0	0	0	0	0	0	0	0

* Only appeared in reserve games.

Acquired: Rights acquired by the Crew from Chicago, in exchange for a natural fourth-round selection in 2008 Supplemental Draft on Sept. 14, 2007.

Departed: Waived on April 2, 2008.

Griffit, Leandre - MID, #13**Hometown:** Maubouge, France**Height:** 5-8**Weight:** 155**Born:** May 21, 1984

Season

	GP	GS	MIN	G	A	PTS	SHT	SOG	FC	FS	CK	C	E
2010	3	0	43	1	0	0	2	2	0	0	0	0	0
2011	1	0	2	0	0	0	1	1	0	0	0	0	0
Totals	4	0	45	1	0	0	3	3	0	0	0	0	0

U.S. Open Cup

	GP	GS	MIN	G	A	PTS	SHT	SOG	BK	FC	FS	OF	CK	C	E
2001	18	16	1,407	0	3	3	11	3	0	22	27	0	45	2	0
2002	11	7	799	0	2	5	14	4	0	14	11	0	11	0	0
Totals	29	23	2,146	0	5	8	25	7	0	36	38	0	56	2	0

U.S. Open Cup

	GP	GS	MIN	G	A	PTS	SHT	SOG	BK	FC	FS	OF	CK	C	E
2001	2	2	166	0	0	0	3	0	0	2	3	0	2	0	0
2002	2	2	166	0	0	0	3	0	0	2	3	0	2	0	0
Totals	4	4	332	0	0	0	6	0	0	4	6	0	4	0	0

U.S. Open Cup

	GP	GS	MIN	G	A	PTS	GWG	GWA	C	E
2001	3	3	270	0	1	1	0	0	1	0
2002	3	3	270	0	1	1	0	0	1	0
Totals	6	6	540	0	2	2	0	0	2	0

U.S. Open Cup

	GP	GS	MIN	G	A	PTS	GWG	GWA	C	E
2001	3	3	270	0	1	1	0	0	1	0
2002	3	3	270	0	1	1	0	0	1	0
Totals	6	6	540	0	2	2	0	0	2	0

U.S. Open Cup

	GP	GS	MIN	G	A	PTS	GWG	GWA	C	E
2001	3	3	270	0	1	1	0	0	1	0
2002	3	3	270	0	1	1	0	0	1	0
Totals	6	6	540	0	2	2	0	0	2	0

U.S. Open Cup

	GP	GS	MIN	G	A	PTS	GWG	GWA	C	E
2001	3	3	270	0	1	1	0	0	1	0
2002	3	3	270	0	1	1	0	0	1	0
Totals	6	6	540	0	2	2	0	0	2	0

U.S. Open Cup

	GP	GS	MIN	G	A	PTS	GWG	GWA	C	E
2001	3	3	270	0	1	1	0	0	1	0
2002	3	3	270	0	1	1	0	0	1	0
Totals	6	6	540	0	2	2	0	0	2	0

U.S. Open Cup

	GP	GS	MIN	G	A	PTS	GWG	GWA	C	E
2001	3	3	270	0	1	1	0	0	1	0
2002	3	3	270	0	1	1	0	0	1	0
Totals	6	6	540	0	2	2	0	0	2	0

U.S. Open Cup

	GP	GS	MIN	G	A	PTS	GWG	GWA	C	E
2001	3	3	270	0	1	1	0	0	1	0
2002	3	3	270	0	1	1	0	0	1	0
Totals	6	6	540	0	2	2	0	0	2	0

U.S. Open Cup

	GP	GS	MIN	G	A	PTS	GWG	GWA	C	E
2001	3	3	270	0	1	1	0	0	1	0
2002	3	3	270	0	1	1	0	0	1	0
Totals	6	6	540	0	2	2	0	0	2	0

U.S. Open Cup

	GP	GS	MIN	G	A	PTS	GWG	GWA	C	E
2001	3	3	270	0	1	1	0	0	1	0
2002	3	3	270	0	1	1	0	0	1	0
Totals	6	6	540	0	2	2	0	0	2	0

U.S. Open Cup

	GP	GS	MIN	G	A	PTS	GWG	GWA	C	E
2001	3	3	270	0	1	1	0	0	1	0
2002	3	3	270	0	1	1	0	0	1	0
Totals	6	6	540	0	2	2	0	0	2	0

U.S. Open Cup

	GP	GS	MIN	G	A	PTS	GWG	GWA	C	E
2001	3	3	270	0	1	1	0	0	1	0
2002	3	3	270	0	1	1	0	0	1	0
Totals	6	6	540	0	2	2	0	0	2	0

U.S. Open Cup

	GP	GS	MIN	G	A	PTS	GWG	GWA	C	E
2001	3	3	270	0	1					

Harrington, Pat - GK, #29**Hometown:** Montreal, Quebec**(Trent)****Height: 6-3****Weight: 190****Born: April 17, 1965**

Regular Season

GP	GS	MIN	SHTS	SVS	C/P	GA	GAA	PKG/A	SOG/AW/L	SHU	1/2	1
1996	4	4	294	27	6	22	4	1.22	0/0	0/0		

Acquired: Claimed off waivers from Kansas City on July 25, 1996.

Departed: Waived on Nov. 7, 1996.

Hashimoto, Duke - FWD/MID, #29**Hometown:** Kapolei, HI**(Southern Methodist University)****Height: 5-7****Weight: 150****Born: Oct. 29, 1983**

Regular Season

GP	GS	MIN	G	A	PTS	SHT	SOG	BK	FC	FS	OF	CK	C	E
2006	0	0	0	0	0	0	0	0	0	0	0	0	0	0

* Only appeared in reserve games.

Acquired: Selected by the Crew in the 4rd round (No. 38 overall) of the 2006 MLS SuperDraft.

Departed: Traded to Real Salt Lake with the Crew's first round draft pick of the 2007 Supplemental Draft for Noah Palmer on May 24, 2006.

Hajduk, Frankie - DEF, #2**Hometown:** Cardiff, CA**(UCLA)****Height: 5-8****Weight: 155****Born: Aug. 5, 1974**

Regular Season

GP	GS	MIN	G	A	PTS	SHT	SOG	BK	FC	FS	OF	CK	C	E
2003	23	23	2128	0	4	4	25	10	0	22	27	0	6	0

2004	20	19	1644	2	0	4	28	14	0	36	25	2	4	1
------	----	----	------	---	---	---	----	----	---	----	----	---	---	---

2005	18	15	1396	3	0	6	16	7	0	26	22	2	0	0
------	----	----	------	---	---	---	----	---	---	----	----	---	---	---

2006	4	4	360	0	0	5	1	0	5	4	1	0	2	0
------	---	---	-----	---	---	---	---	---	---	---	---	---	---	---

2007	24	24	2160	0	3	3	10	3	0	31	25	2	0	0
------	----	----	------	---	---	---	----	---	---	----	----	---	---	---

2008	24	24	2135	1	4	6	22	11	0	28	37	1	0	0
------	----	----	------	---	---	---	----	----	---	----	----	---	---	---

2009	14	14	1258	1	3	5	8	5	0	13	3	0	5	1
------	----	----	------	---	---	---	---	---	---	----	---	---	---	---

2010	20	20	1736	0	2	2	8	4	0	25	24	1	0	0
------	----	----	------	---	---	---	---	---	---	----	----	---	---	---

Totals	147	143	12817	7	16	30	122	55	0	189	193	14	0	39
--------	-----	-----	-------	---	----	----	-----	----	---	-----	-----	----	---	----

Playoffs	GP	GS	MIN	G	A	PTS	SHT	SOG	BK	FC	FS	OF	CK	C	E
----------	----	----	-----	---	---	-----	-----	-----	----	----	----	----	----	---	---

2004	2	2	180	0	0	0	2	0	0	3	4	0	0	0
------	---	---	-----	---	---	---	---	---	---	---	---	---	---	---

2008	4	4	360	0	0	2	4	3	0	3	2	0	0	0
------	---	---	-----	---	---	---	---	---	---	---	---	---	---	---

2009	2	2	164	0	0	0	0	0	0	2	2	0	0	0
------	---	---	-----	---	---	---	---	---	---	---	---	---	---	---

2010	2	2	210	0	0	0	1	0	0	2	0	0	0	0
------	---	---	-----	---	---	---	---	---	---	---	---	---	---	---

Totals	10	10	914	1	0	2	10	4	0	10	13	0	0	3
--------	----	----	-----	---	---	---	----	---	---	----	----	---	---	---

U.S. Open	Cup	GP	GS	MIN	G	A	PTS	GWG	GWA	C	E
-----------	-----	----	----	-----	---	---	-----	-----	-----	---	---

2003	1	1	90	0	0	0	0	0	0	1	0
------	---	---	----	---	---	---	---	---	---	---	---

2004	1	1	105	1	0	2	0	0	0	1	0
------	---	---	-----	---	---	---	---	---	---	---	---

2005	1	1	103	0	1	1	0	0	0	1	0
------	---	---	-----	---	---	---	---	---	---	---	---

2006											
------	--	--	--	--	--	--	--	--	--	--	--

2007											
------	--	--	--	--	--	--	--	--	--	--	--

2008											
------	--	--	--	--	--	--	--	--	--	--	--

2009											
------	--	--	--	--	--	--	--	--	--	--	--

2010	2	2	210	0	0	0	0	0	0	0	0
------	---	---	-----	---	---	---	---	---	---	---	---

Totals	5	5	508	1	1	3	0	0	0	1	1
--------	---	---	-----	---	---	---	---	---	---	---	---

Acquired: Signed on March 7, 2003.

Departed: Selected by Sporting KC in the MLS Re-Entry Process Dec. 2010.

Henderson, Chris - MID, #19**Hometown:** Everett, WA**(UCLA)****Height: 5-9****Weight: 150****Born: Dec. 11, 1970**

Regular Season

GP	GS	MIN	G	A	PTS	SHT	SOG	BK	FC	FS	OF	CK	C	E
2005	29	29	2428	3	8	14	33	11	0	32	29	18	53	2

U.S. Open	Cup	GP	GS	MIN <td>G</td> <td>A <td>PTS <td>GWG <td>GWA <td>C <td>E </td></td></td></td></td></td>	G	A <td>PTS <td>GWG <td>GWA <td>C <td>E </td></td></td></td></td>	PTS <td>GWG <td>GWA <td>C <td>E </td></td></td></td>	GWG <td>GWA <td>C <td>E </td></td></td>	GWA <td>C <td>E </td></td>	C <td>E </td>	E
-----------	-----	----	----	---	---	---	--	---	----------------------------	---------------	---

2005	1	1	73	0	0	0	0	0	0	0	0
------	---	---	----	---	---	---	---	---	---	---	---

Acquired: Acquired from Colorado to complete a three-way trade with Colorado and D.C. United on May 25, 2005. The Crew sent a partial allocation to D.C. for the rights to Henderson, while D.C. sent defender Mike Petke to Colorado.

Departed: Traded to N.Y. in exchange for Tim Ward on January 12, 2006.

Hendrickson, Ezra - DEF, #23**Hometown:** Layton, St. Vincent**(Drake)****Height: 6-4****Weight: 195****Born: Jan. 16, 1972**

Regular Season

GP	GS	MIN	G	A	PTS	SHT	SOG	BK	FC	FS	OF	CK	C	E
2006	24	20	1869	1	2	4	15	5	1	25	12	0	1	0

2007	23	21	1851	1	0	2	11	5	0	30	5	1	0	3
------	----	----	------	---	---	---	----	---	---	----	---	---	---	---

2008	13	7	688	0	0	0	5	3	0	10	1	0	3	1
------	----	---	-----	---	---	---	---	---	---	----	---	---	---	---

Totals	60	48	4408	2	2	6	31	13	1	65	18	3	7	4
--------	----	----	------	---	---	---	----	----	---	----	----	---	---	---

Playoffs	GP	GS	MIN <td>G</td> <td>A <td>PTS <td>SHT <td>SOG <td>BK <td>FC <td>FS <td>OF <td>CK <td>C <td>E</td> </td></td></td></td></td></td></td></td></td></td>	G	A <td>PTS <td>SHT <td>SOG <td>BK <td>FC <td>FS <td>OF <td>CK <td>C <td>E</td> </td></td></td></td></td></td></td></td></td>	PTS <td>SHT <td>SOG <td>BK <td>FC <td>FS <td>OF <td>CK <td>C <td>E</td> </td></td></td></td></td></td></td></td>	SHT <td>SOG <td>BK <td>FC <td>FS <td>OF <td>CK <td>C <td>E</td> </td></td></td></td></td></td></td>	SOG <td>BK <td>FC <td>FS <td>OF <td>CK <td>C <td>E</td> </td></td></td></td></td></td>	BK <td>FC <td>FS <td>OF <td>CK <td>C <td>E</td> </td></td></td></td></td>	FC <td>FS <td>OF <td>CK <td>C <td>E</td> </td></td></td></td>	FS <td>OF <td>CK <td>C <td>E</td> </td></td></td>	OF <td>CK <td>C <td>E</td> </td></td>	CK <td>C <td>E</td> </td>	C <td>E</td>	E
----------	----	----	---	---	---	--	---	--	---	---	---	---------------------------------------	---------------------------	--------------	---

2008	1	0	1	0	0	0	0	0	0	0	0	0	0	0
------	---	---	---	---	---	---	---	---	---	---	---	---	---	---

U.S. Open	Cup	GP	GS	MIN <td>G</td> <td>A <td>PTS <td>GWG <td>GWA <td>C</td> <td>E</td> </td></td></td></td>	G	A <td>PTS <td>GWG <td>GWA <td>C</td> <td>E</td> </td></td></td>	PTS <td>GWG <td>GWA <td>C</td> <td>E</td> </td></td>	GWG <td>GWA <td>C</td> <td>E</td> </td>	GWA <td>C</td> <td>E</td>	C	E
-----------	-----	----	----	---	---	---	--	---	---------------------------	---	---

2006	2	2	154	1	0	2	0	0	0	0	0
------	---	---	-----	---	---	---	---	---	---	---	---

2007											
------	--	--	--	--	--	--	--	--	--	--	--

2008	0	0	0	0	0	0	0	0	0	0	0
------	---	---	---	---	---	---	---	---	---	---	---

Totals	2	2	154	1	0	2	0	0	0	0	0
--------	---	---	-----	---	---	---	---	---	---	---	---

Acquired: From Chivas USA, in exchange for a conditional pick in the 2007 SuperDraft, on April 28, 2006.

Departed: Retired on Jan. 8, 2009.

Herdson, Stephen - DEF, #5**Hometown:** Coral Springs, FL**Height: 5-11****Weight: 170****Born: Oct. 6, 1975**

Regular Season

GP	GS	MIN	G	A	PTS	SHT	SOG	BK	FC	FS	OF	CK	C	E
2004	8	7	673	0	0	0	3	0	0	9	4	0	0	0

2005	7	7	467	0	0	0	0	0	0	6	4	0	0	0
------	---	---	-----	---	---	---	---	---	---	---	---	---	---	---

Totals	15	15	1142	0	0	0	3	0	0	15	8	0	0	0
--------	----	----	------	---	---	---	---	---	---	----	---	---	---	---

U.S. Open	Cup	GP	GS	MIN <td>G</td> <td>A <td>PTS <td>GWG <td>GWA <td>C</td> <td>E</td> </td></td></td></td>	G	A <td>PTS <td>GWG <td>GWA <td>C</td> <td>E</td> </td></td></td>	PTS <td>GWG <td>GWA <td>C</td> <td>E</td> </td></td>	GWG <td>GWA <td>C</td> <td>E</td> </td>	GWA <td>C</td> <td>E</td>	C	E
-----------	-----	----	----	---	---	---	--	---	---------------------------	---	---

2004	1	0	15	0	0	0	0	0	0	0	0
------	---	---	----	---	---	---	---	---	---	---	---

Acquired: From Colorado, with a conditional selection in the 2005 MLS SuperDraft, in exchange for the No. 25 overall pick in the 2004 SuperDraft.

Departed: Waived on March 1, 2006.

Hernandez, Nicolas - MID, #20**Hometown:** Buenos Aires, Argentina**Height: 5-10****Weight: 165****Born: May 4, 1979**

Regular Season

GP	GS	MIN	G	A	PTS	SHT	SOG	BK	FC	FS	OF	CK	C	E
2008	5	5	410	0	0	0	1	0	0	0	0	0	0	0

Acquired: From Colorado, in exchange for Tim Ward and the Crew's natural third-round selection in the 2009 Supplemental Draft, on Feb. 27, 2008.

Departed: Waived on June 28, 2008.

DARE TO BE MASSIVE

Herrera, Sergio - FWD, #19**Hometown:** Barrancabermeja, Colombia **Height:** 6-0**Weight:** 185**Born:** March 15, 1981

Regular Season

GP	GS	MIN	G	A	PTS	SHT	SOG	BK	FC	FS	OF	CK	C	E
2010	16	15	1	300	0	0	0	0	0	0	0	0	0	0

Acquired: Signed via discovery on Feb. 5, 2010

Departed: Released on June 28, 2010.

Herron, Andy - FWD, #26**Hometown:** Puerto Limon, Costa Rica**Height:** 5-9**Weight:** 155**Born:** March 2, 1978

Regular Season

GP	GS	MIN	G	A	PTS	SHT	SOG	BK	FC	FS	OF	CK	C	E
2007	18	10	794	4	2	10	19	10	0	17	8	7	4	2

Totals	18	10	794	4	2	10	19	10	0	17	8	7	4	2
--------	----	----	-----	---	---	----	----	----	---	----	---	---	---	---

U.S. Open Cup	GP	GS	MIN	G	A	PTS	GWG	GWA	C	E
2007	1	1	90	0	0	0	0	0	0	0

Totals	1	1	90	0	0	0	0	0	0	0
--------	---	---	----	---	---	---	---	---	---	---

Acquired: From Chicago, in exchange for Ryan Coiner and the Crew's first-round pick in the 2007 MLS SuperDraft, on Jan. 12, 2007.

Departed: Contract expired on Dec. 31, 2007.

Hunter, Ben - FWD, #28**Hometown:** Doncaster, England**(North Carolina)****Height:** 6-0**Weight:** 170**Born:** June 16, 1985

Regular Season

GP	GS	MIN	G	A	PTS	SHT	SOG	BK	FC	FS	OF	CK	C	E
2007	0	0	0	0	0	0	0	0	0	0	0	0	0	0

* Only appeared in reserve games

Acquired: Selected in the fourth round (No. 49 overall) of the 2007 MLS SuperDraft.

Departed: Waived on November 28, 2007.

Iribarren, Ricardo - DEF, #4**Hometown:** La Plata, Argentina**Height:** 6-0**Weight:** 175**Born:** Feb. 11, 1967

Regular Season

GP	GS	MIN	G	A	PTS	SHT	SOG	BK	FC	FS	OF	CK	C	E
1996	16	15	1	300	0	2	4	2	20	14	0	0	0	1

1998	24	22	1,780	0	2	2	1	2	42	10	1	0	8	1
------	----	----	-------	---	---	---	---	---	----	----	---	---	---	---

Totals	40	37	3,080	1	4	6	7	4	62	24	1	0	13	2
--------	----	----	-------	---	---	---	---	---	----	----	---	---	----	---

Playoffs	GP	GS	MIN	G	A	PTS	SHT	SOG	BK	FC	FS	OF	CK	C	F
1996	3	3	270	0	0	0	0	0	0	7	3	0	0	2	

1998	4	4	304	0	0	0	0	0	0	7	3	0	0	2
------	---	---	-----	---	---	---	---	---	---	---	---	---	---	---

Totals	7	7	574	0	0	0	0	0	0	14	6	0	0	5
--------	---	---	-----	---	---	---	---	---	---	----	---	---	---	---

U.S. Open Cup	GP	GS	MIN	G	A	PTS	GWG	GWA	C	E
1998	2	2	147	0	0	0	1	0	0	0

1998	2	2	147	0	0	0	1	0	0	0
------	---	---	-----	---	---	---	---	---	---	---

Acquired: Assigned to Columbus as the Crew's fifth allocation on June 28, 1996.

Departed: Officially removed from the Crew roster on Feb. 4, 1997 because of visa complications.

Acquired: Granted a new visa on March 30, 1998.

Departed: Waived on Oct. 31, 1998.

Iro, Andy - DEF, #4**Hometown:** Liverpool, England**(UC Santa Barbara)****Height:** 6-5**Weight:** 205**Born:** Nov. 26, 1984

Season

GP	GS	MIN	G	A	PTS	SHT	SOG	FC	FS	CK	C	E
2008	18	11	1079	1	0	2	9	3	18	8	0	4

2009	11	8	631	1	0	2	4	1	12	4	0	1
------	----	---	-----	---	---	---	---	---	----	---	---	---

2010	25	24	2,117	3	1	7	14	3	19	13	0	2
------	----	----	-------	---	---	---	----	---	----	----	---	---

2011	4	2	178	0	0	0	0	7	4	1	0	1
------	---	---	-----	---	---	---	---	---	---	---	---	---

Totals	58	45	4,005	5	1	11	27	14	53	26	0	8
--------	----	----	-------	---	---	----	----	----	----	----	---	---

Playoffs	GP	GS	MIN	G	A	PTS	SHT	SOG	FC	FS	CK	C	E
2008	3	0	4	0	0	0	0	0	0	0	0	0	0

2010	1	1	90	0	0	0	1	1	1	0	0	0	0
------	---	---	----	---	---	---	---	---	---	---	---	---	---

Totals	4	1	94	0	0	0	1	1	1	0	0	0	0
--------	---	---	----	---	---	---	---	---	---	---	---	---	---

Acquired: Selected in first round (No. 6 overall) of the 2008 MLS SuperDraft.

Departed: Traded to Toronto FC with Leandro Grifit in exchange for Tony Tchani on July 15, 2011

Jachym, Rob - FWD, #21**Hometown:** Meriden, CT**(Hartford)****Height:** 6-0**Weight:** 162**Born:** Oct. 28, 1974

Regular Season

GP	GS	MIN	G	A	PTS	SHT	SOG	BK	FC	FS	OF	CK	C	E
1997	3	1	95	0	0	0	2	0	3	0	0	0	0	0

1997	3	1	95	0	0	0	2	2	0	3	0	0	0	4	0
------	---	---	----	---	---	---	---	---	---	---	---	---	---	---	---

1997	0	0	0	0	0	0	0	0	0	0	0	0	0	0
------	---	---	---	---	---	---	---	---	---	---	---	---	---	---

Acquired: Drafted in the first round (3rd overall) of the 1997 MLS Draft.

Departed: Contract expired on Dec. 31, 1997.

John, Stern - FWD, #14**Hometown:** Tunapuna, Trinidad**(Mercer Comm. College)****Height:** 6-1**Weight:** 180**Born:** Oct. 30, 1976

Regular Season

GP	GS	MIN	G	A	PTS	SHT	SOG	BK	FC	FS	OF	CK	C	E
1998	27	25	2,170	26	5	57	116	27	0	55	68	39	0	0

1999	28	26	2,293	18	2	38	104	45	0	44	54	37	0	0
------	----	----	-------	----	---	----	-----	----	---	----	----	----	---	---

Totals	55	51	4,463	44	7	95	220	92	0	99	122	76	0	0
--------	----	----	-------	----	---	----	-----	----	---	----	-----	----	---	---

1999	28	28	2,293	18	2	38	104	43	0	44	34	37	0	0	0
Totals	55	51	4,463	44	7	95	220	92	0	99	122	76	0	2	0

1999	5	5	444	5	1	11	21	13	0	11	15	11	0	0
------	---	---	-----	---	---	----	----	----	---	----	----	----	---	---

Totals	10	10	890	8	2	18	35	20	0	18	37	15	0	0
--------	----	----	-----	---	---	----	----	----	---	----	----	----	---	---

1998	5	5	450	3	1	7	14	7	0	7	22	4	0	0	0
1999	5	5	444	5	1	11	21	13	0	11	15	11	0	0	0

1999	2	2	180	2	0	4	0	0	1	0
------	---	---	-----	---	---	---	---	---	---	---

Totals	5	5	433	3	0	6	0	0	1	0
--------	---	---	-----	---	---	---	---	---	---	---

Acquired: Claimed as a discovery option on Feb. 26, 1998.

Departed: Signed with Nottingham Forest of the English First Division on Nov. 15, 1999.

Jordan, Matt - GK, #22**Hometown:** Aurora, CO**(Clemson)****Height:** 6-2**Weight:** 185**Born:** Oct. 13, 1975

Regular Season

GP	GS	MIN	SHTS	SVS	C/P	GA	GAA	PKG/A	SOG/A	W-L-T	SHU
2004	1	1	90	7	5	9	1.00	1/1	NA	0-0-1	0

2005	2	2	180	16	13	NA	3	1.50	1/2	NA	1-0-1
------	---	---	-----	----	----	----	---	------	-----	----	-------

Totals	3	3	270	23	18	9	4	1.33	2/3	NA	1-0-2
--------	---	---	-----	----	----	---	---	------	-----	----	-------

Acquired: Signed with the Crew on April 1, 2004.

Departed: Traded to Colorado on January 20, 2006 in exchange for a 3rd round pick in the 2006 SuperDraft.

Joseph, Miles - MID/FWD, #8
Hometown: Clifton Park, NY

Regular Season		GP		GS	MIN	G	A	PTS	SHT	SOG	BK	FC	FS	OF	CK	C	E
2000	20	8	767	2	0	4	17	9	1	16	8	0	1	2	0		
U.S. Open Cup	GP	GS	MIN	G	A	PTS	GWG	GWA	C	E							
2000	3	2	181	1	2	4	0	1	0	0							

Acquired: Acquired in a trade from NY/NJ in exchange for the Crew's secondround pick in the 2001 MLS SuperDraft on May 3, 2000.
 Departed: Traded to Dallas on March 21, 2001 in exchange for a 4th round pick in the 2002 SuperDraft.

Justen, George - MID, #25
Hometown: Idaho Falls, ID

Regular Season		GP		GS	MIN	G	A	PTS	SHT	SOG	BK	FC	FS	OF	CK	C	E
2008	0	0	0	0	0	0	0	0	0	0	0	0	0	0	0	0	0
U.S. Open Cup	GP	GS	MIN	G	A	PTS	GWG	GWA	C	E							
2008	1	0	13	0	0	0	0	0	0	0	0	0	0	0	0	0	0

*Only appeared in reserve games
 Acquired: Selected by the Crew in the second round (No. 20 overall) of the 2008 SuperDraft.
 Departed: Waived on Nov. 26, 2008.

Junge, Ryan - DEF, #27
Hometown: Omaha, NE

Regular Season		GP		GS	MIN	G	A	PTS	SHT	SOG	BK	FC	FS	OF	CK	C	E
2007	1	0	15	0	0	0	0	0	0	0	0	0	0	0	0	0	0
2008	5	3	283	0	0	0	1	0	0	1	0	0	0	0	0	0	0
Totals	6	3	298	0	0	0	1	0	0	1	0	0	0	0	0	0	0
U.S. Open Cup	GP	GS	MIN	G	A	PTS	GWG	GWA	C	E							
2008	2	2	210	0	0	0	0	0	0	0	0	0	0	0	0	0	0

Acquired: Selected by the Crew in the second round (No. 15 overall) of the 2007 Supplemental Draft.
 Departed: Waived on Nov. 26, 2008.

Kamara, Kei - FWD, #16
Hometown: Kenema, Sierra Leone

Regular Season		GP		GS	MIN	G	A	PTS	SHT	SOG	BK	FC	FS	OF	CK	C	E
2006	19	9	931	3	0	6	26	9	0	18	14	12	1	1	0	0	0
2007	17	4	475	2	0	4	16	7	0	11	12	5	0	0	0	0	0
Totals	36	13	1405	5	0	10	42	16	0	29	26	17	1	1	0	0	0
U.S. Open Cup	GP	GS	MIN	G	A	PTS	GWG	GWA	C	E							
2006	1	0	114	0	0	0	0	0	0	0	0	0	0	0	0	0	0
2007	1	0	30	0	0	0	0	0	0	0	0	0	0	0	0	0	0
Totals	2	0	41	0	0	0	0	0	0	0	0	0	0	0	0	0	0

Acquired: Selected in the first round (No. 9 overall) of the 2006 MLS SuperDraft.
 Departed: Traded to San Jose, in exchange for Brian Carroll, on November 26, 2007.

Kelly, Ryan - DEF, #33
Hometown: Marlton, NJ

Regular Season		GP		GS	MIN	G	A	PTS	SHT	SOG	BK	FC	FS	OF	CK	C	E
2005	7	3	296	0	0	0	0	0	0	0	0	2	1	0	0	0	0

Acquired: Signed as a developmental player on April 2, 2005.
 Departed: Waived on Nov. 15, 2005.

Khumalo, Theophilus (Dactor) - MID, #15
Hometown: Soweto, South Africa

Regular Season		GP		GS	MIN	G	A	PTS	SHT	SOG	BK	FC	FS	OF	CK	C	E
1996	25	23	1930	3	2	8	26	13	0	24	48	9	3	2	0	0	0
1997	18	18	1,323	2	4	8	23	13	0	23	21	4	3	2	0	0	0
Totals	43	41	3,253	5	6	16	48	26	0	47	69	13	10	4	0	0	0
Playoffs	GP	GS	MIN	G	A	PTS	SHT	SOG	BK	FC	FS	OF	CK	C	E		
1996	1	1	90	0	0	0	0	0	0	2	2	0	0	0	0	0	0
1997	1	1	73	0	0	0	0	0	0	1	3	0	1	0	0	0	0
Totals	2	2	163	0	0	0	0	0	0	3	5	2	1	0	0	0	0

Acquired: Assigned to the Crew as the team's first allocated player on Dec. 21, 1995.
 Departed: Contract expired on Dec. 21, 1997.

Kitamirike, Joel - DEF, #26
Hometown: London, England

Regular Season		GP		GS	MIN	G	A	PTS	SHT	SOG	BK	FC	FS	OF	CK	C	E
2006	1	0	19	0	0	0	0	0	0	0	0	1	0	0	0	1	0

Acquired: Signed on January 11, 2006.
 Departed: Waived on April 28, 2006.

Kmosko, Matt - MID, #7
Hometown: Ship Bottom, NJ

Regular Season		GP		GS	MIN	G	A	PTS	SHT	SOG	BK	FC	FS	OF	CK	C	E
1999	14	9	785	0	3	3	6	1	0	17	9	2	1	0	0	0	0

Acquired: Obtained from Miami along with the secondround pick in the 1999 College Draft in exchange for the Crew's firstround pick in the 2000 Draft.
 Departed: Waived on Nov. 23, 1999.

Kotschau, Ritchie - DEF, #3
Hometown: Levittown, NY

Regular Season																	
	GP	GS	MIN	G	A	PTS	SHT	SOG	BK	FC	FS	OF	CK	C	E		
2006	26	23	2109	1	2	4	6	1	1	33	11	1	2	4	0	0	0
U.S. Open Cup																	
	GP	GS	MIN	G	A	PTS	GWG	GWA	C	E							
2006	2	1	122	0	0	0	0	0	0	0							

Acquired: Acquired on November 29, 2005 from the Colorado Rapids in exchange for Cornell Glen.
Departed: Selected by Toronto FC with their ninth pick in the 2006 Expansion Draft on Nov. 17, 2006.

Lagos, Manny - MID, #11**Hometown: St. Paul, MN****(Wisconsin - Milwaukee)****Height: 6-0****Weight: 185****Born: June 11, 1971**

Regular Season

	GP	GS	MIN	G	A	PTS	SHT	SOG	BK	FC	FS	OF	CK	C	E
2004	18	8	766	1	2	4	10	3	0	14	14	1	0	1	0
2005	5	2	187	0	1	1	0	0	0	4	4	0	0	1	0
Totals	23	10	953	1	3	5	10	3	0	18	18	1	0	3	0

U.S. Open Cup

	GP	GS	MIN	G	A	PTS	GWG	GWA	C	E
2004	1	0	45	0	0	0	0	0	0	0

Acquired: From San Jose, in exchange for a third-round selection in the 2005 MLS SuperDraft, on January 13, 2004.

Departed: Waived on May 25, 2005.

Lapper, Mike - DEF, #2**Hometown: Huntington Beach, CA****(UCLA)****Height: 6-0****Weight: 172****Born: Aug. 28, 1970**

Regular Season

	GP	GS	MIN	G	A	PTS	SHT	SOG	BK	FC	FS	OF	CK	C	E
1997	20	20	1,785	1	2	4	12	4	1	32	26	0	0	2	0
1998	2	0	560	1	0	2	4	1	0	11	8	0	0	2	1
1999	31	30	2,700	1	4	6	14	6	4	42	34	1	0	6	0
2000	24	20	1,923	1	1	3	14	3	1	37	22	0	0	4	0
2001	24	21	1,929	1	3	5	3	2	1	26	17	0	0	5	0
2002	4	1	141	0	0	0	0	0	0	1	0	0	0	0	0
Totals	110	99	9,038	5	10	20	47	16	7	149	109	1	0	18	1

Playoffs

	GP	GS	MIN	G	A	PTS	SHT	SOG	BK	FC	FS	OF	CK	C	E
1997	4	4	351	0	0	0	1	0	0	11	4	0	0	0	0
1998	5	5	450	0	0	0	0	0	0	DID NOT PLAY DUE TO INJURY	10	12	0	0	0
1999	2	2	135	0	0	0	0	0	0	6	2	0	0	1	0
2001	11	11	936	0	0	0	2	0	1	27	18	0	0	1	0

U.S. Open Cup

	GP	GS	MIN	G	A	PTS	GWG	GWA	C	E
1998	3	3	270	0	0	0	0	0	0	0
1999	2	2	210	0	0	0	0	0	0	0
2000	3	3	270	0	0	0	0	0	0	0
2001	8	8	750	0	0	0	0	0	1	0

Acquired: Allocated to Columbus in June 1997.

Departed: Retired on July 11, 2002.

Leitch, Chris - DEF, #33**Hometown: Baltimore, OH****(North Carolina)****Height: 5-11****Weight: 165****Born: April 1, 1979**

Regular Season

	GP	GS	MIN	G	A	PTS	SHT	SOG	BK	FC	FS	OF	CK	C	E
2002	13	11	989	0	0	0	2	2	1	18	11	1	0	3	0
2006	24	18	1,662	0	1	1	4	2	0	19	10	3	0	3	0
Totals	37	29	2,651	0	1	1	6	4	1	37	21	4	0	5	0

U.S. Open Cup

	GP	GS	MIN	G	A	PTS	GWG	GWA	C	E
2002	2	2	180	0	0	0	0	0	0	0
2006	2	1	119	0	0	0	0	0	0	0
Totals	4	3	299	0	0	0	0	0	0	0

Acquired: Selected in the fourth round (No. 47 overall) of the 2002 MLS SuperDraft.

Departed: Traded to N.Y., with Jeff Matteo, in exchange for Ross Paule, on March 13, 2003.

Acquired: Signed on April 28, 2006.

Departed: Waived on March 1, 2007.

Lenhart, Steven - FWD, # 32**Hometown: Yorba Linda, CA****(Azusa Pacific)****Height: 6-1****Weight: 190****Born: Aug. 28, 1986**

Regular Season

	GP	GS	MIN	G	A	PTS	SHT	SOG	BK	FC	FS	OF	CK	C	E
2008	10	3	278	4	0	8	8	5	0	14	6	3	0	0	1
2009	26	10	1,065	3	2	8	32	13	0	38	23	15	0	4	0
2010	27	17	1,640	6	2	14	35	21	0	38	25	25	0	1	1
Totals	63	30	2,983	13	4	30	95	39	0	85	64	43	0	5	2

Playoffs

	GP	GS	MIN	G	A	PTS	SHT	SOG	BK	FC	FS	OF	CK	C	E
2008	2	0	8	1	0	2	1	1	0	0	0	0	0	0	0
2009	2	1	106	0	0	0	4	2	0	3	4	1	0	0	0
2010	2	1	96	0	0	0	3	0	0	2	2	1	0	0	0
Totals	6	2	212	1	0	2	8	3	0	5	6	2	0	0	0

U.S. Open Cup

	GP	GS	MIN	G	A	PTS	GWG	GWA	C	E
2008	2	2	156	1	0	2	1	0	0	0
2009	1	1	77	0	0	0	0	0	0	0
2010	4	4	376	2	1	3	1	0	2	0
Totals	7	7	609	3	1	5	2	0	2	0

Acquired: Selected in the fourth round (No. 48 overall) of the 2008 MLS SuperDraft.

Departed: Traded to San Jose on Jan. 13, 2011 for a first round pick in the 2011 SuperDraft

Longo, Mario - MID, #21**Hometown: Raleigh, NC****Height: 5-11****Weight: 168****Born: Dec. 12, 1980**

Regular Season

	GP	GS	MIN	G	A	PTS	SHT	SOG	BK	FC	FS	OF	CK	C	E
2000															
2001	4	0	32	0	1	1	2	0	0	3	0	0	0	1	0

U.S. Open Cup

	GP	GS	MIN	G	A	PTS	GWG	GWA	C	E
2000	1	0	11	0	0	0	0	0	0	0
2001	1	0	20	0	1	1	0	0	0	0
Totals	2	0	31	0	1	1	0	0	0	0

Acquired: Claimed from the Nike Project-40 roster on May 8, 2000 using MLS lottery process.

Departed: Waived on Nov. 16, 2001.

Maisonneuve, Brian - MID, #10
Hometown: Warren, MI

Regular Season

	GP	GS	MIN	G	A	PTS	SHT	SOG	BK	FC	FS	OF	CK	C	E
1996	15	13	1209	5	2	12	22	12	1	24	27	2	4	1	0
1997	32	30	2734	3	6	15	52	23	0	52	50	14	13	2	0
1998	13	12	903	3	7	13	15	7	0	12	14	1	1	0	0
1999	29	28	2495	2	8	12	28	15	0	40	42	4	0	2	0
2000															
2001	25	25	2184	8	5	21	26	14	0	57	28	3	3	1	0
2002	26	26	2238	1	6	8	29	9	0	57	52	3	0	5	0
2003	23	20	1730	1	0	2	9	3	0	55	25	1	0	5	0
2004	9	5	427	0	0	0	6	2	0	19	8	0	0	4	0
Totals	172	159	13920	23	27	83	187	85	0	316	247	28	21	20	0

Playoffs

	GP	GS	MIN	G	A	PTS	SHT	SOG	BK	FC	FS	OF	CK	C	E
1996	3	3	270	0	2	1	3	2	0	9	1	0	0	0	0
1997	4	4	360	0	2	2	7	3	0	4	6	0	0	0	0
1998	1	1	6	0	0	0	0	0	0	1	0	0	0	0	0
1999	2	2	142	0	0	0	1	0	0	6	2	1	0	0	0
2001	2	2	180	0	0	0	2	1	0	1	3	1	0	0	0
2002	5	4	359	0	0	0	0	0	0	7	4	1	0	0	0
2004	0	0	0	0	0	0	0	0	0	0	0	0	0	0	0
Totals	17	16	1317	0	3	3	18	9	0	26	24	3	2	1	0

U.S. Open Cup

	GP	GS	MIN	G	A	PTS	GWG	GWA	C	E
1998	2	2	150	0	0	0	0	0	1	0
1999	1	1	0	0	0	0	0	0	2	1
2000	0	0	0	0	0	0	0	0	1	0
2001	3	3	225	0	1	1	0	0	1	0
2002	4	4	332	0	0	0	0	0	0	0
2003	1	1	57	1	0	2	0	0	0	0
2004	2	1	112	0	0	0	0	0	1	0
Totals	13	12	659	1	1	3	0	1	5	1

Acquired: Allocated to The Crew on February 1, 1996.

Departed: Retired on January 31, 2005.

Marino, Pete - FWD, #12
Hometown: Pompano Beach, FL

Regular Season

	GP	GS	MIN	G	A	PTS	SHT	SOG	BK	FC	FS	OF	CK	C	E
1996	29	18	1,700	11	4	26	52	36	0	41	34	28	0	0	0
1997	28	7	1,239	8	4	20	38	24	0	30	30	30	1	6	0
Totals	57	25	2,939	19	8	46	90	60	0	71	64	58	1	6	0

Playoffs

	GP	GS	MIN	G	A	PTS	SHT	SOG	BK	FC	FS	OF	CK	C	E
1996	3	0	92	0	0	0	1	0	0	0	2	0	0	0	0
1997	4	0	82	0	1	1	0	0	0	1	0	2	0	0	0
Totals	7	0	174	0	1	1	1	0	0	1	2	4	0	0	0

Acquired: Drafted by the Crew in the 12th round (111th overall) of the 1996 MLS Draft.

Departed: Traded to Kansas City on Oct. 30, 1997 for Frank Klopas.

Martino, Kyle - MID, #10
Hometown: Westport, CT

Regular Season

	GP	GS	MIN	G	A	PTS	SHT	SOG	BK	FC	FS	OF	CK	C	E
2002	22	15	1,455	2	5	9	28	11	0	29	43	2	20	3	1
2003	22	20	1,765	2	4	8	25	13	1	36	79	3	10	1	0
2004	29	27	2,301	5	2	12	31	17	2	36	84	12	2	1	0
2005	27	27	2,248	0	8	8	24	9	0	32	77	15	3	6	1
2006	6	4	400	1	0	2	10	4	0	5	10	2	2	1	0
Totals	106	93	8,169	10	19	39	118	54	3	138	293	34	37	12	2

Playoffs

	GP	GS	MIN	G	A	PTS	SHT	SOG	BK	FC	FS	OF	CK	C	E
2002	4	1	174	0	0	0	0	0	0	5	1	0	0	0	0
2004	2	2	159	0	0	0	0	1	0	2	8	0	0	1	0
Totals	6	3	333	0	2	2	1	1	0	7	13	1	0	1	0

U.S. Open Cup

	GP	GS	MIN	G	A	PTS	GWG	GWA	C	E
2002	4	2	226	1	3	5	1	0	1	0
2003										
2004	2	1	150	0	0	0	0	0	1	0
2005	1	1	120	1	0	2	0	0	0	0
Totals	7	4	496	2	3	7	1	0	2	0

Acquired: Selected in the first round (No. 8 overall) of the 2002 MLS SuperDraft.

Departed: Traded to the Los Angeles Galaxy with John Wolyniec, in exchange for Ned Grabavoy and Joseph Ngwenya on May 12, 2006.

Matteo, Jeff - MID, #24
Hometown: Starnville, NY

Regular Season

	GP	GS	MIN	G	A	PTS	SHT	SOG	BK	FC	FS	OF	CK	C	E
2002	1	0	14	0	0	0	0	0	0	0	1	0	0	0	0
2003	6	6	286	1	0	2	2	1	0	55	25	1	0	5	0
Totals	7	6	300	1	0	2	2	1	0	55	26	1	0	5	0

Acquired: Selected in the second round (No. 20 overall) of the 2002 MLS SuperDraft; Signed to a developmental contract on Aug. 13, 2002; Claimed off waivers on May 23, 2003 after being released by N.Y.

Departed: Traded to N.Y., with Chris Leitch, in exchange for Ross Paule, on March 13, 2003. Contract was not renewed at the end of the 2003 season.



McBride, Brian - FWD, #20														(Saint Louis)				Height: 6-0				Weight: 175				Born: June 19, 1972			
Hometown: Arlington Heights, IL																													
Regular Season																													
	GP	GS	MIN	G	A	PTS	SHT	SOG	BK	FC	FS	OF	CK	C	E														
1996	28	28	2,307	17	3	37	79	44	0	21	46	10	2	0	0														
1997	13	13	1,069	6	6	18	40	18	0	8	29	9	2	0	0														
1998	24	24	2,117	10	2	27	80	30	0	26	68	17	0	2	0														
1999	25	25	2,209	5	10	20	79	31	0	19	57	11	0	1	0														
2000	18	17	1,523	6	5	17	47	22	0	12	48	5	0	1	0														
2001	15	14	1,326	1	6	8	30	13	0	14	31	5	0	0	0														
2002	14	14	1,239	5	3	15	37	14	0	12	50	9	0	0	1														
2003	24	23	2,183	12	5	27	68	34	0	20	78	15	0	0	0														
Totals	161	158	13,973	62	45	169	460	206	0	132	407	81	2	11	0														
Playoffs																													
	GP	GS	MIN	G	A	PTS	SHT	SOG	BK	FC	FS	OF	CK	C	E														
1996	3	3	258	2	0	4	5	2	0	2	7	0	0	0	0														
1997	4	4	334	1	1	3	12	3	0	3	11	6	0	0	0														
1998	5	5	421	4	1	0	8	5	0	6	5	2	0	0	0														
1999	5	5	450	0	2	2	9	3	0	6	19	3	0	0	0														
2001	DID NOT PLAY DUE TO INJURY																												
2002	5	5	470	2	0	4	20	9	0	3	6	2	0	1	0														
2003	22	22	1933	9	3	21	53	25	0	20	48	13	0	3	0														
U.S. Open Cup																													
	GP	GS	MIN	G	A	PTS	GWG	GWA	C	E																			
1998	4	4	357	3	0	6	0	0	0	0																			
1999	2	2	180	2	0	4	0	0	0	0																			
2000	1	1	120	1	0	2	0	0	0	0																			
2001	2	2	180	0	1	1	0	0	0	0																			
2002	4	4	351	2	0	4	1	0	0	0																			
2003	0	0	0	0	0	0	0	0	0	0																			
Totals	13	13	1188	8	1	17	1	0	0	0																			
Acquired:	Selected by the Crew in the first round (1st overall) of the 1996 Inaugural MLS Draft.																												
Departed:	Signed with Fulham of the English Premier League on Tuesday, January 20, 2004.																												

McCarthy, Chad - DEF, #5														(University of Washington)				Height: 5-11				Weight: 190				Born: Oct. 5, 1977											
Hometown: Clovis, CA																																					
Regular Season																																					
2002	GP	GS	MIN	G	A	PTS	SHT	SOG	BK	FC	FS	OF	CK	C	E																						
2002	18	13	1,176	1	2	4	5	1	1	31	16	0	0	8	2																						
2003	19	14	1,226	0	0	0	4	0	0	24	12	0	0	5	0																						
Totals	37	27	2,402	1	2	4	9	1	1	55	28	0	0	13	2																						
Playoffs																																					
2002	GP	GS	MIN	G	A	PTS	SHT	SOG	BK	FC	FS	OF	CK	C	E																						
2002	5	5	369	0	0	0	3	1	0	6	1	0	0	0	0																						
Acquired: Selected by the Crew in the first round (4th overall) of the 2002 Waiver Draft.																																					
Departed: Waived at the end of the 2003 season.																																					

Mediate, Doman - MID, #28										(Maryland)				Height: 5-9				Weight: 165				Born: June 1, 1982											
Hometown: Southlake, TX																																	
Regular Season																																	
2005	GP	GS	MIN	G	A	PTS	SH	SOG	BK	FC	FS	OF	CK									C	E										
	11	4	478	1	0	2	12	7	8	1	0	1	0	0	0	0																	
Acquired: Selected in the second round (No. 23 overall) of the 2005 MLS SuperDraft.																																	
Departed: Traded to D.C., in exchange for D.C.'s natural fourth-round pick in the 2007 Supplemental Draft, on March 15, 2006																																	

Miller, Ryan - MID, #21**Homestead: Barrington, IL****(Notre Dame)****Height: 5-11****Weight: 165****Born: Dec. 14, 1984**

Regular Season

GP	GS	MIN	G	A	PTS	SHT	SOG	BK	FC	FS	OF	CK	C	E
2008	0	0	0	0	0	0	0	0	0	0	0	0	0	0

*Only appeared in reserve games

Acquired: Selected by the Crew in the third round (No. 31 overall) of the 2008 SuperDraft.

Departed: Waived on Sept. 12, 2008.

Miller, Todd - MID, #17**Homestead: Salt Lake City, UT****(Westminster)****Height: 6-1****Weight: 180****Born: Nov. 29, 1973**

Regular Season

GP	GS	MIN	G	A	PTS	SHT	SOG	BK	FC	FS	OF	CK	C	E
1996	3	2	157	0	1	1	1	0	0	0	0	0	0	0
1997	3	1	81	0	0	0	1	0	4	0	0	0	0	0
Totals	6	3	238	0	1	1	2	0	4	0	0	0	0	0

GP	GS	MIN	G	A	PTS	SHT	SOG	BK	FC	FS	OF	CK	C	E
1996	1	0	10	0	0	0	0	0	1	0	0	0	0	0

GP	GS	MIN	G	A	PTS	SHT	SOG	BK	FC	FS	OF	CK	C	E
1996	1	0	10	0	0	0	0	0	1	0	0	0	0	0

Acquired: Selected by the Crew in the third round (30th overall) in the 1996 MLS Draft.

Departed: Waived on Aug. 12, 1997.

Moffat, Adam - MID, #22**Homestead: Glasgow, Scotland****Height: 6-0****Weight: 175****Born: May 15, 1986**

Regular Season

GP	GS	MIN	G	A	PTS	SHT	SOG	BK	FC	FS	OF	CK	C	E
2007	1	1	90	0	0	0	1	0	0	0	0	0	0	0
2008	7	6	513	2	0	4	15	4	10	1	1	1	0	0
2009	12	6	531	1	0	2	9	1	15	1	1	0	1	1
2010	24	23	1951	2	1	0	41	17	0	21	18	5	0	8
Totals	44	36	3085	5	1	11	66	23	0	46	24	7	1	12

GP	GS	MIN	G	A	PTS	SHT	SOG	BK	FC	FS	OF	CK	C	E
2007	1	1	90	0	0	0	1	0	0	0	0	0	0	0
2008	1	1	90	0	0	0	0	0	1	0	0	0	0	0
2009	1	1	90	0	0	0	0	0	0	0	0	0	0	0
2010	1	1	78	0	0	0	0	0	0	0	0	0	0	0
Totals	2	2	168	0	0	0	0	0	1	0	0	0	0	0

GP	GS	MIN	G	A	PTS	SHT	SOG	BK	FC	FS	OF	CK	C	E
2007	1	1	90	0	0	0	1	0	0	0	0	0	0	0
2008	1	1	90	0	0	0	0	0	1	0	0	0	0	0
2009	1	1	90	0	0	0	0	0	0	0	0	0	0	0
2010	1	1	78	0	0	0	0	0	0	0	0	0	0	0
Totals	2	2	168	0	0	0	0	0	1	0	0	0	0	0

GP	GS	MIN	G	A	PTS	SHT	SOG	BK	FC	FS	OF	CK	C	E
2007	1	1	90	0	0	0	1	0	0	0	0	0	0	0
2008	1	1	90	0	0	0	0	0	1	0	0	0	0	0
2009	1	1	90	0	0	0	0	0	0	0	0	0	0	0
2010	1	1	78	0	0	0	0	0	0	0	0	0	0	0
Totals	2	2	168	0	0	0	0	0	1	0	0	0	0	0

GP	GS	MIN	G	A	PTS	SHT	SOG	BK	FC	FS	OF	CK	C	E
2007	1	1	90	0	0	0	1	0	0	0	0	0	0	0
2008	1	1	90	0	0	0	0	0	1	0	0	0	0	0
2009	1	1	90	0	0	0	0	0	0	0	0	0	0	0
2010	1	1	78	0	0	0	0	0	0	0	0	0	0	0
Totals	2	2	168	0	0	0	0	0	1	0	0	0	0	0

GP	GS	MIN	G	A	PTS	SHT	SOG	BK	FC	FS	OF	CK	C	E
2007	1	1	90	0	0	0	1	0	0	0	0	0	0	0
2008	1	1	90	0	0	0	0	0	1	0	0	0	0	0
2009	1	1	90	0	0	0	0	0	0	0	0	0	0	0
2010	1	1	78	0	0	0	0	0	0	0	0	0	0	0
Totals	2	2	168	0	0	0	0	0	1	0	0	0	0	0

GP	GS	MIN	G	A	PTS	SHT	SOG	BK	FC	FS	OF	CK	C	E
2007	1	1	90	0	0	0	1	0	0	0	0	0	0	0
2008	1	1	90	0	0	0	0	0	1	0	0	0	0	0
2009	1	1	90	0	0	0	0	0	0	0	0	0	0	0
2010	1	1	78	0	0	0	0	0	0	0	0	0	0	0
Totals	2	2	168	0	0	0	0	0	1	0	0	0	0	0

GP	GS	MIN	G	A	PTS	SHT	SOG	BK	FC	FS	OF	CK	C	E
2007	1	1	90	0	0	0	1	0	0	0	0	0	0	0
2008	1	1	90	0	0	0	0	0	1	0	0	0	0	0
2009	1	1	90	0	0	0	0	0	0	0	0	0	0	0
2010	1	1	78	0	0	0	0	0	0	0	0	0	0	0
Totals	2	2	168	0	0	0	0	0	1	0	0	0	0	0

GP	GS	MIN	G	A	PTS	SHT	SOG	BK	FC	FS	OF	CK	C	E
2007	1	1	90	0	0	0	1	0	0	0	0	0	0	0
2008	1	1	90	0	0	0	0	0	1	0	0	0	0	0
2009	1	1	90	0	0	0	0	0	0	0	0	0	0	0
2010	1	1	78	0	0	0	0	0	0	0	0	0	0	0
Totals	2	2	168	0	0	0	0	0	1	0	0	0	0	0

GP	GS	MIN	G	A	PTS	SHT	SOG	BK	FC	FS	OF	CK	C	E
2007	1	1	90	0	0	0	1	0	0	0	0	0	0	0
2008	1	1	90	0	0	0	0	0	1	0	0	0	0	0
2009	1	1	90	0	0	0	0	0	0	0	0	0	0	0
2010	1	1	78	0	0	0	0	0	0	0	0	0	0	0
Totals	2	2	168	0	0	0	0	0	1	0	0	0	0	0

GP	GS	MIN	G	A	PTS	SHT	SOG	BK	FC	FS	OF	CK	C	E
2007	1	1	90	0	0	0	1	0	0	0	0	0	0	0
2008	1	1	90	0	0	0	0	0	1	0	0	0	0	0
2009	1	1	90	0	0	0	0	0	0	0	0	0	0	0
2010	1	1	78	0	0	0	0	0	0	0	0	0	0	0
Totals	2	2	168	0	0	0	0	0	1	0	0	0	0	0

GP	GS	MIN	G	A	PTS	SHT	SOG	BK	FC	FS	OF	CK	C	E
2007	1	1	90	0	0	0	1	0	0	0	0	0	0	0
2008	1	1	90	0	0	0	0	0	1	0	0	0	0	0
2009	1	1	90	0	0	0	0	0	0	0	0	0	0	0
2010	1	1	78	0	0	0	0	0	0	0	0	0	0	0
Totals	2	2	168	0	0	0	0	0	1	0	0	0	0	0

GP	GS	MIN	G	A	PTS	SHT	SOG	BK	FC	FS	OF	CK	C	E
2007	1	1	90	0	0	0	1	0	0	0	0	0	0	0
2008	1	1	90	0	0	0	0	0	1	0	0	0	0	0
2009	1	1	90	0	0	0	0	0	0	0	0	0	0	0
2010	1	1	78	0	0	0	0	0	0	0	0	0	0	0
Totals	2	2	168	0	0	0	0	0	1	0	0	0	0	0

GP	GS	MIN	G	A	PTS	SHT	SOG	BK	FC	FS	OF	CK	C	E
2007	1	1	90	0	0	0	1	0	0	0	0	0	0	0
2008	1	1	90	0	0	0	0	0	1	0	0	0	0	0
2009	1	1	90	0	0	0	0	0	0	0	0	0	0	0
2010	1	1	78	0	0	0	0	0	0	0	0	0	0	0
Totals	2	2	168	0	0	0	0	0	1	0	0	0	0	0

GP	GS	MIN	G	A	PTS	SHT	SOG	BK	FC	FS	OF	CK	C	E
2007	1	1	90	0	0	0	1	0	0	0	0	0	0	0
2008	1	1	90	0	0	0	0	0	1	0	0	0	0	0
2009	1	1	90	0	0	0	0	0	0	0	0	0	0	0
2010	1	1	78	0	0	0	0	0	0	0	0	0	0	0
Totals	2	2	168	0	0	0	0	0	1	0	0	0	0	0

GP	GS	MIN	G	A	PTS	SHT	SOG	BK	FC	FS	OF	CK	C	E
2007	1	1	90	0	0	0	1	0	0	0	0	0	0	0
2008	1	1	90	0	0	0	0	0	1	0	0	0	0	0
2009	1	1	90	0	0	0	0	0	0	0	0	0	0	0
2010	1	1	78	0	0	0	0	0	0	0	0	0	0	0
Totals	2	2	168	0	0	0	0	0	1	0	0	0	0	0

Hometown: Caracas, Venezuela														Height: 5-7		Weight: 170		Born: July 6, 1977									
Regular Season														GP	GS	MIN	G	A	PTS	SHT	SOG	BK	FC	FS	OF	CK	C

Ngwenya, Joseph - FWD, #10 Hometown: Bulawayo, Zimbabwe													(Coastal Carolina)				Height: 6-1				Weight: 175				Born: March 30, 1981																																																																																																																																																																																																																																																																																																																																																																																																																																																																																																																																																																																																																																																																																																																																																																																																																																																																																																																																																																																																																																																																																																																																																																																																																																																																																																																																																																																																																																																																																																																																																																																																																					
Regular Season																																																																																																																																																																																																																																																																																																																																																																																																																																																																																																																																																																																																																																																																																																																																																																																																																																																																																																																																																																																																																																																																																																																																																																																																																																																																																																																																																																																																																																																																																																																																																																																																																																														</

Noonan, Pat - MID/FWD, #11													(Indiana)				Height: 6-0				Weight: 170				Born: Aug. 2, 1980			
Regular Season													GP	GS	MIN	G	A	PTS	SHT	SOG	BK	FC	FS	OF	CK	C	E	
2008	11	9	531	1	2	4	9	4	0	4	9	2	0	0	0	0	0											
2009	5	2	206	0	1	1	3	2	0	1	1	2	0	0	0	0	0											
Totals	16	8	737	1	3	5	12	6	0	5	10	4	0	0	0	0	0											
Acquired: From Los Angeles, in exchange for Kyle Martino and John Wolyniec, on May 12, 2006.																												
Departed: Traded to Houston, in exchange for Alejandro Moreno, on May 9, 2007.																												

Nyazamba, Stanley - MID, #31													(Lee)		Height: 6-1				Weight: 172				Born: Jan. 6, 1983						
Hometown: Bulawayo, Zimbabwe																													
Regular Season													GP	GS	MIN	G	A	PTS	SHT	SOG	BK	FC	FS	OF	CK	C	E		
2008	0	0	0	0	0	0	0	0	0	0	0	0	0	0	0	0	0	0	0	0	0	0	0	0	0	0	0		
2009	0	0	0	0	0	0	0	0	0	0	0	0	0	0	0	0	0	0	0	0	0	0	0	0	0	0	0		
* Only appeared in reserve games																													
U.S. Open Cup													GP	GS	MIN	G	A	PTS	GWG	GWA	C	E							
2009	1	1	120	0	1	1	1	1	0	0	0	0	0	0	0	0	0	0	0	0	0	0	0	0	0	0	0		
Acquired: Signed via discovery on Sept. 16, 2008.																													
Departed: Contract expired Dec. 31, 2009.																													

O'Brien, Dayton - MID, #13													(Memphis)				Height: 5-11				Weight: 155				Born: Oct. 29, 1983					
Hometown: Memphis, TN																														
Regular Season													GP	GS	MIN	G	A	PTS	SHT	SOG	BK	FC	FS	OF	CK	C	E			
													0	0	0	0	0	0	0	0	0	0	0	0	0	0	0	0	0	
* Only appeared in reserve games.																														
Acquired:													Selected by the Crew in the 3rd round (No. 33 overall) of the 2006 MLS SuperDraft.																	
Departed:													Waived July 11, 2006.																	

Oshaniyi, Bo - GK, #1													(Southern Connecticut St.)				Height: 6-1				Weight: 190				Born: Nov. 3, 1971				
Hometown: Poughkeepsie, NY																													
Regular Season													GP	GS	MIN	SHTS	SVS	C/P	GA	GAA	PKG/A	SOG/A	W-L	SHU					
1996	13	13	1170	109	64	62	33	2.54	2/3	13/17	3-10	3																	
Acquired: Selected by the Crew in the fifth round (41st overall) of the 1996 MLS Draft.																													
Departed: Waived on Nov. 7, 1996.																													

Oughton, Duncan - MID, # 8					(Cal State Fullerton)					Height: 5-9					Weight: 160					Born: June 14, 1977				
Regular Season										GP	GS	MIN	G	A	PTS	SHT	SOG	BK	FC	FS	OF	CK	C	E
2001	20	12	1233	0	1	1	16	5	0	28	38	0	0	0	0	0	0	0	0	0	0	0	0	
2002	20	17	1608	0	4	4	15	7	0	30	33	0	0	0	0	0	0	0	0	0	0	0	0	
2003	23	18	1717	0	0	0	16	8	0	32	26	0	0	0	0	0	0	0	0	0	0	0	0	
2004	28	21	2020	2	1	5	20	8	0	43	32	3	1	2	0	0	0	0	0	0	0	0	0	
2005																								
2006	9	9	776	0	2	2	8	3	0	19	20	0	13	1	0	0	0	0	0	0	0	0	0	
2007	19	13	1231	1	4	6	9	5	0	17	26	4	0	3	0	0	0	0	0	0	0	0	0	
2008	5	1	174	0	0	0	2	1	0	4	5	1	1	1	0	0	0	0	0	0	0	0	0	
2009	9	2	218	0	1	1	3	2	0	0	0	0	0	0	0	0	0	0	0	0	0	0	0	
2010	3	0	41	0	0	0	0	0	0	0	0	0	0	0	0	0	0	0	0	0	0	0	0	
Totals	136	93	9018	3	13	19	89	39	0	176	185	10	32	23	0	0	0	0	0	0	0	0	0	
Playoffs										GP	GS	MIN	G	A	PTS	SHT	SOG	BK	FC	FS	OF	CK	C	E
2002	5	5	461	0	0	0	7	0	0	13	14	0	0	0	0	0	0	0	0	0	0	0	0	
2004	2	2	180	0						7	3	0	0	0	0	0	0	0	0	0	0	0	0	
2008																								
2009																								
2010																								
Totals	7	7	641	0						20	17	0	0	1	0	0	0	0	0	0	0	0	0	
U.S. Open Cup										GP	GS	MIN	G	A	PTS	GWG	GWA	C	E					
2001	3	0	65	0	1	1	0			0	0	0	0	0	0	0	0	0	0	0	0	0	0	
2002	4	3	318	0	1	1	0			0	0	1	0	0	0	0	0	0	0	0	0	0	0	
2003	1	1	90	0	0	0	0			0	0	0	0	0	0	0	0	0	0	0	0	0	0	
2004	2	2	195	0	0	0	0			0	0	0	0	0	0	0	0	0	0	0	0	0	0	
2005																								
2006																								
2007	1	1	73	0	0	0	0			0	0	1	0	0	0	0	0	0	0	0	0	0	0	
2008	1	0	45	0	0	0	0			0	0	0	0	0	0	0	0	0	0	0	0	0	0	
2009	1	1	120	1	0	2	1			0	0	0	0	0	0	0	0	0	0	0	0	0	0	
2010	1	1	90	0	0	1	0			0	0	0	0	0	0	0	0	0	0	0	0	0	0	
Totals	14	9	906	1	3	5	0			2	2	0	0	0	0	0	0	0	0	0	0	0	0	
Acquired: Selected in the first round (No. 10 overall) of the 2001 MLS SuperDraft																								
Deported: Retired February 2011																								

Padula, Gino - DEF, # 4**Hometown:** Lanus, Argentina**Height:** 5-9**Weight:** 165**Born:** July 11, 1976

Regular Season	GP	GS	MIN	G	A	PTS	SHT	SOG	BK	FC	FS	OF	CK	C	E
2008	14	14	1227	0	0	0	8	1	1	14	9	0	0	2	0
2009	27	27	2321	1	4	6	10	1	1	12	18	1	17	4	1
2010	15	13	1001	0	0	0	0	0	2	9	6	0	0	2	0
Totals	56	54	4549	1	4	6	18	2	3	35	33	1	17	8	1
Playoffs	GP	GS	MIN	G	A	PTS	SHT	SOG	BK	FC	FS	OF	CK	C	E
2008	4	4	359	0	0	0	1	0	0	7	6	1	1	0	0
2009	2	2	174	0	0	0	2	0	0	3	1	1	1	0	0
2010							DID NOT PLAY								
Totals	6	6	533	0	0	0	3	0	0	7	9	1	1	2	0
U.S. Open Cup	GP	GS	MIN	G	A	PTS	GWG	GWA	C	E					
2008							DID NOT PLAY								
2009							DID NOT PLAY								
2010	1	1	68	0	0	0	0	0	0	0					
Totals	1	1	68	0	0	0	0	0	0	0					

Acquired: Signed via discovery on March 24, 2008

Departed: Option not exercised in November 2010

Pacheco, Andrei - DEF, #29**Hometown:** Trinidad**Height:** 6-1**Weight:** 180**Born:** Sept. 20, 1984

Regular Season	GP	GS	MIN	G	A	PTS	SHT	SOG	BK	FC	FS	OF	CK	C	E
2007	0	0	0	0	0	0	0	0	0	0	0	0	0	0	0

* Only appeared in reserve games

Acquired: Signed on August 31, 2007

Departed: Contract expired on Dec. 31, 2007.

Palmer, Noah - GK, #29**Hometown:** Williamsburg, VA**Height:** 6-3**Weight:** 199**Born:** April 21, 1983

Regular Season	GP	GS	MIN	SHTS	SVS	C/P	GA	GAA	PKG/A	W-L-T	SHU				
2006	10	10	900	56	40	0	13	1.30		1-5-4	1				

Acquired: From Real Salt Lake in exchange for the Crew's first round draft pick in the 2007 MLS Supplemental Draft and the rights to Duke Hashimoto on May 24, 2006.

Departed: Waived in November 2006.

Paulo, Ross - MID, #16**Hometown:** Cordova, TN**Height:** 5-10**Weight:** 160**Born:** April 4, 1976

Regular Season	GP	GS	MIN	G	A	PTS	SHT	SOG	BK	FC	FS	OF	CK	C	E
2003	25	25	2212	4	7	15	27	15	0	33	22	2	86	2	0
2004	25	23	2059	7	2	16	23	13	0	32	15	0	34	2	0
2005							DID NOT PLAY			DUE TO INJURY					
Totals	50	48	4271	11	9	31	50	28	0	65	37	2	120	4	0
Playoffs	GP	GS	MIN	G	A	PTS	SHT	SOG	BK	FC	FS	OF	CK	C	E
2004	2	2	180	0	1	1	5	2	0	1	2	0	2	0	0
U.S. Open Cup	GP	GS	MIN	G	A	PTS	GWG	GWA	C	E					
2003	1	0	56	0	0	0	0	0	0	0					
2004	2	2	195	1	0	2	1	0	0	0					
Totals	3	2	251	1	0	2	1	0	0	0					

Acquired: From N.Y., in exchange for Chris Leitch and Jeff Matteo, on March 13, 2003.

Departed: Retired following the 2005 season.

Paz, Adrian - FWD, #11**Hometown:** Montevideo, Uruguay**Height:** 5-11**Weight:** 170**Born:** Sept. 9, 1968

Regular Season	GP	GS	MIN	G	A	PTS	SHT	SOG	BK	FC	FS	OF	CK	C	E
1996	27	19	1810	6	10	22	48	28	0	38	53	36	23	1	0
Playoffs	GP	GS	MIN	G	A	PTS	SHT	SOG	BK	FC	FS	OF	CK	C	E
1996	3	2	107	1	0	2	3	1	0	3	2	3	0	0	0

Acquired: Assigned to the Crew as the team's fourth allocation on Feb. 4, 1996.

Departed: Traded on Feb. 1, 1997 as a part of a three-way deal with Colorado and Los Angeles for Jorge Salcedo.

Paros, Trevor - MID, #26**Hometown:** Dallas, TX**Height:** 5-3**Weight:** 135**Born:** Aug. 19, 1981

Regular Season	GP	GS	MIN	G	A	PTS	SHT	SOG	BK	FC	FS	OF	CK	C	E
2003	1	0	34	0	0	0	0	0	0	0	0	0	0	0	0

Acquired: Signed to a developmental contract in March 2003.

Departed: Waived on August 22, 2003.

Peterson, Andrew - DEF, #13**Hometown:** Edina, MN**Height:** 5-11**Weight:** 155**Born:** Dec. 2, 1984

Regular Season	GP	GS	MIN	G	A	PTS	SHT	SOG	BK	FC	FS	OF	CK	C	E
2007	1	1	75	0	0	0	0	0	0	1	0	0	0	0	0
2008	1	1	69	0	0	0	0	0	0	2	2	0	0	0	0
Totals	2	2	144	0	0	0	0	0	0	3	2	0	0	0	0
U.S. Open Cup	GP	GS	MIN	G	A	PTS	GWG	GWA	C	E					
2008	2	0	30	0	0	0	0	0	0	0					

Acquired: Signed on July 3, 2007

Departed: Waived on Nov. 26, 2008.

Perez, John Wilmar - MID, #14**Hometown:** Medellin, Colombia**Height:** 5-7**Weight:** 150**Born:** Feb 2, 1970

Regular Season	GP	GS	MIN	G	A	PTS	SHT	SOG	BK	FC	FS	OF	CK	C	E
2000	30	30	2600	3	3	9	31	9	0	28	64	4	18	4	0
2001	25	23	2105	8	15	31	41	20	0	19	52	2	60	3	0
2002	20	13	1256	1	4	6	21	6	0	17	30	0	43	0	0
Totals	75	66	5961	12	22	46	93	35	0	64	146	6	121	7	0
Playoffs	GP	GS	MIN	G	A	PTS	SHT	SOG	BK	FC	FS	OF	CK	C	E
2001	2	2	180	0	0	0	3	2	0	1	2	0	7	0	0
U.S. Open Cup	GP	GS	MIN	G	A	PTS	GWG	GWA	C	E					
2000	2	2	199	0	0	0	0	0	0	0					
2001	3	3	270	2	0	4	0	0	0	0					
2002	1	1	113	2	0	4	1	0	0	0					
Totals	6	6	582	4	0	8	1	0	0	0					

Acquired: Allocated to the Crew in March 2000.

Departed: Contract expired on Dec. 31, 2002.

DARE TO BE MASSIVE

Pierce, Rusty - DEF, #4
Hometown: The Woodlands, TX
 Regular Season

	GP	GS	MIN	G	A	PTS	SHT	SOG	BK	FC	FS	OF	CK	C	E
2006	18	18	1524	0	0	0	8	2	1	39	25	0	0	3	0
2007	21	19	1580	0	1	1	9	0	0	23	24	1	0	5	0
Totals	39	37	3104	0	1	1	9	2	1	62	49	1	0	10	0

 Acquired: From Real Salt Lake, in exchange for a third-round pick in the 2007 MLS Supplemental Draft, on Feb. 22, 2006.
 Departed: Contract expired on Dec. 31, 2007.

Pierre-Louis, Ricardo - FWD, #29
Hometown: League, Haiti
 Regular Season

	GP	GS	MIN	G	A	PTS	SHT	SOG	BK	FC	FS	OF	CK	C	E
2008	0	0	0	0	0	0	0	0	0	0	0	0	0	0	0

 *Only appeared in reserve games
 Acquired: Selected by the Crew in the second round (No. 22 overall) of the 2008 SuperDraft.
 Departed: Waived on Nov. 26, 2008.

Plotkin, Brian - MID, #20
Hometown: Chicago, IL
 Regular Season

	GP	GS	MIN	G	A	PTS	SHT	SOG	BK	FC	FS	OF	CK	C	E
2008	0	0	0	0	0	0	0	0	0	0	0	0	0	0	0

 *Only appeared in reserve games
 Acquired: Signed on Aug. 22, 2008.
 Departed: Waived on Nov. 26, 2008.

Popik, Dan - GK, #27
Hometown: Long Island, N.Y.
 Regular Season

	GP	GS	MIN	SHTS	SVS	C/P	GA	GAA	PKG/A	WLT	SHU
2006	1	1	90	11	7	0	5	5.00	0/0	0-1-0	0

 Acquired: Signed on May 28, 2006.
 Departed: Waived on June 5, 2006.

Presthus, Tom - GK, #22
Hometown: Edina, MN
 Regular Season

	GP	GS	MIN	SHTS	SVS	C/P	GA	GAA	PKG/A	SOG/A	WLT	SHU
2001	25	25	2309	178	136	65	35	1.36	2/3	N/A	12-7-6	5
2002	15	15	1365	103	73	39	28	1.85	2/3	N/A	3-9-3	2
2003	7	6	613	30	21	28	9	1.32	0/0	N/A	1-4-2	0
Totals	47	46	4287	311	230	132	72	1.53	4/6	N/A	16-20-11	9

 Playoffs

	GP	GS	MIN	SHTS	SVS	C/P	GA	GAA	PKG/A	SOG/A	WLT	SHU
2001	2	2	180	14	8	7	6	3.00	0/0	N/A	0-2-0	0
2002	0	0	0	0	0	0	0	0.00	0/0	N/A	0-0-0	0
Totals	2	2	180	14	8	7	6	3.00	0/0	N/A	0-2-0	0

 U.S. Open Cup

	GP	GS	MIN	REC	SHT	SVS	GA	GAA	SO	PKG/A	WLT	SHU
2001	1	1	90	0	0	0	2	2.00	0	1/1	0	0
2002	0	0	0	0	0	0	0	0	0	0	0	0
2003	1	1	90	0	1	3	2	4.0	0	0	0	1
Totals	2	2	180	0	2	12	7	6	3.00	0	1/1	0

 Acquired: Acquired from D.C., along with the 10th overall selection in the 2001 MLS SuperDraft, in exchange for the 3rd overall pick.
 Departed: Retired on January 14, 2004.

Razov, Ante - FWD, #9
Hometown: Los Angeles, CA
 Regular Season

	GP	GS	MIN	G	A	PTS	SHT	SOG	BK	FC	FS	OF	CK	C	E
2005	7	5	505	1	1	3	16	5	0	4	8	5	5	0	0

 Acquired: From Chicago, in exchange for Tony Sanneh, on January 30, 2005.
 Departed: Traded to N.Y. with a portion of an allocation, in exchange for John Volyniec on June 7, 2005.

Retiz, Jose - MID, #15
Hometown: Acapulco, Mexico
 Regular Season

	GP	GS	MIN	G	A	PTS	SHT	SOG	BK	FC	FS	OF	CK	C	E
2006	22	21	1732	1	1	3	22	7	0	41	47	1	0	7	1

 U.S. Open Cup

	GP	GS	MIN	G	A	PTS	GWG	GWA	C	E
2006	1	0	36	0	0	0	0	0	0	0

 Acquired: Signed on March 21, 2006.
 Departed: Waived on March 1, 2007.

Ritch, Michael - FWD, #25
Hometown: Montgomery, AL
 Regular Season

	GP	GS	MIN	G	A	PTS	SHT	SOG	BK	FC	FS	OF	CK	C	E
2003	3	0	21	0	0	0	0	0	0	0	0	0	0	0	0
2004	1	4	397	1	1	3	9	4	0	6	4	0	0	1	0
Totals	4	4	418	1	1	3	9	4	0	6	4	0	0	1	0

 U.S. Open Cup

	GP	GS	MIN	G	A	PTS	GWG	GWA	C	E
2004	1	0	10	0	0	0	0	0	0	0

 Acquired: Selected in the fourth round (No. 37 overall) of the 2003 MLS SuperDraft.
 Departed: Contract expired December 31, 2004.

Rodriguez, Mario - MID, #9
Hometown: Guatemala City, Guatemala
 Regular Season

	GP	GS	MIN	G	A	PTS	SHT	SOG	BK	FC	FS	OF	CK	C	E
2005	19	15	1310	1	1	2	22	9	1	24	27	16	20	2	1

 U.S. Open Cup

	GP	GS	MIN	G	A	PTS	GWG	GWA	C	E
2005	1	0	47	0	0	0	0	0	0	0

 Acquired: Signed with the Crew on March 22, 2005, on loan from Municipal of Guatemala.
 Departed: Contract expired on Dec. 31, 2005.

Rogers, Robbie - MID, #18												
Hometown: Huntington Beach, CA												
Height: 5-11												
Weight: 165												
Born: May 12, 1987												
Season	GP	GS	MIN	G	A	PTS	SHT	SOG	FC	FS	CK	C
2007	10	6	598	3	1	7	15	6	10	12	0	0
2008	27	26	2334	6	3	15	70	33	30	73	33	2
2009	22	20	1709	1	3	7	37	13	24	41	17	0
2010	20	17	1547	1	0	2	40	9	17	31	3	1
2011	27	24	2218	2	7	11	36	11	27	50	1	2
Totals	106	93	8406	13	16	42	198	72	108	207	54	7
Playoffs	GP	GS	MIN	G	A	PTS	SHT	SOG	FC	FS	CK	C
2008	4	4	358	0	0	2	8	3	3	3	0	0
2009	2	1	111	0	0	0	1	0	1	1	3	0
2010	2	2	180	1	0	2	6	3	0	3	0	1
2011	1	1	90	0	0	0	2	0	1	0	0	0
Totals	9	8	739	2	0	4	17	6	10	7	3	2
Acquired: Rights assigned via weighted lottery March 8, 2007												
Departed: Contract expired on Dec. 31, 2011												

Rozental, Sebastian - MID, #22												
Hometown: Santiago, Chile												
Height: 5-10												
Weight: 175												
Born: Sept. 1, 1976												
Regular Season	GP	GS	MIN	G	A	PTS	SHT	SOG	BK	FC	FS	OF
2006	20	15	1231	3	1	7	29	12	0	17	24	3
U.S. Open Cup	GP	GS	MIN	G	A	PTS	SHT	SOG	BK	FC	FS	OF
2006	2	2	165	0	3	3	0	1	0	0	0	0
Acquired: Signed by the Crew on January 13, 2006.												
Departed: Contract expired on Dec. 31, 2006.												

Rudman, Silvio - MID, #25												
Hometown: Buenos Aires, Argentina												
Height: 6-1												
Weight: 180												
Born: March 4, 1969												
Regular Season	GP	GS	MIN	G	A	PTS	SHT	SOG	BK	FC	FS	OF
1997	6	6	190	0	0	0	5	2	0	2	2	1
Acquired: Allocated to the Crew on April 3, 1997.												
Departed: Released on May 28, 1997.												

Rusmir, Dejan - MID, #22												
Hometown: Belgrade, Serbia												
Height: 6-0												
Weight: 177												
Born: Jan. 28, 1980												
Season	GP	GS	MIN	G	A	PTS	SHT	SOG	FC	FS	CK	C
2011	18	13	1016	0	2	2	14	1	35	14	0	0
Acquired: Signed on Feb. 21, 2011												
Departed: Option declined Nov. 2011.												

Rzepe, Miroslaw - DEF/MID, #16												
Hometown: Bydgoszcz, Poland												
Height: 6-0												
Weight: 171												
Born: Dec. 27, 1968												
Regular Season	GP	GS	MIN	G	A	PTS	SHT	SOG	BK	FC	FS	OF
2000	5	4	352	0	0	0	2	0	0	9	3	0
Acquired: Signed on Aug. 9, 2000.												
Departed: Waived on Nov. 1, 2000.												

Salcedo, Jorge - DEF, #7												
Hometown: Cerritos, CA												
Height: 6-1												
Weight: 175												
Born: Sept. 27, 1972												
Regular Season	GP	GS	MIN	G	A	PTS	SHT	SOG	BK	FC	FS	OF
1997	28	26	2,240	1	6	8	21	4	1	23	34	0
Playoffs	GP	GS	MIN	G	A	PTS	SHT	SOG	BK	FC	FS	OF
1997	2	0	33	0	0	0	1	0	2	1	0	0
Acquired: Acquired in exchange for Adrian Paz as part of a three-way deal between L.A. and Colorado on Feb. 2, 1997.												
Departed: Selected by the Chicago Fire on Nov. 6, 1997 in the MLS Expansion Draft.												

Sannah, Tony - MID/DEF, #20												
Hometown: St. Paul, MN												
Height: 6-2												
Weight: 190												
Born: June 1, 1971												
Regular Season	GP	GS	MIN	G	A	PTS	SHT	SOG	BK	FC	FS	OF
2004	6	6	513	2	1	5	5	2	0	9	7	0
Playoffs	GP	GS	MIN	G	A	PTS	SHT	SOG	BK	FC	FS	OF
2004	2	2	180	0	1	1	1	1	0	1	0	0
Acquired: Acquired as an allocation on August 27, 2004.												
Departed: Traded to Chicago in exchange for Ante Razov on January 30, 2005.												

Schell, Dominic - MID/DEF, #22												
Hometown: Dallas, TX												
Height: 5-7												
Weight: 155												
Born: July 27, 1977												
Regular Season	GP	GS	MIN	G	A	PTS	SHT	SOG	BK	FC	FS	OF
2000	7	1	138	0	0	1	0	0	0	8	6	0
U.S. Open Cup	GP	GS	MIN	G	A	PTS	SHT	SOG	BK	FC	FS	OF
2000	2	1	97	1	1	3	0	0	0	0	0	0
Acquired: Drafted by the Crew in the fifth round (57th overall) of the 1999 MLS SuperDraft.												
Departed: Waived on Nov. 1, 2000.												

Schoeni, Kenny - GK, #25												
Hometown: Cincinnati, OH												
Height: 6-3												
Weight: 185												
Born: Jan. 4, 1984												
Regular Season	GP	GS	MIN	SHTS	SVS	C/P	GA	GAA	PKG/A	SOG/A	W/A	SHU
2009	1	1	90	5	4	0/0	1	1.00	0/0	0/0	0-1	0
Totals	1	1	90	5	4	0/0	1	1.00	0/0	0/0	0-1	0
Acquired: Signed on 10/25/2009												
Departed: Retired on May 17, 2010												

Schulte, Mark - DEF, #13															
Hometown: Brecksville, OH															
(Dayton) Height: 6-3															
Weight: 210															
Born: Oct. 4, 1977															
Regular Season															
2005	GP 19	GS 18	MIN 1540	G 0	A 1	PTS 1	SHT 2	SOG 0	BK 0	FC 30	FS 20	OF 0	CK 0	C 3	E 0
Acquired:	Signed as a discovery player in March 2005.														
Departed:	Waived on Nov. 15, 2005.														

Scott, Erick - FWD, #9**Hometown: Limon, Costa Rica**

Regular Season

	GP	GS	MIN	G	A	PTS	SHT	SOG	BK	FC	FS	OF	CK	C	E
2004	6	2	143	0	0	0	0	0	0	4	5	3	0	0	0
U.S. Open Cup	GP	GS	MIN	G	A	PTS	SHT	GWG	GWA	C	E				
2004	1	1	80	0	1	1	0	0	0	0	0				

Acquired: Signed as a discovery player in March, 2004.

Departed: Selected by Real Salt Lake with their 10th pick in the 2005 Expansion Draft on November 19, 2004.

Smith, Rob - MID, #16**Hometown: Wilmington, DE**

Regular Season

	GP	GS	MIN	G	A	PTS	SHT	SOG	BK	FC	FS	OF	CK	C	E
1996	9	9	765	0	1	1	0	1	0	15	5	1	1	2	0
1997	25	8	1,112	0	0	0	11	2	0	12	12	7	7	1	0
1998	24	15	1,502	3	2	8	16	8	0	26	10	3	2	1	0
1999	8	3	331	0	1	1	7	3	0	11	2	0	2	1	0
2000	1	1	39	0	1	1	0	0	0	3	0	1	0	0	0
Totals	67	36	3,749	3	5	11	40	15	1	67	29	12	12	6	0

	GP	GS	MIN	G	A	PTS	SHT	SOG	BK	FC	FS	OF	CK	C	E
1996	0	3	270	0	0	0	0	0	0	3	2	1	1	0	0
1997	2	0	33	0	0	0	0	0	0	2	0	0	0	0	1
1998	5	5	435	1	0	2	6	1	0	8	8	2	0	1	0
1999	5	1	139	0	0	0	1	1	0	2	2	0	0	0	1
Totals	15	9	877	1	0	2	7	2	0	15	12	3	1	0	1

	GP	GS	MIN	G	A	PTS	SHT	SOG	BK	FC	FS	OF	CK	C	E
1998	4	3	299	0	0	0	0	0	0	0	0	0	0	0	0
1999	2	0	29	0	0	0	0	0	0	0	0	0	0	0	0
Totals	6	3	328	0	0	0	0	0	0	0	0	0	0	0	0

Acquired: Drafted by the Crew in the second round (20th overall) of the 1996 MLS Supplemental Draft.

Departed: Retired on May 4, 2000.

Saó, Guilherme - FWD, #11**Hometown: Porto Alegre, Brazil**

Regular Season

	GP	GS	MIN	G	A	PTS	SHT	SOG	BK	FC	FS	OF	CK	C	E
2008	0	0	0	0	0	0	0	0	0	0	0	0	0	0	0

*Only appeared in reserve games

Acquired: Signed on March 28, 2008.

Departed: Retired on Jan. 8, 2009.

Sommer, Juergen - GK, #33**Hometown: Naples, FL**

Regular Season

	GP	GS	MIN	SHTS	SVS	C/P	GA	GAA	PKG/A	SOG/A	WL	SHU
1998	21	21	1,890	143	106	93	35	1.67	1/2	2/9	11-10	4
1999						DID NOT PLAY DUE TO INJURY						

	GP	GS	MIN	SHTS	SVS	C/P	GA	GAA	PKG/A	SOG/A	WL	SHU
1998	5	5	450	29	17	26	11	2.20	1/1	3/5	3-2	0
1999						DID NOT PLAY DUE TO INJURY						

	GP	GS	MIN	REC	SHT	SVS	GA	GAA	SO	PKG/A
1998	3	3	292	2-1	20	16	3	1.00	1	1/1

Acquired: Allocated to the Crew in January 1998.

Departed: Traded to New England on May 13, 2000 in exchange for New England's third-round pick in the 2001 MLS SuperDraft and future considerations.

Storey, Marcus - MID, #18**Hometown: Houston, TX**

Regular Season

	GP	GS	MIN	G	A	PTS	SHT	SOG	BK	FC	FS	OF	CK	C	E
2005	12	3	38	2	0	1	1	6	1	3	8	1	0	0	0

Acquired: Selected in the second round (No. 20 overall) of the 2005 MLS SuperDraft on January 14, 2005.

Departed: Traded in exchange for Houston's second round pick of the 2007 Supplemental Draft on February 16, 2006.

Sutton, Jamal - FWD, #27**Hometown: Wichita, KS**

Regular Season

	GP	GS	MIN	G	A	PTS	SHT	SOG	BK	FC	FS	OF	CK	C	E
2004	1	0	5	0	0	0	0	0	0	0	0	0	0	0	0
2005	8	3	330	1	1	3	7	2	0	4	7	2	0	1	0
Totals	9	3	335	1	1	3	7	2	0	4	7	2	0	1	0

	GP	GS	MIN	G	A	PTS	SHT	GWG	GWA	C	E
2005	1	0	46	0	0	0	0	0	0	0	0

Acquired: Selected in the fourth round (No. 32 overall) of the 2004 MLS SuperDraft.

Departed: Contract expired December 31, 2005.

Szelet, Danny - MID, #17**Hometown: Clifton, NJ**

Regular Season

	GP	GS	MIN	G	A	PTS	SHT	SOG	BK	FC	FS	OF	CK	C	E
2004	8	4	374	0	1	1	6	1	0	12	7	2	0	3	0
2005	16	13	1,117	0	1	1	16	1	0	36	20	0	0	3	0
2006	4	3	237	0	1	1	4	3	0	5	0	0	1	0	0
2007	4	4	329	0	0	0	3	0	0	5	0	0	1	0	0
Totals	30	24	2,107	0	3	3	29	8	0	58	34	2	1	7	0

	GP	GS	MIN	G	A	PTS	SHT	SOG	BK	FC	FS	OF	CK	C	E
2004	2	0	22	0	0	0	2	1	0	1	0	0	0	0	0

	GP	GS	MIN	G	A	PTS	SHT	GWG	GWA	C	E
2005	1	0	26	0	0	0	0	0	0	0	1
2006	1	0	18	0	0	0	0	0	0	0	0
2007	1	1	90	0	0	0	0	0	0	0	1
Totals	3	1	134	0	0	0	0	0	0	0	1

	GP	GS	MIN	G	A	PTS	SHT	SOG	BK	FC	FS	OF	CK	C	E
2004	2	0	22	0	0	0	2	1	0	1	0	0	0	0	0

	GP	GS	MIN	G	A	PTS	SHT	GWG	GWA	C	E
2005	1	0	26	0	0	0	0	0	0	0	1
2006	1	0	18	0	0	0	0	0	0	0	0
2007	1	1	90	0	0	0	0	0	0	0	1
Totals	3	1	134	0	0	0	0	0	0	0	1

Acquired: Rights assigned via weighted lottery on July 22, 2004.

Departed: Transferred to Racing de Santander of the Spanish Primera Division on August 31, 2007.

Thomas, Jacob - FWD, #34
Hometown: Jonestown, TX

											(St. Louis)		Weight: 178		Born: Feb. 14, 1977	
Regular Season											Height: 5-10					
GP	GS	MIN	G	A	PTS	SHT	SOG	BK	FC	FS	OF	CK	C	E		
2006	19	13	1074	1	2	4	21	0	14	33	15	2	1	0		
2007	9	4	402	1	0	2	16	8	4	8	4	0	0	0		
Totals	28	17	1476	2	2	6	37	17	0	41	19	2	1	0		

Acquired: Signed by the Crew on March 28, 2006.
 Departed: Contract expired on Dec. 31, 2007.

Thompson, Billy - MID, #9
Hometown: Cupertino, CA

											(UCLA)		Weight: 140		Born: May 5, 1968	
Regular Season											Height: 5-6					
GP	GS	MIN	G	A	PTS	SHT	SOG	BK	FC	FS	OF	CK	C	E		
1996	24	24	2,074	2	8	12	21	8	0	44	2	32	1	0		
1997	6	4	296	1	1	3	6	4	0	1	6	10	0	0		
1998	29	24	2,191	1	8	10	17	8	1	23	3	35	2	0		
1999	16	9	791	0	1	1	5	2	0	12	4	5	1	0		
Totals	75	61	5,352	4	18	26	49	22	1	44	11	82	4	0		

Playoffs																
GP	GS	MIN	G	A	PTS	SHT	SOG	BK	FC	FS	OF	CK	C	E		
1997	4	3	241	0	0	0	1	1	0	3	0	1	0	0		
1998	4	0	48	0	0	0	1	1	0	2	1	0	0	0		
Totals	7	3	289	0	0	0	2	2	0	5	1	1	0	0		

U.S. Open Cup																						
GP	GS	MIN	G	A	PTS	GWG	GWA	C	E													
1998	2	2	164	0	0	0	0	0	0													

Acquired: Drafted by the Crew in the third round (21st overall) of the 1996 MLS Draft.
 Departed: Waived by the Crew on Feb. 21, 2000.

Testo, David - FWD, #23
Hometown: Arden, NC

											Height: 5-10		Weight: 165		Born: August 7, 1981	
Regular Season																
GP	GS	MIN	G	A	PTS	SHT	SOG	BK	FC	FS	OF	CK	C	E		
2004	17	12	443	0	1	1	4	0	2	6	3	1	0	0		
2005	17	12	1031	1	3	5	7	2	1	22	18	0	6	4		
Totals	33	16	1,474	1	4	6	14	6	1	31	24	1	7	5		

Acquired: Signed as a discovery player, on loan from Richmond (A-League), on February 20, 2004.
 Departed: Was waived on March 1, 2006.

Torres, Daniel - DEF, #4
Hometown: Maravia, Costa Rica

											Height: 5-11		Weight: 158		Born: Oct. 14, 1977	
Regular Season																
GP	GS	MIN	G	A	PTS	SHT	SOG	BK	FC	FS	OF	CK	C	E		
2001	0	0	0	0	0	0	0	0	0	0	0	0	0	0		
2002	25	23	2,085	0	0	0	0	0	45	35	1	0	0	1		
2003	8	6	562	1	0	0	0	1	11	2	0	0	1	0		
Totals	33	29	2,647	1	1	3	1	2	56	40	2	0	8	1		

Playoffs																
GP	GS	MIN	G	A	PTS	SHT	SOG	BK	FC	FS	OF	CK	C	E		
2001	1	0	18	0	0	0	0	0	0	0	0	0	0	0		
2002	4	2	274	0	0	0	0	0	4	1	0	0	1	0		
Totals	5	2	292	0	0	0	0	0	4	1	0	0	1	0		

U.S. Open Cup																
GP	GS	MIN	G	A	PTS	GWG	GWA	C	E							
2001	0	0	0	0	0	0	0	0	0	0	0	0	0	0		
2002	3	2	189	0	0	0	0	0	0	0	0	0	0	0		
2003	0	0	0	0	0	0	0	0	0	0	0	0	0	0		
Totals	3	2	189	0	0	0	0	0	0	0	0	0	0	0		

Acquired: Signed as a discovery player on September 8, 2001.
 Departed: Acquired by Saprissa (Costa Rica) on July 2, 2003.

Traeger, Jake - DEF, #28
Hometown: Littleton, CO

											(Ohio State)		Weight: 165		Born: April 16, 1980	
Regular Season											Height: 5-11					
GP	GS	MIN	G	A	PTS	SHT	SOG	BK	FC	FS	OF	CK	C	E		
2003	1	0	12	0	2	2	1	1	0	0	0	0	0	0		
2004	1	0	3	0	0	0	1	1	0	0	0	0	0	0		
Totals	2	0	15	0	2	2	2	2	0	0	0	0	0	0		

Acquired: Selected in the sixth round (No. 58 overall) of the 2003 MLS SuperDraft.
 Departed: Waived on July 22, 2004.

Vasquez, Eric - MID, #30
Hometown: Miami, FL

											(Central Florida)		Weight: 170		Born: Nov. 18, 1982	
Regular Season											Height: 5-10					
GP	GS	MIN	G	A	PTS	SHT	SOG	BK	FC	FS	OF	CK	C	E		
2005	11	8	703	2	0	4	9	5	0	7	4	1	0	0		
2006	12	4	504	1	0	2	9	2	0	8	1	12	0	0		
Totals	23	12	1,207	3	0	6	18	7	0	15	5	12	0	0		

U.S. Open Cup																
GP	GS	MIN	G	A	PTS	GWG	GWA	C	E							
2005	1	1	120	0	0	0	0	0	1	0	0	0	0	0		
2006	2	2	183	0	1	0	0	0	0	0	0	0	0	0		
Totals	3	3	303	0	1	0	0	0	1	0	0	0	0	0		

Acquired: Selected in the second round (No. 20 overall) of the 2005 MLS Supplemental Draft.
 Departed: Waived in November, 2006.

Virtuoso, Ricardo - FWD, #25
Hometown: Guarapuava, Brazil

											Height: 5-8		Weight: 155		Born: March 1, 1984	
Regular Season																
GP	GS	MIN	G	A	PTS	SHT	SOG	BK	FC	FS	OF	CK	C	E		
2006	10	7	571	1	0	2	15	8	0	15	2	8	1	0		
2007	8	5	451	0	1	1	11	4	0	11	4	17	1	0		
Totals	18	12	1,022	1	1	3	26	12	0	26	6	25	2	0		

Acquired: Signed on May 28, 2006.
 Departed: Waived on March 3, 2008.

Walsh, Diego - MID, #7**Hometown:** Miami, FL**Regular Season**

GP	GS	MIN	G	A	PTS	SHT	SOG	BK	FC	FS	OF	CK	C	E
2003	14	6	612	1	0	2	9	4	0	19	4	3	1	2
U.S. Open Cup	GP	GS	MIN	G	A	PTS	GWG	GWA	C	E				
2003	1	1	90	0	0	0	0	0	0	0				

Acquired: Selected by the Crew in the first round (7th overall) of the 2003 MLS SuperDraft.

Departed: Traded to Kansas City on January 15, 2004 for a conditional pick in the 2005 MLS SuperDraft.

(Southern Methodist)**Height: 6-0****Weight: 180****Born: Dec. 8, 1979****Walker, Jonny - GK, #88****Hometown:** Memphis, TN**Regular Season**

GP	GS	MIN	SHTS	SVS	C/P	GA	GAA	PKG/A	SOG/A	W/L/T	SHU
2005	16	16	1440	87	66	0	1.13			6-8-2	5
2006	16	16	1440	DID NOT PLAY DUE TO INJURY	66	0	1.13			6-8-2	5
Totals	32	32	2880	153	132	0	1.13			12-16-4	10
U.S. Open Cup	GP	GS	MIN	REC	SHT	SVS	GA	GAA	SO	PKG/A	
2005	1	1	120	0-1	26	8	3	3.00	2.25	0	

Acquired: From New York, in exchange for The Crew's natural fourth round pick in the 2006 MLS Supplemental Draft, on July 1, 2005.

Departed: Retired on Jan. 26, 2007.

(Louisville)**Height: 6-3****Weight: 180****Born: Sep. 13, 1974****Ward, Brandon - MID, #21****Hometown:** Westerville, OH**Regular Season**

1996	GP	GS	MIN	G	A	PTS	SHT	SOG	BK	FC	FS	OF	CK	C	E
Acquired:	6	3	304	0	0	0	1	1	0	0	6	0	0	0	0
Departed:	Waived on April 6, 1998.														

Acquired: Selected by the Crew in the sixth round (51st overall) of the 1996 MLS Draft.

Departed: Waived on April 6, 1998.

(Indiana)**Height: 5-9****Weight: 160****Born: Dec. 11, 1972****Ward, Tim - DEF, #20****Hometown:** Waukesha, WI**Regular Season**

	GP	GS	MIN	G	A	PTS	SHT	SOG	BK	FC	FS	OF	CK	C	E
2006	11	6	605	0	0	0	2	1	0	8	13	0	8	1	0
2007	6	6	539	0	0	0	7	2	0	9	7	0	0	0	0
Totals	17	12	1144	0	0	0	9	3	0	17	20	0	8	1	0

Acquired: From New York, in exchange for Chris Henderson, on January 12, 2006.

Departed: Traded to Colorado for Nicolas Hernandez and the Crew's third round selection in the 2009 Supplemental Draft on February 27, 2008.

(Saint Louis)**Height: 6-0****Weight: 165****Born: Feb. 28, 1987****Waryzcha, Robert - MID, #19****Hometown:** Siemkowice, Poland**Regular Season**

	GP	GS	MIN	G	A	PTS	SHT	SOG	BK	FC	FS	OF	CK	C	E
1996	20	20	1,747	2	11	15	45	17	2	34	53	11	83	6	0
1997	31	31	2,722	3	11	17	92	29	1	36	71	14	97	0	0
1998	25	19	1,752	2	10	14	52	17	2	27	29	3	61	4	0
1999	28	23	2,077	3	12	18	48	16	1	29	41	3	105	6	0
2000	30	29	2,646	6	13	25	63	26	3	43	55	1	126	6	1
2001	11	9	710	3	2	8	13	5	1	11	17	0	12	2	1
2002	15	3	495	0	2	2	6	1	0	4	9	0	19	1	0
Totals	160	134	12,149	19	61	99	319	111	10	184	275	22	503	28	2
Playoffs															

Acquired: Signed as the Crew's first discovery player on June 4, 1996.

Departed: Retired on December 16, 2002.

Height: 5-8**Weight: 160****Born: Aug. 20, 1963****Washington, Dante - FWD, #99****Hometown:** Columbia, MD**Regular Season**

	GP	GS	MIN	G	A	PTS	SHT	SOG	BK	FC	FS	OF	CK	C	E
1996	3	0	60	0	0	0	0	1	0	1	0	0	0	0	0
2000	30	28	2541	15	9	39	80	44	0	39	58	17	1	1	0
2001	21	13	1203	7	3	17	38	24	0	13	36	13	0	0	0
2002	21	12	1122	6	2	14	36	19	0	24	28	10	0	0	0
2004	1	0	19	0	0	0	1	1	0	1	0	0	0	0	0
Totals	76	43	4945	28	14	70	156	88	0	78	123	40	1	1	0
Playoffs															

Acquired: From Dallas, in exchange for the Crew's first pick (No. 3 overall) in the 2000 MLS SuperDraft.

Departed: Contract Expired on Dec. 31, 2002.

Acquired: Signed on October 8, 2004.

Departed: Rights traded to Salt Lake, in exchange for an allocation, at the beginning of the 2005 season.

(Radford)**Height: 5-11****Weight: 190****Born: Nov. 21, 1970**

Watson, Mark - DEF, #13**Hometown: Vancouver, BC**

Regular Season

	GP	GS	MIN	G	A	PTS	SHT	SOG	BK	FC	FS	OF	CK	C	E
1996	14	14	1,260	0	0	0	1	0	3	13	12	0	0	2	0

Acquired: Selected by the Crew in the second round (111th overall) of the 1996 MLS Draft.

Departed: Waived on June 28, 1996.

(Univ. of British Columbia)

Height: 6-0

Weight: 170

Born: Sept. 7, 1970

West, Brian - MID/FWD, #17**Hometown: Columbia, MD**

Regular Season

	GP	GS	MIN	G	A	PTS	SHT	SOG	BK	FC	FS	OF	CK	C	E
1998	13	4	478	1	2	4	10	4	0	16	19	5	5	1	0
1999	22	13	1,074	1	4	6	11	3	0	20	16	10	1	1	0
2000	28	24	2,249	6	6	18	30	17	0	44	42	19	0	5	0
2001	21	19	1,637	5	5	15	23	12	1	30	25	10	0	2	0
2002	24	22	1,944	1	8	10	30	11	0	36	31	13	0	3	0
2003	24	17	1,543	4	4	12	20	10	0	24	18	7	0	2	0
Totals	132	99	8,945	18	29	65	124	57	1	170	151	64	6	14	0

Playoffs

	GP	GS	MIN	G	A	PTS	SHT	SOG	BK	FC	FS	OF	CK	C	E
1998	4	2	164	0	0	0	2	2	0	5	1	2	0	0	0
1999	5	2	209	1	1	3	4	2	0	3	2	4	0	0	0
2001	2	1	122	0	0	0	3	1	0	3	1	1	0	0	0
2002	5	1	123	0	1	1	2	1	0	0	1	2	0	0	0
Totals	16	6	618	1	2	4	11	6	0	13	5	8	0	0	0

U.S. Open Cup

	GP	GS	MIN	G	A	PTS	GWG	GWA	C	E
1998	2	1	104	0	1	3	0	0	0	0
1999	3	3	253	1	1	3	0	0	0	0
2000	1	0	45	1	1	3	1	0	0	0
2001	3	3	218	0	0	0	0	0	1	0
2002	4	3	232	0	1	0	1	0	0	0
2003	1	0	11	0	0	0	0	0	0	1
Totals	14	10	863	2	4	8	1	1	1	1

Acquired: Assigned to Columbus as a Project40 player on January 20, 1998.

Departed: Did not resign with the Crew and Major League Soccer after the 2003 season.

Williams, Andy - MID, #8**Hometown: Kingston, Jamaica**

Regular Season

	GP	GS	MIN	G	A	PTS	SHT	SOG	BK	FC	FS	OF	CK	C	E
1998	13	11	976	1	12	14	30	12	0	16	42	3	47	0	0
1999	21	11	1,227	0	3	3	29	8	0	31	34	1	30	0	0
Totals	34	22	2,203	1	15	17	59	20	0	47	76	4	77	0	0

Playoffs

	GP	GS	MIN	G	A	PTS	SHT	SOG	BK	FC	FS	OF	CK	C	E
1998	4	3	253	0	4	4	6	1	0	5	15	3	11	1	0
1999	3	2	164	0	2	2	4	2	0	3	8	0	2	0	0
Totals	7	5	417	0	6	6	10	3	0	8	23	3	13	1	0

U.S. Open Cup

	GP	GS	MIN	G	A	PTS	GWG	GWA	C	E
1998	2	2	189	0	1	1	0	1	0	0
1999	1	0	16	0	0	0	0	0	0	0
Totals	3	2	205	0	1	1	0	1	0	0

Acquired: Signed by the Crew as a discovery option on March 2, 1998.

Departed: Traded to Miami in exchange for the third overall pick in the 2000 MLS SuperDraft.

Williams, Mark - DEF, #4**Hometown: Stalybridge, England**

Regular Season

	GP	GS	MIN	G	A	PTS	SHT	SOG	BK	FC	FS	OF	CK	C	E
2003	5	5	391	0	0	0	3	0	0	16	2	0	0	5	0

U.S. Open Cup

	GP	GS	MIN	G	A	PTS	GWG	GWA	C	E
2003	0	0	0	0	0	0	0	0	0	0

Acquired: Signed as a discovery player on August 20, 2003.

Departed: Contract expired on Dec. 31, 2003.

(Rhode Island)

Height: 5-8

Weight: 155

Born: Sept. 23, 1977

Wingert, Chris - DEF, #6**Hometown: Babylon, NY**

Regular Season

	GP	GS	MIN	G	A	PTS	SHT	SOG	BK	FC	FS	OF	CK	C	E
2004	22	16	1,488	0	2	2	11	5	0	25	15	2	0	4	0
2005	27	20	1,896	0	0	0	10	1	1	50	16	1	0	8	0
Totals	49	36	3,384	0	2	2	21	6	1	75	31	3	0	12	0

Playoffs

	GP	GS	MIN	G	A	PTS	SHT	SOG	BK	FC	FS	OF	CK	C	E
2004	2	2	134	0	0	0	2	1	0	0	3	0	0	0	0

U.S. Open Cup

	GP	GS	MIN	G	A	PTS	GWG	GWA	C	E
2004	2	2	136	0	1	1	0	0	0	0
2005	1	1	120	0	0	0	0	0	0	0
Totals	3	3	256	0	1	1	0	0	0	0

Acquired: Selected in the second round (No. 12 overall) of the 2004 MLS SuperDraft.

Departed: Traded to Colorado on January 20, 2006 for a conditional pick in the 2007 SuperDraft.

(St. John's)

Height: 5-10

Weight: 155

Born: June 16, 1982

Winner, David - GK, #18**Hometown: Davie, FL**

Regular Season

	GP	GS	MIN	SHTS	SVS	C/P	GA	GAA	PKF	SOF	W/L	SHU
1996	7	6	606	39	22	36	16	2.38	2/2	8/22	3-4	0
1997	4	3	271	19	11	9	6	1.99	0/0	1/5	1-2	0
1998	1	0	1	0	0	0	0	0.00	0/0	4/6	0-1	0
Totals	12	9	878	58	33	45	22	2.26	2/2	13/33	4-7	0

Acquired: Called up from the Tampa Bay Cyclones of the USISL on March 19, 1996.

Departed: Waived on June 30, 1998.

(University of Tampa)

Height: 6-1

Weight: 185

Born: April 23, 1971

Woon, Ian - MID, #16

Hometown: Haswell, England					Height: 5-10			Weight: 163			Born: Dec. 14, 1967						
Regular Season																	
2001 U.S. Open Cup	GP	GS	MIN	G	A	PTS	SHT	SOG	BK	FC	FS	OF	CK	C	E		
	3	0	41	0	0	0	2	0	0	4	0	0	0	0	0		
	Cup	GP	GS	MIN	G	A	PTS	GWG	GWA	C	E						
	1	0	45	0	0	0	0	0	0	0	0	0	0	0	0		
2001																	
Acquired:	Signed as a Discovery Player on May 9, 2001.																
Departed:	Traded to Miami on Aug. 16, 2001 in exchange for a conditional pick in the 2002 MLS SuperDraft.																

Wolyniec, John - FWD, #11				(Fordham)				Height: 6-2				Weight: 185				Born: Jan. 24, 1977			
Hometown: Staten Island, NY																			
Regular Season																			
2005	GP	GS	MIN	G	A	PTS	SHT	SOG	BK	FC	FS	OF	CK	C	E				
2006	17	8	890	3	1	7	18	8	0	15	14	6	1	0	0				
Totals	1	0	32	0	0	0	0	0	0	0	0	1	0	0	0				
2005	18	8	922	3	1	7	20	8	0	15	14	7	1	0	0				
Acquired: From New York with a portion of an allocation, in exchange for Ante Razov, on June 7, 2005.																			
Departed: Traded to the Los Angeles Galaxy with Kyle Martino, in exchange for Ned Grabavoy and Joseph Ngwenya on May 12, 2006.																			

Wood, A.J. - FWD, #8			(Virginia)			Weight: 195			Born: August 17, 1973								
Hometown: Cerritos, CA			Height: 6-2														
Regular Season			GP	GS	MIN	G	A	PTS	SHT	SOG	BK	FC	FS	OF	CK	C	E
1997			16	16	1,272	3	3	9	34	10	0	19	10	7	0	0	0
Playoffs			GP	GS	MIN	G	A	PTS	SHT	SOG	BK	FC	FS	OF	CK	C	E
1997			3	3	101	1	0	2	2	1	0	3	1	1	0	0	0
Acquired:			Acquired in a trade with N.Y. in exchange for Brian Bliss on July 8, 1997.														
Departed:			Selected by Chicago on Nov. 6, 1997 in the MLS Expansion Draft.														

Yeagley, Todd - MID/DEF, #6					(Indiana)				Height: 6-0				Weight: 180				Born: Sept. 20, 1972			
Hometown: Bloomington, IN																				
Regular Season																				
	GP	GS	MIN	G	A	PTS	SHT	SOG	BK	FC	FS	OF	CK	C	E					
1996	22	15	1,511	1	2	4	8	3	2	20	14	0	0	1	0					
1997	27	22	1,997	2	1	5	10	5	2	22	35	3	0	2	1					
1998	27	22	1,958	2	2	6	12	5	1	31	39	0	1	5	0					
1999	29	27	2,356	1	1	3	3	2	3	41	31	2	0	5	0					
2000	25	24	2,192	0	0	0	0	0	1	34	33	0	0	2	0					
2001	5	3	254	0	1	1	0	0	0	6	3	1	1	0	0					
2002	5	1	74	0	1	0	1	0	1	4	2	0	0	0	0					
Totals	138	114	10,082	6	8	20	33	16	11	158	157	6	2	15	1					
Playoffs																				
	GP	GS	MIN	G	A	PTS	SHT	SOG	BK	FC	FS	OF	CK	C	E					
1996	3	3	270	0	0	0	2	1	0	5	0	0	2	0	0					
1997	4	4	309	0	0	0	2	0	0	7	6	0	0	1	0					
1998	5	4	419	0	1	1	1	0	0	13	15	0	0	0	0					
1999	5	5	450	0	2	2	0	0	0	4	1	0	0	2	0					
2001	17	16		0	3	3	5	2	0	29	27	0	2	4	0					
Totals	57	57		0	10	10	10	3	0	62	64	0	2	7	0					
U.S. Open Cup																				
	GP	GS	MIN	G	A	PTS	SHT	GWA	C	E										
1998	4	4	315	1	0	2	1	0	0	0	0	0	0	0	0					
1999	3	3	248	0	0	0	0	0	0	0	0	0	0	0	0					
2000	3	3	300	0	0	0	0	0	0	0	0	0	0	0	0					
2001																				
Totals	10	10	863	1	0	2	1	0	0	0	0	0	0	0	0					
Acquired:	Selected by the Crew in the eighth round (71st overall) of the 1996 MLS Draft.																			
Departed:	Retired on June 25, 2002.																			

Young, Paul - FWD, #17	(Syracuse)														
Hometown: St. Catherine, Jamaica	Height: 5-9					Weight: 160					Born: April 11, 1968				
Regular Season	GP	GS	MIN	G	A	PTS	SHT	SOG	BK	FC	FS	OF	CK	C	E
1996	4	1	139	0	1	1	5	4	0	0	4	0	2	0	0
Acquired:	Selected by the Crew in the 13th round (121st overall) of the 1996 MLS Draft.														
Departed:	Waived on June 6, 1996.														

Zayner, Jed - DEF, #24		(Indiana)														
Hometown: Orland Park, IL		Height: 5-11				Weight: 165				Born: December 13, 1984						
Regular Season		GP	GS	MIN	G	A	PTS	SHT	SOG	BK	FC	FS	OF	CK	C	E
2007		2	0	20	0	0	0	0	0	0	0	0	0	0	0	0
2008		6	2	200	0	0	0	2	1	0	2	1	0	0	0	0
2009		20	16	1,467	0	0	0	4	3	0	29	20	0	0	3	0
2010		8	3	389	0	0	0	0	0	0	6	2	0	0	0	0
Totals		36	21	2,076	0	1	1	6	4	0	37	23	0	0	3	0
U.S. Open Cup		GP	GS	MIN	G	A	PTS	GWG	GWA	C	E					
2007					DID NOT PLAY											
2008		2	2	185	0	0	0	0	0	2	0					
2009		1	1	120	0	0	0	0	0	0	0					
2010		2	2	180	0	0	0	0	0	1	0					
Totals		5	5	485	0	0	0	0	0	3	0					
Acquired:		Selected in the second round (No. 13 overall) of the 2006 MLS SuperDraft.														
Departed:		Traded to D.C. United on Aug. 6, 2010 in exchange for second round pick in 2012 MLS SuperDraft.														

CONDENSED ALL-TIME PLAYER REGISTER

Register includes only players with at least one regular season appearance for the Crew or appeared in a Crew reserve game as a rostered member of the team. Players currently on the official Crew roster are not included.

A									
Player	Pos.	Num.	College	Hometown	Ht.	Wt.	Birthdate	Season(s)	
Abukusumo, Ubusuku	D	4	N.C. State	Albuquerque, NM	6-2	175	3/24/77	1997-99	
Adams, Kevin	D	29	-	Hope Village, Tabago	5-9	170	5/20/80	2001	
Aguilera, Roland	M	7	-	Santa Cruz, Bolivia	5-8	150	12/7/78	2000-01	
Akwari, Nelson	D	28	UCLA	Houston, TX	6-0	180	2/4/82	2003-04	
Armas, Steve	M	6	Maryland	Potomac, MD	5-8	155	2/3/77	2000	
Armstrong, Stephen	M	34	Butler	Cape Town, South Africa	5-10	175	7/23/76	2005	

B									
Player	Pos.	Num.	College	Hometown	Ht.	Wt.	Birthdate	Season(s)	
Barclay, Devin	F/M	15	-	Annapolis, MD	5-11	165	4/9/83	2004-05	
Barras Schelotto, Guillermo	M	7	-	La Plata, Argentina	5-8	160	5/4/73	2007-10	
Battelle, Shane	M	7	St. Louis	St. Louis, MO	5-11	165	10/5/71	1996	
Becerra, Ivan	F	19	UC Santa Barbara	Los Angeles, CA	6-2	190	5/22/84	2006	
Bisaku, Leonard	M	21	-	Zagreb, Croatia	5-10	160	10/22/74	2000	
Bliss, Brian	D	8	Southern Connecticut St.	Rochester, NY	5-8	150	9/28/65	1996-97	
Bonseu, Tenywa	D	30	Martin Methodist, TN	Kampala, Uganda	6-1	168	9/28/76	2001	
Brunner, Eric	D	23	Ohio State	Dublin, OH	6-4	170	12/12/86	2009-10	
Buddle, Edson	F	12	State Fair CC, MO	New Rochelle, NY	6-1	170	5/21/81	2001-05	
Burch, Marc	D	13	Maryland	Cincinnati, OH	6-2	190	5/7/84	2006	
Busch, Jon	GK	1	UNC-Charlotte	Albany, NY	5-10	165	8/18/76	2002-06	
Butler, Freddie (Altmont)	M	14	New Hampshire	Brooklyn, NY	5-10	158	7/21/68	1997	

C									
Player	Pos.	Num.	College	Hometown	Ht.	Wt.	Birthdate	Season(s)	
Caligiuri, Paul	D	5	UCLA	Walnut, CA	5-10	175	3/9/64	1996	
Cameron, Knox	F	18	Michigan	Bronx, NY	6-3	201	9/17/83	2005-06	
Cannon, Scott	D	7	Evansville	Evansville, IN	5-9	175	7/22/68	1998	
Carrera, Marcelo	M	22	-	Canton, OH	5-8	160	10/1/63	1996-98	
Carroll, Brian	M	16	Wake Forest	Springfield, VA	5-10	155	7/20/81	2008-10	
Chacon, Alex Pineda	M	22	-	Santa Cruz de Yojoa, Honduras	5-8	150	12/19/69	2003	
Chandler, Aaron	M/F	29	San Francisco	Riverside, CA	6-1	160	10/3/83	2007	
Chulis, Matt	D	5	Virginia	Central Islip, NY	5-10	155	8/29/77	1999-2000	
Clark, Mike	D	3	Indiana	Indianapolis, IN	6-0	180	12/16/72	1996-2003	
Coiner, Ryan	F	99	San Diego	Aliso Viejo, CA	6-1	185	9/7/79	2006	
Cozier, Mac	F	2	UNC-Charlotte	Orange Park, FL	5-8	165	10/23/73	1996	
Cunningham, Jeff	F	11	South Florida	Crystal River, FL	5-8	155	8/21/76	1998-2004, 2011	

D									
Player	Pos.	Num.	College	Hometown	Ht.	Wt.	Birthdate	Season(s)	
DeBrito, John	M	24	Southern Connecticut St.	Waterbury, CT	6-2	176	12/3/68	1999-2001	
Denton, Eric	D/M	6	Santa Clara	Manteca, CA	5-9	155	2/8/78	2002-04	
Dooley, Thomas	D	5	-	Mission Viejo, CA	6-1	170	5/12/61	1997-99	
Dougherty, Mark	GK	1	Fresno St.	Cupertino, CA	6-2	190	11/7/67	1998-2001	
Duhaney, Mike	D/M	15	UNLV	San Diego, CA	5-11	165	4/5/74	2000-01	
Duneth, Brian	D	13	Cal State Fullerton	Upland, CA	6-1	180	3/2/77	2002-03	

E									
Player	Pos.	Num.	College	Hometown	Ht.	Wt.	Birthdate	Season(s)	
Elcock, Ansil	D/M	13	St. Augustine, Trinidad	Caroni, Trinidad	5-11	160	3/17/69	1997-2001	
Ekpo, Emmanuel	M	17	-	Ekor, Nigeria	6-2	165	12/20/87	2008-2011	
Elenio, Corey	M	26	Evansville	Ann Arbor, MI	6-1	165	8/14/86	2008-09	
Elliott, Simon	M	7	Stanford	Wellington, New Zealand	6-0	185	6/10/74	2004-05	
Evans, Brad	M	3	UC-Irvine	Phoenix, AZ	6-1	160	4/20/85	2007-08	

F									
Player	Pos.	Num.	College	Hometown	Ht.	Wt.	Birthdate	Season(s)	
Farrell, Jason	M/F	12	Seattle Pacific	Seattle, WA	5-10	170	12/31/70	1997-2000	
Fraser, Robin	D	4	Florida International	Denver, CO	6-1	175	12/17/66	2004-05	
Friedel, Brad	GK	1	UCLA	Bay Village, OH	6-4	175	5/18/71	1996-97	

G									
Player	Pos.	Num.	College	Hometown	Ht.	Wt.	Birthdate	Season(s)	
Gallardo, Luis	M	21	-	Paso Canoas, Panama	5-8	155	6/27/86	2005	
Garcia, Freddy	M	15	-	Puerto Barrios, Guatemala	5-6	132	1/12/77	2002-03	
Gardner, Josh	M	31	Cincinnati	Brazosport, TX	5-11	180	9/14/82	2011	
Garey, Jason	F	9	Maryland	Gonzales, LA	6-0	180	7/19/84	2006-10	
Gaudette, Bill	GK	18	St. John's	Hummelstown, PA	6-2	200	9/14/81	2003-07	
Glen, Cornell	F	26	-	Port of Spain, Trinidad	5-9	160	10/21/80	2005	
Glen, Jimmy	F	23	Clemson	San Antonio, TX	5-11	180	8/9/72	1998	
Gonzalez, Marcos	D	6	-	Santiago, Chile	6-2	180	6/9/80	2006-07	
Grabavoy, Ned	M	11	Indiana	New Lenox, IL	5-7	155	7/1/83	2006-07	
Gori, Mario	M/D	4	-	Rosario, Argentina	5-7	165	1/6/73	2000	
Greenwood, Ricci	M	17	Seattle Pacific	Seattle, WA	6-2	190	8/8/73	1996	
Gregor, Andrew	M	15	University of Portland	Portland, OR	5-11	160	11/22/75	1998	
Griffin, Leonard	D	4	UCLA	Palmdale, CA	6-1	185	9/11/82	2007-08	
Griffit, Leandre	M	13	-	Maubege, France	5-8	155	5/21/84	2010-2011	

H

Player	Pos.	Num.	College	Hometown	Ht.	Wt.	Birthdate	Season(s)
Harkes, John	M	7	Virginia	Kearny, NJ	5-11	165	3/8/67	2001-02
Harrington, Pat	GK	29	Trent	Montreal, Quebec	6-3	190	4/17/65	1996
Hashimoto, Duke	F/M	29	Southern Methodist	Kapolei, HI	5-7	150	10/29/83	2006
Hejduk, Frankie	D	2	UCLA	Cardiff, CA	5-8	155	8/5/74	2003-10
Henderson, Chris	M	19	UCLA	Everett, WA	5-9	150	12/11/70	2005
Hendrickson, Ezra	D	23	Drake	Layou, St. Vincent	6-4	195	1/16/72	2006-08
Herdsmen, Stephen	D	5	-	Coral Springs, FL	5-11	170	10/6/75	2004-05
Hernandez, Nicolas	M	20	-	Buenos Aires, Argentina	5-10	165	5/4/79	2008
Herrera, Sergio	F	19	-	Barrancabermeja, Colombia	6-0	185	3/15/81	2010
Herron, Andy	F	26	-	Puerto Limon, Costa Rica	5-9	155	3/2/78	2007
Hunter, Ben	F	28	North Carolina	Dancaster, England	6-0	170	6/16/85	2007

I

Player	Pos.	Num.	College	Hometown	Ht.	Wt.	Birthdate	Season(s)
Iribarren, Ricardo	D	4	-	La Plata, Argentina	6-0	175	2/11/67	1996, 1998
Iro, Andy	D	4	Santa Barbara	Liverpool, England	6-5	205	11/26/84	2008-2011

J

Player	Pos.	Num.	College	Hometown	Ht.	Wt.	Birthdate	Season(s)
Jachym, Rob	F	21	Hartford	Meriden, CT	6-0	162	10/28/74	1997
John, Stern	F	14	Mercer CC	Tunapuna, Trinidad	6-1	180	10/30/76	1998-99
Jordan, Matt	GK	22	Clemson	Aurora, CO	6-2	185	10/13/75	2004-05
Joseph, Miles	M/F	8	Clemson	Clifton Park, NY	5-9	165	5/2/74	2000
Josten, George	M	25	Gonzaga	Idaho Falls, ID	6-0	180	5/12/86	2008
Junge, Ryan	D	27	Creighton	Omaha, NE	6-1	170	9/7/84	2007-08

K

Player	Pos.	Num.	College	Hometown	Ht.	Wt.	Birthdate	Season(s)
Kamara, Kei	F	16	Cal State - Dominguez Hills	Kenema, Sierra Leone	6-2	165	9/1/84	2006-07
Kelly, Ryan - DEF, #33	D	33	St. John's	Marlton, NJ	6-1	180	11/1/81	2005
Khumalo, Theophilus (Doctor)	M	15	-	Soweto, South Africa	6-1	170	6/26/67	1996-97
Kitamirike, Joel	D	26	-	London, England	6-0	185	4/5/84	2006
Kmosko, Matt	M	7	Hartwick College	Ship Bottom, NJ	6-1	180	1/8/72	1999
Kotschau, Ritchie	D	3	George Mason	Levittown, NY	5-10	166	11/22/75	2006

L

Player	Pos.	Num.	College	Hometown	Ht.	Wt.	Birthdate	Season(s)
Lagos, Manny	M	11	Wisconsin-Milwaukee	St. Paul, MN	6-0	185	6/11/71	2004-05
Lapper, Mike	D	2	UCLA	Huntington Beach, CA	6-0	172	8/28/70	1997-2002
Leitch, Chris	D	33	North Carolina	Baltimore, OH	5-11	165	4/1/79	2002, 2006
Longo, Mario	M	21	-	Raleigh, NC	5-11	168	12/12/80	2000-01

M

Player	Pos.	Num.	College	Hometown	Ht.	Wt.	Birthdate	Season(s)
Maisonneuve, Brian	M	10	Indiana	Warren, MI	5-11	170	6/28/73	1996-2004
Marino, Pete	F	12	Brevard CC	Pompano Beach, FL	5-7	145	4/24/73	1996-97
Martino, Kyle	M	10	Virginia	Westport, CT	5-10	144	2/19/81	2002-06
Matteo, Jeff	M	24	St. John's	Stormville, NY	5-5	140	8/8/80	2002-03
McBride, Brian	F	20	St. Louis	Arlington Heights, IL	6-0	175	6/19/72	1996-2003
McCarthy, Chad	D	20	Washington	Clovis, CA	5-11	190	10/5/77	2002-03
Mediate, Domenic	M	28	Maryland	Southlake, TX	5-9	165	6/1/82	2005
Mendoza, Andres	F	10	-	Chincha Alta, Peru	6-0	174	4/26/74	2010-2011
Michalik, Janusz	D	4	Tunxis CC	Glastonbury, CT	5-11	170	4/22/66	1996-97
Miglioranzzi, Stefani	D	15	St. John's	Port Chester, NY	6-1	180	9/20/77	2007-08
Miguez, Sergio	D	24	-	San Isidro, Argentina	5-7	150	6/6/67	1997
Miller, Ryan	M	21	Notre Dame	Barrington, IL	5-11	165	12/14/84	2008
Miller, Todd	M	17	Westminster	Salt Lake City, UT	6-1	180	11/29/73	1996-97
Moffat, Adam	M	22	-	Glasgow, Scotland	6-0	175	5/15/86	2007-10
Monome, Obi	M	14	Ohio Wesleyan	Crestline, OH	6-0	180	3/2/75	1996
Moss, Brandon	D	21	New Mexico	Albuquerque, NM	6-1	185	3/12/84	2006-07

N

Player	Pos.	Num.	College	Hometown	Ht.	Wt.	Birthdate	Season(s)
Napoleon, Matt	GK	18	Columbia	Feasterville, PA	6-1	175	8/18/77	1999-2000
Ngwenya, Joseph	F	10	Coastal Carolina	Bulawayo, Zimbabwe	6-1	175	3/30/81	2006-07

O

Player	Pos.	Num.	College	Hometown	Ht.	Wt.	Birthdate	Season(s)
O'Brien, Dayton	M	13	Memphis	Memphis, TN	5-11	155	10/29/83	2006
Oshoniyi, Bo	GK	1	Southern Connecticut St.	Poughkeepsie, NY	6-1	190	11/3/71	1996
Oughton, Duncan	M	8	Cal State Fullerton	Karori, New Zealand	5-9	165	6/14/77	2001-10

P

Player	Pos.	Num.	College	Hometown	Ht.	Wt.	Birthdate	Season(s)
Pacheco, Andrei	D	29	-	Princes Town, Trinidad	6-1	180	9/20/84	2007
Padula, Gino	D	4	-	Lanus, Argentina	5-9	165	7/11/76	2008-10
Palmer, Noah	GK	29	Maryland	Williamsburg, VA	6-3	199	4/21/83	2006
Paule, Ross	M	16	Creighton	Cordova, TN	5-10	160	4/4/76	2003-05
Paz, Adrian	F	11	-	Montevideo, Uruguay	5-11	170	9/9/68	1996
Perea, Trevor	M	26	Duke	Dallas, TX	5-3	135	8/19/81	2003
Peterson, Andrew	D	13	Creighton	Edina, MN	5-11	155	12/2/84	2007-08
Perez, John Wilmar	M	14	-	Medellin, Colombia	5-7	150	2/2/70	2000-02
Pierce, Rusty	D	4	UNC-Greensboro	The Woodlands, TX	5-10	165	7/24/79	2006-07
Pierre-Louis, Ricardo	F	29	Lee	Leogane, Haiti	6-1	180	11/2/84	2008
Plotkin, Brian	M	20	Indiana	Chicago, IL	5-9	150	8/3/84	2008
Popik, Dan	GK	27	St. John's	Long Island, NY	6-3	200	3/23/79	2006
Presthus, Tom	GK	22	Southern Methodist	Edina, MN	6-4	205	4/5/75	2001-03

R

Player	Pos.	Num.	College	Hometown	Ht.	Wt.	Birthdate	Season(s)
Razov, Ante	F	9	UCLA	Los Angeles, CA	6-1	175	3/27/74	2005
Reitz, Jose	M	15	Rancho Santiago JC	Acapulco, Mexico	6-0	170	1/22/79	2006
Ritch, Michael	F	25	Auburn-Montgomery	Montgomery, AL	6-3	190	4/26/81	2003-04
Rodriguez, Mario	M	9	-	Guatemala City, Guatemala	5-9	155	9/14/81	2005
Rogers, Robbie	M	18	Maryland	Huntington Beach, CA	5-11	165	5/12/87	2007-2011
Rozental, Sebastian	M	22	-	Santiago, Chile	5-10	175	9/1/76	2006
Rudman, Silvio	M	25	-	Buenos Aires, Argentina	6-1	180	3/4/69	1997
Rusmir, Dejan	M	22	-	Belgrade, Serbia	6-0	177	1/28/80	2011
Rzepa, Miroslaw	D/M	16	-	Bydgoszcz, Poland	6-0	171	12/27/68	2000

S

Player	Pos.	Num.	College	Hometown	Ht.	Wt.	Birthdate	Season(s)
Salcedo, Jorge	D	7	UCLA	Cerritos, CA	6-1	175	9/27/72	1997
Sanneh, Tony	M/D	20	Wisconsin-Milwaukee	St. Paul, MN	6-2	190	6/1/71	2004
Schell, Dominic	M/D	22	Mobile	Dallas, TX	5-7	155	7/27/77	2000
Schoeni, Kenny	HK	25	Vanderbilt/UC-Irvine	Cincinnati, OH	6-3	185	1/4/84	2008-10
Schulte, Mark	D	13	Dayton	Brecksville, OH	6-3	210	10/4/77	2005
Scott, Erick	F	9	-	Puerto Limon, Costa Rica	5-7	164	5/29/81	2004
Smith, Rob	M	16	South Carolina	Wilmington, DE	5-10	155	8/20/73	1996-2000
Só, Guilherme	F	11	-	Porto Alegre, Brazil	5-11	150	4/22/86	2008
Sommer, Juergen	GK	33	Indiana	Naples, FL	6-5	215	2/27/69	1998-99
Storey, Marcus	M	8	North Carolina	Houston, TX	5-9	155	11/9/82	2005
Sutton, Jamal	F	27	-	Wichita, KS	5-9	160	3/22/82	2004-05
Szetela, Danny	M	17	-	Clifton, NJ	6-0	172	6/7/87	2004-07

T

Player	Pos.	Num.	College	Hometown	Ht.	Wt.	Birthdate	Season(s)
Thomas, Jacob	F	34	St. Louis	Jonestown, TX	5-10	178	2/14/77	2006-07
Thompson, Billy	M	9	UCLA	Cupertino, CA	5-6	140	5/5/68	1996-99
Testo, David	F	23	-	Arden, NC	5-10	165	8/7/81	2004-05
Torres, Daniel	D	4	-	Maravia, Costa Rica	5-11	158	10/14/77	2001-03
Traeger, Jake	D	28	Ohio State	Littleton, CO	5-11	165	4/16/80	2003-04

V

Player	Pos.	Num.	College	Hometown	Ht.	Wt.	Birthdate	Season(s)
Vasquez, Eric	M	30	Central Florida	Miami, FL	5-10	170	11/18/82	2005-06
Virtuoso, Ricardo	F	25	-	Guarapuava, Brazil	5-8	155	3/1/84	2006-07

W

Player	Pos.	Num.	College	Hometown	Ht.	Wt.	Birthdate	Season(s)
Walsh, Diego	M	7	Southern Methodist	Miami, FL	6-0	180	12/8/79	2003
Walker, Jonny	GK	88	Louisville	Memphis, TN	6-3	180	9/13/74	2005-06
Ward, Brandon	M	21	Indiana	Westerville, OH	5-9	160	12/11/72	1996
Ward, Tim	D	20	St. Louis	Waukesha, WI	6-0	165	2/28/87	2006-07
Warzycha, Robert	M	19	-	Siemkowice, Poland	5-8	160	8/20/63	1996-2002
Washington, Dante	F	99	Radford	Columbia, MD	5-11	190	11/21/70	1996, 2000-02, 2004
Watson, Mark	D	13	British Columbia (Canada)	Vancouver, BC	6-0	170	9/7/70	1996
West, Brian	M/F	17	Virginia	Columbia, MD	5-9	155	6/10/78	1998-2003
Williams, Andy	M	8	Rhode Island	Kingston, Jamaica	5-8	155	9/23/77	1998-99
Williams, Mark	D	4	-	Stalybridge, England	6-0	169	9/28/70	2003
Wingert, Chris	D	6	St. John's	Babylon, NY	5-10	155	6/16/82	2004-05
Winnier, David	GK	18	Tampa	Davie, FL	6-1	185	4/23/71	1996-98
Woon, Ian	M	16	-	Heswall, England	5-10	163	12/14/67	2001
Wolyniec, John	F	11	Fordham	Staten Island, NY	6-2	185	1/24/77	2005-06
Wood, A.J.	F	8	Virginia	Cerritos, CA	6-2	195	8/17/73	1997

Y

Player	Pos.	Num.	College	Hometown	Ht.	Wt.	Birthdate	Season(s)
Yeagley, Todd	M/D	6	Indiana	Bloomington, IN	6-0	180	9/20/72	1996-2002
Young, Paul	F	17	Syracuse	St. Catherine, Jamaica	5-9	160	4/11/68	1996

Z

Player	Pos.	Num.	College	Hometown	Ht.	Wt.	Birthdate	Season(s)
Zayner, Jed	D	24	Indiana	Orland Park, IL	5-11	165	12/13/84	2006-10

FSOHIO™

FOXSPORTS OHIO.COM

PROUD TO BE THE
NEW HOME OF
THE COLUMBUS CREW!



FOXSportsOhio



FOXSportsOH



JEFF CUNNINGHAM

**CREW & MLS ALL-TIME
GOAL SCORING LEADER**



CREW RECORDS

REGULAR SEASON TEAM RECORDS

GAME

Goals	
Most Goals-Game	6, three times (last: 10/26/03 vs. CHI)
Most Goals Allowed-Game	6, twice (last: 8/27/11 @ SEA)
Most Goals-Half	6 (10/26/03 vs. CHI - 2nd)
Most Goals Allowed-Half	5 (5/2/96 @ K.C. - 2nd)
Most Goals Combined-Game	10 (5/2/96 @ K.C.)
Most Goals Combined-Half	8 (5/2/96 @ K.C. - 2nd)
Fewest Combined Goals-Game	0, 26 times (last: 7/16/11 vs. S.J.)
Fastest Goal Scored from Start of Game	2', four times (last: Moreno 9/30/07 vs. L.A.)
Fastest Goal Allowed from Start of Game	45 seconds, Rammel, (7/28/96 @ D.C.)
Fastest Goal Scored from Start of the Second Half	19 seconds (46'), Rogers, (9/18/08 vs. N.Y.)
Fastest Goal Allowed from Start of the Second Half	1' (46'), twice (last: Ramos 9/24/98 vs. T.B.)
Fastest Goal Scored from Start of OT	9' (99'), Cunningham (5/19/01 vs. D.C.)
Fastest Goal Allowed from Start of OT	1' (91'), Chung (8/16/03 @ COL)
Fastest Two Goals Scored in Row	1', six times (last: Cameron 45' and 46', 7/23/05 vs. K.C.)
Fastest Two Goals Allowed in Row	1', (9/15/07 @ K.C.)
Fastest Three Goals Scored in Row	5', twice (last: Iribarren 55', McBride 57' and Paz 60', 8/10/96 vs. D.C.)
Fastest Three Goals Allowed in Row	9' (5/14/05 vs. K.C.)
Most Unanswered Goals	6, twice (last: 10/26/03 vs. CHI, 6-2)
Most Unanswered Goals Against	5 (5/15/96 @ D.C., 5-2)

Points	
Most Points-Game	23 (6/16/01 vs. T.B.)
Most Points Against-Game	18, twice (last: 3/18/00 @ T.B.)
Most Points-Half	21 (10/26/03 vs. CHI - 2nd)
Most Points Against-Half	14 (5/2/96 vs. K.C. - 2nd)
Most Points Combined-Game	29 (5/2/96 vs. K.C.)
Most Points Combined-Half	21, twice (last: 10/26/03 vs. CHI - 2nd)

Assists	
Most Assists-Game	11 (6/16/01 vs. T.B.)
Most Assists Against-Game	8, twice (last: 6/30/01 @ MIA)
Most Assists-Half	9 (10/26/03 vs. CHI - 2nd)
Most Assists Against-Half	6, twice (last: 6/30/01 @ MIA - 1st)
Most Assists Combined-Game	13 (6/16/01 vs. T.B.)
Most Assists Combined-Half	9, twice (last: 10/26/03 vs. CHI - 2nd)

Shots	
Most Shots-Game	31 (7/13/97 vs. DAL)
Most Shots Against-Game	28, twice (last: 8/13/03 vs. CHI)
Most Shots-Half	21, twice (last: 4/24/99 @ DAL - 2nd)
Most Shots Against-Half	19 (5/27/00 @ MIA - 2nd)
Most Shots Combined-Game	48 (9/16/98 vs. COL)
Most Shots Combined-Half	31 (5/27/00 @ MIA - 2nd)
Most Shots-OT	4, twice (last: 4/5/03 vs. L.A.)
Most Shots Against-OT	5 (4/6/02 vs. N.Y.)
Most Shots Combined-OT	7 (6/17/00 @ COL)
Fewest Shots-Game	3 (5/20/06 @ CHI)
Fewest Shots Against-Game	3, (last: 10/17/09 @ D.C.)
Fewest Shots-Half	0, twice (last: 8/25/07 @ HOU - 2nd)
Fewest Shots Against-Half	0, three times (last: 10/17/09 @ D.C. - 2nd)
Fewest Shots Combined-Game	13, three times (last: 10/17/09 @ D.C.)
Fewest Shots Combined-Half	4, three times (last: 10/17/09 @ D.C. - 2nd)
Fewest Shots-OT	0, 11 times (last: 9/28/03 @ N.E.)
Fewest Shots Against-OT	0, seven times (last: 10/19/03 @ D.C.)
Fewest Shots Combined-OT	0 (6/3/00 vs. D.C.)

Shots on Goal (SOG)	
Most SOG-Game	16 (10/26/03 vs. CHI)
Most SOG Against-Game	14 (6/5/99 @ D.C.)
Most SOG Half	11 (4/18/98 vs. MIA)
Most SOG Against-Half	9, five times (last: 7/15/06 @ D.C. - 1st)
Most SOG Combined-Game	24 (5/27/00 @ MIA)
Most SOG Combined-Half	15 (5/2/96 @ K.C. - 2nd)
Most SOG-OT	2, three times (last: 5/31/03 vs. N.Y.)
Most SOG Against-OT	4 (5/12/02 @ D.C.)
Most SOG Combined-OT	5 (5/12/02 @ D.C.)
Fewest SOG-Game	0, five times (last: 6/12/11 vs. CHI)
Fewest SOG Against-Game	0 (9/4/10 @ D.C.)
Fewest SOG Half	0, 81 times (last: 10/2/11 vs. D.C. - 1st)
Fewest SOG Against-Half	0, 56 times (last: 9/17/11 @ PHI - 2nd)
Fewest SOG Combined-Game	2 (9/4/10 @ D.C.)
Fewest SOG Combined-Half	0, twice (last: 9/17/11 @ PHI - 2nd)
Fewest SOG-OT	0, 22 times (last: 10/4/03 vs. D.C.)
Fewest SOG Against-OT	0, 16 times (last: 10/19/03 @ D.C.)
Fewest SOG Combined-OT	0, 12 times (last: 9/6/03 @ CHI)

Penalty Kicks (PK)

Most PK Goals-Game	2 (9/14/11 vs. HOU)
Most PK Goals Against-Game	2 (7/30/97 @ D.C.)
Most PK Goals-Half	2 (9/14/11 vs. HOU 2nd)
Most PK Goals Against-Half	1, 57 times (last: 9/28/11 @ KC 1st)
Most PK Goals Combined-Game	2, 13 times (last: 9/14/11 vs. HOU)
Most PK Goals Combined-Half	2, seven times (last: 9/14/11 vs. HOU 2nd)
PK Goals in OT	None
PK Goals Against in OT	None
Most PK Attempts-Game	2, three times (last: 9/14/11 vs. HOU)
Most PK Attempts Against-Game	2, three times (last: 6/6/04 @ N.E.)
Most PK Attempts-Half	2, three times (last: 9/14/11 vs. HOU - 2nd)
Most PK Attempts Against-Half	2, twice (last: 6/6/04 @ N.E. - 2nd)
Most PK Attempts Combined-Game	3, twice (last: 6/6/04 @ N.E.)
Most PK Attempts Combined-Half	3 (6/6/04 @ N.E. - 2nd)
PK Attempts in OT	None
PK Attempts Against in OT	None

Blocks

Most Blocks-Game	4 (4/27/96 @ N.Y.)
Most Blocks (Opponent)-Game	4 (5/2/96 @ K.C.)
Most Blocks Combined-Game	4, three times (last: 5/3/03 @ K.C.)

Fouls Committed (FC)

Most FC-Game	29 (7/31/02 @ N.Y.)
Most FC (Opponent)-Game	31 (5/25/02 vs. DAL)
Most FC-Half	16 (7/31/02 @ N.Y. - 2nd)
Most FC (Opponent)-Half	19, twice (last: 6/12/02 @ N.E. - 2nd)
Most FC Combined-Game	53 (10/10/99 vs. CHI)
Most FC Combined-Half	28 (10/10/99 vs. CHI - 2nd)
Most FC-OT	4, twice (last: 8/31/02 vs. N.E.)
Most FC (Opponent)-OT	4, four times (last: 10/19/03 @ D.C.)
Most FC Combined-OT	6, twice (last: 10/19/03 @ D.C.)
Fewest FC-Game	3 (5/19/96 vs. COL)
Fewest FC-Half	0, twice (last: 7/4/96 @ T.B. - 2nd)
Fewest FC Combined-Game	14 (8/16/06 vs. RSL)
Fewest FC Combined-Half	4 (7/28/96 @ D.C. - 2nd)
Fewest FC-OT	0, eight times (last: 9/6/03 @ CHI)
Fewest FC (Opponent)-OT	0, five times (last: 7/5/03 vs. DAL)
Fewest FC Combined-OT	0 (8/16/03 @ COL)

Fouls Suffered (FS)

Most FS-Game	31 (5/25/02 vs. DAL)
Most FS (Opponent)-Game	29 (7/31/02 @ N.Y.)
Most FS-Half	19 (8/29/01 @ CHI - 2nd)
Most FS (Opponent)-Half	16 (7/31/02 @ N.Y.)
Most FS Combined-Game	52 (10/10/99 vs. CHI)
Most FS Combined-Half	28 (10/10/99 vs. CHI - 2nd)
Most FS-OT	4 (5/25/02 vs. DAL)
Most FS (Opponent)-OT	4, twice (last: 8/31/02 vs. N.E.)
Most FS Combined-OT	5, five times (last: 5/25/02 vs. DAL)
Fewest FS-Game	2 (8/5/11 @ COL)
Fewest FS-Half	0 (last: 8/5/11 @ COL - 2nd)
Fewest FS Combined-Game	11, twice (last: 8/5/11 @ COL)
Fewest FS Combined-Half	4 (7/28/96 @ D.C. - 2nd)
Fewest FS-OT	0, three times (last: 8/31/02 vs. N.E.)
Fewest FS (Opponent)-OT	0, six times (last: 7/20/02 vs. COL)
Fewest FS Combined-OT	1, five times (last: 7/20/02 vs. COL)

Offsides

Most Offsides-Game	15 (10/15/11 @ N.E.)
Most Offsides (Opponent)-Game	10, twice (last: 6/18/05 @ N.Y.)
Most Offsides-Half	8 (10/15/11 @ N.E. - 1st)
Most Offsides (Opponent)-Half	7 (8/16/97 vs. D.C. - 2nd)
Most Offsides Combined-Game	18, twice (last: 6/18/05 @ N.Y.)
Most Offsides Combined-Half	10 (7/7/96 @ COL - 1st)
Most Offsides-OT	1, five times (last: 5/3/03 @ K.C.)
Most Offsides (Opponent)-OT	2 (5/5/01 vs. MIA)
Most Offsides Combined-OT	3 (5/5/01 vs. MIA)

Corner Kicks (CK)

Most CK-Game	18 (5/10/08 @ S.J.)
Most CK Against-Game	17 (7/27/08 @ COL)
Most CK-Half	11 (5/10/08 @ S.J. - 2nd)
Most CK Against-Half	11 (7/27/08 @ COL)
Most CK Combined-Game	25 (5/10/08 @ S.J.)
Most CK Combined-Half	15 (7/25/98 vs. DAL - 2nd)
Most CK-OT	3 (6/17/00 @ COL)
Most CK Against-OT	2, five times (last: 10/4/03 vs. D.C.)
Most CK Combined-OT	4 (6/17/00 @ COL)

Cautions (Yellow Cards)

Most Cautions-Game	6, twice (last: 9/28/03 @ N.E.)
Most Cautions (Opponent)-Game	6 (last: 4/28/99 @ K.C.)
Most Cautions-Half	4, six times (last: 10/25/09 vs. N.E. - 2nd)
Most Cautions (Opponent)-Half	5, twice (last: 7/29/98 @ MIA - 1st)
Most Cautions Combined-Game	11 (9/1/01 vs. N.E.)
Most Cautions Combined-Half	8 (7/29/98 @ MIA - 2nd)
Most Cautions-OT	1, seven times (last: 10/19/03 @ D.C.)
Most Cautions (Opponent)-OT	2 (10/19/03 @ D.C.)
Most Cautions Combined-OT	3 (10/19/03 @ D.C.)

Ejections (Red Cards)

Most Ejections-Game	2, twice (last: 9/16/06 @ N.Y.)
Most Ejections (Opponents)-Game	2, three times (last: 4/12/08 vs. CHV)
Most Ejections-Half	2 (5/19/01 vs. D.C. - 2nd)
Most Ejections (Opponent)-Half	2, twice (last: 4/12/08 vs. CHV)
Most Ejections Combined-Game	3, twice (last: 9/16/06 @ N.Y.)
Most Ejections Combined-Half	2, 12 times (last: 10/16/10 @ TOR - 2nd)
Most Ejections-OT	1 (9/7/02 @ S.J.)
Most Ejections (Opponent)-OT	1, twice (last: 10/19/03 @ D.C.)
Most Ejections Combined-OT	1, three times (last: 10/19/03 @ D.C.)

Shootouts (SO) (1996-99)

Most SO Goals	4, three times (last: 9/18/99 @ N.E.)
Most SO Goals Allowed	3, seven times (last: 8/22/99 vs. T.B.)
Most SO Goals Combined	7, three times (last: 6/13/98 @ D.C.)
Most SO Attempts	9, twice (last: 8/14/96 @ DAL)
Most SO Attempts Against	9, twice (last: 8/14/96 @ DAL)
Most SO Attempts Combined	18, twice (last: 8/14/96 @ DAL)
Most Consecutive SO Goals	4, twice (last: 9/18/99 @ N.E.)
Most Consecutive SO Goals Allowed	4, three times (last: 7/3/98 @ S.J.)
Most Consecutive SO Goals Combined	5 (5/27/98 @ K.C.)
Most Consecutive SO Misses	4 (7/7/99 vs. D.C.)
Most Consecutive SO Attempts Missed Against	6, twice (last: 8/14/96 @ DAL)
Most Consecutive SO Misses Combined	10 (6/27/96 @ N.E.)
Largest Margin of Victory	
Home	5 goals, twice (last: 6/16/01 vs. T.B., 6-1)
Road	4 goals, twice (last: 8/18/02 @ K.C., 4-0)
Largest Deficit Overcome	2 goals, three times (last: 10/26/03 vs. CHI, 6-2)

Largest Margin of Defeat

Home	4 goals, three times (last: 9/18/10 vs. SEA, 0-4)
Road	4 goals, four times (last: 5/19/07 @ N.Y., 0-4)
Largest Lead Blown	2 goals, seven times (last: 9/28/03 @ N.E., 2-3)

SEASON

Wins

Most Wins	19 (1999)
Most Home Wins	11, three times (1997, 1998, 2008)
Most Road Wins	9 (1999)
Most Regulation Wins	17 (2008)
Most Overtime Wins	1, four times (2000, 2001, 2002, 2003)
Most Shootout Wins	6 (1999)
Fewest Wins	8 (2006)
Fewest Home Wins	4 (2006)
Fewest Road Wins	4, 11 times (1997, 1998, 2000, 2003, 2004, 2005, 2006, 2007, 2009, 2010, 2011)
Fewest Regulation Wins	8 (2006)
Fewest Overtime Wins	1, four times (2000, 2001, 2002, 2003)
Fewest Shootout Wins	0 (1998)

Losses

Most Losses	17, three times (1996, 1997, 1998)
Most Home Losses	8, twice (1996, 2005)
Most Road Losses	12, twice (1997, 1998)
Most Regulation Losses	16, twice (2000, 2005)
Most Overtime Losses	3 (2002)
Most Shootout Losses	5, twice (1996, 1998)
Fewest Losses	5 (2004)
Fewest Home Losses	1 (2001)
Fewest Road Losses	3 (2004)
Fewest Regulation Losses	5 (2004)
Fewest Overtime Losses	0, twice (2000, 2001)
Fewest Shootout Losses	4, twice (1997, 1999)

Ties

Most Ties	13 (2003)
Most Home Ties	6, twice (2003, 2006)
Most Road Ties	8 (2004)
Fewest Ties	5, three times (2000, 2002, 2005)
Fewest Home Ties	1 (2005)
Fewest Road Ties	1, twice (2001, 2002)

Most Consecutive Wins

Overall	8 (8/4/96 @ L.A. to 9/15/96 vs. N.Y.)
Home	6 (8/16/08 vs. DAL to 10/26/08 vs. D.C.)
Road	3, twice (last: 4/3/99 @ T.B. to 4/17/99 @ N.E.)

Longest Unbeaten Streaks

Overall	18 (8-0-10, 7/3/04 vs. CHI to 10/16/04 @ COL)
Home	22 (16-0-6, 6/28/08 vs. COL to 9/26/09 vs. L.A.)
Road	9 (2-0-7, 7/10/04 @ DAL to 10/16/04 @ COL)
Over the course of more than one season	19 (9-0-10, 7/3/04 vs. CHI - 4/2/05 vs. L.A.)

Most Consecutive Losses

Overall	6 (5/17/97 @ COL to 6/15/97 vs. COL)
Home	6 (5/19/96 vs. COL to 7/20/96 vs. S.J.)
Road	6, twice (last: 5/17/03 @ S.J. to 8/16/03 @ COL)

Longest Winless Streaks

Overall	13 (0-7-6, 6/10/06 vs. K.C. to 8/16/06 vs. RSL)
Home	8 (0-4-4, 5/20/06 vs. D.C. to 8/16/06 vs. RSL)
Road	9 (0-6-3, 4/9/05 @ N.E. to 8/14/05 @ N.Y.)

Most Consecutive Ties

Overall	4, (6/21/06 vs. N.E. to 7/4/06 @ HOU)
Home	3 (3/28/09 vs. TOR to 4/25/09 vs. CHI)
Road	5 (7/10/04 @ DAL to 8/29/04 @ N.Y.)

Overtime Games (OT)

Most OT Games	12 (2003)
Most Home OT Games	6, twice (2001, 2003)
Most Road OT Games	6 (2003)
Most OT Games	6 (2000)
Fewest Home OT Games	4 (2000)
Fewest Road OT Games	1 (2001)

Most Consecutive OT Games

Overall	3, twice (last: 9/20/03 @ N.Y. to 10/4/03 vs. D.C.)
Home	3 (5/19/01 vs. D.C. to 6/2/01 vs. L.A.)
Road	3 (9/6/03 @ CHI to 9/28/03 @ N.E.)

Standings Points

Most Standings Points Earned	57 (2008)
Fewest Standings Points Earned	33 (2006)

Most Points Scored

Most Points Scored	224 (1998)
Fewest Points Scored	84 (2006)

Goals

Most Goals	67 (1998)
Most Goals Allowed	60 (1996)
Fewest Goals	30 (2006)
Fewest Goals Allowed	31 (2009)
Most Shutouts Recorded	11 (2010)
Most Shutouts Recorded Against	11, twice (2006, 2011)
Highest Goals-Per-Game Average	2.03 (1998)
Lowest Goals-Per-Game Average	.94 (2006)
Highest Goals-Against-Per-Game Average	1.88 (1996)
Lowest Goals-Against-Per-Game Average	1.03 (2009)
Most Consecutive Minutes Without Goal	420' (4/3/04 vs. N.Y. to 5/8/04 @ D.C.)
Most Consecutive Minutes Without a Goal by Opponent	413' (3/19/11 @ D.C. to 4/23/11 @ TOR)
Most Consecutive Games with a Goal	27 (8/16/08 vs. DAL to 7/4/09 vs. D.C.)
Most Consecutive Games without a Goal	3, twice (last: 4/17/04 @ KC to 5/1/04 vs. DAL)
Most Consecutive Games with a Goal by Opponents	14 (5/11/96 vs. N.E. to 7/20/96 vs. S.J.)
Most Consecutive Games without a Goal by Opponents	3, three times (last: 8/1/09 at COL to 8/15/09 vs. DAL)

Assists

Most Assists	90 (1998)
Most Assists Against	82 (2000)
Fewest Assists	24 (2006)
Fewest Assists Against	28, twice (2007, 2009)

Shots

Most Shots	504 (1998)
Most Shots Against	514 (1998)
Fewest Shots	331 (2001)
Fewest Shots Against	332 (2009)

Shots on Goal (SOG)

Most SOG	202 (1996)
Most SOG Against	221 (1998)
Fewest SOG	137, twice (2005, 2010)
Fewest SOG Against	125 (2010)

Game-Winning Goals (GWG)

Most GWG	17 (2008)
Fewest GWG	8 (2006)

Game-Winning Assists (GWA)	
Most GWA	22 [1998]
Fewest GWA	6 [2006]
Penalty Kicks (PK)	
Most PK Goals	9 [2011]
Most PK Goals Allowed	8 [2003]
Most PK Attempts	9 [2011]
Most PK Attempts Against	8, twice [2003, 2004]
Fewest PK Goals	1, twice [1999, 2001]
Fewest PK Goals Allowed	1, twice [2006, 2009]
Fewest PK Attempts	1 [2001]
Fewest PK Attempts Against	2, twice [2006, 2009]
Most Consecutive Games with a PK Goal	2, four times (last: 9/13/09 vs. HOU to 9/20/09 @ CHI)
Most Consecutive Games with a PK Goal by Opponent	3 [8/9/03 @ L.A. to 8/16/03 @ COL]
Most Consecutive Games with a PK Attempt	3, twice (last: 5/28/05 vs. N.Y. to 6/18/05 @ N.Y.)
Most Consecutive Games with a PK Attempt by Opponent	3 [8/9/03 @ L.A. to 8/16/03 @ COL]
Blocks	
Most Goalmouth Blocks	13, twice [1996, 2000]
Most Goalmouth Blocks by Opponent	18 [1996]
Fewest Goalmouth Blocks	4 [2009]
Fewest Goalmouth Blocks by Opponent	3 [2006]
Fouls Committed (FC)	
Most FC	512 [2006]
Fewest FC	326 [2008]
Fouls Suffered (FS)	
Most FS	543 [2000]
Fewest FS	375 [2009]
Offsides	
Most Offsides	117, twice [2006, 2011]
Most Offsides by Opponent	117 [1996]
Fewest Offsides	72 [2001]
Fewest Offsides by Opponent	32 [1998]
Corner Kicks (CK)	
Most CK	188 [1998]
Most CK by Opponent	188 [1998]
Fewest CK	123 [2001]
Fewest CK by Opponent	127 [2007]
Cautions (Yellow Cards)	
Most Cautions	65 [2003]
Most Cautions by Opponent	72 [2000]
Fewest Cautions	33 [1997]
Fewest Cautions by Opponent	45 [2010]
Most Games Between Cautions	5 [6/20/07 vs. K.C. to 7/22/07 vs. TOR]
Ejections (Red Cards)	
Most Ejections	7 [2009]
Most Ejections by Opponent	8, twice [1998, 2011]
Fewest Ejections	0 [1999]
Fewest Ejections by Opponent	1 [2005]
Most Games Between Ejections	49 [8/8/98 vs. N.E. to 4/15/00 @ N.Y.]
Shootouts (SO) (1996-99)	
Most SO Games	10 [1999]
Fewest SO Games	5 [1998]
Longest SO	9 rounds, twice (last: 8/14/96 @ DAL)
Most SO Goals	20 [1999]
Fewest SO Goals	11 [1998]
Most SO Attempts	46 [1996]
Fewest SO Attempts	25 [1998]
Most SO Goals Allowed	23 [1996]
Fewest SO Goals Allowed	6, twice [1997, 1999]
Most SO Attempts Against	48 [1996]
Fewest SO Attempts Against	24 [1998]
Most Consecutive Games Going to a SO	5 [6/1/96 @ S.J. to 6/27/96 @ N.E.]
Most Consecutive Games Without a SO	9 [5/22/97 @ K.C. to 7/20/97 vs. N.E.]
Most Consecutive SO Wins	3 [5/29/99 vs. L.A. to 6/30/99 vs. S.J.]
Most Consecutive SO Losses	5 [4/26/98 @ D.C. to 9/27/98 @ D.C.]

REGULAR SEASON INDIVIDUAL RECORDS

GAME

Goals

Most Goals	4 (Buddle 9/18/04 vs. N.Y.)
Most Goals Against	3, seven times (last: Neagle, 8/27/11 @ SEA)

Assists

Most Assists	3, three times (last: Washington 6/24/00 vs. N.E.)
Most Assists Against	3, three times (last: Klein 5/14/05 vs. K.C.)
Consecutive Games with an Assist	7, A. Williams (7/29/98 @ MIA to 9/9/98 @ MIA)

Points

Most Points	8, twice (last: Buddle, 4g 9/18/04 vs. N.Y.)
Most Points Against	7, Rammel, 3g-1a (5/15/96 @ D.C.)
Consecutive Games with a Point	8, Cunningham, 3g-9a (7/4/01 @ L.A. to 8/15/01 vs. DAL)

Shots

Most Shots	10, Cunningham (5/31/03 vs. N.Y.)
Most Shots Against	9, three times (last: Djorkaeff 8/14/05 @ N.Y.)

Shots on Goal (SOG)

Most SOG	6, twice (last: Buddle 9/18/04 vs. N.Y.)
Most SOG Against	7, Razov (8/13/03 vs. CHI)

Penalty Kicks (PK)

Most PK Goals	2, Mendoza (9/14/11 vs. HOU)
Most PK Goals Against	1, 50 times (last: Joseph 9/25/10 @ N.E.)
Most PK Attempts	2, Mendoza (9/14/11 vs. HOU)
Most PK Attempts Against	1, 69 times (last: Joseph 9/25/10 @ N.E.)

Blocks

Most Blocks	3, twice (last: Marshall 6/6/04 @ N.E.)
Most Blocks Against	2, 10 times

Fouls Committed (FC)

Most FC	9, Maisonneuve (5/10/03 vs. COL)
Most FC Against	8, Kovalenko (10/19/03 @ D.C.)

Fouls Suffered (FS)

Most FS	9, McBride (4/1/00 vs. CHI)
Most FS Against	12, Blanco (8/4/07 @ CHI)

Offsides

Most Offsides	7, twice (last: John 7/7/99 vs. D.C.)
Most Offsides Against	6, Thompson (9/30/06 vs. DAL)

Corner Kicks (CK)

Most CK	18, Schelotto (5/10/08 @ S.J.)
Most CK Against	13, Cooke (7/27/08 @ COL)

Goal Streaks

Fastest Goal Scored from Opening Kickoff	2', four times (last: Moreno 9/30/07 vs. L.A.)
Fastest Goal Scored from 2nd Half Kickoff	19 seconds, Rogers (9/18/08 vs. N.Y.)
Fastest Two Goals Scored in a Row	1', twice (last: 7/23/05 vs. K.C.)
Fastest Hat Trick (3 goals)	10', John (8/16/98 vs. K.C.)
Fastest Four Goals Scored in a Row	65', Buddle (9/19/04 vs. N.Y.)
Most Goals In Consecutive Games	5, John - 3 games (8/16/98 vs. COL to 8/22/98 vs. T.B.)
Consecutive Games with a Goal (one season)	5, McBride (3/21/98 @ T.B. to 4/26/98 @ D.C.)
Consecutive Games with a Goal (over two seasons)	6, John (9/16/98 vs. COL to 4/8/99 @ L.A.)

Games Played Streaks

Most Consecutive Games Played	50, Maisonneuve (7/28/96 @ D.C. to 4/26/98 @ D.C.)
Most Consecutive Games Started	34, Dunseth (4/4/02 vs. N.Y. to 5/24/03 vs. N.E.)

Youngest Player Records

Youngest to Appear in a Game	Szetela (17 yrs., 61 days) 8/7/04 @ N.E.
Youngest to Start a Game	Szetela (17 yrs., 117 days) 10/2/04 vs. CHI
Youngest to Score a Goal	Gaven (19 yrs., 252 days) 7/4/06 @ HOU
Youngest to Record an Assist	Szetela (17 yrs., 131 days) 10/16/04 @ COL

Oldest Player Records

Oldest to Appear in a Game	Warzycha (39 yrs., 25 days) 9/14/02 vs. CHI
Oldest to Start a Game	Warzycha (39 yrs., 18 days) 9/7/02 @ S.J.
Oldest to Score a Goal	Warzycha (38 yrs., 12 days) 9/1/01 vs. N.E.
Oldest to Record an Assist	Warzycha (39 yrs., 18 days) 9/7/02 @ S.J.

GOALKEEPING

Shots On Goal Faced (SF)

Most SF	14, Dougherty (6/5/99 @ D.C.)
Most SF - Opponent	14, Cassar (4/18/98 vs. MIA)
Fewest SF	0, (Hesmer 9/4/10 @ D.C.)
Fewest SF - Opponent	0, four times (last: Thornton 3/23/02 vs. CHI)

Saves

Most Saves	12, twice (last: Busch 8/29/04 @ N.Y.)
Most Saves-Opponent	11, Cannon (9/1/00 @ S.J.)
Fewest Saves	0, six times (last: Hesmer 9/4/10 @ D.C.)
Fewest Saves-Opponent	0, 17 times (last: Rimando 4/24/10 vs. RSL)

Catches/Punches (C/P) (1996-2004)

Most C/P	16, Busch (7/10/04 @ DAL)
Most C/P - Opponent	13, Heaney (9/21/96 @ N.E.)

Goals Against (GA)

Most GA	6, twice (last: Hesmer 8/27/11 @ SEA)
Most GA-Opponent	6, three times (last: Spiteri 10/26/03 vs. CHI)
Fewest GA	0, 124 times (last: Hesmer 10/14/11 @ N.E.)
Fewest GA-Opponent	0, 96 times (last: Saunders 9/24/11 vs. L.A.)

Penalty Kick (PK) Goals Allowed

Most PK Goals Allowed	2, Friedel (7/30/97 @ D.C.)
Most PK Goals Allowed-Opponent	2, Hall (9/14/11 vs. HOU)

Penalty Kick (PK) Attempts Faced

Most PK Attempts Faced	2, three times (last: Busch 6/6/04 @ N.E.)
Most PK Attempts Faced-Opponent	2, three times (last: Hall 9/14/11 vs. HOU)

Shootout (SO) Goals (1996-99)

Most SO Goals Allowed	4, five times (last: Sommer 7/3/98 @ S.J.)
Most SO Goals Allowed-Opponent	4, twice (last: Causey 9/18/99 @ N.E.)
Fewest SO Goals Allowed	0, Dougherty (5/29/99 vs. L.A.)
Fewest SO Goals Allowed-Opponent	0, three times (last: Garlick 8/22/99 vs. T.B.)

Shootout (SO) Attempts Faced (1996-99)

Most SO Attempts Faced	9, twice (last: Friedel 8/14/96 @ DAL)
Most SO Attempts Faced-Opponent	9, Dodd (8/14/96 @ DAL)
Fewest SO Attempts Faced	3, six times (last: Dougherty 9/18/99 @ N.E.)
Fewest SO Attempts Faced-Opponent	3, three times (last: Garlick 8/22/99 vs. T.B.)

Youngest Player Records

Youngest to Appear in a Game	Napoleon (21 yrs., 253 days) 4/28/99 @ K.C.
Youngest to Start a Game	Napoleon (22 yrs., 46 days) 10/3/99 @ MIA
Youngest to Record a Shutout	Napoleon (22 yrs., 304 days) 6/17/00 @ COL
Youngest to Record a Win	Napoleon (21 yrs., 253 days) 4/28/99 @ K.C.

Oldest Player Records

Oldest to Appear in a Game	Dougherty (33 yrs., 270 days) 8/4/01 @ K.C.
Oldest to Start a Game	Dougherty (33 yrs., 270 days) 8/4/01 @ K.C.
Oldest to Record a Shutout	Dougherty (32 yrs., 283 days) 8/16/00 vs. MIA
Oldest to Record a Win	Dougherty (33 yrs., 270 days) 8/4/01 @ K.C.

SEASON

Games Played

1. Sebastian Miranda	34	2011
2. Chad Marshall	32	2011
Emmanuel Ekpo	32	2011
Simon Elliott	32	2005
Brian Maisonneuve	32	1997
6. Julius James	31	2011
Mike Lapper	31	1999
Mike Clark	31	1997
Robert Warzycha	31	1997
Janusz Michalik	31	1996

Games Started

1. Sebastian Miranda	34	2011
2. Chad Marshall	32	2011
Simon Elliott	32	2005
4. Julius James	31	2011
Robert Warzycha	31	1997

Minutes Played

1. Sebastian Miranda	3,044	2011
2. Chad Marshall	2,835	2011
Simon Elliott	2,880	2005
4. Julius James	2,790	2011
5. Brian Maisonneuve	2,734	1997

Goals

1. Stern John	26	1998
2. Stern John	18	1999
3. Brian McBride	17	1996
4. Jeff Cunningham	16	2002
5. Dante Washington	15	2000

Hat Tricks

1. Stern John	3	1998
2. Stern John	2	1999
3. Brian Maisonneuve	1	1996
Dante Washington	1	2001
Ross Paule	1	2004

Four-Goal Games

1. Edson Buddle	1	2004
-----------------	---	------

Assists

1. Guillermo B. Schelotto	19	2008
2. John Wilmar Perez	15	2001
3. Jeff Cunningham	13	2001
Robert Warzycha	13	2000
5. Robert Warzycha	12	1999
Andy Williams	12	1998

Points

1. Stern John	57	1998
2. Dante Washington	39	2000
3. Stern John	38	1999
4. Jeff Cunningham	37	2002
Brian McBride	37	1996

Shots

1. Stern John	116	1998
2. Stern John	104	1999
3. Robert Warzycha	92	1997
4. Dante Washington	80	2000
Brian McBride	80	1998

Shots on Goal

1. Stern John	47	1998
2. Brian McBride	46	1996
3. Stern John	45	1999
4. Dante Washington	44	2000
5. Jeff Cunningham	37	2002

Game-Winning Goals

1. Stern John	6	1998
2. Andres Mendoza	5	2011
Jeff Cunningham	5	2001
Dante Washington	5	2000
Edson Buddle	5	2004

Game-Winning Assists

1. Guillermo B. Schelotto	5	2008
John Wilmar Perez	5	2001
Simon Elliott	5	2004
3. Robert Warzycha	4	1998
Robbie Rogers	4	2009

Penalty-Kick Goals

1. Andres Mendoza	5	2011
Guillermo B. Schelotto	5	2010
2. Guillermo B. Schelotto	4	2008
Ross Paule	4	2004
4. Brian McBride	3	1996
Jeff Cunningham	3	2004
Sebastian Rozental	3	2006
Guillermo B. Schelotto	3	2009

Penalty-Kick Attempts

1. Guillermo B. Schelotto	6	2010
2. Andres Mendoza	5	2011
3. Guillermo B. Schelotto	4	2008
Brian McBride	4	1996
Ross Paule	4	2004

Blocks

1. Chad Marshall	5	2004
2. Robin Fraser	4	2005
Mike Lapper	4	1999
4. Robert Warzycha	3	1996
Mark Watson	3	1996
Todd Yeagley	3	1996
Todd Yeagley	3	1999
Mike Clark	3	2000
Robert Warzycha	3	2000
Mike Clark	3	2001

Fouls Committed

1. Brian Maisonneuve	57	2001
2. Brian Maisonneuve	55	2003
Stern John	55	1998
4. Mike Clark	53	1999
5. Brian Maisonneuve	52	1997

Fouls Suffered

1. Alejandro Moreno	86	2007
2. Kyle Martino	84	2004
3. Kyle Martino	79	2003
4. Brian McBride	78	2003
5. Kyle Martino	77	2005

Offsides

1. Jeff Cunningham	40	2002
2. Stern John	39	1998
3. Andres Mendoza	33	2011
4. Stern John	37	1999
5. Alejandro Moreno	31	2007

Corner Kicks

1. Guillermo B. Schelotto	127	2010
Guillermo B. Schelotto	126	2008
Robert Warzycha	126	2000
4. Robert Warzycha	105	1999
5. Robert Warzycha	98	1997

Cautions (Yellow Cards)

1. Frankie Hejduk	9	2008
2. Emmanuel Ekpo	8	2011
Adam Moffatt	8	2010
Chris Wingert	8	2005
Chad McCarty	8	2002
Ricardo Iribarren	8	1998

Ejections (Red Cards)

1. Emmanuel Ekpo	2	2011
Danny O'Rourke	2	2010
Chad McCarty	2	2002
Tenywa Bonseu	2	2001
Mike Clark	2	1996
Joseph Ngunyena	2	2006

Shootout Goals (1996-99)

1. Pete Marino	6	1997
2. Stern John	5	1999
Marcelo Carrera	5	1996
4. Jeff Cunningham	4	1999
5. Brian McBride	3	1999
Robert Warzycha	3	1999
Pete Marino	3	1996

Shootout Attempts

(1996-99)

1. Stern John	10	1999
2. Jeff Cunningham	7	1999
Pete Marino	7	1997
Pete Marino	7	1996
Billy Thompson	7	1996

SEASON

GOALKEEPING

Games Played

1. William Hesmer	32	2011
2. Mark Dougherty	31	1999
3. William Hesmer	30	2010
4. William Hesmer	29	2008
Brad Friedel	29	1997
Jon Busch	29	2004

Games Started

1. William Hesmer	32	2011
2. Mark Dougherty	31	1999
3. William Hesmer	30	2010
4. William Hesmer	29	2008
Brad Friedel	29	1997
Jon Busch	29	2004

Minutes Played

1. William Hesmer	2,880	2011
2. Mark Dougherty	2,745	1999
3. William Hesmer	2,695	2010
4. William Hesmer	2,610	2008
Jon Busch	2,610	2004

Saves on Goal

1. Brad Friedel	181	1997
2. Tom Presthus	178	2001
3. Mark Dougherty	170	2000
4. Jon Busch	169	2004
5. Mark Dougherty	152	1999

Saves

1. Tom Presthus	136	2001
2. Jon Busch	132	2004
3. Brad Friedel	131	1997
4. Mark Dougherty	111	2000
5. Mark Dougherty	106	1999
Juergen Sommer	106	1998

Catches/Punches (1996-2004)

1. Jon Busch	124	2004
2. Mark Dougherty	104	1999
Brad Friedel	104	1997
4. Juergen Sommer	93	1998
5. Jon Busch	88	2003

Goals Against

1. Mark Dougherty	46	2000
2. William Hesmer	44	2011
3. Jon Busch	35	2003
Tom Presthus	35	2001
Mark Dougherty	35	1999
Juergen Sommer	35	1998
Brad Friedel	35	1997

Lowest GAA (goals-against average)

1. William Hesmer	0.95	2009
2. Jon Busch	1.07	2004
3. Jon Busch	1.09	2002
4. William Hesmer	1.10	2010
5. Jonny Walker	1.13	2005

Penalty Kick

	Save %/Gls./Att.%	
1. J. Busch	0/2.....100	2002
M. Napoleon	0/1.....100	2000
B. Gaudette	0/1.....100	2006
4. W. Hesmer	2/5.....60	2008
5. A. Gruenebaum	1/2.....50	2009
M. Jordan	1/2.....50	2005
M. Dougherty	2/4.....50	1998
J. Sommer	1/2.....50	1998

Wins		
1. Mark Dougherty	18	1999
2. William Hesmer	17	2008
3. Jon Busch	15	2004
4. William Hesmer	14	2010
Brad Friedel	14	1997

Losses		
1. Brad Friedel	15	1997
2. Mark Dougherty	12	2000
Mark Dougherty	12	1999
4. Juergen Sommer	10	1998
Bo Oshoniyi	10	1996

Shutouts		
1. William Hesmer	11	2010
2. William Hesmer	10	2011
William Hesmer	10	2008
Jon Busch	10	2004
5. Brad Friedel	8	1997
William Hesmer	8	2009

Shootout Winning % (1996-99)			
	Rec.	%	
1. D. Winner	3-1	75	1996
2. M. Dougherty	6-4	60	1999
3. B. Friedel	2-4	33	1997

Shootout Save % (1996-99)			
	Gls./Att.	%	
1. D. Winner	8/22	64	1996
2. M. Dougherty	16/41	61	1999
3. B. Friedel	15/29	48	1997
4. M. Dougherty	6/9	33	1998
5. B. Oshoniyi	13/17	24	1996

CAREER

Games Played	
1. Mike Clark	221
2. Jeff Cunningham	203
3. Chad Marshall	199
4. Brian Maisonneuve	172
5. Eddie Gaven	165
6. Brian McBride	161
7. Robert Warzycha	160
8. Frankie Hejduk	147
9. Todd Yegley	138
10. Duncan Oughton	136

Games Started	
1. Mike Clark	216
2. Chad Marshall	196
3. Eddie Gaven	165
4. Brian Maisonneuve	159
5. Brian McBride	158
6. Frankie Hejduk	143
7. Robert Warzycha	134
8. Jeff Cunningham	116
9. Todd Yegley	113
10. Mike Lapper	99
Brian West	99

Minutes Played	
1. Mike Clark	18,942
2. Chad Marshall	17,436
3. Brian McBride	13,973
4. Brian Maisonneuve	13,920
5. Eddie Gaven	13,362
6. Frankie Hejduk	12,817
7. Robert Warzycha	12,149
8. Jeff Cunningham	11,971
9. Todd Yegley	10,081
10. Mike Lapper	9,038

Points	
1. Brian McBride	169
2. Jeff Cunningham	167
3. Guillermo Barros Schelotto	107
4. Edson Buddle	99
Robert Warzycha	99
5. Stern John	95
6. Brian Maisonneuve	83
7. Edson Buddle	79
8. Dante Washington	70
10. Brian West	65

Goals	
1. Jeff Cunningham	64
2. Brian McBride	62
3. Stern John	44
4. Edson Buddle	42
5. Guillermo Barros Schelotto	33
6. Dante Washington	28
7. Eddie Gaven	21
8. Brian Maisonneuve	23
9. Alejandro Moreno	20
10. Pete Marino	19
Robert Warzycha	19

Four-Goal Games	
1. Edson Buddle	1

Hat Tricks	
1. Stern John	5
2. Brian Maisonneuve	1
Ross Paule	1
Dante Washington	1

Multi-Goal Games	
1. Stern John	12
2. Jeff Cunningham	9
Brian McBride	9
Edson Buddle	9
5. Dante Washington	5
6. Guillermo Barros Schelotto	4
Andres Mendoza	4
8. Robbie Rogers	3
9. Brian West	2
10. 15 tied with 1	

Assists	
1. Robert Warzycha	61
2. Brian McBride	45
3. Jeff Cunningham	44
4. Guillermo Barros Schelotto	41
5. Brian Maisonneuve	37
6. Brian West	29
7. John Wilmar Perez	22
8. Simon Elliott	21
9. Kyle Martino	19
Eddie Gaven	19
10. Billy Thompson	18

Shots	
1. Brian McBride	460
2. Jeff Cunningham	430
3. Robert Warzycha	319
4. Eddie Gaven	287
5. Edson Buddle	269
6. Stern John	220
7. Guillermo Barros Schelotto	208
8. Robbie Rogers	198
9. Brian Maisonneuve	187
10. Dante Washington	156

Shots on Goal	
1. Brian McBride	206
2. Jeff Cunningham	192
3. Eddie Gaven	135
4. Edson Buddle	112
5. Robert Warzycha	111
6. Guillermo Barros Schelotto	97
7. Stern John	92
8. Dante Washington	88
9. Brian Maisonneuve	85
10. Alejandro Moreno	62

Game-Winning Goals	
1. Jeff Cunningham	20
2. Brian McBride	17
3. Edson Buddle	11
Guillermo Barros Schelotto	11
5. Stern John	8
Dante Washington	8
Brian Maisonneuve	8
8. Chad Marshall	6
Brian West	6
Robbie Rogers	6

Game-Winning Assists	
1. Robert Warzycha	16
2. Jeff Cunningham	14
3. Brian McBride	11

4. Eddie Gaven	10
Guillermo Barros Schelotto	10
6. Simon Elliott	8
Brian Maisonneuve	8
8. John Wilmar Perez	7
Brian West	7
10. Robbie Rogers	6

Penalty Kick Goals	
1. Brian McBride	11
2. Guillermo Barros Schelotto	10
3. Jeff Cunningham	7
4. Andres Mendoza	5
5. Ross Paule	4
6. Sebastian Rozental	3
7. Kyle Martino	2
Robert Warzycha	2
Doctor Khumalo	2
10. 8 tied with 1	

Penalty Kick Attempts	
1. Guillermo Barros Schelotto	15
2. Brian McBride	13
3. Jeff Cunningham	7
4. Andres Mendoza	5
5. Ross Paule	4
6. Kyle Martino	3
Sebastian Rozental	3
Eddie Gaven	3
9. Robert Warzycha	2
Doctor Khumalo	2
Pete Marino	2
Stern John	2

Blocks	
1. Mike Clark	14
2. Todd Yegley	11
3. Robert Warzycha	10
4. Chad Marshall	9
5. Mike Lapper	7
6. Robin Fraser	4
Ansil Eloock	4
8. Mark Watson	3
Ricardo Iribarren	3
Kyle Martino	3
Duncan Oughton	3

Fouls Committed	
1. Brian Maisonneuve	316
2. Mike Clark	308
3. Frankie Hejduk	189
4. Robert Warzycha	184
5. Chad Marshall	182
Ansil Eloock	176
Duncan Oughton	176
8. Brian West	170
9. Todd Yegley	159
Jeff Cunningham	159

Fouls Suffered	
1. Brian McBride	407
2. Eddie Gaven	319
3. Jeff Cunningham	308
4. Kyle Martino	293
5. Robert Warzycha	275
6. Brian Maisonneuve	247
7. Guillermo Barros Schelotto	214
8. Mike Clark	197
9. Frankie Hejduk	193
10. Alejandro Moreno	192

Offsides	
1. Jeff Cunningham	171
2. Brian McBride	81
3. Alejandro Moreno	79
4. Stern John	76
Guillermo Barros Schelotto	76
5. Edson Buddle	72
6. Brian West	64
7. Pete Marino	58
8. Eddie Gaven	55
9. Steven Lenhart	43
10. Dante Washington	40

Corner Kicks	
1. Robert Warzycha	503
2. Guillermo Barros Schelotto	423

3. Eddie Gaven	156
4. John Wilmar Perez	121
5. Ross Paule	120
6. Simon Elliott	153
7. Billy Thompson	83
8. Andy Williams	77
9. Marcelo Carrera	60
10. John Harkes	56

Cautions (Yellow Cards)

1. Mike Clark	40
2. Frankie Heiduk	39
3. Robert Warzycha	28
4. Duncan Oughton	23
5. Ansil Eloock	20
6. Brian Maisonneuve	20
7. Danny O'Rourke	20
8. Mike Lapper	18
9. Todd Yeagley	16
10. Brian West	14
Jeff Cunningham	14
Guillermo Barros Schelotto	14

Ejections (Red Cards)

1. Mike Clark	4
2. Danny O'Rourke	4
3. Emmanuel Ekpo	2
4. Frankie Heiduk	2
5. Marcos Gonzalez	2
6. Kyle Martino	2
7. Robert Warzycha	2
8. Tenywa Bonseu	2
9. Ansil Eloock	2
10. Todd Yeagley	2
Ricardo Iribarren	2
Chad McCarty	2
Joseph Ngyenya	2
Steven Lenhart	2

Shootout Goals (1996-99)

1. Pete Marino	9
2. Stern John	6
Jeff Cunningham	6
Billy Thompson	6
Marcelo Carrera	6
6. Brian McBride	4
Robert Warzycha	4
Ansil Eloock	4
9. Mike Clark	2
Brian West	2
Todd Yeagley	2
Jorge Salcedo	2
Jason Farrell	2

Shootout Attempts (1996-99)

1. Billy Thompson	16
2. Pete Marino	14
3. Stern John	13
4. Brian McBride	12
5. Robert Warzycha	10
Ansil Eloock	10
Marcelo Carrera	10
8. Jeff Cunningham	9
9. Mike Clark	8
10. Brian Maisonneuve	7

Shootout % (1996-99)

	Gls./Att.	%
1. Jeff Cunningham	6/9	67
2. Pete Marino	9/14	64
3. Marcelo Carrera	6/10	60
4. Stern John	6/13	46
5. Ansil Eloock	4/10	40
Robert Warzycha	4/10	40
7. Billy Thompson	6/16	38
8. Brian McBride	4/12	33
Todd Yeagley	2/6	33
10. Mike Clark	2/8	25

CAREER GOALKEEPING

Games Played

(minimum 10 games)

1. William Hesmer	130
2. Jon Busch	84
3. Mark Dougherty	69
4. Tom Presthus	47
5. Brad Friedel	38

6. Andy Gruenebaum	26
7. Juergen Sommer	21
8. Bill Gaudette	17
9. Jonny Walker	16
10. Bo Oshoniyi	13

Games Started

1. William Hesmer	130
2. Jon Busch	83
3. Mark Dougherty	68
4. Tom Presthus	46
5. Brad Friedel	38
6. Andy Gruenebaum	26
7. Juergen Sommer	21
8. Bill Gaudette	16
Jonny Walker	16
10. Bo Oshoniyi	13

Minutes Played

1. William Hesmer	11,695
2. Jon Busch	7,520
3. Mark Dougherty	6,103
4. Tom Presthus	4,287
5. Brad Friedel	3,419
6. Andy Gruenebaum	2,255
7. Juergen Sommer	1,890
8. Bill Gaudette	1,485
9. Jonny Walker	1,440
10. Bo Oshoniyi	1,170

Wins

1. William Hesmer	59
2. Jon Busch	35
3. Mark Dougherty	33
4. Brad Friedel	22
5. Tom Presthus	16
6. Juergen Sommer	11
7. Andy Gruenebaum	8
Jonny Walker	6
9. Bill Gaudette	4
David Winner	4

Losses

1. William Hesmer	38
2. Mark Dougherty	30
3. Jon Busch	24
4. Tom Presthus	20
5. Brad Friedel	16
6. Bo Oshoniyi	10
Juergen Sommer	10
8. Andy Gruenebaum	8
Bill Gaudette	8
Jonny Walker	8

Ties

1. William Hesmer	33
2. Jon Busch	23
3. Tom Presthus	11
4. Andy Gruenebaum	9
5. Bill Gaudette	4
Noah Palmer	4
7. Mark Dougherty	3
8. Jonny Walker	2
Matt Napoleon	2

Winning %

	Rec.	%
1. William Hesmer	59-38-33	58
Brad Friedel	22-16	58
3. Jon Busch	35-24-23	57
4. Mark Dougherty	33-30-3	52
Juergen Sommer	11-10	52
6. Tom Presthus	16-20-11	46
Andy Gruenebaum	6-8-9	46
8. Jonny Walker	6-8-2	44
9. Bill Gaudette	4-8-4	38
10. David Winner	4-7	36

Shots Faced

1. William Hesmer	623
2. Jon Busch	488
3. Mark Dougherty	405
4. Tom Presthus	311
5. Brad Friedel	234
6. Juergen Sommer	143
Andy Gruenebaum	113
8. Bo Oshoniyi	101
9. Bill Gaudette	93
10. Jonny Walker	87

Saves

1. William Hesmer	412
2. Jon Busch	367
3. Mark Dougherty	271
4. Tom Presthus	230
5. Brad Friedel	177
6. Juergen Sommer	106
Andy Gruenebaum	75
8. Bill Gaudette	66
Jonny Walker	66
10. Bo Oshoniyi	64

Catches/Punches (1996-2004)

1. Jon Busch	267
2. Mark Dougherty	203
3. Brad Friedel	141
4. Tom Presthus	132
5. Juergen Sommer	93
6. Bo Oshoniyi	62
7. David Winner	45
8. Matt Napoleon	26

Goals Against

1. William Hesmer	157
2. Jon Busch	104
3. Mark Dougherty	103
4. Tom Presthus	72
5. Brad Friedel	42
6. Juergen Sommer	35
7. Bo Oshoniyi	33
Andy Gruenebaum	32
9. Bill Gaudette	23
10. David Winner	22

Lowest GAA (goals-against average)

1. Brad Friedel	1.11
2. Jonny Walker	1.12
3. William Hesmer	1.20
4. Jon Busch	1.24
5. Andy Gruenebaum	1.28
6. Noah Palmer	1.30
7. Bill Gaudette	1.39
8. Tom Presthus	1.51
9. Mark Dougherty	1.52

Penalty Kick Goals Allowed

1. Jon Busch	14
2. Mark Dougherty	12
3. William Hesmer	11
Brad Friedel	4
Tom Presthus	4
6. Bo Oshoniyi	2
David Winner	2
8. Andy Gruenebaum	1
Juergen Sommer	1
Bill Gaudette	1

Penalty Kick Attempts Faced

1. Jon Busch	17
2. William Hesmer	16
3. Mark Dougherty	14
4. Tom Presthus	6
5. Brad Friedel	5
6. Andy Gruenebaum	2
Juergen Sommer	2
Bo Oshoniyi	2
David Winner	2
Bill Gaudette	2

Penalty Kick Save %

	Gls./Att.	Sw%
1. Matt Napoleon	0/1	100
2. Andy Gruenebaum	1/2	50
Juergen Sommer	1/2	50
Bill Gaudette	1/2	50
5. Tom Presthus	4/6	33
William Hesmer	11/16	31
7. Brad Friedel	4/5	20
8. Jon Busch	15/18	18
9. Mark Dougherty	12/14	14
10. David Winner	2/2	0
Bo Oshoniyi	2/2	0

Shootouts	
1. William Hesmer.....	41
2. Jon Busch.....	25
3. Brad Friedel.....	11
4. Mark Dougherty.....	10
5. Tom Presthus.....	9
6. Jonny Walker.....	5
7. Andy Gruenbaum.....	6
Juergen Sommer.....	4
Bill Gaudette.....	4
10. Bo Oshoniyi.....	2

Shootout Save % (1996-99)		
	Gls./Att.	Sv.%
1. David Winner.....	13/33	60
2. Brad Friedel.....	17/39	56
Mark Dougherty.....	22/50	56
4. Bo Oshoniyi.....	13/17	24
5. Juergen Sommer.....	7/9	22

Shootout Winning % (1996-99)		
	W-L	%
1. David Winner.....	4-2	66
2. Mark Dougherty.....	6-6	50
3. Brad Friedel.....	3-4	43
4. Bo Oshoniyi.....	0-4	0
Juergen Sommer.....	0-2	0

Editor's Note
Season Lengths
 1996-2000, 2005-06: 32 Games; 2001: 26 Games*;
 2002: 28 Games; 2003-2004, 2007-08, 2010: 30
 Games; 2011: 34 Games
 * Shortened from scheduled 28 games by 9-11-01
 terrorist attacks in New York, Washington, D.C.
 and Pennsylvania.

PLAYOFF TEAM RECORDS

GAME

Goals

Most Goals-Game	5, twice (last: 11/7/99 vs. D.C.)
Most Goals Allowed-Game	4, twice (last: 11/13/99 @ D.C.)
Most Goals-Half	4 (9/30/98 vs. N.Y. - 1st)
Most Goals Allowed-Half	3, three times (last: 9/22/01 vs. S.J. - 1st)
Most Goals Combined-Game	8 (9/30/98 vs. N.Y.)
Most Goals Combined-Half	4, four times (last: 11/5/09 vs. RSL - 1st)
Fewest Combined Goals-Game	0 (10/6/02 @ N.E.)
Fastest Goal Scored from Start of Game	1', A. Paz (9/28/96 @ T.B.)
Fastest Goal Allowed from Start of Game	3', twice (last: J. Heaps 10/9/02 vs. N.E.)
Fastest Goal Scored from Start of the Second Half	2' (47"), B. McBride (10/18/98 vs. D.C.)
Fastest Goal Allowed from Start of the Second Half	2' (47"), R.D. Arce (10/15/97 vs. D.C.)
Fastest Two Goals Scored in a Row	3' (9/30/98 vs. N.Y.)
Fastest Two Goals Allowed in a Row	3' (10/2/96 @ T.B.)
Fastest Three Goals Scored in a Row	20' (11/7/99 vs. D.C.)
Fastest Three Goals Allowed in a Row	17' (10/2/96 @ T.B.)
Most Unanswered Goals	5 (11/7/99 vs. D.C. - 5-1)
Most Unanswered Goals Against	4 (11/13/99 @ D.C. - 0-4)

Assists

Most Assists-Game	8 (11/7/99 vs. D.C.)
Most Assists Against-Game	6 (9/26/01 @ S.J.)
Most Assists-Half	5 (11/7/99 vs. D.C. - 2nd)
Most Assists Against-Half	5 (10/12/97 @ D.C. - 1st)
Most Assists Combined-Game	9 (9/30/98 vs. N.Y.)
Most Assists Combined-Half	6 (10/18/98 vs. D.C. - 2nd)

Shots

Most Shots-Game	24 (10/12/02 @ N.E.)
Most Shots Against-Game	20 (10/15/97 vs. D.C.)
Most Shots-Half	14 (11/5/09 vs. RSL - 2nd)
Most Shots Against-Half	14 (10/15/97 vs. D.C. - 2nd)
Most Shots Combined-Game	36 (10/15/97 vs. D.C.)
Most Shots Combined-Half	23 (10/15/97 vs. D.C. - 2nd)
Fewest Shots-Game	7, three times (last: 10/31/09 @ RSL)
Fewest Shots Against-Game	5, three times (last: 11/1/08 @ K.C.)
Fewest Shots-Half	1 (10/28/10 @ COL - 1st)
Fewest Shots Against-Half	1, three times (last: 11/1/08 @ K.C.)
Fewest Shots Combined-Game	13 (10/23/04 @ N.E.)
Fewest Shots Combined-Half	4 (11/1/08 @ K.C. - 1st)

Shots on Goal (SOG)

Most SOG-Game	12 (10/12/02 @ N.E.)
Most SOG Against-Game	10 (9/25/96 vs. T.B.)
Most SOG Half	7 (9/28/02 vs. S.J. - 2nd)
Most SOG Against-Half	7 (10/15/97 vs. D.C. - 2nd)
Most SOG Combined-Game	15, twice (last: 11/5/09 vs. RSL)
Most SOG Combined-Half	11 (10/18/98 vs. D.C. - 2nd)
Fewest SOG-Game	2, five times (last: 10/28/10 @ COL)
Fewest SOG Against-Game	1, twice (11/23/08 vs. N.Y.)
Fewest SOG Half	0, four times (last: 10/28/10 @ COL - 1st)
Fewest SOG Against-Half	0, seven times (last: 10/28/10 @ COL - 2nd)
Fewest SOG Combined-Game	4, twice (last: 10/28/10 @ COL)
Fewest SOG Combined-Half	1, three times (last: 10/31/09 @ RSL - 2nd)

Penalty Kicks (PK)

Most PK Goals-Game	1 (9/22/01 vs. S.J.)
Most PK Goals Against-Game	1, twice (last: 11/5/09 vs. RSL)
Most PK Goals Half	1 (9/22/01 vs. S.J. - 2nd)
Most PK Goals Against-Half	1, twice (11/5/09 vs. RSL - 1st)
Most PK Goals Combined-Game	1, three times (last: 11/5/09 vs. RSL)
Most PK Goals Combined-Half	1, three times (last: 11/5/09 vs. RSL - 1st)
Most PK Attempts-Game	1 (9/22/01 vs. S.J.)
Most PK Attempts Against-Game	1, twice (11/5/09 vs. RSL)
Most PK Attempts Half	1 (9/22/01 vs. S.J. - 2nd)
Most PK Attempts Against-Half	1, twice (last: 11/5/09 vs. RSL)
Most PK Attempts Combined-Game	1, three times (last: 11/5/09 vs. RSL)
Most PK Attempts Combined-Half	1, three times (last: 11/5/09 vs. RSL - 1st)

Blocks

Most Blocks-Game	1, five times (last: 10/6/02 @ N.E.)
Most Blocks (Opponent)-Game	1, five times (last: 10/23/04 @ N.E.)
Most Blocks Combined Game	2 (10/6/02 @ N.E.)

Fouls Committed (FC)

Most FC-Game	30 (11/7/99 vs. D.C.)
Most FC (Opponent)-Game	31 (10/3/98 @ N.Y.)
Most FC-Half	16 (11/7/99 vs. D.C. - 1st)
Most FC (Opponent)-Half	18 (10/21/98 @ D.C. - 2nd)
Most FC Combined-Game	50 (10/18/98 vs. D.C.)
Most FC Combined-Half	30 (10/18/98 vs. D.C. - 2nd)
Fewest FC-Game	6 (10/28/10 @ COL)
Fewest FC-Half	2, twice (last: 10/28/10 @ COL - 2nd)
Fewest FC Combined-Game	18 (10/28/10 @ COL)
Fewest FC Combined-Half	6, twice (last: 10/27/11 @ COL - 1st)

Fouls Suffered (FS)

Most FS-Game	29 (10/3/98 @ N.Y.)
Most FS (Opponent)	29 (11/7/99 vs. D.C.)
Most FS-Half	18 (10/18/98 vs. D.C. - 2nd)
Most FS (Opponent)-Half	16 (11/17/99 vs. D.C. - 1st)
Most FS Combined-Game	48 (10/18/98 vs. D.C.)
Most FS Combined-Half	30 (10/18/98 vs. D.C. - 2nd)
Fewest FS-Game	8 (10/11/98 @ D.C.)
Fewest FS-Half	2 (10/28/10 @ COL - 1st)
Fewest FS Combined-Game	20 (10/11/98 @ D.C.)
Fewest FS Combined-Half	6, twice (last: 10/27/11 @ COL - 1st)

Offsides

Most Offsides-Game	9, twice (last: 10/17/99 vs. T.B.)
Most Offsides (Opponent)-Game	6, twice (last: 10/31/09 @ RSL)
Most Offsides-Half	6, twice (last: 10/17/99 vs. T.B. - 1st)
Most Offsides (Opponent)-Half	5, twice (last: 10/18/98 vs. D.C. - 1st)
Most Offsides Combined-Game	14 (10/18/98 vs. D.C.)
Most Offsides Combined-Half	8, three times (last: 9/28/02 vs. S.J. - 2nd)

Corner Kicks

Most Corner Kicks-Game	11, twice (last: 10/12/02 @ N.E.)
Most Corner Kicks Against-Game	8, three times (last: 9/25/02 @ S.J.)
Most Corner Kicks-Half	6, three times (last: 10/9/02 vs. N.E. - 1st)
Most Corner Kicks Against-Half	6, twice (last: 9/25/02 @ S.J. - 1st)
Most Corner Kicks Combined-Game	16, twice (last: 10/12/02 @ N.E.)
Most Corner Kicks Combined-Half	11 (9/28/02 vs. S.J. - 2nd)

Cautions (Yellow Cards)

Most Cautions-Game	5, twice (last: 11/6/10 vs. COL)
Most Cautions (Opponent)-Game	4 (9/30/98 vs. N.Y.)
Most Cautions-Half	4, twice (last: 11/8/08 vs. K.C. - 2nd)
Most Cautions (Opponent)-Half	3, three times (last: 10/6/02 @ N.E. - 2nd)
Most Cautions Combined-Game	8 (10/6/02 @ N.E.)
Most Cautions Combined-Half	6 (10/6/02 @ N.E. - 2nd)

Ejections (Red Cards)

Most Ejections-Game	1 (10/12/97 @ D.C.)
Most Ejections (Opponent)-Game	1, three times (last: 11/1/08 @ K.C.)
Most Ejections-Half	1 (10/12/97 @ D.C. - 1st)
Most Ejections (Opponent)-Half	1, three times (last: 11/1/08 @ K.C. - 2nd)
Most Ejections Combined-Game	1, three times (last: 11/1/08 @ K.C.)
Most Ejections Combined-Half	1, three times (last: 11/1/08 @ K.C. - 2nd)

Shootouts (SO) (1996-99)

Most SO Goals	3 (10/3/98 @ N.Y.)
Most SO Goals Allowed	2 (10/3/98 @ N.Y.)
Most SO Goals Combined	5 (10/3/98 @ N.Y.)
Most SO Attempts	5 (10/3/98 @ N.Y.)
Most SO Attempts Against	5 (10/3/98 @ N.Y.)
Most SO Attempts Combined	10 (10/3/98 @ N.Y.)
Most Consecutive SO Goals	2 (10/3/98 @ N.Y.)
Most Consecutive SO Goals Allowed	None
Most Consecutive SO Goals Combined	2 (10/3/98 @ N.Y.)
Most Consecutive SO Misses	None
Most Consecutive SO Attempts Missed Against	None
Most Consecutive SO Misses Combined	2 (10/3/98 @ N.Y.)

Largest Margin of Victory

Home	4 goals (11/7/99 vs. D.C., 5-1)
Road	2 goals, twice (last: 10/22/99 @ T.B., 2-0)
Largest Deficit Overcome	1 goal, three times (last: 11/13/08 vs. CHI)

Largest Margin of Defeat

Home	2 goals, twice (last: 9/22/01 vs. S.J., 1-3)
Road	4 goals (11/13/99 @ D.C., 0-4)
Largest Lead Blown	2 goals (11/5/09 vs. RSL, 2-3)

SEASON

Wins	
Most Wins	3, three times (1998, 1999, 2008)
Most Home Wins	3 (2008)
Most Road Wins	1, four times (1996, 1997, 1998, 1999)
Most Regulation Wins	3 (2008)
Most Shootout Wins	1 (1998)
Fewest Wins	0, four times (2001, 2004, 2009, 2011)
Fewest Home Wins	0, four times (1996, 2001, 2004, 2009)
Fewest Road Wins	0, six times (2001, 2004, 2008, 2009, 2010, 2011)
Fewest Regulation Wins	0, three times (2001, 2004, 2009)
Fewest Shootout Wins	0, three times (1996, 1997, 1999)

Most Consecutive Wins

Overall	3 (11/8/08 vs. K.C. to 11/23/08 vs. N.Y.)
Home	3 (11/8/08 vs. K.C. to 11/23/08 vs. N.Y.)
Road	None in succession

Losses

Most Losses	2, six times (1996, 1997, 1998, 1999, 2001, 2009)
Most Home Losses	1, four times (1996, 1997, 2001, 2009)
Most Road Losses	2, twice (1998, 1999)
Most Regulation Losses	2 (2009)
Most Shootout Losses	None
Fewest Losses	0 (2008)
Fewest Home Losses	0, four times (1998, 1999, 2004, 2008)
Fewest Road Losses	0, twice (2002, 2008)
Fewest Regulation Losses	0 (2008)
Fewest Shootout Losses	None

Most Consecutive Losses

Overall	2, three times (last: 10/31/09 @ RSL to 11/5/09 vs. RSL)
Home	1 (10/9/02 vs. N.E. - Active)
Road	2, twice (last: 10/31/99 @ D.C. to 11/13/99 @ D.C.)

Ties

Most Ties	2 (2002)
Most Home Ties	1 (2004)
Most Road Ties	2 (2002)
Fewest Ties	0, three times (1999, 2001, 2009)
Fewest Home Ties	0, five times (1999, 2001, 2002, 2008, 2009)
Fewest Road Ties	0, three times (1999, 2001, 2009)

Most Consecutive Ties

Overall	None
Home	None
Road	2 (10/6/02 @ N.E. to 10/12/06 @ N.E.)

Goals

Most Goals	10, twice (1998, 1999)
Most Goals Allowed	11 (1998)
Fewest Goals	0 (2011)
Fewest Goals Allowed	2, twice (2004, 2010)
Most Shutouts Recorded	2 (1999)
Most Shutouts Recorded Against	2, twice (1998, 2002)
Highest Goals Per Game Average	2.0, three times (1998, 1999, 2008)
Lowest Goals Per Game Average	0.5, twice (2001, 2004)
Highest Goals Against Per Game Average	3.00 (2001)
Lowest Goals Against Per Game Average	0.75 (2008)
Most Consecutive Minutes Without Goal	278* (9/25/02 vs. S.J. to 10/12/02 @ N.E.)
Most Consecutive Minutes Without a Goal by Opponent	194* (10/17/99 vs. T.B. to 11/31/99 @ D.C.)
Most Consecutive Games with a Goal	4, twice (1999, 2008)
Most Consecutive Games without a Goal	2 (2002)
Most Consecutive Games with a Goal by Opponent	5 (1998)
Most Consecutive Games without a Goal by Opponent	2 (1999)

Assists

Most Assists	14 (1998)
Most Assists Against	12 (1998)
Fewest Assists	0 (2001)
Fewest Assists Against	2 (2011)

Shots

Most Shots	84 (2002)
Most Shots Against	76 (1998)
Fewest Shots	9 (2011)
Fewest Shots Against	18, three times (2001, 2004, 2011)

Shots on Goal (SOG)

Most SOG	41 (2002)
Most SOG Against	29 (1998)
Fewest SOG	3 (2011)
Fewest SOG Against	7, twice (2011)

Game-Winning Goals (GWG)

Most GWG.....	3, twice (1999, 2008)
Fewest GWG.....	0, four times (2001, 2004, 2009, 2011)

Game-Winning Assists (GWA)

Most GWA.....	5 (1999)
Fewest GWA.....	0, four times (2001, 2004, 2009, 2011)

Penalty Kicks (PK)

Most PK Goals.....	1 (2001)
Most PK Goals Allowed.....	1, twice (1998, 2009)
Most PK Attempts.....	1 (2001)
Most PK Attempts Against.....	1, twice (1998, 2009)
Fewest PK Goals Allowed.....	0, four times (1996, 1997, 1999, 2002)
Fewest PK Attempts Against.....	0, four times (1996, 1997, 1999, 2002)
Most Consecutive Games with a PK Attempt.....	None
Most Consecutive Games with a PK Attempt by Opponent.....	None

Blocks

Most Goalmouth Blocks.....	2 (1999)
Most Goalmouth Blocks by Opponent.....	3 (2002)
Fewest Goalmouth Blocks.....	0, six times (1997, 2001, 2004, 2008, 2009, 2010)
Fewest Goalmouth Blocks by Opponent.....	0, six times (1996, 1997, 1998, 1999, 2008, 2009)

Offsides

Most Offsides.....	21 (1999)
Most Offsides by Opponents.....	14 (1996)
Fewest Offsides.....	2 (2009)
Fewest Offsides by Opponent.....	2 (2010)

Corner Kicks (CK)

Most CK.....	43 (2002)
Most CK - Opponent.....	25, twice (1998, 2002)
Fewest CK.....	4 (2011)
Fewest CK - Opponent.....	3 (2011)

Fouls Committed (FC)

Most FC.....	90 (1999)
Fewest FC.....	7 (2011)

Fouls Suffered (FS)

Most FS.....	100 (1998)
Fewest FS.....	10 (2011)

Cautions (Yellow Cards)

Most Cautions.....	15 (1998)
Most Cautions by Opponent.....	8 (1998)
Fewest Cautions.....	1 (2011)
Fewest Cautions by Opponent.....	0 (2011)

Ejections (Red Cards)

Most Ejections.....	1 (1997)
Most Ejections by Opponent.....	2 (2002)
Fewest Ejections.....	0, nine times (1996, 1998, 2001, 2002, 2004, 2008, 2009, 2010, 2011)
Fewest Ejections by Opponent.....	0, eight times (1996, 1998, 2001, 2002, 2004, 2009, 2010, 2011)

Shootouts (SO) (1996-99)

Most SO Games.....	1 (1998)
Fewest SO Games.....	0, three times (1996, 1997, 1999)
Longest SO.....	5 rounds (10/3/98 @ NY/NJ)
Most SO Goals.....	3 (1998)
Fewest SO Goals.....	0, three times (1996, 1997, 1999)
Most Shootout Attempts.....	5 (1998)
Fewest SO Attempts.....	5 (1998)
Most SO Goals Allowed.....	2 (1998)
Fewest SO Goals Allowed.....	0, three times (1996, 1997, 1999)
Most SO Attempts Against.....	5 (1998)
Fewest SO Attempts Against.....	0, three times (1996, 1997, 1999)
Most Consecutive Games Going to a SO.....	None
Most Consecutive Games Without a SO.....	5 (1999)
Most Consecutive SO Wins.....	None
Most Consecutive SO Losses.....	None

PLAYOFF INDIVIDUAL RECORDS

GAME

Goals

Most Goals 3, John (11/7/99 vs. D.C.)
 Most Goals Against 2, six times (last: Donovan 9/22/01 vs. S.J.)

Goal Streaks

Fastest Goal Scored from Opening Kickoff 1', Paz (9/28/96 @ T.B.)
 Fastest Goal Scored from 2nd Half Kickoff 2' (47'), McBride (10/18/98 vs. D.C.)
 Fastest Two Goals Scored in a Row 3', McBride (9/30/98 vs. N.Y.)
 Fastest Hat Trick (3 goals) 36', John (11/7/99 vs. D.C.)
 Most Goals In Consecutive Games 3, Cunningham, 3 games (10/17/99 vs. T.B. to 11/7/99 vs. D.C.)
 Consecutive Games with a Goal 3, three times (last: Cunningham 10/17/99 vs. T.B. to 11/7/99 vs. D.C.)

Assists

Most Assists 3, twice (last: Schelotto 11/23/08 vs. N.Y.)
 Most Assists Against 3, Etcheverry (11/13/99 @ D.C.)
 Consecutive Games with an Assist 3, Schelotto (11/8/08 vs. K.C. to 11/23/08 vs. N.Y.)

Points

Most Points 6, S. John, 3g (11/7/99 vs. D.C.)
 Most Points Against 5, M. Etcheverry, 1g-3a (11/13/99 @ D.C.)
 Consecutive Games with a Point 4, twice (last: Moreno 11/1/08 @ K.C. to 11/23/08 vs. N.Y.)

Shots

Most Shots 7, three times (last: John 10/22/99 @ T.B.)
 Most Shots Against 7, three times (last: Cummings 10/27/11 @ COL)

Shots on Goal (SOG)

Most SOG 4, John (11/7/99 vs. D.C.)
 Most SOG Against 4, twice (last: Lassiter 11/13/99 @ D.C.)

Penalty Kick (PK) Goals

Most PK Goals 1, Warzycha (9/22/01 vs. S.J.)
 Most PK Goals Against 1, twice (last: Findley 11/5/09 vs. RSL)

Penalty Kick (PK) Attempts

Most PK Attempts 1, Warzycha (9/22/01 vs. S.J.)
 Most PK Attempts Against 1, twice (last: Findley 11/5/09 vs. RSL)

Blocks

Most Blocks 1, five times (last: Dunseth 10/6/02 @ N.E.)
 Most Blocks Against 1, five times (last: Heaps 10/23/04 @ N.E.)

Fouls Committed (FC)

Most FC 6, Elcock (11/7/99 vs. D.C.)
 Most FC Against 7, Olsen (10/21/98 @ D.C.)

Fouls Suffered (FS)

Most FS 9, twice (last: Williams & John 10/3/98 @ N.Y.)
 Most FS Against 8, twice (last: Twellman 10/6/02 @ N.E.)

Offsides

Most Offsides 5, John (10/17/99 vs. T.B.)
 Most Offsides Against 4, twice (last: 10/31/04 vs. N.E.)

Corner Kicks (CK)

Most CK 9, Garcia (10/6/02 @ N.E.)
 Most CK Against 8, Etcheverry (10/18/98 vs. D.C.)

GOALKEEPING

Shots Faced

Most Shots Faced	10, Friedel (9/25/96 vs. T.B.)
Most Shots Faced - Opponent	10, Rimando (11/5/09 vs. RSL)
Fewest Shots Faced	1, twice (last: Hesmer 11/23/08 vs. N.Y.)
Fewest Shots Faced - Opponent	2, five times (last: Pickens 10/28/10 @ COL)
Most Saves	8, Busch (9/25/02 @ S.J.)
Most Saves-Opponent	10, Brown (10/12/02 @ N.E.)
Fewest Saves	0, Dougherty (11/7/99 vs. D.C.)
Fewest Saves-Opponent	1, Hartman (11/8/08 vs. K.C.)

Catches/Punches (CP) (1996-2004)

Most Catches/Punches	8, Sommer (10/18/98 vs. D.C.)
Most Catches/Punches - Opponent	9, Garlick (10/15/97 vs. D.C.)

Goals Against (GA)

Most GA	4, twice (last: Dougherty 11/13/99 @ D.C.)
Most GA - Opponent	5, twice (last: Presthus 11/7/99 vs. D.C.)
Fewest GA	0, five times (last: Hesmer 11/8/08 vs. K.C.)
Fewest GA - Opponent	0, 12 times (last: Pickens 10/27/11 @ COL)

Penalty Kick (PK) Goals Allowed

Most PK Goals Allowed	1, Sommer (9/30/98 vs. N.Y.)
Most PK Goals Allowed - Opponent	1, Cannon (9/22/01 vs. S.J.)

Penalty Kick (PK) Attempts Faced

Most PK Attempts Faced	1, twice (last: Hesmer 11/5/09 vs. RSL)
Most PK Attempts Faced - Opponent	1, Cannon (9/22/01 vs. S.J.)

Shootout (SO) Goals Allowed

Most SO Goals Allowed	2, Sommer (10/3/98 @ N.Y.)
Most SO Goals Allowed-Opponent	3, Meola (10/3/98 @ N.Y.)
Fewest SO Goals Allowed	2, Sommer (10/3/98 @ N.Y.)
Fewest SO Goals Allowed-Opponent	3, Meola (10/3/98 @ N.Y.)

Shootout (SO) Attempts Faced (1996-99)

Most SO Attempts Faced	5, Sommer (10/3/98 @ N.Y.)
Most SO Attempts Faced-Opponent	5, Meola (10/3/98 @ N.Y.)
Fewest SO Attempts Faced	5, Sommer (10/3/98 @ N.Y.)
Fewest SO Attempts Faced - Opponent	5, Meola (10/3/98 @ N.Y.)

SEASON

Games Played

1. 12 tied with	5	1999
10 tied with	5	2002
Eight tied with	5	1998

Games Started

1. Seven tied with	5	1998
Eight tied with	5	2002
Nine tied with	5	1999

Minutes

1. Five tied with	470	2002
Five tied with	450	1999
Three tied with	450	1998

Goals

1. Stern John	5	1999
2. Brian McBride	4	1998
3. Jeff Cunningham	3	1999
Stern John	3	1998
5. Guillermo B. Schelotto	2	2009
Chad Marshall	2	2008
Freddy Garcia	2	2002
Brian McBride	2	2002
Jason Farrell	2	1997
Brian McBride	2	1996

Assists

1. Guillermo B. Schelotto	6	2008
2. Jeff Cunningham	4	2002
Andy Williams	4	1998
4. Ansil Elcock	3	1998
5. Edson Buddle	2	2002
Kyle Martino	2	2002
John DeBrito	2	1999
Brian McBride	2	1999
Robert Warzycha	2	1999
Andy Williams	2	1999
Todd Yeagley	2	1999
Brian Maisonneuve	2	1997
Robert Warzycha	2	1997

Points

1. Stern John	11	1999
2. Brian McBride	8	1998
3. Jeff Cunningham	7	1999
Stern John	7	1998
5. Guillermo B. Schelotto	6	2008
Alejandro Moreno	6	2008

Shots

1. Stern John	21	1999
2. Brian McBride	20	2002
3. Robert Warzycha	17	1997
4. Freddy Garcia	16	2002
5. Stern John	14	1998

Shots on Goal

1. Stern John	13	1999
2. Freddy Garcia	9	2002
Brian McBride	9	2002
4. Brian McBride	8	1998
5. Stern John	7	1998

Game-Winning Goals

1. Robbie Rogers	1	2010
Brad Evans	1	2008
Eddie Gaven	1	2008
Chad Marshall	1	2008
Freddy Garcia	1	2002
Brian McBride	1	2002
Jeff Cunningham	1	1999
Stern John	1	1999
Brian West	1	1999
Jason Farrell	1	1998
Brian McBride	1	1998
Brian McBride	1	1997
A.J. Wood	1	1997
Brian McBride	1	1996

Game-Winning Assists

1. Guillermo B. Schelotto	2	2008
Edson Buddle	2	2002
Jeff Cunningham	2	2002
John DeBrito	2	1999
5. Emmanuel Ekpo	1	2010
Brian Carroll	1	2008
Alejandro Moreno	1	2008
Jeff Cunningham	1	1999
Brian West	1	1999
Andy Williams	1	1999
Todd Yeagley	1	1998
Ansil Elcock	1	1997
Jason Farrell	1	1997
Pete Marino	1	1997
Robert Warzycha	1	1997
Brian Maisonneuve	1	1996

Penalty Kicks

1. Robert Warzycha	1	2001
--------------------	---	------

Blocks

1. Brian Dunseth	1	2002
Mike Clark	1	1999
Mike Lapper	1	1999
Robert Warzycha	1	1999
Ubukusu Abukusumo	1	1998
Paul Caligiuri	1	1996

Fouls Committed

1. Todd Yeagley	13	1998
Duncan Oughton	13	2002
3. Brian Dunseth	11	2002
Stern John	11	1999
Mike Lapper	11	1997

Fouls Suffered

1. Stern John	22	1998
2. Brian McBride	19	1999
3. Stern John	15	1999
Andy Williams	15	1998
Todd Yeagley	15	1998

Offsides

1. Stern John	11	1999
2. Brian McBride	6	1997
3. Brian West	4	1999
Stern John	4	1998
5. Andres Mendoza	3	2010
Jeff Cunningham	3	2001
Brian McBride	3	1999
Andy Williams	3	1998
Adrian Paz	3	1996

Corner Kicks

1. Freddy Garcia	29	2002
2. Robert Warzycha	17	1999
3. Andy Williams	11	1998
4. Guillermo B. Schelotto	13	2008
5. Robert Warzycha	10	1997

Cautions (Yellow Cards)

1. Ricardo Iribarren	3	1998
Robert Warzycha	3	1997
3. Gino Padula	2	2008
Mike Clark	2	2001
Mike Clark	2	1999
John DeBrito	2	1999
Robert Warzycha	2	1999
Todd Yeagley	2	1999
Ansil Elcock	2	1998
Jason Farrell	2	1998
Brian McBride	2	1998
Mike Clark	2	1997
Thomas Dooley	2	1997
Paul Caligiuri	2	1996
Ricardo Iribarren	2	1996
Robert Warzycha	2	1996

Ejections (Red Cards)

1. Rob Smith	1	1997
--------------	---	------

Shootouts (1996-99)

	Gls./Att.	
1. Thomas Dooley	1/1	1998
Stern John	1/1	1998
Billy Thompson	1/1	1998
4. Andy Williams	0/1	1998
Todd Yeagley	0/1	1998

SEASON

GOALKEEPING

Games Played

1. Jon Busch	5	2002
Mark Dougherty	5	1999
Juergen Sommer	5	1998
4. William Hesmer	4	2008
Brad Friedel	4	1997

Minutes

1. Jon Busch	470	2002
2. Mark Dougherty	450	1999
Juergen Sommer	450	1998
4. William Hesmer	360	2008
Brad Friedel	360	1997
5. Brad Friedel	270	1996

Shots

1. Brad Friedel	40	1996
2. Juergen Sommer	29	1998
3. Jon Busch	27	2002
Mark Dougherty	27	1999
5. Brad Friedel	25	1997

Saves

1. Jon Busch	21	2002
2. Brad Friedel	20	1996
3. Mark Dougherty	17	1999
Juergen Sommer	17	1998
5. Brad Friedel	14	1997

Catches/Punches (1996-2004)

1. Juergen Sommer	26	1998
2. Mark Dougherty	20	1999
3. Jon Busch	15	2002
4. Brad Friedel	12	1997
5. Tom Presthus	7	2001

Goals Against

1. Juergen Sommer	11	1998
2. Mark Dougherty	7	1999
Brad Friedel	7	1996
4. Tom Presthus	6	2001
5. Jon Busch	5	2002
Brad Friedel	5	1997

Lowest GAA (goals-against average)

1. William Hesmer	0.75	2008
2. Andy Gruenebaum	0.86	2010
3. Jon Busch	0.96	2002
4. Jon Busch	1.00	2004
5. Brad Friedel	1.25	1997

Penalty Kicks

	Gls./Att.	
1. William Hesmer	1/1	2009
Juergen Sommer	1/1	1998

Wins

1. William Hesmer	4	2008
Mark Dougherty	3	1999
Juergen Sommer	3	1998
4. Jon Busch	2	2002
Brad Friedel	2	1997

Losses

1. William Hesmer	2	2009
Tom Presthus	2	2001
Mark Dougherty	2	1999
Juergen Sommer	2	1998
Brad Friedel	2	1997

Shutouts		
1. Mark Dougherty.....	2	1999
2. William Hesmer.....	1	2008
Jon Busch.....	1	2002
Brad Friedel.....	1	1997

Shutout Record (1996-99)		
1. Juergen Sommer.....	1-0	1998

Shutout Goals Faced (1996-99)		
	Gls./Att.	
1. Juergen Sommer.....	2/5	1998

CAREER

Games Played		
1. Brian McBride.....	22	
Mike Clark.....	22	
3. Todd Yeagley.....	17	
Robert Warzycha.....	17	
Brian Maisonneuve.....	17	

Games Started		
1. Brian McBride.....	22	
Mike Clark.....	22	
3. Todd Yeagley.....	16	
Brian Maisonneuve.....	16	
4. Robert Warzycha.....	13	

Minutes Played		
1. Brian McBride.....	1,933	
2. Mike Clark.....	1,869	
3. Todd Yeagley.....	1,448	
4. Brian Maisonneuve.....	1,317	
5. Robert Warzycha.....	1,268	

Goals		
1. Brian McBride.....	9	
2. Stern John.....	8	
3. Jason Farrell.....	3	
Jeff Cunningham.....	3	
5. Guillermo Barros Schelotto.....	2	
Eddie Gaven.....	2	
Chad Marshall.....	2	
Edson Buddle.....	2	
Robert Warzycha.....	2	
Thomas Dooley.....	2	
Freddy Garcia.....	2	

Hat Tricks		
1. Stern John.....	1	

Assists		
1. Guillermo Barros Schelotto.....	7	
2. Andy Williams.....	6	
3. Ansil Elcock.....	5	
Robert Warzycha.....	5	
Jeff Cunningham.....	5	

Points		
1. Brian McBride.....	21	
2. Stern John.....	18	
3. Jeff Cunningham.....	11	
Guillermo Barros Schelotto.....	11	
5. Robert Warzycha.....	9	

Shots		
1. Brian McBride.....	53	
2. Robert Warzycha.....	40	
3. Stern John.....	35	
4. Jeff Cunningham.....	27	
5. Freddy Garcia.....	16	

Shots on Goal		
1. Brian McBride.....	25	
2. Stern John.....	20	
3. Jeff Cunningham.....	11	
4. Robert Warzycha.....	9	
Freddy Garcia.....	9	
Brian Maisonneuve.....	9	

Game-Winning Goals		
1. Brian McBride.....	4	
2. Ten tied with.....	1	

Game-Winning Assists		
1. Jeff Cunningham.....	3	
2. Guillermo B. Schelotto.....	2	
Edson Buddle.....	2	
John DeBrito.....	2	
5. Ten tied with.....	1	

Penalty Kicks		
1. Robert Warzycha.....	1	

Blocks		
1. Six tied with.....	1	

Fouls Committed		
1. Mike Clark.....	36	
2. Robert Warzycha.....	31	
3. Todd Yeagley.....	29	
4. Ansil Elcock.....	27	
Mike Lapper.....	27	

Fouls Suffered		
1. Brian McBride.....	48	
2. Stern John.....	37	
3. Todd Yeagley.....	27	
Robert Warzycha.....	27	
Jeff Cunningham.....	27	

Offsides		
1. Stern John.....	15	
2. Brian McBride.....	13	
3. Brian West.....	8	
Jeff Cunningham.....	8	
5. Emilio Renteria.....	4	
Jason Farrell.....	4	
Pete Marino.....	4	

Corner Kicks		
1. Robert Warzycha.....	45	
2. Freddy Garcia.....	29	
3. Guillermo Barros Schelotto.....	17	
4. John Wilmar Perez.....	16	
5. Andy Williams.....	13	

Cautions		
1. Robert Warzycha.....	9	
2. Mike Clark.....	8	
3. Ricardo Iribarren.....	5	
4. Todd Yeagley.....	4	
5. Thomas Dooley.....	3	
Brian McBride.....	3	

Ejections		
1. Rob Smith.....	1	

Shutout Attempts (1996-99)			
	Gls./Att.	%	
1. Thomas Dooley.....	1/1	100	
Stern John.....	1/1	100	
Billy Thompson.....	1/1	100	
4. Andy Williams.....	0/1	0	
Todd Yeagley.....	0/1	0	

GOALKEEPING

Games Played		
1. Jon Busch.....	7	
Brad Friedel.....	7	
3. William Hesmer.....	6	
4. Mark Dougherty.....	5	
Juergen Sommer.....	5	

Games Started		
1. Jon Busch.....	7	
Brad Friedel.....	7	
3. William Hesmer.....	6	
4. Mark Dougherty.....	5	
Juergen Sommer.....	5	

Minutes Played		
1. Jon Busch.....	650	
2. Brad Friedel.....	630	
3. William Hesmer.....	540	
4. Mark Dougherty.....	450	
Juergen Sommer.....	450	

Shots Faced		
1. Brad Friedel.....	47	
2. Jon Busch.....	35	
3. Juergen Sommer.....	29	
4. Mark Dougherty.....	27	
5. William Hesmer.....	24	

Saves		
1. Brad Friedel.....	34	
2. Jon Busch.....	27	
3. Mark Dougherty.....	17	
Juergen Sommer.....	17	
5. William Hesmer.....	16	

Catches/Punches (1996-2004)		
1. Juergen Sommer.....	26	
2. Jon Busch.....	21	
3. Mark Dougherty.....	20	
4. Brad Friedel.....	15	
5. Tom Presthus.....	7	

Goals Against		
1. Brad Friedel.....	12	
2. Juergen Sommer.....	11	
3. William Hesmer.....	8	
4. Mark Dougherty.....	7	
Jon Busch.....	7	

Lowest GAA (goals-against average)		
1. Andy Gruenebaum.....	0.86	
2. Jon Busch.....	0.97	
3. William Hesmer.....	1.14	
4. Mark Dougherty.....	1.40	
5. Brad Friedel.....	1.71	

Penalty Kicks		
	Gls./Att.	Sv.%
1. William Hesmer.....	1/1	0
Juergen Sommer.....	1/1	0

Wins		
1. William Hesmer.....	3	
Mark Dougherty.....	3	
Brad Friedel.....	3	
Juergen Sommer.....	3	

Losses		
1. Brad Friedel.....	4	
2. Jon Busch.....	2	
Mark Dougherty.....	2	
Juergen Sommer.....	2	

Winning %		
	Rec.	%
1. Mark Dougherty.....	3-2	60
Juergen Sommer.....	3-2	60
3. William Hesmer.....	3-3-1	50
Jon Busch.....	2-1-2	50
Andy Gruenebaum.....	1-1-0	50

Shutouts		
1. Mark Dougherty.....	2	
2. William Hesmer.....	1	
Brad Friedel.....	1	
Jon Busch.....	1	

Shutout Winning % (1996-99)		
	W/L	%
1. Juergen Sommer.....	1/0	100

Shutout Save % (1996-99)		
	Gls./Att.	Sv. %
1. Juergen Sommer.....	2/5	60

CREW YEARLY LEADERS

REGULAR SEASON

Games Played

(Field Players)

2011	Sebastian Miranda	34
2010	Guillermo B. Schelotto	29
2009	Eddie Gaven	30
2008	Brian Carroll	30
2007	Eddie Gaven	27
	Marcos Gonzalez	27
	Danny O'Rourke	27
2006	Eddie Gaven	30
2005	Simon Elliott	32
2004	Jeff Cunningham	30
2003	Mike Clark	29
2002	Brian Dunseth	27
	Jeff Cunningham	27
2001	Mike Clark	25
	Mike Duhaney	25
	Brian Maisonneuve	25
	John Wilmar Perez	25
2000	John Wilmar Perez	30
	Robert Warzycha	30
	Dante Washington	30
1999	Mike Lapper	31
1998	Mike Clark	30
1997	Brian Maisonneuve	32
1996	Janusz Michalik	31

Games Started

(Field Players)

2011	Sebastian Miranda	34
2010	Guillermo B. Schelotto	29
2009	Eddie Gaven	27
	Gino Padula	27
2008	Brian Carroll	30
2007	Marcos Gonzalez	27
	Danny O'Rourke	27
2006	Eddie Gaven	30
2005	Simon Elliott	32
2004	Robin Fraser	28
2003	Mike Clark	29
2002	Brian Dunseth	26
	Brian Maisonneuve	26
2001	Mike Clark	25
	Mike Duhaney	25
	Brian Maisonneuve	25
2000	John Wilmar Perez	30
1999	Mike Clark	30
	Mike Lapper	30
1998	Mike Clark	30
1997	Robert Warzycha	31
1996	Brian McBride	28
	Janusz Michalik	28

Minutes Played

(Field Players)

2011	Sebastian Miranda	3,044
2010	Guillermo B. Schelotto	2,545
2009	Eddie Gaven	2,420
2008	Brian Carroll	2,692
2007	Danny O'Rourke	2,426
2006	Eddie Gaven	2,560
2005	Simon Elliott	2,880
2004	Robin Fraser	2,520
2003	Mike Clark	2,673
2002	Brian Dunseth	2,436
2001	Mike Clark	2,280
2000	Robert Warzycha	2,646
1999	Mike Lapper	2,700
1998	Michael Clark	2,571
1997	Brian Maisonneuve	2,734
1996	Janusz Michalik	2,490

Goals

2011	Andres Mendoza	13
2010	Guillermo B. Schelotto	9
2009	Guillermo B. Schelotto	12
2008	Alejandro Moreno	9
2007	Alejandro Moreno	7
2006	Jason Garey	5
	Joseph Ngwenya	5
2005	Edson Buddle	9
2004	Edson Buddle	11
2003	Brian McBride	12
2002	Jeff Cunningham	16
2001	Jeff Cunningham	10
2000	Dante Washington	15
1999	Stern John	18
1998	Stern John	26
1997	Pete Marino	8
1996	Brian McBride	17

Assists

2011	Robbie Rogers	7
2010	Guillermo B. Schelotto	8
2009	Emmanuel Ekpo	6
2008	Guillermo B. Schelotto	19
2007	Guillermo B. Schelotto	11
2006	Eddie Gaven	4
2005	Simon Elliott	11
2004	Simon Elliott	10
2003	Jeff Cunningham	7
	Ross Paule	7
2002	Brian West	8
2001	John Wilmar Perez	15
2000	Robert Warzycha	13
1999	Robert Warzycha	12
1998	Andy Williams	12
1997	Robert Warzycha	11
1996	Robert Warzycha	11

Points

2011	Andres Mendoza	28
2010	Guillermo B. Schelotto	26
2009	Guillermo B. Schelotto	27
2008	Guillermo B. Schelotto	33
2007	Alejandro Moreno	21
	Guillermo B. Schelotto	21
2006	Jason Garey	12
	Joseph Ngwenya	12
	Eddie Gaven	12
2005	Edson Buddle	20
2004	Edson Buddle	24
2003	Brian McBride	27
2002	Jeff Cunningham	37
2001	Jeff Cunningham	33
2000	Dante Washington	39
1999	Stern John	38
1998	Stern John	57
1997	Pete Marino	20
1996	Brian McBride	37

Shots

2011	Andres Mendoza	74
2010	Guillermo B. Schelotto	62
2009	Guillermo B. Schelotto	53
2008	Robbie Rogers	70
2007	Eddie Gaven	59
2006	Eddie Gaven	57
2005	Edson Buddle	70
2004	Edson Buddle	65
2003	Brian McBride	68
2002	Jeff Cunningham	78
2001	Jeff Cunningham	72
2000	Dante Washington	80

1999	Stern John	104
1998	Stern John	116
1997	Robert Warzycha	92
1996	Brian McBride	79

Shots on Goal

2011	Andres Mendoza	31
2010	Guillermo B. Schelotto	27
2009	Guillermo B. Schelotto	25
2008	Robbie Rogers	33
2007	Eddie Gaven	33
2006	Eddie Gaven	27
2005	Edson Buddle	31
2004	Edson Buddle	31
2003	Brian McBride	34
2002	Jeff Cunningham	37
2001	Jeff Cunningham	42
2000	Dante Washington	44
1999	Stern John	45
1998	Stern John	47
1997	Robert Warzycha	29
1996	Brian McBride	44

Game-Winning Goals

2011	Andres Mendoza	5
2010	Guillermo B. Schelotto	4
	Emilio Renteria	4
2009	Guillermo B. Schelotto	3
	Eddie Gaven	3
	Chad Marshall	3
2008	Brad Evans	3
	Chad Marshall	3
	Robbie Rogers	3
2007	Guillermo B. Schelotto	3
2006	Jason Garey	3
2005	Edson Buddle	3
	Cornell Glen	3
2004	Edson Buddle	5
2003	Brian McBride	4
2002	Jeff Cunningham	3
2001	Jeff Cunningham	5
	Dante Washington	5
1999	Jeff Cunningham	4
1998	Stern John	6
1997	Doctor Khumalo	2
	Brian McBride	2
	Robert Warzycha	2
1996	Brian McBride	3
	Brian Maisonneuve	3

Game-Winning Assists

2011	Dilly Duka	2
	Josh Gardner	2
2010	Eddie Gaven	3
2009	Robbie Rogers	4
2008	Guillermo B. Schelotto	5
2007	Seven tied with	1
2006	Six tied with	1
2005	Simon Elliott	3
	Kyle Martino	3
2004	Simon Elliott	5
2003	Seven tied with	1
2002	Jeff Cunningham	3
	Brian Maisonneuve	3

2001	John Wilmar Perez	5
2000	Jeff Cunningham	3
	Robert Warzycha	3
	Brian West	3
1999	Brian McBride	3
1998	Robert Warzycha	4
1997	Robert Warzycha	3
1996	Robert Warzycha	3

Penalty Kick Goals

2011	Andres Mendoza	5
2010	Guillermo B. Schelatto	5
2009	Guillermo B. Schelatto	3
2008	Guillermo B. Schelatto	4
2007	Guillermo B. Schelatto	1
	Andy Herron	1
2006	Sebastian Rozental	3
2005	Simon Elliott	1
	Cornell Glen	1
2004	Ross Paule	4
2003	Brian McBride	2
2002	Jeff Cunningham	1
	Kyle Martino	1
	Brian McBride	1
2001	Jeff Cunningham	1
2000	Robert Warzycha	2
1999	Jeff Cunningham	1
1998	Brian McBride	2
1997	Brian McBride	2
1996	Brian McBride	3

Penalty Kick Attempts

2011	Andres Mendoza	5
2010	Guillermo B. Schelatto	6
2009	Guillermo B. Schelatto	4
2008	Guillermo B. Schelatto	4
2007	Ned Grabavoy	1
	Guillermo B. Schelatto	1
	Andy Herron	1
2006	Sebastian Rozental	3
2005	Five tied with	4
2004	Ross Paule	4
2003	Brian McBride	2
2002	Jeff Cunningham	1
	Kyle Martino	1
	Brian McBride	1
2001	Jeff Cunningham	1
2000	Robert Warzycha	2
1999	Jeff Cunningham	1
	Stern John	1
1998	Brian McBride	3
1997	Pete Marino	3
	Brian McBride	2
1996	Brian McBride	4

Blocks

2009	Chad Marshall	2
2008	Chad Marshall	2
2007	Ned Grabavoy	2
2006	Seven tied with	1
2005	Robin Fraser	4
2004	Chad Marshall	5
2003	Duncan Oughton	2
2002	Six tied with	1
2001	Mike Clark	3
2000	Mike Clark	3
	Robert Warzycha	3
1999	Mike Lapper	4
1998	Ricardo Iribarren	2
	Robert Warzycha	2
1997	Mike Clark	2
	Todd Yeagley	2
1996	Robert Warzycha	3
	Mark Watson	3
	Todd Yeagley	3

Fouls Committed

2011	Julius James	53
2010	Steven Lenhart	38
2009	Danny O'Rourke	37
2008	Brian Carroll	35
2007	Alejandro Moreno	50
2006	Marcos Gonzalez	44
2005	Chris Wingert	50
2004	Edson Buddle	47
2003	Brian Maisonneuve	55
2002	Brian Maisonneuve	57

2001	Brian Maisonneuve	57
2000	Brian West	44
1999	Mike Clark	53
1998	Stern John	55
1997	Brian Maisonneuve	52
1996	Pete Marino	41

Fouls Suffered

2011	Eddie Gaven	65
2010	Eddie Gaven	54
2009	Eddie Gaven	45
2008	Robbie Rogers	73
2007	Alejandro Moreno	86
2006	Eddie Gaven	62
2005	Kyle Martino	77
2004	Kyle Martino	84
2003	Kyle Martino	79
2002	Brian Maisonneuve	52
2001	Jeff Cunningham	55
2000	Jeff Cunningham	66
1999	Brian McBride	55
1998	Stern John	68
	Brian McBride	68
1997	Robert Warzycha	72
1996	Robert Warzycha	55

Offsides

2011	Andres Mendoza	33
2010	Guillermo B. Schelatto	25
	Steven Lenhart	25
2009	Alejandro Moreno	25
2008	Alejandro Moreno	25
2007	Alejandro Moreno	31
2006	Joseph Ngwenya	27
2005	Edson Buddle	18
	Cornell Glen	18
2004	Jeff Cunningham	27
2003	Jeff Cunningham	26
2002	Jeff Cunningham	40
2001	Jeff Cunningham	19
2000	Jeff Cunningham	22
1999	Stern John	37
1998	Stern John	37
1997	Pete Marino	30
1996	Adrian Paz	36

Corner Kicks

2011	Eddie Gaven	56
2010	Guillermo B. Schelatto	127
2009	Guillermo B. Schelatto	97
2008	Guillermo B. Schelatto	126
2007	Guillermo B. Schelatto	73
2006	Sebastian Rozental	44
2005	Simon Elliott	66
2004	Simon Elliott	87
2003	Ross Paule	86
2002	John Wilmar Perez	43
2001	John Wilmar Perez	60
2000	Robert Warzycha	126
1999	Robert Warzycha	105
1998	Robert Warzycha	61
1997	Robert Warzycha	97
1996	Robert Warzycha	83

Cautions (Yellow Cards)

2011	Emmanuel Ekpo	8
2010	Adam Moffat	8
2009	Emmanuel Ekpo	6
	Danny O'Rourke	6
2008	Frankie Hejduk	9
2007	Danny O'Rourke	6
2006	Jose Reliz	7
2005	Chris Wingert	8
2004	Five tied with	4
2003	Eric Denton	7
2002	Chad McCarty	8
2001	Mike Clark	7
2000	John DeBrito	7
1999	Robert Warzycha	6
	Mike Lapper	6
1998	Ricardo Iribarren	8
1997	Mike Clark	8
1996	Robert Warzycha	6

Ejections (Red Cards)

2011	Emmanuel Ekpo	2
2010	Danny O'Rourke	2
2009	7 players tied with	1
2008	4 players tied with	1
2007	Marcos Gonzalez	1
	Ezra Hendrickson	1
	Danny O'Rourke	1
2006	Joseph Ngwenya	2
2005	Cornell Glen	1
	Kyle Martino	1
	Mario Rodriguez	1
2004	Robin Fraser	1
	Frankie Hejduk	1
2003	Mike Clark	1
	Diego Walsh	1
2002	Chad McCarty	2
2001	Tenywa Bonseu	2
2000	Miroslaw Rzepa	1
	Robert Warzycha	1
1998	Mike Clark	1
	Ricardo Iribarren	1
	Mike Lapper	1
1997	Ansil Elcock	1
	Brad Friedel	1
	Todd Yeagley	1
1996	Mike Clark	2

Four-Goal Games

2004	Edson Buddle	1
1996-03, 05-07		None

Hat Tricks

2011	None	
2010	None	
2009	None	
2008	None	
2007	None	
2006	None	
2005	None	
2004	Ross Paule	1
2003	None	
2002	None	
2001	Dante Washington	1
2000	None	
1999	Stern John	2
1998	Stern John	3
1996	Brian Maisonneuve	1

Shootout Goals

(1996-99)		
1999	Stern John	5
1998	Jeff Cunningham	2
	Ansil Elcock	2
	Billy Thompson	2
1997	Pete Marino	6
1996	Marcelo Carrera	5

Shootout Attempts

(1996-99)		
1999	Stern John	10
1998	Ansil Elcock	4
1997	Pete Marino	7
1996	Pete Marino	7

GOALKEEPING

Games Played

2011	William Hesmer	32
2010	William Hesmer	30
2009	William Hesmer	19
2008	William Hesmer	29
2007	William Hesmer	20
2006	Bill Gaudette	11
2005	Jonny Walker	16
2004	Jon Busch	29
2003	Jon Busch	24
2002	Tom Presthus	15
2001	Tom Presthus	25
2000	Mark Dougherty	25
1999	Mark Dougherty	31
1998	Juergen Sommer	21
1997	Brad Friedel	29
1996	Bo Oshaniyi	13

Games Started

2011	William Hesmer	32
2010	William Hesmer	30
2009	William Hesmer	19
2008	William Hesmer	29
2007	William Hesmer	20
2006	Bill Gaudette	11
2005	Jonny Walker	16
2004	Jon Busch	29
2003	Jon Busch	24
2002	Tom Presthus	15
2001	Tom Presthus	25
2000	Mark Dougherty	25
1999	Mark Dougherty	31
1998	Juergen Sommer	21
1997	Brad Friedel	29
1996	Bo Oshoniya	13

Minutes Played

2011	William Hesmer	2,880
2010	William Hesmer	2,695
2009	William Hesmer	1,710
2008	William Hesmer	2,610
2007	William Hesmer	1,800
2006	Bill Gaudette	990
2005	Jonny Walker	1,440
2004	Jon Busch	2,610
2003	Jon Busch	2,194
2002	Tom Presthus	1,365
2001	Tom Presthus	2,309
2000	Mark Dougherty	2,269
1999	Mark Dougherty	2,745
1998	Juergen Sommer	1,890
1997	Brad Friedel	2,609
1996	Bo Oshoniya	1,170

Shots on Goal Faced

2011	William Hesmer	135
2010	William Hesmer	122
2009	William Hesmer	86
2008	William Hesmer	132
2007	William Hesmer	99
2006	Bill Gaudette	60
2005	Jonny Walker	87
2004	Jon Busch	169
2003	Jon Busch	144
2002	Tom Presthus	103
2001	Tom Presthus	178
2000	Mark Dougherty	170
1999	Mark Dougherty	152
1998	Juergen Sommer	143
1997	Brad Friedel	181
1996	Brad Friedel	123

Saves

2011	William Hesmer	92
2010	William Hesmer	84
2009	William Hesmer	68
2008	William Hesmer	97
2007	William Hesmer	71
2006	Bill Gaudette	45
2005	Jonny Walker	66
2004	Jon Busch	132
2003	Jon Busch	104
2002	Tom Presthus	73
2001	Tom Presthus	136
2000	Mark Dougherty	111
1999	Mark Dougherty	106
1998	Juergen Sommer	106
1997	Brad Friedel	131
1996	Bo Oshoniya	64

**Catches/Punches
(1996-2004)**

2004	Jon Busch	124
2003	Jon Busch	88
2002	Jon Busch	55
2001	Tom Presthus	65
2000	Mark Dougherty	69
1999	Mark Dougherty	104
1998	Juergen Sommer	93
1997	Brad Friedel	104
1996	Bo Oshoniya	62

Goals Against

2011	William Hesmer	44
2010	William Hesmer	33
2009	William Hesmer	18
2008	William Hesmer	33
2007	William Hesmer	29
2006	Bill Gaudette	13
	Noah Palmer	13
2005	Jonny Walker	18
2004	Jon Busch	31
2003	Jon Busch	35
2002	Tom Presthus	28
2001	Tom Presthus	35
2000	Mark Dougherty	46
1999	Mark Dougherty	35
1998	Juergen Sommer	35
1997	Brad Friedel	35
1996	Bo Oshoniya	33

Goals-Against Average

2011	William Hesmer	1.38
2010	William Hesmer	1.10
2009	William Hesmer	0.95
2008	William Hesmer	1.14
2007	William Hesmer	1.45
2006	Jon Busch	1.13
2005	Jonny Walker	1.13
2004	Jon Busch	1.07
2003	Tom Presthus	1.32
2002	Jon Busch	1.09
2001	Tom Presthus	1.36
2000	Mark Dougherty	1.82
1999	Mark Dougherty	1.15
1998	Juergen Sommer	1.67
1997	Brad Friedel	1.21
1996	Brad Friedel	0.78

PK Goals Allowed

2011	William Hesmer	3
2010	William Hesmer	4
2009	Andy Gruenebaum	1
2008	William Hesmer	2
2007	William Hesmer	2
2006	Dan Popik	1
2005	Bill Gaudette	1
	Matt Jordan	1
2004	Jon Busch	6
2003	Jon Busch	8
2002	Tom Presthus	2
2001	Tom Presthus	2
2000	Mark Dougherty	6
1999	Mark Dougherty	4
1998	Mark Dougherty	2
1997	Brad Friedel	4
1996	Bo Oshoniya	2

PK Attempts Faced

2011	William Hesmer	4
2010	William Hesmer	4
2009	Andy Gruenebaum	2
2008	William Hesmer	5
2007	William Hesmer	3
2006	Bill Gaudette	1
	Dan Popik	1
2005	Matt Jordan	2
2004	Jon Busch	7
2003	Jon Busch	8
2002	Tom Presthus	3
2001	Tom Presthus	3
2000	Mark Dougherty	6
1999	Mark Dougherty	4
1998	Mark Dougherty	4
1997	Brad Friedel	5
1996	Bo Oshoniya	3

Most Wins

2011	William Hesmer	11
2010	William Hesmer	14
2009	William Hesmer	9
2008	William Hesmer	17
2007	William Hesmer	8
2006	Bill Gaudette	3
	Jon Busch	3
2005	Jonny Walker	6
2004	Jon Busch	12

2003	Jon Busch	9
2002	Jon Busch	8
2001	Tom Presthus	12
2000	Mark Dougherty	10
1999	Mark Dougherty	18
1998	Juergen Sommer	11
1997	Brad Friedel	14
1996	Brad Friedel	8

Most Losses

2011	William Hesmer	13
2010	William Hesmer	8
2009	William Hesmer	4
2008	William Hesmer	6
2007	William Hesmer	7
2006	Bill Gaudette	5
	Noah Palmer	5
2005	Jonny Walker	8
2004	Jon Busch	5
2003	Jon Busch	8
2002	Tom Presthus	9
2001	Tom Presthus	7
2000	Mark Dougherty	12
1999	Mark Dougherty	12
1998	Juergen Sommer	10
1997	Brad Friedel	15
1996	Bo Oshoniya	10

Most Ties**(Shootouts Broke Ties 1996-99)**

2011	William Hesmer	8
2010	William Hesmer	8
2009	William Hesmer	6
2008	William Hesmer	6
2007	William Hesmer	5
	Andy Gruenebaum	5
2006	Noah Palmer	4
2005	Jonny Walker	2
2004	Jon Busch	12
2003	Jon Busch	6
2002	Tom Presthus	3
2001	Tom Presthus	6
2000	Mark Dougherty	3

Shootouts

2011	William Hesmer	8
2010	William Hesmer	11
2009	William Hesmer	7
2008	William Hesmer	10
2007	William Hesmer	5
2006	Bill Gaudette	3
	Jon Busch	3
2005	Jonny Walker	5
2004	Jon Busch	10
2003	Jon Busch	4
2002	Jon Busch	5
2001	Tom Presthus	5
2000	Mark Dougherty	3
1999	Mark Dougherty	6
1998	Juergen Sommer	4
1997	Brad Friedel	7
1996	Brad Friedel	4

Shootout Wins (1996-99)

1999	Mark Dougherty	6
1998	None	
1997	Brad Friedel	1
	David Winner	1
1996	David Winner	3

Shootout Losses (1996-99)

1999	Mark Dougherty	4
1998	Mark Dougherty	2
	Juergen Sommer	2
1997	Brad Friedel	4
1996	Bo Oshoniya	4

SO Attempts Faced (1996-99)

1999	Mark Dougherty	41
1998	Mark Dougherty	9
	Juergen Sommer	9
1997	Brad Friedel	29
1996	Bo Oshoniya	17

50 Goals Allowed (1996-99)

1999	Mark Dougherty	16
1998	Juergen Sommer	7
1997	Brad Friedel	15
1996	Ba Oshoniye	13

PLAYOFFS**Games Played**

2011	13 tied with	1
2010	12 tied with	2
2009	11 tied with	2
2008	10 tied with	4
2004	14 tied with	2
2002	10 tied with	5
2001	13 tied with	2
1999	11 tied with	5
1998	Eight tied with	5
1997	Nine tied with	4
1996	11 tied with	3

Games Started

2011	10 tied with	1
2010	Eight tied with	2
2009	Seven tied with	2
2008	10 tied with	4
2004	10 tied with	2
2002	Eight tied with	5
2001	Nine tied with	2
1999	Eight tied with	5
1998	Seven tied with	5
1997	Seven tied with	4
1996	Nine tied with	3

Minutes Played

2011	eight tied with	90
2010	four tied with	210
2009	Five tied with	180
2008	Five tied with	360
2004	Seven tied with	180
2002	Five tied with	470
2001	Six tied with	180
1999	Four tied with	450
1998	Three tied with	450
1997	Five tied with	360
1996	Five tied with	270

Goals

2011	None	
2010	Eddie Gaven	1
	Robbie Rogers	1
2009	Guillermo B. Schelotto	2
2008	Chad Marshall	2
2004	Edson Buddle	1
2002	Freddy Garcia	2
	Brian McBride	2
2001	Robert Warzycha	1
1999	Stern John	5
1998	Brian McBride	4
1997	Jason Farrell	2
1996	Brian McBride	2

Assists

2011	None	
2010	Emmanuel Ekpo	1
	Guillermo B. Schelotto	1
2009	Emmanuel Ekpo	1
2008	Guillermo B. Schelotto	6
2004	Ross Paule, Tony Sanneh	1
2002	Jeff Cunningham	4
2001	None	
1999	Five tied with	2
1998	Andy Williams	4
1997	Brian Maisonneuve	2
	Robert Warzycha	2
1996	Marcelo Carrera	1
	Mike Clark	1
	Brian Maisonneuve	1

Points

2011	None	
2010	Eddie Gaven	2
	Robbie Rogers	2
2009	Guillermo B. Schelotto	4
2008	Guillermo B. Schelotto	6
	Alejandro Moreno	6
2004	Edson Buddle	2
2002	Freddy Garcia	5

2001	Robert Warzycha	2
1999	Stern John	11
1998	Brian McBride	8
1997	Jason Farrell	5
	Robert Warzycha	5
1996	Brian McBride	4

Shots

2011	Andres Mendoza	3
2010	Robbie Rogers	6
2009	Guillermo B. Schelotto	4
	Steven Lenhart	4
2008	Alejandro Moreno	8
	Robbie Rogers	8
2004	Ross Paule	5
2002	Brian McBride	20
2001	Jeff Cunningham	4
1999	Stern John	21
1998	Stern John	14
1997	Robert Warzycha	17
1996	Robert Warzycha	9

Shots on Goal

2011	Three tied with	1
2010	Robbie Rogers	3
2009	Guillermo B. Schelotto	3
2008	Frankie Hejduk	3
	Alejandro Moreno	3
	Robbie Rogers	3
2004	Edson Buddle, Ross Paule	2
2002	Freddy Garcia	9
	Brian McBride	9
2001	John Wilmar Perez	2
	Robert Warzycha	2
1999	Stern John	13
1998	Brian McBride	8
1997	Robert Warzycha	5
1996	Marcelo Carrera	2
	Brian Maisonneuve	2
	Brian McBride	2

Game-Winning Goals

2011	None	
2010	Robbie Rogers	1
2009	None	
2008	Brad Evans	1
	Eddie Gaven	1
	Chad Marshall	1
2004	None	
2002	Freddy Garcia	1
	Brian McBride	1
2001	None	
1999	Jeff Cunningham	1
	Stern John	1
	Brian West	1
1998	Jason Farrell	1
	Brian McBride	1
1997	A.J. Wood	1
1996	Brian McBride	1

Game-Winning Assists

2011	None	
2010	Emmanuel Ekpo	1
2009	None	
2008	Guillermo B. Schelotto	2
2004	None	
2002	Edson Buddle	2
2001	None	
1999	Five tied with	1
1998	Todd Yeagley	1
1997	Brian McBride	1
	A.J. Wood	1
1996	Brian Maisonneuve	1

Penalty Kick Attempts

2011	None	
2010	None	
2009	None	
2008	None	
2004	None	
2002	None	
2001	Robert Warzycha	1
1996-1999		None

Blocks

2011	None	
2010	None	
2009	None	
2008	None	
2004	None	
2002	Brian Dunseth	1
2001	None	
1999	Mike Clark	1
	Mike Lapper	1
	Robert Warzycha	1
1998	Ubukusu Abukusumo	1
1997	None	
1996	Paul Caligiuri	1

Fouls Committed

2011	Dilly Duka	2
	Chad Marshall	2
2010	Brian Carroll	3
	Emmanuel Ekpo	3
2009	Danny O'Rourke	5
2008	Guillermo B. Schelotto	8
	Robbie Rogers	8
2004	Duncan Oughton	7
2002	Duncan Oughton	13
2001	Mike Clark	6
	Mike Lapper	6
1999	Stern John	11
1998	Todd Yeagley	13
1997	Mike Lapper	11
1996	Paul Caligiuri	8

Fouls Suffered

2011	Josh Gardner	2
	Tony Tchani	2
2010	Eddie Gaven	7
2009	Eddie Gaven	5
	Alejandro Moreno	5
2008	Guillermo B. Schelotto	10
	Alejandro Moreno	10
2004	Kyle Martino	8
2002	Duncan Oughton	14
2001	Jeff Cunningham	8
1999	Brian McBride	19
1998	Stern John	22
1997	Brian McBride	11
1996	Brian Maisonneuve	8

Offsides

2011	Andres Mendoza	4
2010	Andres Mendoza	4
2009	Steven Lenhart	1
	Emilio Renteria	1
2008	Alejandro Moreno	2
2004	Four tied with	1
2002	Five tied with	2
2001	Jeff Cunningham	3
1999	Stern John	11
1998	Stern John	4
1997	Brian McBride	6
1996	Adrian Paz	3

Corner Kicks

2011	Josh Gardner	4
2010	Guillermo B. Schelotto	6
2009	Guillermo B. Schelotto	4
2008	Guillermo B. Schelotto	13
2004	Simon Elliott	7
2002	Freddy Garcia	29
2001	John Wilmar Perez	7
1999	Robert Warzycha	17
1998	Andy Williams	11
1997	Robert Warzycha	10
1996	Robert Warzycha	8

Cautions (Yellow Cards)

2011	Sebastian Miranda	1
2010	Brian Carroll	2
2009	Three tied with	1
2008	Gino Padula	2
2004	Four tied with	1
2002	Nine tied with	1
2001	Mike Clark	2
1999	Four tied with	2
1998	Ricardo Iribarren	3
1997	Mike Clark	2
	Thomas Dooley	2
	Robert Warzycha	2

1996	Paul Caligiuri.....	2
	Ricardo Iribarren.....	2
	Robert Warzycha.....	2

Ejections (Red Cards)

2011	None	
2010	None	
2009	None	
2008	None	
2004	None	
1998-2002	None	
1997	Rob Smith.....	1
1996	None	

Shootout Goals (1996-99)

1999	None	
1998	Thomas Dooley.....	1
	Stern John.....	1
	Billy Thompson.....	1
1996-97	None	

Shootout Attempts (1996-99)

1999	None	
1998	Five tied with.....	1
1996-97	None	

GOALKEEPING

Games Played

2011	William Hesmer.....	1
2010	Andy Gruenebaum.....	2
2009	William Hesmer.....	2
2008	William Hesmer.....	4
2004	Jon Busch.....	2
2002	Jon Busch.....	5
2001	Tom Presthus.....	2
1999	Mark Dougherty.....	5
1998	Juergen Sommer.....	5
1997	Brad Friedel.....	4
1996	Brad Friedel.....	3

Games Started

2011	William Hesmer.....	1
2010	Andy Gruenebaum.....	2
2009	William Hesmer.....	2
2008	William Hesmer.....	4
2004	Jon Busch.....	2
2002	Jon Busch.....	5
2001	Tom Presthus.....	2
1999	Mark Dougherty.....	5
1998	Juergen Sommer.....	5
1997	Brad Friedel.....	4
1996	Brad Friedel.....	3

Minutes Played

2011	William Hesmer.....	90
2010	Andy Gruenebaum.....	210
2009	William Hesmer.....	180
2008	William Hesmer.....	360
2004	Jon Busch.....	180
2002	Jon Busch.....	470
2001	Tom Presthus.....	180
1999	Mark Dougherty.....	450
1998	Juergen Sommer.....	450
1997	Brad Friedel.....	360
1996	Brad Friedel.....	270

Most Wins

2011	None	
2010	Andy Gruenebaum.....	1
2009	None	
2008	William Hesmer.....	3
2004	None	
2002	Jon Busch.....	2
2001	None	
1999	Mark Dougherty.....	3
1998	Juergen Sommer.....	3
1997	Brad Friedel.....	2
1996	Brad Friedel.....	1

Most Losses

2011	William Hesmer.....	12010
	Andy Gruenebaum.....	1
2009	William Hesmer.....	2
2008	None	
2004	Jon Busch.....	1
2002	Jon Busch.....	1
2001	Tom Presthus.....	2
1999	Mark Dougherty.....	2
1998	Juergen Sommer.....	2
1997	Brad Friedel.....	2
1996	Brad Friedel.....	2

Most Ties

2011	None	
2010	None	
2009	None	
2008	William Hesmer.....	1
2004	Jon Busch.....	1
2002	Jon Busch.....	2
2001	None	
1999	None	

Shutouts

2011	None	
2010	None	
2009	None	
2008	William Hesmer.....	1
2004	None	
2002	Jon Busch.....	1
2001	None	
1999	Mark Dougherty.....	2
1998	None	
1997	Brad Friedel.....	1
1996	None	

Shots on Goal Faced

2011	William Hesmer.....	7
2010	Andy Gruenebaum.....	9
2009	William Hesmer.....	7
2008	William Hesmer.....	10
2004	Jon Busch.....	8
2002	Jon Busch.....	27
2001	Tom Presthus.....	14
1999	Mark Dougherty.....	27
1998	Juergen Sommer.....	29
1997	Brad Friedel.....	25
1996	Brad Friedel.....	40

Saves

2011	William Hesmer.....	6
2010	Andy Gruenebaum.....	7
2009	William Hesmer.....	3
2008	William Hesmer.....	7
2004	Jon Busch.....	6
2002	Jon Busch.....	21
2001	Tom Presthus.....	8
1999	Mark Dougherty.....	17
1998	Juergen Sommer.....	17
1997	Brad Friedel.....	20
1996	Brad Friedel.....	14

Catches/Punches (1996-2004)

2004	Jon Busch.....	6
2002	Jon Busch.....	15
2001	Tom Presthus.....	7
1999	Mark Dougherty.....	20
1998	Juergen Sommer.....	26
1997	Brad Friedel.....	12
1996	Brad Friedel.....	3

Goals Against

2011	William Hesmer.....	12010
	Andy Gruenebaum.....	2
2009	William Hesmer.....	4
2008	William Hesmer.....	3
2004	Jon Busch.....	2
2002	Jon Busch.....	5
2001	Tom Presthus.....	6
1999	Mark Dougherty.....	7
1998	Juergen Sommer.....	11
1997	Brad Friedel.....	5
1996	Brad Friedel.....	7

Goals Against Average

2011	William Hesmer.....	1.00
2010	Andy Gruenebaum.....	0.86
2009	William Hesmer.....	2.00
2008	William Hesmer.....	0.75
2004	Jon Busch.....	1.00
2002	Jon Busch.....	0.96
2001	Tom Presthus.....	3.00
1999	Mark Dougherty.....	1.40
1998	Juergen Sommer.....	2.20
1997	Brad Friedel.....	1.25
1996	Brad Friedel.....	2.33

PK Goals Allowed

2011	None	
2010	None	
2009	William Hesmer.....	1
2008	None	
2004	None	
1999-2002	None	
1998	Juergen Sommer.....	1
1996-97	None	

PK Attempts Faced

2011	None	
2010	None	
2009	William Hesmer.....	1
2008	None	
2004	None	
1999-2002	None	
1998	Juergen Sommer.....	1
1996-97	None	

Shootout Wins (1996-99)

1999	None	
1998	Juergen Sommer.....	1
1996-97	None	

Shootout Losses (1996-99)

1996 - 1999	None	
-------------	------	--

Shootout Attempts Faced (1996-99)

1999	None	
1998	Juergen Sommer.....	5
1996-97	None	

Shootout Goals Allowed (1996-99)

1999	None	
1998	Juergen Sommer.....	2
1996-97	None	

BIG GAME PERFORMANCES

Four-Goal Games

Player	Game
Edson Buddle	9/18/04 vs. N.Y.

Hat Tricks (three goals)

Player	Game
Ross Paule	9/4/04 vs. L.A.
Dante Washington	6/16/01 vs. T.B.
Stern John	11/7/99 vs. D.C.*
Stern John	8/18/99 @ N.Y.
Stern John	8/1/99 vs. S.J.
Stern John	8/16/98 vs. K.C.
Stern John	5/30/98 vs. S.J.
Stern John	4/18/98 vs. MIA
Brian Maisonneuve	9/7/96 @ K.C.

Five or More Points Scored

Player	Game	Points
Edson Buddle	9/18/04 vs. N.Y.	8 (4g)
Dante Washington	6/16/01 vs. T.B.	8 (3g, 2a)
Stern John	4/18/98 vs. MIA	7 (3g, 1a)
Ross Paule	9/4/04 vs. L.A.	6 (3g)
Edson Buddle	8/18/02 @ K.C.	6 (2g, 2a)
Jeff Cunningham	6/16/01 vs. T.B.	6 (2g, 2a)
Stern John	11/7/99 vs. D.C.*	6 (3g)
Stern John	8/18/99 @ N.Y.	6 (3g)
Stern John	8/1/99 vs. S.J.	6 (3g)
Stern John	8/16/98 vs. K.C.	6 (3g)
Stern John	5/30/98 vs. S.J.	6 (3g)
Brian Maisonneuve	9/7/96 @ K.C.	6 (3g)
Edson Buddle	10/26/03 vs. CHI	5 (2g, 1a)
Brian McBride	10/26/03 vs. CHI	5 (2g, 1a)
Jeff Cunningham	8/18/02 @ K.C.	5 (2g, 1a)
Jeff Cunningham	9/1/01 vs. N.E.	5 (2g, 1a)
Brian McBride	5/27/00 @ MIA	5 (2g, 1a)
Stern John	8/22/98 vs. T.B.	5 (2g, 1a)
Adrian Paz	6/8/96 vs. K.C.	5 (2g, 1a)
Brian McBride	4/13/96 vs. D.C.	5 (2g, 1a)

Two-Goal Games

Player	Game
Emilio Renteria	4/30/11 vs. VAN
Andres Mendoza	5/28/11 vs. CHV
Andres Mendoza	6/26 vs. COL
Andres Mendoza	9/14/11 vs. HOU
Andres Mendoza	10/15/11 @ N.E.
Steven Lenhart	8/5/10 @ PHI
Guillermo Barros Schelotto	6/6/09 @ K.C.
Guillermo Barros Schelotto	6/14/09 vs. CHV
Guillermo Barros Schelotto	9/20/09 @ CHI
Jason Garey	7/18/09 vs. RSL
Alejandro Moreno	6/14/08 @ K.C.
Robbie Rogers	5/10/08 @ S.J.
Robbie Rogers	4/12/08 vs. CHV
Robbie Rogers	10/20/07 @ D.C.
Guillermo Barros Schelotto	7/22/07 vs. TOR
Andy Herron	5/26/07 vs. TOR
Edson Buddle	10/15/05 @ D.C.
Edson Buddle	9/24/05 @ RSL
John Wolyniec	9/3/05 @ CHV
Knox Cameron	7/23/05 vs. K.C.
Frankie Hejduk	5/21/05 vs. RSL
Edson Buddle	4/2/05 vs. L.A.
Jeff Cunningham	10/2/04 vs. CHI
Edson Buddle	7/28/04 vs. DAL
Jeff Cunningham	6/12/04 vs. K.C.
Edson Buddle	10/26/03 vs. CHI
Brian McBride	10/26/03 vs. CHI
Brian McBride	10/19/03 @ D.C.
Edson Buddle	9/13/03 vs. DAL
Edson Buddle	9/7/02 @ S.J.
Edson Buddle	8/18/02 @ K.C.
Jeff Cunningham	8/18/02 @ K.C.
Brian McBride	7/13/02 @ D.C.
Jeff Cunningham	6/2/02 @ CHI
Jeff Cunningham	9/1/01 vs. N.E.
Brian West	7/4/01 @ L.A.
Jeff Cunningham	6/16/01 vs. T.B.
Brian West	7/12/00 vs. N.E.
Dante Washington	7/12/00 vs. N.E.
Dante Washington	5/27/00 @ MIA
Brian McBride	5/27/00 @ MIA
Dante Washington	4/15/00 @ N.Y.
Dante Washington	4/8/00 vs. L.A.

Stern John	10/17/99 vs. T.B.*
Brian McBride	9/26/99 vs. MIA
Jeff Cunningham	9/23/99 @ CHI
Stern John	7/4/99 @ COL
Stern John	6/30/99 vs. S.J.
Jeff Cunningham	5/9/99 @ S.J.
Brian McBride	10/18/98 vs. D.C.*
Brian McBride	9/30/98 vs. N.E.*
Stern John	9/27/98 @ D.C.
Stern John	9/16/98 vs. COL
Stern John	8/29/98 @ L.A.
Stern John	8/22/98 vs. T.B.
Stern John	8/8/98 vs. N.E.
Jeff Cunningham	7/29/98 @ MIA
Robert Warzycha	8/30/97 vs. L.A.
Brian McBride	4/13/97 vs. DAL
Brian McBride	7/20/96 vs. S.J.
Adrian Paz	6/8/96 vs. K.C.
Pete Marino	5/26/96 @ L.A.
Brian McBride	5/11/96 vs. N.E.
Brian McBride	4/13/96 vs. D.C.

Three-Assist Games

Player	Game
Guillermo Barros Schelotto	11/23/08 vs. N.Y.*
Dante Washington	6/24/00 vs. N.E.
Robert Warzycha	8/18/99 @ N.Y.
Ansil Elcock	9/30/98 vs. N.Y.*
Ansil Elcock	4/18/98 vs. MIA

All-Time Shutouts

Player	Game	Score
William Hesmer	3/26/11 vs. N.Y.	0-0
William Hesmer	4/1/11 vs. DAL	2-0
William Hesmer	4/9/11 @ CHV	0-0
William Hesmer	4/16/11 vs. K.C.	1-0
William Hesmer	6/18/11 @ HOU	2-0
William Hesmer	7/6/11 @ VAN	1-0
William Hesmer	7/16/11 vs. S.J.	0-0
Andy Gruenebaum	7/23/11 vs. POR	1-0
Andy Gruenebaum	7/30/11 @ RSL	2-0
William Hesmer	10/15/11 @ N.E.	3-0
William Hesmer	3/27/10 vs. TOR	2-0
William Hesmer	4/24/10 vs. RSL	1-0
William Hesmer	5/15/10 vs. CHV	1-0
William Hesmer	5/23/10 @ K.C.	1-0
William Hesmer	7/3/10 vs. CHI	2-0
William Hesmer	7/10/10 @ HOU	0-0
William Hesmer	7/17/10 vs. N.Y.	2-0
William Hesmer	7/23/10 vs. HOU	3-0
William Hesmer	8/28/10 vs. DAL	0-0
William Hesmer	9/4/10 @ D.C.	1-0
William Hesmer	10/2/10 vs. S.J.	0-0
William Hesmer	6/27/09 vs. N.Y.	1-0
William Hesmer	7/11/09 @ CHI	0-0
William Hesmer	8/1/09 @ COL	1-0
William Hesmer	8/8/09 @ S.J.	3-0
William Hesmer	8/15/09 vs. DAL	2-0
William Hesmer	9/26/09 vs. L.A.	2-0
William Hesmer	10/10/09 @ N.E.	1-0
William Hesmer	11/8/08 vs. K.C.*	2-0
William Hesmer	10/26/08 vs. D.C.	1-0
William Hesmer	10/4/08 vs. L.A.	1-0
William Hesmer	9/27/08 @ N.E.	1-0
William Hesmer	9/6/08 vs. N.E.	4-0
William Hesmer	8/23/08 vs. RSL	3-0
William Hesmer	7/27/08 @ COL	2-0
William Hesmer	6/14/08 @ K.C.	3-0
William Hesmer	5/17/08 @ TFC	0-0
William Hesmer	4/26/08 vs. HOU	1-0
William Hesmer	3/29/08 vs. TFC	2-0
William Hesmer	8/4/07 @ CHI	0-0
William Hesmer	7/22/07 vs. TFC	2-0
William Hesmer	7/7/07 vs. RSL	2-0
William Hesmer	7/4/07 @ COL	0-0
William Hesmer	6/30/07 vs. N.Y.	1-0
Andy Gruenebaum	4/28/07 vs. D.C.	1-0
Andy Gruenebaum	4/14/07 @ RSL	0-0
Andy Gruenebaum	4/7/07 vs. N.E.	0-0
Bill Gaudette	9/2/06 vs. N.Y.	3-0
Bill Gaudette	8/19/06 vs. N.Y.	1-0
Bill Gaudette	7/29/06 @ CHI	0-0
Noah Palmer	6/28/06 @ N.Y.	0-0
Jon Busch	5/13/06 vs. COL	1-0

Jon Busch	5/6/06 @ RSL.....	1-0
Jon Busch	4/22/06 @ L.A.....	1-0
Jonny Walker	9/3/05 @ CHV.....	3-0
Jonny Walker	8/26/05 vs. K.C.....	1-0
Jonny Walker	8/20/05 vs. DAL.....	1-0
Jonny Walker	7/23/05 vs. K.C.....	2-0
Jonny Walker	7/20/05 vs. N.Y.....	1-0
Bill Gaudette	6/11/05 vs. COL.....	1-0
Busch/Gaudette	5/25/05 @ L.A.....	0-0
Jon Busch	5/21/05 vs. RSL.....	2-0
Jon Busch	4/15/05 vs. D.C.....	1-0
Jon Busch	4/2/05 vs. L.A.....	3-0
Jon Busch	10/6/04 @ CHI.....	1-0
Jon Busch	9/25/04 vs. D.C.....	1-0
Jon Busch	9/8/04 @ S.J.....	1-0
Jon Busch	8/14/04 @ L.A.....	0-0
Jon Busch	7/24/04 @ COL.....	0-0
Jon Busch	7/10/04 @ DAL.....	0-0
Jon Busch	7/3/04 vs. CHI.....	2-0
Jon Busch	5/29/04 vs. S.J.....	1-0
Jon Busch	5/15/04 vs. N.E.....	1-0
Jon Busch	5/1/04 vs. DAL.....	0-0
Jon Busch	8/31/03 vs. K.C.....	1-0
Tom Presthus	7/5/03 vs. DAL.....	0-0 (2OT)
Tom Presthus	6/28/03 vs. D.C.....	3-0
Jon Busch	6/7/03 vs. S.J.....	1-0
Jon Busch	5/10/03 vs. COL.....	2-0
Jon Busch	4/12/03 @ N.Y.....	1-0
Jon Busch	10/6/02 @ N.E.*.....	0-0
Jon Busch	9/14/02 vs. CHI.....	2-0
Jon Busch	8/31/02 vs. N.E.....	0-0
Jon Busch	8/18/02 @ K.C.....	4-0
Jon Busch	7/24/02 vs. D.C.....	1-0
Tom Presthus	5/18/02 vs. S.J.....	2-0
Jon Busch	4/27/02 vs. D.C.....	1-0
Tom Presthus	3/27/02 @ N.Y.....	1-0
Tom Presthus	8/19/01 @ N.Y.....	1-0
Tom Presthus	8/15/01 vs. DAL.....	3-0
Tom Presthus	8/1/01 vs. CHI.....	3-0
Tom Presthus	7/4/01 @ L.A.....	2-0
Tom Presthus	5/5/01 vs. MIA.....	0-0
Mark Dougherty	8/16/00 vs. MIA.....	2-0
Mark Dougherty	7/15/00 vs. K.C.....	2-0
Mark Napoleon	6/17/00 @ COL.....	0-0
Mark Dougherty	4/15/00 @ N.Y.....	1-0
Mark Dougherty	10/22/99 @ T.B.*.....	2-0
Mark Dougherty	9/18/99 vs. T.B.*.....	2-0
Mark Dougherty	9/18/99 @ N.E.....	1-0 (SO)
Mark Dougherty	8/1/99 vs. MIA.....	4-0
Mark Dougherty	7/4/99 @ COL.....	3-0
Mark Dougherty	5/22/99 vs. T.B.....	0-1 (SO)
Mark Dougherty	5/15/99 vs. N.E.....	2-0
Dougherty/Napoleon	4/28/99 @ K.C.....	1-0
Mark Dougherty	4/17/99 @ N.E.....	1-0 (SO)
Juergen Sommer	9/9/98 vs. MIA.....	1-0
Juergen Sommer	8/29/98 @ L.A.....	3-0
Juergen Sommer	7/9/98 vs. CHI.....	2-0
Mark Dougherty	5/22/98 @ N.E.....	2-0
Juergen Sommer	4/30/98 @ T.B.....	1-0
Bred Friedel	10/8/97 vs. T.B.*.....	2-0
Brad Friedel	9/25/97 @ N.Y.....	1-0
Brad Friedel	9/14/97 vs. K.C.....	4-0
Brad Friedel	8/30/97 vs. L.A.....	2-0
Brad Friedel	8/16/97 vs. N.Y.....	2-0
Brad Friedel	7/27/97 vs. T.B.....	0-1 (SO)
Brad Friedel	7/20/97 vs. N.E.....	1-0
Brad Friedel	5/11/97 vs. N.Y.....	3-0
Brad Friedel	5/9/97 @ N.E.....	2-0
Brad Friedel	9/21/96 @ N.E.....	1-0
Brad Friedel	9/15/96 vs. N.Y.....	2-0
Brad Friedel	8/28/96 vs. L.A.....	2-0
Brad Friedel	8/18/96 vs. S.J.....	2-0
Pat Harrington	7/25/96 vs. T.B.....	1-0
Bo Oshoniyi	5/5/96 @ DAL.....	0-1 (SO)
Bo Oshoniyi	4/27/96 @ N.Y.....	2-0
Bo Oshoniyi	4/13/96 vs. D.C.....	4-0

* denotes playoff game; Note: Prior to 2000, games tied after regulation were decided by a shootout.



Brian McBride salutes crowd as he is the first inductee into the Crew Circle of Honor on July 16, 2011.

ALL-TIME PENALTY KICK RECORD

ALL-TIME PENALTY KICKS TAKEN

Date	Shooter	Goalkeeper	Result	Opponent (Result)
5/11/96	McBride	Heaney	G	vs. New England (W 3-2)
5/15/96	Paz	Causey	G	@ D.C. (L 5-2)
5/19/96	Khumalo	Woods	G	vs. Colorado (L 4-2)
6/1/96	McBride	Salzwedel	G	@ San Jose (L 2-1, SO)
6/22/96	Khumalo	Dougherty	G	@ Tampa Bay (W 4-3, SO)
6/30/96	McBride	Meola	NG	vs. New York (L 4-0)
7/20/96	McBride	Salzwedel	G	vs. San Jose (L 4-3)
4/13/97	McBride	Dodd	G	vs. Dallas (W 2-1)
4/13/97	Marino	Dodd	NG	vs. Dallas (W 2-1)
5/11/97	Maisonneuve	Meola	G	vs. New York (W 3-0)
6/21/97	McBride	Meola	G	vs. New York (W 2-1)
7/30/97	Marino	Presthus	NG	@ D.C. (L 4-2)
5/9/98	McBride	Cassar	NG	@ Miami (L 2-0)
6/13/98	John	Presthus	G	vs. D.C. (L 4-3, SO)
9/6/98	McBride	Meola	G	vs. New York (W 4-3)
9/24/98	McBride	Petras	G	vs. Tampa Bay (L 4-3)
10/3/99	John	Cassar	NG	@ Miami (L 4-1)
10/3/99	Cunningham	Cassar	G	@ Miami (L 4-1)
7/1/00	Warzycha	Cannon	G	vs. San Jose (W 2-1)
7/22/00	Warzycha	Meola	G	@ Kansas City (L 3-1)
8/26/00	McBride	Sommer	G	@ New England (L 2-1)
9/1/01	Cunningham	Fernandez	G	vs. New England (W 4-1)
9/22/01	Warzycha	Cannon	G	vs. San Jose (L 3-1)*
5/4/02	Cunningham	Cannon	G	@ San Jose (L 3-2)
7/31/02	McBride	Howard	G	@ New York (W 3-2)
8/14/02	Martino	Hartman	G	vs. Los Angeles (W 3-2)
5/10/03	Cunningham	Vallow	G	vs. Colorado (W 2-0)
5/17/03	McBride	Onstad	G	@ San Jose (L 4-3)
10/19/03	McBride	Warren	G	@ D.C. (W 3-2, 2OT)
5/8/04	Paule	Rimando	G	@ D.C. (T 1-1)
5/28/05	Martino	Wells	NG	vs. New York (L 3-0)
6/11/05	Glen	Cannon	G	vs. Colorado (W 1-0)
6/18/05	Henderson	Wells	NG	@ New York (L 3-2)
7/2/05	Rodriguez	Rimando	NG	vs. D.C. United (L 1-0)
10/8/05	Elliot	Mahoney	G	@ Chicago (W 2-1)
4/15/06	Rozental	Thornton	G	vs. Chicago (T 1-1)
7/4/06	Gaven	Onstad	G	@ Houston (T 1-1)
8/16/06	Rozental	Garlick	G	vs. Salt Lake (L 2-1)
8/27/06	Gaven	Reis	NG	@ New England (L 1-0)
9/9/06	Rozental	Pickens	G	vs. Chicago (L 2-1)
6/23/07	Grabavoy	Cannon	NG	@ Los Angeles (W 3-2)
7/7/07	Schelotto	Rimando	G	vs. Salt Lake (W 2-0)
8/11/07	Herron	Burse	G	@ Dallas (L 3-2)
4/12/08	Schelotto	Guzan	G	vs. Chivas USA (W 4-3)
6/21/08	Schelotto	Cronin	G	@ Los Angeles (T 3-3)
6/28/08	Schelotto	Coundoul	G	vs. Colorado (W 2-1)
8/23/08	Schelotto	Rimando	G	vs. Salt Lake (W 3-0)
9/13/08	Moreno	Sutton	NG	@ Toronto (T 1-1)
3/28/09	Schelotto	Frei	G	vs. Toronto (T 1-1)
6/6/09	Schelotto	Hartman	G	@ Kansas City (W 2-0)
9/13/09	Gaven	Onstad	G	vs. Houston (W 2-1)
9/20/09	Schelotto	Busch	G	@ Chicago (T 2-2)
10/3/09	Schelotto	Keller	NG	vs. Seattle (L 1-0)
4/10/10	Schelotto	Hartman	NG	@ Dallas (T 2-2)
4/24/10	Schelotto	Rimando	G	vs. Salt Lake (W 1-0)
5/15/10	Schelotto	Thornton	G	vs. Chivas USA (W 1-0)
6/26/10	Lenhart	Perkins	NG	vs. D.C. United (W 2-0)
8/21/10	Schelotto	Pickens	G	vs. Colorado (W 3-1)
9/25/10	Schelotto	Reis	G	@ New England (T 2-2)
10/24/10	Schelotto	Seitz	G	vs. Philadelphia (W 3-1)
3/19/11	Rogers	Onstad	G	@ D.C. United (L 3-1)
4/1/11	Mendoza	Hartman	G	vs. FC Dallas (W 2-0)
4/30/11	Renteria	Nolly	G	vs. Vancouver (W 2-1)
5/7/11	Renteria	Keller	G	vs. Seattle (T, 1-1)
6/8/11	Mendoza	Rimando	G	vs. Salt Lake (W 2-1)
8/20/11	Mendoza	Mondragon	G	vs. Philadelphia (W 2-1)
8/27/11	Cunningham	Keller	G	@ Seattle (L, 6-2)
9/14/11	Mendoza	Hall	G	vs. Houston (T, 2-2)
9/14/11	Mendoza	Hall	G	vs. Houston (T, 2-2)

*denotes playoff game

ALL-TIME PENALTY KICKS FACED

Date	Goalkeeper	Shooter	Result	Opponent (Result)
5/2/96	Oshoniyi	Preki	G	@ Kansas City (L 6-4)
6/8/96	Oshoniyi	Preki	G	vs. Kansas City (L 4-3, SO)
6/22/96	Winner	Lassiter	G	@ Tampa Bay (W 4-3, SO)
8/4/96	Winner	Cienfuegos	G	@ Los Angeles (W 2-1, SO)
4/5/97	Friedel	Wegerle	G	@ Colorado (L 2-0)
5/9/97	Friedel	J.-M. Moore	NG	@ New England (W 2-0)
5/29/97	Friedel	J. Moreno	G	vs. D.C. (L 3-2)
7/30/97	Friedel	Diaz Arce	G	@ D.C. (L 4-2)
7/30/97	Friedel	J. Moreno	G	@ D.C. (L 4-2)
3/21/98	Dougherty	Lassiter	NG	@ Tampa Bay (W 2-1)
3/29/98	Sommer	Kreis	NG	@ Dallas (L 2-1)
6/13/98	Dougherty	J. Moreno	G	vs. D.C. (L 4-3, SO)
7/29/98	Sommer	Herrera	G	@ Miami (L 3-2)
8/12/98	Sommer	Rooney	NG	@ New York (L 3-1)
9/19/98	Dougherty	Bravo	G	vs. Colorado (L 4-2)
9/19/98	Dougherty	Vermes	NG	vs. Colorado (L 4-2)
7/10/99	Dougherty	Gutierrez	G	@ Miami (L 2-0)
8/14/99	Dougherty	J. Moreno	G	@ D.C. (L 2-1)
8/22/99	Dougherty	Diaz Arce	G	vs. Tampa Bay (L 2-1, SO)
10/10/99	Dougherty	Razov	G	vs. Chicago (L 3-2, SO)
3/25/00	Dougherty	Cerritos	G	vs. San Jose (W 2-1, 2OT)
6/17/00	Napoleon	Agogo	NG	@ Colorado (T 0-0)
7/12/00	Dougherty	Harkes	G	vs. New England (W 4-1)
8/2/00	Dougherty	Da. Brase	G	@ San Jose (W 2-1)
8/26/00	Dougherty	Baba	G	@ New England (L 2-1)
8/30/00	Dougherty	Diallo	G	vs. Tampa Bay (L 4-3)
9/6/00	Dougherty	Stoichkov	G	@ Chicago (L 3-1)
5/12/01	Presthus	Rodriguez	G	@ Dallas (L 4-0)
5/16/01	Presthus	Cate	G	@ New England (L 2-1)
8/19/01	Presthus	Villegas	NG	@ New York (W 1-0)
5/12/02	Presthus	J. Moreno	NG	@ D.C. (T 1-1)
6/2/02	Presthus	Razov	G	@ Chicago (L 5-4)
7/6/02	Presthus	Paule	G	vs. New York (L 3-2)
7/31/02	Busch	Diallo	NG	@ New York (W 3-2)
9/14/02	Busch	Stoichkov	NG	vs. Chicago (W 2-0)
5/3/03	Busch	Preki	G	@ Kansas City (T 2-2, 2OT)
5/31/03	Busch	Mathis	G	vs. New York (T 1-1, 2OT)
8/9/03	Busch	Ruiz	G	@ Los Angeles (L 3-1)
8/13/03	Busch	Razov	G	vs. Chicago (T 2-2, 2OT)
8/16/03	Busch	Spencer	G	@ Colorado (L 2-1, OT)
10/4/03	Busch	Elcheverry	G	vs. D.C. (T 1-1, 2OT)
10/19/03	Busch	Stoichkov	G	@ D.C. (W 3-2, 2OT)
10/26/03	Busch	Marsch	G	vs. Chicago (W 6-2)
4/24/04	Busch	Ruiz	G	@ Los Angeles (L 2-0)
6/6/04	Busch	Cancela	G	@ New England (W 2-1)
6/6/04	Busch	Cancela	NG	@ New England (W 2-1)
8/7/04	Busch	Ralston	G	@ New England (T 2-2)
8/21/04	Busch	Moreno	G	vs. D.C. (T 2-2)
10/2/04	Busch	Ralph	G	vs. Chicago (T 3-3)
10/9/04	Busch	Galvan Rey	G	@ New York (T 1-1)
10/16/04	Busch	Henderson	G	@ Colorado (T 1-1)
6/18/05	Gaudette	Djorkaeff	G	@ New York (L 3-2)
10/8/05	Jordan	Marsch	NG	@ Chicago (W 2-1)
10/15/05	Jordan	J. Moreno	G	@ D.C. (T 2-2)
5/31/06	Popik	J. Moreno	G	@ D.C. (L 5-1)
9/16/06	Gaudette	Djorkaeff	NG	@ New York (L 1-0)
6/23/07	Hesmer	Martino	NG	@ Los Angeles (W 3-2)
9/15/07	Hesmer	Johnson	G	@ Kansas City (L 3-2)
10/20/07	Hesmer	Gomez	G	@ D.C. (W 3-2)
3/29/08	Hesmer	Samuel	NG	vs. Toronto (W 2-0)
4/5/08	Hesmer	Angel	NG	@ New York (L 2-0)
5/3/08	Hesmer	Lopez	G	vs. Kansas City (W 2-1)
5/24/08	Hesmer	Joseph	NG	vs. New England (L 1-0)
6/21/08	Hesmer	Donovan	G	@ Los Angeles (T 3-3)
5/30/09	Grunebaum	Ljungberg	NG	@ Seattle (T 1-1)
6/20/09	Grunebaum	Cooper	G	@ Dallas (L 2-1)
11/5/09*	Hesmer	Findley	G	vs. Salt Lake (L 3-2)
4/10/10	Hesmer	Cunningham	G	@ Dallas (T 2-2)
8/5/10	Hesmer	Le Toux	G	@ Philadelphia (W 2-1)
9/18/10	Hesmer	Sturgis	G	vs. Seattle (L 4-0)
9/25/10	Hesmer	Joseph	G	@ New England (T 2-2)
3/19/11	Hesmer	Davies	G	@ D.C. (L 3-1)
7/7/11	Hesmer	Dunfield	NG	@ Vancouver (W, 1-0)
8/27/11	Hesmer	Rosales	G	@ Seattle (L, 6-2)
9/28/11	Hesmer	Kamara	G	@ Kansas City (L, 2-1)

*denotes playoff game

YOUR HEALTH IS OUR GOOOOOAAAAAAL!

Official Healthcare Provider of the Crew.



BELIEVE IN WE  OhioHealth

A FAITH-BASED, NOT-FOR-PROFIT HEALTHCARE SYSTEM + RIVERSIDE METHODIST HOSPITAL
GRANT MEDICAL CENTER + DOCTORS HOSPITAL + GRADY MEMORIAL HOSPITAL
DUBLIN METHODIST HOSPITAL + DOCTORS HOSPITAL - NELSONVILLE + HARDIN MEMORIAL HOSPITAL
MARION GENERAL HOSPITAL + HOMEREACH + OHIOHEALTH NEIGHBORHOOD CARE
WESTERVILLE MEDICAL CAMPUS + 21,000 PHYSICIANS, ASSOCIATES & VOLUNTEERS





GAVEN #12

MAJOR LEAGUE SOCCER



MAJOR LEAGUE SOCCER RULES OF COMPETITION

STRUCTURE: The 19 MLS teams are divided into two conferences:

Eastern Conference – Chicago Fire, Columbus Crew, D.C. United, Houston Dynamo, Sporting Kansas City, Montreal Impact, New England Revolution, New York Red Bulls, Philadelphia Union, Toronto FC.

Western Conference – Chivas USA, Colorado Rapids, FC Dallas, LA Galaxy, Portland Timbers, Real Salt Lake, San Jose Earthquakes, Seattle Sounders FC, Vancouver Whitecaps FC.

SCHEDULE: Each team plays a 34-game regular season schedule; 17 home games, 17 away games.

WESTERN CONFERENCE

24 in-conference + 10 out-of-conference games:

- Western Conference teams will play each West opponent three times (24 games):
 - o West teams will play four conference opponents twice at home and once away
 - o They will play the other four conference opponents once at home and twice away.
 - o The home and away games will be reversed in 2013.
- Western Conference teams will play each East opponent once each (10 games):
 - o Five of these will be at home and five will be away.
 - o The East opponents each team faces at home and away will be reversed in 2013.

EASTERN CONFERENCE

25 in-conference + 9 out-of-conference games:

- Eastern Conference teams will play 25 games against other East teams:
 - o East teams will play seven conference opponents three times each (21 games) and
 - o two conference opponents twice each (four games).
- Eastern Conference teams will play each West opponent once each (9 games):
 - o Some will play four at home and five away while others will play five at home and four away.
 - o The West opponents each team faces at home and away will be reversed in 2013.

POINT SYSTEM: Teams will receive three points for a win, one point for a tie and zero points for a loss.

REFEREES: All referees in MLS are either USSF (United States Soccer Federation) or CSA (Canadian Soccer Association) National Referees. All MLS games played in the US will be assigned by USSF and all games played in Canada will be assigned by CSA.

GAME CLOCK: The official game time for all Major League Soccer games will be managed on the field by the referee. If necessary, the referee may also allot extra time (a.k.a. "stoppage time") at the end of each period (first half, second half, and if applicable, first overtime period and second overtime period during playoff matches) to allow for injuries, time-wasting or other disturbances.

The stadium clock will display the time from 0:00 to 45:00 and from 45:00 to 90:00 (plus stoppage time where applicable in each half). For statistical purposes, the minutes for goals, substitutions, yellow cards, etc., will be listed from the first minute until the 90th minute. A goal scored at 15 minutes 10 seconds will be listed as having been scored in the 16th minute. Events occurring during stoppage time will follow the international norm by being demarcated with a "+" sign and the extra minutes. For example, a goal scored three minutes into first half stoppage time will be officially identified as happening at "48+".

GAME DAY ROSTERS: Each team can nominate 18 players for a game day roster. Teams are allowed three substitutions per game.

CAUTIONS AND SUSPENSIONS: A player will be suspended for one game upon receiving his fifth yellow card – regardless of the nature of the infraction that resulted in his being awarded a yellow card. A second suspension of one game would result after the awarding of an additional three cards, as would a third suspension after the awarding of card number eleven. With the "Good Behavior" incentive, it is possible for a player to have a caution expunged. If a player goes three games without receiving a yellow card, after an initial warning, the player will have one yellow card expunged. A player may take advantage of the "Good Behavior" incentive only once throughout the season.

MLS CUP PLAYOFFS: FORMAT

WHO QUALIFIES: Ten teams, the top five in points from each conference at the end of the regular season, qualify for the 2012 MLS Cup Playoffs.

The fourth and fifth place teams in each conference will play a single knockout game, the winner of which will advance to the Conference Semifinals and face the first place team in the conference.

The four Conference Semifinals will be decided by two-game aggregate series, with the lower seed hosting the first leg and the higher seed hosting the second leg. If the aggregate score is tied after 180 minutes of play, two 15-minute extra time periods will be played in their entirety, followed by penalty kicks, if necessary.

The two Conference Championships will be decided by a two-game aggregate series, with the lower seed hosting the first leg and the higher seed hosting the second leg. If the aggregate score is tied after 180 minutes of play, two 15-minute extra time periods will be played in their entirety, followed by penalty kicks, if necessary.

MLS Cup will be a single championship match hosted by the higher seed. If the score is tied after 90 minutes of play, two 15-minute extra time periods will be played in their entirety, followed by penalty kicks, if necessary.

TEAM STANDINGS TIE-BREAKING PROCEDURES

The team awarded the highest position in the MLS standings will be the team with the greatest number of points (three points for a win, one point for a tie, zero points for a loss). In the event that two teams finish the regular season with an equal number of points, the following system will be used to break the tie:

- 1) The highest position shall be awarded to the team with the better win/loss record in current regular season games against all other teams equal in points. (head-to-head competition)
- 2) If the teams are still equal in the standings, the highest position shall be awarded to the team with the greater goal difference against all other teams during the regular season. (goal differential)
- 3) If the teams are still equal in the standings, the highest position shall be awarded to the team scoring the greatest number of total goals against all other teams during the regular season. (total goals)
- 4) If the teams are still equal in the standings, the procedures described in this section shall be applied only to games played on the road by each team against all other teams during the regular season. (road 1-3)
- 5) If the teams are still equal in the standings, the procedures described in this section shall be applied only to games played at home by each team against all other teams during the regular season. (home 1-3)
- 6) If the teams are still equal in the standings, the highest position shall be awarded to the team with the fewest team disciplinary points in the League Fair Play table during the regular season.
- 7) If the teams are still equal in the standings, the highest position in the standings shall be determined by the toss of a coin.
- 8) The first tiebreaker in a three-way tie is also head-to-head, but it is determined via points-per-game versus the other two teams. If two teams are tied in points-per-game head-to-head, the next tie breaker is goal difference.

NOTE: If two teams remain tied after another teams with the same number of points advances during any step, the tie breaker reverts to step 1 of the two-team format.



Sheraton
Columbus
HOTEL
AT CAPITOL SQUARE



Soccer is Better when Shared

Sheraton is where people gather. Celebrate with fans and create memories with special Columbus Crew rates.

columbus crew
fan rates
\$125 per person
per night

Book at Sheraton.com or call 614 365 4500

spg*

Starwood
Preferred
Guest

MERIDIEN

loft

THE LUXURY COLLECTION

WESTIN

FOUR POINTS



2012 MLS PLAYER RULES AND REGULATIONS SUMMARY

I. MLS ROSTER COMPOSITION

A Major League Soccer club's first team roster is comprised of up to 30 players. All 30 players are eligible for selection to each 18-player game-day squad during the regular season and playoffs.

Salary & Budget:

- Players occupying roster spots 1-20 count against the club's 2012 salary budget of \$2,810,000, and are referred to collectively as the club's Salary Budget Players.
 - Roster spots 19 and 20 are not required to be filled, and teams may spend their salary budget across only 18 Salary Budget Players.
 - A minimum salary budget charge will be imputed against a team's salary budget for each unfilled senior roster slot below 18.
 - The maximum budget charge for a single player is \$350,000.*
 - A Designated Player over the age of 23 counts as \$350,000 against the club's salary budget, unless the player joins his club in the middle of the season, in which case his budget charge will be \$175,000.
 - A Designated Player 20 years old or younger** (referred to as Young Designated Players or Young DPs) counts as \$150,000 against the club's salary budget
 - A Designated Player 21-23 years old** counts as \$200,000 against the club's salary budget.
 - The budget charge for the midseason signing of a Young DP is \$150,000 and this amount cannot be lowered with allocation funds.
 - Clubs will not have to buy the third DP roster slot to accommodate a Young Designated Player whereas clubs are normally required to buy that slot for a one-time fee of \$250,000.
 - Clubs are responsible for all amounts above the budget charge for all Designated Players.

*See section entitled Allocation Money below, under Player Acquisition Mechanisms, for details on buying down a player's budget charge.

**Age of player is determined by year (not date) of birth.

- Players occupying roster spots 21-30 do not count against the club's salary budget, and are referred to collectively as the club's Off-Budget Players (maximum of 10 per team).
 - All Generation adidas players are Off-Budget players.
 - Players occupying roster spots 1-24 will earn at least \$44,000 in 2012.
 - Players occupying roster spots 25-30 will earn at least \$33,750 in 2012.
 - Clubs may elect to leave up to two of these roster spots (25-30) vacant and use \$35,000 for each empty spot as allocation money.
 - Clubs may sign up to two Homegrown Players contracts above the minimum salary and similar to Generation adidas player contract amounts.

Age Designations:

- Any player making \$33,750 must be under the age 25 (does not turn 25 or older in 2012).

Domestic/International:

- In 2012, a total of 152 international slots are divided among the 19 clubs. Each club began with eight international slots, which are tradable. There is no limit on the number of international slots on each club's roster.
 - The remaining roster slots must belong to domestic players. For clubs based in the United States, a domestic player is either a U.S. citizen, a permanent resident (green card holder) or the holder of other special status (e.g., refugee or asylum status).
- The three MLS clubs based in Canada – Montreal Impact, Toronto FC and Vancouver Whitecaps FC – began with eight international slots, but their domestic slots may be filled with either Canadian or U.S. domestic players.
 - MLS clubs based in Canada are required to have a minimum of three Canadian domestic players on their rosters.
 - Players with the legal right to work in Canada are considered Canadian domestic players (i.e., Canadian citizen, permanent resident, part of a protected class).

NOTE: The terms Homegrown and Generation adidas are used to describe mechanisms by which players are acquired. They are not roster designations. All players' roster slots are determined by their compensation and/or age as outlined above.

II. PLAYER ACQUISITION MECHANISMS

MLS teams may acquire players and add them to their rosters via the following mechanisms:

(A) ALLOCATION RANKING

The allocation ranking is the mechanism used to determine which MLS club has first priority to acquire a U.S. National Team player who signs with MLS after playing abroad, or a former MLS player who returns to the League after having gone to a club abroad for a transfer fee. The allocation rankings may also be used in the event two or more clubs file a request for the same player on the same day when the discovery period opens in December. The allocations will be ranked in reverse order of finish for the 2011 season, taking playoff performance into account.

Once the club uses its allocation ranking to acquire a player, it drops to the bottom of the list. A ranking can be traded, provided that part of the compensation received in return is the other club's ranking. At all times, each club is assigned one ranking. The rankings reset at the end of each MLS League season.

Allocation Money

Allocation money is a resource available to clubs in addition to their respective salary budgets.

A club may receive allocation money for:

- (1) failure to qualify for the MLS Cup Playoffs;
- (2) the transfer of a player to a club outside of MLS for value;
- (3) expansion status;
- (4) qualification for the CONCACAF Champions League;
- (5) trading in up to two Off-Budget roster spots;
- (6) funds from purchased third designated player roster spots.

Each year the MLS Competition Committee determines the allocation amount to be made available to each club. Allocation money can be traded by clubs. Allocation money does not count against a club's salary budget and can be used:

- To sign players new to MLS (that is, a player who did not play in MLS during the previous season).
- To re-sign an existing MLS player, subject to League approval.
- To "buy-down" a player's salary budget charge below the League maximum of \$350,000.
- In connection with the exercise of an option to purchase a player's rights or the extension of a player's contract for the second year provided the player was new to MLS in the immediately prior year.

NOTE: To protect the interests of MLS and its clubs during discussions with prospective players or clubs in other leagues, amounts of allocation money held by each club will not be shared publicly.

(B) DESIGNATED PLAYER

The Designated Player Rule allows clubs to acquire up to three players whose salaries exceed their budget charges, with the club bearing financial responsibility for the amount of compensation above each player's budget charge. Designated Player slots may be used to acquire players new to MLS or to retain current MLS players, subject to League approval.

In 2012, a Designated Player over the age of 23** will carry a salary budget charge of \$350,000, unless the player joins his club in the middle of the season, in which case his budget charge will be \$175,000.

A Designated Player 20 years old or younger** counts as \$150,000 against the club's salary budget and a Designated Player 21-23 years old counts as \$200,000 against the club's salary budget.

Clubs have the option of "buying down" the budget charge of a Designated Player with allocation money. The reduced charge may not be less than \$150,000.

The budget charge for the midseason signing of a young Designated Player (23 years old and younger) is \$150,000 and this amount cannot be lowered with allocation funds.

Each club has two Designated Player slots and clubs are allowed to "purchase" a third Designated Player slot for a one-time fee of \$250,000 that will be dispersed in the form of allocation money to all clubs that do not have three Designated Players. Clubs will not have to buy the third DP roster slot to accommodate Designated Players 23 years old and younger.

Designated Player slots are not tradable.

** Age of player is determined by year (not date) of birth.

(C) SUPERDRAFT

The 2012 MLS SuperDraft, held Jan. 12 in Kansas City, Mo., consisted of two rounds of 19 picks for a total of 38 player selections. A supplemental draft was held Jan. 17 via teleconference and consisted of four rounds of 19 picks.

The majority of draft prospects are NCAA college seniors who have exhausted their college eligibility. Generation adidas players and non-collegiate international players are also eligible for selection in the SuperDraft and supplemental draft. Clubs may nominate players for the League's draft-eligible list, and only players from that list may be selected.

Generation adidas is a joint program between MLS and adidas that is dedicated to developing exceptional domestic talent in a professional environment. Each year, a handful of top domestic underclassmen and youth national team players are signed to the league and placed in the SuperDraft through this program. Generation adidas players also receive an educational stipend.

Draft Order: The Montreal Impact held the first overall selection in the 2012 MLS SuperDraft as expansion clubs are always given the top spot in the SuperDraft and the Supplemental Draft. The next eight selections went to clubs that did not qualify for the 2011 MLS Cup Playoffs beginning with the club with fewest regular season points (3 points per win, one point per tie). The remaining ten positions were ranked by fewest regular season points among the teams that were eliminated in the same round of the MLS Cup Playoffs.

Unless claimed on waivers, a player who was drafted by a particular team through the SuperDraft or supplemental draft and did not sign with the League, is placed on that team's "College Protected List" until the second December 31 following the draft in question, after which the team loses the rights to the player.

(D) TRADES

Players, SuperDraft and Supplemental draft picks, allocation money, allocation rankings, and international player slots may all be exchanged in trades approved by the MLS League Office, provided all of the necessary rules regarding roster and salary budget compliance are met and the trade is completed during a valid trading period. No trades may occur after the Roster Freeze Deadline of September 15, 2012 at 5 p.m. ET.

(E) DISCOVERY SIGNINGS

Clubs may make discovery claims on players not yet under MLS contract who are not subject to the allocation ranking or lottery mechanisms.

Each club has the opportunity to make six discovery signings per season (expansion teams may make 10 discovery signings in their inaugural season). A club may have up to 10 discovery claims on unsigned players at any time and may remove or add players at any time. The last day for discovery player signings is September 15, 2012 – coinciding with the roster freeze date and trade deadline.

The six discovery signings can be used to fill senior roster spots only. If multiple clubs claim the same player using a discovery, the club that filed the claim first will have first rights to the player. Discovery claims expire following each season. If the League and player are unable to reach an agreement during the season, the club that first filed the discovery retains the right of first refusal in the event the player is later signed by the League.

Note: To protect interests of MLS clubs in scouting and negotiations with prospective players, the League office will not publicize the names of players on club discovery lists, nor specify if a discovery claim has been filed on a particular player.

(F) HOMEGROWN PLAYER SIGNINGS

A club may sign a player to his first professional contract without subjecting him to the MLS SuperDraft if the player has trained for at least one year in the club's youth development program and has met the League's Homegrown Player criteria. Players joining MLS through this mechanism are known as Homegrown Players.

There is no limit to the number of Homegrown Players a club may sign in a given year.

(G) RE-ENTRY PROCESS

The 2012 Re-Entry Process will commence after MLS Cup. The priority order for the Re-Entry Draft is reverse order of finish in 2012, taking into account playoff performance.

Available to all teams in Stage 1 of the Re-Entry draft will be:

- 1) Players who are at least 23 years old and have a minimum of three years experience in MLS whose options were not exercised by their clubs (available at option salary for 2013).
- 2) Players who are at least 25 years old with a minimum of four years of MLS experience who are out of contract and whose club does not wish to re-sign them at their previous salary (available for at least their 2012 salary).
- 3) Players who are at least 30 years old with a minimum of eight years of MLS experience who are out of contract and whose club does not wish to re-sign them (available for at least 105% of their 2012 salary).

Players who are not selected in Stage 1 of the Re-Entry Draft will be made available in Stage 2. Clubs selecting players in Stage 2 will negotiate a new salary with the player.

Players who remain unselected after Stage 2 will be available to any MLS club on a first come, first serve basis.

(H) WAIVERS

A team may place a player on waivers at any time during the regular season at which point he is made available to all other teams. The waiver claiming period shall commence on the first business day after the League delivers notice to teams and shall expire at 5 p.m. EST on the second business day after the Waiver Period Commencement Date. The claiming period is 48 hours.

The Waiver Draft order is determined via points per game once all teams have played at least three MLS League games. If the waiver takes place prior to all teams playing in at least three League games, priority shall be granted based upon the prior year's performance, taking playoff performance first, with teams eliminated from playoff contention at the same stage separated according to their point totals through the end of the regular season. New expansion teams shall be at the bottom of the waiver order.

Once a team selects a player off waivers, that club is automatically moved to the bottom of the priority list for subsequent waiver selections in a given season, regardless of its points-per-game total. Players who may be placed on the MLS waiver wire are as follows:

- (i) A player waived by an MLS team in the current season;
- (ii) A player who completed his college eligibility within the past season, who was not made available in the SuperDraft or Supplemental Draft;
- (iii) A player who has remaining college eligibility (and was not made available in the SuperDraft or Supplemental Draft), but the League at its discretion and after taking into account exceptional circumstances determines the player may be offered an MLS contract;
- (iv) A player who has played in MLS previously where his last MLS team does not wish to exercise their right of first refusal, except in the case of returning U.S. National Team players as stated above;
- (v) A player who was drafted in the SuperDraft or supplemental draft, and who after a trial with the club is not offered a contract by the first Monday of June.

(I) LOTTERY

Some players shall be assigned to MLS teams via the weighted Lottery process. Any team assigned a player through the lottery in any particular season shall not be assigned another lottery player that season unless and until all teams have received a lottery player or have agreed to waive their option to participate in a Lottery. The players made available through lotteries include:

- (i) Generation adidas players signed after the MLS SuperDraft;
- (ii) Draft eligible players to whom an MLS contract was offered but who failed to sign with the League prior to the Draft.

The weighted lottery takes into consideration each team's performance over its last 34 regular season games and the most recent postseason. The team with the worst record over its last 34 regular season games (dating back to previous season if necessary and taking playoff performance into account) will have the greatest probability of winning the lottery. Teams are not required to participate in a lottery. Players are assigned via the lottery system in order to prevent a player from potentially influencing his destination club with a strategic holdout.

(J) EXTREME HARDSHIP CALL-UPS

Teams may add players to their roster in cases of "extreme hardship" as follows: (1) a club with three goalkeepers on its 30-man roster, but has less than two available goalkeepers or (2) a team has less than 15 available players. Extreme hardship call-ups are made on a game-by-game basis.

(K) SEASON-ENDING INJURY REPLACEMENTS (Season Ending Injury List)

A team with a player lost to a season-ending injury can place the player on the Season Ending Injury List and replace that player on its roster, while remaining responsible for the full amount of the injured player's salary. A player can be placed on the season-ending injury list once another player has been signed as a replacement (provided the team has budget space). International player limits still apply at the time a season-ending replacement is made (with the player being replaced not counting against those limits).

(L) SHORT-TERM INJURY REPLACEMENTS (Disabled List)

A player who has a short-term injury can be placed on the Disabled List once another player has been signed as a replacement (provided the team has budget space). The team will remain responsible for the full amount of the injured player's salary on the salary budget. Note: the injured player will have to sit out a minimum of six MLS League matches before he can rejoin the team's roster.

International player limits still apply at the time a short-term replacement is made (with the player being replaced not counting against those limits).

NOTE: No changes may be made to a team's active full roster during the period beginning on September 16, 2012 (day after Roster Freeze Date) through the day after MLS Cup. Nevertheless, a team may obtain players in accordance with the extreme hardship rules and procedures to replace players who are injured or otherwise legitimately unavailable after the Roster Freeze Date. Any other replacements after the Roster Freeze Date may only be made in exceptional circumstances in the League's sole and absolute discretion.

(III.) METHODS OF RELEASING PLAYERS

(A) WAIVERS

Teams may waive players based on performance at any time during the MLS season. Players with guaranteed contracts will continue to have their salary budget charge applied to the team salary budget, subject to any settlement. Players on semi-guaranteed contracts can be waived prior to July 1 of any year and free up the corresponding budget space. If a player on a semi-guaranteed contract is waived after July 1, his salary budget charge will count against the team's salary budget and the team waiving the player will not receive a replacement except under the normal player acquisition mechanisms. Any settlement amount will be charged to the team's salary budget.

(B) TRANSFERS AND LOANS

An MLS player may be transferred or loaned at any time to a team outside the League (subject to that team's Federation's transfer window), subject to the consent of the player.

The registration windows—the dates between which MLS may request the transfer certificate of a player under contract in another country—are as follows:

January 21 – April 15 (Primary Window)

June 27 – July 27 (Secondary Window)

(C) CONTRACT EXPIRATION

When a player's contract expires, the player does not count against the roster or budget of the team in question. Subject to the Re-Entry Draft rules, a team retains the rights to the player indefinitely following the expiration of a contract only if attempts were made to re-sign the player.

(D) BUYOUT OF GUARANTEED CONTRACT

Teams may have the ability to buyout one guaranteed player as follows:

- A Team may buy out one (1) guaranteed player (including a DP's) contract during the off-season and free up the corresponding budget space. Such a buyout is at the particular MLS Team's own expense.
- A Team may not free up budget space with a buyout of a player's salary budget charge during the season. Such a buyout will be conducted by the League and count on a Club's budget in a manner consistent with current MLS guidelines.

(IV.) RIGHT OF FIRST REFUSAL

Right of first refusal grants one MLS club the first opportunity to add a player to its roster in the event that the player signs with MLS. Holding a right of first refusal applies only within MLS and does not indicate holding of the player's International Transfer Certificate.

OUT OF CONTRACT PLAYERS / OPTIONS NOT PICKED UP: Subject to the Re-Entry Draft rules, a team retains the right of first refusal to the player indefinitely only if attempts were made to re-sign the player.

DRAFTED BUT NOT SIGNED: A player who was drafted by a particular team through the SuperDraft or supplemental draft and did not sign, or who as of the first Monday in June is not offered a contract after a trial and clears waivers, is placed on that team's "College Protected List" until the second December 31 immediately following the draft in question, after which the team loses the rights to sign the player.

PLAYER TRANSFERRED OUTSIDE MLS: If a team receives allocation money as a result of a player's transfer, the team does not retain a right of first refusal.



2012 MLS COMPOSITE SCHEDULE, WITH NATIONAL TV

All Times Eastern
(Subject to change)

Saturday, March 10

Vancouver Whitecaps FC vs. Montreal Impact, 6 p.m. (TSN/RDS)
Colorado Rapids vs. Columbus Crew, 6 p.m.
D.C. United vs. Sporting Kansas City, 7:30 p.m.
San Jose Earthquakes vs. New England, 10:30 p.m.
LA Galaxy vs. Real Salt Lake, 10:30 p.m.

Sunday, March 11

Chivas USA vs. New York Red Bulls, 3 p.m. (NBC SN)
FC Dallas vs. Houston Dynamo, 7 p.m. (Galavision)

Monday, March 12

Portland Timbers vs. Philadelphia Union, 9:30 p.m. (ESPN2/Deportes)

Tuesday, March 13

Montreal Impact vs. Chicago Fire, 2 p.m. (TSN/RDS)
San Jose Earthquakes vs. Houston Dynamo, 5 p.m.
FC Dallas vs. Portland Timbers, 8:30 p.m.
Sporting Kansas City vs. New England, 8:30 p.m.
Real Salt Lake vs. New York Red Bulls, 9 p.m.
Seattle Sounders FC vs. Toronto FC, 10 p.m.
Chivas USA vs. Vancouver Whitecaps FC, 10:30 p.m.

Wednesday, March 14

Philadelphia Union vs. Colorado Rapids, 4 p.m. (NBC SN)
LA Galaxy vs. D.C. United, 7 p.m. (Galavision)

Thursday, March 15

Seattle Sounders FC vs. Houston Dynamo, 10 p.m. (NBC SN)

Friday, March 16

Toronto FC vs. San Jose Earthquakes, 1 p.m. (TSN/RDS)

New England vs. Portland Timbers, 4 p.m.

Columbus Crew vs. Montreal Impact, 4 p.m.

Chicago Fire vs. Philadelphia Union, 8:30 p.m.

Real Salt Lake vs. Chivas USA, 9 p.m.

Vancouver Whitecaps FC vs. D.C. United, 10 p.m.

Saturday, March 17

New York Red Bulls vs. Colorado Rapids, 4 p.m. (ESPN/Deportes)
Sporting Kansas City vs. FC Dallas, 7 p.m. (Galavision)

Sunday, March 18

D.C. United vs. FC Dallas, 7:30 p.m. (NBC SN)

Monday, March 19

Toronto FC vs. Columbus Crew, 2 p.m. (TSN/RDS)
New York Red Bulls vs. Montreal Impact, 4 p.m. (TSN/RDS)
Philadelphia Union vs. Vancouver Whitecaps FC, 4 p.m.
Portland Timbers vs. Real Salt Lake, 10 p.m.
Seattle Sounders FC vs. San Jose Earthquakes, 10 p.m.
Chivas USA vs. Sporting Kansas City, 10 p.m.
LA Galaxy vs. New England, 11 p.m. (NBC SN)

Tuesday, March 20

Colorado Rapids vs. Chicago Fire, 7 p.m. (Galavision)

Wednesday, March 21

Real Salt Lake vs. Montreal Impact, 9 p.m.

Thursday, March 22

FC Dallas vs. New England, 8:30 p.m.

Friday, March 23

Montreal Impact vs. Toronto FC, 1 p.m. (TSN/RDS)
Columbus Crew vs. New York Red Bulls, 3 p.m. (Galavision)
Sporting Kansas City vs. LA Galaxy, 4 p.m. (ESPN/Deportes)
D.C. United vs. Seattle Sounders FC, 7:30 p.m.
Real Salt Lake vs. Colorado Rapids, 9 p.m.
Portland Timbers vs. Chivas USA, 10:30 p.m.
San Jose Earthquakes vs. Vancouver Whitecaps FC, 10:30 p.m.

Saturday, March 24

Philadelphia Union vs. Columbus Crew, 3:30 p.m. (NBC SN)
New England vs. D.C. United, 4 p.m.
Seattle Sounders FC vs. Colorado Rapids, 4 p.m.
Toronto FC vs. Chivas USA, 4:30 p.m.
New York Red Bulls vs. San Jose Earthquakes, 7 p.m.
FC Dallas vs. Montreal Impact, 8:30 p.m.
Sporting Kansas City vs. Real Salt Lake, 8:30 p.m.
LA Galaxy vs. Portland Timbers, 10:30 p.m.

Sunday, March 25

Chicago Fire vs. Houston Dynamo, 7 p.m. (Galavision)

Monday, March 26

D.C. United vs. Montreal Impact, 7:30 p.m.
Vancouver Whitecaps FC vs. Sporting Kansas City, 10 p.m.

Tuesday, March 27

Toronto FC vs. Chicago Fire, 3:30 p.m. (NBC SN)
Columbus Crew vs. Houston Dynamo, 7:30 p.m.
Colorado Rapids vs. LA Galaxy, 9 p.m.
Vancouver Whitecaps FC vs. FC Dallas, 10 p.m.
Portland Timbers vs. Sporting Kansas City, 10:30 p.m.
San Jose Earthquakes vs. Real Salt Lake, 10:30 p.m.
Chivas USA vs. Philadelphia Union, 10:30 p.m.

Wednesday, March 28

D.C. United vs. New York Red Bulls, 6 p.m. (ESPN2/Deportes)

Wednesday, April 25

FC Dallas vs. Real Salt Lake, 8:30 p.m.

Thursday, April 26

Montreal Impact vs. Portland Timbers, 2 p.m.
New York Red Bulls vs. New England, 3:30 p.m. (NBC SN)
Philadelphia Union vs. San Jose Earthquakes, 7 p.m.
D.C. United vs. Houston Dynamo, 7:30 p.m.
Columbus Crew vs. Vancouver Whitecaps FC, 7:30 p.m.
Chicago Fire vs. Seattle Sounders FC, 8:30 p.m.
Real Salt Lake vs. Toronto FC, 9 p.m.
Colorado Rapids vs. Chivas USA, 9 p.m.
LA Galaxy vs. FC Dallas, 10:30 p.m.

Friday, April 27

New England vs. Colorado Rapids, 8 p.m.
Seattle Sounders FC vs. LA Galaxy, 10 p.m.
San Jose Earthquakes vs. D.C. United, 10:30 p.m.

Saturday, April 28

Chivas USA vs. Chicago Fire, 11 p.m. (ESPN Deportes)

Sunday, April 29

Seattle Sounders FC vs. Philadelphia Union, 4 p.m. (NBC SN)
Toronto FC vs. D.C. United, 4:30 p.m.
Vancouver Whitecaps FC vs. San Jose Earthquakes, 7 p.m.
Real Salt Lake vs. New England, 8 p.m.
LA Galaxy vs. New York Red Bulls, 8 p.m. (ESPN/Deportes)
Sporting Kansas City vs. Montreal Impact, 8:30 p.m.
Portland Timbers vs. Columbus Crew, 10:30 p.m.

Monday, April 30

FC Dallas vs. Colorado Rapids, 7 p.m. (Galavision)

Tuesday, May 1

New York Red Bulls vs. Houston Dynamo, 7 p.m.
FC Dallas vs. Seattle Sounders FC, 8:30 p.m.
Chicago Fire vs. Real Salt Lake, 8:30 p.m.

Wednesday, May 2

Montreal Impact vs. LA Galaxy, 4 p.m. (TSN/RDS)
Houston Dynamo vs. D.C. United, 4:30 p.m. (NBC SN)
New England vs. Vancouver Whitecaps FC, 7:30 p.m.
Columbus Crew vs. FC Dallas, 7:30 p.m.
Chicago Fire vs. Sporting Kansas City, 8:30 p.m.
Seattle Sounders FC vs. Real Salt Lake, 10 p.m.

Thursday, May 3

Philadelphia Union vs. New York Red Bulls, 1:30 p.m. (ESPN2/Deportes)
San Jose Earthquakes vs. Chivas USA, 7 p.m. (Galavision)

Friday, May 4

Houston Dynamo vs. Portland Timbers, 8:30 p.m.

Saturday, May 5

D.C. United vs. Colorado Rapids, 7:30 p.m.

Sunday, May 6

Vancouver Whitecaps FC vs. Seattle Sounders FC, 5 p.m. (TSN/RDS2)
Montreal Impact vs. New York Red Bulls, 7:30 p.m.
New England vs. Houston Dynamo, 7:30 p.m.
D.C. United vs. Toronto FC, 7:30 p.m.
FC Dallas vs. Philadelphia Union, 8:30 p.m.
Colorado Rapids vs. Sporting Kansas City, 9 p.m.
Chivas USA vs. LA Galaxy, 10:30 p.m. (ESPN2/Deportes)
San Jose Earthquakes vs. Columbus Crew, 10:30 p.m.

Monday, May 7

Portland Timbers vs. Chicago Fire, 7 p.m. (Galavision)

Tuesday, May 8

New York Red Bulls vs. Chivas USA, 7 p.m. (Galavision)
Chicago Fire vs. FC Dallas, 8:30 p.m.
Seattle Sounders FC vs. Columbus Crew, 10 p.m.
LA Galaxy vs. San Jose Earthquakes, 10:30 p.m.

Wednesday, May 9

Houston Dynamo vs. LA Galaxy, 2:30 p.m. (NBC SN)
Toronto FC vs. Philadelphia Union, 4:30 p.m.
Columbus Crew vs. Chicago Fire, 7 p.m. (Galavision)
D.C. United vs. New England, 7:30 p.m.
Real Salt Lake vs. FC Dallas, 9 p.m.
Colorado Rapids vs. Montreal Impact, 9 p.m.
Portland Timbers vs. Vancouver Whitecaps FC, 10 p.m. (TSN/RDS2)
Chivas USA vs. Seattle Sounders FC, 10:30 p.m.

Thursday, May 10

Sporting Kansas City vs. San Jose Earthquakes, 4:30 p.m. (NBC SN)

Friday, May 11

New England vs. Chicago Fire, 10 p.m.

Saturday, May 12

Vancouver Whitecaps vs. Houston Dynamo, 7 p.m.



DARE TO BE MASSIVE

Saturday, June 16

Houston Dynamo vs. FC Dallas, 5 p.m. (ESPN2/Deportes)
 Vancouver Whitecaps FC vs. Colorado Rapids, 7 p.m.
 Philadelphia Union vs. D.C. United, 7 p.m. (Galavision)
 Montreal Impact vs. Seattle Sounders FC, 7:30 p.m. (TSN2/RDS)
 New England vs. Columbus Crew, 7:30 p.m.
 Sporting Kansas City vs. Toronto FC, 8:30 p.m.
 Chivas USA vs. Real Salt Lake, 10:30 p.m.

Sunday, June 17

Chicago Fire vs. New York Red Bulls, 5 p.m. (NBC SN)
 LA Galaxy vs. Portland Timbers, 8 p.m.

Wednesday, June 20

Real Salt Lake vs. LA Galaxy, 9 p.m.
 Houston Dynamo vs. Toronto FC, 9 p.m. (TSN/RDS2)
 Colorado Rapids vs. San Jose Earthquakes, 9:30 p.m.
 Seattle Sounders FC vs. Sporting Kansas City, 10 p.m.
 Chivas USA vs. Montreal Impact, 10:30 p.m.
 Vancouver Whitecaps FC vs. New York Red Bulls, 11 p.m. (TSN/RDS)

Saturday, June 23

Toronto FC vs. New England, 4:30 p.m.
 Philadelphia Union vs. Sporting Kansas City, 7 p.m.
 Montreal Impact vs. Houston Dynamo, 7:30 p.m.
 Chicago Fire vs. Columbus Crew, 8:30 p.m.
 Real Salt Lake vs. San Jose Earthquakes, 9 p.m.
 FC Dallas vs. Chivas USA, 9 p.m. (Galavision)
 LA Galaxy vs. Vancouver Whitecaps FC, 10 p.m. (TSN/RDS)

Sunday, June 24

Portland Timbers vs. Seattle Sounders FC, 5 p.m. (ESPN/Deportes)
 New York Red Bulls vs. D.C. United, 7 p.m. (NBC SN)

Wednesday, June 27

Montreal Impact vs. Toronto FC, 7 p.m. (TSN/RDS)

Friday, June 29

Sporting Kansas City vs. Chicago Fire, 8 p.m. (NBC SN)

Saturday, June 30

Toronto FC vs. New York Red Bulls, 7 p.m. (Galavision)
 New England vs. Seattle Sounders FC, 7:30 p.m.
 Columbus Crew vs. Real Salt Lake, 7:30 p.m.
 D.C. United vs. Montreal Impact, 7:30 p.m.
 Houston Dynamo vs. Philadelphia Union, 8:30 p.m.
 Colorado Rapids vs. Portland Timbers, 9 p.m.
 San Jose Earthquakes vs. LA Galaxy, 10 p.m. (ESPN2/Deportes)

Tuesday, July 3

Houston Dynamo vs. Chicago Fire, 8:30 p.m.
 Portland Timbers vs. San Jose Earthquakes, 10:30 p.m.

Wednesday, July 4

Montreal Impact vs. Sporting Kansas City, 7:30 p.m. (TSN/RDS)
 FC Dallas vs. Toronto FC, 9 p.m.
 Colorado Rapids vs. Vancouver Whitecaps FC, 9:30 p.m.
 Real Salt Lake vs. Seattle Sounders FC, 10 p.m.
 LA Galaxy vs. Philadelphia Union, 10:30 p.m.

Saturday, July 7

Sporting Kansas City vs. Houston Dynamo, 8:30 p.m.
 FC Dallas vs. San Jose Earthquakes, 9 p.m.
 Real Salt Lake vs. Portland Timbers, 9 p.m.
 Chivas USA vs. Vancouver Whitecaps FC, 10:30 p.m.
 Seattle Sounders FC vs. Colorado Rapids, 11 p.m. (NBC SN)

Sunday, July 8

Chicago Fire vs. LA Galaxy, 3 p.m. (ESPN/Deportes)
 Philadelphia Union vs. Toronto FC, 4 p.m.
 New England vs. New York Red Bulls, 7 p.m. (Galavision)
 Montreal Impact vs. Columbus Crew, 7:30 p.m.

Wednesday, July 11

Toronto FC vs. Vancouver Whitecaps FC, 7 p.m. (TSN/RDS)

Saturday, July 14

Philadelphia Union vs. Montreal Impact, 7 p.m.
 Columbus Crew vs. Sporting Kansas City, 7:30 p.m.
 New England vs. Toronto FC, 7:30 p.m.
 Chicago Fire vs. Vancouver Whitecaps FC, 8:30 p.m.
 Colorado Rapids vs. FC Dallas, 9 p.m.
 San Jose Earthquakes vs. Real Salt Lake, 10:30 p.m.
 Portland Timbers vs. LA Galaxy, 11 p.m. (NBC SN)

Sunday, July 15

New York Red Bulls vs. Seattle Sounders FC, 4 p.m. (ESPN/Deportes)
 Houston Dynamo vs. D.C. United, 9 p.m. (Galavision)

Wednesday, July 18

New York Red Bulls vs. Chicago Fire, 1 p.m.
 Chivas USA vs. Portland Timbers, 4 p.m.
 Toronto FC vs. Colorado Rapids, 7 p.m.
 Montreal Impact vs. New England, 8 p.m. (TSN/RDS)
 Houston Dynamo vs. Sporting Kansas City, 8:30 p.m.
 San Jose Earthquakes vs. FC Dallas, 10:30 p.m.
 Seattle Sounders FC vs. Real Salt Lake, 11 p.m. (NBC SN)
 Vancouver Whitecaps FC vs. LA Galaxy, 11 p.m. (TSN/RDS)

Saturday, July 21

New York Red Bulls vs. Philadelphia Union, 2:30 p.m. (ESPN/Deportes)
 Toronto FC vs. Chicago Fire, 4 p.m. (TSN/RDS)
 Columbus Crew vs. D.C. United, 7:30 p.m.
 Sporting Kansas City vs. New England, 8:30 p.m.
 Houston Dynamo vs. Montreal Impact, 8:30 p.m.
 FC Dallas vs. Portland Timbers, 9 p.m.
 Real Salt Lake vs. Colorado Rapids, 10 p.m.
 LA Galaxy vs. Chivas USA, 10 p.m. (Galavision)

Sunday, July 22

Vancouver Whitecaps FC vs. San Jose Earthquakes, 7 p.m.

Wednesday, July 25

AT&T MLS All-Star, 8 p.m. (ESPN2/Galavision/TSN/RDS)

Friday, July 27

Real Salt Lake vs. Vancouver Whitecaps FC, 9 p.m.

Saturday, July 28

Toronto FC vs. Houston Dynamo, 4:30 p.m.
 Montreal Impact vs. New York Red Bulls, 7:30 p.m.
 FC Dallas vs. LA Galaxy, 8 p.m. (NBC SN)
 Sporting Kansas City vs. Columbus Crew, 8:30 p.m.
 Colorado Rapids vs. Seattle Sounders FC, 9 p.m.
 San Jose Earthquakes vs. Chicago Fire, 10:30 p.m.
 Portland Timbers vs. Chivas USA, 11 p.m.

Sunday, July 29

Philadelphia Union vs. New England, 7 p.m. (NBC SN)

Friday, August 3

Houston Dynamo vs. New York Red Bulls, 8 p.m. (NBC SN)

Saturday, August 4

Montreal Impact vs. Philadelphia Union, 7:30 p.m.
 D.C. United vs. Columbus Crew, 7:30 p.m.
 New England vs. Sporting Kansas City, 7:30 p.m.
 Chicago Fire vs. Toronto FC, 8:30 p.m.
 Colorado Rapids vs. Real Salt Lake, 9 p.m.

Sunday, August 5

Portland Timbers vs. FC Dallas, 7 p.m. (NBC SN)
 Seattle Sounders FC vs. LA Galaxy, 10 p.m. (ESPN2/Deportes)

Friday, August 10

New York Red Bulls vs. Houston Dynamo, 8 p.m. (NBC SN)

Saturday, August 11

Vancouver Whitecaps FC vs. Real Salt Lake, 7 p.m.
 Columbus Crew vs. Toronto FC, 7:30 p.m.
 Sporting Kansas City vs. D.C. United, 8:30 p.m.
 FC Dallas vs. Colorado Rapids, 9 p.m.
 San Jose Earthquakes vs. Seattle Sounders FC, 10:30 p.m.

Sunday, August 12

New England vs. Montreal Impact, 7 p.m.
 Philadelphia Union vs. Chicago Fire, 7 p.m. (Galavision)
 Chivas USA vs. LA Galaxy, 11 p.m. (ESPN2/Deportes)

Wednesday, August 15

Toronto FC vs. Portland Timbers, 7 p.m.
 Columbus Crew vs. LA Galaxy, 7 p.m. (NBC SN)
 Vancouver Whitecaps FC vs. FC Dallas, 10 p.m.

Saturday, August 18

Seattle Sounders FC vs. Vancouver Whitecaps FC, 4 p.m. (TSN2/RDS2)
 Toronto FC vs. Sporting Kansas City, 4:30 p.m.
 Montreal Impact vs. San Jose Earthquakes, 7:30 p.m.
 Chicago Fire vs. New England, 8:30 p.m.
 Real Salt Lake vs. FC Dallas, 9 p.m.
 Colorado Rapids vs. Chivas USA, 9 p.m.

Sunday, August 19

D.C. United vs. Philadelphia Union, 5 p.m. (NBC SN)
 New York Red Bulls vs. Portland Timbers, 7 p.m. (Galavision)
 Houston Dynamo vs. Columbus Crew, 9 p.m.

Wednesday, August 22

D.C. United vs. Chicago Fire, 7:30 p.m.

Friday, August 24

Philadelphia Union vs. Real Salt Lake, 7:30 p.m. (NBC SN)

Saturday, August 25

Montreal Impact vs. D.C. United, 4 p.m. (TSN/RDS)
 Columbus Crew vs. New England, 7:30 p.m.
 Houston Dynamo vs. Toronto FC, 8:30 p.m.
 Portland Timbers vs. Vancouver Whitecaps FC, 10:30 p.m.
 Chivas USA vs. Seattle Sounders FC, 10:30 p.m.
 San Jose Earthquakes vs. Colorado Rapids, 10:30 p.m.

Sunday, August 26

LA Galaxy vs. FC Dallas, 7 p.m. (NBC SN)
 Sporting Kansas City vs. New York Red Bulls, 9 p.m. (ESPN2/Deportes)

Wednesday, August 29

New England vs. Chivas USA, 8 p.m.
 Philadelphia Union vs. Columbus Crew, 8 p.m.
 D.C. United vs. New York Red Bulls, 8 p.m. (Galavision)

Friday, August 31

Portland Timbers vs. Colorado Rapids, 10:30 p.m. (NBC SN)

Saturday, September 1

Columbus Crew vs. Montreal Impact, 7:30 p.m.
 New England vs. Philadelphia Union, 7:30 p.m.
 Sporting Kansas City vs. Toronto FC, 8:30 p.m.
 Real Salt Lake vs. D.C. United, 9 p.m.
 LA Galaxy vs. Vancouver Whitecaps FC, 10 p.m. (TSN2/RDS2)

Sunday, September 2

FC Dallas vs. Seattle Sounders FC, 7 p.m.
 Chicago Fire vs. Houston Dynamo, 7 p.m. (Galavision)
 San Jose Earthquakes vs. Chivas USA, 9 p.m. (NBC SN)

Wednesday, September 5

New England vs. Columbus Crew, 8 p.m.
 Colorado Rapids vs. Portland Timbers, 9 p.m. (NBC SN)

Thursday, September 6

Houston Dynamo vs. Real Salt Lake, 8:30 p.m.

Saturday, September 8

Seattle Sounders FC vs. Chivas USA, tbd

Friday, September 14

Sporting Kansas City vs. Houston Dynamo, 8:30 p.m. (NBC SN)

Saturday, September 15

Toronto FC vs. Philadelphia Union, 1 p.m. (TSN/RDS)
Portland Timbers vs. Seattle Sounders FC, 3:30 p.m. (NBC Sports)
New York Red Bulls vs. Columbus Crew, 7 p.m.
D.C. United vs. New England, 7:30 p.m.
Chicago Fire vs. Montreal Impact, 8:30 p.m.
FC Dallas vs. Vancouver Whitecaps FC, 8:30 p.m.
Chivas USA vs. San Jose Earthquakes, 10:30 p.m.

Sunday, September 16

LA Galaxy vs. Colorado Rapids, 7 p.m. (Galavision)

Wednesday, September 19

New York Red Bulls vs. Sporting Kansas City, 7 p.m.
Columbus Crew vs. Chivas USA, 7:30 p.m.
San Jose Earthquakes vs. Portland Timbers, 10:30 p.m.

Thursday, September 20

Philadelphia Union vs. D.C. United, 8 p.m. (ESPN2/Deportes)

Saturday, September 22

Montreal Impact vs. Sporting Kansas City, 1 p.m. (TSN/RDS)
New England vs. New York Red Bulls, 7:30 p.m.
Real Salt Lake vs. Portland Timbers, 8 p.m. (NBC SN)
Chicago Fire vs. Columbus Crew, 8:30 p.m.
LA Galaxy vs. Toronto FC, 10:30 p.m.

Sunday, September 23

Philadelphia Union vs. Houston Dynamo, 4 p.m.
D.C. United vs. Chivas USA, 7 p.m. (Galavision)
Vancouver Whitecaps FC vs. Colorado Rapids, 7:30 p.m.
Seattle Sounders FC vs. San Jose Earthquakes, 10 p.m.

Friday, September 28

Sporting Kansas City vs. Chicago Fire, 8:30 p.m. (NBC SN)

Saturday, September 29

New York Red Bulls vs. Toronto FC, 7 p.m. (TSN2/RDS2)
Columbus Crew vs. Philadelphia Union, 7:30 p.m.
Houston Dynamo vs. New England, 8:30 p.m.
Vancouver Whitecaps FC vs. Seattle Sounders FC, 9 p.m. (NBC SN/TSN2/RDS2)
Portland Timbers vs. D.C. United, 10:30 p.m.
San Jose Earthquakes vs. FC Dallas, 10:30 p.m.
Chivas USA vs. Real Salt Lake, 10:30 p.m.

Sunday, September 30

Colorado Rapids vs. LA Galaxy, 7 p.m. (Galavision)

Wednesday, October 3

Chicago Fire vs. Philadelphia Union, 8:30 p.m.
Vancouver Whitecaps FC vs. Chivas USA, 10 p.m.

Saturday, October 6

Toronto FC vs. D.C. United, 1 p.m. (TSN/RDS)
New York Red Bulls vs. Chicago Fire, 3:30 p.m. (NBC Sports)
Philadelphia Union vs. New England, 7 p.m.
Houston Dynamo vs. Montreal Impact, 8:30 p.m.
Colorado Rapids vs. San Jose Earthquakes, 9 p.m.
LA Galaxy vs. Real Salt Lake, 9 p.m. (NBC SN)

Sunday, October 7

Columbus Crew vs. Sporting Kansas City, 4 p.m.
Chivas USA vs. FC Dallas, 7 p.m. (Galavision)
Seattle Sounders FC vs. Portland Timbers, 9 p.m. (ESPN/Deportes)

Saturday, October 10

Toronto FC vs. Montreal Impact, 2 p.m. (TSN/RDS)
Vancouver Whitecaps FC vs. Portland Timbers, 4 p.m. (TSN2/RDS2)
New York Red Bulls vs. Sporting Kansas City, 7 p.m.
New England vs. Chicago Fire, 7:30 p.m.
D.C. United vs. Columbus Crew, 7:30 p.m.
Houston Dynamo vs. Philadelphia Union, 7:30 p.m. (NBC SN)
Chivas USA vs. Colorado Rapids, 10:30 p.m.

Sunday, October 21

San Jose Earthquakes vs. LA Galaxy, 7 p.m. (Galavision)
Seattle Sounders FC vs. FC Dallas, 9 p.m. (ESPN/Deportes)

Wednesday, October 24

Sporting Kansas City vs. Philadelphia Union, 8:30 p.m.

Saturday, October 27

Philadelphia Union vs. New York Red Bulls, 1:30 (NBC Sports)
Montreal Impact vs. New England, 2 p.m.
Chicago Fire vs. D.C. United, 4 p.m. (NBC SN)
Portland Timbers vs. San Jose Earthquakes, 6:30 p.m. (NBC SN)
Real Salt Lake vs. Vancouver Whitecaps FC, 9 p.m.
Colorado Rapids vs. Houston Dynamo, 9 p.m.

Sunday, October 28

Columbus Crew vs. Toronto FC, 4 p.m. (TSN2/RDS2)
FC Dallas vs. Chivas USA, 7 p.m. (Galavision)
LA Galaxy vs. Seattle Sounders FC, 9 p.m. (ESPN/Deportes)

Saturday, October 15

New York Red Bulls at Sporting Kansas City, 4 p.m. (TeleFutura)
Toronto FC at Philadelphia Union, 4 p.m. (TSN)
Chicago Fire at D.C. United, 7:30 p.m.
Columbus Crew at New England Revolution, 7:30 p.m.
Vancouver Whitecaps FC at FC Dallas, 8:30 p.m.
San Jose Earthquakes at Seattle Sounders FC, 10:30 p.m. (FSC)

Sunday, October 16

Chivas USA at LA Galaxy, 9 p.m. (ESPN)

Thursday, October 20

Philadelphia Union at New York Red Bulls, 8 p.m. (ESPN2)

Saturday, October 22

New England Revolution at Toronto FC, 12:30 p.m. (TSN)
Colorado Rapids at Vancouver Whitecaps FC, 7 p.m.
Sporting Kansas City at D.C. United, 7:30 p.m.
Columbus Crew at Chicago Fire, 8:30 p.m.
Portland Timbers at Real Salt Lake, 9 p.m.
Seattle Sounders FC at Chivas USA, 10:30 p.m.
FC Dallas at San Jose Earthquakes, 10:30 p.m.

Sunday, October 23

LA Galaxy at Houston Dynamo, 7 p.m. (Galavision)



DARE TO BE MASSIVE

2011 MLS STANDINGS, PLAYOFFS AND STATISTICAL LEADERS

EASTERN CONFERENCE

TEAM	W	L	T	PTS	GF	GA	GD
Sporting KC	13	9	12	51	50	40	10
Houston	12	9	13	49	45	41	4
Philadelphia	11	8	15	48	44	36	8
Columbus	13	13	8	47	43	44	-1
New York	10	8	16	46	50	44	-6
Chicago	9	9	16	43	46	45	1
D.C. United	9	13	12	39	49	52	-3
Toronto FC	6	13	15	33	36	59	-23
New England	5	16	13	28	38	58	-20

WESTERN CONFERENCE

TEAM	W	L	T	PTS	GF	GA	GD
Los Angeles	19	5	10	67	48	28	20
Seattle	18	7	9	63	56	37	19
Real Salt Lake	15	11	8	53	44	36	8
FC Dallas	15	12	7	52	42	39	3
Colorado	12	9	13	49	44	41	3
Portland	11	14	9	42	40	48	-8
San Jose	8	12	14	38	40	45	-5
Chivas USA	8	14	12	36	41	43	-2
Vancouver	6	18	10	28	35	55	-20

2011 MLS CUP PLAYOFF RESULTS

MLS Cup 2010

Home Depot Center - Carson, Calif.
Los Angeles Galaxy 1, Houston Dynamo 0

Conference Championship Games

Los Angeles Galaxy 3, Real Salt Lake 1
Houston Dynamo 2, Sporting KC 0

Eastern Conference Semifinals

(Home-and-Home, Total Goals)

Houston Dynamo def. Philadelphia Union 3-1 aggregate (2-1, 1-0)
Sporting KC def. Colorado Rapids 4-0 aggregate (2-0, 2-0)

Western Conference Semifinals

(Home-and-Home, Total Goals)

LA Galaxy def. New York Red Bulls 3-1 aggregate (1-0, 2-1)
Real Salt Lake def. Seattle Sounders FC 3-2 aggregate (3-0, 0-2)

Wild Card Games

Colorado Rapids 1, Columbus Crew 0
New York Red Bulls 2, FC Dallas 0

2011 MLS STATISTICAL LEADERS

Goal-Scoring Leaders

	Name	Team	Games	Goals
1	Dwayne De Rosario	D.C.	33	16
	Chris Wondolowski	S.J.	30	16
3	Thierry Henry	N.Y.	26	14
4	Andres Medzoza	CLB	29	13
5	Camilo	VAN	32	12
	Landon Donovan	L.A.	23	12
	Fredy Montero	SEA	30	12
	Dominic Oduro	CHI	34	12
9	Charlie Davies	D.C.	26	11
	Sebastien Le Toux	PHI	34	11
	Alvaro Saborio	RSL	23	11
	Brek Shea	DAL	31	11

Assist Leaders

	Name	Team	Games	Assists
1	Brad Davis	HOU	34	16
2	David Beckham	L.A.	26	15
3	Mauro Rosales	SEA	26	13
4	Dwayne De Rosario	D.C.	33	12
5	Kyle Beckerman	RSL	29	9
	David Chiumiento	VAN	26	9
	Sebastien Le Toux	PHI	34	9
	Fredy Montero	SEA	30	9
	Patrick Nyarko	CHI	30	9

GOALKEEPING LEADERS (MINIMUM 1,000 MINUTES)

PLAYER	TEAM	GP	MIN	SHTS	SVS	GA	GAA	W-L-T	SHO
1 Donovan Ricketts	L.A.	15	1,284	52	41	11	0.77	7-3-4	7
2 Josh Saunders	L.A.	19	1,639	72	55	17	0.93	12-2-4	8
3 Faryd Mondragon	PHI	27	2,385	77	49	28	1.06	8-8-11	7
Kevin Hartman	DAL	33	2,970	120	85	35	1.06	15-11-7	13
5 Kasey Keller	SEA	34	3,060	147	110	37	1.09	18-7-9	9
Nick Rimando	RSL	33	2,970	131	95	36	1.09	14-11-8	13
Bouna Coundoul	N.Y.	12	1,035	50	37	13	1.13	3-2-6	3
8 Jimmy Nielsen	K.C.	31	2,767	114	79	35	1.14	12-8-11	7
9 Tally Hall	HOU	34	3,060	140	99	41	1.21	12-9-13	6
Matt Pickens	COL	34	3,060	118	77	41	1.21	12-9-13	8

2011 MLS AWARD WINNERS

Award

Volkswagen Most Valuable Player
Defender of the Year
Rookie of the Year
Budweiser Golden Boot
Goalkeeper of the Year
AT&T Goal of the Year
Comeback Player of the Year
Coach of the Year
MLS W.O.R.K.S Humanitarian of the Year
Fair Play Award
Newcomer of the Year
Referee of the Year
Assistant Referee of the Year

MLS Best XI

Goalkeeper
Defender
Defender
Defender
Midfielder
Midfielder
Midfielder
Midfielder
Midfielder
Forward
Forward

Player

Dwayne De Rosario
Omar Gonzalez
C.J. Sapong
Dwayne De Rosario
Kasey Keller
Darlington Nagbe
David Beckham
Bruce Arena
Zak Boggs
Sebastien Le Toux
Mauro Rosales
Mark Geiger
Corey Rockwell

Player

Kasey Keller
Todd Dunivant
Omar Gonzalez
Jamison Olave
David Beckham
Brad Davis
Landon Donovan
Dwayne De Rosario
Brek Shea
Thierry Henry
Chris Wondolowski

Team

D.C. United
L.A. Galaxy
Sporting K.C.
D.C. United
Seattle Sounders
Portland Timbers
L.A. Galaxy
L.A. Galaxy
New England Revolution
Philadelphia Union
Seattle Sounders

Team

Seattle Sounders
L.A. Galaxy
L.A. Galaxy
Real Salt Lake
L.A. Galaxy
Houston Dynamo
L.A. Galaxy
D.C. United
FC Dallas
New York Red Bulls
San Jose Earthquakes



**IT'S A GOOD THING THE
COLUMBUS CREW DOESN'T HAVE
BLURRED VISION.**

**THEY KEEP THINGS IN FOCUS BY VISITING
DR. TED SMILEY AND DR. PATRICK DOLLENMAYER AT
COLUMBUS EYECARE ASSOCIATES.**

- OVER 50 YEARS OF COMBINED EXPERIENCE
- COMPREHENSIVE EYE & VISION EXAMINATIONS
- DIAGNOSIS & TREATMENT OF EYE DISEASES
- REFRACTIVE SURGERY CONSULTATION
- SPECIALTY CONTACT LENSES, INCLUDING BIFOCALS
- EXTENSIVE DESIGNER EYEWEAR COLLECTION

459-0600

**4775 KNIGHTSBRIDGE BLVD., SUITE 102
EVENING AND SATURDAY HOURS AVAILABLE.
MOST INSURANCE ACCEPTED.**



COLUMBUS EYECARE ASSOCIATES, INC.

THE OFFICIAL OPTOMETRISTS FOR THE COLUMBUS CREW



CHICAGO FIRE

7000 S. Harlem Avenue
Bridgeview, IL 60455
Phone: (708) 594-7200
Fax: (708) 496-6050



Frank
Klopas



Logan
Pause

QUICK FACTS

Media Relations:

Brendan Hannan (708) 496-6725
Press Box Phone: (708) 496-6891
Founded: 1998
Home Field: TOYOTA Park
Investor-Operator: Andrew Hauptman, Andell Inc.
President: Julian Posada
Head Coach: Frank Klopas
Assistant Coaches: Mike Matkovich, Leo Percovich
Goalkeeper Coach: Aron Hyde

CREW VS. CHICAGO SERIES HISTORY

MLS Regular Season

Year	Overall	H	A	(SO)
1998	1-1	1-0	0-1	0-0
1999	1-1	0-1	1-0	0-1
2000	0-4-0	0-2-0	0-2-0	---
2001	1-2-1	1-0-1	0-2-0	---
2002	1-3-0	1-1-0	0-2-0	---
2003	1-1-2	1-0-1	0-1-1	---
2004	3-0-1	1-0-1	2-0-0	---
2005	1-2-1	0-2-0	1-0-1	---
2006	1-1-2	0-1-1	1-0-1	---
2007	0-2-1	0-1-0	0-1-1	---
2008	0-0-2	0-0-1	0-0-1	---
2009	0-0-3	0-0-1	0-0-2	---
2010	1-1-0	1-0-0	0-1-0	---
2011	0-2-0	0-1-0	0-1-0	---
Totals	11-20-13	6-9-6	5-11-7	0-1

MLS Playoffs

Year	Overall	H	A	(SO)
2008	1-0	1-0	0-0	--

U.S. Open Cup

Year	Overall	H	A	N
1998	0-1	0-0	0-1	0-0
2004	0-1	0-1	0-0	0-0
2008	0-1	0-0	0-1	0-0
Totals	0-3	0-1	0-2	0-0

2012 CREW VS. FIRE

DATE

Saturday, May 26
Saturday, June 23
Saturday, Sept. 22

SITE

Crew Stadium
TOYOTA Park
TOYOTA Park

TIME (ET)

7 p.m.
8:30 p.m.
8:30 p.m.

TV

FSO/Galavision
FSO
FSO

All-Time Regular Season Results

(CLB Listed First)

Date	Result	Score	Site
6/6/98	L	0-2	A
7/9/98	W	3-0	H
9/23/99	W	2-1	A
10/10/99	L	2-3 (SO)	H
4/1/00	L	0-2	H
7/8/00	L	1-3	A
9/6/00	L	1-3	A
9/9/00	L	2-3	H
4/7/01	T	1-1 (2OT)	H
6/9/01	L	0-1	A
8/1/01	W	3-0	H
8/29/01	L	1-2	A
3/23/02	L	0-2	H
6/2/02	L	4-5	A
9/14/02	W	2-0	H
9/22/02	L	1-2	A
8/13/03	T	2-2 (2O)	H
9/6/03	T	1-1 (2OT)	A
10/10/03	L	0-2	A
10/26/03	W	6-2	H
5/23/04	W	3-1	A
7/3/04	W	2-0	H
10/2/04	T	3-3	H
10/6/04	W	1-0	A
4/30/05	L	0-2	H
7/16/05	T	1-1	A
9/17/05	L	1-2	H
10/8/05	W	2-1	A
4/15/06	T	1-1	H
7/29/06	T	0-0	A
9/9/06	L	1-2	H
10/7/06	W	4-1	A
6/3/07	L	2-3	A
8/4/07	T	0-0	A
9/8/07	L	0-1	H
7/5/08	T	2-2	H
10/12/08	T	2-2	A
4/25/09	T	2-2	H
7/11/09	T	0-0	A
9/20/09	T	2-2	A
7/3/10	W	2-1	H
10/8/10	L	0-2	A
6/12/11	L	0-1	H
10/22/11	L	2-3	A

All-Time Playoff Results

(CLB Listed First)

Date	Result	Score	Site
11/13/08	W	2-1	H

All-Time U.S. Open Cup Results

(CLB Listed First)

Date	Result	Score	Site
10/30/98	L	1-2 (OT)	A*
7/20/04	L	1-2 (OT)	H
6/10/08	L	2-3 (OT)	A

* U.S. Open Cup Final (Soldier Field)

All-Competitions Composite

Overall	H	A	N
12-23-13	7-10-6	5-13-7	0-0-0

Note: Crew home matches were played at Ohio Stadium from 1996-98.

CREW VS. CHICAGO ALL-TIME STATISTICS

Category	Crew			Totals	Chicago			Totals
	1	2	OT		1	2	OT	
Goals	25	40	0	65	36	33	0	69
Shots	235	320	4	559	289	325	6	620
Shots on Goal	98	137	1	236	119	130	2	251
Fouls	324	342	4	670	320	369	9	698
Offsides	46	52	0	98	55	38	0	93
Corner Kicks	98	106	2	206	105	98	1	204

Goals Scored in 15-Minute Intervals

	1-15	16-30	31-45	46-60	61-75	76-90	OT	Total
CLB	5	6	14	15	12	13	0	65
CHI	15	10	11	9	11	13	0	69

ALL-TIME REGULAR-SEASON SERIES LEADERS

Crew		Chicago	
Goals	13, Jeff Cunningham	11, Ante Razov	
Assists	5, Jeff Cunningham	6, Armas/ Nowak	
Shots	56, Jeff Cunningham	92, Ante Razov	
Shots on Goal	33, Jeff Cunningham	45, Ante Razov	
Fouls Committed	32, Frankie Hejduk	46, Chris Armas	
Fouls Suffered	61, Jeff Cunningham	51, DaMarcus Beasley	

Goalkeeping

Wins	5, Jon Busch	12, Zach Thornton
Losses	6, Mark Dougherty	3, Ring/Thornton
Shutouts	3, Jon Busch	6, Zach Thornton
Saves	49, Jon Busch	79, Zach Thornton
Goals Allowed	16, Busch/ Dougherty	22, Zach Thornton

ALL-TIME REGULAR-SEASON SERIES GAME HIGHS

	Crew	Chicago
Goals	2, 6 players tied	2, 8 players tied
Assists	2, 7 players tied	2, 4 players tied
Shots	8, Buddle/McBride	9, Ante Razov (7/8/00)
Shots on Goal	5, Brian McBride (10/26/03)	7, Ante Razov (8/13/03)
Fouls Committed	8, Brian Maisonneuve (8/1/01)	6, 3 players tied
Fouls Suffered	9, Brian McBride (4/1/00)	12, Cuauhtemoc Blanco (8/4/07)

Goalkeeping

Saves	11, Busch/Hesmer	8, 4 players tied
Goals Allowed	5, Tom Presthus (6/2/02)	6, Curtis Spiteri (10/26/03)

PLAYOFFS

Category	Crew			Totals	Chicago			Totals
	1	2	OT		1	2	OT	
Goals	0	2	0	2	1	0	0	1
Shots	9	4	0	13	4	7	0	11
Shots on Goal	1	3	0	4	2	3	0	5
Fouls	4	7	0	11	6	7	0	13
Offsides	0	0	0	0	1	0	0	1
Corner Kicks	1	1	0	2	2	3	0	5

Goals Scored in 15-Minute Intervals

	1-15	16-30	31-45	46-60	61-75	76-90	OT	Total
CLB	0	0	0	2	0	0	0	2
CHI	0	1	0	0	0	0	0	1

ALL-TIME POSTSEASON SERIES GAME HIGHS

	Crew	Chicago
Goals	1, Gaven/Marshall	1, Brian McBride (11/13/08)
Assists	2, Guillermo B. Schelotto (11/13/08)	1, Justin Mapp (11/13/08)
Shots	4, Chad Marshall (11/13/08)	3, John Thorington (11/13/08)
Shots on Goal	1, 4 players tied	2, Brian McBride (11/13/08)
Fouls Committed	2, Padula/Rogers	2, 3 players tied
Fouls Suffered	3, Schelotto/Moreno	4, Cuauhtemoc Blanco (11/13/08)

Goalkeeping

Saves	4, William Hesmer (11/13/08)	2, Jon Busch (11/13/08)
Goals Allowed	1, William Hesmer (11/13/08)	2, Jon Busch (11/13/08)

D.C. UNITED

2400 East Capitol Street, SE
Washington, DC 20003
Phone: (202) 587-5000
Fax: (202) 587-5400



Ben Olsen



Andy Najjar

QUICK FACTS

Media Relations: Kyle Sheldon (202) 587-5450
Ryan Tranovich (202) 587-5429
Press Box Phone: (202) 547-0927
Founded: Charter Member (1996)
Home Field: RFK Stadium
Investor-Operator: William H. C. Chang
Executive Chairman: Will Chang
President and CEO: Kevin Payne
Executive VP: Stephen Zack
General Manager: Dave Kasper
Head Coach: Ben Olsen
Assistant Coaches: Chad Ashton, Pat Onstad

CREW VS. D.C. UNITED SERIES HISTORY

MLS Regular Season

Year	Overall	H	A	(SO)
1996	2-2	2-0	0-2	0-0
1997	1-3	1-1	0-2	0-1
1998	1-3	1-1	0-2	0-3
1999	0-4	0-2	0-2	0-1
2000	1-0-1	0-0-1	1-0	---
2001	1-1-0	1-0-0	0-1-0	---
2002	3-0-1	2-0-0	1-0-1	---
2003	2-1-1	1-0-1	1-1-0	---
2004	1-1-2	1-0-1	0-1-1	---
2005	1-2-1	1-1-0	0-1-1	---
2006	0-3-1	0-1-1	0-2-0	---
2007	2-1-0	1-1-0	1-0-0	---
2008	2-0-0	1-0-0	1-0-0	---
2009	0-1-1	0-0-1	0-1-0	---
2010	2-0-0	1-0-0	1-0-0	---
2011	1-1-0	1-0-0	0-1-0	---
Totals	20-23-8	14-7-5	6-16-3	0-5

MLS Playoffs

Year	Overall	H	A	(SO)
1997	0-2	0-1	0-1	0-0
1998	1-2	1-0	0-2	0-0
1999	1-2	1-0	0-2	0-0
Totals	2-6	2-1	0-5	0-0

U.S. Open Cup

Year	Overall	H	A	N
2006	0-1	0-0	0-1	0-0
2010	1-0	0-0	1-0	0-0
Totals	1-1	0-0	1-1	0-0

2012 CREW VS. D.C. UNITED

DATE

Saturday, July 21
Saturday, Aug. 4
Saturday, Oct. 20

SITE

Crew Stadium
RFK Stadium
RFK Stadium

TIME (ET)

7:30 p.m.
7:30 p.m.
7:30 p.m.

TV

FSO
FSO
FSO

All-Time Regular Season Results (CLB Listed First)

Date	Result	Score	Site
4/13/96	W	4-0	H
5/15/96	L	2-5	A
7/28/96	L	0-2	A
8/10/96	W	3-2	H
5/29/97	L	2-3	H
7/25/97	L	1-2 (SO)	A
7/30/97	L	2-4	A
8/16/97	W	2-0	H
4/4/98	W	2-1	H
4/26/98	L	1-2 (SO)	A
6/13/98	L	3-4 (SO)	H
9/27/98	L	2-3 (SO)	A
6/5/99	L	0-1	A
6/13/99	L	1-2	H
7/7/99	L	1-2 (SO)	H
8/14/99	L	1-2	A
5/3/00	W	2-1	A
6/3/00	T	1-1	H
5/19/01	W	2-1 (OT)	H
8/25/01	L	1-2	A
4/27/02	W	1-0	H
5/12/02	T	1-1 (2OT)	A
7/13/02	W	3-1	A
7/24/02	W	1-0	H
6/14/03	L	0-3	A
6/28/03	W	3-0	H
10/4/03	T	1-1	H
10/19/03	W	3-2 (2OT)	A
5/8/04	T	1-1	A
6/19/04	L	1-3	A
8/21/04	T	2-2	H
9/25/04	W	1-0	H
4/15/05	W	1-0	H
5/7/05	L	1-3	A
7/2/05	L	0-1	H
10/15/05	T	2-2	A
5/20/06	T	1-1	H
5/31/06	L	1-5	A
7/8/06	L	0-1	H
7/15/06	L	2-3	A
4/28/07	W	1-0	H
8/18/07	L	0-2	H
10/20/07	W	3-2	A
4/17/08	W	2-1	A
10/26/08	W	1-0	H
7/4/09	T	1-1	H
10/17/09	L	0-1	A
6/26/10	W	2-0	H
9/4/10	W	1-0	A
3/19/11	L	1-3	A
10/2/11	W	2-1	H

All-Time Playoff Results (CLB Listed First)

Date	Result	Score	Site
10/12/97	L	2-3	A
10/15/97	L	0-1	H
10/11/98	L	0-2	A
10/18/98	W	4-2	H
10/21/98	L	0-3	A
10/31/99	L	1-2	A
11/7/99	W	5-1	H
11/13/99	L	0-4	A

All-Time U.S. Open Cup Results (CLB Listed First)

Date	Result	Score	Site
8/1/06	L	1-2 (OT)	A*
9/1/10	W	2-1 (OT)	A

* Germantown, MD

All-Competitions Composite

Overall	H	A	N
23-30-8	16-8-5	7-22-3	0-0-0

Note: Crew home matches were played at Ohio Stadium from 1996-98.

CREW VS. D.C. UNITED ALL-TIME STATISTICS

Category	Crew				D.C. United			
	1	2	OT	Total	1	2	OT	Total
Goals	32	39	2	73	34	42	0	76
Shots	257	340	6	603	338	342	11	691
Shots on Goal	114	142	3	259	161	149	8	318
Fouls	373	343	6	722	386	376	10	772
Offsides	77	88	1	166	60	59	0	119
Corner Kicks	100	117	3	220	145	133	4	282

Goals Scored in 15-Minute Intervals

	1-15	16-30	31-45	46-60	61-75	76-90	OT	Total
CLB	11	16	5	18	9	12	2	73
D.C.	6	9	19	11	16	15	0	76

ALL-TIME REGULAR-SEASON SERIES LEADERS

Crew				D.C. United			
Goals	11, Brian McBride	15, Jaime Moreno					
Assists	8, Brian Maisonneuve	11, Marco Etcheverry					
Shots	54, Brian McBride	84, Jaime Moreno					
Shots on Goal	25, Brian McBride	48, Jaime Moreno					
Fouls Committed	41, Mike Clark	48, Jaime Moreno					
Fouls Suffered	50, Brian McBride	77, Jaime Moreno					

Goalkeeping

Wins	6, Jon Busch	7, Tom Presthus
Losses	5, Mark Dougherty	5, Nick Rimando
Shutouts	4, Jon Busch	2, Perkins/ Rimando
Saves	54, Jon Busch	38, Nick Rimando
Goals Allowed	14, Jon Busch	14, Nick Rimando

ALL-TIME REGULAR-SEASON SERIES GAME HIGHS

Crew				D.C. United			
Goals	2, 6 players tied	3, Steve Rammel (5/15/96)					
Assists	2, 4 players tied	3, Marco Etcheverry (5/15/96)					
Shots	7, 3 players tied	7, Christian Gomez (7/4/09)					
Shots on Goal	4, Brian McBride (10/19/03)	4, 6 players tied					
Fouls Committed	6, John/Clark	8, Dema Kovalenko (10/19/03)					
Fouls Suffered	8, Brian Maisonneuve (10/19/03)	7, Freddy Adu (4/15/05)					

Goalkeeping

Saves	12, Mark Dougherty (6/5/99)	9, Simpson/Warren
Goals Allowed	5, Oshoniyi/Popik	4, Jeff Causey (4/13/96)

PLAYOFFS

Category	Crew			D.C. United				
	1	2	OT	Totals	1	2	OT	Totals
Goals	4	8	0	12	9	9	0	18
Shots	33	64	0	97	55	63	0	118
Shots on Goal	14	29	0	43	23	32	0	55
Fouls	76	72	0	148	77	75	0	152
Offsides	12	17	0	29	12	14	0	26
Corner Kicks	15	20	0	35	17	27	0	44

Goals Scored in 15-Minute Intervals

	1-15	16-30	31-45	46-60	61-75	76-90	OT	Total
CLB	1	1	2	3	2	3	0	12
D.C.	4	2	3	2	3	4	0	18

ALL-TIME POSTSEASON SERIES GAME HIGHS

Crew				D.C. United			
Points	6, Stern John (11/7/99)	5, Marco Etcheverry (11/13/99)					
Goals	3, Stern John (11/7/99)	23 players tied					
Assist	2, Williams/Yeagley	3, Marco Etcheverry (11/13/99)					
Shots	7, Robert Warzycha (10/15/97)	7, Etcheverry/Lassiter					
Shots on Goal	4, Stern John (11/7/99)	4, Roy Lassiter (11/13/99)					
Fouls Committed	6, Ansil Elcock (11/7/99)	7, Ben Olsen (10/21/98)					
Fouls Suffered	8, Brian McBride (11/13/99)	7, Jaime Moreno (10/15/97)					

Goalkeeping


Saves	7, Brad Friedel (10/15/97)	5, Garlick/Presthus
Goals Allowed	4, Mark Dougherty (11/13/99)	5, Tom Presthus (11/7/99)

HOUSTON DYNAMO

1415 Louisiana St., Suite 3400
Houston, TX 77002
Phone: (713) 276-7500
Fax: (713) 276-7572



Dominic Kinnear



Brad Davis

QUICK FACTS

Media Relations:
Lester Gretsch(713) 276-7522
Matt Pedersen(713) 276-7520
Press Box Phone:TBD
Founded: 2006
Home Field:BBVA Compass Stadium
Investor-Operator: AEG, Brenner International Group, Golden Boy Promotions,
President :Chris Canetti
Head Coach:Dominic Kinnear
Assistant Coach: Wade Barrett, Steve Ralston

2012 CREW VS. DYNAMO

DATE	SITE	TIME (ET)	TV
Saturday, April 21	Crew Stadium	7:30 p.m.	FSO
Sunday, Aug. 19	BBVA Compass Stadium	9 p.m.	FSO

CREW VS. HOUSTON ALL-TIME STATISTICS

Category	Crew			Houston		
	1	2	OT	1	2	OT
Goals	6	9	0	15	6	5
Shots	56	57	0	113	56	72
Shots on Goal	16	26	0	42	20	22
Fouls	71	76	0	147	73	75
Offsides	12	13	0	25	15	12
Corner Kicks	22	23	0	45	18	42

Goals Scored in 15-Minute Intervals

	1-15	16-30	31-45	46-60	61-75	76-90	OT	Total
CLB	0	3	3	0	2	7	0	15
HOU	2	2	2	2	0	3	0	11

ALL-TIME REGULAR-SEASON SERIES LEADERS

	Crew	Houston
Goals	3, Mendoza/Moreno	3, Brian Ching
Assists	3, Guillermo Barros Schelotto	2, Cameron/Mullan
Shots	14, Barros Schelotto/Gaven	18, Brad Davis
Shots on Goal	6, Gaven/Rogers	6, Brad Davis
Fouls Committed	13, Chad Marshall	13, Brad Davis
Fouls Suffered	20, Alejandro Moreno	16, Brian Mullan

Goalkeeping

Wins	4, William Hesmer	2, Pat Onstad
Losses	1, Gruenebaum/Hesmer	2, Hall/Onstad
Shutouts	4, William Hesmer	2, Pat Onstad
Saves	19, William Hesmer	18, Pat Onstad
Goals Allowed	7, William Hesmer	8, Pat Onstad

ALL-TIME REGULAR-SEASON SERIES GAME HIGHS

	Crew	Houston
Goals	2, Andres Mendoza (9/14/11)	1, 10 players tied
Assists	1, 8 players tied	1, 12 players tied
Shots	4, Barros Schelotto/Gaven	5, Dwayne De Rosario (9/23/06)
Shots on Goal	2, 7 players tied	2, 7 players tied
Fouls Committed	5, Chad Marshall (9/23/06)	7, Ricardo Clark (7/4/06)
Fouls Suffered	7, Alejandro Moreno (6/10/07)	8, Alejandro Moreno (7/4/06)

Goalkeeping

Saves	6, William Hesmer (4/26/08)	4, Tally Hall (7/24/10)
Goals Allowed	2, Three players tied	3, Tally Hall (7/24/10)

CREW VS. HOUSTON SERIES HISTORY

MLS Regular Season

Year	Overall	H	A
2006	0-0-2	0-0-1	0-0-1
2007	0-1-1	0-1-0	0-0-1
2008	1-1-0	1-0-0	0-1-0
2009	1-0-1	1-0-0	0-0-1
2010	1-0-1	1-0-0	0-0-1
2011	1-0-1	0-0-1	1-0-0
Totals	4-2-6	3-1-2	1-1-4

MLS Playoffs

Year	Overall	H	A
Never Met			

U.S. Open Cup

Year	Overall	H	A	N
Never Met				

All-Time Regular Season Results (CLB Listed First)

Date	Result	Score	Site
7/4/06	T	1-1	A
9/23/06	T	1-1	H
6/10/07	L	1-2	H
8/25/07	T	1-1	A
4/26/08	W	1-0	H
8/2/08	L	0-2	A
3/21/09	T	1-1	A
9/13/09	W	2-1	H
7/10/10	T	0-0	A
7/24/10	W	3-0	H

All-Time Playoff Results (CLB Listed First)

Date	Result	Score	Site
Never Met			

All-Time U.S. Open Cup Results (CLB Listed First)

Date	Result	Score	Site
Never Met			

All-Competitions Composite

Overall	H	A	N
4-2-6	3-1-2	1-1-4	0-0-0



The
Official
Jersey
Sponsor
of the
Columbus
Crew.

ORIGINAL

Barbasol®


MONTREAL IMPACT

Stade Saputo
4750 Sherbrooke East St.
Montreal, QC, Canada H1V 3S8
Phone: (514) 328-3668
Fax: (514) 328-1287

Stade Olympique
4545 Pierre-de-Coubertin St.
Montreal, QC, Canada H1V 3N7



Jesse
Marsch



Davy
Arnaud

QUICK FACTS

Media Relations:

Patrick Vallee.....(514) 328-3668 ext. 227
Eric Forest.....(514) 328-3668 ext. 267
Joey Strizzi.....(514) 328-3668 ext. 428

Press Box Phone:TBD

Home Field:Stade Saputo/Stade Olympique

Founded:2012

Owner:Saputo Family

President:Joey Saputo

EVP:Richard Legendre

Sporting Dir:Nick De Santis

Head Coach:Jesse Marsch

Assistant Coaches:Mike Sorber,

Dennis Hamlett, Mauro Biello, Preston Burpo

2012 CREW VS. IMPACT

DATE

Saturday, March 24

Sunday, July 8

Saturday, Sept. 1

SITE

Crew Stadium

Saputo Stadium

Crew Stadium

TIME (ET)

4 p.m.

7:30 p.m.

7:30 p.m.

TV

FSO

FSO

FSO

CREW VS. MONTREAL

SERIES HISTORY

MLS Regular Season

Year Overall H A

Never Met

MLS Playoffs

Year Overall H A

Never Met

All-Time Regular Season Results

(CLB Listed First)

Date Result Score Site

Never Met

All-Time Playoff Results

(CLB Listed First)

Date Result Score Site

Never Met

All-Competitions Composite

Overall H A N

Never Met

NEW ENGLAND REVOLUTION

Gillette Stadium
One Patriots Place
Foxborough, MA 02035
Phone: (508) 543-8200
Fax: (508) 549-0405



Jay
Heaps



Matt
Reis

QUICK FACTS

Media Relations:

Lizz Summers (508) 549-0496
Tim Miller (508) 549-0468
Missy Wade (508) 384-4372
Jeff Lemieux (508) 549-0185
Jason Dalrymple (508) 384-4334
Jeff Wroblewski (508) 548-0508
Press Box Phone: (508) 384-1960
Founded: Charter Member (1996)
Home Field: Gillette Stadium
Investor-Operator: Robert K. Kraft
& Jonathan A. Kraft
President: Brian Bilello
General Manager: Michael Burns
Head Coach: Jay Heaps
Assistant Coach: Jay Miller

CREW VS. NEW ENGLAND SERIES HISTORY

MLS Regular Season

Year	Overall	H	A	(SO)
1996	3-1	1-1	2-0	1-1
1997	3-1	2-0	1-1	0-0
1998	3-1	2-0	1-1	0-0
1999	4-0	2-0	2-0	3-0
2000	2-1-1	2-0-0	0-1-1	---
2001	1-1-0	1-0-0	0-1-0	---
2002	1-2-1	0-1-1	1-1-0	---
2003	1-2-1	0-1-1	1-1-0	---
2004	2-0-2	1-0-1	1-0-1	---
2005	0-3-1	0-1-1	0-2-0	---
2006	1-2-1	1-0-1	0-2-0	---
2007	1-0-2	0-0-1	1-0-1	---
2008	2-1-0	1-1-0	1-0-0	---
2009	1-1-0	0-1-0	1-0-0	---
2010	1-0-1	1-0-0	0-0-1	---
2011	2-0-0	1-0-0	1-0-0	---
Totals	28-16-10	15-6-6	13-10-4	4-1

MLS Playoffs

Year	Overall	H	A	(SO)
2002	0-1-2	0-1-0	0-0-2	---
2004	0-1-1	0-0-1	0-1-1	---
Totals	0-2-3	0-1-1	0-1-3	---

2012 CREW VS. REVOLUTION

DATE

Saturday, June 16
Saturday, Aug. 25
Wednesday, Sept. 5

SITE

Gillette Stadium
Crew Stadium
Gillette Stadium

TIME (ET)

7:30 p.m.
7:30 p.m.
8 p.m.

TV

FSO
FSO
FSO

U.S. Open Cup

Year	Overall	H	A	N
2001	0-1-0	0-0-0	0-1-0	0-0-0

All-Time Regular Season Results

(CLB Listed First)

Date	Result	Score	Site
5/11/96	W	3-2	H
6/27/96	W	2-1 (SO)	A
7/11/96	L	1-2 (SO)	H
9/21/96	W	1-0	A
5/9/97	W	2-0	A
7/20/97	W	1-0	H
8/23/97	W	2-1	H
9/12/97	L	0-1	A
4/11/98	W	3-2	H
5/22/98	W	2-0	A
8/8/98	W	6-1	H
9/12/98	L	0-2	A
4/17/99	W	1-0 (SO)	A
5/15/99	W	2-0	H
6/16/99	W	2-1 (SO)	H
9/18/99	W	1-0 (SO)	A
6/24/00	W	3-1	H
7/12/00	W	4-1	H
8/5/00	T	1-1	A
8/26/00	L	1-2	A
5/16/01	L	1-2	A
9/1/01	W	4-1	H
4/20/02	L	0-2	H
6/12/02	W	2-1 (2OT)	A
7/4/02	L	1-4	A
8/31/02	T	0-0 (2OT)	H
4/19/03	W	2-1	A
5/24/03	L	2-3	H
7/23/03	T	1-1 (2OT)	H
8/28/03	L	2-3 (2OT)	A
5/15/04	W	1-0	H
6/6/04	W	2-1	A
7/17/04	T	1-1	H
8/7/04	T	2-2	A
4/9/05	L	0-3	A
6/22/05	L	1-3	H
9/10/05	L	1-3	A
9/21/05	T	1-1	H
6/21/06	T	1-1	H
8/27/06	L	0-1	A
9/2/06	W	3-0	H
10/14/06	L	0-1	A
4/19/06	T	2-2	H
6/16/07	T	3-3	A
10/13/07	W	3-2	A
5/24/08	L	0-1	H
9/6/08	W	4-0	H
9/27/08	W	1-0	A
10/10/09	W	1-0	A
10/25/09	L	0-1	H
5/8/10	W	3-2	H
9/25/10	T	2-2	A
8/13/11	W	3-1	H
10/15/11	W	3-0	A

All-Time Playoff Results

(CLB Listed First)

Date	Result	Score	Site
10/6/02	T	0-0 (2OT)	A
10/9/02	L	0-1	A
10/12/02	T	2-2 (2OT)	A
10/23/04	L	1-0	A
10/31/04	T	1-1	H

All-Time U.S. Open Cup Results

(CLB Listed First)

Date	Result	Score	Site
7/24/01	L	1-2	A

All-Competitions Composite

Overall	H	A	N
28-19-13	15-7-7	13-12-6	0-0-0

Note: Crew home matches were played at Ohio Stadium from 1996-98.

DARE TO BE MASSIVE



CREW VS. NEW ENGLAND ALL-TIME STATISTICS

Category	Crew				New England			
	1	2	OT	Total	1	2	OT	Total
Goals	36	50	1	87	33	32	1	66
Shots	342	347	9	698	332	377	9	718
Shots on Goal	137	153	2	292	163	153	4	320
Fouls	381	436	9	826	408	410	9	827
Offsides	116	107	1	224	41	61	1	103
Corner Kicks	127	119	2	248	133	144	4	281

Goals Scored in 15-Minute Intervals

	1-15	16-30	31-45	46-60	61-75	76-90	OT	Total
CLB	10	6	21	11	14	24	1	87
NE	10	8	15	3	10	19	1	66

ALL-TIME REGULAR-SEASON SERIES LEADERS

	Crew	New England
Goals	8, Brian McBride	9, Taylor Twellman
Assists	7, Brian McBride	7, Steve Ralston
Shots	62, Brian McBride	64, Taylor Twellman
Shots on Goal	30, Brian McBride	39, Taylor Twellman
Fouls Committed	44, Mike Clark	54, Shalrie Joseph
Fouls Suffered	55, Brian McBride	52, Taylor Twellman

Goalkeeping

Wins	7 William Hesmer	7 Matt Reis
Losses	3 Busch/Presthus	8 Matt Reis
Shutouts	4 Dougherty/Hesmer	5 Matt Reis
Saves	48 Jon Busch	80 Matt Reis
Goals Allowed	15 Jon Busch	33 Matt Reis

ALL-TIME REGULAR-SEASON SERIES GAME HIGHS

	Crew	New England
Goals	2, 7 players tied	3 Taylor Twellman (9/10/05)
Assists	3 Dante Washington (6/24/00)	2, 8 players tied
Shots	8 Buddle/Gaven	8, 3 players tied
Shots on Goal	5 McBride/Gaven	6 Taylor Twellman (9/10/05)
Fouls Committed	6 Martino/Virtuoso	7 Taylor Twellman (4/20/02)
Fouls Suffered	8, 4 players tied	7 Galderisi/Diaz Arce
Saves	11 Brad Friedel (9/21/96)	9 Matt Reis (9/6/08)
Goals Allowed	4 Tom Presthus (7/4/02)	6 Ian Feuer (8/8/98)
Goalkeeping		
Saves	11, Brad Friedel (9/21/96)	9, Matt Reis (9/6/08)
Goals Allowed	4, Tom Presthus (7/4/02)	6, Ian Feuer (8/8/98)

PLAYOFFS

	Crew				New England			
Category	1	2	OT	Total	1	2	OT	Total
Goals	0	2	1	3	3	2	0	5
Shots	34	44	4	82	21	24	1	46
Shots on Goal	16	17	2	35	12	9	0	21
Fouls	38	39	3	80	38	29	4	71
Offsides	4	3	1	8	2	5	1	8
Corner Kicks	18	16	6	40	7	9	1	17

Goals Scored in 15-Minute Intervals

	1-15	16-30	31-45	46-60	61-75	76-90	OT	Total
CLB	0	0	0	0	0	2	1	3
N.E.	1	2	0	1	0	1	0	5

ALL-TIME POSTSEASON SERIES GAME HIGHS

	Crew	New England
Points	2, 3 players tied	2, 5 players tied
Goals	1, 3 players tied	1, 5 players tied
Assists	1, 4 players tied	1, 7 players tied
Shots	6, Brian McBride (10/12/02)	4, Taylor Twellman (10/31/04)
Shots on Goal	3, Brian Maisonneuve (10/12/02)	3, Brian Kamler (10/12/02)
Fouls Committed	5, Edson Buddle (10/6/02)	5, Heaps/Joseph
Fouls Suffered	5, Kyle Martino (10/23/04)	8, Taylor Twellman (10/6/02)
Goalkeeping		
Saves	5, Jon Busch (10/12/02)	10, Adin Brown (10/12/02)
Goals Allowed	2, Jon Busch (10/12/02)	2, Adin Brown (10/12/02)

NEW YORK RED BULLS

Red Bull Arena
600 Cape May Street
Harrison, NJ 07029
Phone: (973)268-8420
Fax: (708) 496-6050



Hans
Backe



Thierry
Henry

QUICK FACTS

Media Relations:
Jurgen Mainka(973) 268-7247
Brian Tsao(973) 268-7246
Frank Della Femina(973) 268-7243
Chris Celletti(973) 268-7255
Press Box Phone:TBD
Founded:Charter Member (1996)
Home Field:Red Bull Arena
Investor-Operator:Red Bull GmbH
GM/Sporting Director:Erik Soler
President Business Ops:Chris Heck
Head Coach:Hans Backe
Assistant Coaches:Jan Halvor Halvorsen

2012 CREW VS. RED BULLS

DATE
Saturday, April 7
Saturday, Sept. 15

SITE
Crew Stadium
Red Bull Arena

TIME (ET)
3 p.m.
7 p.m.

TV
Galavisión/FSO
FSO

All-Time Regular Season Results (CLB Listed First)

Date	Result	Score	Site
4/27/96	W	2-0	A
6/30/96	L	0-4	H
9/15/96	W	2-0	H
9/18/96	L	0-1	A
4/26/97	L	1-2	A
5/11/97	W	3-0	H
6/21/97	W	2-1	H
9/25/97	W	1-0	A
6/20/98	W	2-1	H
7/19/98	L	0-3	A
8/12/98	L	1-3	A
9/6/98	W	4-3	H
3/28/99	L	0-1	A
6/26/99	W	2-1	H
8/18/99	W	4-2	A
9/12/99	L	1-2	H
4/15/00	W	1-0	A
5/6/00	L	0-2	H
7/18/01	W	2-1	H
8/19/01	W	1-0	A
3/27/02	W	1-0	A
4/6/02	L	1-2 (2OT)	H
7/6/02	L	2-3	H
7/31/02	W	3-2	A
4/12/03	W	1-0	A
4/26/03	L	0-1	H
5/31/03	T	1-1 (2OT)	H
9/20/03	L	0-1 (2OT)	A
4/3/04	L	1-3	H
8/29/04	T	1-1	A
9/18/04	W	4-2	H
10/9/04	T	1-1	A
5/28/05	L	0-3	H
6/18/05	L	2-3	A
7/20/05	W	1-0	H
8/14/05	L	1-2	A
6/28/06	T	0-0	A
7/19/06	L	0-2	H
8/19/06	W	1-0	H
9/16/06	L	0-1	A
4/7/07	T	0-0	H
5/19/07	L	0-4	A
6/30/07	W	1-0	H
4/5/08	L	0-2	A
9/18/08	W	3-2	H
10/18/08	L	1-3	A
6/27/09	W	1-0	H
8/30/09	L	0-1	A
5/20/10	W	3-1	A
7/17/10	W	2-0	H
3/26/11	T	0-0	H
6/4/11	T	1-1	A

All-Time Playoff Results (CLB Listed First)

Date	Result	Score	Site
9/30/98	W	5-3	H
10/3/98	W	2-1 (SO)	A
11/23/08	W	3-1	H

All-Time U.S. Open Cup Results (CLB Listed First)

Date	Result	Score	Site
8/4/98	W	1-0	N*
8/9/00	T†	1-1	H
8/7/02	W	2-1	A
8/6/03	L	3-4	H

* Zephyr Field, Metairie, LA
† Lost 7-6 in PK shootout

All-Competitions Composite

Overall	H	A	N
28-23-8	16-10-4	11-13-4	1-0-0

Notes: Crew home matches were played at Ohio Stadium from 1996-98; The New York franchise was known as the MetroStars from 1996-2005.

CREW VS. NEW YORK SERIES HISTORY

MLS Regular Season

Year	Overall	H	A	(SO)
1996	2-2	1-1	1-1	0-0
1997	3-1	2-0	1-1	0-0
1998	2-2	2-0	0-2	0-0
1999	2-2	1-1	1-1	0-0
2000	1-1-0	0-1-0	1-0-0	—
2001	2-0-0	1-0-0	1-0-0	—
2002	2-2-0	0-2-0	2-0-0	—
2003	1-2-1	0-1-1	1-1-0	—
2004	1-1-2	1-1-0	0-0-2	—
2005	1-3-0	1-1-0	0-2-0	—
2006	1-2-1	1-1-0	0-1-1	—
2007	1-1-1	0-1-0	0-1-0	—
2008	1-2-0	1-0-0	0-2-0	—
2009	1-1-0	0-1-0	0-1-0	—
2010	2-0-0	1-0-0	1-0-0	—
2011	0-0-2	0-0-1	0-0-1	—
Totals	23-22-7	14-9-3	9-13-4	0-0

MLS Playoffs

Year	Overall	H	A	(SO)
1998	2-0	1-0	1-0	1-0
2008	1-0	1-0	0-0	0-0
Totals	3-0	2-0	1-0	1-0

U.S. Open Cup

Year	Overall	H	A	N
1998	1-0	0-0	0-0	1-0
2000	0-0-1	0-0-1	0-0	0-0
2002	1-0-0	0-0	1-0-0	0-0
2003	0-1-0	0-1	0-0	0-0
Totals	2-1-1	0-1-1	1-0-0	1-0-0



CREW VS. NEW YORK ALL-TIME STATISTICS

Category	Crew				New York			
	1	2	OT	Total	1	2	OT	Total
Goals	29	33	0	62	23	43	2	68
Shots	330	373	5	708	334	408	9	751
Shots on Goal	143	148	3	294	129	163	7	299
Fouls	376	370	6	752	396	402	5	803
Offsides	99	107	1	207	62	53	0	115
Corner Kicks	125	156	2	283	113	122	4	239

Goals Scored in 15-Minute Intervals

	1-15	16-30	31-45	46-60	61-75	76-90	OT	Total
CLB	8	10	11	8	13	12	0	62
N.Y.	9	6	8	13	11	19	2	68

ALL-TIME REGULAR-SEASON SERIES LEADERS

	Crew	New York
Goals	8, Brian McBride	6, John Wolyniec
Assists	8, Robert Warzycha	4, 3 players tied
Shots	62, Jeff Cunningham	34, Yauri Djorkaeff
Shots on Goal	30, Jeff Cunningham	15, Guevara/Magee
Fouls Committed	49, Brian Maisonneuve	27, Seth Stammer
Fouls Suffered	58, Brian McBride	30, Tab Ramos

Goalkeeping

Wins	5, William Hesmer	6, Tony Meola
Losses	3, 3 players tied	8, Tony Meola
Shutouts	4, William Hesmer	4, Conway/Meola
Saves	49, Jon Busch	70, Tony Meola
Goals Allowed	11, Jon Busch	18, Tony Meola

ALL-TIME REGULAR-SEASON SERIES GAME HIGHS

	Crew	New York
Goals	4, Edson Buddle (9/18/04)	2, 5 players tied
Assists	3, Robert Warzycha (8/18/99)	2, 4 players tied
Shots	10, Jeff Cunningham (5/31/03)	9, Yauri Djorkaeff (twice)
Shots on Goal	6, Cunningham/Buddle	4, 5 players tied
Fouls Committed	7, Iribarren/Maisonneuve	7, Antony De Avila (9/18/96)
Fouls Suffered	8, Jeff Cunningham (3/27/02)	9, Andy Williams (7/31/02)

Goalkeeping		
Saves	12, Jon Busch (8/29/04)	8, 4 players tied
Goals Allowed	4, Winner/Gruenebaum	4, 3 players tied

PLAYOFFS

Category	Crew				New York			
	1	2	OT	Total	1	2	OT	Total
Goals	6	3	0	9	1	4	0	5
Shots	16	15	0	31	18	18	0	36
Shots on Goal	10	6	0	16	5	5	0	10
Fouls	20	29	0	49	29	24	0	53
Offsides	6	4	0	10	1	1	0	2
Corner Kicks	4	11	0	15	8	2	0	10

Goals Scored in 15-Minute Intervals

	1-15	16-30	31-45	46-60	61-75	76-90	OT	Total
CLB	2	1	3	2	0	1	0	9
N.Y.	1	0	0	3	0	1	0	5

ALL-TIME POSTSEASON SERIES GAME HIGHS

	Crew	New York
Points	4, Brian McBride (9/30/98)	4, Mike Sorber (9/30/98)
Goals	2, Brian McBride (9/30/98)	1, 5 players tied
Assists	3, Elcock/Schelotto	2, Mike Sorber (9/30/98)
Shots	4, Brian McBride (9/30/98)	3, Eduardo Hurtado (twice)
Shots on Goal	3, Brian McBride (9/30/98)	1, 10 players tied
Fouls Committed	5, Todd Yeagley (10/3/98)	5, Mike Sorber (10/3/98)
Fouls Suffered	9, John/Williams	4, Hurtado/Ramos

Goalkeeping

Saves	4, Juergen Sommer (9/30/98)	3, Danny Cepero (11/23/08)
Goals Allowed	3, Juergen Sommer (9/30/98)	5, Tony Meola (9/30/98)

PHILADELPHIA UNION

2501 Seaport Drive
Switch House Suite 500
Chester, PA 19013
Phone: (610) 497-1657



Peter
Nowak



Danny
Califf

QUICK FACTS

Media Relations:

Aimee Cicero (610) 497-8186
Press Box Phone: TBD
Home Field: Chester Stadium
Founded: 2010
Chairman: Jay Sugarman
CEO/Operating Partner: Nick Sakiewicz
Head Coach: Peter Nowak
Assistant Coaches: John Hackworth,
..... Rob Vartughian

2012 CREW VS. UNION

DATE

Saturday, April 14
Wednesday, Aug. 29
Saturday, Sept. 29

SITE

PPL Park
PPL Park
Crew Stadium

TIME (ET)

3:30 p.m.
7:30 p.m.
7:30 p.m.

TV

NBC Sports Network
FSO
FSO

CREW VS. PHILADELPHIA ALL-TIME STATISTICS

Category	Crew			Total	Union			Total
	1	2	OT		1	2	OT	
Goals	4	3	0	7	3	1	0	4
Shots	16	19	0	35	20	33	0	53
Shots on Goal	8	7	0	15	9	11	0	20
Fouls	22	21	0	43	20	26	0	46
Offsides	5	10	0	15	4	4	0	8
Corner Kicks	7	8	0	15	15	15	0	30

Goals Scored in 15-Minute Intervals

	1-15	16-30	31-45	46-60	61-75	76-90	OT	Total
CLB	1	0	3	2	0	1	0	7
PHI	0	0	3	2	0	1	0	4

ALL-TIME REGULAR-SEASON SERIES LEADERS

	Crew	Union
Goals	2, 3 players tied	3 Sebastien Le Toux
Assists	1, 5 players tied	2 Roger Torres
Shots	9 Emilio Renteria	16 Sebastien Le Toux
Shots on Goal	7 Emilio Renteria	6 Sebastien Le Toux
Fouls Committed	7 Shaun Francis	7 Danny Califf
Fouls Suffered	7 Emilio Renteria	5, 3 players tied

Goalkeeping

Wins	3 William Hesmer	1 Zac MacMath
Losses	1 William Hesmer	2 Chris Seitz
Shutouts	0	1 Zac MacMath
Saves	13 William Hesmer	7 Chris Seitz
Goals Allowed	3 William Hesmer	5 Chris Seitz

ALL-TIME REGULAR-SEASON SERIES GAME HIGHS

	Crew	Union
Goals	2 Steven Lenhart (8/5/10)	1, 4 players tied
Assists	1, 5 players tied	1, 4 players tied
Shots	5 Emilio Renteria (10/24/10)	8 Veljko Paunovic (8/20/11)
Shots on Goal	5 Emilio Renteria (10/24/10)	3 Veljko Paunovic (8/20/11)
Fouls Committed	4 Shaun Francis (8/5/10)	5 Fred/Paunovic
Fouls Suffered	4 Frankie Hejduk (8/5/10)	4 Califf/Williams

Goalkeeping

Saves	6 William Hesmer (10/24/10)	4 Chris Seitz (10/24/10)
Goals Allowed	1 Hesmer/Gaven	3 Chris Seitz (10/24/10)

CREW VS. PHILADELPHIA SERIES HISTORY

MLS Regular Season

Year	Overall	H	A
2010	2-0-0	1-0-0	1-0-0
2011	1-1-0	1-0-0	0-1-0
Total	3-1-0	2-0-0	1-1-0

MLS Playoffs

Year	Overall	H	A
Never Met			

U.S. Open Cup

Year	Overall	H	A	N
Never Met				

All-Time Regular Season Results (CLB Listed First)

Date	Result	Score	Site
8/5/10	W	2-1	A
10/24/10	W	3-1	H
8/20/11	W	2-1	H
9/17/11	L	0-1	A

All-Time Playoff Results (CLB Listed First)

Date	Result	Score	Site
Never Met			

All-Time U.S. Open Cup Results (CLB Listed First)

Date	Result	Score	Site
Never Met			

All-Competitions Composite

Overall	H	A	N
3-1-0	2-0-0	1-1-0	0-0-0



SPORTING KANSAS CITY

210 W. 19th Terrace
Kansas City, MO 64108
Phone: (913) 387-3400
Fax: (913) 387-3401



Peter Vermes



Jimmy Nielsen

QUICK FACTS

Media Relations:

Rob Thomson.....(913) 387-3405
Kurt Austin.....(913) 951-3554
Josh Whisenhunt.....(913) 387-3428
Alice Schroeder.....(913) 387-3423

Press Box Phone:TBD

Founded:Charter Member (1996)

Home Field:LIVESTRONG Sporting Park

Investor-Operator:OnGoal, LLC

President & CEO:Robb Heineman

Technical Director/Head Coach:Peter Vermes

Assistant Coaches:Octavio Zambrano

.....Kerry Zavagnin, Zoran Savic

CREW VS. KANSAS CITY SERIES HISTORY

MLS Regular Season

Year	Overall	H	A	(SO)
1996	2-2	1-1	1-1	0-1
1997	1-2	1-1	0-1	0-0
1998	1-1	1-0	0-1	0-1
1999	2-0	1-0	1-0	0-0
2000	1-1-0	1-0-0	0-1-0	---
2001	1-1-0	0-1-0	1-0-0	---
2002	1-0-1	0-0-1	1-0-0	---
2003	1-1-1	1-1-0	0-0-1	---
2004	1-1-1	1-0-1	0-1-0	---
2005	2-1-1	1-1-0	1-0-1	---
2006	0-4-0	0-2-0	0-2-0	---
2007	1-2-0	1-0-0	0-2-0	---
2008	2-0-1	1-0-1	1-0-0	---
2009	2-0-0	1-0-0	1-0-0	---
2010	1-1-0	0-1-0	1-0-0	---
2011	1-1-0	1-0-0	0-1-0	---
Totals	20-18-5	12-8-3	8-10-2	0-2

MLS Playoffs

Year	Overall	H	A	(SO)
------	---------	---	---	------

2008	1-0-1	1-0-0	0-0-1	---
------	-------	-------	-------	-----

U.S. Open Cup

Year	Overall	H	A	N
------	---------	---	---	---

2002	1-0-0	1-0-0	0-0-0	0-0-0
------	-------	-------	-------	-------

All-Time Regular Season Results

(CLB Listed First)

Date	Result	Score	Site
5/2/96	L	4-6	A
6/8/96	L	3-4 (SO)	H
8/24/96	W	2-1	H
9/7/96	W	5-1	A
5/22/97	L	1-3	A
7/4/97	L	1-2	H
9/14/97	W	4-0	H
5/27/98	L	1-2 (SO)	A
8/16/98	W	5-3	H
4/28/99	W	1-0	A
8/8/99	W	2-1	H
7/15/00	W	2-0	H
7/22/00	L	1-3	A
4/21/01	L	0-3	H
8/4/01	W	3-1	A
6/19/02	T	1-1 (2OT)	H
8/18/02	W	4-0	A
5/3/03	T	2-2 (2OT)	A
7/19/03	L	0-1	H
8/31/03	W	1-0	H
4/17/04	L	0-1	A

2012 CREW VS. SPORTING KC

DATE

Saturday, July 14
Saturday, July 28
Sunday, Oct. 7

SITE

Crew Stadium
LIVESTRONG Sporting Park
Crew Stadium

6/12/04	T	2-2	H
8/18/04	W	2-1	H
5/14/05	L	4-0	H
6/29/05	T	1-1	A
7/23/05	W	2-0	H
8/26/05	W	1-0	A
4/1/06	L	1-3	A
4/29/06	L	0-1	H
6/10/06	L	0-1	H
8/12/06	L	0-4	A
5/5/07	L	0-1	A
6/20/07	W	2-1	H
9/15/07	L	2-3	A
5/3/08	W	2-1	H
6/14/08	W	3-0	A
7/17/08	T	3-3	H
5/9/09	W	3-2	H
6/6/09	W	2-0	A
5/23/10	W	1-0	A
7/14/10	L	0-1	H
4/16/11	W	1-0	H
9/28/11	L	1-2	A

TIME (ET)

7:30 p.m.
8:30 p.m.
4 p.m.

TV

FSO
FSO

All-Time Playoff Results

(CLB Listed First)

Date	Result	Score	Site
11/1/08	T	1-1	A
11/8/08	W	2-0	H

All-Time U.S. Open Cup Results

(CLB Listed First)

Date	Result	Score	Site
9/10/02	W	3-2 (2OT)	H

All-Competitions Composite

(CLB Listed First)

Overall	H	A	N
---------	---	---	---

22-18-6	14-8-3	8-10-3	0-0-0
---------	--------	--------	-------

Note: Crew home matches were played at Ohio Stadium from 1996-98.

CREW VS. KANSAS CITY ALL-TIME STATISTICS

Category	Crew				Kansas City			
	1	2	OT	Total	1	2	OT	Total
Goals	34	38	0	72	25	39	0	64
Shots	260	281	2	543	286	347	1	634
Shots on Goal	105	120	1	226	119	136	0	255
Fouls	308	289	3	600	303	325	2	630
Offsides	49	75	1	125	48	50	0	98
Corner Kicks	103	105	1	209	78	121	0	199

Goals Scored in 15-Minute Intervals

	1-15	16-30	31-45	46-60	61-75	76-90	OT	Total
CLB	8	5	21	12	15	11	0	72
KC	5	14	6	11	9	19	0	64

ALL-TIME REGULAR-SEASON SERIES LEADERS

	Crew	Kansas City
Goals	7, Jeff Cunningham	8, Preki
Assists	9, Robert Warzycha	8, Preki
Shots	46, Jeff Cunningham	74, Preki
Shots on Goal	21, Jeff Cunningham	21, Preki
Fouls Committed	23, Clark/Marshall	39, Davy Arnaud
Fouls Suffered	37, Kyle Martino	51, Davy Arnaud
Goalkeeping		
Wins	5, William Hesmer	4, Meola/Oshoniyi
Losses	4, Jon Busch	5, Kevin Hartman
Shutouts	2, Busch/Walker	3, Meola/Oshoniyi
Saves	34, Jon Busch	34, Tony Meola
Goals Allowed	14, Jon Busch	17, Kevin Hartman

ALL-TIME REGULAR-SEASON SERIES GAME HIGHS

Goals
Assists
Shots
Shots on Goal
Fouls Committed
Fouls Suffered

Crew
3, Maisonneuve/John
2, 14 players tied
7, Jeff Cunningham (8/4/01)
4, Thomas Dooley (9/14/97)
6, Pierce/Lenhart
6, 6 players tied

Kansas City
2, 8 players tied
2, 7 players tied
8, Preki (twice)
4, 3 players tied
7, Mo Johnston (7/4/97)
7, Johnson/Sealy

Goalkeeping

Saves
Goals Allowed

9, William Hesmer (9/15/07)
6, Bo Oshoniyi (5/2/96)

9, Tony Meola (7/19/03)
5, Lagerwey/Ammann

PLAYOFFS

Category	1	2	OT	Total	1	2	OT	Total
Goals	1	2	0	3	0	1	0	1
Shots	10	13	0	23	3	8	0	11
Shots on Goal	3	4	0	7	1	3	0	4
Fouls	12	17	0	29	14	14	0	28
Offsides	0	1	0	1	2	0	0	2
Corner Kicks	2	3	0	5	0	4	0	4

Goals Scored in 15-Minute Intervals

	1-15	16-30	31-45	46-60	61-75	76-90	OT	Total
CLB	1	0	0	1	0	1	0	3
K.C.	0	0	0	1	0	0	0	1

ALL-TIME POSTSEASON SERIES GAME HIGHS

Points
Goals
Assists
Shots
Shots on Goal
Fouls Committed
Fouls Suffered

Crew
2, 3 players tied
1, 3 players tied
1, 4 players tied
4, Brad Evans (11//8/08)
2, Hejduk/Evans
3, 5 players tied
4, Padula/Moreno

Kansas City
2, Davy Arnaud (11/1/08)
1, Davy Arnaud (11/1/08)
1, Claudio Lopez (11/1/08)
3, Herculez Gomez (11/1/08)
1, 4 players tied
4, Abe Thompson (11/1/08)
7, Davy Arnaud (11/8/08)

Goalkeeping

Saves
Goals Allowed

2, William Hesmer (11/8/08)
1, William Hesmer (11/1/08)

3, Kevin Hartman (11/1/08)
2, Kevin Hartman (11/8/08)

TORONTO FC

BMO Field
Exhibition Place
170 Princes' Boulevard
Toronto, ON M6K 3C3
Phone: (416) 815-5400
Fax: (416) 815-5452



Aron
Winter



Torsten
Frings

QUICK FACTS

Media Relations:
Mike Masaro.....(416) 815-5400 ext. 5399
Rajani Kamath.....(416) 815-5790
Press Box Phone:(416) 263-5863
Home Field:BMO Field
Founded:2007
Investor-Operator:Maple Leaf Sports & Entertainment Ltd.
Chairman of the Board: ..Lawrence M. Tanenbaum
EVP & COO:Tom Anselmi
Sr. Director, Business Operations:Paul Beirne
Director of player development:Paul Mariner
Head Coach:Aron Winter
Assistant Coach:Bob de Klerk
.....Jason Bent, Stewart Kerr

2012 CREW VS. TORONTO FC

DATE	SITE	TIME (ET)	TV
Saturday, March 31	BMO Field	2 p.m.	FSO
Saturday, Aug. 11	Crew Stadium	7:30 p.m.	FSO
Sunday, Oct. 28	Crew Stadium	4 p.m.	FSO

CREW VS. TORONTO ALL-TIME STATISTICS

Category	1	2	OT	Total	1	2	OT	Total
Goals	8	13	0	21	9	6	0	15
Shots	72	92	0	164	63	64	0	127
Shots on Goal	34	44	0	78	32	26	0	58
Fouls	62	71	0	133	87	83	0	170
Offsides	22	29	0	51	13	10	0	23
Corner Kicks	32	41	0	73	26	28	0	54

Goals Scored in 15-Minute Intervals

	1-15	16-30	31-45	46-60	61-75	76-90	OT	Total
CLB	2	3	3	4	2	7	0	21
TOR	2	3	4	2	1	3	0	15

ALL-TIME REGULAR-SEASON SERIES LEADERS

Goals	Crew	Toronto
Assists	4, Guillermo Barros Schelotto	1, 14 players tied
Shots	4, Frankie Hejduk	2, de Guzman/Guevara
Shots on Goal	25, Robbie Rogers	11, Jim Brennan
Fouls Committed	13, Alejandro Moreno	5, Jim Brennan
Fouls Suffered	12, Eddie Gaven	13, Jim Brennan
	24, Eddie Gaven	8, Rohan Ricketts

Goalkeeping

Wins	Crew	Toronto
Losses	5, William Hesmer	1, Milos Kocic
Shutouts	1, William Hesmer	2, Stefan Frei
Saves	4, William Hesmer	1, Greg Sutton
Goals Allowed	38, William Hesmer	25, Stefan Frei
	12, William Hesmer	8, Stefan Frei

ALL-TIME REGULAR-SEASON SERIES GAME HIGHS

Goals	Crew	Toronto
Assists	2, Schelotto/Herron	1, 14 players tied
Shots	2, Frankie Hejduk (7/25/09)	1, 15 players tied
Shots on Goal	5, 4 players tied	4, 4 players tied
Fouls Committed	4, 3 players tied	3, Jeff Cunningham/Johnson
Fouls Suffered	6, Zayner/Iro	5, Dan Gargan (10/16/10)
	5, Alejandro Moreno (9/22/07)	5, Jacob Peterson (10/16/10)

Goalkeeping

Saves	Crew	Toronto
Goals Allowed	6, William Hesmer (5/17/08)	8, Stefan Frei (7/25/09)
	4, William Hesmer (9/10/11)	3, Stefan Frei (7/25/09)

All-Time Regular Season Results (CLB Listed First)

Date	Result	Score	Site
5/26/07	T	2-2	H
7/22/07	W	2-0	H
9/22/07	W	2-1	A
3/29/08	W	2-0	H
5/17/08	T	0-0	A
9/13/08	T	1-1	A
3/28/09	T	1-1	H
5/2/09	T	1-1	A
7/25/09	W	3-2	H
3/27/10	W	2-0	H
10/16/10	T	2-2	A
4/23/11	T	1-1	A
9/10/11	L	2-4	H

All-Time Playoff Results (CLB Listed First)

Date	Result	Score	Site
Never Met			

All-Competitions Composite

Overall	H	A	N
5-1-7	4-1-2	1-0-5	0-0-0

CHIVAS USA

The Home Depot Center
18400 Avalon Blvd., Suite 500
Carson, CA 90746
Phone: (310) 630-4550
Fax: (310) 630-4551



Robin
Fraser



Juan Pablo
Angel

QUICK FACTS

Media Relations:
Rodrigo Ochoa (310) 630-4554
Richard Castillo (310) 974-4552
Press Box Phone: (310) 630-2288
Founded: 2005
Home Field: The Home Depot Center
Investor-Operator: Antonio Cué
General Manager: Jose Domene
Head Coach: Robin Fraser
Assistant Coaches: ... Carlos Llamasa, Nick Theslof

2012 CREW VS. CHIVAS USA

DATE Wednesday, Sept. 19
SITE Crew Stadium

TIME (ET) 7:30 p.m.
TV FSO

CREW VS. CHIVAS USA ALL-TIME STATISTICS

Category	Crew			Chivas USA			Total
	1	2	OT	1	2	OT	
Goals	8	10	0	12	9	0	21
Shots	75	97	0	84	80	0	164
Shots on Goal	37	38	0	34	34	0	68
Fouls	73	85	0	110	117	0	227
Offsides	25	28	0	14	10	0	24
Corner Kicks	39	46	0	34	28	0	62

Goals Scored in 15-Minute Intervals

	1-15	16-30	31-45	46-60	61-75	76-90	OT	Total
CLB	1	4	3	2	4	4	0	18
CHV	3	4	5	5	2	2	0	21

CREW VS. CHIVAS USA SERIES HISTORY

MLS Regular Season

Year	Overall	H	A
2005	1-1-0	0-1-0	1-0-0
2006	0-1-1	0-0-1	0-1-0
2007	0-1-1	0-0-1	0-1-0
2008	1-1-0	1-0-0	0-1-0
2009	1-1-0	1-0-0	0-1-0
2010	1-1-0	1-0-0	0-1-0
2011	0-0-2	0-0-1	0-0-1
Totals	4-6-4	3-1-3	1-5-1

MLS Playoffs

Year	Overall	H	A
Never Met			

U.S. Open Cup

Year	Overall	H	A	N
Never Met				

All-Time Regular Season Results

(CLB Listed First)

Date	Result	Score	Site
9/3/05	W	3-0	A
10/1/04	L	0-1	H
6/18/06	L	0-2	A
6/24/06	T	1-1	H
5/12/07	T	1-1	H
7/14/07	L	2-1	A
4/12/08	W	4-3	H
5/31/08	L	0-2	A
4/5/09	L	1-2	A
6/14/09	W	2-1	H
5/15/10	W	1-0	H
7/31/10	L	1-3	A
4/9/11	T	0-0	A
5/28/11	T	3-3	H

All-Time Playoff Results

(CLB Listed First)

Date	Result	Score	Site
Never Met			

All-Time U.S. Open Cup Results

(CLB Listed First)

Date	Result	Score	Site
Never Met			

All-Competitions Composite

Overall	H	A	N
4-6-4	3-1-3	1-5-1	0-0-0

ALL-TIME REGULAR-SEASON SERIES LEADERS

	Crew	Chivas USA
Goals	4 Guillermo Barros Schelotto	3 Ante Razov
Assists	4 Guillermo Barros Schelotto	2, 3 players tied
Shots	19 Eddie Gaven	19 Ante Razov
Shots on Goal	11 Barros Schelotto/Gaven	8 Justin Braun
Fouls Committed	10 Marshall/O'Rourke	16 Kljestan/Mendoza
Fouls Suffered	19 Alejandro Moreno	13 Jesse Marsch

Goalkeeping

Wins	2 William Hesmer	2 Brad Guzan
Losses	4 William Hesmer	2 Zach Thornton
Shutouts	2 William Hesmer	1, 4 players tied
Saves	23 William Hesmer	17 Brad Guzan
Goals Allowed	15 William Hesmer	6 Brad Guzan

ALL-TIME REGULAR-SEASON SERIES GAME HIGHS

	Crew	Chivas USA
Goals	2, 4 players tied	1, 20 players tied
Assists	2, Guillermo B. Schelotto (4/12/08)	1, 20 players tied
Shots	7, Guillermo B. Schelotto (6/14/09)	6, Ante Razov (5/12/07)
Shots on Goal	5, Cornell Glen (9/3/05)	3, Garcia/Braun
Fouls Committed	5, Danny Szelto (9/3/05)	6, Esteban Arias (10/1/05)
Fouls Suffered	6, Martina/Schelotto	5, Palencia/Espinoza
Goalkeeping		
Saves	6, Noah Palmer (6/18/06)	7, Brad Guzan (5/12/07)
Goals Allowed	3, William Hesmer (three times)	4, Brad Guzan (4/12/08)



COLORADO RAPIDS

6000 Victory Way
Commerce City, CO 80022
Phone: (303) 727-3500
Fax: (303) 727-3536



Oscar Pareja



Pablo Mastroeni

QUICK FACTS

Media Relations:
David Lindholm (303) 727-3508
Rachel Sweeney (303) 727-3508
Press Box Phone: (303) 727-3555
Founded: Charter Member (1996)
Home Field: Dick's Sporting Goods Park
Investor-Operator: Stan Kroenke/
Kroenke Sports Enterprises
Managing Director: Jeff Plush
VP, Finance: Charlie Wright
Technical Director: Paul Bravo
Head Coach: Oscar Pareja
Assistant Coach: Wilmer Cabrera
..... Paul Caffrey, David Kramer

CREW VS. COLORADO SERIES HISTORY

MLS Regular Season					
Year	Overall	H	A	(SO)	
1996	0-3	0-2	0-1	0-1	
1997	1-3	1-1	0-2	1-1	
1998	0-2	0-1	0-1	0-0	
1999	2-0	1-0	1-0	0-0	
2000	0-1-1	0-1-0	0-0-1	—	
2001	0-0-1	0-0-1	0-0-0	—	
2002	0-1-1	0-0-1	0-1-0	—	
2003	1-1-0	1-0-0	0-1-0	—	
2004	0-1-2	0-1-0	0-0-2	—	
2005	1-1-0	1-0-0	0-1-0	—	
2006	1-1-0	1-0-0	0-1-0	—	
2007	0-0-2	0-0-1	0-0-1	—	
2008	2-0-0	1-0-0	1-0-0	—	
2009	1-0-1	0-0-1	1-0-0	—	
2010	1-1-0	1-0-0	0-1-0	—	
2011	1-1-0	1-0-0	0-1-0	—	
Totals	11-16-8	8-6-4	3-10-4	1-2	

2012 CREW VS. RAPIDS

DATE Saturday, March 10 SITE Dick's Sporting Goods Park

TIME (ET)
6 p.m.

TV
FSO

MLS Playoffs

Year	Overall	H	A	(SO)
2010	1-1-0	1-0-0	0-1-0	
2011	0-1-0	0-0-0	0-1-0	
Total	1-2-0	1-0-0	0-2-0	

U.S. Open Cup

Year	Overall	H	A	N
Never Met				

All-Time Regular Season Results (CLB Listed First)

Date	Result	Score	Site
5/19/96	L	2-4	H
6/19/96	L	2-3 (SO)	H
7/7/96	L	1-2	A
3/29/97	W	2-1 (SO)	H
4/5/97	L	0-2	A
5/17/97	L	1-2 (SO)	A
6/15/97	L	0-2	H
9/16/98	L	2-4	H
9/19/98	L	1-2	A
7/4/99	W	3-0	A
9/4/99	W	2-1	H
4/22/00	L	2-3	H
6/17/00	T	0-0 (OT)	H
5/26/01	T	3-3 (OT)	A
7/20/02	T	1-1 (2OT)	H
8/10/02	L	1-2	A
5/10/03	W	2-0	H
8/16/03	L	1-2 (OT)	A
6/26/04	L	1-2	H
7/24/04	T	0-0	A
10/16/04	T	1-1	A
4/23/05	L	0-2	A
6/11/05	W	1-0	H
4/8/06	L	1-3	A
5/13/06	W	1-0	H
7/4/07	T	0-0	A
9/2/07	T	1-1	H
6/28/08	W	2-1	H
7/27/08	W	2-0	A
4/11/09	T	1-1	A
8/1/09	W	1-0	H
6/5/10	L	0-1	A
8/21/10	W	3-1	H
6/26/11	W	4-1	H
8/5/11	L	0-2	A

All-Time Playoff Results (CLB Listed First)

Date	Result	Score	Site
10/28/10	L	0-1	A
11/6/10	W	2-1	H
10/27/11	L	0-1	A

All-Time U.S. Open Cup Results (CLB Listed First)

Date	Result	Score	Site
Never Met			

All-Competitions Composite

Overall	H	A	N
12-18-8	9-6-4	3-12-4	0-0-0

Note: Crew home matches were played at Ohio Stadium from 1996-98.

CREW VS. COLORADO RAPIDS ALL-TIME STATISTICS

Category	Crew				Colorado			
	1	2	OT	Total	1	2	OT	Total
Goals	20	24	0	44	17	30	1	48
Shots	208	240	5	453	256	244	11	511
Shots on Goal	81	90	2	173	89	100	3	192
Fouls	247	235	5	487	267	258	2	527
Offsides	55	68	0	123	45	47	2	94
Corner Kicks	69	78	5	152	92	99	3	194

Goals Scored in 15-Minute Intervals

	1-15	16-30	31-45	46-60	61-75	76-90	OT	Total
CLB	7	5	8	6	9	9	0	44
COL	3	3	11	14	5	11	1	48

ALL-TIME REGULAR-SEASON SERIES LEADERS

Crew		Colorado	
Goals	6, Stern John	5, Marcelo Balboa	
Assists	4, Brian McBride	9, Chris Henderson	
Shots	43, Robert Warzycha	34, Marcelo Balboa	
Shots on Goal	17, Brian McBride	13, Chris Henderson	
Fouls Committed	30, Brian Maisonneuve	25, Chris Henderson	
Fouls Suffered	38, Brian McBride	27, Pablo Mastroeni	
Goalkeeping			
Wins	5, William Hesmer	4, Marcus Hahnemann	
Losses	4, Jon Busch	3, Coundoul/Pickens	
Shutouts	3, Busch/Hesmer	2, Joe Cannon	
Saves	39, Jon Busch	23, Joe Cannon	
Goals Allowed	11, Jon Busch	8, Matt Pickens	

ALL-TIME REGULAR-SEASON SERIES GAME HIGHS

Crew		Colorado	
Goals	2, 4 players tied	2, Bartlett/DiGiamarino	
Assists	2, Paz/McBride	3, Terry Cooke (4/8/06)	
Shots	8, Brian McBride (3/29/97)	8, Paul Bravo (9/16/98)	
Shots on Goal	5, Robert Warzycha (6/17/00)	4, 5 players tied	
Fouls Committed	9, Brian Maisonneuve (5/10/03)	6, Harris/Ihemelu	
Fouls Suffered	8, Guillermo Barros Schelotto (9/2/07)	7, Alberto Delgado (10/16/04)	
Goalkeeping			
Saves	8, Sommer/Presthus	7, David Kramer (5/26/01)	
Goals Allowed	4, Oshoniyi/Sommer	4, Matt Pickens (6/26/11)	

PLAYOFFS

Category	Crew				Colorado			
	1	2	OT	Total	1	2	OT	Total
Goals	1	1	0	2	2	1	0	3
Shots	14	17	5	36	29	18	1	48
Shots on Goal	6	5	1	12	12	3	1	16
Fouls	12	16	0	28	15	20	4	39
Offsides	12	3	1	16	4	3	0	7
Corner Kicks	8	5	0	13	6	11	0	17

Goals Scored in 15-Minute Intervals

	1-15	16-30	31-45	46-60	61-75	76-90	OT	Total
CLB	0	1	0	0	1	0	0	2
COL	0	1	1	0	0	1	0	3

ALL-TIME POSTSEASON SERIES GAME HIGHS

Crew		Colorado	
Points	2, Gaven/Rogers	2, 3 players tied	
Goals	1, Gaven/Rogers	1, 3 players tied	
Assists	1, Schelotto/Ekpo	1, 4 players tied	
Shots	5, Robbie Rogers (11/6/10)	7, Omar Cummings	
Shots on Goal	3, Robbie Rogers (11/6/10)	3, Omar Cummings	
Fouls Committed	2, 8 players tied	3, five players tied	
Fouls Suffered	4, eddie Gaven (10/28/10)	4, Smith/Cummings	
Goalkeeping			
Saves	6, Gruenebaum/Hesmer	4, Matt Pickens (11/6/10)	
Goals Allowed	1, Gruenebaum/Hesmer	2, Matt Pickens (11/6/11)	

FC DALLAS

9200 World Cup Way, Suite 202
Frisco, TX 75034
Phone: (469) 365-0000
Fax: (214) 705-6799



Schellas
Hyndman



Brek
Shea

QUICK FACTS

Media Relations:
Leigh Anne Gullett (469) 365-0054
Jason Minnick (469) 365-0068
Press Box Phone: (570) 764-0294
Founded: Charter Member (1996)
Home Field: FC Dallas Stadium
Investor-Operator: Hunt Sports Group
HSG Chairman: Clark K. Hunt
HSG President: John Wagner
HSG Vice President: Dan Hunt
President and CEO: Doug Quinn
Technical Director: John Ellinger
Head Coach: Schellas Hyndman
Assistant Coaches: John Ellinger,
..... Marco Ferruzzi, Drew Keeshan

CREW VS. DALLAS SERIES HISTORY

MLS Regular Season

Year	Overall	H	A	(SO)
1996	1-2	0-1	1-1	1-1
1997	1-2	1-1	0-1	0-0
1998	0-2	0-1	0-1	0-0
1999	1-1	1-0	0-1	0-0
2000	1-2-1	1-0-1	0-2-0	---
2001	2-1-1	1-0-1	1-1-0	---
2002	0-1-1	0-0-1	0-1-0	---
2003	2-0-1	1-0-1	1-0-0	---
2004	1-0-2	1-0-1	0-0-1	---
2005	1-1-0	1-0-0	0-1-0	---
2006	2-0-0	1-0-0	1-0-0	---
2007	0-2-0	0-1-0	0-1-0	---
2008	2-0-0	1-0-0	1-0-0	---
2009	1-1-0	1-0-0	0-1-0	---
2010	0-0-2	0-0-1	0-0-1	---
2011	1-1-0	1-0-0	0-1-0	---
Totals	16-16-8	11-4-6	5-12-2	1-1

MLS Playoffs

Year	Overall	H	A	(SO)
Never Met				

U.S. Open Cup

Year	Overall	H	A	N
2005	0-1-0	0-1-0	0-0-0	0-0-0
Totals	0-1-0	0-1-0	0-0-0	0-0-0

All-Time Regular Season Results (CLB Listed First)

Date	Result	Score	Site
5/5/96	L	0-1 (SO)	A
7/31/96	L	1-2	H
8/14/96	W	3-2 (SO)	A
4/13/97	W	2-1	H
7/13/97	L	1-2	H
9/6/97	L	0-3	A
3/29/98	L	1-2	A
7/25/98	L	1-2	H
4/24/99	L	0-2	A
7/24/99	W	4-1	H
4/29/00	L	1-2	A
5/20/00	W	2-1	H
6/7/00	L	2-3	A
6/10/00	T	1-1	H
5/12/01	L	0-4	A
6/23/01	W	2-1	A
7/7/01	T	2-2 (OT)	H
8/15/01	W	3-0	H
5/25/02	T	1-1 (2OT)	H
6/29/02	L	0-1 (2OT)	A

2012 CREW VS. FC DALLAS

DATE Saturday, May 12 SITE Crew Stadium

7/5/03	T	0-0 (2OT)	H
8/23/03	W	2-1	A
9/13/03	W	3-2	H
5/1/04	T	0-0	H
7/10/04	T	0-0	A
7/28/04	W	2-1	H
8/20/05	W	1-2	A
10/5/05	L	2-1	A
6/3/06	W	2-1	H
9/30/06	W	3-1	H
8/11/07	L	2-3	A
10/6/07	L	1-3	H
8/16/08	W	2-1	H
8/30/08	W	2-1	A
6/20/09	L	1-2	A
8/15/09	W	2-0	H
4/10/10	T	2-2	A
8/28/10	T	0-0	H
4/1/11	W	2-0	H
7/2/11	L	0-2	A

TIME (ET) 7:30 p.m.

TV FSO

All-Time Playoff Results (CLB Listed First)

Date	Result	Score	Site
Never Met			

All-Time U.S. Open Cup Results (CLB Listed First)

Date	Result	Score	Site
8/03/05	L	3-1 (OT)	H*
* Jesse Owens Stadium (OSU)			

All-Competitions Composite

Overall	H	A	N
16-17-8	11-5-6	5-12-2	0-0-0

Notes: Crew home matches were played at Ohio Stadium from 1996-98; The Dallas franchise was known as the Burn from 1996-2004.

CREW VS. DALLAS ALL-TIME STATISTICS

	Crew				Dallas			
Category	1	2	OT	Total	1	2	OT	Total
Goals	25	29	0	54	17	37	1	55
Shots	244	289	3	536	249	327	7	583
Shots on Goal	100	120	0	220	101	135	3	239
Fouls	269	266	4	539	319	307	8	634
Offsides	48	46	1	95	53	46	2	101
Corner Kicks	107	111	2	220	83	123	1	207

Goals Scored in 15-Minute Intervals

	1-15	16-30	31-45	46-60	61-75	76-90	OT	Total
CLB	5	10	10	4	13	12	0	54
DAL	6	4	7	9	7	21	1	55

ALL-TIME REGULAR-SEASON SERIES LEADERS

	Crew	Dallas
Goals	7, Brian McBride	7, Jason Kreis
Assists	6, Schelatto/Cunningham	9, Jason Kreis
Shots	51, Brian McBride	69, Jason Kreis
Shots on Goal	25, Brian McBride	29, Jason Kreis
Fouls Committed	38, Brian Maisonneuve	35, Kreis/Pareja
Fouls Suffered	36, Kyle Martino	35, Oscar Pareja

Goalkeeping

Wins	4 William Hesmer	5 Dodd/Jordan
Losses	3 William Hesmer	4 Jordan/Sala
Shutouts	3 William Hesmer	3 Matt Jordan
Saves	35 William Hesmer	43 Matt Jordan
Goals Allowed	12 William Hesmer	18 Matt Jordan

ALL-TIME REGULAR-SEASON SERIES GAME HIGHS

	Crew	Dallas
Goals	2, 3 players tied	2, Elliott/Thompson
Assists	2, 8 players tied	2, 4 players tied
Shots	9, McBride/Buddle	8, Kenny Cooper (8/16/08)
Shots on Goal	4, 3 players tied	4, 4 players tied
Fouls Committed	5, 6 players tied	6, Graziani/Denilson
Fouls Suffered	7, 4 players tied	8, Brian Haynes (8/14/96)

Goalkeeping


Saves	8, Tom Presthus (6/29/02)	9, Matt Jordan (4/24/99)
Goals Allowed	4, Tom Presthus (5/12/01)	4, Matt Jordan (7/24/99)

LOS ANGELES GALAXY

The Home Depot Center
18400 Avalon Blvd., Suite 200
Carson, CA 90746
Phone: (310) 630-2200
Fax: (310) 630-2250



Bruce
Arena



Landon
Donovan

QUICK FACTS

Media Relations: Justin Pearson (310) 630-2216
Jaime Cardenas (310) 630-2215
Press Box Phone: (310) 630-2288
Founded: Charter Member (1996)
Home Field: The Home Depot Center
Investor-Operator: AEG
President, Business Operations: Tom Payne
GM & Head Coach: Bruce Arena
Associate Head Coach: Dave Sarachan
Asst. Coach & Res. Team Head Coach: Curt Onalfo
Assistant Coaches: Gregg Berhalter, Ian Feuer

CREW VS. LOS ANGELES

Series History

MLS Regular Season

Year	Overall	H	A	(SO)
1996	2-1	1-0	1-1	1-0
1997	2-1	1-0	1-1	0-0
1998	1-1	0-1	1-0	0-0
1999	2-0	1-0	1-0	2-0
2000	0-1-1	0-0-1	0-1-0	---
2001	1-0-1	0-0-1	1-0-0	---
2002	1-1-0	1-0-0	0-1-0	---
2003	0-2-1	0-0-1	0-2-0	---
2004	1-1-1	1-0-0	0-1-1	---
2005	1-0-1	1-0-0	0-0-1	---
2006	1-0-1	0-0-1	1-0-0	---
2007	1-1-0	0-1-0	1-0-0	---
2008	1-0-1	1-0-0	0-0-1	---
2009	1-0-1	1-0-0	0-0-1	---
2010	0-2-0	0-1-0	0-1-0	---
2011	0-2-0	0-1-0	0-1-0	---
Totals	15-13-8	8-4-4	7-9-4	3-0

MLS Playoffs

Year	Overall	H	A	(SO)
Never Met				

U.S. Open Cup

Year	Overall	H	A	N
1999	1-0-0	0-0-0	1-0-0	0-0-0
2002	1-0-0	1-0-0	0-0-0	0-0-0
2007	0-1-0	0-1-0	0-0-0	0-0-0
Totals	2-1-0	1-1-0	1-0-0	0-0-0

2012 CREW VS. GALAXY

DATE Wednesday, Aug. 15
SITE Crew Stadium

TIME (ET) 7 p.m. TV NBC Sports Network

All-Time Regular Season Results

(CLB Listed First)

Date	Result	Score	Site
5/26/96	L	2-3	A
8/4/96	W	2-1 (SO)	A
8/28/96	W	2-0	H
5/25/97	L	0-1	A
8/2/97	W	2-1	A
8/30/97	W	2-0	H
5/17/98	L	2-4	H
8/29/98	W	3-0	A
4/8/99	W	2-1 (SO)	A
5/29/99	W	2-1 (SO)	H
4/8/00	T	2-2	H
7/4/00	L	0-1	A
6/2/01	T	1-1 (OT)	H
7/4/01	W	2-0	A
7/27/02	L	1-2	A
8/14/02	W	3-2	H
4/5/03	T	1-1 (2OT)	H
7/30/03	L	1-2	A
8/9/03	L	1-3	A
4/24/04	L	0-2	A
8/14/04	T	0-0	A
9/4/04	W	3-1	H
4/02/05	W	3-0	H
5/25/05	T	0-0	A
4/22/06	W	1-0	A
7/22/06	T	1-1	H
6/23/07	W	3-2	A
9/30/07	L	1-2	H
6/21/08	T	3-3	A
10/4/08	W	1-0	H
5/17/09	T	1-1	A
9/26/09	W	2-0	H
5/29/10	L	0-2	H
9/11/10	L	1-3	A
7/20/11	L	0-1	A
9/24/11	L	0-1	H

All-Time Playoff Results

(CLB Listed First)

Date	Result	Score	Site
Never Met			

All-Time U.S. Open Cup Results

(CLB Listed First)

Date	Result	Score	Site
8/11/99	W	3-1	A*
10/24/02	W	1-0	H
4/24/07	L	0-1	H

* Titan Stadium - Fullerton, CA

All-Competitions Composite

Overall	H	A	N
17-14-8	9-5-4	8-9-4	0-0-0

Note: Crew home matches were played at Ohio Stadium from 1996-98.



CREW VS. LOS ANGELES ALL-TIME STATISTICS

Category	Crew				Los Angeles			
	1	2	OT	Total	1	2	OT	Total
Goals	19	29	0	48	14	31	0	45
Shots	202	235	4	441	222	259	4	485
Shots on Goal	92	97	1	190	82	104	2	188
Fouls	257	238	6	501	264	259	8	531
Offsides	53	58	0	111	48	37	0	85
Corner Kicks	97	87	3	187	98	92	0	190

Goals Scored in 15-Minute Intervals

	1-15	16-30	31-45	46-60	61-75	76-90	OT	Total
CLB	7	5	7	8	10	11	0	48
LA	8	3	3	9	10	12	0	45

ALL-TIME REGULAR-SEASON SERIES LEADERS

	Crew	Los Angeles
Goals	5, Edson Buddle	7, Carlos Ruiz
Assists	5, Brian McBride	5, Cobi Jones
Shots	27, Brian McBride	33, Cobi Jones
Shots on Goal	13, Edson Buddle	14, Carlos Ruiz
Fouls Committed	34, Mike Clark	23, Peter Vagenas
Fouls Suffered	30, Kyle Martino	55, Cobi Jones

Goalkeeping

Wins	4, Jon Busch	7, Kevin Hartman
Losses	5, William Hesmer	7, Kevin Hartman
Shutouts	3, Jon Busch	5, Kevin Hartman
Saves	39, Jon Busch	71, Kevin Hartman
Goals Allowed	14, William Hesmer	22, Kevin Hartman

ALL-TIME REGULAR-SEASON SERIES GAME HIGHS


	Crew	Los Angeles
Goals	3, Ross Paule (9/4/04)	3, Martin Machon (5/17/98)
Assists	2, 5 players tied	2, 3 players tied
Shots	7, Stern John (4/8/99)	8, Luis Hernandez (7/4/00)
Shots on Goal	4, Alex Pineda Chacon (8/9/03)	5, Eduardo Hurtado (5/26/96)
Fouls Committed	7, Mike Clark (4/8/00)	7, Jose Vasquez (8/28/96)
Fouls Suffered	7, Cunningham/Martino	7, Cobi Jones (8/30/97)
Goalkeeping		
Saves	9, Tom Presthus (7/4/01)	8, Kevin Hartman (7/30/03)
Goals Allowed	4, Mark Dougherty (5/17/98)	3, 6 players tied

PORTLAND TIMBERS

PGE Park
1844 SW Morrison
Portland, OR 97205
Phone: (503) 553-5400
Fax: (503) 553-5405



John
Spencer



Troy
Perkins

QUICK FACTS

Media Relations:
Chris Metz (503) 553-5433
Mark Kostic (503) 553-5415
Press Box Phone: (503) 553-5503
Home Field: JELD-WEN Field
Founded: 2011
Owner/President: Merritt Paulson
COO: Mike Golub
GM and Technical Dir. Gavin Wilkinson
Head Coach: John Spencer
Assistant Coaches: Amos Magee,
..... Cameron Knowles, Mike Toshack

2012 CREW VS. TIMBERS

DATE	SITE	TIME (ET)	TV
Saturday, May 5	JELD-WEN Field	10:30 p.m.	FSO

CREW VS. PORTLAND ALL-TIME STATISTICS

Category	Crew				Portland			
	1	2	OT	Total	1	2	OT	Total
Goals	0	1	0	1	0	1	0	1
Shots	9	20	0	29	14	15	0	29
Shots on Goal	2	4	0	6	2	3	0	5
Fouls	10	12	0	22	11	12	0	23
Offsides	4	1	0	5	5	2	0	7
Corner Kicks	3	3	0	6	1	3	0	4

Goals Scored in 15-Minute Intervals

	1-15	16-30	31-45	46-60	61-75	76-90	OT	Total
CLB	0	0	0	0	0	1	0	1
POR	0	0	0	1	0	0	0	1

ALL-TIME REGULAR-SEASON SERIES LEADERS

	Crew	Portland
Goals	1 Eddie Gaven	1 Eric Brunner
Assists	0	1 Alhassan/Jewsbury
Shots	6 Gaven/Heinemann	8 Kalif Alhassan
Shots on Goal	2 Tommy Heinemann	2 Jack Jewsbury
Fouls Committed	5 Julius James	5 Diego Chara
Fouls Suffered	5 Gaven/Heinemann	5 Eric Brunner
Goalkeeping		
Wins	1 Andy Gruenebaum	1 Troy Perkins
Losses	1 William Hesmer	1 Troy Perkins
Shutouts	1 Andy Gruenebaum	1 Troy Perkins
Saves	3 Andy Gruenebaum	4 Troy Perkins
Goals Allowed	1 William Hesmer	1 Troy Perkins

ALL-TIME REGULAR-SEASON SERIES GAME HIGHS

	Crew	Portland
Goals	1 Eddie Gaven (7/23/11)	1 Eric Brunner (5/21/11)
Assists	0	1 Alhassan/Jewsbury
Shots	4 Heinemann/Gaven	4, 3 players tied
Shots on Goal	2 Tommy Heinemann (5/21/11)	1, 5 players tied
Fouls Committed	5 Julius James (5/21/11)	3, 3 players tied
Fouls Suffered	3 Heinemann/Gaven	4 Brunner/Perlaiza
Saves	3 Andy Gruenebaum (7/23/11)	3 Troy Perkins (5/21/11)
Goals Allowed	1 William Hesmer (5/21/11)	1 Troy Perkins (7/23/11)

CREW VS. PORTLAND SERIES HISTORY

MLS Regular Season
Year Overall H A
2011 1-1-0 1-0-0 0-1-0

MLS Playoffs
Year Overall H A
Never Met

U.S. Open Cup
Year Overall H A N
Never Met

All-Time Regular Season Results
(CLB Listed First)
Date Result Score Site
5/21/11 L 0-1 A
7/23/11 W 1-0 H

All-Time Playoff Results
(CLB Listed First)
Date Result Score Site
Never Met

All-Time U.S. Open Cup Results
(CLB Listed First)
Date Result Score Site
Never Met

All-Competitions Composite
Overall H A N
1-1-0 1-0-0 0-1-0 ---



REAL SALT LAKE

9256 S. State Street/One Rio
Tinto Way
Sandy, UT 84070
Phone: (801) 727-2701
Fax: (801) 727-1459



Jason
Kreis



Kyle
Beckerman

QUICK FACTS

Media Relations:
Trey Fitz-Gerald (801) 727-2717
Press Box Phone: (801) 727-2777
Founded: 2005
Home Field: Rio Tinto Stadium
Investor-Operator: SCP Worldwide
Chairman: Dave Checketts
President: Bill Manning
Sr. VP & General Manager: Garth Lagerwey
Head Coach: Jason Kreis
Assistant Coaches: Jeff Cassar,
..... Miles Joseph, C.J. Brown

2012 CREW VS. REAL SALT LAKE

DATE	SITE	TIME (ET)	TV
Saturday, June 30	Crew Stadium	8 p.m.	F50

CREW VS. REAL SALT LAKE SERIES HISTORY

MLS Regular Season

Year	Overall	H	A	N
2005	2-0-0	1-0-0	1-0-0	0-0-0
2006	1-1-0	0-1-0	1-0-0	0-0-0
2007	1-0-1	1-0-0	0-0-1	0-0-0
2008	1-1-0	1-0-0	0-1-0	0-0-0
2009	1-1-0	1-0-0	0-1-0	---
2010	1-1-0	1-0-0	0-1-0	---
2011	2-0-0	1-0-0	1-0-0	---
Totals	9-4-1	6-1-0	3-3-1	0-0-0

MLS Playoffs

Year	Overall	H	A	N
2009	0-2-0	0-1-0	0-1-0	0-0-0

U.S. Open Cup

Year	Overall	H	A	N
2008	1-0-0	1-0-0	0-0-0	0-0-0

CONCACAF Champions League

Year	Overall	H	A	N
2011	0-1-1	0-0-1	0-1-0	---

All-Time Regular Season Results (CLB Listed First)

Date	Result	Score	Site
5/21/05	W	2-0	H
9/24/05	W	2-1	A
5/6/06	W	1-0	A
8/16/06	L	1-2	H
4/14/07	T	0-0	A

Date	Result	Score	Site
7/7/07	W	2-0	H
7/12/08	L	0-2	A
8/23/08	W	3-0	H
4/2/09	L	1-4	A
7/18/09	W	3-1	H
4/24/10	W	1-0	H
8/14/10	L	0-2	L
6/8/11	W	2-1	H
7/30/11	W	2-0	A

All-Time Playoff Results (CLB Listed First)

Date	Result	Score	Site
10/31/09	L	0-1	A
11/5/09	L	2-3	H

All-Time U.S. Open Cup Results (CLB Listed First)

Date	Result	Score	Site
5/27/08	W	2-0	H

All-Time CONCACAF Champions League results (CLB Listed First)

Date	Result	Score	Site
2/23/11	T	0-0	H
3/1/11	L	1-4	A

All-Competitions Composite

Overall	H	A	N
10-7-2	7-3-1	3-4-1	0-0-0

CREW VS. RSL ALL-TIME STATISTICS

Category	1	2	OT	Total	1	2	OT	Total
Goals	13	7	0	20	5	8	0	13
Shots	84	72	0	156	90	112	0	202
Shots on Goal	37	27	0	64	30	39	0	69
Fouls	86	74	0	160	85	85	0	170
Offsides	14	14	0	28	21	16	0	37
Corner Kicks	45	27	0	72	25	47	0	72

Goals Scored in 15-Minute Intervals

	1-15	16-30	31-45	46-60	61-75	76-90	OT	Total
CLB	5	4	4	2	1	4	0	20
RSL	4	1	0	1	3	4	0	13

ALL-TIME REGULAR-SEASON SERIES LEADERS

	Crew	Real Salt Lake
Goals	4, Jason Garey	4, Robbie Findley
Assists	2, 4 players tied	2, Clint Mathis
Shots	19, Eddie Gaven	18, Andy Williams
Shots on Goal	7, Jason Garey	6, Jeff Cunningham
Fouls Committed	16, Danny O'Rourke	14, Olave/Williams
Fouls Suffered	19, Guillermo Barros Schelotto	19, Andy Williams
Goalkeeping		
Wins	5, William Hesmer	3, Nick Rimando
Losses	3, William Hesmer	6, Nick Rimando
Shutouts	3, William Hesmer	3, Nick Rimando
Saves	23, William Hesmer	29, Nick Rimando
Goals Allowed	10, William Hesmer	14, Nick Rimando

ALL-TIME REGULAR-SEASON SERIES GAME HIGHS

Goals
Assists
Shots
Shots on Goal
Fouls Committed
Fouls Suffered

Crew
2, 3 players tied
2, B. Schelotto/ Rogers
6, Jacob Thomas (7/7/07)
4, Steven Lenhart (7/18/09)
6, Chris Wingert (9/24/05)
7, Guillermo B. Schelotto (7/7/07)

Real Salt Lake
3, Robbie Findley (4/2/09)
2, Clint Mathis (4/2/09)
7, Jeff Cunningham (8/16/06)
3, 8 players tied
5, Jean-Martial Kipre (7/7/07)
6, Andy Williams (twice)

Goalkeeping

Saves
Goals Allowed

10, Jonny Walker (9/24/05)
4, William Hesmer (4/2/09)

6, Nick Rimando (7/7/07)
3, Nick Rimando (twice)

PLAYOFFS

Category	Crew			Real Salt Lake			OT	Total
	1	2	OT	1	2	OT		
Goals	2	0	0	2	2	0		4
Shots	10	16	0	9	10	0		19
Shots on Goal	6	6	0	4	3	0		7
Fouls	11	10	0	16	18	0		34
Offsides	0	2	0	4	4	0		8
Corner Kicks	3	5	0	2	3	0		5

Goals Scored in 15-Minute Intervals

	1-15	16-30	31-45	46-60	61-75	76-90	OT	Total
CLB	0	1	1	0	0	0	0	2
RSL	0	0	1	1	1	1	0	4

All-Time Postseason Series Game Highs

	Crew	Real Salt Lake
Goals	4, Guillermo Barros Schelotto (11/5/09)	3, Robbie Findley (11/5/09)
Assists	2, Guillermo Barros Schelotto (11/5/09)	1, 3 players tied
Shots	1, Emmanuel Ekpo (11/5/09)	1, 4 players tied
Shots on Goal	4, Guillermo Barros Schelotto (11/5/09)	3, Andy Williams (11/5/09)
Fouls Committed	3, Guillermo Barros Schelotto (11/5/09)	2, Andy Williams (11/5/09)
Fouls Suffered	3, Lenhart/O'Rourke	4, Morales/Olave
	5, Alejandro Moreno (11/5/09)	3, Olave/Williams

Goalkeeping

Saves
Goals Allowed

2, William Hesmer (11/5/09)
3, William Hesmer (11/5/09)

8, Nick Rimando (11/5/09)
2, Nick Rimando (11/5/09)

SAN JOSE EARTHQUAKES

451 El Camino Real, Suite 220
 Santa Clara, CA 95050
 Phone: (408) 556-7700
 Fax: (408) 260-6802



Frank Yallop



Ramiro Corrales

QUICK FACTS

Media Relations:
 Jed Mettee (408) 556-7723
 Frank Stranzl (408) 556-7774
 Press Box Phone: (408) 554-5107
 Founded: Charter Member (1996);
 Rejoined in 2008
 Home Field: Buck Shaw Stadium
 Investor-Operator: Lew Wolff
 President: David Kaval
 General Manager of Soccer Operations: John Doyle
 Head Coach: Frank Yallop
 Assistant Coach: Ian Russell,
 Jason Batty, Mark Watson

CREW VS. SAN JOSE SERIES HISTORY

MLS Regular Season					
Year	Overall	H	A	(SO)	
1996	1-2	1-1	0-1	0-1	
1997	2-1	1-0	1-1	1-1	
1998	1-1	1-0	0-1	0-1	
1999	2-0	1-0	1-0	1-0	
2000	3-1-0	2-0-0	1-1-0	---	
2001	1-0-1	1-0-0	0-0-1	---	
2002	2-2-0	2-0-0	0-2-0	---	
2003	1-2-0	1-0-0	0-2-0	---	
2004	2-0-0	1-0-0	1-0-0	---	
2005	0-2-0	0-1-0	0-1-0	---	
2008	1-1-0	0-1-0	1-0-0	---	
2009	2-0-0	1-0-0	1-0-0	---	
2010	0-0-2	0-0-1	0-0-1	---	
2011	0-1-1	0-0-1	0-1-0	---	
Totals	18-13-4	12-3-2	6-10-2	2-3-0	

MLS Playoffs					
Year	Overall	H	A	(SO)	
2001	0-2-0	0-1-0	0-1-0	---	
2002	2-0-0	1-0-0	1-0-0	---	
Totals	2-2-0	1-1-0	1-1-0	---	

2012 CREW VS. SAN JOSE

DATE Saturday, May 19
 SITE Buck Shaw Stadium

U.S. Open Cup				
Year	Overall	H	A	N
Never Met				

All-Time Regular Season Results (CLB Listed First)

Date	Result	Score	Site
6/1/96	L	2-3 (SO)	A
7/20/96	L	3-4	H
8/18/96	W	2-0	H
4/19/97	W	2-1 (SO)	H
5/3/97	W	3-1	A
8/9/97	L	1-2 (SO)	A
5/30/98	W	4-1	H
7/3/98	L	1-2 (SO)	A
5/9/99	W	2-1	A
6/30/99	W	4-3 (SO)	H
3/25/00	W	2-1 (OT)	H
7/1/00	W	2-1	H
8/2/00	W	2-1	A
9/1/00	L	0-3	A
7/21/01	W	2-1	H
8/11/01	T	2-2 (OT)	A
5/4/02	L	2-3	A
5/18/02	W	2-0	H
6/15/02	W	2-1	H
9/7/02	L	3-4 (OT)	A
5/17/03	L	3-4	A
6/7/03	W	1-0	H
6/21/03	L	1-2	A
5/29/04	W	1-0	H
9/8/04	W	1-0	A
7/9/05	L	1-2	H
8/6/05	L	1-2	A
5/10/08	W	3-2	A
6/7/08	L	0-2	H
5/27/09	W	2-1	H
8/8/09	W	3-0	A
6/2/10	T	2-2	A
10/2/10	T	0-0	H
5/14/11	L	0-3	A
7/16/11	T	0-0	H

TIME (ET) 10:30 p.m.
 TV FSO

All-Time Playoff Results (CLB Listed First)

Date	Result	Score	Site
9/22/01	L	1-3	H
9/26/01	L	0-3	A
9/25/02	W	2-1	A
9/28/02	W	2-1	H

All-Time U.S. Open Cup Results (CLB Listed First)

Date	Result	Score	Site
Never Met			

All-Competitions Composite

Overall	H	A	N
20-15-4	13-4-2	7-11-2	0-0-0

Notes: Crew home matches were played at Ohio Stadium from 1996-98; The San Jose franchise was known as the Clash from 1996-99; Team moved to Houston after the 2005 season; Returned as expansion team in 2008 with history/records intact.

CREW VS. SAN JOSE ALL-TIME STATISTICS

Category	Crew				San Jose			
	1	2	OT	Total	1	2	OT	Total
Goals	21	38	1	60	23	28	1	52
Shots	208	239	5	452	226	233	1	460
Shots on Goal	80	113	2	195	87	111	0	198
Fouls	236	258	3	497	271	234	5	510
Offsides	38	53	0	91	44	41	0	85
Corner Kicks	108	94	1	203	115	98	1	214

Goals Scored in 15-Minute Intervals

	1-15	16-30	31-45	46-60	61-75	76-90	OT	Total
CLB	3	8	10	9	11	18	1	60
SJ	8	7	8	11	6	11	1	52

ALL-TIME REGULAR-SEASON SERIES LEADERS

	Crew	San Jose
Goals	10, Jeff Cunningham	7, Ronald Cerritos
Assists	6, Jeff Cunningham	6, Manny Lagos
Shots	49, Jeff Cunningham	27, Ronald Cerritos
Shots on Goal	21, Brian McBride	16, Ronald Cerritos
Fouls Committed	30, Mike Clark	26, John Doyle
Fouls Suffered	44, Brian McBride	45, Richard Mulrooney

Goalkeeping

Wins	6, Mark Dougherty	4, Cannon/Onstad
Losses	2, 5 players tied	11, Joe Cannon
Shutouts	3, Busch/Hesmer	3, Jon Busch
Saves	25, Busch/Presthus	69, Joe Cannon
Goals Allowed	9, Hesmer/Presthus	34, Joe Cannon

ALL-TIME REGULAR-SEASON SERIES GAME HIGHS

	Crew	San Jose
Goals	3, Stern John (5/30/98)	2, 3 players tied
Assists	2, Cunningham/Maisonneuve	2, 7 players tied
Shots	8, Stern John (5/30/98)	7, Ronald Cerritos (6/30/99)
Shots on Goal	4, 4 players tied	5, Ronald Cerritos (6/30/99)
Fouls Committed	6, Brian McBride (9/7/02)	5, 11 players tied
Fouls Suffered	6, 4 players tied	7, Brian Mullen (7/9/05)

Goalkeeping

Saves	9, Tom Presthus (7/21/01)	11, Joe Cannon (9/1/00)
Goals Allowed	4, 3 players tied	4, Andy Kirk (5/30/98)

PLAYOFFS

Category	Crew				Earthquakes			
	1	2	OT	Total	1	2	OT	Total
Goals	18	29	1	48	17	20	1	38
Shots	16	31	0	47	20	24	0	44
Shots on Goal	7	16	0	23	12	16	0	28
Fouls	32	36	0	68	37	27	0	64
Offsides	9	8	0	17	13	4	0	17
Corner Kicks	9	17	0	26	8	12	0	20

Goals Scored in 15-Minute Intervals

	1-15	16-30	31-45	46-60	61-75	76-90	OT	Total
CLB	0	0	1	2	0	2	0	5
SJ	2	0	2	2	1	1	0	8

ALL-TIME POSTSEASON SERIES GAME HIGHS

	Crew	Earthquakes
Points	3, Buddle/Garcia	4, Landon Donovan (9/22/01)
Goals	1, 5 players tied	2, Landon Donovan (9/22/01)
Assists	2, Jeff Cunningham (twice)	2, Agogo/Barrett
Shots	4, 3 players tied	3, 4 players tied
Shots on Goal	3, 3 players tied	3, Landon Donovan (twice)
Fouls Committed	5, Mike Lapper (9/26/01)	4, 4 players tied
Fouls Suffered	5, Cunningham/Oughton	8, Landon Donovan (9/26/01)

Goalkeeping

Saves	8, Jon Busch (9/25/02)	7, Joe Cannon (9/28/02)
Goals Allowed	3, Tom Presthus (twice)	2, Joe Cannon (twice)

SEATTLE SOUNDERS FC

Virginia Mason Athletic Center
12 Seahawks Way
Renton, WA 98056
Phone: (425) 203-8000
Fax: (425) 203-8040



Sigi
Schmid



Freddy
Montero

QUICK FACTS

Media Relations:
Suzanne Lavender (425) 203-8024
Michael Ferris (425) 203-8304
Jeff Garza (425) 203-9021
Press Box Phone: (206) 381-7236, 7237
Founded: 2009
Home Field: Qwest Field
Majority Owner: Joe Roth
Owner/GM: Adrian Hanauer
President: Peter McLaughlin
Technical Director: Chris Henderson
Head Coach: Sigi Schmid
Assistant Coach: Brian Schmetzer,
..... Ezra Hendrickson, Tom Dutra

CREW VS. SEATTLE SERIES HISTORY

MLS Regular Season

Year	Overall	H	A	(SO)
2009	0-1-1	0-1-0	0-0-1	---
2010	0-1-1	0-1-0	0-0-1	---
2011	0-1-1	0-0-1	0-1-0	---
Totals	0-3-3	0-2-1	0-1-2	---

MLS Playoffs

Year	Overall	H	A	(SO)
Never Met				

U.S. Open Cup

Year	Overall	H	A	N
2010	0-1-0	0-0-0	0-1-0	---

All-Time Regular Season Results (CLB Listed First)

Date	Result	Score	Site
5/30/09	T	1-1	A
10/3/09	L	0-1	H
5/1/10	T	1-1	A
9/18/10	L	0-4	H
5/7/11	T	1-1	H
8/27/11	L	2-6	A

All-Time Playoff Results

Date	Result	Score	Site
Never Met			

All-Time U.S. Open Cup Results (CLB Listed First)

Date	Result	Score	Site
10/5/10	L	1-2	A

All-Competitions Composite

Overall	H	A	N
0-4-3	0-2-1	0-2-2	0-0-0

2012 CREW VS. SEATTLE

DATE	SITE	TIME (ET)	TV
Wednesday, May 23	CenturyLink Field	10 p.m.	FSO

CREW VS. SEATTLE ALL-TIME STATISTICS

Category	Crew				Seattle			
	1	2	OT	Total	1	2	OT	Total
Goals	2	3	0	5	10	4	0	14
Shots	33	50	0	83	36	32	0	68
Shots on Goal	10	20	0	30	18	5	0	23
Fouls	39	44	0	83	49	43	0	92
Offsides	4	6	0	10	10	5	0	15
Corner Kicks	12	19	0	31	13	19	0	32

Goals Scored in 15-Minute Intervals

	1-15	16-30	31-45	46-60	61-75	76-90	OT	Total
CLB	1	0	1	1	2	0	0	5
SEA	4	2	4	1	3	0	0	14

All-Time Regular-Season Series Leaders

	Crew	Seattle
Goals	1, 5 players tied	3, Neagle/Nkufo
Assists	1, 4 players tied	2, 3 players tied
Shots	13, Eddie Gaven	25, Freddy Montero
Shots on Goal	7, Eddie Gaven	4, Montero/Nkufo
Fouls Committed	8, Ekpo/O'Rourke	12, Jhon Kennedy Hurtado
Fouls Suffered	17, Eddie Gaven	12, Freddy Montero

Goalkeeping

Wins	0	3, Kasey Keller
Losses	3, William Hesmer	0
Shutouts	0	2, Kasey Keller
Saves	9, William Hesmer	23, Kasey Keller
Goals Allowed	13, William Hesmer	5, Kasey Keller

ALL-TIME REGULAR-SEASON SERIES GAME HIGHS

	Crew	Seattle
Goals	1, 5 players tied	3, Neagle/Nkufo
Assists	1, 4 players tied	2, Mauro Rosales (8/27/11)
Shots	6, Eddie Gaven (9/18/10)	6, Freddy Montero (twice)
Shots on Goal	4, Eddie Gaven (9/18/10)	4, Blaise Nkufo (9/18/10)
Fouls Committed	5, Dejan Rusmir (5/7/11)	4, Jhon Kennedy Hurtado (10/3/09)
Fouls Suffered	5, 3 players tied	5, Freddie Ljungberg (5/30/09)
Goalkeeping		
Saves	4, William Hesmer (9/18/10)	5, Kasey Keller (9/18/10)
Goals Allowed	6, William Hesmer (8/27/11)	2, Kasey Keller (8/27/11)

VANCOUVER WHITECAPS

550-375 Water Street
Vancouver, BC V6B 5C6
Phone: (604) 669-9283

Fax: (604) 684-5173

QUICK FACTS

Media Relations:

Carly Jokic.....(604) 669-9283 ext. 2287
Nathan Vanstone.....(604) 629-2251
Jenna Visram.....(604) 669-9283 ext. 2260
Press Box Phone:.....TBD
Home Field:.....BC Place Stadium
Founded:.....2011
President:.....Bob Lenarduzzi
COO:.....Rachel Lewis
Head Coach:.....Martin Rennie
Assistant Coaches:.....Paul Ritchie,
.....Carl Robinson, Marius Rove, Jake Declute

CREW VS. VANCOUVER SERIES HISTORY

MLS Regular Season

Year	Overall	H	A
2011	2-0-0	1-0-0	1-0-0

MLS Playoffs

Year	Overall	H	A
Never Met			

All-Time Regular Season Results (CLB Listed First)


Date	Result	Score	Site
4/30/11	W	2-1	H
7/6/11	W	1-0	A

All-Time Playoff Results (CLB Listed First)

Date	Result	Score	Site
Never Met			

All-Competitions Composite

Overall	H	A	N
2-0-0	1-0-0	1-0-0	---



Martin
Rennie



Jay
DeMerit

2012 CREW VS. WHITECAPS

DATE

Saturday, April 28

SITE

Crew Stadium

TIME (ET)

7:30 p.m.

TV

FSO

CREW VS. VANCOUVER ALL-TIME STATISTICS

Category	Crew			Total	Vancouver			Total
	1	2	OT		1	2	OT	
Goals	0	3	0	3	0	1	0	1
Shots	15	17	0	32	15	15	0	30
Shots on Goal	2	7	0	9	3	6	0	9
Fouls	10	16	0	26	15	17	0	32
Offsides	4	3	0	7	0	2	0	2
Corner Kicks	11	5	0	16	3	6	0	9

Goals Scored in 15-Minute Intervals

	1-15	16-30	31-45	46-60	61-75	76-90	OT	Total
CLB	0	0	0	2	0	1	0	3
VAN	0	0	0	0	1	0	0	1

All-Time Regular-Season Series Leaders

Crew		Vancouver	
Goals	2 Emilio Renteria	Goals	1 Omar Salgado
Assists	1, 3 players tied		1 Terry Dunfield
Shots	4, 3 players tied		7 Camilo
Shots on Goal	2, 3 players tied		3 Camilo
Fouls Committed	8 Dejan Rusmir		4, 4 players tied
Fouls Suffered	7 Gaven/Rogers		8 Gershon Koffie

Goalkeeping

Wins	2 William Hesmer	0
Losses	0	1 Cannon/Nally
Shutouts	1 William Hesmer	0
Saves	7 William Hesmer	4 Joe Cannon
Goals Allowed	1 William Hesmer	2 Jay Nally

ALL-TIME REGULAR-SEASON SERIES GAME HIGHS

Crew		Seattle	
Goals	2 Emilio Renteria (4/30/11)	Goals	1 Omar Salgado (4/30/11)
Assists	1, 3 players tied		1 Terry Dunfield (4/30/11)
Shots	4 Renteria/Anor		7 Camilo (7/6/11)
Shots on Goal	2 Renteria/Mendoza		3 Camilo (7/6/11)
Fouls Committed	4 Dejan Rusmir (twice)		4 Alain Rochat (4/30/11)
Fouls Suffered	5 Eddie Gaven (4/30/11)		4 Gershon Koffie (twice)

Goalkeeping

Saves	6 William Hesmer (7/6/11)	4 Joe Cannon (7/6/11)
Goals Allowed	1 William Hesmer (4/30/11)	2 Jay Nally (4/30/11)





CHIROPRACTIC

OFFICIAL CHIROPRACTOR OF
THE COLUMBUS CREW

DR. T.J. CORBIN | DR. DEAN HALDEMAN

SPECIALIZING IN CHIROPRACTIC, PHYSICAL THERAPY,
MASSAGE THERAPY, SPINAL DECOMPRESSION, AND
CUSTOM ORTHOTICS

**CREW FANS RECEIVE A
FREE MASSAGE AND CONSULTATION**

Columbus Crew fans who present this ad will receive a FREE
30 minute neuromuscular massage treatment by our licensed
massage therapist upon the completion of a neurological, orthopedic,
and chiropractic consultation

(Offer not valid for Medicare or Medicaid recipients by law.)

GRACELAND SHOPPING CENTER
200 GRACELAND BLVD. | CLINTONVILLE, OH
WWW.GRACELANDCHIROPRACTIC.COM
(614) 436-2225



MEDIA INFORMATION

MEDIA INFORMATION

COLUMBUS CREW

Columbus Crew Stadium
One Black & Gold Blvd.
Columbus, OH 43211
Area Code: 614
Phone: 447-2739 (CREW)
Fax: 447-4109
Press Box Phone: 447-4289
Press Box Fax: 447-4112

DAVE STEPHANY

Senior Director of
Communications and
Community Relations
Direct: (614) 447-4190
Cell: (614) 989-3500
DStephany@TheCrew.com

MARCO ROSA

Communications Manager
Direct: (614) 447-4176
Cell: (919) 949-0491
MRosa@TheCrew.com

CREDENTIALS

Requests for credentials can be mailed, faxed or e-mailed to Dave Stephany (Mail: Columbus Crew, One Black & Gold Blvd., Columbus, OH 43211; Fax: (614) 447-4109; or e-mail: DStephany@TheCrew.com). Requests should be made at least 48 hours prior to the day of the game. Credentials may be picked up during the week at the Crew's administrative offices at Crew Stadium, or prior to the game at Media Will Call, which is located at Gate 8 in the northwest corner of the stadium. All credentials are intended for working media only and are not transferable.

PARKING

Media are asked to enter Crew Stadium from the north, off Hudson and Silver Drive. From there, they will be permitted to park free of charge by showing their valid credential or giving their name to the parking attendant (when picking up a single-game credential at Gate 8).

PRESS BOX AND ACCESS

The main press box is located on the upper concourse near Crew Stadium's northeast corner. Broadcast booths are located on the stadium's west side at midfield of the upper concourse.

WIRELESS INTERNET ACCESS AND PHONE LINES

The press box is equipped with wireless internet access, as well as multiple phone lines.

LIVE TELEVISION TRUCKS

Any television crews wishing to do live shots from Crew Stadium should park behind the north end of the stadium and enter the facility through Gate 8 in the northwest corner, just south of the locker rooms. No TV crew is permitted to park in any of Crew Stadium's paved parking lots without a parking pass. Violators will be towed.

FOOD AND BEVERAGES

Food and beverages are provided specifically for working media in the main press box prior to the game. To ensure that food remains available for working media, friends and families are not welcome to eat.

POST-GAME PROCEDURE

After the completion of the game, Crew head coach Robert Warzycha will typically be brought into the media room (next to the home locker room) for postgame comments. The locker rooms are open to the media 15 minutes after the completion of the game by order of MLS Commissioner Don Garber. Any other interview requests should be made through the Crew communications department.

PHOTOGRAPHERS

Photographers must wear a photo credential at all times. In accordance with FIFA regulations (world soccer's governing body), photographers are permitted to shoot only behind the field boards in either the north or south ends at field level. Photographers can also shoot from the upper concourse of Crew Stadium. As a courtesy to fans, photographers are asked to kneel or sit on the benches provided when shooting. Only team

and legitimate media photographers are permitted to shoot Columbus Crew games. Freelance photographers will not be issued credentials unless granted special approval by the Crew Communications department. Copyrights on all photos will be the property of the Columbus Crew and Major League Soccer.

PRACTICES

Training typically takes place at 11 a.m. at the Crew Training Center at Obetz, but practice time and location is always tentative and subject to change. Please confirm with the Crew Communications department prior to the training session you wish to attend.

INTERVIEWS

All interviews with coaches or players should be set up through the Crew Communications department.

PRESS BOX CONTACTS

MAJOR LEAGUE SOCCER

Dan Courtemanche.....	(212) 450-1225
Will Kuhns.....	(212) 450-1206
Marisabel Munoz.....	(212) 450-1262
Sean Dennison.....	(212) 450-1223
Lauren Brophy.....	(212) 450-1227
Rick Lawes.....	(646) 342-3193
Gabe Gabor.....	(917) 364-2755
Susan Marschall.....	(212) 450-1292
Irene Gutierrez.....	(212) 450-1222

EASTERN CONFERENCE

CHICAGO FIRE

TOYOTA PARK Press Box.....	(708) 496-6887
Main Office.....	(708) 594-7200
Brendan Hannan.....	OFC: (708) 496-6725
BHannan@chicago-fire.com	

D.C. UNITED

RFK Stadium Press Box.....	(202) 547-0927
Main Office.....	(202) 587-5000
Doug Hicks.....	OFC: (202) 587-5448
DHicks@dcunited.com	
Boris Flores.....	OFC: (202) 587-5452
BFlores@dcunited.com	
Kyle Sheldon.....	OFC: (202) 587-5450
KSheldon@dcunited.com	
Ryan Tronovitch.....	OFC: 202-587-5429
rtronovitch@dcunited.com	

HOUSTON DYNAMO

BBVA Compass Stadium Press Box.....	TBD
Main Office.....	(713) 276-7500
Lester Gretsich.....	OFC: (713) 276-7522
LGretsich@houstondynamo.com	
Matt Pedersen.....	OFC: (713) 276-7520
mpedersen@houstondynamo.com	
Jonathan Kaplan.....	OFC: (713) 276-7588
JKaplan@houstondynamo.com	

SPORTING KANSAS CITY

LIVESTRONG Sporting Park Press Box.....	(913) 912-7675
Main Office.....	(913) 387-3400
Rob Thomson.....	OFC: (913) 387-3405
RThomson@sportingkc.com	
Kurt Austin.....	OFC: (913) 951-3554
KAustin@sportingkc.com	
Josh Whisenhunt.....	OFC: (913) 387-3428
JWhisenhunt@sportingkc.com	
Alice Schroeder.....	OFC: (913) 387-3423
aschroeder@sportingkc.com	

NEW ENGLAND REVOLUTION

Gillette Stadium Press Box.....	(508) 384-1960
Main Office.....	(508) 543-8200
Lizz Summers.....	OFC: (508) 549-0496
Lizzs@revolutionsoccer.net	

Missy WadeOFC: (508) 384-4372
 MissyW@revolutionsoccer.net
 Tim MillerOFC: (508) 549-0468
 TimM@revolutionsoccer.net

MONTREAL IMPACT

Stade Saputo Press BoxTBD
 Main Office(514) 328-3668
 Patrick ValléeOFC: (514) 328-3668 x227
 Patrick.Vallée@impactmontreal.com
 Eric ForestOFC: (514) 328-3668 x267
 Eric.Forest@impactmontreal.com

PHILADELPHIA UNION

PPL Park Press Box(610)859-3254/3255
 Main Office(610) 497-1657
 Aimee CiceroOFC: (610) 497-8186
 ACicero@philadelphiaunion.com

RED BULL NEW YORK

Red Bull Arena Press BoxTBD
 Main Office(973) 268-8420
 Jurgen MainkaOFC: (973) 268-7247
 Jurgen.Mainka@newyorkredbulls.com
 Brian TsaoOFC: (973) 268-7246
 Brian.Tsao@newyorkredbulls.com
 Frank Della FeminaOFC: (973) 268-7243
 frank.dellafemina@newyorkredbulls.com

TORONTO FC

BMO Field Press Box(416) 263-5863
 Main Office(416) 815-5400
 Mike MasaroOFC: (416) 815-5400 x 5375
 M.Masaro@torontofc.ca

WESTERN CONFERENCE

CHIVAS USA

The Home Depot Center Press Box(310) 630-2288
 Main Office(310) 630-4550
 Rodrigo OchoaOFC: (310) 630-3619
 rochoa@cdchivasusa.com
 Richard CastilloOFC: (310) 630 4583
 rcastillo@cdchivasusa.com

COLORADO RAPIDS

Dick's Sporting Goods Park Press Box(303) 727-3555
 Main Office(303) 727-3500
 David LindholmOFC: (303) 727-3503
 DLindholm@dsgpark.com
 Rachel SweeneyOFC: (303) 727-3508
 RSweeney@dsgpark.com

FC DALLAS

FC Dallas Stadium Press Box(214) 705-8738
 Main Office(214) 705-6700
 Cesar I. VelascoOFC: (469) 365-0198
 Cvelasco@fcdallas.net
 Leigh Anne GullettOFC: (469) 365-0054
 LGullett@fcdallas.net
 Jason MinnickOFC: (469) 365-0068
 Jminnick@fcdallas.net

LA GALAXY

The Home Depot Center Press Box(310) 630-2288
 Main Office(310) 630-2200
 Justin PearsonOFC: (310) 630-2216
 JPearson@lagalaxy.comCELL: (310) 617-2198
 Jaime CardenasOFC: (310) 630-2215
 JCardenas@lagalaxy.com

PORTLAND TIMBERS

JELD-WEN Field Press BoxTBD
 Main Office(503) 553-5400
 Chris MetzOFC: (503) 553-5433
 CMetz@portlandtimbers.com
 Marc KosticOFC: (503) 553-5415
 MKostic@portlandtimbers.com
 Rob MorseOFC: (503) 553-5529
 RMorse@portlandtimbers.com

REAL SALT LAKE

Rio Tinto Stadium Press Box(801) 727-2777
 Main Office(801) 727-2701
 Trey Fitz-GeraldOFC: (801) 727-2717
 TFitz@realsaltlake.com

SAN JOSE EARTHQUAKES

Oakland Alameda County Coliseum Press Box(510) 563-2294

Buck Shaw Stadium Press Box(408) 554-5107
 Main Office(408) 556-7700
 Jed MetteeOFC: (408) 556-7723
 JMettee@seahawks.com
 Frank StranzlOFC: (408) 556-7774
 FStranzl@seahawks.com

SEATTLE SOUNDERS FC

CenturyLink Field Press Box(206) 381-7237
 Main Office(425) 381-7555
 Mike FerrisOFC: (425) 203-8304
 Mike.Ferris@soundersfc.com
 Suzanne LavenderOFC: (425) 203-8024
 Suzannel@seahawkssoundersfc.com

VANCOUVER WHITECAPS FC

BC Place Press BoxTBD
 Main Office(604) 669-9283
 Carly Thorson JovicOFC: (604) 669-9283 x2260
 cthorsonjovic@whitecapsfc.com
 Nathan VanstoneOFC: (604) 629-2251
 NVanstone@whitecapsfc.com

THE CREW ON THE ROAD

EASTERN CONFERENCE

COLUMBUS CREW

Sheraton on Capitol Square
 75 E. State Street
 Columbus, OH 43215
 (614) 228-1234

CHICAGO FIRE

Swissotel
 323 E. Wacker Dr.
 Chicago, IL 60601
 (312) 565-0565

D.C. UNITED

Renaissance M Street Hotel
 1143 New Hampshire Ave., NW
 Washington, DC 20037
 (202) 775-0800 ???

HOUSTON DYNAMO

Hyatt Regency Houston
 1200 Louisiana Street
 Houston, TX 77002
 (713) 654-1234

MONTREAL IMPACT

Le Centre Sheraton Montreal Hotel
 1201, Rene-Levesque West
 Montreal, QC, H3B 2L7
 Main: 514.878.2000

NEW ENGLAND REVOLUTION

Renaissance Hotel at Patriot Place
 28 Patriot Place
 Foxborough, MA 02035
 (508) 543-5500

NEW YORK RED BULLS

TBD

PHILADELPHIA UNION

Hyatt Regency at Penn's Landing
 201 South Columbus Blvd.
 Philadelphia, PA 19106
 (215) 928-1234

SPORTING KC

Kansas City Marriott Downtown
 200 West 12th Street
 Kansas City, MO 64105
 Main: 816-421-6800
 Fax: 816-855-4418

TORONTO FC

TBD

WESTERN CONFERENCE

CHIVAS USA

Torrance Marriott South Bay
 3635 Fashion Way
 Torrance, CA 90503
 (310) 316-3636???

COLORADO RAPIDS

Denver Marriott City Center
 1701 California Street
 Denver, CO 80202
 (800) 228-9290

FC DALLAS

Embassy Suites
 7600 John Q. Hammons Dr.
 Frisco, TX 75034
 (972) 712-7200

LOS ANGELES GALAXY

??Torrance Marriott South Bay
 3635 Fashion Way
 Torrance, CA 90503
 (310) 316-3636

PORTLAND TIMBERS

The Nines
 525 SW Morrison
 Portland, OR 97204
 (877) 229-9995/(503) 222-9996

REAL SALT LAKE

Sheraton Salt Lake City
 150 W 500 South
 Salt Lake City, UT 84101
 (801) 401-2000

SAN JOSE EARTHQUAKES

The Fairmont San Jose
 170 S. Market Street
 San Jose, CA 95113
 (408) 998-1900

SEATTLE SOUNDERS FC

Hyatt at Olive 8
 1635 8th Avenue
 Seattle, WA 98101
 (206) 695-1234

VANCOUVER WHITECAPS FC

Hyatt Regency Vancouver
 655 Burrard Street
 Vancouver, BC V6C 2R7
 (604) 683-1234



LOCAL MEDIA CONTACTS

PRINT	OFFICE
The COLUMBUS DISPATCH..... 34 S. Third St., Columbus, OH 43215 Ray Stein, Sports Editor; Adam Jardy, Beat Writer	461-5251
ASSOCIATED PRESS..... 1103 Schrock Rd., Columbus, OH 43229 Rusty Miller, Sports Editor	885-2727
THE DAILY REPORTER..... 580 S. High St., Columbus, OH 43215 Cindy Ludlow, Editor	228-6397
THIS WEEK NEWSPAPERS..... 7801 N Central Dr., Lewis Center, OH 43035 Ben Cason, Editor; Lee Cochran, Sports Editor	(740) 888-6000
BUSINESS FIRST..... 303 W. Nationwide Blvd., Columbus, OH 43215 Dominic Cappa, Editor; Jeff Bell	461-4040
THE OTHER PAPER..... 5255 Sinclair Rd., Columbus, OH 43229 Eric Lyttle, Editor	847-3800
THE LANTERN (Ohio State student newspaper), 242 W. 18 Ave., Rm. 271, Columbus, OH 43210	292-5721
COLUMBUS POST..... 770 E Main St., Columbus, OH 43205 Ray Thornton, Director of Operations	224-6723
CALL & POST..... 109 Hamilton Ave., Columbus, OH 43216 Christina Dunlap, Managing Editor	224-8123
COLUMBUS MONTHLY..... 5255 Sinclair Rd., PO Box 29913, Columbus, OH 43229 Ray Paprocki, Editor	888-4567
C—THE COLUMBUS MAGAZINE..... 476 S. Front St., Columbus, OH 43215 Jason Ohlson, Editor	228-7531
COLUMBUS ALIVE..... 34 S. Third St., Columbus, OH 43215 Brian Lindamood, Managing Editor; Chris DeVille, "Crew Cuts"	221-2449
COLUMBUS CEO..... 5222 Sinclair Rd., Columbus, OH 43229 Julanne Hochbach, Managing Editor	540-8900
LA JORNADA LATINA (Spanish)..... 74 South 4th St., Columbus, OH, 43215 Patricia Ruiz	440-1338
UWEEKLY (OSU's unofficial paper)..... 1029 Dublin Rd. P.O. Box 623, Columbus OH www.uweekly.com	(614) 488-3226
TheCrew.com..... Craig Merz, Beat Writer	291-8846
TELEVISION	OFFICE
WBNS, Ch. 10 (CBS)..... 770 Twin Rivers Dr., Columbus, OH 43216 Paul Spohn, Sports Director; Dom Tiberi, David Wilkinson	460-3950
WCMH, Ch. 4 (NBC)..... 3165 Olentangy River Rd., Columbus, OH 43216 Jered Smalley, Sports Director; Matt Barnes	263-5555
WSYX, Ch. 6 (ABC) / WITTE, CH. 28 (FOX)..... 1261 Dublin Rd., Columbus, OH 43216 Clay Hall, Sports Director	481-6641
OHIO NEWS NETWORK (ONN)..... 770 Twin Rivers Dr., Columbus, OH 43216 Beau Bishop	280-3600
WCPX, TV 48 Azteca America..... 611 East Weber Road, Columbus, OH 43211 Luis Orozco, Station Manager	759-9279
WOSU-TV 34..... 2400 Olentangy River Rd., Columbus, OH 43210	292-9678
WWHO, The CW..... 1160 Dublin Road, Suite 500, Columbus, OH 43215 Lance Carwile, Program Director	485-5300
FOX SPORTS OHIO..... 9200 S. Hills Blvd., Suite 200, Broadview Heights, OH 44147	440-746-8000

RADIO	OFFICE
WTVN (610 AM), English Broadcast Partner 2323 W. 5th Ave., Suite 200, Columbus, OH 43204 Matt McCoy, Sports Director; Dan Watson	487-2482
WVKO (La Mega 103.1 FM), Spanish Broadcast Partner 74 S. 4th St., Columbus, OH 43215	469-1930
WAZU (107.1 FM) Two Nationwide Blvd., 10th Floor, Columbus, OH 43215	227-9696
The Fan (WBNS 1460 AM / 97.1 FM) 605 S. Front St., Suite 300, Columbus, OH 43215	460-3850
The Brew @ 105.7 (WBWR) 2323 W. 5th Ave., Suite 200, Columbus, OH 43204	487-3531
WCXK (107.5 FM), 350 E. 1st Ave., Columbus, OH 43201	487-1444
WCOL (92.3 FM) 2323 W. 5th Ave., Suite 200, Columbus, OH 43204	487-3531
WOSU (820 AM) 2400 Olentangy River Rd., Columbus, OH 43210	292-7330
WCVO (104.9 FM) P.O. Box 783, New Albany, OH 43054	855-9171
La Que Buena (WDLR 1550-AM) 845 East Broad Street, Columbus, OH 43205	216-7768
WHOK (95.5 FM) Two Nationwide Blvd., 10th Floor, Columbus, OH 43215	227-9696
WJYD (106.3 FM), 1500 W. 3rd Ave., Columbus, OH 43212	487-1444
WJZA (103.5 FM) 4401 Carriage Hill Ln., Columbus, OH 43220	451-2191
WODB (104.3 FM) 4401 Carriage Hill Ln., Columbus, OH 43220	451-2191
WLWQ (96.3 FM) Two Nationwide Blvd., 10th Floor, Columbus, OH 43215	227-9696
WLTZ (93.3 FM) 2323 W. 5th Ave., Suite 200, Columbus, OH 43204	487-3531
WMNI (920 AM), 1458 Dublin Rd., Columbus, OH 43215	481-7800
WNCI (97.9 FM) 2323 W. 5th Ave., Suite 200, Columbus, OH 43204	487-3531
WVMX (107.9 FM) 4401 Carriage Hill Ln., Columbus, OH 43220	451-2191
WRFD (880 AM) 8101 N. High St., Columbus, OH 43235	885-0880
WRKZ (99.7 FM) 1458 Dublin Rd., Columbus, OH 43215	481-7800
WRXS (106.7 FM) 2323 W. 5th Ave., Suite 200, Columbus, OH 43204	486-6101
WSNY (94.7 FM) 4401 Carriage Hill Ln., Columbus, OH 43220	451-2191
WTDA (103.9 FM) 1458 Dublin Rd., Columbus, OH 43215	481-7800
Mark "The Shark" Howell WVKO (1580 AM, Spanish), 513 E. Rich St., Columbus, OH 43215	469-1930
WWCD (102.5 FM), 1036 S. Front St., Columbus, OH 43215	221-9923
WXMG (98.9 FM), 1500 W. 3rd Ave., Columbus, OH 43212	487-1444
WYTS (1230 AM) 2323 W. 5th Ave., Suite 200, Columbus, OH 43204	487-2559

PLEASE NOTE: All telephone and FAX numbers are within the 614 area code unless otherwise listed.

2012 COLUMBUS CREW SCHEDULE

Date	Day	Opponent	Time (ET)	TV
3/10	Sat.	Colorado Rapids	6:00	Fox Sports Ohio
3/24	SAT.	MONTREAL IMPACT*	4:00	FSOhio
3/31	Sat.	Toronto FC*	2:00	FSOhio
4/7	SAT.	NEW YORK RED BULLS*	3:00	FSOhio/Galavision
4/14	Sat.	Philadelphia Union*	3:30	NBC Sports Network
4/21	SAT.	HOUSTON DYNAMO*	7:30	FSOhio
4/28	SAT.	VANCOUVER WHITECAPS FC	7:30	FSOhio
5/5	Sat.	Portland Timbers	10:30	FSOhio
5/12	SAT.	FC DALLAS	7:30	FSOhio
5/19	Sat.	San Jose Earthquakes	10:30	FSOhio
5/23	Wed.	Seattle Sounders FC	10:00	FSOhio
5/26	SAT.	CHICAGO FIRE*	7:00	FSOhio/Galavision
6/16	Sat.	New England Revolution*	7:30	FSOhio
6/23	Sat.	Chicago Fire*	8:30	FSOhio
6/30	SAT.	REAL SALT LAKE	8:00	FSOhio
7/8	Sun.	Montreal Impact*	7:30	FSOhio
7/14	SAT.	SPORTING KC*	7:30	FSOhio
7/21	SAT.	D.C. UNITED*	7:30	FSOhio
7/28	Sat.	Sporting KC*	8:30	FSOhio
8/4	Sat.	D.C. United*	7:30	FSOhio
8/11	SAT.	TORONTO FC*	7:30	FSOhio
8/15	WED.	LA GALAXY	7:00	NBC Sports Network
8/19	Sun.	Houston Dynamo*	9:00	FSOhio
8/25	SAT.	NEW ENGLAND REVOLUTION*	7:30	FSOhio
8/29	Wed.	Philadelphia Union*	8:00	FSOhio
9/1	SAT.	MONTREAL IMPACT*	7:30	FSOhio
9/5	Wed.	New England Revolution*	8:00	FSOhio
9/15	Sat.	New York Red Bulls*	7:00	FSOhio
9/19	WED.	CHIVAS USA	7:30	FSOhio
9/22	Sat.	Chicago Fire*	8:30	FSOhio
9/29	SAT.	PHILADELPHIA UNION*	7:30	FSOhio
10/7	SUN.	SPORTING KC*	4:00	FSOhio
10/20	Sat.	D.C. United*	7:30	FSOhio
10/28	SUN.	TORONTO FC*	4:00	FSOhio

HOME GAMES IN **BOLD CAPS**

* Eastern Conference Opponent

Eastern Times listed; Schedule is Subject to Change

2012 CREW TICKET PRICES



SEAT LOCATION	ADVANCE	DAY OF GAME
CENTER CIRCLE CLUB	\$46	\$48
PREMIER EAST	\$33	\$36
LOWER SIDELINE	\$29	\$32
NORTH ENDLINE	\$25	\$28
UPPER SIDELINE	\$24	\$27
SOUTH ENDLINE	\$22	\$22
NORDECKE	\$24	\$27




Get active with Kinect.

KINECT™
for  **XBOX 360.**



Games and system
sold separately.



©2012 MLS™

Xbox 360® is a proud
sponsor of MLS

