



Das Auto.

Presenting Partner of D.C. United



2012 D.C. UNITED MEDIA GUIDE

dcunited.com



2012 SCHEDULE



Day	Date	Opponent	Time	Television
Sat.	March 10	Sporting Kansas City	7:30pm	CSN+
Sun.	March 18	at LA Galaxy	7:00pm	Galavision
Sat.	March 24	at Vancouver Whitecaps	10:00pm	CSN
Fri.	March 30	FC Dallas	7:30pm	NBC Sports Network
Sat.	April 7	Seattle Sounders FC	7:30pm	-
Sat.	April 14	at New England Revolution	4:00pm	Comcast SportsNet
Wed.	April 18	Montreal Impact	7:30pm	-
Sun.	April 22	New York Red Bulls	6:00pm	ESPN2
Sat.	April 28	Houston Dynamo	7:30pm	Comcast SportsNet
Wed.	May 2	at San Jose Earthquakes	10:30pm	Comcast SportsNet
Sat.	May 5	at Toronto FC	4:30pm	Comcast SportsNet
Sat.	May 12	at Houston Dynamo	4:30pm	NBC Sports Network
Wed.	May 16	Colorado Rapids	7:30pm	Comcast SportsNet
Sat.	May 19	Toronto FC	7:30pm	Comcast SportsNet
Sat.	May 26	New England Revolution	7:30pm	-
Sat.	June 16	at Philadelphia Union	7:00pm	CSN, Galavision
Sun.	June 24	at New York Red Bulls	7:00pm	NBC Sports Network
Sat.	June 30	Montreal Impact	7:30pm	Comcast SportsNet
Sun.	July 15	at Houston Dynamo	9:00pm	CSN, Galavision
Sat.	July 21	at Columbus Crew	7:30pm	Comcast SportsNet
Sat.	Aug. 4	Columbus Crew	7:30pm	Comcast SportsNet
Sat.	Aug. 11	at Sporting Kansas City	8:30pm	-
Sun.	Aug. 19	Philadelphia Union	5:00pm	NBC Sports Network
Wed.	Aug. 22	Chicago Fire	7:30pm	Comcast SportsNet
Sat.	Aug. 25	at Montreal Impact	4:00pm	-
Wed.	Aug. 29	New York Red Bulls	8:00pm	Galavision
Sat.	Sept. 1	at Real Salt Lake	9:00pm	-
Sat.	Sept. 15	New England Revolution	7:30pm	-
Thu.	Sept. 20	at Philadelphia Union	8:00pm	ESPN2
Sun.	Sept. 23	Chivas USA	7:00pm	CSN, Galavision
Sat.	Sept. 29	at Portland Timbers	10:30pm	-
Sat.	Oct. 6	at Toronto FC	1:00pm	-
Sat.	Oct. 20	Columbus Crew	7:30pm	-
Sat.	Oct. 27	at Chicago Fire	4:00pm	NBC Sports Network

Radio: All games to be broadcast on La Nueva 87.7 FM (Spanish).
Video and audio feeds and highlights available at dcunited.com

BROADCAST PARTNERS



PARA INFORMACIÓN EN ESPAÑOL, VISITE FUTBOLDGUNITED.COM

CONTENTS

THE CLUB

D.C. United Overview	4
Club History	5
Community Involvement	8
Front Office	9

THE TEAM

Technical Staff	18
2012 Roster	21
Player Bios	22

2011 SEASON

2011 MLS Season Review	66
2011 Lineups	68
2011 Statistics	71
2011 Game Summaries	72

HISTORY

2010 Season	92
2009 season	96
2008 Season	100
2007 Season	104
2006 Season	108
2005 Season	112
2004 Season	116
2003 Season	120
2002 Season	124
2001 Season	128
2000 Season	132
1999 Season	136
1998 Season	140
1997 Season	144
1996 Season	148

All-Time Cup Record	152
All-Time Friendlies	153
Individual Leaders	154
Year-by-Year Leaders	156
Single-Season Leaders	160
MLS Statistics	162
Postseason Statistics	165
Reserve Division Statistics	166
U.S. Open Cup Statistics	170
International Competitions Stats	173
Player Register	177
Transactions	185
MLS Award Winners	190
All-Stars	191
International Appearances	192

MLS

Eastern Conference	196
Western Conference	198
Rules & Regulations	201

MEDIA INFORMATION

RFK Stadium Maps	207
RFK Stadium Information	208
Media Directory	209
D.C. United Communications	212

CREDITS

Managing Editor	Kyle Sheldon
Contributors	Nicolas Fernandez, Alex Caulfield, Anna LaBonte
Photography	Tony Quinn, Getty Images
Design & Layout	Kyle Sheldon, Scott Herbert
Printer	Multi-Ad



LOSE YOUR VOICE IN ANOTHER CITY.

To really
experience the
game, let us
take you there.

250 cities.

40 countries.



AmericanAirlines®

AA.com

Service totals include American Eagle® AmericanAirlines, American Eagle and AA.com are marks of American Airlines, Inc. oneworld is a mark of the oneworld Alliance, LLC.
© 2011 American Airlines, Inc. All rights reserved.

THE CLUB

D.C. UNITED OVERVIEW

D.C. UNITED

RFK Stadium
2400 East Capitol St. SE
Washington, DC 20003
P: 202-587-5000
F: 202-587-5400
dcunited.com



CHIEF CLUB OFFICIALS

Executive Chairman	William H.C. Chang
President & CEO	Kevin Payne
General Manager	Dave Kasper
Executive Vice President	Stephen Zack
Chief Financial Officer	Michael Williamson
Senior Vice President,	
Marketing Communications	Doug Hicks
Vice President,	
Business Development	Dawn Ridley

TEAM INFORMATION

Head Coach	Ben Olsen
Assistant Coach	Chad Ashton
Assistant Coach	Pat Onstad
Assistant Coach	Sonny Silooy
Team Administrator	Francisco Tobar
Head Athletic Trainer	Brian Goodstein
Assistant Athletic Trainer/	
Head Strength Coach	Pete Calabrese
Equipment Manager	David Brauzer
Assistant Equipment	
Manager	Tim Hall
Physical Therapist	Gabriel Manoel

TEAM MEDICAL INFORMATION

Orthopedic	James Gilbert
Dentist	Emilio Canal
Optometrist	Keith Smithson
Internal Medicine	Tim Muir
Chiropractor	Hirad N. Bagy
Chiropractor	Aleck Wong
Massage Therapist	Jennifer Roberts
General practitioner	John Ferrell III
Neurologist	Kevin Crutchfield
Neuropsychologist	Marla Shapiro

STADIUM INFORMATION

RFK Stadium	
2400 East Capitol Street, SE	
Washington, DC 20003	
MLS Capacity	19,647
Field Size	72 yards x 110 yards

PRACTICE FACILITY

RFK Stadium Training Fields
2400 East Capitol Street, SE
Washington DC 20003

VISITING TEAM HOTEL

Renaissance Hotel
1143 New Hampshire Avenue, NW
Washington, DC 20037
P: 202-775-0800
F: 202-331-9491

BROADCAST INFORMATION

Television Partner	Comcast SportsNet
Talent	Dave Johnson, John Harkes
Spanish Radio	La Nueva
Talent	Oscar Burgos, Joel Navas,
	Milton Renderos

PR DIRECTORY

Director, Marketing Communications: Kyle Sheldon
O: (202) 587-5450
C: (571) 334-8649
E: ksheldon@dcunited.com

Manager, Media Relations: Ryan Tronovitch
O: 202-587-5429
C: 607-237-3865
E: rtronovitch@dcunited.com

Coordinator, Communications: Nicolas Fernandez
O: (202) 587-5440
C: (912) 695-2540
E: nfernandez@dcunited.com

CLUB HISTORY

1996 | 16-16-0

MLS Cup Champions, U.S. Open Cup Champions

The club's inaugural season in 1996 proved to be a fruitful one for the Black-And-Red. After a slow start in League play, United found the right balance and went into the postseason as the team to beat. They proved, however, to be the team that no one could beat, defeating the Los Angeles Galaxy 3-2 in overtime via a golden goal header by defender Eddie Pope to capture the first MLS Cup title on October 20. One title wasn't enough for the Black-and-Red that fall, as three days later United shut out the Rochester Raging Rhinos of the A-League (now the USL First Division) 3-0 to win the U.S. Open Cup, the country's oldest soccer tournament. The Black-and-Red became the first club to capture America's version of the "double."

1997 | 21-11-0

MLS Cup Champions, Supporters' Shield Winners

The team's second season was another banner year for United, as the team rolled through the regular season with a league-best record of 21-11. D.C. went a perfect 5-0 in the MLS Cup playoffs, which culminated in a 2-1 victory over the Colorado Rapids in MLS Cup '97 in front of a record – and rabid – home crowd of 57,431 at RFK Stadium.

1998 | 24-8-0

CONCACAF Champions' Cup champions, InterAmerican Cup champions

United failed to capture domestic honors for the first time in their short history, losing to the Chicago Fire 2-0 in MLS Cup '98. Though United would be disappointed on the home front, their previous success gave them the opportunity to seek honors on a larger stage. After reaching the semifinals of the CONCACAF Champions Cup in 1997, the Black-and-Red made it one step further to the finals in 1998, where they faced Mexican 'superchampion' Toluca. A dramatic 1-0 victory at RFK Stadium not only gave the Black-and-Red their first international trophy, but also a chance for a second by earning a berth in the 1998 InterAmerican Cup. Legendary Brazilian side Vasco da Gama would be South America's representative, and they proved to be a formidable side after taking leg one of the championship at RFK Stadium by a 1-0 score. However, United shocked the Brazilian team, and much of the soccer world, by winning the away leg at Lockhart Stadium in Ft. Lauderdale by a 2-1 margin. Thanks to the pair of road goals, United broke the aggregate goals draw and came away with the InterAmerican Cup trophy and the title "Champion of the Americas." That contest proved to be a fitting farewell for head coach Bruce Arena, who left the District to conquer further international battles as the head coach of the United States Men's National Team.

1999 | 23-9-0

MLS Cup Champions, Supporters' Shield winners

The 1999 season would feature a new coach, as former Tampa Bay and New England head coach Thomas Rongen took over on the United sideline.

The club still produced the same successful results its supporters now demanded, as the squad earned their second Supporters' Shield for the League's best regular season record (23-9) and once again represented the Eastern Conference in MLS Cup. Just as in 1996, MLS Cup '99 would feature the Black-and-Red and the Galaxy in Foxboro, but this time dramatics were not necessary as a pair of first half goals gave United a 2-0 victory and their third Alan I. Rothenberg Trophy in four seasons.

2000 | 8-18-6

For the first time in club history, United failed to qualify for post-season competition or capture any sort of hardware. The team managed a record of just 2-9-1 to start the season and never recovered from its early struggles, finishing last in the Eastern Division. The team's midseason 3-1 win over Newcastle United at RFK Stadium was one of the rare positives in a difficult season. Another of the bright spots during the 2000 campaign was the debut of 16-year old midfielder Bobby Convey who at the time of his first game – 3/25 vs. LA Galaxy – was the youngest player to play in a MLS game.

2001 | 8-16-2

The 2001 campaign saw United supporters suffer another difficult year as the club finished last in the Eastern Division and missed out on the playoffs for a second consecutive season. For the second year in a row, United had a player debut as the youngest in League history when Santino Quaranta came on as a substitute against New England on 5/9. The 16-year old also became the youngest player to be named as a Player of the Week and a MLS All-Star.

2002 | 9-14-5

After two disappointing seasons, the United brass named former Miami Fusion head man Ray Hudson as the club's third head coach on January 8. Hudson saw his new club's push for the post-season last until the final match of the schedule, but the Black-and-Red missed out on the MLS Cup playoffs for the third straight season. 2002 did have some bright spots, however, with a trio of club and League firsts. Domestically, United hosted the 2002 MLS All-Star Game at RFK Stadium for the first time and also won the inaugural Atlantic Cup trophy in its yearly season series competition with New York. Internationally, the Black-and-Red became the first MLS side to travel to England when they defeated Tottenham Hotspur, 1-0, in a tribute match at the famed White Hart Lane in October.

2003 | 10-11-9

Following a third unsuccessful campaign, the club used the time before the start of the 2003 season to make drastic changes to the squad. U.S. National Team star Earnie Stewart was allocated to the club, bringing the veteran home from Holland, where he enjoyed unparalleled success for an American expatriate. Richie Williams, Eddie Pope and Jaime Moreno all headed north to join the MetroStars, while defender Mike Petke made the reverse journey to join the Black-and-Red. Former Indiana University standout and MLS All-Star Dena Kovalenko was also brought in to shake things up in the midfield, while his Fire teammate and

CLUB HISTORY *CONTINUED*

Bulgarian legend Hristo Stoichkov was added as a player/coach. Though United struggled early in the season to pick up points, the off-season moves did pay off, as the club posted a regular season record of 10-11-9, sending the club back to the MLS Cup Playoffs for the first time since winning it all in 1999. However, a fourth MLS Cup was not in the cards and United fell to the Chicago Fire in the first round of the post-season.

2004 | 11-10-9

MLS Cup Champions

The beginning of 2004 saw an exciting time for the Black-and-Red, as Head Coach Peter Nowak and teen phenom Freddy Adu both joined the club in January. Nowak became the fourth United coach in team history, while Adu was the first overall selection in the MLS SuperDraft. Jaime Moreno returned to DC following a one-year stint with the MetroStars. After a 5-5-5 start during the first part of the MLS regular season, United began to buy into Coach Nowak's hardworking, aggressive and team-oriented strategy and finished the regular season with an 11-10-9 record. In the final game of the regular season, the team notched a thrilling 3-2 victory over the MetroStars that vaulted them past New York and into second place in the Eastern Conference standings. United carried their hot streak into the playoffs and dispatched of both the MetroStars in the first round and the New England Revolution in the Eastern Conference championship on the way to their fifth MLS Cup Championship game. Led by MLS Cup MVP Alecko Eskandarian, United went on to defeat the Kansas City Wizards 3-2 and capture their fourth MLS Championship. In all, United finished the season with nine victories in its last ten games while achieving the "Return to Glory."

2005 | 16-10-6

In 2005, after a middling beginning to the season, United rebounded and finished second in the Eastern Conference with a record of 16-10-6. The 16 wins were the most since 1999, when the team won 23 games. Jaime Moreno again led the Black-and-Red charge, notching 16 goals – tied for his career best. The year was also highlighted by appearances in the CONCACAF Champions' Cup, Copa Nissan Sudamericana and an international friendly versus the reigning English Premier League Champion, Chelsea FC. The club's MLS season ended with a disappointing loss in the first round of MLS Cup playoffs to the Chicago Fire.

2006 | 15-7-10

Supporters' Shield winners

D.C. United reasserted themselves as the best team in Major League Soccer in 2006, bringing home their third Supporters' Shield trophy with a 15-7-10 record. United started off the season in torrid form – going unbeaten from May 1 to July 29 – for a team-best 14 straight matches. Christian Gomez led the League's most potent offense, chalking up 12 goals and 11 assists on his way to the MLS MVP award. Other highlights for the year included a 4-0 victory over Scotland's Celtic FC, and an impressive 1-1 draw against the famous Real Madrid of Spain. The club's MLS season ended with a 1-0 loss in the Eastern Conference championship to the visiting New England Revolution.

2007 | 16-7-7

Supporters' Shield winners

Tom Soehn became the fifth head coach in United history after Peter Nowak left to become assistant coach with the U.S. Men's National Team. Soehn, who had served as an assistant under Nowak since 2004, got off to a slow start, beginning the season 0-3. The Black-and-Red, however, rebounded and for the second consecutive season had the most potent attack in MLS. United won its fourth Supporters' Shield, becoming the first team in League history to win the trophy in back-to-back years. The addition of Brazilians Luciano Emilio and Fred, along with veterans Jaime Moreno, Christian Gomez and Ben Olsen helped the team score 56 regular season goals. In August, Moreno scored his 109th career regular season goal, breaking the MLS record. He finished the season with 112 career goals. The season was also highlighted by the club's participation in CONCACAF Champions' Cup, the inaugural SuperLiga and Copa Nissán Sudamericana.

2008 | 11-15-4

U.S. Open Cup Champions

Though the 2008 season saw United add its 12th major piece of hardware to the trophy case, the campaign was largely a disappointment as D.C. missed out on the MLS Cup playoffs for the first time since 2002. After a 2-7 start in League play, the team found its groove through the middle part of the year, going 8-3-1 from May 4 until August 23. Unfortunately, injuries decimated Tom Soehn's side and the team's record down the stretch was a dismal 1-5-3. Matters were complicated by the most games in club history – an astonishing 47 fixtures. The team fell short in international competitions, failing to capture hardware in the CONCACAF Champions Cup, SuperLiga and CONCACAF Champions League. The lone bright spot was the team's second U.S. Open Cup championship, which was captured after a 2-1 win over the Charleston Battery of United Soccer League's First Division.

2009 | 9-8-13

Despite the fact that United made significant changes to the 2008 team, the Black-and-Red found itself at the end of the 2009 campaign without hardware and, for the second year in a row, out of the playoffs. The team collected a League-record 13 draws as it put together a League record of 9-8-13. The club began the season admirably and found itself in first place in the Eastern Conference at the midpoint of the season with a record of 5-2-8. As the summer wore on and the games piled up, D.C. did not get the results it needed, managing a record of 4-6-5 in the second half of the year. In other competitions, United also fell short. An impressive run in the U.S. Open Cup ended with a deflating 2-1 loss to the Seattle Sounders at RFK Stadium in the final. The team showed vast improvement in Champions League play, finishing the group stage with a 3-2-1 record, but failed to advance to the next round.

2010 | 6-24-4

Steadying the ship in United's most tumultuous season, Ben Olsen took over as Interim Head Coach from Curt Onalfo on August 7 away to New England. The Black-and-Red showed marked improvement under Olsen, winning on August 22 2-0 over Philadelphia and beating eventual MLS Cup Champion Colorado 1-0 on the road on October 1. United also got to the semifinal round of the 2010 U.S. Open Cup, falling in extra time to Columbus. The lasting image of the 2010 campaign was of club captain and 15-year MLS veteran Jaime Moreno taking his lap of honor around RFK Stadium on October 23 in his final match for D.C. United against Toronto FC. Moreno retired as MLS's all-time leading goal scorer with 133 tallies.

2011 | 9-13-12

Following the worst season in club history, United made big strides in 2011, as the team was in the playoff hunt until the final week of the season. The mid-season acquisition of Dwayne De Rosario provided United the playmaker it had been lacking as the Canadian tallied 13 goals and seven assists in 17 games en route to the League's scoring title and MVP award. Through 25 games, United had the best record of all Eastern Conference teams, but injuries to Chris Pontius and Dejan Jakovic were the catalyst for a 1-6-2 finish to the season. The year included friendlies against reigning Dutch champion Ajax FC and England's Everton.

MAJOR DOMESTIC AND INTERNATIONAL TITLES

MLS Cup: 1996, 1997, 1999, 2004
 Supporters' Shield: 1997, 1999, 2006, 2007
 U.S. Open Cup: 1996, 2008
 CONCACAF Champions' Cup: 1998
 InterAmerican Cup: 1998

COMMUNITY RELATIONS

In 2012, D.C. United continues to commit to community-oriented initiatives throughout the metropolitan area that benefit the surrounding communities and expose the public, particularly the youth population, to the philanthropic ideals supported by the club.

UNITED'S 2012 COMMUNITY INITIATIVES INCLUDE, BUT ARE NOT LIMITED TO:

In-kind donations: D.C. United donates thousands of dollars worth of tickets, merchandise, autographed items and other paraphernalia each year to worthwhile non-profits and other organizations to assist with their fundraising efforts

Player appearances: D.C. United grants hundreds of player appearances each year to area organizations, from signing autographs to running clinics to championing causes

United Drives: D.C. United collects thousands of items from its players, staff and fans by holding community drives at one home game each month of the regular season; items collected range from new children's toys to used soccer equipment

Good Sport Program: D.C. United operates a designated driver campaign at each home game to raise awareness about the need to have fun while being safe

D.C. United Soccer Geography: D.C. United sponsors a free geography lesson kit for 4th through 8th grade teachers, which uses the sport of soccer and the travel schedule of the team to educate students on important geography lessons

United Builds: D.C. United organizes volunteer outreach initiatives for its players, staff, fans and other partners as a way to further give back to the community

D.C. United Community Stars: D.C. United honors individuals who demonstrate a commitment to making their community a better place by accepting nominations from community members.

UNITED FOR D.C.

Mission Statement: To champion educational, health and recreational programs and events that serve disadvantaged youth of greater Washington, D.C. by engaging the resources and skills of D.C. United and our community.

PROGRAMMING INCLUDES:

United Reads: United for D.C. supports childhood literacy and healthy lifestyles by adopting local elementary schools and creating reading corners at area health centers, thus providing books and other reading materials as well as celebrity readers to promote the fun of reading and the importance of exercising both your mind and body.

Kicks for Kids: United for D.C. provides the D.C. United "game-day experience" to thousands of underserved youth throughout the Greater Washington D.C. community through the provision of game tickets, meal vouchers and promotional items free-of-charge.

United Soccer Club: United for D.C. offers an after-school soccer program and equipment to elementary students in twelve locations throughout the Greater Washington D.C. area. United Soccer Club impacts more than 700 youth each year providing after-school training sessions and game opportunities. The program emphasizes the importance of leading a healthy lifestyle through proper nutrition and physical activity while also teaching life skills on and off the field.



For more information on any of D.C. United's community relations programs or on United for D.C., please visit dcunited.com, unitedfordc.org or contact D.C. United's Community Relations Department at 202-587-5000.

FRONT OFFICE

ADMINISTRATION

Executive Chairman
President and CEO
Executive Vice President
Executive Assistant
to the President & CEO
Manager, HR and Finance
Receptionist

William H.C. Chang
Kevin J. Payne
Stephen Zack

Maria Paez
Ellie Amaguaña
Meghan Arbogast

MARKETING COMMUNICATIONS

Sr. Vice President,
Marketing Communications
Director, Marketing Communications
Director, Multicultural
Marketing Communications

Doug Hicks
Kyle Sheldon

Boris Flores

Communications

Manager, Media Relations
Coordinator, Communications

Ryan Tronovitch
Nicolas Fernandez

Community Relations

Director, Community Relations
Program Manager, United for D.C.
Program Manager,
United for D.C.

Aprile Pritchett
Kat Cheshire

Michael Vaughan-Cherubin

Digital Media

Director, Digital Media
Staff Writer
Video Producer

Mark McClure
Sebastian Salazar
Lee Burrows

Marketing

Manager, Marketing
Coordinator, Marketing
Coordinator, Grassroots Marketing
Graphic Designer

Amanda Farina
Jamie Siegel
Andrew Minucci
Andy Sides

Merchandising

Director, Merchandising
Coordinator, Merchandising

Nathan Fry
Adam Hoyt

OPERATIONS

Director, Operations
Manager, Information Technology
Manager, Operations
Coordinator, Operations

Jason Amaguaña
Carlos Saavedra
Kevin Donovan
Bryan Ruff

SALES

Senior Director, Sales
Director, Youth Marketing
Director, Corporate & Inside Sales
Manager, Senior Corporate Programs
Special Programs Manager
& Senior Account Executive
Senior Account Executive,
Corporate Programs
Account Executives

Mike Harloff
Scott Miller
Roy Tewell
Dan Giffin

Jim Hogan

Sean Hooper
Chelsea Bendert
Zach Galkin
Carlos Moersen
Anthony Rios
Mikael Tigrett
Keith Dea
Jeff Homens
Alison Mayo
Elijah Saint-Blancard

Inside Sales Representatives

FINANCE

Chief Financial Officer
Senior Accountant

Michael T. Williamson
Andrew Skorupski

SPONSORSHIP

Vice President,
Business Development
Senior Director,
Corporate Partnerships
Manager, Corporate Partnerships
Manager, Corporate Account Services
Account Executive,
Corporate Partnerships

Dawn Ridley

Skip Kruger
Keith Baulsir
Ryan Forkenbrock

Maureen Dowling

CUSTOMER SERVICE & BOX OFFICE

Senior Director, Ticket Operations
and Customer Service
Manager, Box Office
and Customer Service
Manager, Customer Service
Customer Service Representatives

Fred Matthes

Josh Cohen
Jessica Graham
Tricia Aoki
Marijke Matthes

TECHNICAL STAFF

Head Coach
Assistant Coach
Assistant Coach
Assistant Coach
Team Administrator
Head Athletic Trainer
Head Strength & Conditioning Coach,
Assistant Athletic Trainer
Equipment Manager
Assistant Equipment Manager
Physical Therapist
Coordinator, Team Operations

Ben Olsen
Chad Ashton
Pat Onstad
Sonny Silooy
Francisco J. Tobar
Brian Goodstein

Pete Calabrese
David Brauer
Tim Hall
Gabriel Manoel
Arthur J. Miller

Team Medical Staff

Orthopedic
Dentist
Optometrist
Internal Medicine
Chiropractor
Chiropractor
Massage Therapist
General practitioner
Neurologist
Neuropsychologist

James Gilbert
Emilio Canal
Keith Smithson
Tim Muir
Hirad N. Bagy
Aleck Wong
Jennifer Roberts
John Ferrell III
Kevin Crutchfield
Maria Shapiro

Youth Development

Camp Programs Director,
Training Programs Director,
U-18 Head Coach, &
U-23 Assistant Coach
Manager, Youth Development
Manager, Camps & Program Advisor
U-16 Head Coach, Head Scout &
Pre-Academy Coordinator

Nolan Sheldon
Steve Olivarez
Kendra Hansen

Tom Torres



WILLIAM H.C. CHANG **EXECUTIVE CHAIRMAN**

William H.C. Chang purchased full ownership interest of D.C. United on October 21, 2009 and serves as Executive Chairman. He originally

purchased the team with Victor MacFarlane on January 1, 2007 from Anschutz Entertainment Group (AEG).

Chang also serves as Chairman of Westlake International Group and is the driving force behind the company's vision and direction. Westlake is a privately held diversified investment company with operations in the United States, China, Latin America, Japan, India, and Canada. Investments span private and public equities, including venture capital, professional sports, media and entertainment, emerging technologies, life sciences, supply chain management, and real estate. Chang is an active investor in early stage technology companies through his Edge Venture Capital Fund, with a particular focus on nurturing next generation mobile, social networking, new media and entertainment technologies.

Chang's associations and affiliations include: the Asian Business League (Founding Chairman); California Foundation on the Environment and the Economy (Director); California International Relations Foundation (Director); Chinese American Association of Commerce (Founder); City Club of San Francisco (Founding Governor); Harvard University (Asia Center and Committee on University Resources); The Asia Foundation (Trustee); and World President's Organization.

In addition to D. C. United, Chang is also on the Executive Committee of the ownership group of the San Francisco Giants Baseball Club and ATT Park.

Chang has a bachelor's degree in Economics from Harvard College in Cambridge, Massachusetts.



KEVIN PAYNE **PRESIDENT AND CHIEF EXECUTIVE OFFICER**

After careers as an award-winning radio journalist in New York City and as a marketing and special events executive in Vail, CO, Kevin Payne became

the National Administrator, and the Director of Marketing of the United States Soccer Federation in 1989. In 1991, he moved to New York and became the Executive Vice President and, ultimately, the President of Soccer USA Partners, which owned all marketing, broadcast and event promotion rights to the U.S. Men's National Team leading up to the 1994 and 1998 World Cups.

In 1994, Payne created the first ownership group for D.C. United and the team began Major League Soccer play in 1996. Since then, D.C. United has become the most successful team in United States professional soccer history, boasting 12 major domestic and international championships.

For his tireless efforts to promote soccer in this country, Payne was awarded the prestigious Werner Fricker Builder Award by U.S. Soccer in February 2011.

He is a founding member of the MLS/SUM Board of Governors, Chairman of the Technical Committee for the U.S. Soccer Federation, is the Vice Chairman of the U. S. Soccer Foundation, and is a member of the FIFA Standing Committee for Club Football. Payne is also a founding board member of United for D.C., the Greater Washington Sports Alliance and is a member of the Federal City Council.



STEPHEN ZACK

EXECUTIVE VICE PRESIDENT

Executive Vice President, Stephen Zack oversees all aspects of day-to-day business operations of D.C. United. A member of D.C. United since its inception,

Zack was actively involved with the development of the D.C. United brand and marketing strategies. Formerly vice president of marketing, Zack was honored as the 1997 and 2000 MLS Marketing Executive of the Year and in 2006 was named the League's Executive of the Year.

Zack serves as the President of United for D.C., the charitable foundation of D.C. United and is also a board member of the non-profit organization, DC Scores.

Prior to coming to D.C. United, Zack was a senior manager of events for Soccer USA Partners, the marketing agent for the United States Soccer Federation, where he was responsible for a range of activities related to the staging of 40 U.S. National Team exhibition matches from 1991-1995. For four years prior to his work with Soccer USA Partners, Zack worked on a variety of accounts for advertising agencies in Boston and New York.

Born March 5, 1965, Zack is a graduate of Syracuse University and lives in Potomac, MD.



MICHAEL WILLIAMSON

CHIEF FINANCIAL OFFICER

Michael Williamson joined D.C. United in 2007 in the role of Chief Financial Officer. As the club's CFO, Michael oversees all accounting, financial,

cash management, budgetary and reporting aspects of the organization, as well as reporting this information to team department heads and the team owners. In addition, he is responsible for the development and implementation of the team's financial planning and budget process. He also recommends and implements internal control policies and procedures. Williamson is regularly involved in key strategic decision making of the club.

Prior to his time at D.C. United, Williamson worked at the U.S. Soccer Federation Foundation first as the Director of Finance and subsequently as their Chief Financial Officer. His responsibilities included overseeing all aspects of the financial management of the Foundation, reporting of the financial condition to the Foundation's Board of Directors, and monitoring of the Foundation's \$75 million of investments. He also gained extensive experience with Johnson Lambert & Co. as a senior in their Audit department. At the public accounting firm his clients represented a wide spectrum of society, including the Washington

Tennis and Education Foundation, Friends of the National Zoo, National Association of Manufacturers, Frontier Insurance Company, and B'nai B'rith International. Williamson also worked at MBNA America for five years.

Williamson graduated from the University of Delaware with a Bachelor of Science in Accounting and received his CPA certification from the Virginia Board of Accountancy. Various seminars and memberships keep him at the forefront of the accounting and financial community. Williamson is a member of the American Institute of CPAs, and previously held a seat on the Finance and Business Operations Section Council of the American Society of Association Executives. In addition, he has served on various nonprofit Boards and currently is the Treasurer for United for DC. Williamson is also the financial expert on the American Association for Justice Audit Committee and is a faculty member of the Georgetown Sports Industry Management program.

Williamson currently resides in the District of Columbia.



DOUG HICKS

SENIOR VICE PRESIDENT, MARKETING COMMUNICATIONS

As Senior Vice President, Marketing Communications, Doug Hicks oversees all D.C. United marketing and public relations activities,

broadcasting initiatives, digital programming and community relations endeavors.

Acknowledging the quality relationships built with local and national media, Major League Soccer honored his department four consecutive years (2004-2007) with the Team Public Relations Award. United has also earned two League community relations honors under his supervision. Hicks serves on the board of United for D.C., the charitable foundation developed by D.C. United to advance the educational and social welfare opportunities for the area's youth.

Entering his 12th year with the club, Hicks' other notable achievements include establishing the club's first multi-year television broadcasting deal, signing the first English radio broadcast partner, overseeing the expansion of the D.C. United Spanish Radio network and facilitating the dynamic growth of dcunited.com.

Hicks joined United during the 2001 season, bringing with him eight years of public relations and marketing experience with the Washington Wizards (NBA) and Washington Capitals (NHL).

Hicks attended James Madison University before finishing his studies at George Mason University. He and his wife Carrie reside in Arlington, VA with their son Jozy.



DAWN RIDLEY

VICE PRESIDENT, BUSINESS DEVELOPMENT

Dawn Ridley joined D.C. United midway through 2011 and is charged with generating revenue via sponsorships and partnerships with the business community.

Ridley has served as Director, Corporate Partnerships for National Geographic Society where she led the development of internal and external partnerships and long-term corporate strategy for Mission Programs, which encompasses the non-profit activities of National Geographic Society. Ridley developed integrated partner programs to maximize National Geographic Society opportunities across all platforms and customized programs to achieve multiple business objectives, including access to exclusive content, brand awareness, prospecting, relationship building, and research innovation.

Dawn Ridley is the founder and President of Ridley & Associates LLC, a consulting firm specializing in marketing, branding, licensing and business development. Ridley's expertise includes developing and implementing marketing and brand strategies for various properties. Ridley has also provided sponsorship strategy, sales and activation services for key clients.

Prior to launching Ridley & Associates, she served as the Senior Vice President for NFL PLAYERS (formerly PLAYERS INC), the marketing and licensing subsidiary of the NFL Players Association. Ridley was responsible for managing and directing NFL PLAYERS' \$750 million retail licensing business. She supervised corporate marketing and business development efforts, and assisted in the overall operation and management of NFL PLAYERS. NFL PLAYERS works with more than 90 licensees and sponsors and represents all 1,800 active NFL players. Each year, the company generates more than 3,500 player marketing opportunities. Ridley was instrumental in the growth of NFL PLAYERS, a company that now generates more than \$100 million annually.

Ridley was the Vice President of Corporate Marketing and Business Development for NFL PLAYERS prior to her promotion to Senior VP, where she was responsible for maximizing sponsorship and promotional activities with NFL sponsors and NFL PLAYERS sponsors and licensees. Ridley also served as Assistant Vice President for Trading Cards and Collectibles for over seven years.

Ridley has held sales and marketing positions with the Atlanta Committee for the Olympic Games (ACOG) and the Atlanta Braves baseball club. Ridley's board and committee memberships have included Women in Sports and Events, Special Olympics DC (President), Greater Washington Sports Alliance, the Sports Card Association. She founded the Sports and Entertainment Management Association (SEMA) while at Clark Atlanta University and served as its first President. Ridley is also on the faculty at Georgetown University and George Washington University and has served as an instructor at the Carey Business School at Johns Hopkins University. A native of Evansville, Indiana, Ridley has a BA from Indiana University and an MBA from Clark Atlanta University. She resides in Silver Spring, MD with her family.

D.C. UNITED FRONT OFFICE



Ellie Amaguaña
Human Resources &
Finance Manager



Jason Amaguaña
Director, Operations



Tricia Aoki
Customer Service
Representative



Meghan Arbegast
Receptionist



Keith Baulsir
Manager, Corporate
Partnerships



Chelsea Bendert
Account Executive



Lee Burrows
Video Producer



Kat Cheshire
Program Manager,
United for D.C.



Josh Cohen
Manager, Box Office &
Customer Service



Keith Dea
Inside Sales
Representative



Kevin Donovan
Coordinator,
Operations



Maureen Dowling
Account Executive,
Corporate Partnerships



Amanda Farina
Manager, Marketing



Nicolas Fernandez
Coordinator,
Communications



Boris Flores
Director, Multicultural
Marketing Communications



Ryan Forkenbrock
Manager, Corporate
Account Services



Zach Galkin
Account Executive



Jessica Graham
Manager,
Customer Service



Mike Harloff
Senior Director, Sales



Jim Hogan
Sales Manager
& Account Executive



Sean Hooper
Senior Account
Executive, Corporate
Programs



Adam Hoyt
Coordinator,
Merchandising



Fred Matthes
Director, Ticket
Operations &
Customer Service



Marijke Matthes
Customer Service
Representative



Mark McClure
Director, Digital Media



Scott Miller
Director,
Youth Marketing



Andrew Minucci
Coordinator,
Grassroots Marketing



Carlos Moersen
Account Executive



Maria Paez
Executive Assistant to
the President & CEO



Aprile Pritchett
Director,
Community Relations



Anthony Rios
Account Executive



Bryan Ruff
Coordinator,
Operations



Carlos Saavedra
Manager,
Information Technology



Elijah Saint-Blancard
Inside Sales
Representative



Kyle Sheldon
Director, Marketing
Communications



Andy Sides
Graphic Designer



Jamie Siegel
Coordinator,
Marketing



Andy Skorupski
Senior Accountant



Roy Tewell
Director, Corporate &
Inside Sales



Mikael Tigrett
Account Executive



Ryan Tronovitch
Manager, Media
Relations



Michael Vaughan-Cherubin
Program Manager,
United for D.C.

A 3D rendered gecko, the GEICO mascot, stands on a dark, textured surface. It is holding a black and white soccer ball with its left arm, while its right hand rests on its hip. The gecko has large, dark eyes and a slight smile. The background is a light gray gradient.

***Nice
Savings.***

GEICO[®]
geico.com

Some discounts, coverages, payment plans and features are not available in all states or all GEICO companies. GEICO is a registered service mark of Government Employees Insurance Company, Washington, D.C. 20076; a Berkshire Hathaway Inc. subsidiary. GEICO Gecko image © 1999-2012. © 2012 GEICO

THE TEAM



DAVE KASPER GENERAL MANAGER

Dave Kasper joined D.C. United in 2002 after a stint with the New England Revolution where he served as the Director of Business


Development. After five years as United's Technical Director, he was named the club's General Manager in September 2007.

Under his watch, United captured the 2004 MLS Cup, two Supporters' Shields (2006 & 2007) and the 2008 U.S. Open Cup title.

As the team's GM, Kasper works closely with the coaching staff in identifying and signing talent, developing a draft strategy, creating closer ties to foreign club teams, and managing all player transactions. He also oversees the direction of the club's youth development efforts including the D.C. United Academy and camp program.

Kasper has a wide variety of soccer experience as a player, coach and front office executive. During his playing career, Kasper was a standout forward at the University of Maryland, earning All-ACC honors while also serving as a member of the U.S. Under-20 National Team. He played professionally for the Milwaukee Wave (1989-90) and the Pittsburgh Stingrays (1990-94) and transitioned into the first men's head soccer coach for Duquesne University in 1994. In 1998, Kasper was hired as the first Vice-President and General Manager of the Pittsburgh Riverhounds (USL-1). The following year, Kasper led the organization to the playoffs and to Organization of the Year honors.

Kasper is actively involved in the Leukemia Society's successful Kicks for Cancer program. He lives in Ashburn, VA with his wife Lizzeth and daughters Alexandra and Isabella.



BEN OLSEN HEAD COACH

Olsen's coaching career began prior to the 2010 MLS campaign as an assistant under Curt Onalfo. Midway through the 2010 campaign,

Olsen replaced Onalfo, making his debut as Interim Head Coach on August 7 at New England. Olsen won his first match in charge on August 22 against Philadelphia in a 2-0 triumph. Following improved play under the former United captain, Olsen was hired permanently as Head Coach on November 29, 2010. At 33-years-old, he was, at the time, the youngest coach in Major League Soccer.

In his first full season in charge, Olsen's side made big strides in 2011, as the team finished 9-13-12 and was in the playoff hunt until the final week of the season. In particular, the club's offense saw vast improvement, as the 2011 squad scored 49 goals – good enough for fourth most in MLS.

As a player, Olsen was amongst the club's all-time leaders in several key categories at the time of his retirement – second in games played (221), minutes played (17,098) and game-winning goals (13), third in assists (49) and shots on goal (155), and seventh all-time in goals (29). Arguably the most popular player in United history, the midfielder won eight total trophies while in DC, including two MLS Cups (1999 & 2004). He was a two-time All-Star (1998 & 1999), the 1998 MLS Rookie of the Year, the 1999 MLS Cup MVP, the 2003 USSF Humanitarian of the Year and was named to the MLS Best XI in 2007. He retired from the Black-

and-Red as a player on November 24, 2009.

In addition to his storied career with United, Olsen also had an illustrious career with the U.S. Men's National Team. He made his full international debut against Australia on November 6, 1998. His first goal for the U.S. came in just his second international game when he tallied against Chile on February 21, 1999. In 2000, he was part of the team that reached the bronze medal game at the Sydney Olympics before falling to Chile. Olsen was selected to the 2006 World Cup team and played 51 minutes in the team's final match against Ghana. All told, the midfielder earned 37 caps and six goals with the U.S. Men's National Team.

Prior to his professional career, Olsen spent three seasons at the University of Virginia from 1995-1997. During his time with the Cavaliers, the team posted a 56-8-8 record. All told, the midfielder compiled 34 goals with 41 assists and started and played every game (69) of his collegiate career. After his junior season, he was named the 1997 Soccer America Player of the Year and was a finalist for the Hermann Trophy. He was also named as the ACC Tournament MVP and selected to the NSCAA All-American first-team after his senior year.



CHAD ASHTON

ASSISTANT COACH

Chad Ashton first joined D.C. United's technical staff prior to the start of the 2007 season. He currently serves as an Assistant Coach to Ben

Olsen after holding the same position under Tom Soehn from 2007-2009. In 2010, Ashton served as the club's Technical Director, before a move back to the sidelines when Olsen was named Interim Head Coach midway through the 2010 season.


Ashton was first introduced as an Assistant Coach on January 17, 2007 and helped guide the team to the Supporters' Shield in his first season. He also helped the team capture the 2008 U.S. Open Cup during his second year.

Ashton joined United after ten seasons as the Head Coach of men's soccer at University of Denver, where he compiled a record of 85-85-14, ranking him as the second most winning coach in

school history. In 2006, he was named Mountain Pacific Sports Federation Co-Coach of the Year after guiding the Pioneers to an 11-5-2 record. It was his second Coach of the Year honor, having also won the award in 2004.

Throughout the 1990's, Ashton played professionally with Colorado Foxes of the American Professional Soccer League, the Wichita Wings of the National Professional Soccer League and MLS' Dallas Burn.

Ashton was a very accomplished player in the college ranks. As a midfielder at the University of North Carolina, he was selected to the All-ACC team three times. He finished his collegiate career in 1989 as the Tarheels' all-time leader in assists with 43, a record he still holds. Ashton also helped UNC to two NCAA tournament appearances, including a berth in the 1987 Final Four. In high school, he was selected as the Colorado High School Player of the Year in 1986.



PAT ONSTAD

ASSISTANT COACH

When Pat Onstad joined United's coaching staff prior to the 2011 season, he thought his playing days were behind him.

After injuries to two first team goalkeepers, however, Onstad was called upon to return to the field to start D.C.'s season between the pipes. The Canadian played in three games before returning to the bench full time as an Assistant Coach under Ben Olsen.

Widely considered to be one of the top goalkeepers in Major League Soccer history, Onstad was a stalwart in goal, playing with Houston and San Jose for a combined eight seasons. The 43-year old is the League's all-time leader with a goals-against average mark of 1.12 (minimum 10,000 minutes played). With the Dynamo, Onstad started 136 regular season matches, helping the club win back-to-back MLS Cup titles in 2006 and 2007. Most recently, Onstad started 23 regular season games for Houston in 2010, registering four shutouts in 2,070 minutes on the field. During the 2006 campaign, Onstad played every minute of every match, barring a single U.S. Open Cup fixture. Following a 1-1 draw with New England in the 2006 MLS Cup Final, Onstad helped the Dynamo win its first title through a stunning display in the penalty shootout. In 2007, Onstad led the League with a 0.82 goals against average mark, finishing second in shutouts with 11. In the MLS Cup Final at RFK Stadium that season, the Vancouver native made seven saves.

Before his time in Houston, Onstad was a member of the San Jose Earthquakes, helping the club to raise its second MLS Cup in 2003 during his first season in the League. That same year, Onstad took home the MLS Goalkeeper of the Year Award and a spot on the MLS Best XI squad. He would replicate this feat in 2005, helping San Jose earn a Supporters' Shield as the club went undefeated at home. Onstad also led the League in shutouts (12), goals-against average (0.97), and wins (18).

The Canadian international earned 57 caps throughout his career, most all-time for Canadian goalkeepers. Onstad recorded a record 21 shutouts for his country, and he is the longest-serving member of the squad in Canadian National Team history. Onstad made his debut on February 18, 1988 against Bermuda in a 0-0 draw. In total, the former Houston goalkeeper represented Canada in 15 FIFA World Cup qualification matches across three separate qualifying campaigns. Onstad's final appearance for his country came in May of 2010 in a friendly against Argentina.

At the club level, Onstad began his career in 1987 with the Vancouver 86ers, and he played for a variety of clubs before his rise in MLS, including the Montreal Impact, Rochester Rhinos, and Scotland's Dundee United.



SONNY SILOOY

ASSISTANT COACH

In his role with the Black-and-Red, Silooy will assist Ben Olsen's first team staff with scouting and video analysis. Using his vast experience in

the game, Silooy will also work closely with all of United's teams in the area of player development, including the U-23 team and Youth Academy sides.

Silooy is a product of the highly-esteemed AFC Ajax Academy system, both as player and a coach. Last season, Silooy coached the Dayton Dutch Lions of the USL Premier Development League and was awarded the Progress of the Year Award out of 70 eligible teams.

Silooy began his career playing as a defender for Amsterdam-based Ajax of the Dutch Eredivisie over the course of two campaigns from 1980-1987 and 1989-1996. He appeared in over 250 league games for the squad and won six domestic Dutch championships, in addition to winning the UEFA Cup in 1992 and the UEFA Super Cup in 1995.

Silooy also garnered 25 caps during his time with the Dutch National Team, and he enjoyed further club success with Mantra R.C. de Paris (1987-1989), Germany's Arminia Bielefeld (1996-1998), and De Graafschap of Holland (1998-2000). Following his playing career, Silooy coached youth players from 2000 through 2003 before returning to the Ajax's famed De Toekomst Academy until 2008. He coached the U-12 Ajax developmental squad for three seasons as well as the U-19 squad for two campaigns, while also managing scouting duties for the Dutch giants.

TECHNICAL STAFF



Francisco Tobar
Team Administrator



Brian Goodstein
MS, ATC, CSCS
Head Athletic Trainer



David Brauzer
Equipment Manager



Tim Hall
Assistant Equipment
Manager



AJ Miller
Coordinator, Team
Operations

YOUTH DEVELOPMENT



Nolan Sheldon
Camp Director,
Training Programs
Director,
U-18 Head Coach, &
U-23 Assistant Coach



Tom Torres
U-16 Head Coach,
Head Scout &
Pre-Academy Coordinator



Steve Olivarez
Manager, Youth
Development



Kendra Hansen
Manager, Camps &
Program Advisor

2012 D.C. UNITED ROSTER

No.	Name	Pos.	Ht.	Wt.	DOB	Hometown	College
2	Danny Cruz	M	5-8	170	3-1-90	Petersburg, VA	University of Nevada
3	Robbie Russell	D	6-2	205	7-16-79	Amherst, MA	Duke University
4	Brandon McDonald	D	6-1	185	1-16-86	Phoenix, AZ	University of San Francisco
5	Dejan Jakovic	D	6-2	178	7-16-85	Etobicoke, Ontario, Canada	University of Alabama-Birmingham
6	Kurt Morsink	M	5-10	160	6-27-84	San Jose, Costa Rica	James Madison University
7	Dwayne De Rosario	M	5-9	164	5-15-78	Scarborough, Ontario, Canada	-----
8	Branko Boškovic	M	6-0	172	6-21-80	Vojvodina, Montenegro	-----
9	Hamdi Salihi	F	6-1	170	1-19-84	Shkoder, Albania	-----
11	Marcelo Saragosa	M	6-0	175	1-22-82	Campo Grande, Brazil	-----
13	Chris Pontius	M/F	6-0	168	5-12-87	Yorba Linda, CA	University of California-Santa Bárbara
14	Andy Najar	M	5-8	150	3-16-93	Kensington, Honduras	-----
15	Ethan White	D	6-0	183	1-1-91	Kensington, MD	University of Maryland
16	Josh Wolff	F	5-9	160	2-25-77	Atlanta, GA	University of South Carolina
17	Conor Shanosky	D/M	6-4	185	12-13-91	Sterling, VA	-----
18	Nick DeLeon	M	5-10	170	7-17-90	Phoenix, AZ	University of Louisville
19	Emiliano Dudar	D	6-4	193	8-12-81	Buenos Aires, Argentina	-----
20	Stephen King	M	5-8	153	3-6-86	Medford, NJ	University of Maryland
21	Daniel Woolard	D	5-10	155	5-22-84	Bedford, TX	Midwestern State University
22	Chris Korb	D	5-9	160	10-8-87	Gates Mills, OH	University of Akron
23	Perry Kitchen	M	6-0	160	2-29-92	Indianapolis, IN	University of Akron
28	Bill Hamid	GK	6-3	225	11-25-90	Annandale, VA	-----
29	Maicon Santos	F	6-1	186	4-18-84	Paracambi, Brazil	-----
31	Joe Willis	GK	6-5	190	8-10-88	St. Louis, MO	University of Denver

ALPHABETICAL ROSTER

No.	Name	Age	Pronunciation	Birthplace	Previous Club
8	Branko Boškovic	30	BOSS-coe-vitch	Ba ka Topola, Serbia	SK Rapid Vienna (Austria)
2	Danny Cruz	22	cruise	Petersburg, Virginia	Houston Dynamo
18	Nick DeLeon	21	de-le-ON	Phoenix, Arizona	University of Louisville
7	Dwayne De Rosario	33	DAY-row SAR-ee-oh	Scarborough, Ontario, Canada	New York Red Bulls
19	Emiliano Dudar	30	doo-DAR	Buenos Aires, Argentina	BSC Young Boys (Switzerland)
40	Andrew Dykstra	26	DYKE-strah	Woodbridge, VA	Charleston Battery (USL Pro)
28	Bill Hamid	21	Ah-meed	Annandale, VA	D.C. United Youth Academy
5	Dejan Jakovic	26	DAY-on YA-ko-vich	Karlovac, Croatia	Red Star Belgrade (Serbia)
7	Stephen King	25	king	Medford, NJ	Seattle Sounders FC
23	Perry Kitchen	19	kitch-in	Indianapolis, IN	University of Akron
22	Chris Korb	24	CORB	Cleveland, OH	University of Akron
2	Brandon McDonald	25	MAC-donald	Glendale, AZ	San Jose Earthquakes
6	Kurt Morsink	27	more-sink	San Jose, Costa Rica	Kansas City Wizards
14	Andy Najar	18	na-HARR	Choluteca, Honduras	D.C. United Youth Academy
13	Chris Pontius	24	PON-tee-us	West Covina, CA	Univ. of California-Santa Barbara
3	Robbie Russell	32	russell	Accra, Ghana	Real Salt Lake
9	Hamdi Salihi	28	sa-LEE-he	Shkoder, Albania	Rapid Vienna (Austria)
29	Maicon Santos	27	my-CONE SAN-tos	Paracambi, Brazil	FC Dallas
11	Marcelo Saragosa	30	sarah-GO-sa	Campo Grande, Brazil	Ravan Baku (Azerbaijan)
17	Conor Shanosky	20	shan-OSCK-kee	Pittsburgh, PA	D.C. United Youth Academy
15	Ethan White	20	white	Kensington, MD	University of Maryland
31	Joe Willis	23	willis	St. Louis, MO	University of Denver
16	Josh Wolff	34	wulf	Stone Mountain, GA	Sporting Kansas City
21	Daniel Woolard	27	wulf-ERD	Bedford, TX	Carolina RailHawks (NASL)



BRANKO BOŠKOVIC | #8

Position: Midfielder
Height: 6-0
Weight: 172
DOB: 6-21-80

Hometown: Vojvodina, Montenegro
Birthplace: Vojvodina, Montenegro
College: _____
Previous Club: SK Rapid Vienna (Austria)

MLS EXPERIENCE

2011: Beginning his first full season in Major League Soccer, 2011 was shaping up to be a breakout year for Bošković. Through the first portion of the season, everything appeared to be on track as United's midfield playmaker adapted to the League's physical style of play and was beginning to thrive. This fact was exemplified on 4/26, when United played host to the New England Revolution in a U.S. Open play-in game. Bošković found the back of the net twice in a span of ten minutes before leaving the match in the 86th minute with torn left ACL. That knee injury kept him sidelined for the remainder of 2011. In total, Bošković played in four matches (one start) for in 2011 MLS play, recording 124 minutes of action.

2010: Signed as a Designated Player on 6/14, Bošković appeared in 13 matches and started eight for D.C. in 2010. The midfielder joined United from Rapid Vienna, one of the most successful sides in the Austrian Bundesliga. Bošković was in and out of the Black-and-Red side after his midseason arrival because of his duties as captain of the Montenegrin national team, which enjoyed a 3-1-0 record in UEFA Euro 2012 qualifying during the course of the MLS season. Though Bošković did not register any League goals in 2010, his deft playmaking ability was obvious, and he scored United's opening goal in the U.S. Open Cup quarterfinal against Harrisburg on 7/21.

OTHER EXPERIENCE

2006-2010: After three seasons in France, Bošković made a move to Rapid Vienna of the Austrian Bundesliga. Joining the club in January of 2006, he faced a tough task to break into the first team at his new club, but managed to score two goals in 12 first team appearances in his inaugural season. The 2007-2008 campaign saw him return to top form, as he featured regularly in the Rapid midfield, scoring eight goals as the team went on to win the Austrian league championship. During his time with Rapid, Bošković played in 122 matches, scoring 24 goals in all competitions.

2003-2005: Following his exploits with Red Star, the midfielder moved to French giants Paris Saint-Germain in the summer of 2003. Although minutes were harder to come by with the Ligue 1 club, Bošković did manage to make 24 first team appearances in his first season, scoring three goals. He made 12 appearances the next season before joining Troyes on loan for the 2005-06 campaign.

1999-2003: In his first full season with Red Star, Bošković appeared regularly in the first team, scoring nine goals as he helped the Belgrade side win the Serbo-Montenegrin Football League title – ending a rare five-year title drought for the club.

The following season, Bošković was once again an essential part of the team, as Red Star won its second consecutive league title. Appearing in 32 games during the season, he contributed another nine-goal campaign, and helped the team win its second Serbo-Montenegrin Cup in three years. In 2002 Bošković helped Red Star to win its third Serbo-Montenegrin Cup in four years. During the 2002-2003 campaign, the talented playmaker etched his name into the modern history of Red Star, as he scored against Lazio in the UEFA Cup. In total, Bošković made 123 league appearances for Red Star, scoring 30 times for the Serbian club.

1996-1998: Bošković made his professional debut with FK Mogren of Budva, Montenegro. He played at the lower-division club for two-and-a-half seasons before moving to Red Star Belgrade in the winter of the 1998-1999 campaign.

INTERNATIONAL EXPERIENCE

2011: Due to the knee injury suffered on 4/26, Bošković was unable to feature for his country in Euro 2012 qualifying throughout 2011. However, Montenegro finished second in Group G to England, and the midfielder joined his teammates for moral support ahead of the two-legged playoff against Czech Republic on 11/11 and 11/15.

2010: Bošković was frequently called up to the Montenegrin national team, playing in all of Montenegro's UEFA Euro 2012 qualifiers and helping the team to a 3-1-0 tournament record. Bošković captained his country on 10/12 against England at Wembley Stadium.

2002-2010: Bošković was in the lineup for the first-ever international game for Montenegro against Hungary in 2007 after the nation gained independence from Serbia. He has since played 18 times for the country, earning the captaincy during the country's 2010 FIFA World Cup qualifying campaign. He also played on 12 occasions for the former Federal Republic of Yugoslavia, making his debut in 2002.

HONORS

Austrian Bundesliga: 2007-2008
Coupe de France: 2004
Yugoslav Cup: 2001, 2002
Serbo-Montenegrin Football League: 1999-2000, 2000-2001

ACQUIRED

Signed on 6/14/10 as a Designated Player.


YEAR	TEAM	GP	GS	MIN	G	A	SHT	SOG	FC	FS	OFF	CK	C	E
2010	D.C. United	13	8	771	0	0	20	7	7	8	2	19	1	0
2011	D.C. United	4	1	124	0	0	8	2	1	1	0	4	0	0
	Totals	17	9	895	0	0	28	9	8	9	2	23	1	0

OPPONENT	GP	GS	MIN	G	A	SHT	SOG	FC	FS	OFF	CK	C	E
Chicago	1	0	12	0	0	1	1	0	0	0	4	0	0
Chivas USA	1	1	90	0	0	1	0	0	3	0	5	0	0
Colorado	2	2	144	0	0	6	0	2	0	0	6	0	0
FC Dallas	1	1	77	0	0	1	1	0	0	0	0	0	0
Houston	1	1	90	0	0	2	1	2	2	0	0	0	0
Los Angeles	3	0	71	0	0	1	1	0	0	1	2	0	0
New England	1	1	69	0	0	3	2	2	1	0	1	0	0
New York	1	0	45	0	0	5	2	0	1	0	1	0	0
Philadelphia	1	1	65	0	0	0	0	0	0	0	0	0	0
Real Salt Lake	1	1	90	0	0	5	0	1	1	0	0	1	0
Seattle	1	0	18	0	0	1	1	1	0	0	0	0	0
Toronto FC	3	1	124	0	0	2	0	0	1	1	4	0	0

MONTH	GP	GS	MIN	G	A	SHT	SOG	FC	FS	OFF	CK	C	E
April	4	1	124	0	0	8	2	1	1	0	4	0	0
July	3	1	125	0	0	6	1	2	1	1	1	1	0
August	4	4	301	0	0	5	3	2	4	0	6	0	0
September	3	1	153	0	0	3	2	2	2	1	1	0	0
October	3	2	192	0	0	6	1	1	1	0	11	0	0

Regular-Season Game Highs:

Shots on Goal 2, 2 times, last: Apr. 21, 2011, DC vs. NY
 Shots 5, 2 times, last: Apr. 21, 2011, DC vs. NY
 Fouls Committed 2, 2 times, last: Sept. 25, 2010, DC vs. HOU
 Fouls Suffered 3, Aug. 29, 2010, DC at CHV



DANNY CRUZ | #2

Position: Midfielder
Height: 5-8
Weight: 170
DOB: 3-1-90

Hometown: Petersburg, Virginia
Birthplace: Petersburg, VA
College: University of Nevada
Previous Club: Houston Dynamo

MLS EXPERIENCE

2011: Despite missing significant time due to a right quad injury, Cruz played 20 matches (12 starts) for Houston Dynamo, notching two goals and a career-high three assists. He helped the Dynamo by scoring a long-range goal in the playoff-clinching match against the Portland Timbers, resulting in a 2-0 victory. Cruz then started all four matches in the 2011 MLS Cup Playoffs, including 90 minutes in the final against eventual-champion LA Galaxy.

2010: In his second MLS season, Cruz played 25 of Houston's 30 matches (14 starts), tallying two goals and two assists. He made his first career MLS start against D.C. United on 5/22, scoring his first career goal in just nine minutes and assisting on the second goal to earn Man of the Match honors.

2009: During his rookie campaign in 2009, Cruz was used as a substitute on six total occasions, totaling 107 minutes on the pitch. Houston originally acquired Cruz in the third round (41st overall) in the 2009 MLS SuperDraft.

COLLEGE EXPERIENCE

Prior to joining the Dynamo, Cruz spent two years at the University of Nevada-Las Vegas. His two-year totals were 31 matches played (30 starts), to go along with nine goals and seven assists.

INTERNATIONAL EXPERIENCE

Cruz has also been a member of the U.S. Youth National Team at various levels since 2007 when he represented his country at the FIFA U-17 World Cup in South Korea. Most recently, he wore the U.S. shirt at the 2009 FIFA U-20 World Cup in Egypt, starting two of three matches played in the tournament.

YEAR	TEAM	GP	GS	MIN	G	A	SHT	SOG	FC	FS	OFF	CK	C	E
2009	Houston	6	0	107	0	0	4	2	2	4	0	0	0	0
2010	Houston	25	14	1362	2	2	26	9	18	34	4	5	3	1
2011	Houston	20	13	1152	2	3	25	8	19	19	1	1	5	0
	Totals	51	27	2621	4	5	55	19	39	57	5	6	8	1


YEAR	POSTSEASON	GP	GS	MIN	G	A	SHT	SOG	FC	FS	OFF	CK	C	E
2011	Houston	4	4	290	0	0	3	1	4	9	1	0	1	0

OPPONENT	GP	GS	MIN	G	A	SHT	SOG	FC	FS	OFF	CK	C	E
Chicago	4	2	174	0	0	4	1	2	1	0	0	1	1
Chivas USA	3	1	108	0	0	1	0	1	2	1	0	0	0
Columbus	4	1	137	0	1	3	0	3	3	0	0	0	0
Colorado	3	3	247	1	0	3	1	6	5	0	1	1	0
FC Dallas	3	1	92	0	0	1	1	1	3	1	0	0	0
D.C. United	3	2	201	1	1	6	4	1	6	0	0	1	0
Sporting KC	3	1	99	0	0	1	1	4	1	0	1	1	0
Los Angeles	3	2	160	0	0	1	0	2	2	1	0	1	0
New England	4	2	198	0	0	6	1	3	4	0	0	1	0
New York	3	3	262	0	0	6	2	4	7	0	0	0	0
Philadelphia	3	1	125	0	0	2	1	1	4	0	0	0	0
Portland	1	1	90	1	0	2	1	3	0	0	0	1	0
Real Salt Lake	1	0	45	0	0	1	0	0	1	0	0	0	0
Seattle	4	1	126	0	0	3	1	2	4	2	0	0	0
San Jose	4	2	190	0	1	1	1	1	4	0	0	0	0
Toronto FC	4	3	277	1	1	9	4	5	8	0	4	1	0
Vancouver	1	1	90	0	1	5	0	0	2	0	0	0	0

MONTH	GP	GS	MIN	G	A	SHT	SOG	FC	FS	OFF	CK	C	E
March	3	0	35	0	0	0	0	1	1	0	0	0	0
April	7	4	352	0	1	9	2	6	8	1	0	1	1
May	4	2	241	1	1	6	3	1	8	1	0	0	0
June	7	5	463	1	0	8	4	4	14	1	0	1	0
July	12	7	657	1	1	17	6	10	12	0	5	2	0
August	5	4	354	0	0	5	1	7	5	2	1	2	0
September	6	2	215	0	2	5	2	4	6	0	0	0	0
October	7	3	304	1	0	5	1	6	3	0	0	2	0

Regular-Season Game Highs:

Goals 1, 4 times, last: Oct. 14, 2011, HOU at POR
 Assists 1, 5 times, last: Sept. 17, 2011, HOU vs. SJ
 Shots on Goal 2, 2 times, last: June 25, 2011, HOU at DC
 Shots 5, Apr. 10, 2011, HOU vs. VAN
 Fouls Committed 4, 2 times, last: Apr. 2, 2011, HOU at NY
 Fouls Suffered 4, 2 times, last: June 2, 2010, HOU at NY



NICK DELEON | #18

Position: Midfielder
Height: 5-10
Weight: 170
DOB: 7-17-90

Hometown: Phoenix, Arizona
Birthplace: Phoenix, Arizona
College: University of Louisville
Previous Club: _____

COLLEGE EXPERIENCE

2011: DeLeon ranked second on the team in scoring with six goals and six assists, starting every match during his senior season. The Phoenix native led the team with 76 shots, finishing the year with two game-winners, including one in overtime against Bradley in the 2011 NCAA College Cup. In addition to earning All-Great Lakes Region and All-Big East First Team honors for the second straight year, DeLeon was the only Cardinal selected to the Big East All-Tournament Team.

2010: DeLeon started in all 24 games for Louisville, earning All-Big East honors in his first season with the Cardinals. He finished his junior campaign tied for second on the team in scoring with eight goals and three assists, as well as leading the team with 71 shots and four game-winning goals. Among his other honors were Big East Offensive Player of the Week, and DeLeon was named to the TopDrawerSoccer.com Team of the Week on two occasions. DeLeon was also named to the 2010 All-Big East Conference First Team.

2009: DeLeon scored two goals and recorded two assists in 12 matches (nine starts) during his sophomore season at UNLV. He also recorded 19 shots, including nine on goal, and earned All-MPSF honorable mention honors.

2008: In his first season at UNLV, DeLeon saw action in 18 matches, starting 12 of those contests. He was tied for second on the team with three assists and earned Second Team All-MPSF honors as a freshman.

ACQUIRED

Selected in the first round (7th overall) of the 2012 MLS SuperDraft on 1/12/12.



DWAYNE DE ROSARIO | #7

Position: Forward
Height: 5-10
Weight: 164
DOB: 5-5-78

Hometown: Scarborough, Ontario, Canada
Birthplace: Scarborough, Ontario, Canada
College: _____
Previous Club: New York Red Bulls

MLS EXPERIENCE

2011: Compiling his finest professional campaign in an accomplished 11-season MLS career, De Rosario captured the 2011 Budweiser Golden Boot with 16 league goals. This scoring mark was a single-season record for the Canadian, who was pivotal to D.C. United's postseason push after joining the Black-and-Red on 6/27 in a trade with New York that sent Dax McCarty in the opposite direction. In 18 games (17 starts) with United, De Rosario recorded 13 goals and seven assists, earning him Major League Soccer's 2011 Volkswagen MVP Award, along with the same honor at the club level to accompany his Golden Boot and Fans' Choice Award. He became the first player in team history to record two regular-season hat tricks in the same season, putting together three-goal performances against former club Toronto FC on 8/6 and Real Salt Lake on 9/24. De Rosario's scoring outburst against RSL was the fastest hat trick in MLS history, as the attacking midfielder recorded goals in the 22nd, 27th and 31st minutes. He was named MLS Player of the Week for Week 28 with this performance, having also earned POTW honors in Weeks 20 and 21. De Rosario is the only player in D.C. United history to claim three Player of the Week Awards in one season, and he is the only player in MLS history to score for three teams in the same campaign. De Rosario began 2011 in Toronto before being traded to the New York Red Bulls on 4/1, recording two goals for the Reds. In New York De Rosario logged two goals and four assists in 13 league games (12 starts) before being dealt to United at midseason. Interestingly, De Rosario scored against all of his former clubs that he played against with the Black-and-Red, including the match-winning goal at Red Bull Arena on 7/9, a brace at San Jose on 7/30 and the hat trick against Toronto FC on 8/6.

2010: De Rosario recorded 15 goals and three assists for his hometown Toronto FC in 2010. The veteran playmaker made 24 starts in 27 games played, becoming only the second captain in Toronto FC history. Two days after being named captain, De Rosario delivered by scoring his first goal of the season in a 4-1 loss to the New England Revolution on 4/10. In Toronto's home opener on 4/15, he scored twice against the Philadelphia Union. In the next game versus the Colorado Rapids on 4/18, De Rosario scored his fourth goal on the season becoming Toronto FC's all-time leading regular season goal scorer. He once again found the back of the net on 4/25 versus Seattle Sounders FC, having scored the only goals of the campaign for the club to that point. He was awarded Player of the Week in Week Five for his efforts. He was then honored with the Player of the Week Award in Week 10 following a two-goal performance against the San Jose Earthquakes on 5/29. De Rosario was a member of the MLS All-Star squad

and scored a goal in the 5-2 loss versus Manchester United on 7/28. In CONCACAF Champions' League play, he scored against C.D. Motagua on 8/3 in the second leg of preliminary round play. De Rosario was confirmed to be on trial with the Scottish Premier League club Celtic on 12/28, but no further negotiations took place.

2009: De Rosario appeared in 28 games, 27 of those as a starter, logging 2,444 minutes during his inaugural season with Toronto FC. The 2,444 minutes ranked second on the team behind Jim Brennan. The midfielder led TFC in goals (11), assists (6) and shots (280). De Rosario's 11 goals tied a career-high at the time. De Rosario scored his first goal of the season in the third game on 4/11 at BMO Field against FC Dallas in a 1-1 draw. He then scored twice on 5/9 at RFK Stadium in a 3-3 draw versus D.C. United – his second goal coming in the 87th minute to give TFC the lead. De Rosario scored his first goal against his former team on 7/18 at home in a 1-1 draw with the Houston Dynamo. He was named to the MLS All Star starting XI but was not able to participate due to a CONCACAF Champions League match. De Rosario was twice awarded Man of the Match honors for performances against the New England Revolution on 5/23 and Houston on 7/18. He was named Toronto FC's Player of the Month for July. In the Nutrilite Canadian Championship on 6/18, De Rosario scored three times ('29, '39, '46) in Montreal to help Toronto to a 6-1 victory, claiming the club's first piece of silverware while being named tournament MVP.

2008: De Rosario struck for seven goals and two assists in 24 MLS games (22 starts) in his final season with the Houston Dynamo. The attacking midfielder scored goals in three of four games from 5/10 through 5/28 while converting the game-winning penalty in the 87th minute of a 2-1 win versus the Colorado Rapids on 5/10. He wore the captain's armband in Wade Barrett's absence on 5/28 and netted the game-tying goal in the 93rd minute at FC Dallas. He notched a goal and an assist versus Toronto FC on 6/8 and scored the equalizing goal in the seventh minute versus Chicago on 7/31. De Rosario was once again named to the MLS All-Star squad that faced West Ham United in Toronto. The goal machine recorded his 50th career MLS strike versus the Los Angeles Galaxy on 10/18, becoming only the second Dynamo player to reach that milestone. He also netted the go-ahead penalty kick versus Chivas USA on 10/25. De Rosario appeared in the 2008 MLS Cup Playoffs for the eighth consecutive time in his career and was removed late in the first leg at the New York Red Bulls on 11/1 due to a minor injury. He then started and played all 90 minutes in the second leg versus New York on 11/9. In the Champions' Cup, De Rosario was named Man

2012 D.C. UNITED MEDIA GUIDE

of the Match for his two-goal performance in a 3-1 quarterfinal second leg win vs. Municipal on 3/19, scoring the opening goal and a penalty kick. In SuperLiga action, the midfielder played in four of five matches, helping the Dynamo take a 3-0 lead vs. Atlante on 7/12 with a goal and an assist before being ejected. He took a corner kick that led to Dynamo's game-winning goal vs. Pachuca in semifinal on 7/29. In the Champions League, De Rosario appeared in the first four games as a substitute, conjuring up one of the plays of the year versus San Francisco on 10/7 as he stole the ball 30 yards from goal and fired in the game-winning strike in the 88th minute.

2007: De Rosario put together another fine season in 2007, leading the Houston Dynamo to its second consecutive MLS Cup and winning the fourth championship of his illustrious career. The midfielder scored the game-winning goal in the MLS Cup Final for an astounding third time and was named MLS Cup MVP for the second time in his career – the only MLS player to accomplish such a feat in the history of the League. He played in 24 games (22 starts) in 2007, scoring six goals to accompany four assists, despite missing time with the Canadian National Team in the CONCACAF Gold Cup. He was also named to the MLS All-Star squad that faced Celtic F.C. De Rosario scored two goals at the Colorado Rapids on 5/5, including a 30-yard left-footed blast. He also scored in a 2-1 loss at D.C. United on 5/26. He then scored a fantastic long-range goal in a 3-3 tie at the New England Revolution on 7/22 that earned Goal of the Week honors, becoming the third consecutive Houston player in as many weeks to win the award. De Rosario assisted on Brian Ching's game-winning goal versus FC Dallas on 8/19 and also made a 60-yard run to set up a Joseph Ngwenya goal in a 1-1 tie versus the Kansas City Wizards on 9/1. He then added an assist in a 4-3 win versus Real Salt Lake on 9/8. The midfielder scored the game-winning goal from the penalty spot in a 3-1 win at the Los Angeles on 9/16 and tallied the first goal in a 3-0 win at FC Dallas on 9/30 with a beautiful near-post shot. De Rosario had an astounding 2007 MLS Cup Playoffs campaign, notching two goals and two assists in four games to lead the Dynamo in points. He set up the series-tying goal in the second leg of the Western Conference semifinal versus FC Dallas on 11/2, playing a through ball for Brian Ching in the 72nd minute. He then netted the game-clinching goal in the 81st minute of the Western Conference final versus Kansas City on 11/10, driving a left-footed shot inside the near post. In the MLS Cup Final versus the New England Revolution on 11/18, De Rosario assisted on Joseph Ngwenya's game-tying goal and scored the game-winning goal in the 74th minute on a snap header from a Brad Davis cross en route to a 2-1 victory and MLS Cup MVP honors. In the Champions' Cup, De Rosario started both legs of a quarterfinal series win over Puntarenas but left the second leg with an injury. He then entered as a substitute in the first leg of a semifinal series with Pachuca on 3/15 and quickly assisted on Chris Wondolowski's goal in a 2-0 win. He started and played 107 minutes in the second leg at Pachuca on 4/5, assisting on Brian Mullan's goal in the 53rd minute. In SuperLiga action, De Rosario played almost every minute of the three group stage games, scoring the first goal in the semifinal versus Pachuca on 4/15 when a muffed shot deflected off his head and went in.

2006: Along with the rest of his team, De Rosario became a member of the MLS expansion Houston Dynamo in the 2006 MLS season. The midfielder carried the team on his back while Brian Ching was with the U.S. National Team in the 2006 World Cup, leading the Dynamo to the 2006 MLS Cup, the third championship of his career. De Rosario set career highs in games played (30), games started (29), and goals (11) while also adding five assists on the season. He was a finalist for Goal of the Year as well as MVP. De Rosario tied an MLS record with four assists — all on goals by Brian Ching — on 4/2 versus the Colorado Rapids in Houston's inaugural game. He was ejected in the 77th minute of a 4/8 game versus the Kansas City Wizards in a 2-1 loss and missed the trip to D.C. United on 4/15. He redeemed himself by scoring the game-winning goal with six minutes remaining in a 2-1 win versus Real Salt Lake on 4/22. De Rosario tallied his second and third goals of the season on 5/6 versus FC Dallas in a 4-3 win. His fourth goal came on 6/3 versus the Los Angeles Galaxy in a 2-1 victory. On 6/28, he scored his fifth goal in a 1-1 draw at Chivas USA. He then scored on a penalty kick on 7/29 in a 1-1 draw versus the New York Red Bulls, and was ejected in the 71st minute along with New York's Danny O'Rourke. On 8/5, he notched the lone goal in an MLS All-Star win over Chelsea, being named MVP of the game as he led the All-Stars with 3 shots and 2 corner kicks. De Rosario scored two more goals on 8/26 in a 3-2 loss at Chivas USA. His Goal of the Year nomination came on a high, looping shot from midfield on 8/30 in a 2-2 draw at the Chicago Fire. The goal was named the Sierra Mist Goal of the Week. He had the game-winning goal on 9/10 at Los Angeles in a 2-1 victory and also scored on 9/23 at the Colorado Rapids in a 1-1 draw. In the 2006 MLS Cup Playoffs, De Rosario received a yellow card on 10/22 in the first round of the playoffs against Chivas USA. He then assisted on one of Paul Dalglish's goals in a 3-1 win versus Colorado on 11/5 in the Western Conference Final. He converted the Dynamo's fourth and decisive penalty kick in the MLS Cup final versus the New England Revolution on 12/26.

2005: De Rosario had a career year in 2005 with the San Jose Earthquakes, moving to midfield with the departure of Landon Donovan. The formidable attacker tallied career highs in games played (28), games started (26), minutes (2,375), goals (9) and assists (13) en route to leading the Earthquakes to the 2005 Supporters' Shield. De Rosario's 513 assists led MLS, as he was selected to the RadioShack MLS Best XI for the first time in his career. De Rosario won his second consecutive Sierra Mist MLS Goal of the Year Award for a free kick blast on 10/15 at the Los Angeles Galaxy. He was named the 2005 Earthquakes MVP and Earthquakes Golden Boot winner. He made his season debut as a substitute in the 71st minute on 4/9 versus Chivas USA, and then started his first game of on 4/23 versus the Kansas City Wizards, scoring the game-winning goal in the second half. De Rosario notched his first of many assists on 4/30 at Real Salt Lake. He missed matches on 7/2 at FC Dallas and on 7/9 at the Columbus Crew while on duty with the Canadian National Team. He returned to the Quakes and played 90 minutes on 7/15 at D.C. United. He scored a goal on 8/6 versus Columbus that was later named the club's August Goal of the Month. He then played his 100th MLS game on 8/20 at Real Salt Lake. De Rosario scored

two goals on 9/21 versus the Chicago Fire, and received a yellow card in the process. The midfielder was named the Maggiano's September Player of the Month on 10/4. He scored a goal on 10/15 at Los Angeles that was named the Sierra Mist Goal of the Week. He was also named the Honda MLS Player of the Month for October. In the 2005 MLS Cup Playoffs, De Rosario started and played 93 minutes in the first leg of an opening round series at Los Angeles on 10/2, but had to leave the game during stoppage time due to a leg cramp. He then played the full 90 minutes in the second leg versus Los Angeles on 10/30, as the Quakes were upset in the first round. In the Open Cup, Rosario played 90 minutes on 8/3 at Portland and played 90 minutes on 8/24 versus Los Angeles.

2004: In his fourth year in MLS, De Rosario played in 21 games (12 starts), scoring five goals and adding three assists for the San Jose Earthquakes in 2004. He won the Sierra Mist MLS Goal of the Year for his strike on 8/7 versus D.C. United. De Rosario started and played 81 minutes on 4/3 at D.C., and received a yellow card. He then missed matches on 5/29 at the Columbus Crew and on 6/12 versus the MetroStars while on duty with the Canadian National Team. De Rosario returned to lineup for the Quakes on 6/19 at the Chicago Fire after helping Canada reach the second round of World Cup qualifying. He came on as a substitute in the 67th minute on 9/25 versus the Los Angeles Galaxy, making his first appearance since 8/28. He scored the game-tying goal on 10/2 at the Colorado Rapids and did not play on 10/9 versus the Kansas City Wizards while with Canadian National Team for World Cup qualifying. He appeared as a substitute and played 63 minutes on 10/16 at the Dallas Burn. De Rosario scored a goal on 10/24 versus Kansas City in the first leg of a first round matchup in the 2004 MLS Cup Playoffs. He then started and played 61 minutes at Kansas City in the second leg on 10/30. In the Champions' Cup, he started and played 66 minutes on 3/17 at LD Alajuelense and then started and played the full 90 minutes in the second leg on 3/24 versus LDA. In the U.S. Open Cup, De Rosario entered in the 45th minute on 7/14 at Portland and scored a goal in the 80th minute. He then played 75 minutes on 8/4 at Minnesota and played 90 minutes on 8/24 at Kansas City.

2003: After suffering a torn lateral collateral ligament in a preseason scrimmage on 4/3, De Rosario underwent surgery on his right knee and missed a major chunk his 2003 season with the San Jose Earthquakes. Despite the injury, the formidable young midfielder still managed to tally four goals and three assists after making his 2003 debut on 8/8 at the Kansas City Wizards as a substitute in the 77th minute. He notched his first assist of the season versus D.C. United on 8/24 and then scored his first goal on 9/7 versus the New England Revolution. He started his first game of the season on 9/13 at D.C. United. De Rosario recorded the first hat trick of his MLS career on 9/27, scoring three goals against the Dallas Burn. Remarkably, the first of the three goals was scored 11 seconds into the game, becoming the fastest goal in MLS history and earning him MLS Player of the Week honors. He did not play on 10/10 at the Colorado Rapids due to a Canadian National Team match versus Finland. De Rosario returned to the MLS Cup Playoffs for the third consecutive season in 2003 and fell on bad luck by straining

his left hamstring, causing him to be subbed out in 21st minute of the first leg at the Los Angeles Galaxy on 11/1. He did not play in the second leg versus Los Angeles on 11/9 due to the strained hamstring. He healed quickly, however, and entered as a substitute in the 81st minute of the Western Conference Finals on 11/15 in a 3-2 extra time victory against Kansas City. De Rosario then notched an assist on 11/23 versus the Chicago Fire en route to winning the 2003 MLS Cup, his second title in three seasons. The assist set up Landon Donovan for the fourth goal in the 4-2 victory. In the Champions' Cup, De Rosario did not play on 3/16 at CSD Municipal and on 3/26 versus CSD Municipal due to a broken right foot. In the U.S. Open Cup, he did not play on 8/5 at Seattle due to a torn LCL in his right knee. He scored a goal on 9/1 at Vancouver in the 74th minute.

2002: De Rosario built upon his stellar rookie campaign by scoring four goals and registering a career high eight assists in 2002 with the San Jose Earthquakes. He played in a career high 27 games, starting 18, racking up 16 points on the season. The forward registered two assists on 6/29 versus the Kansas City Wizards. In the 2002 MLS Cup Playoffs, De Rosario played six minutes in the first leg of a first round series versus the Columbus Crew on 9/25. He then started and played 84 minutes on 9/28 at Columbus in the second leg. In the 2002 Champions Cup, De Rosario started and played 82 minutes versus Olimpia on 3/13 at the Orange Bowl. He then started and played 79 minutes versus Olimpia on 3/16 at Sheldon Stadium in the second leg of the series. He also started and played 70 minutes on 4/17 at Pachuca in the first leg of the series and then played the full 90 minutes versus Pachuca on 4/24. In the U.S. Open Cup, De Rosario scored a goal on 7/17 at Seattle and entered as a substitute in the 81st minute versus the LA Galaxy on 8/7. He also tallied a goal at the Minnesota Thunder on 7/14 in an exhibition.

2001: De Rosario proved to be a professional goal scorer immediately in his first season in Major League Soccer with the San Jose Earthquakes. The 23-year-old scored five goals and had four assists during his rookie campaign. De Rosario was also named MLS Cup Final MVP for his championship-winning goal six minutes into overtime against the Los Angeles Galaxy. The rookie scored a goal in his MLS debut on 4/7 at Los Angeles and notched his first career assist on 4/21 at the Miami Fusion. He also scored the game-winning goal on 6/23 versus the Kansas City Wizards. In the 2001 MLS Cup Playoffs, De Rosario made his MLS postseason debut entering as a substitute in the 70th minute on 10/10 at Miami. He also entered as a substitute in the 75th minute and scored his first career MLS Playoffs goal in the second leg versus Miami on 10/14. De Rosario came on in the 85th minute in the MLS Cup Final and scored the game-winning goal in the 96th minute versus Los Angeles on 10/21 at Crew Stadium.

OTHER EXPERIENCE

1997-2000: De Rosario turned professional at 18-years-old in 1997, signing with the Toronto Lynx of the A-League. He then opted to change clubs, signing with FSV Zwickau of the German Second Division half way through the 1997 season. The midfielder played two seasons with Zwickau. De Rosario then returned to the A-League in 1999 with the Richmond Kickers, scoring one goal and

registering five assists. In 2000, he had a spectacular season, leading Richmond with 15 goals and five assists for 35 points. De Rosario was named to the 2000 All-A-League Second Team and he won A-League Player of the Month for June, helping the Kickers to a 20-6-1 record and a second place finish in the Atlantic Division in 2000.

INTERNATIONAL EXPERIENCE

1998-2011: De Rosario has put together a stellar international career, scoring 19 goals – tied for the all-time lead with Dale Mitchell – in 65 appearances (52 starts) for the Canadian National Team. He has been a member of Canada's system since the age of 16. The playmaker scored every goal for his nation in the 2011 CONCACAF Gold Cup, tallying the game-winning goal in a 1-0 win against Guadeloupe on 6/11/11 and the lone goal in a 1-1 draw with Panama on 6/14/11. In 2008, he scored the only goal of the game in a 1-0 win at Martinique in a friendly on 1/30/08. He played the full 90 minutes in a 2-0 loss at Estonia on 3/26/08 and a 3-2 loss versus Brazil on 5/31/08. De Rosario set up two goals in a 3-0 World Cup qualifying win over St. Vincent & the Grenadines on 6/15/08 while scoring twice more and setting up two other goals in a 4-1 win in the return leg on 6/20/08. He started three matches in semifinal qualifying versus Jamaica and Honduras and at Mexico. In 2007, De Rosario won his third consecutive Male Canadian Player of the Year Award, scoring five goals in only eight matches – the most goals by a Canadian player in a season since 1993. He often played in a new position at left midfield with Canada. He started and played 70 minutes in a 3-0 win at Bermuda on 3/25/07 and scored an early goal in a 2-2 tie at Venezuela on 6/1/07. He also started every match of the CONCACAF Gold Cup, scoring two goals in a win versus Haiti on 6/11/07 to lift Canada into the quarterfinals. De Rosario scored the first goal in a 3-0 quarterfinal win over Guatemala on 6/16/07 and played all 90 minutes in a controversial 2-1 semifinal loss to the United States in which Canada had a goal disallowed in stoppage time. He then rejoined the National Team for a friendly versus Costa Rica on 9/12/07 and scored in a 1-1 tie with a left-footed shot. In 2006, De Rosario was named Male Canadian Player of the Year for the second year running. He played the full 90 minutes in Canada's 2-0 win against Austria on 3/1/06. He also captained Canada and played 90 minutes versus the United States on 1/21/06. In 2005, De Rosario was a member of Canada's CONCACAF Gold Cup team, appearing in all three games while also being named Male Canadian Player of the Year. He played in matches against Northern Ireland, Portugal, Honduras, Costa Rica, USA, Cuba, Spain and Luxembourg. In 2004, De Rosario was called into Frank Yallop's first National Team training camp from 1/12/04 to 1/23/04. He appeared against Barbados, Wales, Belize, Guatemala, Honduras and Costa Rica. He notched an assist against Barbados on 1/18/04 and scored a goal in World Cup qualifying on 10/13/04 versus Costa Rica and on 11/17/04 versus Guatemala. The forward also scored two goals in an exhibition versus Belize on 6/16/04. In 2003, De Rosario broke a bone in his foot in January at the National Team training camp. He notched a goal and an assist in his international return on 10/11/03 versus Finland. In 2002, De Rosario was a part of the Canadian Gold Cup squad that finished in third place. He played in two friendly matches, scoring his first international goal in Canada's 2-1 win over

South Korea in the third place match in the Gold Cup on 2/10/02. He then played the full match in a 3-1 win over Switzerland in May and scored the lone goal in a 3-1 loss to Scotland on 10/15/02. In 2001, he played in the 2001 FIFA Confederations Cup in Japan. He was also a key member of Canada's Gold Cup winning squad in 2000, playing against Korea and Trinidad and Tobago. De Rosario made his international debut on 5/18/98 versus Macedonia in a 1-0 exhibition victory. In 1997, he scored a goal and notched an assist for Canada's U-20 side that advanced to the second round of the U-20 World Cup in Malaysia. De Rosario received the Golden Boot award and Co-MVP honors as the U-20 team won the CONCACAF Championships in Mexico.

HONORS

MLS Volkswagen Most Valuable Player: 2011
Budweiser Golden Boot: 2011
MLS Cup: 2001, 2003, 2006, 2007
MLS Cup Most Valuable Player: 2001, 2007
Supporter's Shield: 2005
MLS Best XI: 2005, 2006, 2007, 2009, 2010, 2011
MLS All-Star: 2006, 2007, 2008, 2009, 2010
MLS Goal of the Year: 2004, 2005

ACQUIRED

Obtained on 6/27/11 from New York Red Bulls in exchange for midfielder Dax McCarty.

YEAR	TEAM	GP	GS	MIN	G	A	SHT	SOG	FC	FS	OFF	CK	C	E
2001	San Jose	21	11	1072	5	4	46	24	21	25	20	0	1	0
2002	San Jose	27	18	1637	4	8	56	29	41	26	34	3	3	0
2003	San Jose	11	6	686	4	3	20	8	12	10	13	1	0	0
2004	San Jose	21	12	1214	5	3	40	14	27	35	19	0	3	0
2005	San Jose	28	26	2375	9	13	70	34	36	58	9	17	4	0
2006	Houston	30	29	2534	11	5	55	26	40	55	13	49	2	2
2007	Houston	24	22	1973	6	4	62	24	29	32	19	1	5	0
2008	Houston	24	22	1948	7	2	78	34	25	34	35	7	6	0
2009	Toronto FC	28	27	2444	11	6	80	36	34	35	43	25	5	0
2010	Toronto FC	27	24	2226	15	3	72	36	27	31	41	12	5	0
2011	Toronto FC	2	2	180	1	1	6	3	3	2	0	2	0	0
	New York	13	12	1113	2	4	31	10	21	14	17	12	2	0
	D.C. United	18	17	1488	13	7	76	31	33	30	28	2	1	0
	2011 totals	33	31	2781	16	12	113	44	57	46	45	16	3	0
	Totals	274	228	20890	93	63	692	309	349	387	291	131	37	2


YEAR	POSTSEASON	GP	GS	MIN	G	A	SHT	SOG	FC	FS	OFF	CK	C	E
2001	San Jose	4	0	65	2	0	2	2	1	0	2	0	0	0
2002	San Jose	2	1	90	0	0	2	1	1	5	1	0	0	0
2003	San Jose	3	1	87	0	1	4	3	2	3	2	0	0	0
2004	San Jose	2	2	147	1	0	6	1	2	2	2	0	0	0
2005	San Jose	2	2	179	0	0	4	2	4	2	1	5	0	0
2006	Houston	4	4	390	0	2	10	5	8	11	2	0	1	0
2007	Houston	4	4	385	2	2	16	6	7	3	4	0	1	0
2008	Houston	2	2	173	0	0	4	1	6	4	1	0	0	0
	Totals	23	16	1516	5	5	48	21	31	30	15	5	2	0

OPPONENT	GP	GS	MIN	G	A	SHT	SOG	FC	FS	OFF	CK	C	E
Chicago	21	18	1590	7	4	48	22	32	28	30	9	2	0
Chivas USA	18	17	1549	6	6	53	23	14	36	19	19	2	0
Columbus	16	13	1218	4	2	39	14	12	14	12	13	0	0
Colorado	29	21	2048	7	10	60	24	36	40	27	9	2	0
FC Dallas	26	21	1907	12	4	63	36	33	33	21	8	3	0
D.C. United	21	17	1567	7	3	42	20	23	34	21	2	8	0
Houston	6	5	495	3	1	21	15	6	6	4	4	1	0
Sporting KC	24	16	1524	3	7	48	18	37	22	24	8	3	1
Los Angeles	26	23	2070	8	4	74	29	31	46	21	16	1	0
Miami	2	2	163	0	1	6	3	4	4	4	0	0	0
New England	17	13	1239	8	2	42	22	29	19	13	8	4	0
New York	20	18	1573	5	3	62	26	27	32	32	13	2	1
Philadelphia	5	5	422	3	1	18	7	1	6	6	1	0	0
Portland	3	3	270	2	2	7	3	8	5	4	4	0	0
Real Salt Lake	16	14	1279	6	5	29	15	15	29	15	8	2	0
Seattle	6	6	501	2	1	15	5	13	9	8	3	2	0
San Jose	8	6	589	5	3	20	10	14	4	12	4	4	0
Tampa Bay	2	2	169	0	1	10	5	1	4	5	0	0	0
Toronto FC	5	5	448	4	1	22	7	9	12	8	0	1	0
Vancouver	3	3	269	1	2	13	5	4	4	5	2	0	0

MONTH	GP	GS	MIN	G	A	SHT	SOG	FC	FS	OFF	CK	C	E
March	8	8	683	2	2	25	11	14	6	6	5	0	0
April	40	34	3102	10	11	100	43	48	52	44	7	5	1
May	44	35	3262	18	11	116	54	51	55	35	12	6	0
June	33	31	2759	8	8	81	37	45	56	55	26	7	0
July	44	38	3365	11	10	111	58	49	54	38	21	7	1
August	41	29	2813	12	6	100	37	51	56	40	24	4	0
September	38	30	2751	21	11	87	44	47	60	36	26	3	0
October	26	23	2155	11	4	72	25	44	48	37	10	5	0

Regular-Season Game Highs:

Goals 3, 3 times, last: Sept. 24, 2011, DC vs. RSL
 Assists 4, Apr. 2, 2006, HOU vs. COL
 Shots on Goal 5, 3 times, last: Sept. 21, 2011, DC vs. CHV
 Shots 9, 2 times, last: Oct. 22, 2011, DC vs. KC
 Fouls Committed 5, 5 times, last: July 22, 2006, HOU vs. NE
 Fouls Suffered 6, 3 times, last: Oct. 24, 2009, TOR at NY



EMILIANO DUDAR | #19

Position: Defender
Height: 6-4
Weight: 198
DOB: 8-12-81

Hometown: Buenos Aires, Argentina
Birthplace: Buenos Aires, Argentina
College: _____
Previous Club: BSC Young Boys (Switzerland)

OTHER EXPERIENCE

2009-11: Dudar joined BSC Young Boys for the start of the 2009-10 campaign. In his first season with the Swiss club, he played in super league, Europa League (formerly known as UEFA Cup) and Champions League qualifying matches. He was named the Swiss Golden Player as the league's defender of the year after playing in 31 Swiss League matches (all starts) that season. His second season was cut short after suffering a concussion in September, which sidelined the defender for three months. He returned to the pitch in the spring of 2011 and played in a total of 17 matches for Young Boys over the remainder of the campaign.

2008-09: Dudar began the campaign with Olimpo of Argentina's second division, playing in 15 matches (13 starts), before moving to Bellinoza of Switzerland. He played in 16 matches (all starts) and scored two goals for the Swiss side.


2007-08: Dudar made his European debut with FC Chiasso of the Swiss Challenge League (second division), playing in 14 matches (all starts) and tallying two goals during the 2007-08 campaign.

2006-07: Dudar spent two seasons (2006-07) in Brazil as part of legendary club Vasco da Gama, making 19 appearances (17 starts) for the Rio de Janeiro side. While with Vasco, Dudar also played in the 2007 editions of Copa Sudamericana and Copa do Brazil.

2003-05: Beginning in 2003, Dudar went on loan for three consecutive years to three different clubs. In 2003, he went on loan to Independiente of Argentina's Primera División, seeing time in 19 matches (16 starts) and tallying one goal. In 2004, Dudar was loaned to Banfield, also of Argentina's Primera Division, and played in two matches, before moving to Libertad of Paraguay's first division for the 2005 campaign, where he did not see the field.

ACQUIRED

Signed on January 25, 2012.



BILL HAMID | #28

Position: Goalkeeper
Height: 6-3
Weight: 225
DOB: 11-25-90

Hometown: Annandale, VA
Birthplace: Annandale, VA
College: _____
Previous Club: D.C. United Academy

MLS EXPERIENCE

2011: Solidifying his position as United's first-choice goalkeeper, Hamid rebounded strongly from offseason shoulder surgery by starting 28 league games for the Black-and-Red in 2011. In 2,392 minutes of action, Hamid compiled an overall MLS record of 7-9-10, posting 77 saves and a 1.39 goals-against-average mark. He earned his first shutout of the season on 4/16 at Toronto FC in a 3-0 win, and he went on to compile seven clean sheets overall. The United Academy product was rewarded for his continued success with inclusion in Jurgen Klinsmann's United States Men's National Team throughout the year (see international section).

2010: Hamid became the youngest goalkeeper in MLS history to win a League contest on 5/5 against Kansas City in a 2-1 victory at RFK Stadium, beating the previous record held by former New York netminder Tim Howard. The 19-year-old was 3-5-0 in eight games for United, posting one shutout and 20 saves en route to a 1.25 goals-against-average mark. Hamid made his final appearance of the season against Columbus on 9/4 at RFK Stadium in a 1-0 defeat before undergoing successful season-ending surgery to repair a torn labrum in his right shoulder.

2009: Hamid made United history on 9/2, when he became the first D.C. United Academy player to sign with the first team. As the first player to come up through the club's youth system, Hamid was only available for non-League games during the 2009 season and did not see any playing time.

OTHER EXPERIENCE

2011: Following the completion of his second MLS campaign, Hamid trained with West Bromwich Albion of the Barclays Premier League. The young goalkeeper was with the West Midlands club for 10 days in late October and early November before returning Stateside.

2009: During the summer, Hamid was first-choice in goal for the U-17/18 Academy team that compiled a 20-4-5 record and was a finalist in the U.S. Soccer Development Academy National Playoffs.

2008: In May 2008, he traveled to Madrid, Spain with the Black-and-Red youth to take part in the U-17 Club World Cup. That same year, the U.S. Soccer Development Academy named him to the U-17/18 Mid-Atlantic Starting XI.

2007: After joining the D.C. United Academy in January, he later backstopped the team that won the U-17 MLS SUM Cup in 2007.

INTERNATIONAL EXPERIENCE

2012: Hamid earned his first cap with the full U.S. Men's National Team when he earned a clean sheet in the team's 1-0 win over Venezuela in Glendale, Ariz on 1/21.

2011: Hamid was rewarded for his success in Major League Soccer by earning his first senior call-up to the U.S. Men's National Team on 8/10 for a friendly with Mexico. Hamid went on to become Jurgen Klinsmann's defacto backup for starting goalkeeper Tim Howard throughout the year. In total, Hamid was on the bench for five U.S. friendlies in 2011. He backed-up Howard in a pair of 1-0 losses to Costa Rica on 9/2 and at Belgium on 9/6. Hamid was in Miami for the United States' 1-0 victory over Honduras on 10/8. He was with the National Team for friendlies in France on 11/11 and Slovenia on 11/15.

2008: The goalkeeper also has Youth National Team experience, spending time with the United States U-18 and U-20 National Teams. In 2008, he traveled to Portugal with the U-20's to play in the Campos Verdes International Tournament. Hamid was also part of the United States squad that went to Mexico for the Copa Chivas.

ACQUIRED:

Signed from United's Academy on 9/2/09, becoming the first Homegrown Player in club history.

2012 D.C. UNITED MEDIA GUIDE


YEAR	TEAM	GP	GS	MIN	SOG	SV	SHO	GA	GAA	PK	PKA	W	L	T
2010	D.C. United	8	8	720	31	20	1	10	1.25	0	0	3	5	0
2011	D.C. United	28	28	2392	114	77	7	37	1.39	4	4	7	9	10
Totals		36	36	3112	145	97	8	47	1.36	4	4	10	14	10

OPPONENT	GP	GS	MIN	SOG	SV	SHO	GA	GAA	PK	PKA	W	L	T
Columbus	2	2	180	4	2	0	3	1.50	0	0	0	2	0
Portland	2	2	180	9	6	0	3	1.50	1	1	1	0	1
Philadelphia	3	3	270	14	10	1	5	1.67	0	0	1	1	1
Colorado	2	2	180	5	3	0	2	1.00	0	0	0	1	1
Chicago	2	2	135	11	9	0	2	1.33	0	0	0	1	0
Chivas USA	3	3	270	12	8	1	4	1.33	0	0	2	0	1
New York	2	2	180	9	5	1	4	2.00	0	0	1	1	0
New England	2	2	180	6	4	0	2	1.00	0	0	0	2	0
Vancouver	1	1	90	5	3	0	2	2.00	0	0	0	1	0
Houston	2	2	180	13	7	0	6	3.00	1	1	0	1	1
Real Salt Lake	2	2	180	9	7	0	2	1.00	1	1	1	0	1
FC Dallas	4	4	360	15	10	2	4	1.00	0	0	0	2	2
Seattle	1	1	90	5	4	0	1	1.00	1	1	1	0	0
San Jose	2	2	180	10	6	1	4	2.00	0	0	1	1	0
Sporting KC	2	2	180	10	8	0	2	1.00	0	0	1	1	0
Los Angeles	2	2	180	6	4	1	1	0.50	0	0	0	0	2
Toronto FC	2	2	97	2	1	1	0	0.00	0	0	1	0	0

MONTH	GP	GS	MIN	SOG	SV	SHO	GA	GAA	PK	PKA	W	L	T
April	4	4	360	18	7	1	9	2.25	0	0	1	2	1
May	8	8	720	31	21	1	9	1.13	2	2	4	2	2
June	4	4	360	18	11	1	7	1.75	2	2	0	1	3
July	5	5	450	16	14	3	3	0.60	0	0	2	1	2
August	5	5	322	14	10	1	4	1.12	0	0	1	2	0
September	5	5	450	24	17	1	7	1.40	0	0	2	2	1
October	5	5	450	24	17	0	8	1.60	0	0	0	4	1

Regular-Season Game Highs:

Goals Allowed 4, 3 times, last: June 11, 2011, DC vs. SJ
 Saves 6, Oct. 15, 2011, DC vs. CHI



DEJAN JAKOVIC | #5

Position: Defender
Height: 6-2
Weight: 178
DOB: 7-16-85

Hometown: Etobicoke, Ontario, Canada
Birthplace: Karlovac, Croatia
College: U. of Alabama-Birmingham
Previous Club: Red Star Belgrade (Serbia)

MLS EXPERIENCE

2011: Limited throughout the season due to injury, United's starting center back started all 15 matches that he featured in for the Black-and-Red. Ben Olsen's side was 6-4-5 in those 15 contests, and 6-0-1 when having a lead with Jakovic in the team. The central defender was missed down the stretch, as Jakovic injured his hamstring against the Chicago Fire on 8/18, and he did not play for the remainder of the season following that incident.

2010: A near-automatic starter for United, the Canadian defender again anchored the Black-and-Red backbone from the centerback position. Despite missing a large chunk of the season due to a broken clavicle, the gifted 25-year-old ranked fifth on the team in minutes played with 1,624 for the season in 19 MLS matches (18 starts). Jakovic, who was continually called upon by the Canadian National Team in 2010, remains a centerpiece of D.C.'s plans for the future.

2009: Dejan Jakovic had an impressive first season for D.C. United after signing with the club during pre-season. The Croatian-born defender immediately stepped into the starting centerback role for the Black-and-Red and anchored the defense almost the entire year. Jakovic's season was interrupted briefly during the summer months when he was called-up to the Canada National Team for the Gold Cup. The 24-year old made three appearances as Canada went 2-1-1 in the tournament. After returning to D.C., Jakovic missed a couple of weeks due to sports hernia surgery. Despite the setback, Jakovic played every minute of all 23 games in which he appeared in MLS play. In all competitions, the center back played in 28 games (26 starts) for United.

OTHER EXPERIENCE

2008: After a trial with Red Star Belgrade of the Serbian Superliga, Jakovic signed with the European power on 6/30/08. He made three starts during the 2008-09 league campaign and two additional starts in UEFA Cup play.

INTERNATIONAL EXPERIENCE

2011: When healthy, Jakovic is a first-choice central defender for Canada, but due to injury he was limited in international competition during much of 2011. He played 90 minutes in a 1-0 friendly loss to Greece on 2/9, and he injured his hamstring in a 2-2 exhibition draw with Ecuador on 6/1. Due to this hamstring strain, Jakovic was forced to pull out of Canada's 2011 CONCACAF Gold Cup squad, missing the tournament entirely.

2010: The United defender made three appearances for the Canada National Team in friendlies against Peru on 4/9, Honduras on 7/9 and Ukraine on 8/10. Canada went 1-1-1 in those matches. Jakovic is steadily becoming a more integral part of the Canadian side ahead of next summer's Gold Cup.

2009: Jakovic made three appearances for the Canada National Team during the Gold Cup tournament, playing against Jamaica on 7/3, El Salvador on 7/7 and Honduras on 7/18. He was also called-up to play two international friendlies, against Guatemala in June and Poland in November.

2008: Jakovic made his full Canada Men's National Team debut on 1/30/08 against Martinique. He was then named to the U-23 Team that participated in the CONCACAF Men's Olympic Qualifying Tournament in the summer. He played every minute of Canada's four contests and helped the team to a third place finish. He was also called into full National Team camp in the fall in preparation for World Cup qualifiers, and was on the 18-man gameday roster for five qualifying games, but did not see the field.

COLLEGE EXPERIENCE

2007: In his final season in Birmingham, Jakovic led UAB with six goals and also contributed an assist in 14 games (13 starts). For the second year in a row, he was honored as a member of the All-Conference USA First Team and the NSCAA All-Region First Team. Jakovic finished his career with 49 total appearances, collecting eight goals and five assists over three seasons.

2006: During his sophomore season at UAB, Jakovic played both in the defense and midfield. He saw time in 18 games (all starts), collecting a goal and four assists. Jakovic was named to the All-Conference USA First Team and the NSCAA All-Region First Team.

2005: After being redshirted in 2004, Jakovic played in 17 games during the 2005 season at the University of Alabama-Birmingham. He notched a single goal and was named to the All-Conference USA Second Team for his efforts.

ACQUIRED

Signed on 2/27/09 from Red Star Belgrade (Serbia).

2012 D.C. UNITED MEDIA GUIDE


YEAR	TEAM	GP	GS	MIN	G	A	SHT	SOG	FC	FS	OFF	CK	C	E
2009	D.C. United	23	23	2070	0	0	4	0	23	17	0	0	6	0
2010	D.C. United	19	18	1624	0	0	3	1	14	10	0	0	1	1
2011	D.C. United	15	15	1324	0	0	2	1	18	9	0	0	3	1
Totals		57	56	5018	0	0	9	2	55	36	0	0	10	2

OPPONENT	GP	GS	MIN	G	A	SHT	SOG	FC	FS	OFF	CK	C	E
Chicago	5	5	450	0	0	0	0	9	0	0	0	3	0
Chivas USA	3	3	270	0	0	1	0	3	5	0	0	1	0
Columbus	3	3	270	0	0	0	0	5	0	0	0	0	0
Colorado	3	3	270	0	0	0	0	1	2	0	0	0	0
FC Dallas	3	2	217	0	0	1	0	0	0	0	0	1	0
Houston	4	4	360	0	0	0	0	4	5	0	0	1	0
Sporting KC	3	3	270	0	0	1	0	3	2	0	0	1	0
Los Angeles	5	5	429	0	0	1	0	4	5	0	0	0	0
New England	4	4	360	0	0	2	0	2	2	0	0	0	1
New York	4	4	360	0	0	1	1	3	4	0	0	0	0
Philadelphia	2	2	168	0	0	0	0	3	0	0	0	0	1
Portland	1	1	90	0	0	0	0	5	0	0	0	1	0
Real Salt Lake	3	3	270	0	0	0	0	2	0	0	0	0	0
Seattle	4	4	360	0	0	0	0	3	3	0	0	1	0
San Jose	3	3	270	0	0	1	1	3	1	0	0	0	0
Toronto FC	6	6	514	0	0	1	0	3	6	0	0	1	0
Vancouver	1	1	90	0	0	0	0	2	1	0	0	0	0

MONTH	GP	GS	MIN	G	A	SHT	SOG	FC	FS	OFF	CK	C	E
March	5	5	450	0	0	1	0	6	4	0	0	2	1
April	10	10	862	0	0	3	1	10	5	0	0	1	1
May	9	9	810	0	0	2	0	10	6	0	0	3	0
June	7	7	630	0	0	0	0	8	2	0	0	1	0
July	6	6	519	0	0	1	1	3	4	0	0	0	0
August	11	10	937	0	0	0	0	10	12	0	0	3	0
September	3	3	270	0	0	0	0	2	2	0	0	0	0
October	6	6	540	0	0	2	0	6	1	0	0	0	0

Regular-Season Game Highs:

Shots on Goal 1, 2 times, last: Apr. 21, 2011, DC vs. NY
 Shots 1, 9 times, last: Apr. 21, 2011, DC vs. NY
 Fouls Committed 5, May 29, 2011, DC at POR
 Fouls Suffered 3, 3 times, last: Aug. 15, 2009, DC at TOR



STEPHEN KING | #20

Position: Midfielder
Height: 5-8
Weight: 153
DOB: 3-6-86

Hometown: Medford, NJ
Birthplace: Medford, NJ
College: University of Maryland
Previous Club: Seattle Sounders FC

MLS EXPERIENCE

2011: In his second season with the Black-and-Red, King started 11 of the 20 matches he played, registering one goal in 1,068 minutes of action. The central midfielder scored his first goal for D.C. United on 8/13, sealing the club's 4-0 victory against Canadian expansion side Vancouver Whitecaps FC.

2010: Acquired from Seattle for a second round 2011 MLS SuperDraft pick on 4/30, King played his 2010 home games for United at the same stadium where he enjoyed a 2009 U.S. Open Cup final victory with the Sounders FC. The Medford, N.J. native gelled well with the Black-and-Red, playing in 20 MLS regular season matches and starting 16 of them. In 1,415 minutes of action, King registered one assist. His 17 shots were the third-most among United players without a goal scored in the regular season. For his hard work and daily contributions to the team, King received the 2010 D.C. United Coaches' Award.

2009: After being acquired by Seattle in the 2009 expansion draft, King made ten appearances for the Sounders (3 starts), playing a total of 433 minutes. King asserted himself in Seattle's 2009 U.S. Open Cup run, scoring three goals (two match-winners) while posting one assist. King's extra time winner over Houston on 9/7 propelled the Sounders to the U.S. Open Cup final against United, where Seattle triumphed 2-1 at RFK Stadium in a hard-fought contest.

2008: Drafted in the third round (40th overall) of the 2008 MLS SuperDraft by the Chicago Fire, King played in 20 games that season in his first MLS campaign. The young midfielder started eight matches that season, scoring two goals and registering one assist. He made his first MLS start playing the full 90 minutes at San Jose on 4/12 in 1-0 win. King scored his first MLS career goal in 76th minute at New England on 5/3 in 3-0 win, and his first match-winning strike on 9/6 against New York. In addition to his League experience, King started nine games and logged 707 minutes with one assist for the Fire in the MLS Reserve Division.

COLLEGE EXPERIENCE

2004-2007: At the University of Maryland King started all 93 matches that he played in over a four-year career. He is first all-time in this category, second in all-time assists (33), and second in assists in one season (13). In 2007 the midfielder was a semifinalist for the Hermann Trophy for the second straight year before being named to the College Soccer News All-American first team. That same year the senior Terp was named to the All-ACC first team. King scored 15 goals in 2005 as a sophomore, ranking him 10th all-time for a single season in Maryland history. Even as a freshman, King started every match for Maryland and contributed three game-winning goals.

HONORS

D.C. United Coaches' Award: 2010
Lamar Hunt U.S. Open Cup: 2009

ACQUIRED

Acquired from Seattle Sounders FC in exchange for a 2nd round 2011 MLS SuperDraft pick.

2012 D.C. UNITED MEDIA GUIDE

YEAR	TEAM	GP	GS	MIN	G	A	SHT	SOG	FC	FS	OFF	CK	C	E
2008	Chicago	20	8	854	2	1	13	7	3	8	0	0	0	0
2009	Seattle	10	3	433	0	0	3	0	1	3	0	0	0	0
2010	D.C. United	20	16	1415	0	1	17	7	7	14	0	0	1	0
2011	D.C. United	20	11	1068	1	0	18	5	8	10	0	0	0	0
	Totals	70	38	3770	3	2	51	19	19	35	0	0	1	0


YEAR	POSTSEASON	GP	GS	MIN	G	A	SHT	SOG	FC	FS	OFF	CK	C	E
2008	Chicago	1	0	5	0	0	0	0	1	0	0	0	0	0

OPPONENT	GP	GS	MIN	G	A	SHT	SOG	FC	FS	OFF	CK	C	E
Chicago	4	3	233	0	0	3	1	0	4	0	0	0	0
Chivas USA	6	3	363	0	0	2	0	5	5	0	0	1	0
Columbus	5	3	316	0	0	3	1	1	1	0	0	0	0
Colorado	3	1	160	0	0	1	0	0	2	0	0	0	0
FC Dallas	5	3	304	0	0	5	2	0	4	0	0	0	0
D.C. United	3	0	37	0	0	1	0	0	0	0	0	0	0
Houston	2	1	95	0	0	0	0	0	0	0	0	0	0
Sporting KC	3	1	96	0	0	2	1	0	0	0	0	0	0
Los Angeles	6	3	219	0	0	5	2	1	2	0	0	0	0
New England	4	1	157	1	0	3	2	2	3	0	0	0	0
New York	5	3	310	1	1	5	2	1	4	0	0	0	0
Philadelphia	2	1	115	0	0	1	1	0	2	0	0	0	0
Portland	1	1	90	0	0	0	0	0	0	0	0	0	0
Real Salt Lake	6	4	402	0	0	8	2	4	1	0	0	0	0
Seattle	4	2	206	0	0	1	1	0	1	0	0	0	0
San Jose	6	5	448	0	1	4	2	3	4	0	0	0	0
Toronto FC	3	2	115	0	0	0	0	0	2	0	0	0	0
Vancouver	2	1	104	1	0	7	2	2	0	0	0	0	0

MONTH	GP	GS	MIN	G	A	SHT	SOG	FC	FS	OFF	CK	C	E
March	1	0	36	0	0	0	0	1	0	0	0	0	0
April	3	1	146	0	0	1	1	1	1	0	0	0	0
May	12	3	460	1	0	3	2	1	3	0	0	1	0
June	11	7	684	0	0	13	3	1	4	0	0	0	0
July	11	7	656	0	1	9	2	2	6	0	0	0	0
August	10	6	515	1	0	7	3	3	11	0	0	0	0
September	12	7	675	1	0	5	2	5	8	0	0	0	0
October	10	7	598	0	1	13	6	5	2	0	0	0	0

Regular-Season Game Highs:

Goals	1, 3 times, last: Aug. 13, 2011, DC vs. VAN
Assists	1, 2 times, last: July 3, 2010, DC at SJ
Shots on Goal	2, 3 times, last: Aug. 13, 2011, DC vs. VAN
Shots	5, June 5, 2010, DC vs. RSL
Fouls Committed	2, 3 times, last: Sept. 24, 2011, DC vs. RSL
Fouls Suffered	3, Aug. 7, 2010, DC at NE



PERRY KITCHEN | #23

Position: Defender
Height: 6-0
Weight: 160
DOB: 2-29-92

Hometown: Indianapolis, IN
Birthplace: Indianapolis, IN
College: University of Akron
Previous Club: University of Akron

MLS EXPERIENCE

2011: Kitchen became the only rookie in United's 16-year history to lead the team in minutes played (2,726) during his inaugural MLS season. The 19-year-old played in 31 MLS matches (30 starts), missing only three league contests due to international duty with United States U-20's. He recorded his first and only goal of 2011 on 5/29 at Portland, opening United's scoring in a memorable 3-2 win at JELD-WEN Field. Kitchen continually proved his worth to Ben Olsen's side, playing right back, center back and defensive midfield at various points in his rookie campaign. His versatile and gutsy performances set him apart at the League level, and Kitchen was recognized as a 2011 MLS Rookie of the Year finalist.

OTHER EXPERIENCE

2011: After a successful first season in MLS, Kitchen remained in Germany following U.S. U-23 National Team duty to train with Bundesliga side SC Freiburg. The defensive midfielder completed this training stint with the German club during the third week of November.

INTERNATIONAL EXPERIENCE

2011: Starting the year with Thomas Rongen's United States U-20 side, Kitchen led the United States into the CONCACAF U-20 Championship in Guatemala. In Group B, Kitchen started in victories against Suriname on 3/29 and Panama on 4/2. Unfortunately the U.S. U-20's were knocked out of qualifying by Guatemala, preventing them from advancing to the 2011 FIFA U-20 World Cup in Colombia. In advance of the 2012 Olympic Games, Kitchen was called into U.S. U-23 camp in Duisburg, Germany from 11/7 through 11/16. During that span, Kitchen helped the U-23's to a 3-0 win over VKL Bochum and a 1-1 draw with Bayern Leverkusen's reserves.

2009: Kitchen was captain of the U-17 U.S. National Team residency program and also competed in the 2009 FIFA U-17 World Championship in Nigeria.

COLLEGE EXPERIENCE

2010: During his first and only year with the University of Akron, Kitchen made appearances in all 25 matches as the Zips' starting defensive midfielder. He finished the season with six goals and one assist, including the game-winning goal against Cal State Northridge on 9/7. Kitchen was selected to the Soccer America Freshman First Team and the All-MAC First Team, helping Akron to the 2010 College Cup championship.

HONORS

MLS Rookie of the Year finalist: 2011
D.C. United Defender of the Year: 2011

ACQUIRED

Selected in the first round (3rd overall) of the 2011 MLS SuperDraft on 1/13/11.

2012 D.C. UNITED MEDIA GUIDE

YEAR	TEAM	GP	GS	MIN	G	A	SHT	SOG	FC	FS	OFF	CK	C	E
2011	D.C. United	31	30	2726	1	0	11	2	33	24	0	0	4	0

YEAR	POSTSEASON	GP	GS	MIN	G	A	SHT	SOG	FC	FS	OFF	CK	C	E
2008	Chicago	1	0	5	0	0	0	0	1	0	0	0	0	0

OPPONENT	GP	GS	MIN	G	A	SHT	SOG	FC	FS	OFF	CK	C	E
Chicago	2	2	180	0	0	0	0	1	1	0	0	0	0
Chivas USA	2	2	180	0	0	1	0	1	2	0	0	0	0
Columbus	2	2	180	0	0	0	0	1	2	0	0	0	0
Colorado	1	1	90	0	0	1	0	4	0	0	0	0	0
FC Dallas	2	2	180	0	0	0	0	1	2	0	0	0	0
Houston	2	2	180	0	0	0	0	1	5	0	0	0	0
Sporting KC	2	2	180	0	0	0	0	3	4	0	0	2	0
Los Angeles	1	1	90	0	0	0	0	0	1	0	0	0	0
New England	1	1	90	0	0	1	0	0	0	0	0	0	0
New York	2	2	180	0	0	0	0	2	0	0	0	0	0
Philadelphia	2	2	180	0	0	1	0	5	0	0	0	1	0
Portland	2	2	180	1	0	4	1	1	1	0	0	0	0
Real Salt Lake	2	2	180	0	0	0	0	3	3	0	0	0	0
Seattle	2	2	180	0	0	1	1	4	2	0	0	0	0
San Jose	2	2	180	0	0	1	0	2	0	0	0	0	0
Toronto FC	2	1	116	0	0	0	0	1	1	0	0	0	0
Vancouver	2	2	180	0	0	1	0	3	0	0	0	1	0

MONTH	GP	GS	MIN	G	A	SHT	SOG	FC	FS	OFF	CK	C	E
March	1	1	90	0	0	0	0	1	1	0	0	0	0
April	3	2	206	0	0	0	0	2	2	0	0	0	0
May	4	4	360	1	0	4	2	5	4	0	0	0	0
June	4	4	360	0	0	1	0	4	5	0	0	0	0
July	5	5	450	0	0	1	0	5	0	0	0	0	0
August	4	4	360	0	0	0	0	2	4	0	0	1	0
September	5	5	450	0	0	2	0	8	5	0	0	1	0
October	5	5	450	0	0	3	0	6	3	0	0	2	0

Regular-Season Game Highs:

Goals	1, May 29, 2011, DC at POR
Shots on Goal	1, 2 times, last: May 29, 2011, DC at POR
Shots	2, 2 times, last: Oct. 19, 2011, DC vs. POR
Fouls Committed	4, May 14, 2011, DC vs. COL
Fouls Suffered	3, 2 times, last: Aug. 21, 2011, DC at KC



CHRIS KORB | #22

Position: Defender
Height: 5-9
Weight: 160
DOB: 10-8-87

Hometown: Gates Mills, OH
Birthplace: Gates Mills, OH
College: University of Akron
Previous Club: University of Akron

MLS EXPERIENCE

2011: Korb began his professional career after being selected in the second round (31st overall) in the 2011 MLS SuperDraft on 1/13. The former University of Akron defender started all 12 matches that he played in for United, registering two assists in 1,020 minutes of action during the 2011 MLS season.

COLLEGE EXPERIENCE

2010: During his senior year, Chris Korb started all 25 matches at outside back and was part of a defensive unit that posted 11 shutouts. He logged 2,208 minutes on the field making him third among all UA field players. Korb finished the season with five assists with two coming in consecutive matches. He was named to the All-MAC Second Team.

2009: In his junior year, Korb was a key contributor to Akron's defense that set school records for goals-against-average (0.27) and shutouts (19) while starting all 25 matches. Akron's 19 shutouts is the second highest, single-season total in NCAA history and its GAA and shutout percentage were ranked third all-time. Korb was named to the All-Mid-American Conference First Team and was part of the Top Drawer Soccer National Team of the Week.

2008: Coming back from a leg injury the season before, Korb started all 23 games as part of a defense that led the nation with a 0.45 goals-against-average and also posted 13 shutouts. He scored his first career goal against Hartwick in the MAC Tournament semifinals.

2007: Korb suffered a leg injury during the pre-season and was a medical redshirt, transferring to the University of Akron.

2006: While at Xavier University, Korb appeared in 18 matches, starting in 15 of those matches. He finished the season with two assists on four shot attempts.

ACQUIRED

Selected in the second round (31st overall) of the 2011 MLS SuperDraft on 1/14/11.

YEAR	TEAM	GP	GS	MIN	G	A	SHT	SOG	FC	FS	OFF	CK	C	E
2011	D.C. United	12	12	1020	0	2	0	0	7	9	0	0	0	0
OPPONENT		GP	GS	MIN	G	A	SHT	SOG	FC	FS	OFF	CK	C	E
Chicago		1	1	90	0	0	0	0	2	2	0	0	0	0
Columbus		1	1	90	0	0	0	0	1	1	0	0	0	0
Colorado		1	1	90	0	1	0	0	1	0	0	0	0	0
Sporting KC		1	1	90	0	0	0	0	0	2	0	0	0	0
Los Angeles		2	2	162	0	0	0	0	2	2	0	0	0	0
New England		1	1	90	0	0	0	0	0	1	0	0	0	0
New York		1	1	70	0	0	0	0	0	1	0	0	0	0
Portland		1	1	90	0	0	0	0	0	0	0	0	0	0
San Jose		1	1	68	0	1	0	0	1	0	0	0	0	0
Toronto FC		1	1	90	0	0	0	0	0	0	0	0	0	0
Vancouver		1	1	90	0	0	0	0	0	0	0	0	0	0
MONTH		GP	GS	MIN	G	A	SHT	SOG	FC	FS	OFF	CK	C	E
March		1	1	90	0	0	0	0	0	1	0	0	0	0
April		4	4	322	0	1	0	0	2	2	0	0	0	0
June		2	2	158	0	1	0	0	2	1	0	0	0	0
October		5	5	450	0	0	0	0	3	5	0	0	0	0

Regular-Season Game Highs:

Assists


1, 2 times, last: June 11, 2011, DC vs. SJ

Fouls Committed

2, Oct. 15, 2011, DC vs. CHI

Fouls Suffered

2, 2 times, last: Oct. 22, 2011, DC vs. KC



BRANDON MCDONALD | #4

Position: Defender
Height: 6-1
Weight: 185
DOB: 1-16-86

Hometown: Phoenix, AZ
Birthplace: Phoenix, AZ
College: University of San Francisco
Previous Club: San Jose Earthquakes

MLS EXPERIENCE

2011: Joining United midseason from San Jose, McDonald immediately bolstered United's defensive ranks and went on to start all 18 matches he played in for the Black-and-Red. Prior to his late June arrival, the central defender played in 11 matches (8 starts) for the Earthquakes, logging 695 minutes of action in San Jose. McDonald became an automatic first-team selection for Ben Olsen upon arrival in Washington, and on 8/23 United rewarded him with a new contract. The 25-year-old scored the club's only goal at Vancouver on 10/12 in a 2-1 loss at BC Place. In total, McDonald registered 1,599 minutes of action on United's backline in 18 games.

2010: McDonald featured in 29 regular season matches for the Earthquakes, starting 28 times and registering a total of 2,428 minutes on the field. The hard-nosed defender scored two goals and tallied one assist during the regular season while starting in all three MLS Cup Playoff games for the Earthquakes.

2009: After a stint with the LA Galaxy, McDonald signed with the San Jose Earthquakes on 3/20. McDonald made the most of his time, starting in all 18 MLS games he appeared in. During the regular season, McDonald registered four shots on goal while scoring once and tallying one assist.

2008: After finishing up his collegiate career at the University of San Francisco, McDonald made his MLS debut as a halftime substitute for the LA Galaxy in their season opener against the Colorado Rapids. McDonald made the first start of his career five days later against his future employer, the San Jose Earthquakes. Taken with the 46th pick in the 2008 MLS SuperDraft, McDonald had a productive rookie campaign, appearing in 16 games (10 starts) while tallying one goal and one assist.

COLLEGE EXPERIENCE

2007: As a senior McDonald started 15 games for the Dons, tallying one goal and two assists as a defensive midfielder.

2006: McDonald started all 13 games during his junior season before an injury prematurely ended his season. Following his 2005 form, McDonald scored the game winner against San Diego on 10/8.

2005: McDonald notched three goals and one assist on 40 shots. Having a knack for game-winning performances, McDonald scored the winning goal against Florida International and he set-up the game-winner against St. Mary's.

2004: McDonald's freshman year at San Francisco was his most productive, scoring five goals to accompany three assists. His first career goal came in the form of a penalty kick against No. 1 ranked UC Santa Barbara. McDonald also shared the Stephen Necochea Award for achievement by an underclassman and was selected to the All-WCC Second Team.

INTERNATIONAL EXPERIENCE

2010: McDonald was one of 30 players selected to attend the U.S. National Team training camp in Carson, Calif. ahead of an international friendly with Honduras in January of 2010.

ACQUIRED

Acquired from San Jose Earthquakes in exchange for allocation money on 6/27/11.

YEAR	TEAM	GP	GS	MIN	G	A	SH	SOG	FC	FS	OFF	CK	C	E
2008	Los Angeles	16	10	1036	1	1	12	5	19	11	3	0	4	0
2009	San Jose	18	18	1579	1	1	8	4	14	8	1	0	3	0
2010	San Jose	29	28	2429	1	2	19	4	22	20	1	0	1	1
2011	San Jose	11	8	695	1	0	1	1	7	6	0	0	2	1
	D.C. United	18	18	1599	1	0	9	2	22	7	1	0	4	0
	2011 totals	29	26	2294	2	0	10	3	29	13	1	0	6	1
	Totals	92	82	7338	5	4	49	16	84	52	6	0	14	2


YEAR	POSTSEASON	GP	GS	MIN	G	A	SHT	SOG	FC	FS	OFF	CK	C	E
2010	San Jose	3	3	270	0	0	1	0	2	1	0	0	0	0

OPPONENT	GP	GS	MIN	G	A	SHT	SOG	FC	FS	OFF	CK	C	E
Chicago	7	5	463	0	0	0	0	7	5	0	0	1	0
Chivas USA	7	7	623	1	1	2	1	6	2	0	0	2	0
Columbus	4	4	349	1	0	4	1	8	4	0	0	0	1
Colorado	6	4	457	1	1	3	1	5	1	0	0	1	0
FC Dallas	8	7	674	0	1	7	2	4	3	1	0	0	0
D.C. United	6	4	289	0	0	4	1	4	0	0	0	1	1
Houston	4	3	267	0	0	0	0	4	3	0	0	0	0
Sporting KC	6	6	505	0	0	2	0	5	2	0	0	0	0
Los Angeles	4	4	360	1	0	3	3	1	3	0	0	0	0
New England	4	4	360	0	0	5	1	2	6	1	0	0	0
New York	6	6	499	0	0	5	1	7	5	1	0	2	0
Philadelphia	5	5	422	0	0	1	0	3	1	0	0	2	0
Portland	1	1	90	0	0	4	1	3	0	0	0	1	0
Real Salt Lake	7	5	529	0	0	4	1	9	7	0	0	3	0
Seattle	5	5	405	0	1	1	0	7	3	0	0	0	0
San Jose	2	2	180	0	0	2	1	1	2	0	0	0	0
Toronto FC	8	8	686	0	0	1	1	5	5	3	0	0	0
Vancouver	2	2	180	1	0	1	1	3	0	0	0	1	0

MONTH	GP	GS	MIN	G	A	SHT	SOG	FC	FS	OFF	CK	C	E
March	4	2	270	0	0	1	0	5	3	0	0	1	0
April	12	12	1034	0	0	5	1	9	10	1	0	3	0
May	12	11	947	1	2	14	4	15	12	3	0	2	1
June	7	5	459	0	0	2	0	7	0	0	0	0	0
July	13	13	1123	1	0	7	2	8	8	1	0	1	0
August	12	12	1059	0	0	2	0	12	13	1	0	1	0
September	16	13	1224	0	1	5	1	14	3	0	0	5	0
October	16	14	1222	3	1	13	8	14	3	0	0	1	1

Regular-Season Game Highs:

Goals	1, 5 times, last: Oct. 12, 2011, DC at VAN
Assists	1, 4 times, last: Oct. 20, 2010, SJ vs. CHV
Shots on Goal	2, 2 times, last: July 22, 2010, SJ at LA
Shots	4, Oct. 19, 2011, DC vs. POR
Fouls Committed	5, June 2, 2010, SJ vs. CLB
Fouls Suffered	3, Aug. 21, 2010, SJ vs. LA



KURT MORSINK | #6

Position: Midfielder
Height: 5-10
Weight: 160
DOB: 6-27-84

Hometown: Orlando, FL
Birthplace: San Jose, Costa Rica
College: James Madison University
Previous Club: Kansas City Wizards

MLS EXPERIENCE

2011: Re-signing with United on 1/7, Morsink was recognized by the D.C. United technical staff for his daily work ethic, earning the 2011 Coaches' Award. Limited by an ankle sprain that allowed him to play only two matches (two starts), Morsink battled each day in training, setting the tone for his teammates with consistent dedication and professionalism.

2010: Signing with United on 3/4, Morsink registered 20 games (18 starts) for the Black-and-Red in League play. Morsink was a big part of the team's U.S. Open Cup campaign, playing in four games as a starter. In all competitions, the midfielder played in 27 games (23 starts). Morsink's sole assist of the season came in a charity match against the El Salvador National Team on 6/19.

2009: Morsink played in five games (two starts), accumulating 154 minutes on the field for the Wizards before being waived.

2008: Morsink played in 21 matches (13 starts) for Kansas City, as the midfielder tallied three assists.

2007: A native of San Jose, Costa Rica, Morsink was originally acquired by Kansas City with the 42nd pick in the fourth round of the 2007 MLS SuperDraft. He appeared in 21 games (10 starts), and played in all three of the Wizards' 2007 MLS Cup playoff matches.

COLLEGE EXPERIENCE

2006: As a senior at JMU, Morsink led the Dukes in goals (9), assists (6) and points (24) and ranked among the Colonial Athletic Association leaders in all three categories. He was selected to the All-Colonial Athletic Association first team and NSCAA All-South Atlantic first team.

2005: In his junior year, Morsink started all 20 games JMU played and led team in goals (9), assists (6) and points on his way to being named the Dukes offensive MVP for the second year in a row. He was also selected to the NSCAA All-South Atlantic first team, All-conference first team and All-state first team.

2004: Morsink earned JMU's offensive MVP honors in his second year, scoring nine goals (the most for any Dukes player) and eight assists (tied for most) in 18 games played (all starts). He was named to the NSCAA All-South Atlantic Region first team, All-conference first team and All-state first team.

2003: Morsink played his collegiate career at James Madison University, where as a freshman he set the school record for assists by a freshman and was named Rookie of the Year. He was the team's assist leader (9) and second on team in goals (5) while starting all of the team's 20 games.

HONORS

D.C. United Coaches' Award: 2011

ACQUIRED

Re-signed with D.C. United on 1/7/11.

YEAR	TEAM	GP	GS	MIN	G	A	SH	SOG	FC	FS	OFF	CK	C	E
2007	Kansas City	21	10	895	0	0	10	4	24	18	0	0	7	0
2008	Kansas City	21	13	1215	0	3	16	6	28	25	1	1	5	0
2009	Kansas City	5	2	154	0	0	0	0	2	1	0	0	1	0
2010	D.C. United	20	18	1558	0	0	11	4	20	24	0	0	5	0
2011	D.C. United	2	2	157	0	0	0	0	0	3	0	0	1	0
	Totals	69	45	3979	0	3	37	14	74	71	1	1	19	0


YEAR	POSTSEASON	GP	GS	MIN	G	A	SHT	SOG	FC	FS	OFF	CK	C	E
2007	Kansas City	3	3	252	0	0	3	1	7	5	0	0	0	0

OPPONENT	GP	GS	MIN	G	A	SHT	SOG	FC	FS	OFF	CK	C	E
Chicago	7	7	607	0	0	7	3	12	9	0	1	3	0
Chivas USA	5	2	184	0	0	0	0	3	3	0	0	1	0
Columbus	4	4	304	0	2	4	0	7	4	0	0	2	0
Colorado	6	3	347	0	0	3	1	1	5	0	0	0	0
FC Dallas	5	4	332	0	0	4	2	10	5	0	0	3	0
D.C. United	5	3	223	0	0	3	1	3	8	1	0	2	0
Houston	5	4	338	0	0	2	1	4	5	0	0	2	0
Sporting KC	2	2	180	0	0	0	0	3	7	0	0	2	0
Los Angeles	3	1	113	0	0	3	1	1	0	0	0	0	0
New England	8	4	345	0	0	3	2	6	8	0	0	1	0
New York	7	3	275	0	1	2	0	10	4	0	0	1	0
Philadelphia	2	1	102	0	0	0	0	1	3	0	0	0	0
Real Salt Lake	3	2	214	0	0	1	0	6	5	0	0	0	0
San Jose	2	2	135	0	0	0	0	2	2	0	0	1	0
Toronto FC	5	3	280	0	0	5	3	5	3	0	0	1	0

MONTH	GP	GS	MIN	G	A	SHT	SOG	FC	FS	OFF	CK	C	E
March	3	2	180	0	0	0	0	1	8	0	0	2	0
April	11	8	761	0	0	9	4	13	13	0	1	2	0
May	12	7	564	0	0	4	0	15	13	0	0	2	0
June	7	1	186	0	0	1	0	3	4	0	0	2	0
July	9	5	479	0	3	7	3	7	4	0	0	1	0
August	10	7	554	0	0	4	2	15	12	1	0	5	0
September	9	8	658	0	0	4	2	8	7	0	0	3	0
October	8	7	597	0	0	8	3	12	10	0	0	2	0

Regular-Season Game Highs:

Assists	2, July 17, 2008, KC at CLB
Shots on Goal	2, 2 times, last: Apr. 9, 2008, KC vs. NE
Shots	3, Apr. 9, 2008, KC vs. NE
Fouls Committed	5, Oct. 13, 2007, KC at NY
Fouls Suffered	4, Mar. 27, 2010, DC at KC



ANDY NAJAR | #14

Position: Midfielder
Height: 5-7
Weight: 150
DOB: 3-16-93

Hometown: Choluteca, Honduras
Birthplace: Choluteca, Honduras
College: _____
Previous Club: D.C. United Academy

MLS EXPERIENCE

2011: Following his 2010 MLS Rookie of the Year campaign, there was no sophomore slump for Najar in his second professional season. Equaling his MLS rookie scoring mark of five goals, Najar added a creative element to his game in 2011, providing six assists to United's attack in 31 League matches (28 starts). The 18-year-old scored his first goal of the season at home on 6/11 in a 4-2 loss to San Jose. His most memorable strike came against Philadelphia on 7/2, as the young Honduran blasted a long-range effort from 35 yards to beat Union goalkeeper Faryd Mondragon. In United's 4-1 thumping of Real Salt Lake on 9/24, Najar scored the opening goal of the contest thanks to a splitting through ball from Dwayne De Rosario in the 13th minute. Najar returned the favor nine minutes later, finding De Rosario with a looping cross to give the home side a 2-0 lead. The midfielder scored once more against Philadelphia in a 3-2 loss, this time at PPL Park on 9/29 following a cross-field jaunt on a 30th minute counterattack.

2010: D.C. United signed Youth Academy standout Andy Najar to a Generation adidas contract on 3/22 with the first team. The 17-year-old midfielder was the second player to sign with the senior squad directly from United's Academy, joining goalkeeper Bill Hamid. Najar went on to be United's most influential player in 2010, racking up a team-high seven goals in all competitions along with two assists. Starting the first match of the 2010 season in Kansas City on 3/27, Najar became the ninth youngest player to start an MLS match, and the tenth youngest player to feature in the League. His movement on and off the ball kept opposing defenses off balance, and his knack for scoring timely goals is uncanny. Najar scored his first career goal on 4/28 against FC Dallas in a U.S. Open qualifier, while his first League strike came against Chivas USA on 5/29. Both goals were crucial in hard-fought United victories. In MLS, the gifted midfielder played in 26 of 30 possible matches, starting 22 contests. For his outstanding play he was named 2010 MLS Rookie of the Year, while also claiming multiple club honors. Among the winger's accolades were the 2010 D.C. United Volkswagen MVP, Volkswagen's Fans Choice Award and United's 2010 Golden Boot. Najar, a native of Honduras, is a Green Card holder and is classified as a domestic player on United's roster.

INTERNATIONAL EXPERIENCE

2011: Najar received his long-awaited call-up to the Honduran National Team in September ahead of international friendlies with Colombia and Paraguay. Najar made his Honduran debut at Red Bull Arena on 9/3 as a second half substitute in a 2-0 loss to Colombia. On 9/6 the midfielder returned to home soil, making his first international start in San Pedro Sula against Paraguay, a 3-0 loss for the Hondurans.

OTHER EXPERIENCE

2011: Following the conclusion of the MLS regular season, Najar trained with Barclays Premier League side Tottenham Hotspur for two weeks in North London.

2009: Played right back with United's U-16 team and tallied four goals before moving up to the U-18 side and scoring nine goals as a forward.

YOUTH EXPERIENCE

2009: United States Soccer Federation Development Academy Starting XI. Leading scorer in the U.S. Developmental Academy Finals in Los Angeles. Washington Post All-Met First Team selection at Edison High School in Alexandria after a stellar sophomore season that saw him notch a school-high 22 goals.

HONORS

MLS Rookie of the Year: 2010
D.C. United Volkswagen Most Valuable Player: 2010
Volkswagen Fans' Choice Award: 2010
Volkswagen Goal of the Year: 2010

ACQUIRED

Signed a Generation adidas contract on March 22, 2010, becoming the second D.C. United Academy player to sign with the first team.


YEAR	TEAM	GP	GS	MIN	G	A	SHT	SOG	FC	FS	OFF	CK	C	E
2010	D.C. United	26	22	1983	5	1	36	13	25	25	6	2	6	0
2011	D.C. United	31	28	2522	5	6	57	20	44	38	4	64	2	1
	Totals	57	50	4505	10	7	93	33	69	63	10	66	8	1

OPPONENT	GP	GS	MIN	G	A	SHT	SOG	FC	FS	OFF	CK	C	E
Chicago	4	4	360	0	0	11	1	6	6	0	3	1	0
Chivas USA	4	3	296	1	1	5	4	3	7	1	2	1	0
Columbus	4	4	360	0	0	10	2	5	3	0	2	1	0
Colorado	4	2	226	0	0	2	0	8	1	0	0	1	0
FC Dallas	3	3	234	0	0	3	2	2	5	0	3	0	0
Houston	4	2	255	1	0	4	2	4	4	0	7	1	0
Sporting KC	3	3	225	0	0	4	1	3	2	2	2	0	0
Los Angeles	4	3	288	2	0	6	4	1	4	1	3	0	0
New England	4	3	290	0	0	4	1	4	4	1	8	1	0
New York	3	3	234	0	0	4	0	7	1	0	1	0	0
Philadelphia	3	3	270	2	2	5	3	3	4	0	4	0	0
Portland	2	2	177	0	0	6	1	4	1	0	7	0	0
Real Salt Lake	4	4	351	1	1	9	2	4	5	2	4	1	0
Seattle	4	4	347	0	2	6	4	2	1	1	3	1	0
San Jose	3	3	249	2	1	10	5	5	4	0	13	0	1
Toronto FC	2	2	179	0	0	1	0	4	6	2	0	0	0
Vancouver	2	2	164	1	0	3	1	4	5	0	4	0	0

MONTH	GP	GS	MIN	G	A	SHT	SOG	FC	FS	OFF	CK	C	E
March	3	3	225	0	0	6	1	6	4	0	0	1	0
April	5	1	209	0	0	4	1	2	2	1	0	0	0
May	8	6	505	1	2	6	3	10	3	0	3	0	0
June	7	7	630	1	0	9	6	5	12	1	19	2	0
July	10	10	859	3	2	18	7	16	9	2	20	1	1
August	7	6	557	1	1	7	2	6	9	0	3	1	0
September	9	9	800	4	2	24	10	11	11	4	7	1	0
October	8	8	720	0	0	19	3	13	13	2	14	2	0

Regular-Season Game Highs:

Goals 1, 10 times, last: Sept. 29, 2011, DC at PHI
 Assists 2, May 4, 2011, DC vs. SEA
 Shots on Goal 3, June 11, 2011, DC vs. SJ
 Shots 6, Sept. 24, 2011, DC vs. RSL
 Fouls Committed 4, 4 times, last: Oct. 15, 2011, DC vs. CHI
 Fouls Suffered 4, 3 times, last: Sept. 10, 2011, DC at CHV



CHRIS PONTIUS | #13

Position: Forward
Height: 6-0
Weight: 170
DOB: 5-12-87

Hometown: Yorba Linda, CA
Birthplace: West Covina, CA
College: U. of California-Santa Barbara
Previous Club: U. of California-Santa Barbara

MLS EXPERIENCE

2011: Arguably United's most dynamic player for 2011, Pontius enjoyed a career season until suffering a broken leg on 9/10 at Chivas USA. Prior to that time, the third-year player started all 25 matches that he played in for the Black-and-Red, cementing his position on the left side of United's midfield. In 2,114 minutes of action, Pontius recorded seven goals and five assists. He was named MLS Player of the Week for Week 22 by the North American Soccer Reporters following a two-goal outing against Vancouver Whitecaps FC on 8/13. Ironically, Pontius' best game of the season came just before his darkest moment. At the Home Depot Center on 9/10, Pontius assisted on all three of Charlie Davies' goals against Chivas, showcasing his playmaking abilities in a convincing 3-0 triumph. Unfortunately in the 67th minute, Pontius' season came to a close in a tackle with Chivas defender David Junior Lopes, resulting in a fractured right tibia. He is expected to make a full recovery in time for the 2012 preseason.

2010: The forward scored two goals – both in a 6/10 match at Seattle – in 17 regular season appearances and 13 starts for United, totaling 1,189 minutes played. Only six of Pontius' 25 shots were on goal, but they found the back of the net at a high rate when he put them on frame. Unfortunately, the forward's season was cut short due to a hamstring injury that plagued him for much of the MLS calendar. Pontius underwent successful surgery on 9/21 after appearing in uniform for the last time on 8/28 at Chivas USA.

2009: With the seventh overall pick of the 2009 MLS SuperDraft, D.C. United selected Chris Pontius out of the University of California, Santa Barbara. United fans knew they had a special player on the team after just 62 minutes of the 2009 MLS season when, in D.C.'s season-opener against the LA Galaxy, the rookie scored his first goal as a professional – a beautiful, bending strike to the far post. Pontius, who was used at nearly every offensive position on the field, went on to play in all but two of the team's 30 League games (23 starts), tallying four goals and three assists. In all competitions, his numbers are even more impressive: 40 of a total 44 games played, 31 starts, eight goals, six assists.

INTERNATIONAL EXPERIENCE

2011: Pontius was called into Jurgen Klinsmann's U.S. National Team squad ahead of friendlies against Costa Rica on 9/2 and at Belgium on 9/6. While Pontius made the matchday roster for the Costa Rica game in his native California, the midfielder did not make an appearance in the contest at the Home Depot Center. He was not included in the squad for the team's trip to Brussels.

2010: Pontius was called into a ten-day U.S. National Team training camp in February in preparation for a friendly with El Salvador. Following the camp, he was selected to the preliminary 20-player roster, though he was not included in the final 18-man squad.

COLLEGE EXPERIENCE

2008: During his senior year, Pontius led UCSB with 14 goals. He started each of the team's 22 games and was second on the team in minutes (1,883). Following his senior campaign, Pontius was named as a MAC Hermann Trophy semifinalist, a member of College Soccer News All-American Second Team, to the NSCAA All-American Third Team, and the All-Far West First Team.

2007: In his junior year, Pontius led the Big West conference with 11 goals and was honored as the Big West Offensive Player of the Year. He played in 21 games (19 starts) and was also named to the All-Big West First Team.

2006: Pontius' versatility was on display during his sophomore season, as he played in 23 matches (22 starts). Though he was primarily used as a left midfielder he also saw time both in the defense and as a forward. He scored a goal and contributed two assists.

2005: During his freshman year, Pontius played in 20 of 21 matches, making five starts for the Gauchos. He scored his first career goal against Northwestern, and finished the season with a total of three.

ACQUIRED

Selected in the first round (7th overall) of the 2009 MLS SuperDraft on 1/15/09.

YEAR	TEAM	GP	GS	MIN	G	A	SHT	SOG	FC	FS	OFF	CK	C	E
2009	D.C. United	28	23	2113	4	3	56	23	25	35	12	0	5	0
2010	D.C. United	17	13	1189	2	1	25	6	12	20	5	0	1	0
2011	D.C. United	25	25	2114	7	5	53	20	18	33	3	4	2	0
Totals		70	61	5416	13	9	134	49	55	88	20	4	8	0

OPPONENT	GP	GS	MIN	G	A	SHT	SOG	FC	FS	OFF	CK	C	E
Chicago	5	4	327	0	0	4	1	2	11	1	1	0	0
Chivas USA	5	4	310	0	3	4	2	7	5	0	0	1	0
Columbus	3	3	270	0	0	11	5	0	9	1	0	0	0
Colorado	4	4	335	1	0	7	5	3	6	3	0	0	0
FC Dallas	5	4	381	0	0	9	2	4	8	2	0	0	0
Houston	5	4	405	1	0	14	4	4	7	0	1	2	0
Sporting KC	5	5	405	0	0	5	1	4	6	1	0	0	0
Los Angeles	5	4	336	1	0	12	7	3	4	3	1	0	0
New England	6	6	521	0	0	14	2	8	5	2	0	1	0
New York	5	5	439	1	1	8	2	3	3	2	0	0	0
Philadelphia	2	2	180	0	0	7	2	1	2	1	0	0	0
Portland	1	1	90	1	1	1	1	1	1	0	0	0	0
Real Salt Lake	5	3	348	0	1	7	2	3	7	1	0	0	0
Seattle	5	4	347	3	1	10	4	5	3	0	0	1	0
San Jose	5	5	449	0	2	15	4	3	5	3	0	1	0
Toronto FC	3	2	196	3	0	4	3	2	6	0	0	2	0
Vancouver	1	1	77	2	0	2	2	2	0	0	1	0	0

MONTH	GP	GS	MIN	G	A	SHT	SOG	FC	FS	OFF	CK	C	E
March	5	5	450	1	0	11	6	1	6	4	0	0	0
April	12	12	1004	3	2	25	7	8	12	4	0	1	0
May	12	9	776	3	1	18	8	15	12	3	0	2	0
June	11	11	981	4	1	33	14	10	21	3	2	2	0
July	13	12	1037	0	1	25	6	6	12	3	0	0	0
August	10	6	612	2	0	9	4	8	14	0	2	1	0
September	5	4	376	0	4	9	2	4	9	3	0	1	0
October	2	2	180	0	0	4	2	3	2	0	0	1	0

Regular-Season Game Highs:

Goals	2, 3 times, last: Aug. 13, 2011, DC vs. VAN
Assists	3, Sept. 10, 2011, DC at CHV
Shots on Goal	3, May 14, 2011, DC vs. COL
Shots	5, 3 times, last: July 2, 2011, DC vs. PHI
Fouls Committed	3, 4 times, last: June 3, 2011, DC at LA
Fouls Suffered	5, 2 times, last: July 4, 2009, DC at CLB



ROBBIE RUSSELL | #3

Position: Defender
Height: 6-2
Weight: 205
DOB: 7-16-79

Hometown: Amherst, MA
Birthplace: Accra, Ghana
College: Duke University
Previous Club: Real Salt Lake

MLS EXPERIENCE

2011: In his fourth campaign with Real Salt Lake, the veteran fullback enjoyed a successful 2011 MLS Regular Season in which he started 22 of the 26 matches he played, netting two assists in 1,809 minutes of action. Russell went on to play in three matches (three starts) in the 2011 MLS Cup Playoffs before his team fell to eventual-champion LA Galaxy.

2010: Russell started 29 of 31 appearances for RSL, tallying one goal and six assists in 2,642 minutes played across League and Cup competitions. The Ghana-born player was part of a defensive unit that led the charge in helping RSL allow only 20 goals all season, beating the previous record of 23 goals allowed set by the 2007 Houston squad. Russell's five assists in MLS were the most in his three seasons on the Wasatch Front. Despite his strong defensive presence, Russell committed only eight fouls and was not shown a caution across his 22 MLS League appearances. He rounded out the year starting both legs of RSL's Western Conference Semifinal series against FC Dallas.

2009: The versatile veteran plied his trade at right back, center back and holding midfield, notching two assists in 19 matches (18 starts). Russell answered the call in postseason, starting all four of RSL's contests en route to claiming the club's first MLS Cup crown. After a sturdy 120-minute performance on the backline, he stepped up to convert the championship-clinching spot kick in the seventh round of penalties against the LA Galaxy on 11/22, giving RSL a 5-4 shootout win and its first MLS Cup title in Seattle.

2008: Russell was one of five players with European club experience on the RSL roster after signing from Danish side Viborg FF on 7/25. He showed his versatility by playing as a fullback, right midfielder and center back during his 11 MLS regular season appearances (7 starts). Russell made his MLS debut on 7/28 with a 17-minute appearance off the bench against Toronto FC in a 2-1 win. The veteran started in two of RSL's three MLS Cup Playoff appearances, registering two assists in 207 postseason minutes.

OTHER EXPERIENCE

2006-2008: Played in 31 contests for Viborg FF of the Danish Superligaen (First Division) in two seasons with the club. He was a regular first-choice selection for Viborg in 2006-2007, when he played in 26 contests. However, injuries limited Russell to only five appearances during the 2007-2008 campaign.

2004-2006: Made 13 appearances in three seasons for Rosenborg BK in the Norwegian First Division. Russell became a starter at right back during the 2004 championship season, logging nine appearances in league competition and four more during UEFA Champions League, making the short list of American players competing in the prestigious competition at the time. He earned starts on 10/20 at home against PSV Eindhoven and on 11/2 on the road to PSV. Injuries and a coaching change saw his playing time decrease during the latter half of his Rosenborg stint, as he made only two league appearances in both the 2005 and 2006 Tippeligaen seasons.

2001-2004: Russell four goals in 63 league appearances for Norwegian First Division side Sogndal I.L., establishing himself as one of the Tippeligaen's best right backs during his tenure with the club. He played five contests during the 2001 campaign, followed by 24 appearances in both the 2002 and 2003 seasons, scoring one goal each year. Russell tallied two goals during the first half of the 2004 season before being sought out by Rosenborg.

2000: Russell's first steps into the European football scene came during an amateur stint with Icelandic First Division side Breidablik. He made 12 appearances in Iceland during the summer prior to his senior campaign at Duke.

COLLEGE EXPERIENCE

1997-2000: Russell was a standout at Duke University, tallying 12 goals and 21 assists while starting 73 of his 75 games with the Blue Devils. A key member of the 1999 ACC Championship squad, Russell was named a Second Team All-American following his junior and senior seasons, and was also a member of All-ACC Teams during each of his four seasons in Durham, serving as team captain during two seasons.

PERSONAL

Born in Accra, Ghana, Russell has lived in four continents (Africa, Asia, North America and Europe). He moved to the United States with his family as a teenager, settling in Amherst, Mass.

HONORS

MLS Cup: 2009
Norwegian Tippeligaen (First Division): 2004

ACQUIRED

Obtained on 11/23/11 from Real Salt Lake in exchange for a 2013 MLS SuperDraft third round selection.

YEAR	TEAM	GP	GS	MIN	G	A	SHT	SOG	FC	FS	OFF	CK	C	E
2008	Real Salt Lake	11	7	683	0	0	6	2	6	3	1	0	1	0
2009	Real Salt Lake	19	18	1552	0	2	15	3	21	7	0	0	5	1
2010	Real Salt Lake	22	21	1915	1	5	9	6	8	8	0	0	0	0
2011	Real Salt Lake	26	22	1809	0	2	8	1	17	10	0	0	4	0
	Totals	78	68	5959	1	9	38	12	52	28	1	0	10	1

YEAR	POSTSEASON	GP	GS	MIN	G	A	SHT	SOG	FC	FS	OFF	CK	C	E
2008	Real Salt Lake	3	2	207	0	2	3	1	4	4	0	0	0	0
2009	Real Salt Lake	4	3	340	0	0	1	1	5	1	0	0	0	0
2010	Real Salt Lake	2	2	146	0	0	0	0	1	1	0	0	0	0
2011	Real Salt Lake	3	3	250	0	0	3	2	3	2	0	0	0	0
	Totals	12	10	943	0	2	7	4	13	8	0	0	0	0

OPPONENT	GP	GS	MIN	G	A	SHT	SOG	FC	FS	OFF	CK	C	E
Chicago	3	3	225	0	0	0	0	2	1	0	0	1	0
Chivas USA	5	4	332	0	0	0	0	2	0	0	0	0	0
Columbus	6	5	431	0	0	6	1	8	3	0	0	1	0
Colorado	6	4	431	0	0	2	0	4	2	0	0	1	1
FC Dallas	5	5	370	0	1	1	1	1	2	0	0	1	0
D.C. United	4	3	275	0	0	0	0	3	1	0	0	1	0
Houston	8	7	650	0	0	3	0	4	1	1	0	1	0
Sporting KC	6	4	427	1	2	5	3	7	1	0	0	1	0
Los Angeles	4	4	333	0	0	3	3	2	2	0	0	0	0
New England	6	6	495	0	3	5	2	4	5	0	0	0	0
New York	7	7	579	0	0	4	1	5	3	0	0	1	0
Philadelphia	2	2	146	0	0	1	0	2	0	0	0	2	0
Portland	1	1	90	0	0	2	0	0	0	0	0	0	0
Seattle	3	3	256	0	1	1	1	1	1	0	0	0	0
San Jose	6	6	540	0	0	3	0	5	4	0	0	0	0
Toronto FC	5	4	348	0	2	1	0	1	2	0	0	0	0
Vancouver	1	0	31	0	0	1	0	1	0	0	0	0	0

MONTH	GP	GS	MIN	G	A	SHT	SOG	FC	FS	OFF	CK	C	E
March	2	2	153	0	0	0	0	2	2	0	0	0	0
April	7	7	630	0	2	6	2	6	7	0	0	1	0
May	13	12	1055	1	0	5	3	12	4	0	0	3	0
June	11	8	721	0	2	4	1	3	4	0	0	3	1
July	11	10	763	0	2	6	2	8	3	0	0	1	0
August	13	11	1041	0	2	7	3	8	3	1	0	0	0
September	11	10	856	0	0	5	0	9	3	0	0	1	0
October	10	8	740	0	1	5	1	4	2	0	0	1	0

Regular-Season Game Highs:

Goals	1, May 29, 2010, RSL vs. KC
Assists	2, 2 times, last: June 25, 2011, RSL vs. TOR
Shots on Goal	2, July 2, 2010, RSL vs. NE
Shots	2, 8 times, last: Oct. 22, 2011, RSL vs. POR
Fouls Committed	4, May 16, 2009, RSL vs. KC
Fouls Suffered	2, 5 times, last: Sept. 21, 2011, RSL at NY



HAMDI SALIHI | #9

Position: Forward
Height: 6-1
Weight: 170
DOB: 1-19-84

Hometown: Shkoder, Albania
Birthplace: Shkoder, Albania
College: _____
Previous Club: Rapid Vienna (Austria)

OTHER PROFESSIONAL EXPERIENCE

2006-11: Midway through the 2006-07 campaign, Salihi moved to SV Ried of Austria's Bundesliga, tallying six goals in 16 games with his new side. During the next two full campaigns, he notched 30 goals in 65 matches (all competitions). Salihi began the 2009-10 campaign with SV Ried and scored two goals in seven matches before a mid-season move to Rapid Vienna. Over 31 total matches (all competitions) with his new side, he scored 17 goals. The 2010-11 season saw Salihi tally 25 goals in 44 matches (all competitions). During the first half of the team's 2011-12 campaign, he scored 11 goals in 15 matches (all competitions). In three total years with Rapid Vienna, he tallied 53 goals in 90 total matches (all competitions). While at Rapid Vienna, Salihi was a teammate of current D.C. United midfielder Branko Boskovic.

2005-06: In 2005, Salihi moved to Panionios in Athens Greece. He played in just six matches before returning to Albania to join KF Tirana prior to the 2005-06 season. He captured the Golden Boot as the league's top scorer, helping his team to the National Cup – the Albanian Superliga championship. Two campaigns with Tirana saw Salihi tally an impressive 42 goals in 52 matches (all competitions).


2002-04: The Albanian forward's career began with his hometown side KS Vllaznia Shkodër in 2002. Over three campaigns with the team, Salihi tallied 30 goals in 53 matches (all competitions).

INTERNATIONAL EXPERIENCE

Salihi has also been an important part of the Albanian National Team, scoring nine goals in 37 senior team matches. In 2011, he had his best year to date with Albania, tallying three goals in ten international games.

ACQUIRED

Signed on 2/2/12 as a Designated Player.



MAICON SANTOS | #29

Position: Forward
 Height: 6-1
 Weight: 186
 DOB: 4-18-84

Hometown: Paracambi, Brazil
 Birthplace: Paracambi, Brazil
 College: _____
 Previous Club: FC Dallas

MLS EXPERIENCE

2011: After being traded to FC Dallas on August 2, Santos played 11 matches (nine starts), tallying two goals and one assist in 726 minutes of action. The Brazilian forward came in as a substitute in the playoffs, playing the last 17 minutes of Dallas' last match. Prior to his trade, Santos scored six goals and one assist for Toronto FC. The experienced attacker started 15 of 19 matches played with the Reds, registering 1,248 minutes on the field.

2010: In his first season with Toronto FC, Santos played 13 games (10 starts) for the Reds, registering four goals and two assists in 927 minutes of action. The Brazilian scored his first goal for Toronto in the Carlsberg Cup against Bolton Wanderers on July 21. Before joining the Canadian side, Santos played nine matches (three starts) for Chivas USA, contributing one goal during his second season with the Goats.

2009: Santos made his MLS debut with Chivas USA just one day after signing with the club, assisting on the second goal in a 2-0 victory against his future club Toronto FC. He started eight of ten contests played with Chivas during the MLS Regular Season, scoring one goal and one assist. Santos started both of Chivas' matches in the MLS Cup Playoffs, scoring a goal in the first leg against the LA Galaxy.

OTHER EXPERIENCE

2008-09: Santos played for Israeli Premier League clubs Hapoel Kiryat Shomna and Bnei Sakhnin. He appeared in two UEFA Cup (currently known as Europa League) matches and three Toto Cup (Israel) contests, scoring one goal for Hapoel Kiryat Shomna. Santos then moved to Bnei Sakhnin, making ten Israeli league appearances and scoring three goals in two Toto Cup matches. He also spent a brief period with Brazilian club Bonsucesso before being acquired by Chivas USA.

2006-07: Santos played for Tunisian side Étoile Sportive du Sahel, spending one season on loan at Libyan club Al-Nasr Benghazi.

2005: The Paracambi native made his professional debut with Rio de Janeiro side Madureira Esporte Clube of the Campeonato Brasileiro Série C.

ACQUIRED

Signed on 1/18/12.

2012 D.C. UNITED MEDIA GUIDE

YEAR	TEAM	GP	GS	MIN	G	A	SHT	SOG	FC	FS	OFF	CK	C	E
2009	Chivas USA	10	8	670	1	1	23	10	5	9	8	0	3	0
2010	Chivas USA	9	3	258	1	0	8	4	4	1	3	0	0	0
	Toronto FC	13	10	927	4	2	27	12	17	8	14	0	2	0
	2010 totals	22	13	1185	5	2	35	16	21	9	17	0	2	0
2011	Toronto FC	19	15	1248	6	1	52	14	20	16	8	0	0	0
	FC Dallas	11	9	726	2	1	40	11	11	12	8	0	0	0
	2011 totals	30	24	1974	8	2	92	25	31	28	16	0	0	0
	Totals	62	45	3829	14	5	150	51	57	46	41	0	5	0


YEAR	POSTSEASON	GP	GS	MIN	G	A	SHT	SOG	FC	FS	OFF	CK	C	E
2009	Chivas USA	2	2	161	1	0	5	2	2	0	2	0	0	0
2011	FC Dallas	1	0	17	0	0	2	1	0	0	0	0	0	0
	Totals	3	2	178	1	0	7	3	2	0	2	0	0	0

OPPONENT	GP	GS	MIN	G	A	SHT	SOG	FC	FS	OFF	CK	C	E
Chicago	5	1	168	2	0	8	2	1	3	1	0	0	0
Chivas USA	3	3	236	0	1	10	4	4	3	4	0	0	0
Columbus	3	2	158	1	0	3	2	2	4	0	0	0	0
Colorado	3	1	142	0	0	4	1	4	2	1	0	0	0
FC Dallas	4	1	172	1	0	7	2	5	2	2	0	0	0
D.C. United	4	4	298	1	0	9	2	3	3	4	0	0	0
Houston	6	4	259	1	0	6	3	5	1	4	0	2	0
Sporting KC	4	4	314	1	0	14	4	4	2	3	0	0	0
Los Angeles	4	3	281	0	1	14	3	4	2	1	0	0	0
New England	4	3	214	1	0	12	5	3	4	1	0	0	0
New York	3	3	238	0	0	12	4	2	2	4	0	0	0
Philadelphia	3	2	207	3	0	12	5	2	4	4	0	0	0
Portland	1	1	68	0	0	3	2	2	0	0	0	0	0
Real Salt Lake	3	3	243	1	0	8	4	3	2	2	0	0	0
Seattle	5	5	405	0	1	12	2	7	8	1	0	2	0
San Jose	4	3	260	1	0	11	3	6	2	6	0	1	0
Toronto FC	1	1	65	0	1	3	1	0	2	2	0	0	0
Vancouver	2	1	101	1	1	2	2	0	0	1	0	0	0

MONTH	GP	GS	MIN	G	A	SHT	SOG	FC	FS	OFF	CK	C	E
March	2	2	158	1	1	4	3	2	0	1	0	0	0
April	8	7	468	0	0	11	2	5	5	3	0	0	0
May	10	3	370	5	0	21	8	7	5	5	0	0	0
June	6	5	430	1	0	21	4	8	6	2	0	0	0
July	6	3	332	1	0	11	4	5	1	5	0	0	0
August	8	8	650	2	3	30	11	6	12	5	0	0	0
September	10	9	726	2	0	32	11	10	6	10	0	2	0
October	12	8	695	2	1	20	8	14	11	10	0	3	0

Regular-Season Game Highs:

Goals	2, May 28, 2011, TOR vs. PHI
Assists	1, 5 times, last: Aug. 6, 2011, DAL at LA
Shots on Goal	3, 3 times, last: Sept. 10, 2011, DAL at NE
Shots	10, Aug. 27, 2011, DAL at KC
Fouls Committed	4, Oct. 2, 2010, TOR at SEA
Fouls Suffered	5, Aug. 20, 2011, DAL vs. SEA



MARCELO SARAGOSA | #11

Position: Midfielder
Height: 6-0
Weight: 175
DOB: 1-11-82

Hometown: Sao Paulo, Brazil
Birthplace: Campo Grande, Brazil
College: _____
Previous Club: Ravan Baku (Azerbaijan)

MLS EXPERIENCE

Saragosa's career began in his native Brazil when he joined the youth side of Portuguesa at just 12-years old. A year later, he moved to Sao Paulo's youth team. The 5'11" midfielder made his first team debut as an 18-year old, but only made a handful of first team appearances between 2000-2003.

In 2004, Saragosa went on loan to the LA Galaxy, where he played in 26 matches (24 starts) and notched an assist in his first MLS season. He also started three MLS Cup playoff games, before returning to Sao Paulo.

Saragosa spent the first half of 2005 on loan at Nautico (Brazil), before he was permanently acquired by LA in August. He played in four matches (two starts) during the regular season before playing in two MLS Cup playoffs matches as the Galaxy claimed the MLS Cup.

2006 saw Saragosa start each of the ten matches he played in during the early part of the season, before he was traded to FC Dallas. While with Dallas, he played in seven matches (two starts) and scored one goal. In 2007, Saragosa played in 13 games (ten starts) with Dallas, notching two assists. In his third season in Dallas, the midfielder started 23 of the 25 matches he played in, as he scored a goal and dished out two assists.

In 2009, Saragosa began the season with FC Dallas, playing in nine matches (eight starts), notching one assist, before he was traded to Chivas USA in July. Back in LA, he played in eight games (seven starts). In his only full season with Chivas USA, Saragosa played in 14 matches (nine starts), registering one assist during the 2010 campaign.

Saragosa left MLS following the 2010 season and spent two seasons in the Azerbaijan first division, first with FC Absheron and then with Ravan Baku.

OTHER EXPERIENCE

2008-09: Santos played for Israeli Premier League clubs Hapoel Kiryat Shomna and Bnei Sakhnin. He appeared in two UEFA Cup (currently known as Europa League) matches and three Toto Cup (Israel) contests, scoring one goal for Hapoel Kiryat Shomna. Santos then moved to Bnei Sakhnin, making ten Israeli league appearances and scoring three goals in two Toto Cup matches. He also spent a brief period with Brazilian club Bonsucesso before being acquired by Chivas USA.

2006-07: Santos played for Tunisian side Étoile Sportive du Sahel, spending one season on loan at Libyan club Al-Nasr Benghazi.

2005: The Paracambi native made his professional debut with Rio de Janeiro side Madureira Esporte Clube of the Campeonato Brasileiro Série C.

ACQUIRED

Signed on 1/18/12.

2012 D.C. UNITED MEDIA GUIDE

YEAR	TEAM	GP	GS	MIN	G	A	SHT	SOG	FC	FS	OFF	CK	C	E
2004	Los Angeles	26	24	2123	0	1	9	1	62	60	0	0	6	0
2005	Los Angeles	4	2	256	1	0	1	1	4	7	0	0	0	0
2006	Los Angeles	10	10	822	0	0	5	2	35	15	0	0	4	0
	FC Dallas	7	3	291	0	0	2	0	13	8	0	0	0	0
	2006 totals	17	13	1113	0	0	7	2	48	23	0	0	4	0
2007	FC Dallas	13	10	800	0	2	3	1	33	17	0	0	4	1
2008	FC Dallas	25	23	1809	1	2	14	4	41	34	1	0	8	1
2009	FC Dallas	9	8	616	0	1	2	1	13	13	0	0	3	1
	Chivas USA	8	7	656	0	0	3	1	20	6	0	0	2	1
	2009 totals	17	15	1272	0	1	5	2	33	19	0	0	5	2
2010	Chivas USA	14	9	823	0	1	5	2	17	9	0	0	2	0
	Totals	116	96	8196	2	7	44	13	238	169	1	0	29	4


YEAR	POSTSEASON	GP	GS	MIN	G	A	SHT	SOG	FC	FS	OFF	CK	C	E
2004	Los Angeles	3	3	242	0	0	2	1	8	7	0	0	0	0
2005	Los Angeles	2	1	41	0	0	0	0	3	1	0	0	0	0
2006	FC Dallas	2	0	57	0	0	0	0	5	1	0	0	1	0
2009	Chivas USA	1	1	90	0	0	0	0	1	0	0	0	1	0
	Totals	8	5	430	0	0	2	1	17	9	0	0	2	0

OPPONENT	GP	GS	MIN	G	A	SHT	SOG	FC	FS	OFF	CK	C	E
Chicago 8	6	488	0	0	2	2	12	7	0	0	2	0	0
Chivas USA	7	6	431	0	0	4	1	17	10	0	0	2	0
Columbus	7	5	430	0	1	3	2	11	9	0	0	1	1
Colorado	12	9	810	0	1	5	3	22	16	0	0	3	0
FC Dallas	6	5	470	0	1	2	0	6	17	0	0	0	0
D.C. United	9	9	810	0	1	4	1	22	16	0	0	3	0
Houston 10	7	725	0	0	2	0	26	12	0	0	5	0	0
Kansas City	8	6	601	1	0	3	1	18	8	0	0	0	0
Los Angeles	6	5	332	0	0	0	0	9	4	0	0	1	1
New England	8	5	432	0	0	3	0	16	10	0	0	2	0
New York	9	8	712	0	0	5	1	21	16	0	0	2	0
Real Salt Lake	10	9	743	1	2	4	1	26	15	0	0	4	1
Seattle 2	2	161	0	1	0	0	5	2	0	0	1	1	1
San Jose	9	9	706	0	0	6	1	15	18	0	0	2	0
Toronto FC	5	5	345	0	0	1	0	12	9	1	0	1	0

MONTH	GP	GS	MIN	G	A	SHT	SOG	FC	FS	OFF	CK	C	E
March	2	2	152	0	0	1	1	2	3	0	0	0	0
April	14	11	933	0	0	7	0	34	14	0	0	3	0
May	25	19	1696	0	3	8	1	45	38	0	0	7	1
June	24	23	1940	0	1	7	4	61	51	0	0	9	0
July	10	8	621	0	1	6	1	14	8	0	0	2	0
August	15	13	1121	0	1	6	2	36	17	0	0	6	1
September	14	10	932	1	1	2	2	21	24	0	0	1	1
October	12	10	801	1	0	7	2	25	14	1	0	1	1

Regular-Season Game Highs:

Goals	1, 2 times, last: Oct. 18, 2008, DAL at RSL
Assists	1, 7 times, last: May 22, 2010, CHV vs. RSL
Shots on Goal	1, 13 times, last: June 5, 2010, CHV at NY
Shots	4, Oct. 2, 2008, DAL vs. SJ
Fouls Committed	6, 2 times, last: Apr. 7, 2007, DAL at RSL
Fouls Suffered	7, June 23, 2004, LA vs. MET



CONOR SHANOSKY | #17

Position: Midfielder
 Height: 6-4
 Weight: 185
 DOB: 12-13-91

Hometown: Sterling, VA
 Birthplace: Pittsburgh, PA
 College: _____
 Previous Club: D.C. United Academy

MLS EXPERIENCE


2010: Conor Shanosky joined United's senior squad on 8/16 but did not play in a regular season game in 2010. The Potomac Falls high school product rose from within D.C.'s Academy and joined Bill Hamid and Andy Najar on the Black-and-Red's growing list of fresh faces that started their United experience at the youth level. Shanosky will be eligible for selection in first team matches in the 2011 MLS season.

INTERNATIONAL EXPERIENCE

2010: Shanosky captained United's U-18 side in 2010 and, for his efforts, was called into Thomas Rongen's United States Under-20 side for the Milk Cup in Northern Ireland. The United States defeated the host nation in this prestigious competition, with Shanosky starting the first two matches of the tournament against China and Norway. In the Milk Cup final, Shanosky came on as a substitute and made his impact felt in the United States' triumph. United States U-18 Head Coach and former United boss Rongen has routinely called upon Shanosky through the midfielder's ascension in United's Academy.

ACQUIRED

Signed with D.C. United on 8/16/10.



ETHAN WHITE | #15

Position: Defender
Height: 6-0
Weight: 183
DOB: 1-1-90

Hometown: Kensington, MD
Birthplace: Kensington, MD
College: University of Maryland
Previous Club: University of Maryland

MLS EXPERIENCE

2011: Making an immediate impact during his first professional season, homegrown product Ethan White contributed heavily to United's defensive efforts in 2011, playing in 24 MLS matches (21 starts), logging 1,928 minutes on the pitch. White scored his first professional goal on 9/21 in a 2-2 draw with Chivas USA. Used primarily as a center back, White quickly became known for his bruising style of play, adapting quickly to MLS' physical standards.

COLLEGE EXPERIENCE

2010: White built upon his freshman success in 2010 by starting 20 matches for Maryland, missing three contests through injury. From his center back position, White led Maryland into the NCAA Tournament with shutout wins over Penn and Penn State before losing to the University of Michigan to exit the tourney. White helped the Terps equal the program-best mark of 15 shutouts in a season, and the defender was named to the All-ACC Second Team.

2009: A native of Kensington, Md., White was a stalwart defender for United's U-18 Academy side

before joining the Maryland Terrapins. As a freshman in 2009, White was one of only three players to start all 23 matches for Maryland. He was second on the team in minutes played (2,003), and for his efforts he was named to the All-ACC Freshman Team following his first season.

INTERNATIONAL EXPERIENCE

2011: White was called into Caleb Porter's first United States U-23 camp in Duisburg, Germany between 11/7 and 11/16 alongside fellow United rookie Perry Kitchen.

2010: Part of the United States Youth National Team player pool, White was named to Thomas Rongen's U.S. U-20 side in 2010. This included a call-up for the prestigious Milk Cup in Northern Ireland. At this tournament the United States defeated Northern Ireland to claim the trophy, with White featuring alongside fellow United Academy product Conor Shanosky.

ACQUIRED

Signed on 12/14/10 as a Homegrown Player.

YEAR	TEAM	GP	GS	MIN	G	A	SHT	SOG	FC	FS	OFF	CK	C	E
2011	D.C. United	24	21	1928	1	0	6	4	14	1	2	0	3	0
OPPONENT	GP	GS	MIN	G	A	SHT	SOG	FC	FS	OFF	CK	C	E	
Chivas USA	2	2	180	1	0	1	1	3	0	0	0	0	0	
Colorado	1	1	90	0	0	0	0	0	0	0	0	0	0	
FC Dallas	2	2	180	0	0	0	0	1	0	0	0	1	0	
Houston	2	1	119	0	0	0	0	1	0	0	0	0	0	
Sporting KC	1	1	90	0	0	0	0	0	0	0	0	0	0	
Los Angeles	2	2	180	0	0	0	0	3	0	1	0	1	0	
New England	1	1	90	0	0	0	0	0	0	0	0	0	0	
New York	1	1	90	0	0	0	0	1	0	0	0	0	0	
Philadelphia	2	2	180	0	0	1	0	0	0	0	0	0	0	
Portland 2	2	2	179	0	0	1	1	2	0	0	0	0	0	
Real Salt Lake	2	2	180	0	0	0	0	1	0	0	0	0	0	
Seattle	2	2	168	0	0	1	1	1	0	0	0	1	0	
San Jose	2	1	91	0	0	0	0	1	1	1	0	0	0	
Toronto FC	2	1	111	0	0	2	1	0	0	0	0	0	0	
MONTH	GP	GS	MIN	G	A	SHT	SOG	FC	FS	OFF	CK	C	E	
April	3	2	209	0	0	0	0	2	0	1	0	0	0	
May	4	4	360	0	0	2	2	3	0	0	0	1	0	
June	4	4	360	0	0	0	0	3	1	1	0	1	0	
July	5	4	361	0	0	0	0	2	0	0	0	1	0	
August	1	0	21	0	0	2	1	0	0	0	0	0	0	
September	5	5	438	1	0	2	1	4	0	0	0	0	0	
October	2	2	179	0	0	0	0	0	0	0	0	0	0	

Regular-Season Game Highs:

Goals: 1, Sept. 21, 2011, DC vs. CHV
Shots on Goal: 1, 4 times, last: Sept. 21, 2011, DC vs. CHV
Shots: 2, Aug. 6, 2011, DC vs. TOR
Fouls Committed: 2, 3 times, last: Sept. 21, 2011, DC vs. CHV
Fouls Suffered: 1, June 11, 2011, DC vs. SJ



JOE WILLIS | #31

Position: Goalkeeper
Height: 6-5
Weight: 190
DOB: 8-10-88

Hometown: St. Louis, MO
Birthplace: St. Louis, MO
College: University of Denver
Previous Club: University of Denver

PROFESSIONAL EXPERIENCE

2011: Willis made his MLS debut on 8/13 in the 4-0 win against expansion side Vancouver Whitecaps FC. The University of Denver graduate had a memorable first outing for the Black-and-Red, recording six saves and earning his first career win and shutout. Willis played three matches (three starts) for United, registering one shutout and 12 saves in 270 minutes of action during the 2011 MLS season.

COLLEGE EXPERIENCE

2010: Joe Willis started 12 games for the University of Denver Pioneers his senior season, recording four shutouts. He made 64 saves for a 0.877 save percentage. He also faced 203 shots, allowing only nine goals for a 0.72 goals against average. To cap off his season, Willis was named All-MPSF.

2009: During his junior year, Willis led the Pioneers by playing in 19 games and recording four shutouts, compiling a 0.737 save percentage. He was named MPSF Player of the Week for the week of September 28, as well as being named to the Big West Challenge All-Tournament Team and the All-MPSF First Team.

2008: Willis' sophomore season saw him start 15 games, making 71 saves while only allowing 17 goals for a 0.807 save percentage. He finished the season with a 1.18 goals against average. Willis was named team MVP, as well as being named to the All-MPSF First Team and the NSCAA Division I Men's Soccer Far West All-Region Third Team. 2007: Willis redshirted the 2007 campaign. 2006: Willis started five games and compiled a 3-1-1 record with three shutouts and only allowed three goals as a freshman.

OTHER EXPERIENCE

Willis played club soccer for St. Louis Scott Gallagher, where he led his team to three consecutive state championships between 2004 and 2006. He also played in the USL Premier Development League with the Real Colorado Foxes.


ACQUIRED

Selected in the third round (50th overall) of the 2011 MLS SuperDraft on 1/13/11.

YEAR	TEAM	GP	GS	MIN	SOG	SV	SHO	GA	GAA	PK	PKA	W	L	T
2011	D.C. United	3	3	270	16	12	1	4	1.33	0	0	1	2	0
OPPONENT		GP	GS	MIN	SOG	SV	SHO	GA	GAA	PK	PKA	W	L	T
	Vancouver	1	1	90	5	5	1	0	0.00	0	0	1	0	0
	Seattle	1	1	90	7	4	0	3	3.00	0	0	0	1	0
	Sporting KC	1	1	90	4	3	0	1	1.00	0	0	0	1	0
MONTH		GP	GS	MIN	SOG	SV	SHO	GA	GAA	PK	PKA	W	L	T
	August	2	2	180	9	8	1	1	0.50	0	0	1	1	0
	September	1	1	90	7	4	0	3	3.00	0	0	0	1	0

Regular-Season Game Highs:

Goals Allowed 3, Sept. 17, 2011, DC at SEA
Saves 5, Aug. 13, 2011, DC vs. VAN



JOSH WOLFF | #16

Position: Forward
Height: 5-9
Weight: 160
DOB: 2-5-77

Hometown: Atlanta, GA
Birthplace: Stone Mountain, GA
College: University of South Carolina
Previous Club: Sporting Kansas City

MLS EXPERIENCE

2011: At the tender age of 34, Wolff put together one of his finest professional campaigns in his first season with D.C. United. Setting a single-season career-high in games played (30), the veteran striker started 23 matches for Ben Olsen's side, adding five goals and seven assists. He finished the campaign tied for the team lead in assists with MLS MVP Dwayne De Rosario, his best total in that category since 2005. Wolff notched United's first goal of the season on 3/19 against Columbus, and he played a major role in the club's 2-1 home win over Seattle on 5/4 by providing the opening strike and an assist on Charlie Davies' goal. He scored the game-tying goal on 8/18 at Toyota Park against his former club, earning United a 1-1 draw in Chicago.

2010: After a career season in 2009, Wolff scored two goals and recorded three assists in his final campaign in Kansas City. The veteran forward saw action in 25 matches, earning the starting nod in 16 contests for the Wizards.

2009: In his 2009 campaign with the Kansas City Wizards, Wolff led his club in goals (11) for the third time in his career and the first time since 2005. Those 11 strikes were a career-high for the MLS veteran. Wolff also set personal records in games played (27) and shots (62).

2008: Wolff returned to the Kansas City Wizards on 6/30 after a stint with the German club 1860 Munich. The veteran wasted little time in finding his form, scoring the game-tying goal in his first game back with Kansas City at the Columbus Crew on 7/17. Wolff finished the season making 12 appearances (11 starts), tallying three goals and three assists in League play.

2006: In 2006, Wolff recorded five goals and two assists in 19 games (18 starts), missing a portion of the season due to time spent with the U.S. National Team for the 2006 World Cup in Germany. In September, Wolff earned a trial with English Championship club Derby County, but ultimately his transfer was declined due to visa issues. He secured a move to German side 1860 Munich in December.

2005: Wolff continued having MLS success by putting together a spectacular 2005 campaign, leading the Kansas City Wizards in both goals (10) and assists (10). The 10 goals tied a career-high for Wolff, while his 10 assists were a new career mark for the 28-year-old veteran. Wolff missed 10 MLS games while with the U.S. National Team during the CONCACAF Gold Cup.

2004: In 2004, Wolff found some luck as he was finally able to put together a healthy season. The ex-

plosive forward enjoyed a career year, leading the Kansas City Wizards in goals with 10 strikes, tying a career-high. He also set career-highs for games started (25), minutes played (2,252), points (27) and assists (7). Wolff's efforts were rewarded by being named to the Western Conference All-Star Team, his second All-Star selection. Memorably, in the 2004 U.S. Open Cup Final versus the Chicago Fire on 9/22, Wolff drew a foul at the top of the area that led to Igor Simutenkov's game-winning free-kick in the 95th minute.

2003: Prior to the 2003 season, Wolff was acquired by the Kansas City Wizards in a trade that gave the Chicago Fire the third overall pick in the 2003 MLS SuperDraft. Once again, Wolff missed significant time throughout the year with injuries including a torn meniscus in his right knee, an ankle injury and a fractured rib. In total, the star forward made 13 appearances (nine starts), tallying two goals and one assist on the season.

2002: A string of injury-riddled seasons continued for Wolff as he suffered a torn ACL in his right knee versus the Kansas City Wizards on 8/14, causing him to miss the remainder of the season. In spite of only playing in 14 games, Wolff remarkably finished second on the Chicago Fire with five goals in 2002. He also earned his first All-Star selection by being named to the Eastern Conference All-Star squad.

2001: Despite only playing in three games due to a left-foot stress fracture, Wolff tallied two goals for the Chicago Fire in three League appearances.

2000: Wolff appeared in 25 games for the Chicago Fire in 2000, making a career-high 20 starts. The forward scored seven goals in addition to adding a career-high five assists. Three of his goals were game-winning strikes for the Fire. He was also the U.S. Open Cup's second-leading scorer with 6 goals and 2 assists, including the "golden goal" in the semifinal. Wolff appeared in the final 20 minutes of the 2000 MLS Cup against Kansas City on 10/15.

1999: Wolff continued his scoring ways in 1999 by recording 10 goals for the Chicago Fire, good for second most on the roster behind Ante Razov. He appeared in 28 straight games (17 starts) before tearing his left ACL, which kept him off the field for six months. Wolff also tallied two assists on the season.

1998: Wolff took MLS by storm during his rookie season with the Chicago Fire, scoring an MLS rookie record eight goals in only 14 games (14 starts). He also scored one Open Cup goal and drew a penalty kick in the U.S. Open Cup Final versus the Columbus Crew to help Chicago to its first title in 1998. The forward tallied his first career MLS assist versus the Kansas City Wizards on Au-

gust 29. Wolff played in all five of Chicago's playoff games (three starts), for a total of 262 minutes in an MLS Cup-winning campaign.

OTHER EXPERIENCE

2007-2008: In Wolff's only season outside of Major League Soccer, the forward played in Germany for 1860 Munich of the Second Bundesliga. Wolff scored two goals during his tenure with the club in 34 appearances, and was waived after one season.

INTERNATIONAL EXPERIENCE

1998-2008: Wolff has made 52 appearances for the U.S. National Team, scoring nine goals and adding five assists. His last international outing was on 2/1/08. The forward gained immense experience as a two-time member of U.S. World Cup squads in Korea/Japan (2002) and in Germany (2006). Wolff made two appearances for the U.S. at the 2002 World Cup and assisted on Brian McBride's game-winning goal against Mexico that propelled the U.S. into the quarterfinals. He also scored the game-winning goal in the 2002 CONCACAF Gold Cup Final in a 2-0 win over Costa Rica on 2/2/02. In the first game of the final World Cup qualifying phase against rival Mexico on 2/28/01, Wolff scored a goal and added an assist in the United States' 2-0 victory. At the Sydney Olympics in 2000, he played every minute of the United States' six games en route to scoring two goals for the Americans. Wolff was the recipient of the first-ever Chevrolet/U.S. Soccer Young Male Athlete of the Year Award in 1998.

COLLEGE EXPERIENCE

1995-1997: Wolff played for three seasons at the University of South Carolina alongside United States National Team star Clint Mathis. He tallied 21 goals and eight assists in 43 games before departing after his junior season for Major League Soccer. He was named to the Soccer America All-Freshman Team in 1995.

HONORS

MLS Cup: 1998

Lamar Hunt U.S. Open Cup: 1998, 2000, 2004

ACQUIRED

Signed with D.C. United after being selected with the first pick in Stage 2 of the 2010 MLS Re-Entry Draft on 12/15/10.

2012 D.C. UNITED MEDIA GUIDE

YEAR	TEAM	GP	GS	MIN	G	A	SHT	SOG	FC	FS	OFF	CK	C	E
1998	Chicago	14	4	651	8	3	23	14	7	9	6	1	0	0
1999	Chicago	28	17	1775	10	2	55	34	18	20	20	0	2	0
2000	Chicago	25	20	1917	7	5	49	26	28	23	15	0	4	0
2001	Chicago	3	3	244	2	0	12	4	8	9	3	1	0	0
2002	Chicago	14	14	1223	5	5	30	12	31	24	8	2	2	0
2003	Kansas City	13	9	872	2	1	14	9	18	12	10	0	1	0
2004	Kansas City	26	25	2252	10	7	59	33	31	41	22	5	0	0
2005	Kansas City	22	22	1910	10	10	51	29	27	40	20	4	0	0
2006	Kansas City	19	18	1587	5	2	41	19	27	31	13	5	1	0
2008	Kansas City	12	11	949	3	3	17	6	13	11	15	0	1	0
2009	Kansas City	27	27	2348	11	0	62	30	29	25	28	0	2	1
2010	Kansas City	25	16	1549	2	3	21	12	10	23	9	14	1	0
2011	D.C. United	30	23	1924	5	7	41	17	17	36	19	3	1	0
Totals		258	209	19201	80	47	475	245	264	304	188	35	15	1


YEAR	POSTSEASON	GP	GS	MIN	G	A	SHT	SOG	FC	FS	OFF	CK	C	E
1998	Chicago	5	3	262	0	0	3	2	9	8	2	0	1	0
2000	Chicago	2	0	51	0	0	3	2	2	1	1	0	0	0
2003	Kansas City	1	0	46	0	0	0	0	1	0	1	0	0	0
2004	Kansas City	4	4	360	1	1	8	4	7	5	5	5	0	0
2008	Kansas City	2	0	43	0	0	0	0	1	2	0	0	0	0
Totals		14	7	762	1	1	14	8	20	16	9	5	1	0

OPPONENT	GP	GS	MIN	G	A	SHT	SOG	FC	FS	OFF	CK	C	E
Chicago	19	18	1557	6	3	38	19	23	37	13	0	1	0
Chivas USA	8	8	570	1	0	13	4	7	5	3	11	0	1
Columbus	17	12	1193	7	3	43	19	19	18	14	2	2	0
Colorado	27	22	1936	9	5	47	24	24	38	17	0	1	0
FC Dallas	24	18	1839	10	6	40	23	22	25	17	0	4	0
D.C. United	17	14	1357	4	3	28	14	22	22	12	1	0	0
Houston	9	8	678	2	2	13	3	8	9	6	1	0	0
Sporting KC	11	6	583	4	2	18	9	7	6	6	0	0	0
Los Angeles	22	18	1686	7	2	35	19	23	31	18	2	1	0
Miami	6	5	477	3	0	13	5	3	3	6	0	0	0
New England	22	18	1640	7	4	42	26	23	17	15	2	1	0
New York	24	20	1850	7	5	46	25	28	31	21	9	4	0
Philadelphia	4	3	277	1	0	4	3	4	4	2	0	1	0
Portland	2	1	128	1	1	4	1	2	2	1	0	0	0
Real Salt Lake	6	6	483	4	6	14	10	6	10	7	0	0	0
Seattle	6	4	402	2	1	9	5	5	4	1	2	0	0
San Jose	20	15	1412	3	3	42	22	24	20	19	4	0	0
Tampa Bay	6	6	509	2	1	18	10	6	11	4	0	0	0
Toronto FC	7	6	534	0	1	6	4	8	9	5	1	0	0
Vancouver	1	1	90	0	0	2	0	0	2	1	0	0	0

MONTH	GP	GS	MIN	G	A	SHT	SOG	FC	FS	OFF	CK	C	E
March	10	6	619	3	1	17	9	6	7	6	0	1	0
April	37	33	2919	6	5	56	30	52	49	25	5	3	0
May	34	27	2500	16	7	71	39	28	28	24	0	2	1
June	32	30	2630	11	5	64	34	41	39	29	5	2	0
July	41	34	3094	10	6	75	37	37	42	26	12	2	0
August	41	28	2658	12	12	65	35	40	45	26	3	4	0
September	39	32	3000	19	8	90	47	43	67	34	7	1	0

Regular-Season Game Highs:

Goals	2, 10 times, last: Sept. 5, 2009, KC at NE
Assists	3, Aug. 13, 2005, KC at RSL
Shots on Goal	4, 7 times, last: Mar. 19, 2011, DC vs. CLB
Shots	7, July 13, 2002, CHI at MET
Fouls Committed	4, 10 times, last: Aug. 16, 2009, KC vs. CHI
Fouls Suffered	6, Aug. 10, 2005, KC at CHI



DANIEL WOOLARD | #21

Position: Defender
 Height: 5-10
 Weight: 155
 DOB: 5-22-84

Hometown: Bedford, TX
 Birthplace: Bedford, TX
 College: Midwestern State University
 Previous club: Carolina Railhawks (NASL)

MLS EXPERIENCE

2011: Having spent a portion of the 2010 pre-season on trial with the Black-and-Red, Woolard was acquired on 1/6/11. Following a campaign with the NASL Carolina Railhawks, the left back featured prominently for United's defense, playing 26 matches (26 starts) and registering one goal in 2,254 minutes of action. Woolard scored his second MLS goal during the 2-1 loss against Columbus Crew on 10/2.

2009: Woolard featured in eight regular season matches for Chicago, starting on four occasions in 409 minutes of play. In the postseason, the defender made two starts, totaling 185 minutes on the pitch.

2008: Appeared in eight MLS games (two starts) in the regular season, recording first senior team minutes on 4/12 at San Jose in a 1-0 win for the Fire. Woolard made his first MLS start on 7/12 in a 1-0 win over Toronto, and he scored his first career goal on 10/23 in a 5-2 victory over New York. Appeared in one playoff match for Chicago, coming off the bench for 13 minutes in a 3-0 win over New England in the second leg of the Eastern Conference semifinal. Woolard also started and played seven games in the MLS Reserve Division.

2007: Drafted in the fourth round (47th overall) in the 2007 MLS Supplemental Draft, Woolard did not play in any first team matches in his rookie season. In the Reserve Division, the defender started and played in 10 of 11 matches, totaling 885 minutes.

OTHER EXPERIENCE

2010: After spending a portion of the 2010 preseason with D.C. United, Woolard ultimately signed with the Carolina Railhawks of the USSF Second Division in September. Woolard started all six matches that he played for Carolina, helping the club to first place in the NASL Division and a postseason berth.

COLLEGE EXPERIENCE

2003-2006: Woolard was a top defender for Midwestern State University, ranking second in career starts at MSU with 80. In 2006 during his senior season, Woolard started all 22 games, earning him First Team NSCAA honors. He was also an Adidas Division II All-American and the Southwest Soccer Conference Defensive Player of the Year.

ACQUIRED

Signed on 1/6/11.

YEAR	TEAM	GP	GS	MIN	G	A	SHT	SOG	FC	FS OFF	CK	C	E
2008	Chicago	8	2	251	1	0	2	2	2	3	0	0	0
2009	Chicago	8	4	409	0	0	1	0	2	5	0	0	0
2011	D.C. United	26	26	2254	1	0	7	1	16	23	0	1	0
	Totals	42	32	2914	2	0	10	3	20	31	0	1	0

YEAR	POSTSEASON	GP	GS	MIN	G	A	SHT	SOG	FC	FS OFF	CK	C	E
2008	Chicago	1	0	13	0	0	0	0	0	0	0	0	0
2009	Chicago	2	2	185	0	0	0	0	1	1	0	0	0
	Totals	3	2	198	0	0	0	0	1	1	0	0	0

OPPONENT	GP	GS	MIN	G	A	SHT	SOG	FC	FS OFF	CK	C	E
Chicago	2	2	180	0	0	1	0	0	3	0	0	0
Chivas USA	3	2	187	0	0	0	0	1	1	0	0	0
Columbus	2	2	180	1	0	1	1	2	2	0	0	0
Colorado	3	3	245	0	0	0	0	1	2	0	0	0
FC Dallas	3	2	191	0	0	0	0	2	3	0	0	0
D.C. United	2	1	109	0	0	0	0	0	1	0	0	0
Houston	2	1	145	0	0	2	0	3	3	0	0	0
Sporting KC	3	2	126	0	0	0	0	2	1	0	0	0
Los Angeles	1	1	90	0	0	0	0	1	1	0	0	0
New England	3	1	103	0	0	0	0	1	2	0	0	0
New York	3	1	118	1	0	1	1	1	0	0	0	0
Philadelphia	1	1	90	0	0	0	0	0	1	0	0	0
Portland	2	2	161	0	0	0	0	0	3	0	1	0
Real Salt Lake	2	2	180	0	0	0	0	2	3	0	0	0
Seattle	2	2	180	0	0	0	0	1	1	0	0	0
San Jose	4	3	269	0	0	2	0	1	1	0	0	0
Toronto FC	2	2	180	0	0	2	1	1	1	0	0	0
Vancouver	2	2	180	0	0	1	0	1	2	0	0	0

MONTH	GP	GS	MIN	G	A	SHT	SOG	FC	FS OFF	CK	C	E
March	2	1	101	0	0	0	0	0	0	0	0	0
April	2	1	101	0	0	0	0	1	1	0	0	0
May	7	4	403	0	0	0	0	0	2	0	1	0
June	4	4	348	0	0	3	0	4	2	0	0	0
July	11	10	876	0	0	2	1	8	11	0	0	0
August	5	4	405	0	0	2	0	3	8	0	0	0
September	3	3	270	0	0	0	0	2	1	0	0	0
October	8	5	410	2	0	3	2	2	6	0	0	0

Regular-Season Game Highs:

Goals	1, 2 times, last: Oct. 2, 2011, DC at CLB
Shots on Goal	1, 3 times, last: Oct. 2, 2011, DC at CLB
Shots	2, June 25, 2011, DC vs. HOU
Fouls Committed	2, 2 times, last: July 16, 2011, DC at DAL
Fouls Suffered	3, 3 times, last: Oct. 19, 2011, DC vs. POR

2011 SEASON

2011 MLS SEASON REVIEW

FINAL REGULAR SEASON STANDINGS

	----- OVERALL -----								---- HOME ----					----- ROAD -----				
	GP	W	L	T	PTS	GF	GA	GD	W	L	T	GF	GA	W	L	T	GF	GA
Sporting KC	34	13	9	12	51	50	40	10	9	2	6	29	16	4	7	6	21	24
Houston	34	12	9	13	49	45	41	4	10	3	4	32	20	2	6	9	13	21
Philadelphia	34	11	8	15	48	44	36	8	7	1	9	24	18	4	7	6	20	18
Columbus	34	13	13	8	47	43	44	-1	9	3	5	27	18	4	10	3	16	26
New York	34	10	8	16	46	50	44	6	8	3	6	29	17	2	5	10	21	27
Chicago	34	9	9	16	43	46	45	1	6	3	8	24	19	3	6	8	22	26
D.C. United	34	9	13	12	39	49	52	-3	4	5	8	28	27	5	8	4	21	25
Toronto FC	34	6	13	15	33	36	59	-23	5	4	8	18	21	1	9	7	18	38
New England	34	5	16	13	28	38	58	-20	4	7	6	17	24	1	9	7	21	34
	----- OVERALL -----								---- HOME ----					----- ROAD -----				
	GP	W	L	T	PTS	GF	GA	GD	W	L	T	GF	GA	W	L	T	GF	GA
Los Angeles	34	19	5	10	67	48	28	20	12	0	5	28	8	7	5	5	20	20
Seattle	34	18	7	9	63	56	37	19	9	4	4	32	20	9	3	5	24	17
Real Salt Lake	34	15	11	8	53	44	36	8	10	3	4	29	15	5	8	4	15	21
FC Dallas	34	15	12	7	52	42	39	3	9	5	3	20	11	6	7	4	22	28
Colorado	34	12	9	13	49	44	41	3	6	2	9	25	16	6	7	4	19	25
Portland	34	11	14	9	42	40	48	-8	9	5	3	30	22	2	9	6	10	26
San Jose	34	8	12	14	38	40	45	-5	5	4	8	24	19	3	8	6	16	26
Chivas USA	34	8	14	12	36	41	43	-2	5	7	5	19	17	3	7	7	22	26
Vancouver	34	6	18	10	28	35	55	-20	6	6	5	24	24	0	12	5	11	31

GOALS

PLAYER	TEAM	GP	G
Dwayne De Rosario	DC*	33	16
Chris Wondolowski	SJ	30	16
Thierry Henry	NY	26	14
Andres Mendoza	CLB	29	13
Camilo	VAN	32	12
Landon Donovan	LA	23	12
Fredy Montero	SEA	30	12
Dominic Oduro	CHI*	34	12
Charlie Davies	DC	26	11
Sebastien Le Toux	PHI	34	11
Alvaro Saborio	RSL	23	11
Brek Shea	DAL	31	11

ASSISTS

PLAYER	TEAM	GP	G
Brad Davis	HOU	34	16
David Beckham	LA	26	15
Mauro Rosales	SEA	26	13
Dwayne De Rosario	DC*	33	12
Kyle Beckerman	RSL	29	9
Davide Chiumiento	VAN	26	9
Sebastien Le Toux	PHI	34	9
Fredy Montero	SEA	30	9
Patrick Nyarko	CHI	30	9

*Played for more than one team in 2011.

GOALKEEPING LEADERS

PLAYER	TEAM	GP	MIN	SHTS	SVS	GA	GAA	W-L-T	SHO
Donovan Ricketts	LA	15	1284	52	41	11	0.77	7-3-4	7
Josh Saunders	LA	19	1639	72	55	17	0.93	12-2-4	8
Faryd Mondragon	PHI	27	2385	77	49	28	1.06	8-8-11	7
Kevin Hartman	DAL	33	2970	120	85	35	1.06	15-11-7	13
Kasey Keller	SEA	34	3060	147	110	37	1.09	18-7-9	9
Nick Rimando	RSL	33	2970	131	95	36	1.09	14-11-8	13
Bouna Coundoul	NY	12	1035	50	37	13	1.13	3-2-6	3
Jimmy Nielsen	KC	31	2767	114	79	35	1.14	12-8-11	7
Tally Hall	HOU	34	3060	140	99	41	1.21	12-9-13	6
Matt Pickens	COL	34	3060	118	77	41	1.21	12-9-13	8
Dan Kennedy	CHV	32	2880	139	100	39	1.22	8-12-12	9
Troy Perkins	POR	29	2610	129	91	38	1.31	9-12-8	9
Sean Johnson	CHI	28	2520	113	76	37	1.32	9-7-12	7
Jon Busch	SJ	33	2970	158	114	44	1.33	7-12-14	7
Frank Rost	NY	11	945	40	26	14	1.33	4-4-3	5
William Hesmer	CLB	32	2880	136	92	44	1.38	11-13-8	8
Bill Hamid	DC	28	2392	114	77	37	1.39	7-9-10	7
Greg Sutton	NY	10	900	45	30	15	1.50	3-2-5	2
Matt Reis	NE	27	2430	154	111	43	1.59	5-12-10	5
Joe Cannon	VAN	20	1800	98	66	32	1.60	4-12-4	3
Jay Nolly	VAN	14	1260	62	39	23	1.64	2-6-6	2
Stefan Frei	TOR	27	2406	155	106	49	1.83	3-12-11	6

Minimum: 900 minutes played

TEAM ATTENDANCE REPORT

HOME GAMES				ROAD GAMES			
	DATES	TOTAL	AVERAGE	DATES	TOTAL	AVERAGE	
Chicago Fire	17	242,648	14,273	17	317,700	18,688	
Chivas USA	17	252,102	14,830	17	296,834	17,461	
Colorado Rapids	17	252,248	14,838	17	283,265	16,663	
Columbus Crew	17	207,147	12,185	17	320,004	18,824	
FC Dallas	17	218,636	12,861	17	296,664	17,451	
D.C. United	17	258,332	15,196	17	289,166	17,010	
Houston Dynamo	17	300,796	17,694	17	273,964	16,116	
Sporting Kansas City	17	302,776	17,810	17	288,433	16,967	
LA Galaxy	17	396,693	23,335	17	386,251	22,721	
New England Revolution	17	224,770	13,222	17	300,146	17,656	
New York Red Bulls	17	335,740	19,749	17	368,480	21,675	
Philadelphia Union	17	310,401	18,259	17	304,167	17,892	
Portland Timbers	17	320,051	18,827	17	296,340	17,432	
Real Salt Lake	17	299,047	17,591	17	292,465	17,204	
San Jose Earthquakes	17	201,587	11,858	17	322,679	18,981	
Seattle Sounders FC	17	654,431	38,496	17	286,725	16,866	
Toronto FC	17	344,535	20,267	17	271,642	15,979	
Vancouver Whitecaps FC	17	346,909	20,406	17	273,924	16,113	
MLS Totals	306	5,468,849	17,872	306	5,468,849	17,872	

2011 MLS CUP PLAYOFFS

WILD CARD

October 26

New York Red Bulls 2 @ FC Dallas 0

October 27

Columbus Crew 0 @ Colorado Rapids 1

October 31

LA Galaxy 1 @ Seattle Sounders FC 0

CONFERENCE SEMIFINALS – 1ST LEG

October 29

Seattle Sounders FC 0 @ Real Salt Lake 3

October 30

LA Galaxy 1 @ New York Red Bulls 0

Houston Dynamo 2 @ Philadelphia Union 1

Sporting KC 2 @ Colorado Rapids 0

CONFERENCE SEMIFINALS – 2ND LEG

November 2

Colorado Rapids 0 @ Sporting KC 2

Real Salt Lake 2 @ Seattle Sounders FC 2

November 3

Philadelphia Union 0 @ Houston Dynamo 1

New York Red Bulls 1 @ LA Galaxy 2

EASTERN CONFERENCE CHAMPIONSHIP

November 6

Houston Dynamo 2 @ Sporting KC 0

WESTERN CONFERENCE CHAMPIONSHIP

November 6

Real Salt Lake 1 @ LA Galaxy 3

MLS CUP | HOME DEPOT CENTER | CARSON, CA

LA Galaxy 1 vs. Houston Dynamo 0

MLS BEST XI

GK Kasey Keller (Seattle Sounders FC)

D Todd Dunivant (LA Galaxy)

D Omar Gonzalez (LA Galaxy)

D Jamison Olave (Real Salt Lake)

M David Beckham (LA Galaxy)

M Brad Davis (Houston Dynamo)

M Dwayne De Rosario (D.C. United)

M Landon Donovan (LA Galaxy)

M Brek Shea (FC Dallas)

F Thierry Henry (New York Red Bulls)

F Chris Wondolowski (San Jose Earthquakes)

MLS AWARD WINNERS

VOLKSWAGEN MVP

Dwayne De Rosario, D.C. United

VISA DEFENDER OF THE YEAR

Omar Gonzalez, LA Galaxy

GOALKEEPER OF THE YEAR

Kasey Keller, Seattle Sounders FC

ROOKIE OF THE YEAR

C.J. Sapong, Sporting KC

NEWCOMER OF THE YEAR

Mauro Rosales, Seattle Sounders FC

COACH OF THE YEAR

Bruce Arena, LA Galaxy

XBOX 360 FAIR PLAY AWARD

Sebastien Le Toux, Philadelphia Union

MLS W.O.R.K.S. HUMANITARIAN OF THE YEAR

Zak Boggs, New England Revolution

COMEBACK PLAYER OF THE YEAR

David Beckham, LA Galaxy

2011 MLS LINEUPS

3/19 v. Columbus Crew
W 3-1 | DCU 1-0-0
Onstad
Zayner [A 51] (Brascesco 70)
Jakovic
Kitchen
Burch [A 77]
Najar
McCarty
Simms
Pontius
Ngwenya (Davies 52
[PK 63, G 77])
Wolff [G 51] (Quaranta 83)

3/26 @ New England
Revolution
L 1-2 | DCU 1-1-0
Onstad
Korb
Jakovic [E 93+]
Brascesco (Fred 46)
Najar
Morsink (Quaranta 74)
McCarty
Pontius
Ngwenya
Wolff (Davies 46 [PK 91+])

4/3 @ Colorado Rapids
L 1-4 | DCU 1-2-0
Onstad
Korb [A 70]
Woolard
Brascesco
Burch
Morsink (Fred 82)
McCarty
Quaranta [G 70]
Boskovic (Najar 54)
Brettschneider
Pontius (Wolff 65)

4/9 v. LA Galaxy
D 1-1 | DCU 1-2-1
Hamid
Korb (Najar 72)
Woolard
White
Burch
Quaranta [E 84]
Simms
McCarty (Boskovic 80)
Pontius
Wolff
Brettschneider (Davies 53
[PK 90])

4/16 @ Toronto FC
W 3-1 | DCU 2-2-1
Hamid
Korb
White
Jakovic (Kitchen 64)
Burch
Fred [A 73] (Ngwenya 84)
Simms
Pontius [G 5, 73]
McCarty (Boskovic 73)
Wolff
Davies [G 10]

4/21 v. New York Red Bulls
L 0-4 | DCU 2-3-1
Hamid
Korb (Quaranta 69)
Jakovic
Kitchen
Burch
Fred
Simms
McCarty (Boskovic 46)
Pontius
Wolff
Davies (Ngwenya 60)

4/29 @ Houston Dynamo
L 1-4 | DCU 2-4-1
Hamid
Zayner (White 61)
Jakovic
Kitchen
Burch [G 39]
Fred (Najar 47)
McCarty [A 39]
Simms
Pontius
Davies
Wolff [A 39] (Quaranta 84)

5/4 v. Seattle Sounders FC
W 2-1 | DCU 3-4-1
Hamid
White
Jakovic
Kitchen
Woolard
Najar [A 31, 52] (Fred 77)
McCarty
Simms (King 82)
Pontius (Quaranta 49)
Davies [G 52, A 31]
Wolff [G 31, A 52]

5/7 v. FC Dallas
D 0-0 | DCU 3-4-2
Hamid
Kitchen
White
Jakovic
Woolard
Najar (Quaranta 72)
King
McCarty
Pontius (Fred 81)
Ngwenya (Wolff 54)
Davies

5/14 v. Colorado Rapids
D 1-1 | DCU 3-4-3
Hamid
Kitchen
White
Jakovic
Woolard
Najar
Simms (Fred 80)
McCarty
Pontius [PK 62]
Wolff (Ngwenya 44)
Davies (Quaranta 34)

5/29 @ Portland Timbers
W 3-2 | DCU 4-4-3
Hamid
Kitchen [G 13]
White
Jakovic
Woolard
Najar (Fred 87)
King
Simms
Pontius [PK 75, A 13]
Brettschneider [A 13, 85]
Ngwenya (Wolff 51 [G 85])
(Barklage 91+)

6/3 @ LA Galaxy
D 0-0 | DCU 4-4-4
Hamid
Korb
Kitchen
White
Woolard
Najar
Simms
Fred (King 61)
Pontius
Wolff (Ngwenya 89)
Brettschneider (Davies 67)

6/11 v. San Jose
Earthquakes
L 2-4 | DCU 4-5-4
Hamid
Korb [A 34] (Barklage 68)
White
Kitchen
Woolard (McCarty 78)
Najar [G 13]
Fred
Simms
Pontius
Brettschneider [G 34]
(Davies 63)
Wolff [A 13]

6/18 @ Real Salt Lake
D 1-1 | DCU 4-5-5
Hamid
Zayner
Kitchen
White
Woolard
Najar
King (Fred 78)
Simms (McCarty 46)
Pontius
Brettschneider
Wolff (Davies 62 [PK 85])

6/25 v. Houston Dynamo
D 2-2 | DCU 4-5-6
Hamid
Zayner
Kitchen
White
Woolard
Najar
Simms
McCarty [A 31] (Fred 59)
Pontius [G 31]
Davies [G 73] (King 85)
Wolff [A 31]
(Brettschneider 69)

7/2 v. Philadelphia Union
D 2-2 | DCU 4-5-7
Hamid
Kitchen
White
McDonald
Woolard
Najar [G 58, A 44]
De Rosario [A 44]
Simms
Pontius
Davies (Brettschneider 57)
Wolff [G 44] (Fred 68)

7/9 @ New York Red Bulls
W 1-0 | DCU 5-5-7
Hamid
Kitchen
White
McDonald
Woolard
Najar
De Rosario [G 61]
Simms
Pontius (Fred 79)
Davies (Brettschneider 87)
Wolff [A 61] (Ngwenya 74)

7/16 @ FC Dallas
D 0-0 | DCU 5-5-8
Hamid
Kitchen
White
McDonald
Woolard
Najar (King 72)
De Rosario
Simms
Pontius
Davies (Fred 54)
Ngwenya

7/20 v. New England
Revolution
L 0-1 | DCU 5-6-8
Hamid
Kitchen
White
McDonald
Woolard
Najar
De Rosario
Simms (Ngwenya 79)
Pontius (Da Luz 71)
Davies
Wolff (Fred 63)

7/30 @ San Jose Earthquakes
W 2-0 | DCU 6-6-8
Hamid
Kitchen
Jakovic
McDonald
Woolard
Najar [A 57, E 70]
King
Simms
Pontius [A 66] (White 89)
Brettschneider (Da Luz 73)
De Rosario [A 11, 66]
(Barklage 84)

8/6 v. Toronto FC
D 3-3 | DCU 6-6-9
Hamid [E 7]
Kitchen
Jakovic
McDonald (White 69)
Woolard
Quaranta [A 19]
King (Cronin 9)
Simms
Pontius [A 64]
De Rosario [G 19, 64, PK 88]
Wolff (Da Luz 60)

8/13 v. Vancouver
Whitecaps
W 4-0 | DCU 7-6-9
Willis
Kitchen
McDonald
Jakovic
Woolard
Quaranta [A 48]
(King 63 [G 81])
Simms
Najar [G 48] (Da Luz 74)
Pontius [G 47+, 70]
(Burch 77)
De Rosario [A 47+, 81]
Davies

8/18 @ Chicago Fire
D 1-1 | DCU 7-6-10
Hamid (Cronin 46)
Kitchen
McDonald
Jakovic
Woolard
Najar
Simms
King (Quaranta 71 [A 73])
Pontius
De Rosario
Davies (Wolff 60 [G 73])

8/21 @ Sporting Kansas City
L 0-1 | DCU 7-7-10
Willis
Kitchen
McDonald
Jakovic
Woolard (Ngwenya 80)
Najar
Simms
Quaranta
Pontius
Wolff (Burch 65)
Brettschneider
(De Rosario 46)

9/10 @ Chivas USA
W 3-0 | DCU 8-7-10
Hamid
Kitchen
McDonald
White
Woolard
Najar
Simms (King 46)
Quaranta (Da Luz 62)
Pontius [A 11, 14, 66]
(Burch 73)
De Rosario [A 11, 66]
Davies [G 11, 14, 66]

9/17 @ Seattle Sounders FC
L 0-3 | DCU 8-8-10
Willis
McDonald
White (Burch 78)
Woolard
Kitchen
Da Luz
Najar
Simms
Davies (King 54)
Ngwenya

9/21 v. Chivas USA
D 2-2 | DCU 8-8-11
Hamid
Kitchen
White [G 47]
McDonald
Woolard
Najar [A 39]
Simms
Davies (Da Luz 68)
De Rosario [G 39]
Wolff (King 59)

9/24 v. Real Salt Lake
W 4-1 | DCU 9-8-11
Hamid
Kitchen
White
McDonald
Burch
Najar [G 13, A 22]
(Barklage 81)
Quaranta
Simms
Da Luz
Wolff [A 27]
(Brettschneider 74)
De Rosario [G 22, 27, 31,
A 13] (Ngwenya 65)

9/29 @ Philadelphia Union
L 2-3 | DCU 9-9-11
Hamid
Kitchen
White
McDonald
Burch
Najar [G 30]
Simms
King
Da Luz [A 21]
(Brettschneider 73)
De Rosario [G 21]
(Quaranta 61)
Wolff

10/2 @ Columbus Crew
L 1-2 | DCU 9-10-11
Hamid
Korb
Woolard [G 37]
Kitchen
Burch
Najar
Simms (Wolff 75)
De Rosario [A 37]
Quaranta
Davies
Ngwenya (King 55)

10/12 @ Vancouver
 Whitecaps
 L 1-2 | DCU 9-11-11
 Hamid
 Korb
 McDonald [G 58]
 Woolard
 Burch
 Najjar
 Kitchen
 King (Davies 76)
 Da Luz (Quaranta 54 [A 58])
 Wolff
 Brettschneider

10/15 v. Chicago Fire
 L 1-2 | DCU 9-12-11
 Hamid
 Korb
 McDonald
 Kitchen
 Woolard
 Najjar
 King (Burch 75)
 Simms
 Da Luz (Quaranta 57)
 De Rosario [PK 90]
 Wolff (Davies 79)

10/19 v. Portland Timbers
 D 1-1 | DCU 9-12-12
 Hamid
 Korb
 White (Ngwenya 89)
 McDonald
 Woolard (Da Luz 71)
 Najjar
 Kitchen
 Quaranta
 Davies (Brettschneider 51)
 De Rosario [G 73]
 Wolff [A 73]

10/22 v. Sporting Kansas
 City
 L 0-1 | DCU 9-13-12
 Hamid
 Korb
 White
 McDonald
 Woolard (Burch 46)
 Najjar
 Kitchen
 Simms (Da Luz 17)
 King (Wolff 75)
 De Rosario
 Quaranta

2011 U.S. OPEN CUP

4/6 v. Philadelphia Union
 W 2-2 (4-2) | Play-in game
 Barklage
 White
 Brasesco (Jakovic 41)
 Woolard [G 111]
 Najjar
 King
 Fred (Pontius 89)
 Boskovic
 Wolff [G 45]
 Ngwenya [A 45]

4/26 v. New England Revolution
 L 2-3 | Play-in game
 Onstad
 Barklage
 Brasesco (McCarty 79)
 White
 Woolard
 Najjar [A 83]
 Boskovic [G 73, 83]
 Morsink
 Quaranta
 Ngwenya (Davies 68 [A 73])
 Brettschneider (Pontius 64)

2011 FRIENDLIES

5/22 v. AFC Ajax
 L 1-2
 Hamid (Cronin 46)
 Woolard
 White
 Jakovic (Korb 46)
 Barklage
 Najjar (Brasesco 71)
 Kitchen (Shanosky 76)
 McCarty (Fred 46)
 Pontius (King 59)
 Ngwenya
 Quaranta (Brettschneider
 46 [G 58])

7/23 v. Everton
 L 1-3
 Hamid (Cronin 46)
 Korb (Kitchen 46)
 McDonald (Simms 78)
 Jakovic (White 46)
 Burch (Woolard 70)
 Najjar (De Rosario 46 [A 47])
 King
 Morsink (Shanosky 46)
 Da Luz
 Ngwenya
 Wolff (Pontius 36 [G 47])

2011 SCHEDULE AND RESULTS

DATE	OPPONENT	RES.	SCORE	ATT.	W-L-T	POS.	PTS	NOTES:
03/19/2011	Columbus	W	3-1	18,132	1-0-0	T1	3	DC: Wolff (51) Davies (63,77); CLB: Rogers (79)
03/26/2011	at New England	L	1-2	12,914	1-1-0	T5	3	DC: Davies (90); NE: Schilawski (8) Joseph (17)
04/03/2011	at Colorado	L	1-4	9,857	1-2-0	8	3	DC: Quaranta (70); COL: Folan (38,81) Smith (71) Cummings (90)
04/09/2011	Philadelphia %	W	2-2 (4-2)	2,347	-	D	-	C: Wolff (45); WOL: (111); PHI: Ruiz (18), Carroll (118)
04/09/2011	Los Angeles	T	1-1	26,622	1-2-1	T6	4	DC: Davies (90); LA: Magee (12)
04/16/2011	at Toronto FC	W	3-0	16,313	2-2-1	4	7	DC: Pontius (5,73) Davies (10)
04/21/2011	New York	L	0-4	18,052	2-3-1	5	7	NY: Henry (12,38) Lindpere (76) Agudelo (90)
04/26/2011	New England %	L	2-3	1,843	-	-	-	DC: Boskovic (73,83); NE: Dube (34, 47), Koger (69)
04/29/2011	at Houston	L	1-4	20,577	2-4-1	T6	7	DC: Burch (39); HOU: Bruin (4,41,57) Weaver (62)
05/04/2011	Seattle	W	2-1	11,254	3-4-1	5	10	DC: Wolff (31) Davies (52); SEA: Evans (71)
05/07/2011	FC Dallas	T	0-0	11,504	3-4-2	5	11	-
05/14/2011	Colorado	T	1-1	12,499	3-4-3	6	12	DC: Pontius (62); COL: Moor (23)
05/22/2011	AFC Ajax &	L	1-2	10,728	-	-	-	DC: Brettschneider (58); AJAX: Sulejmani (10), Anita (87)
05/29/2011	at Portland	W	3-2	18,627	4-4-3	T3	15	DC: Kirchen (19) Pontius (75) Wolff (65); POR: Jewsbury (68) Perla (88)
06/03/2011	at Los Angeles	T	0-0	20,036	4-4-4	3	16	-
06/11/2011	San Jose	L	2-4	14,105	4-5-4	5	16	DC: Najjar (13) Brettschneider (34); SJ: Lenhart (15,22,60) Dawkins (49)
06/18/2011	at Real Salt Lake	T	1-1	16,841	4-5-5	5	17	DC: Davies (85); RSL: Espindola (38)
06/25/2011	Houston	T	2-2	15,734	4-5-6	5	18	DC: Pontius (31) Davies (73); HOU: Davis (41) Ching (89)
07/02/2011	Philadelphia	T	2-2	13,365	4-5-7	T5	19	DC: Wolff (44) Najjar (58); PHI: own goal (49) Ruiz (84)
07/09/2011	at New York	W	1-0	22,200	5-5-7	T5	22	DC: De Rosario (61)
07/16/2011	at FC Dallas	T	0-0	10,802	5-5-8	T5	23	-
07/20/2011	New England	L	0-1	15,597	5-6-8	T5	23	NE: McCarthy (73)
07/23/2011	Everton &	L	1-3	12,789	-	-	-	DC: Pontius (47); EVE: Anichebe (4), Bilyaletdinov (16), Gueye (82)
07/30/2011	at San Jose	W	2-0	10,525	6-6-8	6	26	DC: De Rosario (57,67)
08/06/2011	Toronto FC	T	3-3	11,684	6-6-9	6	27	DC: De Rosario (19,64,88); TOR: Marosevic (52) de Guzman (69) Koevrmans (86)
08/13/2011	Vancouver	W	4-0	11,738	7-6-9	T4	30	DC: Pontius (45,70) Najjar (48) King (81)
08/18/2011	at Chicago	T	1-1	15,818	7-6-10	T5	31	DC: Wolff (73); CHI: Grazzini (59)
08/21/2011	at Sporting KC	L	0-1	15,352	7-7-10	6	31	KC: Kamara (19)
09/10/2011	at Chivas USA	W	3-0	12,245	8-7-10	5	34	DC: Davies (11,15,66)
09/17/2011	at Seattle	L	0-3	36,242	8-8-10	6	34	SEA: Fucito (35) Fernandez (45,60)
09/21/2011	Chivas USA	T	2-2	14,849	8-8-11	6	35	DC: De Rosario (38) White (47); CHV: Angel (57,69)
09/24/2011	Real Salt Lake	W	4-1	16,367	9-8-11	6	38	DC: Najjar (13) De Rosario (22,27,31); RSL: Saborio (86)
09/29/2011	at Philadelphia	L	2-3	17,963	9-9-11	6	38	DC: De Rosario (22) Najjar (30); PHI: Le Toux (4,15) M. Farfan (57)
10/02/2011	at Columbus	L	1-2	15,566	9-10-11	6	38	DC: Woolard (37); CLB: own goal (48) Gaven (60)
10/12/2011	at Vancouver	L	1-2	17,288	9-11-11	6	38	DC: McDonald (57); VAN: Camillo (1) Tan (46)
10/15/2011	Chicago	L	1-2	16,548	9-12-11	7	38	DC: De Rosario (90); CHI: Grazzini (90) Chaves (90)
10/19/2011	Portland	T	1-1	14,317	9-12-11	7	39	DC: De Rosario (73); POR: Cooper (24)
10/22/2011	Sporting KC	L	0-1	15,965	9-13-11	7	39	KC: Besler (54)

COMPETITION KEY
 & Friendly
 % U.S. Open Cup

2011 MLS STATISTICS (9-13-12, 39 PTS)

UNF	POS	PLAYER	GP	GS	MIN	G	A	SHT	SOG	FC	FS	OFF	CK	C	E
7	M	Dwayne De Rosario (TOT)	33	31	2781	16	12	113	44	57	46	45	16	3	0
7	M	Dwayne De Rosario (DC)	18	17	1488	13	7	76	31	33	30	28	2	1	0
9	F	Charlie Davies	26	18	1553	11	1	34	19	23	22	14	0	3	0
13	M	Chris Pontius	25	25	2114	7	5	53	20	18	33	3	4	2	0
16	F	Josh Wolff	30	23	1924	5	7	41	17	17	36	19	3	1	0
14	M	Andy Najar	31	28	2522	5	6	57	20	44	38	4	64	2	1
2	M	Brandon McDonald (TOT)	29	26	2294	2	0	10	3	29	13	1	0	6	1
2	M	Brandon McDonald (DC)	18	18	1599	1	0	9	2	22	7	1	0	4	0
25	M	Santino Quaranta	21	10	1091	1	4	22	5	22	15	2	31	2	1
29	F	Blake Brettschneider	15	9	789	1	2	20	5	13	8	15	0	1	0
3	M	Austin da Luz (TOT)	21	9	983	1	2	16	5	9	2	1	7	5	0
3	M	Austin da Luz (DC)	14	5	616	0	1	12	4	4	1	1	7	3	0
4	D	Marc Burch	17	11	1117	1	1	7	1	10	8	0	0	4	0
20	M	Stephen King	20	11	1068	1	0	18	5	8	10	0	0	4	0
23	M	Perry Kitchen	31	30	2726	1	0	11	2	33	24	0	0	4	0
15	D	Ethan White	24	21	1928	1	0	6	4	14	1	2	0	3	0
21	D	Daniel Woolard	26	26	2254	1	0	7	1	16	23	0	1	0	0
22	D	Chris Korb	12	12	1020	0	2	0	0	7	9	0	0	0	0
10	M	*Dax McCarty	13	11	946	0	2	10	2	12	13	1	30	1	0
27	M	Fred	17	5	596	0	1	10	1	14	10	1	0	3	0
12	D	Jed Zayner	4	4	311	0	1	0	0	9	4	0	0	0	0
24	M	Brandon Barklage	4	0	39	0	0	2	1	1	0	0	0	0	0
8	M	Branko Boskovic	4	1	124	0	0	8	2	1	1	0	4	0	0
3	D	Rodrigo Brasesco	3	2	155	0	0	0	0	1	1	0	0	0	0
1	G	Steve Cronin	2	0	126	0	0	0	0	0	0	0	0	0	0
28	G	Bill Hamid	28	28	2392	0	0	0	0	3	3	0	0	1	1
5	D	Dejan Jakovic	15	15	1324	0	0	2	1	18	9	0	0	3	1
6	M	Kurt Morsink	2	2	157	0	0	0	0	0	3	0	0	1	0
11	F	Joseph Ngwenya	16	7	629	0	0	12	7	20	11	7	0	1	0
20	G	Pat Onstad	3	3	270	0	0	0	0	0	1	0	0	1	0
19	M	Clyde Simms	29	29	2404	0	0	10	1	20	5	0	0	2	0
31	G	Joe Willis	3	3	270	0	0	0	0	0	0	0	0	0	0
18	D	Devon McTavish	0	0	0	0	0	0	0	0	0	0	0	0	0
17	M	Conor Shanosky	0	0	0	0	0	0	0	0	0	0	0	0	0
Own-goals received						1									
TEAM TOTALS			34	34	3060	49	40	427	151	383	367	98	146	43	4
OPPONENT TOTALS			34	34	3060	52	45	466	156	367	383	79	133	38	3

GAME-WINNING GOALS: Dwayne De Rosario 3, Charlie Davies 3, Chris Pontius 2, Josh Wolff 1

GAME-WINNING ASSISTS: Andy Najar 3, Josh Wolff 2, Dwayne De Rosario 2, Chris Pontius 1, Blake Brettschneider 1

PENALTY KICK GOALS/ATTEMPTS: Charlie Davies 4-5, Dwayne De Rosario 2-3, Chris Pontius 2-2

D.C. UNITED INDIVIDUAL GOALKEEPING

UNF	POS	GOALKEEPER	GP	GS	MIN	SHTS	SV	GA	GAA	PG	PA	W	L	T	SO
31	G	Joe Willis	3	3	270	16	12	4	1.33	0	0	1	2	0	1
28	G	Bill Hamid	28	28	2392	114	77	37	1.39	4	4	7	9	10	7
20	G	Pat Onstad	3	3	270	16	8	7	2.33	2	2	1	2	0	0
1	G	Steve Cronin	2	0	126	10	6	4	2.86	0	0	0	0	2	0
TEAM TOTALS			34	34	3060	156	103	52	1.53	6	6	9	13	12	8
OPPONENT TOTALS			34	34	3060	151	97	49	1.44	8	10	13	9	12	8

* = PLAYED WITH OTHER TEAMS IN 2011. ONLY D.C. UNITED STATISTICS LISTED HERE.

2011 GAME SUMMARIES

MARCH 19 VS. COLUMBUS CREW | W 3-1

WASHINGTON, D.C. | RFK STADIUM

MLS GAME 1 | DCU 1-0-0

DCU: Onstad, Burch, Jakovic, Kitchen, Zayner (Brasero 70), McCarty, Najar, Pontius, Simms, Ngwenya (Davies 52), Wolff (Quaranta 83)
CLB: Hesmer, Balchan, Marshall, Miranda, Duka (Rogers 66), Ekpo, Gaven, Rusmir, Cunningham (Heinemann 60), Mendoza

United kicked-off the 2011 MLS season with a 3-1 victory against Columbus Crew, in a match that marked Ben Olsen's debut as head coach. After a tumultuous 2010 MLS season that saw only six victories for the D.C. franchise, United opened the 2011 campaign with a potent new-look lineup. Charlie Davies played professionally for the first time since being involved in a near-fatal car accident in 2009 on the eve of the 2010 FIFA World Cup. The striker made his debut coming in as a substitute in the 52nd minute and then scored twice, capping-off an emotional night for the 24-year-old. After a scoreless first half that provided opportunities for both sides, newcomer Josh Wolff opened up the scoring in the 51st minute with a near-post strike just out of reach of Columbus goalkeeper William Hesmer. Wolff found the space on a long pass from defender Jed Zayner, resulting in a classy finish for the 13-year MLS veteran. Only 12 minutes later, Chris Pontius won a penalty kick after making a run into the box on the left flank. Dax McCarty, United's captain, gave the ball to Davies who then calmly pocketed it in the net, putting United ahead 2-0. Davies extended the lead in the 77th minute as he took a pass from March Burch and skirted by Hesmer at the top of the box to place the ball through the empty frame for his second goal. The lone blemish on the night for the Black-and-Red came in the 79th minute when Columbus was awarded a penalty kick after Dejan Jakovic was called for a handball inside his own area. Second-half Columbus substitute Robbie Rogers, brought the Crew within two goals at 3-1 after scoring the PK. The late tally would not be enough, however, as rookie defender Perry Kitchen and 43-year-old player-coach Pat Onstad kept the Crew at bay to preserve a 3-1 victory for United.

SCORING SUMMARY

DC – Josh Wolff 1 (Jed Zayner) 51
 DC – Charlie Davies 1 (PK) 63
 DC – Charlie Davies 2 (Marc Burch) 77
 CLB – Robbie Rogers 1 (PK) 79

MISCONDUCT SUMMARY

DC – Josh Wolff 1 (Jed Zayner) 51
 DC – Charlie Davies 1 (PK) 63
 DC – Charlie Davies 2 (Marc Burch) 77
 CLB – Robbie Rogers 1 (PK) 79

GAME STATS

	CLB	DC
Total Shots	11	11
Shots on Goal	8	7
Fouls	10	16
Offsides	2	5
Corner Kicks	5	3
Saves	4	6

Referee: Mark Geiger
 Referee's Assistants: Eric Boria; Sean Hurd
 4th Official: Landis Wiley
 Time of Game: 1:51
 Weather: Partly Cloud, 55 degrees
 Attendance: 18,132

MARCH 26 @ NEW ENGLAND REVOLUTION | L 1-2

FOXBOROUGH, MA
GILLETTE STADIUM

MLS GAME 2 | DCU 1-1-0

DCU: Onstad, Korb, Jakovic, Brasero (Fred 46), Burch, Najar, Morsink (Quaranta 74), McCarty, Pontius, Ngwenya, Wolff (Davies)
NE: Reis, Dumi, Coria (Cochrane 48), Alston, Soares, Boggs (Dube 32), Phelan, Joseph, McCarthy, Nyassi (Kinne 89), Schilawski

After a strong start to the 2011 MLS season, D.C. United experienced the opposite end of the spectrum in a painful 2-1 loss to the New England Revolution. New England (1-0-1, 4 pts.) scored both goals on controversial calls in the first 20 minutes, forcing D.C. (1-1-0, 3 pts.) to play from behind for the duration of the match. The home side broke through quickly with a goal from Zack Schilawski in the eighth minute after Shalrie Joseph played a diagonal ball from the right side of the midfield, finding Schilawski in the penalty area. Schilawski appeared to have played the ball with his hand after it bounced, but the play continued and the Revs' striker tucked the ball neatly past D.C. goalkeeper Pat Onstad. Just eight minutes later, the Revolution was awarded a penalty kick after D.C. midfielder Dax McCarty volleyed a ball clear that caught New England midfielder Pat Phelan, on the follow-through. United players were visibly infuriated and Onstad received a yellow card for arguing just seconds before Joseph calmly pocketed the ball in the 17th minute, giving his squad a 2-0 lead. After a scoreless first half, Black-and-Red Head Coach Ben Olsen shook things up by inserting Charlie Davies and Fred, as the team switched to a 3-5-2 formation. The changes paid off in the second half, as United pressed behind the efforts of midfielder Chris Pontius. Pontius nearly scored off a corner in the 58th minute that was played off the goal line, followed by a 20-yard blast over the crossbar in the 66th minute. He then had another fantastic chance in the 83rd minute off a one-timer that was foiled by the outstretched arms of New England goalkeeper Matt Reis. The lone bright spot for the Black-and-Red came in the 91st minute on a penalty kick by Davies, the striker's third tally in two games. The goal came too late, however, as New England held on for the 2-1 victory.

SCORING SUMMARY

NE – Zach Schilawski 1 (Shalrie Joseph 1) 8
 NE – Shalrie Joseph 2 (PK) 17
 DC – Charlie Davies 3 (PK) 91+

MISCONDUCT SUMMARY

DC – Pat Onstad (caution; Dissent) 16
 NE – Shalrie Joseph (caution; Reckless Tackle) 37
 DC – Kurt Morsink (caution; Unsportsmanlike Behavior) 40
 DC – Andy Najar (caution; Reckless Tackle) 51
 DC – Fred (caution; Reckless Foul) 68
 DC – Dejan Jakovic (ejection; Serious Foul Play) 93+

GAME STATS

	NE	DC
Total Shots	10	12
Shots on Goal	5	7
Fouls	19	11
Offsides	2	5
Corner Kicks	3	7
Saves	5	3

Referee: Baldomero Toledo
 Referee's Assistants: Ian Anderson; Rob Fereday
 4th Official: Juan Guzman
 Time of Game: 1:51
 Weather: Rain, Partly Cloudy, 38 degrees
 Attendance: 12,914

2011 GAME SUMMARIES

APRIL 3 @ COLORADO RAPIDS | L 1-4

MLS GAME 3 | DCU 1-2-0

COMMERCE CITY, CO
DICK'S SPORTING GOODS PARK

DCU: Onstad, Korb, Woolard, Brasesco, Burch, Morsink (Fred 82), McCarty, Quaranta, Boskovic (Najar 54), Brettschneider, Pontius (Wolff 65)
COL: Pickens, Kimura, Wynne, Moor, Wallace, Mullan (Nyassi 72), Mastroeni, Larentowicz, Smith, Casey (Cummings 52), Folan (Amarikwa 87)

D.C. United was left in the cold in their third MLS game of the season as the Black-and-Red lost to defending MLS Cup champion Colorado Rapids on a snowy day in Commerce City, Colo., 4-1. United's Santino Quaranta squared the game at one goal apiece in the 70th minute, but the joy was short-lived as Colorado (3-0-0, 9 pts.) answered with a strike one minute later, followed by two more goals in the final ten minutes to solidify the victory for the home side. D.C. United (1-2-0, 3 pts.) was missing central defender Perry Kitchen to U-20 U.S. National Team duty and fellow centerback Dejan Jakovic to suspension, leaving United with a depleted backline. Rapids striker Caleb Folan – signed only two weeks before the match – tallied the first of his two goals in the 39th minute after a strong individual play before powering the ball past United goalkeeper Pat Onstad. Forward Blake Brettschneider, in his first start for D.C., performed admirably up top in the absence of Charlie Davies and nearly leveled the score in the 40th minute with a far-post strike. The Black-and-Red appeared to have flipped the script in the 70th minute, when Quaranta neatly volleyed a cross from Chris Korb from the right wing past Colorado's Matt Pickens, but the Rapids quickly countered in the 71st minute, as Jamie Smith headed a long cross from Anthony Wallace to retake the lead, 2-1. United's chances were all but ended ten minutes later, as Folan scored his second goal in the 81st minute on a header from Sanna Nyassi. Colorado then sealed the match in the closing minutes as Omar Cummings finished off a header from Pablo Mastroeni in stoppage time. The Black-and-Red generated opportunities at the offensive end throughout the game generating six corner kicks, but finished with a dismal two shots on goal.

SCORING SUMMARY

COL – Caleb Folan 1 (Jeff Larentowicz 1) 39
DC – Santino Quaranta 1 (Chris Korb 1) 70
COL – Jamie Smith 2 (Anthony Wallace 1) 71
COL – Caleb Folan 2 (Sanna Nyassi 1) 81
COL – Omar Cummings 2 (Pablo Mastroeni 1, Quincy Amarikwa 1) 92+

MISCONDUCT SUMMARY

COL – Conor Casey (caution; Reckless Foul) 15
DC – Dax McCarty (caution; Reckless Foul) 41
DC – Marc Burch (caution; Reckless Foul) 83

GAME STATS

	COL	DC
Total Shots	7	11
Shots on Goal	4	2
Fouls	8	10
Offsides	2	5
Corner Kicks	2	6
Saves	1	0

Referee: Elias Bazakos
Referee's Assistants: Craig Lowry, Corey Parker
4th Official: Alex Prus
Time of Game: 1:51
Weather: Snow, 32 degrees
Attendance: 9,857

APRIL 6 VS. PHILADELPHIA UNION | W 2-2 (4-2 PK)

U.S. OPEN CUP | PLAY-IN GAME

BOYDS, MD
MARYLAND SOCCERPLEX

DCU: Hamid, Barklage, Brasesco (Jakovic 41), White, Woolard, Najar, Boskovic, King, Fred (Pontius 89), Ngwenya, Wolff (Brettschneider 45)
PHI: Mondragon, Williams (Mwanga 73), Valdes, Califf, Harvey, Nakazawa, Carroll, Farfan, Daniel (Torres 66), Le Toux, Ruiz (McInerney 80)

Josh Wolff and Daniel Woolard scored goals for D.C. United as the Black-and-Red relied on penalty kicks and a makeshift lineup to defeat the Philadelphia Union in a U.S. Open Cup play-in game in Boyds, Md. After regulation ended in a 1-1 draw, the I-95 rivals each scored a goal in the second extra-time period to send the match to a penalty shootout. Making his 2011 season debut for United after a preseason shoulder surgery, goalkeeper Bill Hamid saved one penalty kick, good enough to preserve a 4-2 PK victory for United. Philadelphia struck first in the game when Carlos Ruiz received a long throw-in from Sheanon Williams in the 19th minute. The Guatemalan collected the ball in the box and slotted it past Hamid to give the visiting side an early 1-0 lead. After knocking on the door for much of the remainder of the first half, United equalized just before halftime off a corner kick in the 45th minute. After a short scramble, Joseph Ngwenya eventually played the ball across the six-yard box and Wolff headed it into the net. After multiple second-half chances from both sides, Andy Najar came closest to scoring in the 78th minute as he unleashed a low shot that skirted inches wide of the far post. Philadelphia's odds of winning then took a turn for the worse in the 85th minute when defender Carlos Valdes was sent off for his second yellow card just before the end of regulation. United took advantage of the extra man, dominating possession in the extra time periods. Woolard appeared to have scored the game-winner in the 111th minute for the Black-and-Red after he put United into the lead, but the Union silenced the crowd as Brian Carroll equalized in the 118th minute to send the game to penalty kicks. In this contest the Black-and-Red managed a season-high 23 shots and 16 corner kicks.

SCORING SUMMARY

PHI – Carlos Ruiz (Sheanon Williams) 19
DC – Josh Wolff (Joseph Ngwenya) 45
DC – Daniel Woolard (unassisted) 111
PHI – Brian Carroll (unassisted) 118

MISCONDUCT SUMMARY

DC – Fred (caution; Reckless Tackle) 25
PHI – Carlos Valdes (caution; Tactical Foul) 39
DC – Dejan Jakovic (caution; Reckless Tackle) 70
PHI – Carlos Ruiz (caution; Dissent) 73
PHI – Carlos Valdes (caution; Unsporting Behavior) 86
PHI – Carlos Valdes (ejection; Second Caution) 86

PK SUMMARY

PHI – Sebastien Le Toux (0-1) PHI – Roger Torres (2-1)
DC – Chris Pontius (1-1) DC – Andy Najar (3-1)
PHI – Jack McInerney (1-1) PHI – Kyle Nakazawa (3-2)
DC – Brandon Barklage (2-1) DC – Branko Boskovic (4-2)

GAME STATS

	PHI	DC
Total Shots	5	23
Shots on Goal	5	8
Fouls	16	16
Offsides	1	4
Corner Kicks	2	16
Saves	6	3

Referee: Andrew Chapin
Referee's Assistants: Eric Weisbord, Kevin Klinger
4th Official: Michael Donovan
Time of Game: 2:40
Weather: Sunny, 64 degrees
Attendance: 2,347

2012 D.C. UNITED MEDIA GUIDE

APRIL 9 VS. LA GALAXY | D 2-2

MLS GAME 4 | DCU 1-2-1

WASHINGTON, DC | RFK STADIUM

DCU: Hamid, Korb (Najar 72), Jakovic, White, Burch, Quaranta, McCarty (Boskovic 81), Simms, Pontius, Wolff, Brettschneider (Davies 53)

LA: Ricketts, DeLaGarza, Leonardo, Gonzalez, Dunivant, Franklin, Beckham (Kirovski 81), Juninho, Magee, Angel (Barrett 90), Lopez (Cardozo 75)

Despite starting three rookies in front of a season-high 26,622 fans at RFK Stadium, D.C. United tied the LA Galaxy to snap a two-game losing streak in league play. Charlie Davies chipped a penalty kick down the heart of the goal in the 90th minute to score his MLS-best fourth goal of the season and salvage a 1-1 draw for the home side. Bill Hamid, making his 2011 MLS debut, was challenged early by the Galaxy. LA silenced the raucous supporters when Mike Magee headed home a David Beckham corner kick in the 12th minute after Hamid saved a shot by Juninho. United controlled the ball for much of the remainder of the half, but came dangerously close to ceding a second goal as defender Ethan White managed to save a Magee shot off the goal line to preserve the score. The second half yielded much of the same in terms of results, much to the dismay of head coach Ben Olsen and United supporters. The Black-and-Red's best opportunity came on a 75th minute corner kick that found the head of Chris Pontius, but LA goalkeeper Donovan Ricketts halted the chance by deflecting the ball away from danger. United's Santino Quaranta was ejected from the contest in the 84th minute for earning a second yellow card. Although down a man, the Black-and-Red continued to push forward for the equalizer. As the final minutes ticked away, Davies sent the RFK faithful into a frenzy as he dribbled down the left flank of the area and was pushed down by Galaxy defender Omar Gonzalez, resulting in the equalizing spot kick.

SCORING SUMMARY

LA – Mike Magee 1 (David Beckham 3) 12

DC – Charlie Davies 4 (PK) 90

MISCONDUCT SUMMARY

LA – Todd Dunivant (caution; Reckless Foul) 29

DC – Santino Quaranta (caution; Reckless Foul) 39

LA – David Beckham (caution; Reckless Tackle) 41

DC – Santino Quaranta (caution; Reckless Foul) 84

DC – Santino Quaranta (ejection; Second Caution) 84

LA – Jovan Kirovski (ejection; Abusive Language) 90+

GAME STATS

	LA	DC
Total Shots	9	7
Shots on Goal	5	4
Fouls	14	10
Offsides	1	2
Corner Kicks	2	4
Saves	3	3

Referee: Abiodun Okulaja

Referee's Assistants: Chris Strickland, Adam Garner

4th Official: John McCloskey

Time of Game: 1:51

Weather: Cloudy, 50 degrees

Attendance: 26,622

APRIL 16 @ TORONTO FC | W 3-0

MLS GAME 5 | DCU 2-2-1

TORONTO, ON | BMO FIELD

DCU: Hamid, Korb, White, Jakovic (Kitchen 64), Burch, (Ngwenya 84), Simms, Pontius, McCarty (Boskovic 73), Wolff, Davies.

TFC: Frei, Peterson, Harden, Cann (Attakora 12), Borman, Cordon (Gargan 54), de Guzman, Tchani, Martina, Santos (Zavarise 66), Stevanovic

D.C. United rode a first-half brace by Australian forward Danny Allsopp and stellar goalkeeping by 19-year-old Bill Hamid to defeat the Kansas City D.C. United scored two goals in the first ten minutes as the Black-and-Red won their first road game of the 2011 MLS season, defeating Toronto FC at BMO Field, 3-0. Chris Pontius scored twice in the contest, while Charlie Davies earned his first career MLS start and scored his MLS-best fifth goal of the 2011 season. United goalkeeper Bill Hamid only needed to save one shot as he recorded his first shutout of the season and the second of his career. Pontius got the Black-and-Red off to a roaring start in the fifth minute, when he calmly slotted the ball past Toronto goalkeeper Stefan Frei after breaking through the TFC defense. Davies then doubled the scoreline for United a mere five minutes later, putting away a point-blank deflection in the area to put his team ahead 2-0 in the 10th minute. Chances of a second-half comeback for the home side were quickly diminished when TFC's Ty Harden picked up a straight red card after tackling Pontius at the top of the 18-yard box in the 49th minute. The Reds earned two corner kicks in the next five minutes but were unable to challenge Hamid. Pontius effectively put the game away in the 73rd minute as he brought the ball down the left flank, quickly cut back and deftly curled the ball into the far corner just out of reach of Frei to put United ahead 3-0. Rookie Ethan White, earning his second start of the season, preserved the shutout in the 77th minute by clearing a ball off the Black-and-Red goal line for the second consecutive week.

SCORING SUMMARY

DC – Chris Pontius 1 (unassisted) 5

DC – Charlie Davies 5 (unassisted) 10

DC – Chris Pontius 2 (Fred 1) 73

MISCONDUCT SUMMARY

DC – Chris Pontius 1 (unassisted) 5

DC – Charlie Davies 5 (unassisted) 10

DC – Chris Pontius 2 (Fred 1) 73

GAME STATS

	TFC	DC
Total Shots	13	7
Shots on Goal	1	6
Fouls	8	11
Offsides	0	2
Corner Kicks	4	4
Saves	3	1

Referee: Mark Kadlecik

Referee's Assistants: Rob Fereday, Anthony Vasoli

4th Official: Geoff Gamble

Time of Game: 1:50

Weather: Cloudy, 43 degrees

Attendance: 16,313

2011 GAME SUMMARIES

APRIL 21 VS. NEW YORK RED BULLS | L 0-4

WASHINGTON, D.C. | RFK STADIUM

MLS GAME 6 | DCU 2-3-1

DCU: Hamid, Korb (Quaranta 69), Kitchen, Jakovic, Burch, Fred, McCarty (Boskovic 46), Simms, Pontius, Wolff, Davies (Ngwenya 60)

NY: Coundoul, Solli, Marquez, Ream, Miller, Richards (Ballouchy 65), Tainio, De Rosario, Lindpere, Rodgers (Agudelo 74), Henry (Robinson 81)

After a resounding 3-0 road victory against Toronto FC the previous week, D.C. United was left with no answers in a disappointing 4-0 defeat to rivals New York Red Bull at RFK Stadium. International superstar Thierry Henry stole the show scoring two first-half goals and adding an assist in the second half to lead New York. Henry opened the scoring in the 12th minute on a powerful header that sailed past the outstretched arms of United goalkeeper Bill Hamid on a cross from Jun Gunnar Solli. The Frenchman then doubled the New York lead in the 38th minute after muscling through United's backline and picking his spot past Hamid. The Black-and-Red possessed well for much of the half, but struggled making plays in the attacking third. Branko Boskovic came on for United in the second half and brought a much-needed spark to D.C., as he served numerous well-played balls into dangerous areas of the box. United's best chance to score came in the 73rd minute as Boskovic narrowly missed the goal frame on a set-piece bullet that curled directly into the crossbar. Any hopes for a United comeback were dashed only three minutes later, however, as New York's Joel Lindpere made a neat cutback on Clyde Simms and slammed the ball into the back of the net to make the score 3-0. After Boskovic hit the woodwork for a second time in the game, up-and-coming Red Bull striker Juan Agudelo half-volleyed the ball past Hamid in the 92nd minute to finish off the game.

SCORING SUMMARY

NY – Thierry Henry 2 (Jan Gunnar Solli 2) 12

NY – Thierry Henry 3 (unassisted) 38

NY – Joel Lindpere 1 (Thierry Henry 2) 76

NY – Juan Agudelo 2 (Jan Gunnar Solli) 92

MISCONDUCT SUMMARY

None

GAME STATS

	NY	DC
Total Shots	9	9
Shots on Goal	5	3
Fouls	12	4
Offsides	2	5
Corner Kicks	3	4
Saves	3	1

Referee: Jorge Gonzalez
 Referee's Assistants: Greg Barkey, Matthew Kreitzer
 4th Official: Andrew Chapin
 Time of Game: 1:50
 Weather: Partly Cloudy, 59 degrees
 Attendance: 18,052

APRIL 6 VS. NEW ENGLAND REVOLUTION | L 2-3

U.S. OPEN CUP | PLAY-IN GAME

BOYDS, MD
 MARYLAND SOCCERPLEX

DCU: Onstad, Barklage, Brasesco (McCarthy 79), White, Woolard, Najjar, Boskovic, Morsink, Quaranta, Ngwenya (Davies 68), Brettschneider (Pontius 64)

NE: Shuttleworth, Barnes, Cochrane, Loewy (Augustine 91), Tierney, Nyassi, Dabo (Fagundes 76), McCarthy, Kinne, Dube, Mansally (Koger 46)

D.C. United fell victim to multiple defensive mishaps and two Kheli Dube strikes as the Black-and-Red lost to the New England Revolution 3-2 in a play-in game to be eliminated from the 2011 U.S. Open Cup. The Revs efficiently finished their offensive opportunities to break out to a three-goal lead in the 69th minute that would never be relinquished, despite two late goals by Branko Boskovic. After a cautious beginning, Dube opened the scoring in the 34th minute after finishing a cross from teammate Kenny Mansally past United goalkeeper Pat Onstad. Dube beat Onstad again in the 47th minute, blasting an 18-yard shot into the back of the net to double the Revolution lead. Boskovic was not discouraged, and for the second consecutive game the midfielder energized United with his dangerous free kicks. In the 51st minute the Montenegrin was robbed by Revs keeper Bobby Shuttleworth on a curling free kick, and he struck the woodwork in the 58th minute on a flat strike. To head coach Ben Olsen's dismay, New England scored again in the 69th minute after Koger collected a failed D.C. clearance and fired the ball past Onstad to make the score 3-0. Boskovic finally broke through in the 73rd minute with a left-footed strike past Shuttleworth, with Charlie Davies earning the assist. Boskovic then dialed up another left-footed rocket into the goal from 30 yards out in the 83rd minute to cut the Revs lead to one. United's rally was soon halted as Boskovic went off with a leg injury, forcing D.C. to play with 10 men for the remainder of the match as New England held on for the victory.

SCORING SUMMARY

NE – Kheli Dube (Kenny Mansally) 34

NE – Kheli Dube (Alan Koger) 47

NE – Alan Koger (unassisted) 69

DC – Branko Boskovic (Charlie Davies) 73

DC – Branko Boskovic (Andy Najjar) 83

MISCONDUCT SUMMARY

DC – Branko Boskovic (caution; Simulation) 8

NE – Otto Loewy (caution; Tactical Foul) 50

NE – Kheli Dube (caution; Reckless Tackle) 79

NE – Ryan Cochrane (caution; Delaying a Restart) 85

NE – Alan Koger (caution; Reckless Tackle) 86

DC – Kurt Morsink (caution; Tactical Foul) 86

GAME STATS

	NE	DC
Total Shots	9	17
Shots on Goal	4	5
Fouls	18	7
Offsides	1	3
Corner Kicks	1	11
Saves	3	1

Referee: Jose Carlos Rivero
 Referee's Assistants: Mark Gorak, Ian O'Neill
 4th Official: Michael Donovan
 Time of Game: 1:50
 Weather: Partly Cloudy, 81 degrees
 Attendance: 1,843

2012 D.C. UNITED MEDIA GUIDE

APRIL 29 @ HOUSTON DYNAMO | L 1-4

HOUSTON, TX | ROBERTSON STADIUM

MLS GAME 7 | DCU 2-4-1

DCU: Hamid, Zayner (White 61), Jakovic, Kitchen, Burch, Fred (Najar 47), McCarty, Simms, Pontius, Davies, Wolff (Quaranta 84)
HOU: Hall, Freeman, Boswell, Hainault, Ashe, Clark (Watson 71), Cameron, Palmer, Davis, Weaver (Koke 84), Bruin (Ching 81)

Rookie Will Bruin tallied a hat trick for the Houston Dynamo as D.C. United fell 4-1 and remained winless in six attempts at Robertson Stadium. Houston exposed United's young backline, a corps that has given up a total of eight goals in two consecutive MLS matches. Bruin's first goal came only four minutes into the match as he received a through ball from Geoff Cameron and finished past D.C. goalkeeper Bill Hamid. After some first-half posturing, United's Marc Burch scored his first goal of the season on a set piece from 25 yards to square the match in the 39th minute. Josh Wolff and Dax McCarty teamed up to find Burch some shooting space and the defender fired a low shot through a broken wall past Dynamo netminder Tally Hall. The tie was short-lived, however, as Bruin nodded home a header from Brad Davis in the 41st minute to put the Dynamo back on top heading into halftime, 2-1. Davis made the Black-and-Red pay again in the second half, delivering another set piece in the 57th minute. Bruin rose above D.C. rookie Perry Kitchen to head home his third goal of the night and effectively put the Dynamo ahead for good. Houston's Cam Weaver then caught United's backline off-guard and slipped behind the defense as he scored in the 62nd minute on a long throw-in from Hunter Freeman. The goal capped a torrid night for the Black-and-Red, which gave up poor goals defensively and managed only two shots on goal.

SCORING SUMMARY

HOU – Will Bruin 2 (Geoff Cameron 1) 4
DC – Marc Burch 1 (Dax McCarty 1, Josh Wolff 1) 39
HOU – Will Bruin 3 (Brad Davis 5, Geoff Cameron 2) 41
HOU – Will Bruin 4 (Brad Davis 6) 57
HOU – Cam Weaver 3 (Hunter Freeman 1) 62

MISCONDUCT SUMMARY

DC – Dejan Jakovic (caution; Reckless Foul) 66

GAME STATS

	HOU	DC
Total Shots	10	7
Shots on Goal	6	2
Fouls	12	11
Offsides	0	1
Corner Kicks	7	6
Saves	1	2

Referee: Jasen Anno
Referee's Assistants: C.J. Morgante, Brian Poeschel
4th Official: Landis Wiley
Time of Game: 1:50
Weather: Clear, 78 degrees
Attendance: 20,577

MAY 4 VS. SEATTLE SOUNDERS FC | W 2-1

WASHINGTON, D.C. | RFK STADIUM

MLS GAME 8 | DCU 3-4-1

DCU: White, Jakovic, Kitchen, Woolard, Najar (Fred 77), McCarty, Simms (King 82), Pontius (Quaranta 49), Davies, Wolff
SEA: Keller, Riley (Rosales 59), Hurtado, Ianni, Wahl, Evans, Alonso, Friberg, Montero, Fernandez (Gonzalez 76), Jaqua (Levesque 64)

The Black-and-Red returned to peak form in a 2-1 victory over Western Conference power Seattle Sounders FC at RFK Stadium. Charlie Davies and Josh Wolff combined to score two goals on either side of the halftime break to snap Seattle's six-game unbeaten streak. United started four players under the age of 20 but showed veteran poise in their possession for much of the second half against a deep Seattle squad. D.C. opened the scoring in the 31st minute as Andy Najar played a through ball to Davies on the right side of the area. Davies then squared the ball across the box to Wolff, and the veteran left no doubt in firing the ball past Seattle goalkeeper Kasey Keller. The trio hooked up again to double United's lead in the 52nd minute, as Najar played a ball into space for Wolff on the right wing. Wolff curled a low ball directed to the back post, and Davies scored his MLS-best sixth goal of the season. Seattle did not give up, however, and pushed forward in a 3-5-2 formation. The change paid off as Fredy Montero won a penalty kick in the 70th minute that Brad Evans converted to cut the score in half, 2-1. Sounders FC continued to push for the equalizer, but Black-and-Red goalkeeper Bill Hamid rose to the occasion. The second-year netminder displayed flashes of brilliance in parrying an Alvaro Fernandez header in the 73rd minute, followed by a diving save on a Montero shot aimed for the upper right corner. United held possession well for the final twelve minutes to preserve the home victory.

SCORING SUMMARY

DC – Josh Wolff 2 (Charlie Davies 1, Andy Najar 1) 31
DC – Charlie Davies 6 (Josh Wolff 1, Andy Najar 2) 52
SEA – Brad Evans 4 (penalty kick) 71

MISCONDUCT SUMMARY

DC – Ethan White (caution; Reckless Tackle) 13
DC – Charlie Davies (caution; Tactical Foul) 35
SEA – Nate Jaqua (caution; Reckless Foul) 55

GAME STATS

	SEA	DC
Total Shots	13	10
Shots on Goal	5	5
Fouls	11	10
Offsides	1	1
Corner Kicks	7	3
Saves	3	4

Referee: Hilario Grajeda
Referee's Assistants: Bill Ditmar, Paul Scott
4th Official: Daniel Fitzgerald
Time of Game: 1:50
Weather: Partly Cloudy, 52 degrees
Attendance: 11,254

2011 GAME SUMMARIES

MAY 7 VS. FC DALLAS | D 0-0

WASHINGTON, D.C. | RFK STADIUM

MLS GAME 9 | DCU 3-4-2

DCU: Hamid, Kitchen, White, Jakovic, Woolard, Najar (Quaranta 72), King, McCarty, Pontius (Fred 81), Davies, Ngwenya (Wolff 54)
DAL: Hartman, Shea, John, Ihemelu, Loyd, Chavez, Hernandez, Jacobson, Avila (Luna 76), Castillo (Warshaw 90), Rodriguez (Alexander 46)

D.C. United notched its second shutout of the season behind a suffocating backline as the Black-and-Red earned a point in a scoreless draw against 2010 MLS Cup finalist FC Dallas at RFK Stadium. Playing its second game in four days, United held strong in a physical game lacking opportunities for either side. The Black-and-Red dominated possession for the entirety of the game, as FC Dallas tried to find a rhythm without David Ferreira, the defending League MVP. One of United's best chances came seven minutes into the game as Dallas defender Brek Shea's attempted clearance fell to D.C. forward Charlie Davies. The MLS Budweiser Golden Boot leader's shot was saved by goalkeeper Kevin Hartman, and a dangerous rebound landed in front of Andy Najar with Hartman out of position. The young Honduran fired toward the open net, but the attempt was stifled by Dallas defender Ugo Ihemelu's clearance. Continuing into the second half, the Black-and-Red was unable to convert its offensive chances, despite controlling much of the possession. Charlie Davies won a free kick in the 60th minute at the top of the FC Dallas area after being taken down by George John, but Chris Pontius's attempt was blocked by the wall. Perhaps D.C. United's best opportunity came in the waning moments of the game as Josh Wolff received a long ball from Santino Quaranta. Wolff found Fred streaking into the area, playing a low cross across the goalmouth, but the Brazilian's header was knocked away by a lunging save from Hartman to preserve the draw. The result marked Hamid's second shutout of the season and D.C. United cemented its place in the middle of the Eastern Conference standings.

SCORING SUMMARY

None.

MISCONDUCT SUMMARY

DAL – George John (caution; Tactical Foul) 59
DC – Fred (caution; Reckless Tackle) 82

GAME STATS

	DAL	DC
Total Shots	10	11
Shots on Goal	2	5
Fouls	11	11
Offsides	1	0
Corner Kicks	5	5
Saves	3	2

Referee: Baldomero Toledo
Referee's Assistants: Kevin Duliba, Rob Fereday
4th Official: Alejandro Mariscal
Time of Game: 1:49
Weather: Partly Cloudy, 67 degrees
Attendance: 11,504

MAY 14 VS. COLORADO RAPIDS | D 1-1

WASHINGTON, D.C. | RFK STADIUM

MLS GAME 10 | DCU 3-4-3

DCU: Hamid, Kitchen, White, Jakovic, Woolard, Najar, McCarty, Simms (Fred 80), Pontius, Wolff (Ngwenya 44), Davies (Quaranta 34)
COL: Pickens, Wynne, Marshall, Moor, Kimura, Smith, Larentowicz, Mastroeni, Thompson (LaBaux 94), Akpan (Nyassi 75), Amarikwa (Casey 67)

Chris Pontius scored his third goal of the season as D.C. United tied the 2010 MLS Cup champion Colorado Rapids 1-1 at RFK Stadium to extend its unbeaten streak to three games. United avenged a disappointing 4-1 loss to Colorado only a month earlier in Commerce City, Colo. on April 3. The draw did not come without consequence, however, as the Black-and-Red's two leading goal scorers, Charlie Davies and Josh Wolff, were subbed out with two subsequent first-half injuries. United opened the game sluggish and Colorado scored the first goal of the match in the 23rd minute as a result. Jamie Smith played an in-swinging set piece into the heart of the penalty box from 40 yards out and Drew Moor finished the ball past goalkeeper Bill Hamid after United failed to clear. The Black-and-Red continued to search for some kind of rhythm, as Santino Quaranta and Joseph Ngwenya came on in the 34th and 44th minutes to replace the ailing Davies and Wolff up top. United flipped the switch in the second half, dominating possession against a Rapids squad that had no answers and reverted to a shell defense. D.C. continued to push forward and was rewarded in the 62nd minute after Pontius sped into the left side of the box and collided with Rapids defender Kosuke Kimura – this time resulting in a penalty kick. Pontius finished what he started, calmly firing the ball past goalkeeper Matt Pickens to equalize the score at one. A gritty affair played out over the final 30 minutes as both sides pushed hard for the game winner. The Black-and-Red had a chance at victory in stoppage time as Chris Pontius courageously slid for a ball in the box that deflected off Pickens and landed on Ngwenya's left foot. The Zimbabwean had a poor angle, however, and shot wide left of the goal to the chagrin of the United faithful.

SCORING SUMMARY

COL – Drew Moor 1 (unassisted) 23
DC – Chris Pontius 3 (penalty kick) 62

MISCONDUCT SUMMARY

COL – Drew Moor (caution; Tactical Foul) 46+
COL – Matt Pickens (caution; Delaying a Restart) 92+

GAME STATS

	COL	DC
Total Shots	7	11
Shots on Goal	2	4
Fouls	7	15
Offsides	2	6
Corner Kicks	2	3
Saves	3	1

Referee: Terry Vaughn
Referee's Assistants: Steven Taylor, Jason Cullum
4th Official: Daniel Fitzgerald
Time of Game: 1:50
Weather: Partly Cloudy, 67 degrees
Attendance: 12,499

2012 D.C. UNITED MEDIA GUIDE

MAY 22 VS. AFC AJAX | L 2-1

WASHINGTON, D.C. | RFK STADIUM

INTERNATIONAL FRIENDLY

DCU: Hamid (Cronin 46), Woolard, White, Jakovic (Korb 46), Barklage, Najar (Brascesco 71), Kitchen (Shanosky 76), McCarty (Fred 46), Pontius (King 59), Ngwenya, Quaranta (Brettschneider 46)

AJAX: Vermeer, Anita, Olijier (Alderweireld 60), Oleguer (Vertonghen 60), Blind, De Zeeuw, (de Jong 46), Lodeiro, Enoch, Sulejmani, Cvitanich (van de Wiel 76), Ozbilic (Ebecilio 46)

D.C. United welcomed newly crowned Dutch champions AFC Ajax to RFK Stadium as the two most historically successful clubs in their respective leagues met for the first time. Despite a barrage of second-half shots from United, Ajax held on for the friendly victory as Vurnon Anita scored the game-winner in the 87th minute. Ajax displayed their European prominence early in the first half and tallied the first goal in the 10th minute. Nicolas Lodeiro played forward Miralem Sulejmani a perfect wall pass in the box and Sulejmani calmly slotted the ball past United goalkeeper Bill Hamid. D.C. defender Brandon Barklage took advantage of his playing time and responded to the Ajax goal with a rocket of his own from 40 yards out that was spectacularly saved by goalkeeper Kenneth Vermeer. Ajax sat back for much of the rest of the first half and the game opened immensely as United pushed forward, resulting in multiple counter-attack opportunities for Ajax. United head coach Ben Olsen made five changes at the halftime break and the Black-and-Red poured the pressure on the Ajax defense. Rookie Blake Brettschneider made a strong impact for D.C. in the second half, recording five shots and finding the back of the net in the 58th minute for the equalizer. Under high pressure from a United squad desperate for a goal, D.C. forward Joseph Ngwenya pounced on a mistake by Ajax midfielder Eyang Enoch inside the penalty box and crossed the ball to a wide open Brettschneider, who squared the match. Both sides continued to exchange opportunities and United backup goalkeeper Steve Cronin was able to preserve the score line with a one-on-one save on Lorenzo Ebecilio in the 76th minute. Ajax soon found the winner, however, when Anita burst through the Black-and-Red backline in the 87th minute and fired home a left-footed strike across Cronin and into the side netting.

SCORING SUMMARY

AJAX – Sulejmani (Lodeiro) 10
DC – Brettschneider (Ngwenya) 58
AJAX – Anita (unassisted) 87

MISCONDUCT SUMMARY

AJAX – Lorenzo Ebecilio (caution) 69

GAME STATS

	AJAX	DC
Total Shots	11	12
Shots on Goal	3	4
Fouls	4	11
Offsides	2	3
Corner Kicks	1	5
Saves	3	1

Referee: Mark Geiger
Referee's Assistants: Sean Hurd, Kermit Quisenberry
4th Official: John McCloskey
Time of Game: 1:49
Weather: Cloudy, 76 degrees
Attendance: 10,728

MAY 29 @ PORTLAND TIMBERS | W 3-2

PORTLAND, OR | JELD-WEN FIELD

MLS GAME 11 | DCU 4-4-3

DCU: Hamid, Kitchen, White, Jakovic, Woolard, Najar (Fred 87), King, Simms, Pontius, Brettschneider, Ngwenya (Wolff 51) (Barklage 91-)

POR: Perkins, Hall, Brunner, Danso, Wallace, Zizzo, Jewsbury, Chara (Moffat 84), Alhassan, Cooper (Pore 69), Perlaaza

D.C. United relied on a mix of youth and experience, as rookie Perry Kitchen scored his first career MLS goal, rookie Blake Brettschneider flicked two assists and 13-year veteran Josh Wolff tallied the game winner to lead the Black-and-Red to a 3-2 victory over the Portland Timbers at JELD-WEN Field. United's victory marked the first win by an away side in Portland since its inception in MLS six games before. United found success on the pitch despite being without forward Charlie Davies and captain Dax McCarty due to injuries. The Black-and-Red jumped on Portland in the 13th minute, as Kitchen scored off a flicked header from Brettschneider to give United a lead it would take into the halftime break. In the second half, Portland earned a penalty kick when United defender Dejan Jakovic pulled down Kenny Cooper as the ball entered the box on a long throw. In an odd series of events, Cooper was twice saved by goalkeeper Bill Hamid, but Hamid was twice whistled for leaving his line early. Jack Jewsbury then took Cooper's place and equalized the score at one on the Timbers third try. The situation drew much ire from United coaches and players and Hamid received a yellow card for dissent. The away side was not dismayed, however, and was rewarded for its offense in the 75th minute after Portland's Diego Chara was whistled for a handball in the box. Chris Pontius lined up for D.C. and finished top shelf to put his club ahead, 2-1. United then scored again in the 85th minute as Brettschneider flicked another ball into a dangerous area and Wolff composedly tapped a shot over goalkeeper Troy Perkins. Portland answered three minutes later on a set-piece header by Jorge Perlaaza. The offensive flurry from the Timbers in the waning moments was too little too late, as United held on for the road three points to extend their unbeaten streak to four games.

SCORING SUMMARY

DC – Perry Kitchen 1 (Blake Brettschneider 1, Chris Pontius 1) 13
POR – Jack Jewsbury 3 (penalty kick) 67
DC – Chris Pontius 4 (penalty kick) 75
DC – Josh Wolff 3 (Blake Brettschneider 2) 85
POR – Jorge Perlaaza 3 (Jeremy Hall 2) 88

MISCONDUCT SUMMARY

DC – Dejan Jakovic (caution; Reckless Tackle) 57
DC – Bill Hamid (caution; dissent) 66

GAME STATS

	POR	DC
Total Shots	9	9
Shots on Goal	4	5
Fouls	7	14
Offsides	4	4
Corner Kicks	8	2
Saves	2	2

Referee: Geoff Gamble
Referee's Assistants: Craig Lowry, Eric Proctor
4th Official: Silviu Petrescu
Time of Game: 1:50
Weather: Cloudy, 55 degrees
Attendance: 18,627

2011 GAME SUMMARIES

JUNE 3 @ LA GALAXY | D 0-0

MLS GAME 12 | DCU 4-4-4

CARSON, CA | THE HOME DEPOT CENTER

DCU: Hamid, Korb, Kitchen, White, Woolard, Najar, Simms, Fred (King 61), Pontius, Wolff (Ngwenya 88), Brettschneider (Davies 67)
LA: Saunders, Dunivant, DeLaGarza, Gonzalez, Franklin, Juninho (Kirovski 46), Beckham, Birchall, Magee, Barrett (Cristman 82), Lopez (Cardozo 68)

D.C. United battled cross-country rival LA Galaxy to a scoreless draw as the Black-and-Red started four rookies en route to extending its unbeaten streak to six matches. Donning the new red third kit, United controlled most of the game and were unlucky to come away with only a point despite its past misfortunes at The Home Depot Center. Playing without Landon Donovan, the LA Galaxy appeared sluggish for most of the game and nearly conceded a goal in the 25th minute. United's Andy Najar corralled a long ball on the wing of the penalty box and volleyed a dangerous low cross across the goalmouth towards a charging Josh Wolff. LA defender Omar Gonzalez disrupted Wolff's timing, as a deflection off the defender was just enough to prevent a quality chance on goal. United controlled possession for much of the remainder of the half as LA continued to pursue some sort of rhythm in the midfield. Wolff again had a fantastic chance to break the scoring drought in the 63rd minute after collecting a long throw from Chris Pontius. Wolff settled the ball on the edge of the six-yard box, but the veteran forward struck the ball wide of net. United was not done, however, and continued to push for the road victory as it had the previous week in Portland. The Black-and-Red was nearly rewarded in the 81st minute on a counter-attack that caught the Galaxy defense off guard. Wolff played a nifty through ball to a cutting Charlie Davies who sped past Gonzalez and dribbled right of goalkeeper Josh Saunders only to lose balance and push the ball wide of the near post. The breakaway opportunity would be the lasting moment of the game as United's trio of freshman on the backline, Perry Kitchen, Chris Korb and Ethan White, along with Daniel Woolard, held the Galaxy at bay to preserve the draw against the Western Conference leaders and move the Black-and-Red to third place in the Eastern Conference.

SCORING SUMMARY

None.

MISCONDUCT SUMMARY

DC - Fred (caution; Reckless Tackle) 6
LA - Omar Gonzalez (caution; Reckless Tackle) 42
DC - Ethan White (caution; Reckless Tackle) 65

GAME STATS

	LA	DC
Total Shots	5	7
Shots on Goal	1	3
Fouls	13	14
Offsides	3	4
Corner Kicks	3	4
Saves	3	2

Referee: Silviu Petrescu
Referee's Assistants: Daniel Belleau, Mike Rottersman
4th Official: Drew Fischer
Time of Game: 1:50
Weather: Partly Cloudy, 62 degrees
Attendance: 20,036

JUNE 11 VS. SAN JOSE EARTHQUAKES | L 2-4

WASHINGTON, D.C. | RFK STADIUM

MLS GAME 13 | DCU 4-5-4

DCU: Hamid, Korb (Barklage 68), White, Kitchen, Woolard (McCarty 78), Najar, Fred, Simms, Pontius, Brettschneider (Davies 63), Wolff
SJ: Busch, Beitashour, Burling, Hernandez, Convey, Ampaipitakwong (McDonald 89), Cronin, Stephenson (Dawkins 48), Ring, Corrales, Lenhart

The League's youngest backline was finally exposed as D.C. United fell to the San Jose Earthquakes, 4-2. The Earthquakes were powered by a hat trick and an assist from forward Steven Lenhart to snap United's season-high five-game unbeaten streak. United appeared destined to continue its winning ways early on, as Andy Najar scored his first goal of the season on a low cross through the box from Josh Wolff in the 13th minute. The Earthquakes quickly answered when Lenhart scored his first goal of the night in the 15th minute after he received a through ball from Khari Stephenson and dodged United goalkeeper Bill Hamid to finish in the open net. The high tempo pace continued through the 22nd minute when Hamid gave up a costly rebound that fell to the feet of Lenhart who promptly put the Earthquakes ahead 2-1. DC came firing back and equalized in the 34th minute as Chris Korb found Blake Brettschneider with his back to the goal at the top of the box. Brettschneider turned inside and powered home a left-footed shot past goalkeeper Jon Busch. San Jose made its stamp on the game shortly after the halftime break when substitute Simon Dawkins played a give-and-go with Lenhart to get behind the United defense and beat Hamid to put the Earthquakes on top in the 49th minute. The defensive woes continued for the Black-and-Red in the 60th minute as Hamid decided to come off his line to challenge a high ball at the top of the box. The 20-year-old goalkeeper arrived late and Lenhart headed the ball towards an empty frame to record his first career MLS hat trick and secure a seemingly insurmountable lead for San Jose, 4-2. United desperately pushed forward in an attempt to cut the deficit over the final half hour, but multiple opportunities were squandered by Busch and his defensive mates as the Earthquakes secured an important road victory.

SCORING SUMMARY

DC - Andy Najar 1 (Josh Wolff 2) 13
SJ - Steven Lenhart 2 (Khari Stephenson 2) 15
SJ - Steven Lenhart 3 (unassisted) 22
DC - Blake Brettschneider 1 (Chris Korb 2) 34
SJ - Simon Dawkins 4 (Steven Lenhart 2) 49
SJ - Steven Lenhart 4 (Steven Beitashour 2) 60

MISCONDUCT SUMMARY

SJ - Brad Ring (caution; Reckless Foul) 87

GAME STATS

	SJ	DC
Total Shots	10	13
Shots on Goal	6	6
Fouls	12	11
Offsides	1	4
Corner Kicks	1	10
Saves	4	2

Referee: Andrew Chapin
Referee's Assistants: Greg Barkey, Corey Parker
4th Official: Alex Prus
Time of Game: 1:50
Weather: Partly Cloudy, 80 degrees
Attendance: 14,105

2012 D.C. UNITED MEDIA GUIDE

JUNE 18 @ REAL SALT LAKE | D 1-1

MLS GAME 14 | DCU 4-5-5

SANDY, UT | RIO TINTO STADIUM

DCU: Hamid, Zayner, Kitchen, White, Woolard, Najar, King (Fred 78), Simms (McCarty 46), Pontius, Brettschneider, Wolff (Davies 62)
RSL: Rimando, Beltran, Olave, Borchers, Wingert (Russell 86), Williams, Beckerman, Warner (Johnson 56), Grabavoy, Alexandre, Espindola (Aghasyan 83)

D.C. United extended its unbeaten streak on the road to three games after tying Real Salt Lake 1-1 at Rio Tinto Stadium. Charlie Davies scored his seventh goal of the season by way of a penalty kick and midfielder Chris Pontius generated scoring opportunities throughout the game to lead the Black-and-Red to a road point. Following a poor showing the previous week against San Jose, United responded with inspired play early on and nearly struck gold in the 14th minute on a cross from rookie Perry Kitchen. Josh Wolff redirected Kitchen's cross and Pontius finished the ball in the back of the net, but the goal was called back after the official deemed Wolff offside. Real took control of possession as the first half continued and it paid off in the 38th minute, when Kyle Beckerman earned a penalty kick for Salt Lake after United's Clyde Simms lost his footing and handled the ball in the box. Fabian Espindola easily finished the spot kick past D.C. goalkeeper Bill Hamid to put Real up by one heading into the halftime break. Pontius nearly scored in the early goings of the second half after forward Blake Brettschneider back-heeled a wall pass at the top of the 18-yard box for Pontius. The 24-year-old fired a powerful shot, but was a bit unlucky as the ball pelted directly off the crossbar. As the game continued at a slow progression for the remainder of the second half, the Black-and-Red finally found daylight on a counter-attack in the 83rd minute led by Davies and Fred. RSL defender Chris Wingert was whistled for taking down Davies in the penalty box and Davies equalized, scoring his fourth penalty kick of the season. United had a fantastic opportunity to steal three points in the final minute of stoppage time, but Pontius was foiled by the crossbar again and the game came to a close, 1-1.

SCORING SUMMARY

RSL – Fabian Espindola 4 (penalty kick) 38
DC – Charlie Davies 7 (penalty kick) 85

MISCONDUCT SUMMARY

DC – Blake Brettschneider (caution; Tactical Foul) 65

GAME STATS

	RSL	DC
Total Shots	8	6
Shots on Goal	4	3
Fouls	15	11
Offsides	2	1
Corner Kicks	3	2
Saves	2	3

Referee: Terry Vaughn
Referee's Assistants: Kermit Quisenberry, Jeff Hosking
4th Official: Elias Bazakos
Time of Game: 1:51
Weather: Cloudy, 78 degrees
Attendance: 16,841

JUNE 25 VS HOUSTON DYNAMO | D 2-2

MLS GAME 15 | DCU 4-5-6

WASHINGTON, D.C. | RFK STADIUM

DCU: Hamid, Zayner, Kitchen, White, Woolard, Najar, Simms, McCarty (Fred 59), Pontius, Davies (King 85), Wolff (Brettschneider 69)
HOU: Hall, Sarkodie (Weaver 78), Taylor, Hainault, Ashe (Chabala 68), Cruz, Watson, Cameron, Davis (Clark 46), Ching, Bruin

Brian Ching tallied an 89th-minute equalizer to stun D.C. United and earn the draw for the visiting Houston Dynamo at RFK Stadium, 2-2. The Black-and-Red appeared well on its way to the victory behind goals from Chris Pontius and Charlie Davies, but late misfortunes once again deterred United from earning three points at home. Looking to avenge a 4-1 loss in Houston earlier in the season, United dominated possession early and were rewarded in the 31st minute. Pontius found space at the top of the box and drilled a low ball near post into the back of the net to put the home side ahead, 1-0. Houston answered only 10 minutes later when veteran forward Brian Ching was taken down in the box by D.C. goalkeeper Bill Hamid. A penalty kick was awarded to the Dynamo and Brad Davis slotted the ball home to draw Houston even at one. DC responded by nearly scoring on two consecutive chances just before the halftime whistle, as Dax McCarty had a shot saved off the goal line and Dynamo goalkeeper Tally Hall made a spectacular save on a diving header by Davies. Houston came out firing at the beginning of the second half, but United held off the attack and retook the lead in the 73rd minute. Andy Najar took a strong dribble towards net on the goal line and Davies put away the loose ball to score his eighth goal of the season. The Dynamo pushed forward relentlessly over the course of the final 15 minutes, sending multiple crosses into the penalty area. Houston finally struck gold in the waning moments as Colin Clark played a cross towards Ching towards the top of the box. With a bit of luck from a deflection, Ching's header floated into the corner of the net for the equalizer. United remains unbeaten in seven of eight matches, but has yet to earn a win in four games.

SCORING SUMMARY

DC – Chris Pontius 5 (Wolff 4) 31
HOU – Brad Davis 2 (penalty kick) 41
DC – Charlie Davies 8 (unassisted) 73
HOU – Brian Ching 1 (Clark 1) 89

MISCONDUCT SUMMARY

HOU – Kofi Sarkodie (caution; Reckless Tackle) 74
DC – Chris Pontius (caution; Dissent) 96+
HOU – Danny Cruz (caution; Delaying a Restart) 96+

GAME STATS

	HOU	DC
Total Shots	4	8
Shots on Goal	7	3
Fouls	14	14
Offsides	0	1
Corner Kicks	7	6
Saves	1	5

Referee: Mark Kadlecek
Referee's Assistants: Rob Fereday, James Conlee
4th Official: John McCloskey
Time of Game: 1:53
Weather: Cloudy, 84 degrees
Attendance: 15,734

2011 GAME SUMMARIES

JULY 2 VS. PHILADELPHIA UNION | D 2-2

WASHINGTON, D.C. | RFK STADIUM

MLS GAME 16 | DCU 4-5-7

DCU: Hamid, Kitchen, White, McDonald, Woolard, Najar, De Rosario, Simms, Pontius, Davies (Brettschneider 57), Wolff (Fred 68)
PHI: Mondragon, Williams, Califf, Valdes, Harvey, Mapp (McInerney 78), Le Toux, Carroll, Paunovic (Farfan 66), Mwanga (Daniel 71), Ruiz

For the second consecutive week, D.C. United held a 2-1 lead heading into the game's final 10 minutes against an Eastern Conference opponent ahead in the standings, and for the second consecutive week, D.C. United relinquished its lead and was forced to settle for a tie. This week it was Philadelphia's Carlos Ruiz who squared the match in the 84th minute to force a 2-2 draw, spoiling Dwayne De Rosario's United debut. The 1-85 rivals postured for much of the first half, but United struck first in the 44th minute when Andy Najar found De Rosario on the left side of the box. De Rosario drew two defenders as he dribbled to the end line and hooked up with fellow veteran Josh Wolff for the opening goal. On the other side of the half, the Union came across a bit of luck as United's Perry Kitchen made a clearing attempt on a cross, but accidentally hit the ball into his own net to square the match at one. Undeterred by the mistake, RFK Stadium erupted in the 58th minute when 18-year-old Andy Najar fired a missile from 35 yards out to beat sprawling goalkeeper Faryd Mondragon. The strike put the home side back on top, 2-1, and was justified with a Week 16 MLS Goal of the Week nomination. With a 2-1 lead for the second straight week at RFK, the Black-and-Red seemed poised to have learned from its prior mistakes and ready to secure a vital win. Those dreams came crashing down as Philadelphia's Sheanon Williams found space on the right flank in the 84th minute. Williams played a low ball across the United goal frame and found Carlos Ruiz for the equalizing flick into the net, 2-2. United certainly showed flashes of brilliance with the addition of De Rosario in offense but will need to tighten up the screws defensively to make a strong push in the Eastern Conference.

SCORING SUMMARY

DC – Josh Wolff 4 (De Rosario 1) 44
PHI – own goal (Kitchen) 49
DC – Andy Najar 2 (unassisted) 58
PHI – Carlos Ruiz 5 (Williams 2) 84

MISCONDUCT SUMMARY

PHI – Jordan Harvey (caution; Tactical Foul) 16

GAME STATS

	PHI	DC
Total Shots	9	10
Shots on Goal	4	6
Fouls	8	8
Offsides	0	2
Corner Kicks	2	5
Saves	4	3

Referee: Abiodun Okulaja
Referee's Assistants: Chris Strickland, Adam Garner
4th Official: Daniel Fitzgerald
Time of Game: 1:50
Weather: Partly Cloudy, 92 degrees
Attendance: 13,365

JULY 9 @ NEW YORK RED BULLS | W 1-0

HARRISON, NJ | RED BULL ARENA

MLS GAME 17 | DCU 5-5-7

DCU: Hamid, Kitchen, White, McDonald, Woolard, Najar, De Rosario, Simms, Pontius (Fred 79), Davies (Brettschneider 87), Wolff (Ngwenya 74)
NY: Sutton, Solli, Mendes, Ream, Miller, Richards (Da Luz 82), Ballouchy (Agudelo 66), McCarty, Lindpere, Rodgers, Henry

Dwayne De Rosario made a triumphant return to Red Bull Arena Saturday night, netting what proved to be the game-winning goal for visiting United. Looking to avenge a 4-0 loss at RFK from earlier in the season, the newly inspired United side were able to thwart off numerous chances by a determined New York Red Bulls in the opening moments of the match. Both sides saw several chances in the first half, but neither found the back of the net. The most promising chance of the first half came in the 43rd minute when United's Charlie Davies slipped behind the backline of New York's defense, dribbled past the outstretched arms of Greg Sutton and nearly scored past a sliding Tim Ream who deflected Davies' attempt out of play. The Red Bulls came out firing in the opening minutes of the second half, and Thierry Henry nearly took advantage of a defensive miscue by United in the 50th minute. Although the Red Bulls played true to form and held the edge in possession, United were able to capitalize on a counterattack led by Andy Najar in the 61st minute. The elusive midfielder delivered a ball to a streaking De Rosario who let the ball continue toward forward Josh Wolff, only to receive the ball back in time to bury a left-footed shot off the far-post. This marked the first goal for De Rosario since being traded away from New York two weeks prior. In a frantic finish, United was able to hold off the relentless Red Bulls and pick up three crucial points on the road. Thought to be the Achilles' heel of a talented but young side, the Black-and-Red finally proved it could hold onto a second-half lead after surrendering late goals in the waning minutes of their previous two matches. The addition of De Rosario's playmaking ability and creativity has certainly been on display in his first two games since joining the Black-and-Red.

SCORING SUMMARY

DC – Dwayne De Rosario 1 (Josh Wolff 5) 61

MISCONDUCT SUMMARY

NY – Dane Richards (caution; Tactical Foul) 82
DC – Charlie Davies (caution; Reckless Foul) 85
NY – Roy Miller (caution; Dissent) 85

GAME STATS

	NY	DC
Total Shots	12	10
Shots on Goal	4	3
Fouls	7	12
Offsides	4	3
Corner Kicks	5	1
Saves	2	4

Referee: Jair Marrufo
Referee's Assistants: C.J. Morgante; Corey Rockwell
4th Official: Jose Carlos Rivero
Time of Game: 1:51
Weather: Clear, 87 degrees
Attendance: 22,200

2012 D.C. UNITED MEDIA GUIDE

JULY 16 @ FC DALLAS | D 0-0

MLS GAME 18 | DCU 5-5-8

FRISCO, TX | PIZZA HUT PARK

DCU: Hamid, Kitchen, White, McDonald, Woolard, Najar (King 72), De Rosario, Simms, Pontius, Davies (Fred 54), Ngwenya
DAL: Hartman, Loyd, John, Ihemelu, Benitez, Jackson, Alexander (Avila 72), Hernandez, Villar (Guarda 61), Shea, Chavez (Rodriguez 81)

D.C. United fought through 100-degree temperatures as it battled FC Dallas to a scoreless draw in sweltering Frisco, Texas. United goalkeeper Bill Hamid only needed to make two saves as he earned his second consecutive shutout and fifth of the season to lead the Black-and-Red. Scoring chances were few and far between in the sizzling heat for the out-of-conference foes as the game had only three total shots on goal. United was out of the game's best scoring opportunity as rookie defender Ethan White hesitated with the ball on his foot at midfield and was dispossessed by Dallas forward Marvin Chavez in the 67th minute. Chavez had a clear break to the goal on Hamid with support from his teammate Jackson, but flubbed the opportunity with a poor shot to the left of the net. United defender Brandon McDonald was at the end of two of United's best chances on either side of the half. In the 34th minute, McDonald received a free kick from Andy Najar at the top of the six-yard box but volleyed the ball over the net. McDonald was at the end of another ball from Najar in the 57th minute, but squandered the opportunity by heading the ball just wide of net. The Black-and-Red could have used offense from forward Josh Wolff; however, the veteran was scratched just before game time due to a strained left hamstring. Despite being outshot by Dallas, D.C. United did well to come away with the important road point against a tough Western Conference opponent.

SCORING SUMMARY

None.

MISCONDUCT SUMMARY

DC – Ethan White (caution; Tactical Foul) 26
DAL – Daniel Hernandez (caution; Tactical Foul) 58

GAME STATS

	DAL	DC
Total Shots	10	4
Shots on Goal	2	1
Fouls	15	11
Offsides	3	4
Corner Kicks	4	3
Saves	1	2

Referee: Niko Bratsis
Referee's Assistants: Peter Manikowski, Craig Lowry
4th Official: Ricardo Salazar
Time of Game: 1:50
Weather: Partly Cloudy, 100 degrees
Attendance: 10,802

JULY 20 VS. NEW ENGLAND REVOLUTION | L 0-1

MLS GAME 19 | DCU 5-6-8

WASHINGTON, D.C.
RFK STADIUM

DCU: Hamid, Kitchen, White, McDonald, Woolard, Najar, De Rosario, Simms (Ngwenya 79), Pontius (Da Luz 71), Davies, Wolff (Fred 63)
NE: Reis, Alston, Cochrane (Barnes 22), Soares, Tierney, Joseph, McCarthy, Phelan, Boggs (Nyassi 58), Schilawski (Mansally 68), Lekic

Despite dominating the possession battle through intense heat and humidity, D.C. United's struggles at RFK Stadium continued as it lost to the New England Revolution, 1-0. New England midfielder Stephen McCarthy tallied his second goal of the season in the 73rd minute and goalkeeper Matt Reis stopped a barrage of United shots to secure the Revs' first road victory of the season. D.C. jumped on New England early in the match and Charlie Davies made a quick run and cut back at the top of the box in the 17th minute, but his near post shot was thwarted by Reis. Attacking-midfielder Dwayne De Rosario sustained the offensive onslaught with two shots of his own from the top of the penalty box. The first shot curled towards the far post and was parried by Reis, while the second strike hummed dangerously over the crossbar. The Black-and-Red's relentless attack was finally rewarded just before halftime as Revs midfielder Pat Phelan was whistled for a handball in the box. New England was given new life, however, as Davies' spot kick sailed over the top of the goal. United continued to control possession in the second half, throwing players forward as the backline held form at midfield. De Rosario nearly scored in the 70th minute after trapping a pass from Chris Pontius but played his shot just wide of goal. The Revs' defensive diligence paid off in the 73rd minute as it earned a set piece in United's defensive half. Chris Tierney made the set-piece opportunity count by playing a curling ball onto McCarthy's head for the go-ahead goal. New England sank into its defensive shell for the remainder of the game as United pushed hard for the equalizer, but Reis and the Revs backline held strong and preserved the victory. United is winless at RFK Stadium since a 2-1 victory May 4 against the Seattle Sounders.

SCORING SUMMARY

NE – Stephen McCarthy 2 (Chris Tierney 2) 73

MISCONDUCT SUMMARY

NE – Kenny Mansally (caution; Delaying a Restart) 77

GAME STATS

	NE	DC
Total Shots	9	15
Shots on Goal	2	6
Fouls	5	6
Offsides	1	0
Corner Kicks	3	8
Saves	6	1

Referee: Michael Kennedy
Referee's Assistants: Kermit Quisenberry, Bill Dittmar
4th Official: Jose Carlos Rivero
Time of Game: 1:52
Weather: Partly Cloudy, 91 degrees
Attendance: 15,597

2011 GAME SUMMARIES

JULY 23 VS. EVERTON | L 1-3

WASHINGTON, D.C. | RFK STADIUM

INTERNATIONAL FRIENDLY

DCU: Hamid (Cronin 46), Korb (Kitchen 46), McDonald (Simms 78), Jakovic (White 46), Burch (Woolard 70), Najar (De Rosario 46), King, Morsink (Shanosky 46), Da Luz, Ngwenya, Wolff (Pontius 36)
EVE: Mucha, Coleman, Jagielka (Neville 70), Distin, Baines (Heitinga 70), Anichebe (McAleny 52), Rodwell, Barkley (Gueye 46), Bilyaletdinov, Cahill (Beckford 72), Veltios (Osman 46)

Everton displayed its Premiership quality against D.C. United as the English side battled to a 3-1 victory in a midseason international friendly at RFK Stadium. Despite the adverse temperatures, Everton was quick to get on the board as forward Victor Anichebe received a ball from Leighton Baines behind the United backline and placed a shot past goalkeeper Bill Hamid to put the Toffees ahead only four minutes into the match. Everton then doubled its lead in the 16th minute when Diniyar Bilyaletdinov beat Hamid through the legs after getting a through ball from teammate Ross Barkley. Although the Black-and-Red found itself down early, they continued to push forward and nearly equalized in the 29th minute when Andy Najar chipped goalie Jan Mucha but was denied by the crossbar. United came out with renewed vigor after the halftime break and midfielder Chris Pontius cut the score in half in the 47th minute, 2-1. Dwayne De Rosario, fresh off the bench, played a long ball to Pontius and the speedster finished past Mucha in the penalty box. Over the course of the rest of the half both sides exchanged goal-scoring chances, but United goalkeeper Steve Cronin and Mucha squandered all opportunities with subsequent saves. As the Black-and-Red continued its search for the equalizer, Everton countered and added an insurance goal to their lead to make the score 3-1. Jermaine Beckford played a deft cross across the D.C. penalty area and Magaye Gueye volleyed past a sprawling Cronin. Pontius nearly scored again in the waning moments, but Mucha and the Toffees held strong to preserve the 3-1 road victory.

SCORING SUMMARY

EVE – Victor Anichebe (Leighton Baines) 4
EVE – Diniyar Bilyaletdinov (Ross Barkley) 16
DC – Chris Pontius (Dwayne De Rosario) 47
EVE – Magaye Gueye (Jermaine Beckford) 82

MISCONDUCT SUMMARY

EVE – Tim Cahill (caution; Handball) 27

GAME STATS

	EVE	DC
Total Shots	22	24
Shots on Goal	7	14
Fouls	13	3
Offsides	1	3
Corner Kicks	2	9
Saves	13	3

Referee: Jair Marrufo
Referee's Assistants: C.J. Morgante, Corey Rockwell
4th Official: Daniel Fitzgerald
Time of Game: 1:48
Weather: Partly Cloudy, 99 degrees
Attendance: 12,789

JULY 30 @ SAN JOSE EARTHQUAKES | W 2-0

SANTA CLARA, CA
BUCK SHAW STADIUM

MLS GAME 20 | DCU 6-6-8

DCU: Hamid, Kitchen, Jakovic, McDonald, Woolard, Najar, King, Simms, Pontius (White 89), Brettschneider (Da Luz 73), De Rosario (Barklage 84)
SJ: Busch, Ward, Attakora, Corrales, Convey, Wondolowski, Cronin, Stephenson (Luzunaris 66), Peterson, Gordon (Ampaipitakwong 73), Sealy (Gjertsen 58)

Dwayne De Rosario returned to face the team that gave him his MLS start, netting two goals against San Jose Earthquakes. Injuries to Josh Wolff, Charlie Davies and Joseph Ngwenya forced head coach Ben Olsen to make changes to his front line ahead of the match, starting De Rosario at forward rather than his usual midfield position. De Rosario proved comfortable in the role, scoring two second-half goals and lifting visiting D.C. United to their first victory at the Earthquakes' home stadium since June 3, 1998. The first half saw a mostly defensive contest, as both teams combined to register only one shot on goal. However, the pace shifted early in the second half, as De Rosario attempted D.C. United's first shot on goal from well outside the box only thirty seconds after intermission. The Black-and-Red continued to test San Jose goalkeeper Jon Busch, finally taking advantage of an Earthquakes' miscue in the 57th on a De Rosario goal. The goal ended D.C. United's scoreless run at 266 minutes, dating back to July 9. D.C. United and De Rosario were not finished, as Chris Pontius set up De Rosario again in 67th, extending United's lead at Buck Shaw Stadium. Following his two-goal performance against San Jose, De Rosario was honored by the North American Soccer Reporters as MLS Player of the Week. The match saw drama in the 70th minute as midfielder Andy Najar was ejected for tackling a streaking Joey Gjertsen who slipped behind United's backline. San Jose's most promising opportunity of the night came ten minutes later as 2010 MLS Golden Boot winner Chris Wondolowski nearly rifled the ball past United goalkeeper Bill Hamid. Despite playing a man down for the final 20 minutes of the contest, the Black-and-Red held on to beat San Jose 2-0.

SCORING SUMMARY

DC – Dwayne De Rosario 2 (Andy Najar 4) 57
DC – Dwayne De Rosario 3 (Chris Pontius 2) 66

MISCONDUCT SUMMARY

SJ – Alan Gordon (caution; Reckless Tackle) 37
DC – Andy Najar (ejection; Denied Goal Scoring Opportunity (Foul)) 70
DC – Austin Da Luz (caution; Reckless Foul) 79

GAME STATS

	SJ	DC
Total Shots	9	11
Shots on Goal	3	4
Fouls	9	10
Offsides	4	6
Corner Kicks	5	4
Saves	3	4

Referee: Mark Kadlecik
Referee's Assistants: James Conlee; Mike Kampmeintert
4th Official: Edwin Jurisevic
Time of Game: 1:52
Weather: Clear and 70 degrees
Attendance: 10,525

2012 D.C. UNITED MEDIA GUIDE

AUGUST 6 VS. TORONTO FC | D 3-3

WASHINGTON, D.C. | RFK STADIUM

MLS GAME 21 | DCU 6-6-9

DCU: Hamid, Kitchen, Jakovic, McDonald (White 69), Woolard, Quaranta, King (Cronin 9), Simms, Pontius, De Rosario, Wolff (Da Luz 60)
TFC: Frei, Eckersley (Stinson 51), Henry (Marosevic 46), Iro, Morgan, Frings, Avila, Dunfield (de Guzman 55), Plata, Koevermans, Johnson

In perhaps D.C. United's gutsiest performance of the season to date, the Black-and-Red battled to a 3-3 draw with Toronto FC behind a heroic hat trick from Dwayne De Rosario. United was forced to play almost the entirety of the game down a man after goalkeeper Bill Hamid was ejected in the seventh minute for recklessly tackling forward Eric Avila. Undaunted by Toronto's man advantage, De Rosario began his goal onslaught in the 18th minute after powering a set piece strike from outside the box past goalkeeper Stefan Frei. The Black-and-Red held strong defensively for the remainder of the first half, but finally broke in the 52nd minute. Substitute United goalkeeper Steve Cronin punched a cross away, but the ball ricocheted directly off of defender Brandon McDonald which led to an easy tap-in goal for Peri Marosevic to tie the game at one. De Rosario struck back in the 64th minute. He collected a poorly cleared ball and finished past Frei to put D.C. ahead, 2-1. Toronto then answered back five minutes later when Julian de Guzman scored off a free kick during what appeared to be a D.C. United substitution. Head coach Ben Olsen was ejected for heatedly arguing the call, but the goal stood and the match was squared at two goals apiece. The seesaw battle then continued in Toronto's favor as the Reds scored the go-ahead goal in the 86th minute after Cronin muffed a Danny Koevermans shot to make the score 3-2. De Rosario wanted no part in a loss to his former team, however, and fought back valiantly by earning a penalty kick after being taken down by Andy Iro in the box. The veteran confidently nailed the penalty kick to salvage the draw for the visibly exhausted Black-and-Red.

SCORING SUMMARY

DC – Dwayne De Rosario 7 (Santino Quaranta 1) 19
TOR – Peri Marosevic 2 (unassisted) 52
DC – Dwayne De Rosario 8 (Chris Pontius 3) 64
TOR – Julian de Guzman 1 (Ashtone Morgan 1) 69
TOR – Danny Koevermans 3 (Joao Plata 4) 86
DC – Dwayne De Rosario 9 (penalty kick) 88

MISCONDUCT SUMMARY

DC – Bill Hamid (ejection; Serious Foul Play) 7
DC – Dwayne De Rosario (caution; Unsporting Behavior) 79

GAME STATS

	TFC	DC
Total Shots	15	11
Shots on Goal	7	6
Fouls	12	6
Offsides	4	4
Corner Kicks	5	4
Saves	3	4

Referee: Jasen Anno
Referee's Assistants: Brian Poeschel, Bill Dittmar
4th Official: Andrew Chapin
Time of Game: 1:56
Weather: Cloudy, 84 degrees
Attendance: 11,684

AUGUST 13 VS. VANCOUVER WHITECAPS | W 4-0

WASHINGTON, D.C. | RFK STADIUM

MLS GAME 22 | DCU 7-6-9

DCU: Willis, Kitchen, McDonald, Jakovic, Woolard, Quaranta (King 63), Simms, Najar (Da Luz 74), Pontius (Burch 77), De Rosario, Davies
VAN: Nolly, Leathers, Boxall, DeMerit (Chiumiento 62), Harvey, Thorington (Browsky 70), Koffie, Vagenas (Jarju 71), Salinas, Hassli, Camilo

New England ruined Ben Olsen's debut as D.C. United Head Coach by posting a 1-0 victory at Gillette Stadium, extending New England's unbeaten A Chris Pontius brace and stellar saves between the pipes by rookie goalkeeper Joe Willis propelled D.C. United to its most lopsided win in four seasons as the Black-and-Red defeated the Vancouver Whitecaps 4-0 at RFK Stadium. Willis was given his first career starting nod only the day before the game as regular starter Bill Hamid was unavailable due to a one-game suspension. After much posturing from both sides for most of the first half, the rookie netminder changed the face of the game in the 40th minute by athletically saving a Camilo free kick. The save ricocheted off the crossbar leading to a ruckus in front of the net that was eventually smothered by Willis. The Black-and-Red then charged back and was rewarded just before halftime when Dwayne De Rosario found a sliding Pontius on the far post for the go-ahead goal. United kept the pressure on following the halftime break and Andy Najar doubled the score line when he powered a shot from the goal line that slipped through the legs of Whitecaps goalie Jay Nolly. After Willis made another big save on dangerous forward Eric Hassli, United immediately countered and a Stephen King shot deflected towards Pontius who fired his second goal into the top shelf in the 70th minute. D.C. put the nail in the coffin in the 81st minute as midfielder Stephen King received a pass from De Rosario at the top of the box and beat Nolly for his first goal with the Black-and-Red to put the home side up 4-0. The victory was D.C. United's first home win since May 4 and the first career shutout for goalkeeper Joe Willis.

SCORING SUMMARY

DC – Chris Pontius 6 (Dwayne De Rosario 7) 47+
DC – Andy Najar 3 (Santino Quaranta 2) 48
DC – Chris Pontius 7 (unassisted) 70
DC – Stephen King 1 (Dwayne De Rosario 8) 81

MISCONDUCT SUMMARY

VAN – Camilo (caution; Reckless Foul) 15
DC – Brandon McDonald (caution; Dissent) 39
VAN – Michael Boxall (caution; Reckless Tackle) 46 +
DC – Charlie Davies (caution; Dissent) 60

GAME STATS

	VAN	DC
Total Shots	7	16
Shots on Goal	5	8
Fouls	8	14
Offsides	1	3
Corner Kicks	2	3
Saves	4	5

Referee: Hilario Grajeda
Referee's Assistants: George Gansner, Paul Scott
4th Official: Mark Declouet
Time of Game: 1:48
Weather: Cloudy, 77 degrees
Attendance: 11,738

2011 GAME SUMMARIES

AUGUST 18 @ CHICAGO FIRE | D 1-1

MLS GAME 23 | DCU 7-6-10

BRIDGEVIEW, IL | TOYOTA PARK

DCU: Hamid (Cronin 46), Kitchen, McDonald, Jakovic, Woolard, Najar, Simms, King (Quaranta 71), Pontius, De Rosario, Davies (Wolff 60)
CHI: Johnson, Gargan, Cuesta, Anibaba, Segares, Pause, Grazzini (Paladini 72), Pardo, Pappa (Chaves 86), Oduro, Nyarko (Barouch 86)

D.C. United made its only shot on goal count as Josh Wolff scored the equalizer to salvage a 1-1 draw against the Chicago Fire at Toyota Park. United never found a rhythm for the majority of the game and were kept alive by a combination of stellar saves by Bill Hamid and the Fire's missed opportunities. Forward Dominic Oduro had the best chances for Chicago in the opening minutes, but was thwarted by Hamid in the ninth minute and then by the post on a curling shot from 15 yards in the 14th minute. The 20-year-old United keeper was forced to action again when he made a phenomenal save on a Marco Pappa free kick in the 30th minute that saw him athletically dive across the goal frame to stop the curling upper-90 shot. Hamid's fantastic night ended abruptly when he pulled his right hamstring on a follow-through just before halftime. Backup goalie Steve Cronin came on in replacement of Hamid for the second time in three weeks. Cronin could not get his hands behind a Sebastian Grazzini volley in the 59th minute resulting in a go-ahead goal for the Fire. The Black-and-Red pressed for the equalizer, however, and was rejuvenated by second half subs, Wolff and Santino Quaranta. The fresh tandem hooked up for the equalizing goal in the 73rd minute when Quaranta used great vision to find Wolff in space in front of the cage to finish the shot off the crossbar and into the net. Both sides made attempts for the game-winning goal in the final minutes, but at the final whistle the game remained all square, 1-1.

SCORING SUMMARY

CHI – Sebastian Grazzini 2 (unassisted) 59
DC – Josh Wolff 5 (Santino Quaranta 3) 73

MISCONDUCT SUMMARY

DC – Clyde Simms (caution; Tactical Foul) 38
DC – Dejan Jakovic (caution; Tactical Foul) 70
CHI – Logan Pause (caution; Tactical Foul) 83
CHI – Yamith Cuesta (caution; Tactical Foul) 93

GAME STATS

	CHI	DC
Total Shots	13	4
Shots on Goal	6	1
Fouls	15	8
Offsides	3	3
Corner Kicks	5	1
Saves	0	5

Referee: Ricardo Salazar
Referee's Assistants: Craig Lowry, Peter Manikowski
4th Official: Niko Bratsis
Time of Game: 1:53
Weather: Clear, 75 degrees
Attendance: 15,818

AUGUST 21 @ SPORTING KANSAS CITY | L 0-1

MLS GAME 24 | DCU 7-7-10

KANSAS CITY, KS
LIVESTRONG SPORTING PARK

DCU: Willis, Kitchen, McDonald, Jakovic, Woolard (Ngwenya 80), Najar, Simms, Quaranta Pontius, Wolff (Burch 65), Brettschneider (De Rosario 46)
SKC: Nielsen, Sinovic, Bestler, Cesar, Myers, Espinoza, Zusi, Kamara, Sapong, Bravo, Bunbury (Diop 73)

In a critical match between two Eastern Conference foes battling for positions in the 2011 MLS Cup Playoffs, Sporting Kansas City defeated D.C. United, 1-0, at the newly minted LIVESTRONG Sporting Park. Sporting Kansas City midfielder Kei Kamara hit the lone goal in the 19th minute and the home side stymied an out-of-sorts United attack for the remainder of the game. Head coach Ben Olsen elected to rest veteran Dwayne De Rosario in the first half and the result was evident as the Black-and-Red struggled to find an offensive rhythm. On the other end of the pitch, Sporting Kansas City's attack flourished. Kamara nearly scored in the 16th minute when he got a head on a cross from Chance Myers, but the ball deflected off the crossbar. United rookie goalkeeper Joe Willis, making his second career start, was beaten three minutes later when Kamara unleashed an unstoppable volley to the far-side netting to put Sporting Kansas City ahead, 1-0. De Rosario came on after the halftime break and immediately injected offensive life into United. The 33-year-old controlled a ball at the top of the box and attempted a one-step curl shot, but just missed goalkeeper Jimmy Nielsen's far post. The Black-and-Red then reverted to its out-of-sync offense for most of the remainder of the game and could not manage anything palpable on net. Willis did well to hold the Sporting Kansas City lead to one, but stingy defensive play from the home side preserved the 1-0 victory.

SCORING SUMMARY

SKC – Kei Kamara 7 (unassisted) 19

MISCONDUCT SUMMARY

DC – Perry Kitchen (caution; Tactical Foul) 35
DC – Santino Quaranta (caution; Reckless Foul) 54

GAME STATS

	SKC	DC
Total Shots	10	5
Shots on Goal	4	2
Fouls	9	19
Offsides	3	2
Corner Kicks	6	2
Saves	2	3

Referee: Alex Prus
Referee's Assistants: George Gansner, Jason Cullum
4th Official: Ismail Elfath
Time of Game: 1:53
Weather: Sunny, 89 degrees
Attendance: 15,352

2012 D.C. UNITED MEDIA GUIDE

SEPTEMBER 10 @ CHIVAS USA | W 3-0

CARSON, CA | THE HOME DEPOT CENTER

MLS GAME 25 | DCU 8-7-10

DCU: Hamid, Kitchen, McDonald, White, Woolard, Najjar, Simms (King 46), Quaranta (Da Luz 62), Pontius (Burch 73), De Rosario, Davies
CHV: Kennedy, Zemanski, Umana, Lopes, Jazic, Gavin (Lahoud 73), LaBrocca, Elliott, Flores (Courtois 62), Braun (Moreno 57), Angel

After a 20-day layoff between League matches, D.C. United regained its winning form with a 3-0 drubbing of Chivas USA. Forward Charlie Davies broke out of a two-month scoring dry spell to tally a hat trick, and Chris Pontius provided all three assists in arguably his best game of the season. The Black-and-Red jumped on Chivas with the help of major defensive mistakes by the home side. The first United goal came on a sharp counterattack spearheaded by De Rosario. The Canadian found Pontius, who then promptly played the ball across the slotmouth to Davies for the goal in the 11th minute. United kept the pressure on and Davies doubled the score line just three minutes later after slotting home another pass from Pontius past goalkeeper Dan Kennedy. Chivas fought back and defender Ante Jazic nearly scored in the 65th minute before being thwarted on a leaping save by 20-year-old goalkeeper Bill Hamid. The Black-and-Red took advantage of the save and put the game away on the subsequent counterattack. Pontius connected with Davies for the third time, and the speedy forward promptly finished past Kennedy to complete the hat trick. United came across bad luck in the 69th minute as Pontius was badly hurt sliding in for a 50-50 challenge. The 24-year-old was later deemed to have fractured his right tibia, ending his 2011 season. Regardless of the injury, United came away with the all-important road victory and jumped into the final wild-card playoff spot with nine games to play.

SCORING SUMMARY

DC – Charlie Davies 9 (Chris Pontius 3, Dwayne De Rosario 9) 11
DC – Charlie Davies 10 (Chris Pontius 4) 14
DC – Charlie Davies 11 (Chris Pontius 5, Dwayne De Rosario 10) 66

MISCONDUCT SUMMARY

CHV – Juan Pablo Angel (caution; Reckless Tackle) 29
CHV – David Junior Lopes (ejection; Serious Foul Play) 69

GAME STATS

	CHV	DC
Total Shots	10	5
Shots on Goal	4	2
Fouls	9	19
Offsides	3	2
Corner Kicks	6	2
Saves	2	3

Referee: Ricardo Salazar
Referee's Assistants: Craig Lowry, Corey Parker
4th Official: Ramon Hernandez
Time of Game: 1:40
Weather: Partly Cloudy, 69 degrees
Attendance: 12,245

SEPTEMBER 17 @ SEATTLE SOUNDERS FC | L 0-3

SEATTLE, WA
CENTURYLINK FIELD

MLS GAME 26 | DCU 8-8-10

DCU: Willis, McDonald, White (Burch 78), Woolard, Kitchen, Da Luz, Najjar, Simms, De Rosario (Wolff 62), Davies (King 54), Ngwenya
SEA: Keller, Riley, Scott, Parke, Wahl, Rosales, Alonso, Evans (Sanyang 82), Fernandez, Fucito (Jaqua 68), Montero (Neagle 78)

In the midst of an ever-tightening race toward the MLS playoffs, the Black-and-Red fell 3-0 to Seattle Sounders FC in a critical match at CenturyLink Field in Seattle. Alvaro Fernandez scored two goals and Mauro Rosales added two assists as United struggled throughout the night to find the back of the net. After a half hour of posturing from both sides, Seattle opened the scoring in the 35th minute. Rosales played Fucito with his back to the net and the Sounder turned past Brandon McDonald on his way to shooting past rookie goaltender Joe Willis. United winger Andy Najjar nearly answered in the 43rd minute with a fantastic individual run, but his shot was blocked by defender Zach Scott. The Black-and-Red then allowed a backbreaking goal in first-half stoppage time when Rosales played a beautiful ball through the heart of the United defense to Fernandez to double the score line. Seattle sealed the home victory 15 minutes into the second half; Willis saved a shot from Fredy Montero, but the rebound fell to Fernandez, who put the Sounders ahead 3-0. United pushed forward offensively over the course of the final third of the game and Josh Wolff nearly capitalized, but his attempt was stopped by Kasey Keller. United fell out of the final wild-card playoff spot with the loss, but can quickly turn its fortunes around with a two-game home stand against Chivas USA and Real Salt Lake.

SCORING SUMMARY

SEA – Mike Fucito 2 (Mauro Rosales 11, Brad Evans 2) 35
SEA – Alvaro Fernandez 7 (Mauro Rosales 12, Fredy Montero 8) 47+
SEA – Alvaro Fernandez 8 (unassisted) 60

MISCONDUCT SUMMARY

DC – Joseph Ngwenya (caution; Reckless Tackle) 16
SEA – Tyson Wahl (caution; Reckless Foul) 41
DC – Austin Da Luz (caution; Reckless Foul) 63

GAME STATS

	SEA	DC
Total Shots	14	9
Shots on Goal	7	6
Fouls	7	16
Offsides	5	3
Corner Kicks	2	6
Saves	6	4

Referee: Kevin Stott
Referee's Assistants: Eric Boria, Anthony Vasoli
4th Official: Yader Reyes
Time of Game: 1:50
Weather: Cloudy, 63 degrees
Attendance: 36,242

SEPTEMBER 21 VS. CHIVAS USA | D 2-2

WASHINGTON, D.C. | RFK STADIUM

MLS GAME 27 | DCU 8-8-11

DCU: Hamid, Kitchen, White, McDonald, Woolard, Najar, Simms, Quaranta, Davies (Da Luz 68), De Rosario, Wolff (King 59)

CHV: Kennedy, Pearce, Umama (Lahoud 83), Lopes, Jazic, Flores (Braun 55), LaBrocca, Zemanski, Angel, Moreno, Mondaini (Courtois 62)

D.C. United could not hang on to a two-goal lead as the Black-and-Red allowed Chivas USA to climb back and earn a 2-2 draw in a critical match at RFK Stadium. United jumped out to the early lead behind goals from Dwayne De Rosario and rookie Ethan White, but Chivas veteran Juan Pablo Angel secured a second-half brace to put a damper on D.C.'s playoff hopes. After multiple chances from both sides in the game's opening 30 minutes, United broke through on a set-piece goal. Andy Najar played a short-curling free kick into the box and De Rosario headed the ball home for his 10th goal of the season. The Black-and-Red then appeared poised for victory after scoring just after the halftime break on a corner kick. After De Rosario's attempt on net was saved, Ethan White fired home the rebound to score his first professional goal, putting the home side in front, 2-0. Undaunted by the deficit, Chivas fought back and cut the lead in half in the 57th minute after Angel nodded home a precise cross from Nick LaBrocca. With increased confidence, Chivas continued to push forward and found the equalizer in the 69th minute on another Angel goal. Angel took advantage of a poor United clearance attempt to beat goalkeeper Bill Hamid for his second strike of the game. Despite the collapse, United nearly won after De Rosario earned a penalty kick in the game's waning moments. The Canadian international missed, however, as Chivas goalie Dan Kennedy made a sprawling save to secure the draw.

SCORING SUMMARY

DC – Dwayne De Rosario 10 (Andy Najar 5) 39
DC – Ethan White 1 (unassisted) 47
CHV – Juan Pablo Angel 6 (Nick LaBrocca 6) 57
CHV – Juan Pablo Angel 7 (Ante Jazic 7) 69

MISCONDUCT SUMMARY

DC – Brandon McDonald (caution; Reckless Tackle) 20
CHV – Ben Zemanski (caution; Delaying a Restart) 30
CHV – Michael Umama (caution; Reckless Tackle) 46

GAME STATS

	CHV	DC
Total Shots	11	8
Shots on Goal	7	7
Fouls	12	14
Offsides	2	3
Corner Kicks	5	3
Saves	5	6

Referee: Chris Penso
Referee's Assistants: Steven Taylor, Matthew Kreitzer
4th Official: Alex Prus
Time of Game: 1:53
Weather: Cloudy, 74 degrees
Attendance: 14,849

SEPTEMBER 21 VS. REAL SALT LAKE | W 4-1

WASHINGTON, D.C. | RFK STADIUM

MLS GAME 28 | DCU 9-8-11

DCU: Hamid, Kitchen, White, McDonald, Burch, Najar (Barklage 81), King, Simms, Da Luz, Wolff (Brettschneider 74), De Rosario (Ngwenya 65)

RSL: Rimando, Wagner (Johnson 62), Borchers, McKenzie, Wingert, Alvarez (Gil 62), Beckerman, Warner, Grabavoy, Araujo, Alexandre (Saborio 75)

D.C. United handily defeated Western Conference powerhouse Real Salt Lake as Dwayne De Rosario stole the show, scoring the fastest hat trick in MLS history. With a 4-0 lead before the halftime break, United coasted to a pivotal victory in front of a joyous home crowd. The Black-and-Red jumped on Real early when De Rosario played a precise through ball on the ground to Andy Najar. The 18-year-old collected the ball in stride and beat goalkeeper Nick Rimando to take the early 1-0 lead. De Rosario's first goal of the night came in the 22nd minute after Najar returned the favor with a cross into the box. The Canadian nodded home the cross to double the United lead at two. De Rosario found the back of the net again five minutes later after hitting an unreachable curling strike into the upper 90's from outside the penalty box. The veteran saved his best strike for his final act, bending a perfect free kick from 30 yards out around the wall and past the outstretched fingers of Rimando, capping a wondrous hat trick for the 34-year-old that spanned just nine minutes. Alvaro Saborio scored a late goal for Real in the 86th minute, but the deficit was too much for the away side to overcome. United's victory snapped a five-game Real winning streak and kept the Black-and-Red in prime position to earn a playoff spot with just six games remaining.

SCORING SUMMARY

DC – Andy Najar 4 (Dwayne De Rosario 11) 13
DC – Dwayne De Rosario 11 (Andy Najar 6) 22
DC – Dwayne De Rosario 12 (Josh Wolff 6) 27
DC – Dwayne De Rosario 13 (unassisted) 31
RSL – Alvaro Saborio 10 (Paulo Araujo Jr. 4) 86

MISCONDUCT SUMMARY

RSL – Collen Warner (caution; Reckless Tackle) 59

GAME STATS

	RSL	DC
Total Shots	14	12
Shots on Goal	5	7
Fouls	9	14
Offsides	0	5
Corner Kicks	2	3
Saves	3	4

Referee: Edwin Jurisevic
Referee's Assistants: Chris Strickland, Adam Garner
4th Official: Andrew Chapin
Time of Game: 1:49
Weather: Partly Cloudy, 73 degrees
Attendance: 16,367

2012 D.C. UNITED MEDIA GUIDE

SEPTEMBER 29 @ PHILADELPHIA UNION | L 2-3

MLS GAME 29 | DCU 9-9-11

CHESTER, PA | PPL PARK

DCU: Hamid, Kitchen, White, McDonald, Burch, Najar, Simms, King, Da Luz (Brettschneider 73), De Rosario (Quaranta 61), Wolff
PHI: MacMath, Williams (Nakazawa 80), Valdes, Califf, G. Farfan, M. Farfan, Okugo (Mapp 46), Carroll, Torres (Adu 60), Paunovic, Le Toux

The Black-and-Red entered PPL Park for the first time in history with high hopes of earning a result against fellow playoff contender Philadelphia Union, but left defeated, falling 3-2. Despite coming back from a two-goal first half deficit, United could not muster a goal in the second half to challenge the Union. Philadelphia jumped on United just four minutes into the match as Sebastian Le Toux collected an aerial through ball and finished past goalkeeper Bill Hamid. Le Toux then scored again in the 15th minute after deftly taking a cross from Michael Farfan with his chest and beating Hamid to double the Union lead. The Black-and-Red collected itself and fired back with a goal of its own in the 21st minute when Dwayne De Rosario headed home an Austin Da Luz corner kick. The goal was De Rosario's league-leading 14th strike of the season. United continued to push for an equalizer and it came on a wonderful individual effort from Andy Najar in the 30th minute. Hamid rolled a pass to Najar and the 18-year-old dribbled the entire flank of the field before making a one-on-one move and sneaking a near-post shot past goalkeeper Zac MacMath. With momentum on it's side, United nearly took the lead before the halftime break, but Ethan White's shot was deflected and went just wide of net. D.C. allowed the game winner in the 57th minute after a critical defensive mistake. Uninhibited by the United backline, Farfan dribbled across the top of the penalty box and struck a missile past Hamid to put the Union ahead 3-2. De Rosario was subbed out of the match in the 61st minute due to a leg contusion and the Black-and-Red lacked the firepower to earn the draw in the second half. The match marked Freddy Adu's first-ever game against D.C. United after starting his career with the club at the age of 14.

SCORING SUMMARY

PHI – Sebastian Le Toux 9 (unassisted) 4
PHI – Sebastian Le Toux 10 (Michael Farfan 3) 15
DC – Dwayne De Rosario 14 (Austin Da Luz 2) 21
DC – Andy Najar 5 (unassisted) 30
PHI – Michael Farfan 2 (unassisted) 57

MISCONDUCT SUMMARY

DC – Perry Kitchen (caution; Reckless Foul) 39
DC – Brandon McDonald (caution; Reckless Foul) 70

GAME STATS

	PHI	DC
Total Shots	14	11
Shots on Goal	7	5
Fouls	7	9
Offsides	8	2
Corner Kicks	5	4
Saves	3	4

Referee: Ricardo Salazar
Referee's Assistants: Peter Manikowski, Steven Taylor
4th Official: Terry Vaughn
Time of Game: 1:51
Weather: Clear, 73 degrees
Attendance: 17,963

OCTOBER 2 @ COLUMBUS CREW | L 1-2

MLS GAME 30 | DCU 9-10-11

COLUMBUS, OH | CREW STADIUM

DCU: Hamid, Korb, Woollard, Kitchen, Burch, Najar, Simms (Wolff 75), De Rosario, Quaranta, Davies, Ngunwenya (King 55)
CLB: Hesmer, Miranda, James, Francis (Balchan 64), O'Rourke, Burns, Ekpo, Gaven, Duka (Anor 77), Mendoza, Renteria (Heinemann 67)

The Columbus Crew took advantage of a makeshift D.C. United backline to best the Black-and-Red 2-1 at Crew Stadium in a pivotal late-season match. United was without defenders Dejan Jakovic and Ethan White due to injuries and also missed Brandon McDonald due to a one-game suspension. Despite the adverse lineup, the Black-and-Red was the first to jump on the board by way of an unlikely goal scorer. Dwayne De Rosario curled a free kick into the penalty area from 40 yards out and Daniel Woollard redirected the ball in for his first goal of the season. D.C. conceded the equalizer shortly after the halftime break, however, when the ball careened around the penalty box and Woollard mistakenly played the ball into his own net in the 48th minute. United pushed for the game winner, but the Crew struck gold in the 60th minute when Eddie Gaven finished a diving header from 12 yards out past goalkeeper Bill Hamid. The Black-and-Red's chances of a comeback in the final half hour fell largely on the shoulders of 18-year-old Andy Najar, who had two spectacular efforts in the waning moments. The Honduran first drove a strike from 30 yards out that forced goalie William Hesmer to make a crucial save in the 84th minute. Najar then unleashed a powerful strike in stoppage time, but was thwarted by the crossbar as the final whistle blew. With four matches left, United's playoff chances are severely dwindling, but not completely out of reach.

SCORING SUMMARY

DC – Daniel Woollard 1 (Dwayne De Rosario 12) 37
CLB – own goal (Daniel Woollard) 48
CLB – Eddie Gaven 5 (Sebastian Miranda 2) 60

MISCONDUCT SUMMARY

DC – Clyde Simms (caution; Reckless Tackle) 40
DC – Marc Burch (caution; Tactical Foul) 63

GAME STATS

	CLB	DC
Total Shots	12	9
Shots on Goal	2	2
Fouls	12	14
Offsides	3	0
Corner Kicks	5	2
Saves	1	1

Referee: Baldomero Toledo
Referee's Assistants: Fabio Tovar, Ian Anderson
4th Official: Juan Guzman
Time of Game: 1:51
Weather: Partly Cloudy, 57 degrees
Attendance: 15,566

2011 GAME SUMMARIES

OCTOBER 12 @ VANCOUVER WHITECAPS | L 1-2

VANCOUVER, B.C. | BC PLACE

MLS GAME 31 | DCU 9-11-11

DCU: Hamid, Korb, McDonald, Woolard, Burch, Najjar, Kitchen, King (Davies 76), Da Luz (Quaranta 54), Wolff, Brettschneider
VAN: Cannon, Brovsky, DeMerit, Mitchell (Boxall 61), Rochat, Khalfan, Koffie, Thorrington, Harvey, Camilo (Salinas 73), Tan (Hassli 53)

The Black-and-Red's playoff hopes took a major hit as it fell to the Vancouver Whitecaps, 2-1, at BC Place. United allowed goals less than 60 seconds into both halves, forcing it to chase for the duration of the game. The Whitecaps wasted no time getting on the board when Jordan Harvey played a curling ball in the box to Camilo for the put-in from 12 yards out in the first minute. United fought to even the score line in the second half, but could not manage to find the back of the net despite multiple opportunities. In a moment of déjà vu, Ben Olsen's squad was caught on its heels to start the second half as well. This time it was Alain Rochat who played a searching ball into the box and Long Tan headed it home to double the Whitecaps' lead in the 46th minute. In sheer desperation, the Black-and-Red clawed back and cut the lead in half in the 57th minute. Center back Brandon McDonald nodded home a free kick from substitute Santino Quaranta to give new life to the road squad. Pushing forward, Marc Burch fired a left-footed shot in the 76th minute in search of the equalizer, but it was blocked by Jeb Brovsky in what was deemed an unintentional handball by the referee. Despite throwing bodies forward in the remaining 20 minutes, United was unable to beat the Vancouver defense to earn the much-needed result. United can still qualify to the playoffs, but must earn victories in its final three matches – all at RFK Stadium.

SCORING SUMMARY

VAN – Camilo 12 (Jordan Harvey 5, Nizar Khalfan 4) 1
VAN – Long Tan 1 (Alain Rochat 1, Jordan Harvey 6) 46
DC – Brandon McDonald 2 (Santino Quaranta 4) 58

MISCONDUCT SUMMARY

DC – Perry Kitchen (caution; Tactical Foul) 15
VAN – Alain Rochat (caution; Tactical Foul) 24
DC – Marc Burch (caution; Reckless Foul) 38

GAME STATS

	VAN	DC
Total Shots	10	13
Shots on Goal	5	1
Fouls	10	8
Offsides	2	3
Corner Kicks	2	5
Saves	0	3

Referee: Hilario Grajeda
Referee's Assistants: Bill Dittmar, Paul Scott
4th Official: Yader Reyes
Time of Game: 1:53
Weather: Cloudy, 41 degrees
Attendance: 17,208

OCTOBER 15 VS. CHICAGO FIRE | L 1-2

WASHINGTON, D.C. | RFK STADIUM

MLS GAME 32 | DCU 9-13-12

DCU: Hamid, Korb, McDonald, Kitchen, Woolard, Najjar, King (Burch 75), Simms, Da Luz (Quaranta 57), De Rosario, Wolff (Davies 79)
CHI: Johnson, Videira (Cuesta 19), Mikulic, Anibaba, Segares, Pause, Grazzini, Paladini (Chaves 89), Pappa, Nyarko, Oduro (Barouch 73)

D.C. United's untimely losing streak reached four games as the Chicago Fire improbably roared from behind to score two stoppage-time goals and deal the Black-and-Red one of the most gut-wrenching losses in team history. In just a matter of minutes, the RFK faithful erupted as they celebrated a 90th minute goal from Dwayne De Rosario only to be silenced moments later, as United gave up two goals to lose 2-1. A win was not mandatory for United to stay alive in the race for the playoffs, but the loss of three points means the Black-and-Red will have to rely on help from other teams to advance. Despite being largely outshot by Chicago, 17-5, United put itself in a favorable position to earn the victory as it pushed forward in the game's waning moments. The offensive outpouring finally paid off in the 90th minute when United's Santino Quaranta earned a penalty kick after being taken down in the box. Fans jubilantly cheered as De Rosario calmly slotted home his league-leading 15th goal of the season, seemingly giving D.C. the game-winner. The script of the story changed dramatically in a hurry, however, as Chicago pushed forward in stoppage time and Sebastian Grazzini netted the equalizer from the top of the box. Unfathomably, the Black-and-Red could not even manage to hold onto the tie. The Fire quickly gained possession on the restart and after beating the offside trap, Gonzalo Segares played a cross to Diego Chaves on the back post for the game-winning strike. The heartbreaking turn of events leaves United in dire straits, as it has no option but to win its final two games of the season in order to make the playoffs.

SCORING SUMMARY

DC – Dwayne De Rosario 15 (penalty kick) 90
CHI – Sebastian Grazzini 5 (Gonzalo Segares 4) 92+
CHI – Diego Chaves 5 (Gonzalo Segares 5, Orr Barouch 2) 94+

MISCONDUCT SUMMARY

CHI – Josip Mikulic (caution; Reckless Foul) 64
DC – Andy Najjar (caution; Reckless Foul) 76
CHI – Orr Barouch (caution; Dissent) 78

GAME STATS

	CHI	DC
Total Shots	17	5
Shots on Goal	8	1
Fouls	11	14
Offsides	3	2
Corner Kicks	1	7
Saves	0	6

Referee: Jorge Gonzales
Referee's Assistants: Greg Barkey, Matthew Kreitzer
4th Official: Terry Vaughn
Time of Game: 1:52
Weather: Clear, 66 degrees
Attendance: 16,548

2012 D.C. UNITED MEDIA GUIDE

OCTOBER 19 VS. PORTLAND TIMBERS | D 1-1

MLS GAME 33 | DCU 9-12-12

WASHINGTON, D.C. | RFK STADIUM

DCU: Hamid, Korb, White (Ngwenya 89), McDonald, Woolard (Da Luz 71), Najar, Kitchen, Quaranta, Davies (Brettschneider 51), De Rosario, Wolff
POR: Perkins, Palmer, Brunner, Danso, Wallace (Chabala 79), Alexander (Umony 63), Jewsbury, Chara, Marcellin, Alhassan, Cooper (Dike 84)

Despite a valiant effort that saw both teams battle to the brink of exhaustion, D.C. United was eliminated from playoff contention as it could only muster a 1-1 draw against the visiting Portland Timbers. Dwayne De Rosario scored a late second-half goal to draw the DC even, but a frantic flurry of shots in the waning moments were not enough to earn the victory. United found itself in a hole early when Portland's Kenny Cooper snuck behind the DC backline and nodded home a cross from Rodney Wallace for the 1-0 advantage. The Timbers, content to sit back and preserve their lead, allowed United to control possession for most of the game. After failing to score a goal, head coach Ben Olsen subbed off a defender and pushed his attack forward for the remaining 20 minutes. The Black-and-Red responded immediately as a hobbled De Rosario turned on defender Eric Brunner in the box and fired a left-footed strike over the shoulder of goalkeeper Troy Perkins for his league-leading 16th goal of the season. Needing a victory to keep its season alive, United held three forwards up top and the match subsequently became a wild end-to-end affair. DC goalkeeper Bill Hamid made multiple late saves and withstood a shot off the crossbar to keep his team's chances alive. United thought it had scored the game-winner in the 88th minute when De Rosario served a header to Blake Brettschneider, but the rookie forward was called offside. De Rosario continued to will the Black-and-Red through the stoppage time period and was robbed on a game-saving block by Brunner to keep the score level. United's final effort appeared to be its best as De Rosario played a square ball to late-sub Joseph Ngwenya, but the attacker was thwarted by a slide tackle at the last second. When the final whistle blew signifying the draw, D.C. players collapsed from exhaustion as its 2011 playoffs hopes were dashed.

SCORING SUMMARY

POR – Kenny Cooper 8 (Rodney Wallace 2) 24
DC – Dwayne De Rosario 16 (Josh Wolff 7) 73

MISCONDUCT SUMMARY

DC – Brandon McDonald (caution; Tactical Foul) 58
POR – Bright Dike (caution; Reckless Foul) 85
DC – Austin Da Luz (caution; Reckless Foul) 90

GAME STATS

	POR	DC
Total Shots	15	18
Shots on Goal	5	7
Fouls	10	11
Offsides	7	3
Corner Kicks	4	10
Saves	6	4

Referee: Jair Marrufo
Referee's Assistants: C.J. Morgante, Frank Anderson
4th Official: Jose Carlos Rivero
Time of Game: 1:50
Weather: Rain, 68 degrees
Attendance: 14,317

OCTOBER 22 VS. SPORTING KANSAS CITY | L 0-1

MLS GAME 34 | DCU 9-13-12

WASHINGTON, D.C.
RFK STADIUM

DCU: Hamid, Korb, White, McDonald, Woolard (Burch 46), Najar, Kitchen, Simms (Da Luz 17), King (Wolff 75), De Rosario, Quaranta
KC: Nielsen, Myers, Collin, Besler, Sinovic, Kamara, Espinoza (Arnaud 46), Zusi, Cesar, Bravo, Bunbury (Sapong 68)

In its final game of the 2011 MLS season, United was defeated on a second-half goal by Sporting Kansas City, 1-0. Sporting defender Matt Besler scored a 54th minute goal to clinch the Eastern Conference regular season title for his side. Neither side could gain much momentum for the majority of the first half, but MVP candidate Dwayne De Rosario created two golden opportunities for United just before the halftime whistle. The first chance came in the 38th minute when De Rosario played a beautiful through ball to Stephen King, only to be thwarted by a Jimmy Nielsen kick save. Two minutes later, Santino Quaranta powered a shot from a distance that proved tough for Nielsen to handle. De Rosario pounced on the rebound but knocked the ball just over top of the crossbar. Sporting took advantage of United's missed opportunities and found the back of the net in the 54th minute for the eventual game winner. After Kei Kamara headed a corner kick off the post, Besler collected the loose ball in the box and fired past goalkeeper Bill Hamid. The Black-and-Red's final equalizing opportunity came in stoppage time, but Josh Wolff's header careened off the crossbar. Despite the obvious disappointment of missing the playoffs for the fourth consecutive season, United supporters showed their loyalty as they stood by their team until the final whistle.

SCORING SUMMARY

SKC – Matt Besler 2 (unassisted) 54

MISCONDUCT SUMMARY

SKC – Roger Espinoza (caution; Tactical Foul) 26
DC – Perry Kitchen (caution; Reckless Tackle) 34

GAME STATS

	KC	DC
Total Shots	19	12
Shots on Goal	4	5
Fouls	11	6
Offsides	0	5
Corner Kicks	9	4
Saves	5	3

Referee: Alex Prus
Referee's Assistants: Eric Proctor, Corey Parker
4th Official: Mark Kadlecek
Time of Game: 1:49
Weather: Partly Cloudy, 56 degrees
Attendance: 15, 965

HISTORY

2010 MLS LINEUPS

3/27 @ Kansas City Wizards
L 0-4 | DCU 0-1-0
Perkins
Talley
Jakovic
Wallace
Najar (Allsopp 46)
Morsink
Quaranta
Simms (James 35)
Castillo (Khumalo 75)
Pontius
Moreno

4/3 v. New England
Rekallution
L 0-2 | DCU 0-2-0
Perkins
Talley (James 76)
Jakovic
Peña
Morsink
Barklage (Najar 70)
Morsink
Quaranta
Castillo (Khumalo 62)
Pontius

4/10 @ Philadelphia Union
L 2-3 | DCU 0-3-0
Perkins
Talley
Peña (James 15)
Jakovic
Wallace
Morsink
Barklage
Pontius
Castillo (Moreno 49 [G 70])
Allsopp (Cristman 83)
Quaranta [G 63]

4/17 v. Chicago Fire
L 0-2 | DCU 0-4-0
Perkins
Talley
James
Wallace
Morsink
McTavish (Khumalo 80)
Najar
Allsopp (Cristman 66)
Quaranta
Moreno
Pontius (Castillo 38)

5/1 v. New York Red Bulls
L 0-2 | DCU 0-5-0
Perkins
Graye
Talley
Peña (Emilio 66)
Wallace
Najar (Moreno 56)
Quaranta
Morsink
Simms (Kig 7-5)
Castillo
Cristman

5/5 v. Kansas City Wizards
W 2-1 | DCU 1-5-0
Hamid
Graye
Talley
Peña (McTavish 88)
Wallace [A 12]
Khumalo (Quaranta 79)
Morsink
Simms
Castillo
Cristman [A 34] (Moreno 71)
Allsopp [G 12, 34]

5/8 @ FC Dallas
L 0-1 | DCU 1-6-0
Hamid
Graye (James 24)
Talley
McTavish (Moreno 77)
Castillo
Simms
Morsink
Khumalo
Cristman
Allsopp (Emilio 64)

5/15 v. Colorado Rapids
L 0-1 | DCU 1-7-0
Hamid
Graye
Talley
Peña (Moreno 72)
Wallace
Khumalo (Barklage 46)
Morsink (Najar 80)
Simms
Castillo
Cristman
Allsopp

5/22 @ Houston Dynamo
L 0-2 | DCU 1-8-0
Perkins
Graye
Peña
Talley
Wallace
Cristman (Pontius 46)
Morsink (Emilio 46)
Simms
Castillo
Moreno (Najar 60)
Allsopp

5/29 v. Chivas USA
W 3-2 | DCU 2-8-0
Hamid
Graye
Talley [G 92+]
Peña
Wallace [A 26]
Graye King
Simms
Najar [G 26] (Castillo 83)
Quaranta (Morsink 89)
Allsopp (Cristman 70 [G 76])
Pontius

6/5 v. Real Salt Lake
D 0-0 | DCU 2-8-1
Perkins
Graye
Jakovic
Peña (James 62)
Wallace (McTavish 24)
Najar
King
Simms
Pontius
Quaranta
Allsopp (Cristman 81)

6/10 @ Seattle Sounders
W 3-2 | DCU 3-8-1
Perkins
McTavish
Jakovic
James
Graye (Rice 49)
Najar
King
Simms
Pontius [G 39, 44, A 79]
(Moreno 81)
Emilio (Cristman 62 [G 79])
Quaranta [A 79]

6/26 @ Columbus Crew
L 0-2 | DCU 3-9-1
Perkins
McTavish (Allsopp 81)
Jakovic
James (Peña 53)
Graye
Pontius
King
Simms
Najar
Quaranta
Cristman (Moreno 72)

7/3 @ San Jose
D 1-1 | DCU 3-9-2
Perkins
McTavish
Jakovic
Peña
Graye
Najar [G 54] (Khumalo 89)
King [A 54]
Simms
Pontius
Cristman (Moreno 46)
Quaranta (Allsopp 89)

7/10 @ New York Red Bulls
D 0-0 | DCU 3-9-3
Perkins
McTavish
Jakovic
James
Graye
Najar (Khumalo 88)
King
Simms
Pontius
Allsopp (Moreno 46)
Quaranta (Cristman 72)

7/15 v. Seattle Sounders
L 0-1 | DCU 3-10-3
Perkins
McTavish (Cristman 81)
Jakovic
James
Graye
Najar
King (Boskovic 72)
Simms
Pontius
Moreno (Hernandez 56)
Quaranta

7/18 v. LA Galaxy
L 1-2 | DCU 3-11-3
Perkins
McTavish
Jakovic (Talley 69)
James
Graye
Najar [G 54]
King (Boskovic 73)
Simms
Pontius (Moreno 46)
Quaranta
Hernandez [A 54]

7/31 @ Real Salt Lake
L 0-3 | DCU 3-12-3
Perkins
McTavish (Moreno 78)
Jakovic
Talley
Burch
Najar
Boskovic
Simms (King 44)
Quaranta
Allsopp (Pontius 57)
Hernandez

8/7 @ New England
L 0-1 | DCU 3-13-3
Hamid
McTavish
James
Talley
Burch
Najar
King
Boskovic (Cristman 69)
Quaranta
Pontius
Hernandez

8/14 v. FC Dallas
L 1-3 | DCU 3-14-3
Hamid
McTavish (Pontius 56)
James
Talley (Jakovic 53)
Burch
Najar
Boskovic (Cristman 77)
King
Quaranta
Allsopp
Hernandez

8/22 v. Philadelphia Union
W 2-0 | DCU 4-14-3
Hamid
Zayner
Jakovic
James
Burch
Najar [A 63]
Boskovic (King 65)
Simms (Morsink 78)
Quaranta
Allsopp [G 22, 63] (Moreno 83)
Hernandez

8/29 @ Chivas USA
L 0-1 | DCU 4-15-3
Perkins
Zayner (Pontius 78)
Rice (James 46)
Jakovic
Graye
Quaranta
King
Morsink
Boskovic
Cristman (Najar 57)
Moreno

9/4 v. Columbus Crew
L 0-1 | DCU 4-16-3
Hamid
Zayner
James
Graye
Najar
Simms
Morsink (McTavish 87)
Quaranta
Allsopp (Moreno 60)
Hernandez

9/11 @ Toronto FC
W 1-0 | DCU 5-16-3
Perkins
Graye
Jakovic
James [G 81]
Zayner
Quaranta
Morsink
Najar (Talley 89)
King
Allsopp
Hernandez (Boskovic 72)

9/18 @ LA Galaxy
L 1-2 | DCU 5-17-3
Perkins
Graye
James
Jakovic
Zayner
Najar [G 60]
Morsink (Varela 89)
King (Boskovic 46)
Quaranta
Allsopp (Simms 78)
Hernandez

9/25 v. Houston Dynamo
L 3-1 | DCU 5-18-3
Perkins
McTavish (Carrero 83)
James
Jakovic
Zayner
Najar [G 29]
Boskovic
Morsink
Quaranta [A 29]
Allsopp (Varela 74)
Hernandez

10/2 @ Colorado Rapids
W 1-0 | DCU 6-18-3
Perkins
Graye
McTavish
Jakovic
Zayner
Najar [A 47+]
Morsink
Boskovic
Quaranta
Allsopp [G 47+] (Varela 60)
Hernandez (Carrero 89)

10/9 v. San Jose
L 0-2 | DCU 6-19-3
Perkins
McTavish (Rodriguez 78)
Simms
Zayner
Graye (Allsopp 59)
Varela
Morsink
King (Carrero 55)
Quaranta
Hernandez
Moreno

10/16 @ Chicago Fire
D 0-0 | DCU 6-19-4
Perkins
McTavish
James (Simms 84)
Jakovic
Zayner
Najar
Boskovic
King (Boskovic 78)
Quaranta
Allsopp
Hernandez (Varela 68)

10/23 v. Toronto FC
L 2-3 | DCU 6-20-4
Perkins
McTavish
James
Jakovic
Graye
Najar
Boskovic
Morsink (King 74)
Quaranta [G 2]
Hernandez (Varela 76)
Moreno [G 39] (Allsopp 82)

2010 U.S. OPEN CUP

4/28 v. FC Dallas
W 4-2 I DCU 1-0-0

Perkins
Graye
McTavish
Talley

Wallace
Najar [G 51, A 4]
Morsink (Simms 56 [A 59])
Barklage (Quaranta 63)
Castillo [G 39] (Moreno 75)
Christman [G 4, 53, A 51]
(Shipalane 86)

6/2 v. Real Salt Lake
W 2-1 I DCU 2-0-0

Perkins
James McTavish
Rice
Graye

Castillo (Pontius 64)
Khumalo (Najar 106 [G 107])
King
Morsink
Emilio [G 81] (Cristman 92)
Moreno (Quaranta 64)

6/30 v. Richmond Kickers
(Round of 16)
W 2-0 I DCU 3-0-0

Hamid
Jakovic
McTavish

Najar
Rice
Khumalo [A 47]
King (Sims 82)
Morsink
Emilio (Quaranta 40 [G 56])
Moreno [G 47, A 56]
(Pontius 67)

7/21 v. Harrisburg City
Islanders (Quarterfinal)
W 2-0 I DCU 4-0-0

Hamid [A 47]
King
McTavish

Talley
Rice
Boskovic [G 1] (Simms 67)
Khumalo [G 47]
Morsink
Quaranta [A 1] (Graye 89)
Allsopp
Hernandez (Moreno 67)

9/1 v. Columbus Crew
(Semifinal)
L 1-2 I DCU 4-1-0

Hamid
McTavish (Moreno 99)
Jakovic

James (Talley 90)
Burch
Najar
King
Simms
Quaranta
Allsopp (Graye 72)
Hernandez [G 13]

2010 FRIENDLIES

5/26 v. AC Milan
W 3-2

Hamid (Perkins 46)
Pena (James 26)
Talley (Rice 46)
Wallace (McTavish 46)

Graye
King [A 20] (Barklage 64)
Simms (Morsink 46)
Najar (Khumalo 64)
Emilio [G 20] (Moreno 46)
Quaranta [A 30] (Allsopp 46 [G 61])
Pontius [G 30, A 20]
(Castillo 46)

6/19 v. El Salvador
W 1-0

Perkins (Hamid 46)
McTavish (Rice 61)
Jakovic (Pena 46)

James
Burch (Mediate 61)
Najar
Morsink [A 51]
Simms (Carreiro 46, White 83)
Pontius (Khumalo 69)
Emilio (Cristman 46 [G 51])
Moreno (Allsopp 46)

7/24 v. Portsmouth FC
W 4-0

Perkins (Hamid 46)
James
Talley (Morsink 61)
Rice

Graye (White 77)
Khumalo (Carreiro 46 [A 65])
Quaranta [A 31]
Simms
Boskovic [A 56] (King 61)
Allsopp [G 21, 31, 65] (Najar 87)
Hernandez [G 56, A 21] (Rivas 67)

2010 SCHEDULE AND RESULTS

DATE	OPPONENT	RES.	SCORE	ATT.	W-L-T	POS.	PTS	NOTES:
3/27/2010	at Kansas City	L	0-4	10,385	0-1-0	T4	0	KC: Kamara (9) Arnaud (35) Smith (54) Jewsbury (70)
4/3/2010	New England	L	0-2	20,664	0-2-0	T6	0	NE: Mansally (80,82)
4/10/2010	at Philadelphia	L	2-3	34,870	0-3-0	T7	0	DC: Quarenta (63) Moreno (70); PHI: Le Toux (4,40,80)
4/17/2010	Chicago	L	0-2	18,407	0-4-0	8	0	CHI: Pappa (78) McBride (89)
4/28/2010	FC Dallas %	W	4-2	2,804	-	-	-	DC: Cristman (4, 59) Castillo (39) Najjar (51); DAL: Guarda (52) McCarty (57)
5/1/2010	New York	L	0-2	12,089	0-5-0	8	0	NY: Ibrahim (51) Angel (60)
5/5/2010	Kansas City	W	2-1	10,038	1-5-0	T7	3	DC: Allsopp (12,34); KC: Kamara (90)
5/9/2010	at FC Dallas	L	0-1	10,323	1-6-0	T7	3	DAL: Cunningham (68)
5/15/2010	Colorado	L	0-1	13,570	1-7-0	8	3	COLOR: Ballouchy (67)
5/22/2010	at Houston	L	0-2	24,471	1-8-0	8	3	HOU: Cruz (9) Oduro (55)
5/28/2010	AC Milan &	W	3-2	30,367	-	-	-	DC: Emilio (20) Pontius (30) Allsopp (61); ACM: Oddo (70, 74)
5/29/2010	Chivas USA	W	3-2	13,043	2-8-0	8	6	DC: Najjar (26) Cristman (76) Talley (90); CHV: Braun (16) Galindo (80)
6/2/2010	Real Salt Lake %	W	2-1	3,074	-	-	-	DC: Emilio (75) Najjar (107); RSL: Johnson (81)
6/5/2010	Real Salt Lake	T	0-0	15,328	2-8-1	T7	7	
6/10/2010	at Seattle	W	3-2	36,146	3-8-1	7	10	DC: Pontius (39,44) Cristman (79); SEA: own goal (90) Montero (90)
6/19/2010	El Salvador &	W	1-0	10,240	-	-	-	DC: Cristman (51)
6/26/2010	at Columbus	L	0-2	15,335	3-9-1	7	10	CLB: Barros Schelotto (57) Brunner (87)
7/3/2010	at San Jose	T	1-1	10,304	3-9-2	T6	11	DC: Najjar (54); SJ: Opara (16)
6/30/2010	Richmond	W	2-0	2,985	-	-	-	DC: Moreno (47) Quarenta (56)
7/10/2010	at New York	T	0-0	16,239	3-9-3	T6	12	
7/15/2010	Seattle	L	0-1	13,716	3-10-3	7	12	SEA: Levesque (89)
7/18/2010	Los Angeles	L	1-2	17,688	3-11-3	8	12	DC: Najjar (54); LA: Buddle (38) Donovan (58)
7/21/2010	Harrisburgh %	W	2-0	2,089	-	-	-	DC: Boskovic (1) Khumalo (47)
7/24/2010	Portsmouth &	W	4-0	8,987	-	-	-	DC: Allsopp (21,31,65) Hernandez (56)
7/31/2010	at Real Salt Lake	L	0-3	17,719	3-12-3	8	12	RSL: Saborio (13) Findley (79) Gonzalez (90)
8/7/2010	at New England	L	0-1	12,218	3-13-3	8	12	NE: Phelan (42)
8/14/2010	FC Dallas	L	1-3	12,474	3-14-3	8	12	DC: own goal (80); DAL: Ferreira (36) Alexander (49) Cunningham (90)
8/22/2010	Philadelphia	W	2-0	12,165	4-14-3	8	15	DC: Allsopp (22, 63)
8/29/2010	at Chivas USA	L	0-1	12,517	4-15-3	8	15	CHV: Braun (13)
9/4/2010	Columbus	L	1-2	3,411	-	-	-	DC: Hernandez (13) CLB: own goal (89) Barros Schelotto (98)
9/11/2010	at Toronto FC	W	1-0	20,395	5-16-3	8	18	CLB: Barros Schelotto (23)
9/18/2010	at Los Angeles	L	1-2	20,094	5-17-3	8	18	DC: James (81)
9/25/2010	Houston	L	1-3	13,658	5-18-3	8	18	DC: Najjar (28); HOU: own goal (65) Cameron (70) Oduro (90)
10/2/2010	at Colorado	W	1-0	15,478	6-18-3	8	21	DC: Allsopp (45)
10/9/2010	San Jose	L	0-2	14,822	6-19-3	8	21	SJ: Wondolowski (45,55)
10/23/2010	at Chicago	T	0-0	19,259	6-19-4	8	22	
10/23/2010	Toronto FC	L	2-3	18,071	6-20-4	8	22	DC: Quarenta (2) Moreno (39); TOR: dos Santos (23) De Rosario (48,65)

COMPETITION KEY
& Friendly
% U.S. Open Cup

2010 LEAGUE STANDINGS

	OVERALL								HOME				ROAD					
	GP	W	L	T	PTS	GF	GA	GD	W	L	T	GF	GA	W	L	T	GF	GA
New York	30	15	9	6	51	38	29	9	10	3	2	18	9	5	6	4	20	20
Columbus	30	14	8	8	50	40	34	6	10	3	2	22	12	4	5	6	18	22
Kansas City	30	11	13	6	39	36	35	1	7	5	3	25	19	4	8	3	11	16
Chicago	30	9	12	9	36	37	38	-1	4	4	7	14	13	5	8	2	23	25
Toronto FC	30	9	13	8	35	33	41	-8	6	3	6	19	15	3	10	2	14	26
New England	30	9	16	5	32	32	50	-18	7	5	3	21	18	2	11	2	11	32
Philadelphia	30	8	15	7	31	35	49	-14	6	3	6	22	16	2	12	1	13	33
D.C. United	30	6	20	4	22	21	47	-26	3	11	1	12	25	3	9	3	9	22

	OVERALL								HOME						ROAD					
	GP	W	L	T	PTS	GF	GA	GD	W	L	T	GF	GA	W	L	T	GF	GA		
Los Angeles	30	18	7	5	59	44	26	18	9	4	2	27	19	9	3	3	17	7		
Real Salt Lake	30	15	4	11	56	45	20	25	11	0	4	31	7	4	4	7	14	13		
FC Dallas	30	12	4	14	50	42	28	14	8	1	6	25	13	4	3	8	17	15		
Seattle	30	14	10	6	48	39	35	4	8	4	3	21	16	6	6	3	18	19		
Colorado	30	12	8	10	46	44	32	12	8	2	5	26	11	4	6	5	18	21		
San Jose	30	13	10	7	46	34	33	1	7	5	3	17	14	6	5	4	17	19		
Houston	30	9	15	6	33	40	49	-9	6	6	3	25	21	3	9	3	15	28		
Chivas USA	30	8	18	4	28	31	45	-14	6	7	2	19	19	2	11	2	12	26		

2010 MLS STATISTICS (6-20-4, 22 PTS)

UNF	POS	PLAYER	GP	GS	MIN	G	A	SHT	SOG	FC	FS	OFF	CK	C	E
14	M-F	Andy Najar	26	22	1983	5	1	36	13	25	6	2	6	0	
9	F	Danny Allsopp	23	18	1456	5	0	37	19	10	19	4	0	2	0
25	M-F	Santino Quaranta	27	26	2331	2	2	58	24	9	30	18	80	5	0
7	F	Adam Cristman	17	8	708	2	1	15	4	17	13	8	0	2	0
13	M-F	Chris Pontius	17	13	1189	2	1	25	6	12	20	5	0	1	0
99	F	Jaime Moreno	21	8	905	2	0	14	8	7	23	3	7	1	1
2	D	Julius James	22	16	1682	1	0	12	3	38	16	0	0	7	0
8	D	*Carey Talley	15	13	1141	1	0	6	2	14	7	0	0	3	0
22	D-M	Rodney Wallace	11	11	924	0	2	4	1	11	11	0	0	2	0
21	F	Pablo Hernandez	14	13	1149	0	1	29	16	29	36	12	17	2	0
20	M	Stephen King (TOT)	20	16	1415	0	1	17	7	7	14	0	0	1	0
20	M	Stephen King (DC)	20	16	1415	0	1	17	7	7	14	0	0	1	0
24	M	Brandon Barklage	3	2	205	0	0	4	1	3	2	0	0	1	0
27	M	Branko Boskovic	13	8	771	0	0	20	7	7	8	2	19	1	0
4	D	Marc Burch	4	4	360	0	0	2	1	7	4	0	0	1	0
30	M	Junior Carreiro	3	0	43	0	0	0	0	0	2	0	0	0	0
12	M	Christian Castillo	10	8	691	0	0	14	4	9	12	4	18	2	0
11	F	Luciano Emilio	4	1	157	0	0	1	1	1	0	1	0	0	0
16	D	Jordan Graye	20	20	1662	0	0	5	3	10	14	1	0	1	0
28	GK	Bill Hamid	8	8	720	0	0	0	0	0	1	0	0	0	0
5	D	Dejan Jakovic	19	18	1624	0	0	3	1	14	10	0	0	1	1
17	F	Thabiso Khumalo	8	3	270	0	0	3	2	7	4	3	0	0	0
18	D	Devon McTavish	19	16	1405	0	0	4	1	17	11	0	0	1	0
6	M	Kurt Morsink	20	18	1558	0	0	11	4	20	24	0	0	5	0
3	D	Juan Manuel Pena	10	9	700	0	0	0	0	12	4	0	0	2	0
23	GK	Troy Perkins	22	22	1980	0	0	0	0	0	2	0	0	0	0
15	D	Barry Rice	2	1	86	0	0	2	0	1	1	0	0	0	0
31	D	J.P. Rodrigues	1	0	12	0	0	0	0	2	1	0	0	0	0
19	M	Clyde Simms	20	18	1508	0	0	12	6	13	5	0	0	0	0
11	M	Carlos Varela	6	1	173	0	0	1	0	5	2	2	1	0	0
12	D	Jed Zayner (TOT)	17	12	1187	0	0	2	0	21	10	2	0	4	0
12	D	Jed Zayner (DC)	9	9	798	0	0	2	0	15	8	2	0	2	0
48	GK	Andrew Quinn	0	0	0	0	0	0	0	0	0	0	0	0	0
		Own-goals received				1									
TEAM TOTALS			30	30	2700	21	9	337	134	322	353	71	144	49	2
OPPONENT TOTALS			30	30	2700	47	48	355	140	353	322	80	128	35	2

GAME-WINNING GOALS: Danny Allsopp 3, Carey Talley 1, Julius James 1, Adam Cristman 1

GAME-WINNING ASSISTS: Santino Quaranta 1, Chris Pontius 1, Adam Cristman 1

PENALTY KICK GOALS/ATTEMPTS: Carey Talley 1-1, Jaime Moreno 1-1

D.C. UNITED INDIVIDUAL GOALKEEPING

UNF	POS	GOALKEEPER	GP	GS	MIN	SHTS	SV	GA	GAA	PG	PA	W	L	T	SO
28	GK	Bill Hamid	8	8	720	31	20	10	1.25	0	0	3	5	0	1
23	GK	Troy Perkins	22	22	1980	109	72	37	1.68	2	3	3	15	4	5
TEAM TOTALS			30	30	2700	140	92	47	1.57	2	3	6	20	4	6
OPPONENT TOTALS			30	30	2700	134	111	21	0.70	2	2	20	6	4	17

* = PLAYED WITH OTHER TEAMS IN 2010. ONLY D.C. UNITED STATISTICS LISTED HERE.

2009 MLS LINEUPS

3/22 @ Los Angeles Galaxy
D 2-2 | DCU 0-0-1
Wicks
Namoff
Jakovic
Janicki
Wallace [A 62]
McTavish (Burch 79)
Gomez [G 44] (Jacobson 83)
Simms
Olsen (Khumalo 72)
Emilio
Pontius [G 62]

3/28 v. Chicago Fire
D 1-1 | DCU 0-0-2
Wicks
Namoff
Jakovic
Burch
Pontius
Gomez (Barklage 86)
Olsen
Simms
Wallace
Emilio [G 7]
Moreno (Doe 65)

4/4 v. Houston Dynamo
D 1-1 | DCU 1-0-2
Crayton
Namoff [A 47]
Jakovic
Burch
Pontius
Gomez (Fred 57)
Olsen (Janicki 79)
Simms
Wallace
Emilio [G 47]
N'Silu (Moreno 65 [E 71])

4/11 @ Real Salt Lake
L 1-2 | DCU 1-1-2
Crayton
Namoff
Jakovic
Fred [A 38] (McTavish 69)
Pontius (Doe 76)
Jacobson
Simms
Wallace (Quaranta 82)
Wallace [A 38]
Emilio [G 38]

4/17 v. New England
D 1-1 | DCU 1-1-3
Crayton
Namoff
Jakovic
Burch (Quaranta 46)
Pontius
Gomez (Fred 60)
Olsen [G 91+]
Simms (Jacobson 46)
Wallace
Emilio
Moreno [A 91+]

4/26 @ New York Red Bulls
W 3-2 | DCU 2-1-3
Crayton
Namoff [A 21]
Jakovic
Burch [A 91+]
Quaranta [A 21, 90]
Fred (Barklage 61)
Olsen (Jacobson 50)
Simms
Wallace [G 21] (Khumalo 81 [A 91+])
Pontius [A 90, G 91+]
Emilio [G 90]

5/2 v. FC Dallas
W 2-1 | DCU 3-1-3
Kocic
Namoff [A 56]
Jakovic
Burch
Pontius
Olsen (Gomez 58 [A 66])
Quaranta
Simms
Wallace
Emilio (Janicki 84)
Moreno [G 56, 66]
(Jacobson 74)

5/6 @ Kansas City Wizards
D 1-1 | DCU 3-1-4
Crayton
Namoff
Janicki
John
Wallace [G 27]
Barklage (Gomez 61)
Jacobson
Simms
Quaranta [A 27]
Moreno [A 27] (Khumalo 87)
Pontius (Emilio 46)

5/9 v. Toronto FC
D 3-3 | DCU 3-1-5
Kocic
Namoff
Jakovic
McTavish (Pontius 74 [G 86])
Fred [A 91]
(Quaranta 59 [A 86])
Gomez
Simms
Wallace [A 9, 86]
Emilio
N'Silu [G 9]
(Moreno 64 [G 92+])

5/16 @ Chivas USA
T 2-2 | DCU 3-1-6
Crayton
Namoff
Jakovic
Burch
Quaranta [A 77, G 85]
Olsen (Jacobson 7)
(Gomez 70)
Simms
Wallace
Pontius (Fred 46)
Moreno
Emilio [G 77]

5/23 v. Real Salt Lake
T 0-0 | DCU 3-1-7
Wicks
Namoff
Jakovic
Burch
Gomez
Jacobson
Simms
Fred (Wallace 61)
Moreno (Pontius 46)
Quaranta
Emilio (N'Silu 70)

5/30 @ New England
Revolution
L 1-2 | DCU 3-2-7
Wicks
Burch
Jakovic
Fred [G 36] (Moreno 78)
Jacobson (McTavish 61)
Emilio [A 36] (N'Silu 64)
Pontius
Simms
Wallace
Quaranta
Namoff

6/4 v. New York Red Bulls
W 2-0 | DCU 4-2-7
Wicks
Namoff
Jakovic
Burch
Pontius
Fred [A 36]
Simms
Wallace
Emilio [A 36, E 64]
(Moreno 63 [G 93+])
N'Silu (Gomez 46)
Quaranta [G 36]
(McTavish 88)

6/13 v. Chicago Fire
W 2-1 | DCU 5-2-7
Wicks
Namoff
Jakovic
Burch
Fred (Khumalo 78)
Gomez [G 41] (John 85)
Simms
Wallace
Moreno [G 24] (N'Silu 39)
Pontius
Quaranta

6/17 @ Seattle Sounders FC
D 3-3 | DCU 5-2-8
Wicks
Namoff
Jakovic
Burch
Jacobson (Gomez 46 [G 63])
Simms
Wallace
Fred (N'Silu 21 [A 63])
Pontius [G 34]
Quaranta [A 34]
Emilio (Khumalo 73)

6/20 @ Colorado Rapids
L 0-3 | DCU 5-3-8
Wicks
Janicki (Khumalo 46)
Jakovic
John
Namoff
Gomez
Olsen (N'Silu 64)
Simms
Wallace (McTavish 64)
Pontius
Quaranta

7/4 @ Columbus Crew
T 1-1 | DCU 5-3-9
Wicks
Namoff
Burch
Janicki
Wallace
Olsen
Gomez [G 33]
Simms
Pontius
Khumalo (Fred 55)
N'Silu (Barklage 86)

7/18 v. Colorado Rapids
W 3-1 | DCU 6-3-9
Wicks
Namoff [OG 14, G 56]
Janicki
Burch
Pontius
Gomez [A 56, 61]
Olsen
Simms (McTavish 72)
Fred [A 61] (Wallace 68)
Emilio [G 61]
Khumalo
(Moreno 46 [G 47])

7/25 @ San Jose
Earthquakes
D 2-2 | DCU 6-3-10
Wicks
Burch
Jakovic
Namoff
Fred
Wallace
Gomez [G 3, 21]
Jacobson (Moreno 55)
Olsen (Szetela 73)
Emilio (McTavish 85)
Pontius

8/1 @ Houston Dynamo
L 3-4 | DCU 6-4-10
Wicks
Namoff [A 49]
Jakovic
Burch [A 87]
Fred [G 74]
Gomez (Emilio 46 [G 49, 87])
Jacobson
Olsen (John 46)
Quaranta
Pontius
Moreno [A 74] (Szetela 79)

8/15 @ Toronto FC
L 0-2 | DCU 6-5-10
Wicks
Burch
Jakovic
DiRamondo (Jacobson 46)
Fred (Moreno 65)
Gomez
Emilio
Simms
Wallace
Quaranta
Namoff (James 76)

8/22 v. Los Angeles Galaxy
D 0-0 | DCU 6-5-1
Wicks
Namoff
Jakovic
Burch
Fred (Jacobson 83)
Gomez (Moreno 51)
Olsen (Pontius 69)
Simms
Wallace
Emilio
Quaranta

8/29 @ Chicago Fire
W 1-0 | DCU 7-5-11
Wicks
Burch
James
Jakovic
Fred (Wallace 83)
Gomez [A 11] (Moreno 62)
Emilio
Olsen
Simms
Quaranta (Pontius 72)
Namoff [G 11]

9/5 @ FC Dallas
D 2-2 | DCU 7-5-12
Wicks
Namoff
Simms
Burch [G 44]
Wallace
McTavish (Moreno 42 [G 58])
Olsen (Emilio 76)
Simms
Fred
Pontius (Jacobson 86)
Quaranta

9/9 v. Kansas City Wizards
W 1-0 | DCU 8-5-12
Wicks
Namoff
Simms
James (John 62)
Quaranta (Fred 85)
Gomez (Olsen 46)
McTavish
Wallace
Pontius
Emilio [G 39]
Moreno

9/12 v. Seattle Sounders FC
L 1-2 | DCU 8-6-12
Wicks
Namoff
James
John
Fred (Pontius 53)
Olsen (Jacobson 83)
Simms
Wallace [G 54]
Moreno (Gomez 83)
Quaranta
Emilio

9/27 v. San Jose
Earthquakes
L 1-2 | DCU 8-7-12
Wicks (Kocic 52)
James
Burch (Gomez 76)
Vaughn
Wallace
Simms
Pontius [A 26]
Quaranta
Olsen [A 26]
Emilio
Moreno [G 26]
(Khumalo 78)

10/3 v. Chivas USA
L 0-2 | DCU 8-8-12
Kocic [OG 32]
James
Burch (Emilio 62)
Jakovic
Vaughn
Simms
Olsen [E 65]
Quaranta
Khumalo (Fred 46)
Gomez (Moreno 43)
Pontius

10/17 v. Columbus Crew
W 1-0 | DCU 9-8-12
Cronin
James
Jakovic
McTavish (Vaughn 46)
Simms
Jacobson
Wallace
Gomez (Moreno 58)
Khumalo [A 17] (Szetela 66)
Emilio [G 17]

10/24 @ Kansas City
Wizards
D 2-2 | 9-8-13
Cronin
James [G 82]
Jakovic
Burch
Wallace
Fred [E 92+]
Gomez (Moreno 40 [PK 67])
Simms
Szetela (Olsen 46)
Pontius
Emilio (Khumalo 59)

2009 U.S. OPEN CUP

4/22 v. FC Dallas
W 2-0 | Play-in game
Kocic
Namoff (Jakovic 62)
Janicki
Burch
Khumalo
Barklage [G 66]
Jacobson
McTavish
Fred [G 21] (Wallace 61)
Pontius [A 21] (Moreno 73)
Quaranta [A 66] (Peters 82)

5/20 v. New York Red Bulls
W 5-3 | Play-in game
Wicks
Namoff (DiRaimondo 67)
Janicki
McTavish
John
Barklage [G 21]
Gomez [A 8, 18] (Jacobson 46)
Fred [G 26, A 52] (Wallace 58)
Khumalo [G 18]
N'Silu
Pontius [G 8, 52, A 26]
(Burch 80)

6/30 v. Ocean City Barons
W 2-0 | Third Round
Kocic
McTavish
Janicki
Burch
Olsen (Pontius 46)
Barklage
Wallace (Simms 75)
DiRaimondo (Gomez 68 [G 74])
Jacobson
N'Silu [G 90+]
Khumalo

7/7 v. Harrisburg
City Islanders
W 2-1 | Quarterfinals
Kocic
Namoff (Gomez 71)
Janicki
John
Barklage (Wallace 29)
Jacobson [G 18]
McTavish [A 8]
DiRaimondo
Fred [A 18]
Khumalo [G 8]
N'Silu

7/21 v. Rochester Rhinos
W 2-1 | Semifinals
Kocic
John
Janicki
Namoff
McTavish
Wallace
Jacobson
Fred (DiRaimondo 68)
Khumalo [G 82]
N'Silu (Gomez 79)
Moreno [G 41] (Pontius 58)

9/2 v. Seattle Sounders FC
L 1-2 | Final
Wicks [E 69]
Namoff
Jakovic
Burch
Fred (Quaranta 46)
Simms [G 89]
Olsen (Wallace 82 [A 89])
Pontius
Gomez (Kocic 71)
Moreno
Emilio

2009 CONCACAF CHAMPIONS LEAGUE

7/28 v. CD L.A. Firpo
D 1-1 | Preliminary Round,
Leg 1
Kocic
John
McTavish
Jakovic (Gomez 46)
Janicki
Szetela
DiRaimondo
Jacobson
Wallace
Moreno [G 41] (Pontius 66)
N'Silu

8/4 @ CD L.A. Firpo
D 1-1 (W 5-4 PKs)
Preliminary Round, Leg 2
Wicks
Burch
Namoff
Jakovic
Olsen
Gomez [G 42]
Quaranta (Jacobson 88)
Fred [E 118]
Wallace
Emilio (Szetela 90)
Moreno (Pontius 77)

8/18 @ CD Marathon
L 1-3 | Group B, Game 1
Wicks
James
John
McTavish
Habarugira (Simms 75)
Janicki
Olsen
Allen (Wallace 58)
Jacobson
Emilio [G 48]
Moreno (Quaranta 46 [A 48])

8/26 v. Toluca
L 1-3 | Group B, Game 2
Wicks
John
Burch
McTavish
James
Habarugira (Namoff 64)
Simms
Allen (Fred 31)
Jacobson
Pontius [G 47]
Moreno (Quaranta 45 [A 47])

9/15 @ San Juan Jabloteh
W 1-0 | Group B, Game 3
Kocic
McTavish
James
Simms
John
Szetela
Wallace
Jacobson (DiRaimondo 69)
Pontius
Gomez [G 14] (Allen 90)
Emilio (Shiplane 78)

9/24 v. CD Marathon
W 3-0 | Group B, Game 4
Wicks
James
John [A 47]
Vaughn (McTavish 70)
Olsen [A 71] (Jakovic 75)
Simms
Quaranta [A 55]
Wallace
Shiplane (Moreno 43 [G 55, E 90+])
Pontius
Emilio [G 47, 71]

9/30 v. San Juan Jabloteh
W 5-1 | Group B, Game 5
Kocic
McTavish
James (Burch 78)
Habarugira
Gomez [G 13, 68, A 43]
Simms (Szetela 56)
Fred [G 30, A 92+]
Jacobson
Wallace [A 13, 68]
Pontius [A 30]
(Shiplane 66)
Khumalo [G 43, 92+]

10/20 @ CD Toluca
D 1-1 | Group B, Game 6
Cronin
Vaughn
McTavish (Gomez 68)
James
John
Fred
Szetela
DiRaimondo (Jakovic 63)
Khumalo (Wallace 45)
Emilio
Pontius [G 6]

2009 FRIENDLIES

8/9 v. Real Madrid
L 0-3 | Friendly
Wicks (Kocic 67)
Burch (John 73)
Jakovic (McTavish 68)
Janicki
Fred (DiRaimondo 86)
Gomez
Emilio (Allen 77)
Olsen
Wallace
Pontius (Simms 63)
Moreno (Szetela 63)

2009 SCHEDULE AND RESULTS

DATE	OPPONENT	RES.	SCORE	ATT.	W-L-T	POS.	PTS	NOTES:
03/22/2009	at Los Angeles	D	2-2	18,013	0-0-1	T4	1	DC: Gomez (44) Pontius (62); LA: Donovan (80,85)
03/28/2009	Chicago	T	1-1	15,895	0-0-2	T4	2	DC: Emilio (7); CHI: Nyarko (53)
04/04/2009	Houston	W	1-0	12,594	1-0-2	2	5	DC: Emilio (47)
04/11/2009	at Real Salt Lake	L	1-2	11,793	1-1-2	T4	5	DC: Emilio (38); RSL: Olave (40) Morales (80)
04/17/2009	New England	D	1-1	14,441	1-1-3	T3	6	DC: Olsen (80); NE: Joseph (50)
04/22/2009	FC Dallas %	W	2-0	5,163	-	-	-	DC: Fred (21) Barklage (66)
04/26/2009	at New York	W	3-2	10,303	2-1-3	4	9	DC: Wallace (21) Emilio (90) Pontius (90); NY: Angel (68) Richards (74)
05/02/2009	FC Dallas	W	2-1	14,225	3-1-3	T1	12	DC: Moreno (56,66); DAL: Rocha (28)
05/06/2009	at Kansas City	D	1-1	9,077	3-1-4	1	13	DC: Wallace (27); KC: Wolff (52)
05/09/2009	Toronto FC	D	3-3	15,652	3-1-5	1	14	DC: N'Sili (9) Pontius (86) Moreno (90); TOR: De Rosario (52,87) Serious (63)
05/16/2009	at Chivas USA	T	2-2	16,223	3-1-6	T1	15	DC: Emilio (77) Quaranta (65); CHV: Galindo (25) Lillingston (43)
05/20/2009	New York %	W	5-3	5,056	-	-	-	DC: Pontius (8,52) Khumalo (18) Barklage (21) Fred (26); NY: Richards (44) Rojas (48,61)
05/23/2009	Real Salt Lake	D	0-0	16,089	3-1-7	T1	16	-
05/30/2009	at New England	L	1-2	15,271	3-2-7	T2	16	DC: Fred (36); NE: Joseph (55) Ralston (90)
06/04/2009	New York	W	2-1	11,226	4-2-7	2	19	DC: Quaranta (36) Moreno (90)
06/13/2009	Chicago	W	2-1	18,369	5-2-7	1	22	DC: Moreno (24) Gomez (41); CHI: Pappa (33)
06/17/2009	at Seattle	D	3-3	29,159	5-2-8	1	23	DC: Pontius (34) Gomez (63) own goal (87); SEA: Alonso (38) Jaqua (45) Montero (57)
06/20/2009	at Colorado	L	0-3	11,416	5-3-8	1	23	COL: Cummings (11,45) Clark (49)
06/30/2009	Ocean City %	W	2-0	2,021	-	-	-	DC: Gomez (74) N'Sili (90)
07/04/2009	at Columbus	D	1-1	14,370	5-3-9	T1	24	DC: Gomez (33); CLB: Moreno (59)
07/07/2009	Harrisburg City %	W	2-1	2,137	-	-	-	DC: Khumalo (8) Jacobson (18); HCl: Paterson (64)
07/18/2009	Colorado	W	3-1	18,248	6-3-9	T2	27	DC: Moreno (47) Namoff (56) Emilio (61); COL: own goal (14)
07/21/2009	Rochester %	W	2-1	2,457	-	-	-	DC: Moreno (41) Khumalo (82); ROC: Atieno (68)
07/25/2009	at San Jose	D	2-2	9,022	6-3-10	3	28	DC: Gomez (3,21); S.J. Johnson (36) Glen (62)
07/28/2009	CD L.A. Firpo @	T	1-1	8,026	-	-	-	DC: Moreno (41); LAF: Benitez (26)
08/01/2009	at Houston	L	3-4	14,694	6-4-10	3	28	DC: Emilio (48,87) Fred (74); HOU: Davis (36) Ching (38,39) Holden (66)
08/04/2009	at L.A. Firpo @	D	1-1 (5-4)	0	-	-	-	DC: Gomez (42); LAF: Franco (39)
08/09/2009	Real Madrid &	L	0-3	72,368	-	-	-	RM: Higuain (57,59) Robben (69)
08/15/2009	at Toronto FC	L	0-2	20,638	6-5-10	4	28	TOR: De Rosario (30) White (66)
08/16/2009	at CD Marathon @	L	1-3	3,658	-	-	-	DC: Emilio (48); CDM: Martinez (23) Palacios (83) Berrios (88)
08/22/2009	Los Angeles	D	0-0	22,134	6-5-11	4	29	-
08/26/2009	Toluca @	L	1-3	8,834	-	-	-	DC: Pontius (47); TOL: Marin (5) Mancilla (79,85)
08/29/2009	at Chicago	W	1-0	16,324	7-5-11	4	32	DC: Namoff (11)
09/02/2009	Seattle %	L	1-2	17,329	-	-	-	DC: Srmns (88); SEA: Montero (67) Levesque (86)
09/05/2009	at FC Dallas	T	2-2	10,219	7-5-12	T3	33	DC: Burch (44) Moreno (58); DAL: Cunningham (17) Ferreira (50)
09/09/2009	Kansas City	W	1-0	8,033	8-5-12	3	36	DC: Emilio (39)
09/12/2009	Seattle	L	1-2	19,592	8-6-12	3	36	DC: Wallace (54); SEA: Zakuan (4) Montero (84)
09/15/2009	at San Juan @	W	1-0	-	-	-	-	DC: Gomez (14)
09/24/2009	C.D. Marathon @	W	3-0	5,280	-	-	-	DC: Emilio (47,71) Moreno (55)
09/27/2009	San Jose	L	1-2	14,375	8-7-12	4	36	DC: Moreno (26); S.J. Sanchez (58) Johnson (73)
09/30/2009	San Juan @	W	5-1	3,411	-	-	-	DC: Gomez (13,68) Fred (30) Khumalo (43,90); S.J.: Britto (83)
10/03/2009	Chivas USA	L	0-2	24,175	8-8-12	4	36	CHV: own goal (32) Padilla (53)
10/17/2009	Columbus	W	1-0	16,274	9-8-12	T3	39	DC: Emilio (16)
10/20/2009	at Toluca @	T	1-1	-	-	-	-	DC: Pontius (6); TOL: Lopez (61)
10/24/2009	at Kansas City	T	2-2	10,385	9-8-13	3	40	DC: Moreno (66) James (82); KC: Kamara (30) Lopez (90)

COMPETITION KEY

- @ CONCACAF Champions League
- & Friendly
- ~ InterAmerican Cup
- % U.S. Open Cup

2009 LEAGUE STANDINGS

	OVERALL							HOME							ROAD						
	GP	W	L	T	PTS	GF	GA	GD	W	L	T	GF	GA		W	L	T	GF	GA		
Columbus	30	13	7	10	49	41	31	10	9	2	4	25	15		4	5	6	16	16		
Chicago	30	11	7	12	45	39	34	5	5	4	6	16	17		6	3	6	23	17		
New England	30	11	10	9	42	33	37	-4	7	4	4	22	16		4	6	5	11	21		
D.C. United	30	9	8	13	40	43	44	-1	7	3	5	19	14		2	5	8	24	30		
Toronto FC	30	10	11	9	39	37	46	-9	8	3	4	20	14		2	8	5	17	32		
Kansas City	30	8	13	9	33	33	42	-9	4	6	4	16	18		4	7	5	17	24		
New York	30	5	19	6	21	27	47	-20	5	6	4	24	20		0	13	2	3	27		

	OVERALL							HOME							ROAD						
	GP	W	L	T	PTS	GF	GA	GD	W	L	T	GF	GA		W	L	T	GF	GA		
Los Angeles	30	12	6	12	48	36	31	5	7	4	4	18	17		5	2	8	18	14		
Houston	30	13	8	9	48	39	29	10	8	1	6	23	13		6	7	3	16	16		
Seattle	30	12	7	11	47	38	29	9	7	2	6	21	10		5	5	5	17	19		
Chivas USA	30	13	11	6	45	34	31	3	9	3	3	25	14		4	8	3	9	17		
Real Salt Lake	30	11	12	7	40	43	35	8	9	1	5	34	11		2	11	2	9	24		
Colorado	30	10	10	10	40	42	38	4	8	2	5	25	10		2	8	5	17	28		
FC Dallas	30	11	13	6	39	50	47	3	8	3	4	28	19		3	10	2	22	28		
San Jose	30	7	14	9	30	36	50	-14	6	5	4	22	21		1	9	5	14	29		

2009 MLS STATISTICS (9-8-13, 40 PTS)

UNF	POS	PLAYER	GP	GS	MIN	G	A	SHT	SOG	FC	FS	OFF	CK	C	E
11	F	Luciano Emilio	27	23	2070	10	2	59	29	17	18	23	0	1	1
99	F	Jaime Moreno	24	11	1240	9	3	22	14	12	17	6	37	1	1
10	M	Christian Gomez	27	20	1612	6	4	33	18	19	27	4	54	5	0
13	F-M	Chris Pontius	28	23	2113	4	3	56	23	25	35	12	0	5	0
22	M-D	Rodney Wallace	28	25	2265	3	3	29	11	52	11	6	0	8	0
25	F-M	Santino Quaranta	22	19	1769	2	6	32	11	15	40	8	25	1	0
7	M-F	Fred	23	17	1422	2	4	15	4	24	22	4	3	4	1
26	D	Bryan Namoff	26	26	2326	2	4	10	5	19	18	1	0	3	0
4	D	Marc Burch	26	25	2174	1	2	20	9	27	11	0	3	5	0
9	F	Ange N'Silu	9	4	452	1	1	7	4	4	6	3	0	1	0
14	M	Ben Olsen	20	18	1371	1	1	20	9	36	35	1	4	7	1
2	D	Julius James (TOT)	17	13	1214	1	0	4	2	25	7	0	0	4	0
2	D	Julius James (DC)	9	8	706	1	0	3	1	13	4	0	0	1	0
17	F-M	Thabiso Khumalo	12	4	358	0	2	8	5	7	0	3	0	0	0
24	M-F	Brandon Barklage	4	1	98	0	0	0	0	6	0	1	1	1	0
27	GK	Louis Crayton	6	6	540	0	0	0	0	1	3	0	0	0	0
29	GK	Steve Cronin	2	2	180	0	0	0	0	0	0	0	0	0	0
6	M	John DiRaimondo (TOT)	1	1	45	0	0	0	0	0	0	0	0	0	0
6	M	John DiRaimondo (DC)	1	1	45	0	0	0	0	0	0	0	0	0	0
30	F	Francis Doe	2	0	40	0	0	2	0	0	0	2	0	0	0
8	M	Andrew Jacobson	17	8	845	0	0	8	1	14	8	0	0	1	0
5	D	Dejan Jakovic	23	23	2070	0	0	4	0	23	17	0	0	6	0
16	D	Greg Janicki	7	5	422	0	0	0	0	4	2	0	0	0	0
3	D	Avery John	6	3	348	0	0	0	0	8	1	0	0	4	0
1	GK	Milos Kocic	4	3	308	0	0	0	0	1	0	0	0	0	0
18	D-M	Devon McTavish	11	5	431	0	0	0	0	6	3	0	0	4	0
19	M	Clyde Simms	28	28	2457	0	0	13	5	23	11	0	0	4	0
12	M	Danny Szetela	4	1	97	0	0	0	0	0	1	0	0	0	0
15	D	Lawson Vaughn (TOT)	3	2	225	0	0	0	0	0	1	0	0	0	0
15	D	Lawson Vaughn (DC)	3	2	225	0	0	0	0	0	1	0	0	0	0
31	GK	Josh Wicks	19	19	1672	0	0	0	0	0	4	0	0	4	0
20	F-M	Ely Allen	0	0	0	0	0	0	0	0	0	0	0	0	0
23	D	David Habarugira	0	0	0	0	0	0	0	0	0	0	0	0	0
21	M	Tiyiselani Shipalane	0	0	0	0	0	0	0	0	0	0	0	0	0
		Own-goals received	1												
TEAM TOTALS			30	30	2700	43	35	341	149	356	319	74	127	66	4
OPPONENT TOTALS			30	30	2700	44	46	361	163	319	356	50	158	49	3

GAME-WINNING GOALS: Luciano Emilio 3, Bryan Namoff 2, Santino Quaranta 1, Chris Pontius 1, Jaime Moreno 1, Christian Gomez 1

GAME-WINNING ASSISTS: Christian Gomez 3, Thabiso Khumalo 2, Bryan Namoff 1, Luciano Emilio 1, Fred 1, Marc Burch 1

PENALTY KICK GOALS/ATTEMPTS: Jaime Moreno 6-6, Christian Gomez 2-2

D.C. UNITED INDIVIDUAL GOALKEEPING

UNF	POS	GOALKEEPER	GP	GS	MIN	SHTS	SV	GA	GAA	PG	PA	W	L	T	SO
29	GK	Steve Cronin	2	2	180	12	9	2	1.00	1	1	1	0	1	1
27	GK	Louis Crayton	6	6	540	31	21	8	1.33	0	0	2	1	3	1
31	GK	Josh Wicks	19	19	1672	104	78	26	1.40	4	5	5	5	8	5
1	GK	Milos Kocic	4	3	308	16	9	8	2.34	0	0	1	2	1	0
TEAM TOTALS			30	30	2700	163	117	44	1.47	5	6	9	8	13	7
OPPONENT TOTALS			30	30	2700	149	97	43	1.43	8	8	8	9	13	5

2008 MLS LINEUPS

3/29 @ Kansas City
L 2-1 | DCU 0-1-0
Wells
Burch (Fred 57)
Martinez
Peralta
Namoff
Mediate (Stratford 82)
Gallardo
Simms
McTavish
Emilio
Niell (Quaranta 57)

4/5 VS. Toronto
W 4-1 | DCU 1-1-0
Wells
Namoff
Martinez
Peralta
Burch (Moreno 46) [G 78]
McTavish [A 2, 52]
Gallardo [G 52]
Dyachenko 56
Simms [A 2]
Fred [A 78]
Emilio [G 2] (Niell 77 [A 78])
Quaranta [G 5] [A 52]

4/12 @ Real Salt Lake
L 0-1 | DCU 1-2-0
Carvallo
Namoff
Peralta
Mediate
McTavish
Dyachenko
Simms Morales
Burch (Quaranta 46)
Fred
Emilio (Niell 62)
Moreno (Stratford 80)

4/17 VS. Columbus
L 2-1 | DCU 1-3-0
Wells
Namoff [G 42]
Peralta [OWN 43]
Burch (Niell 57)
McTavish (Quaranta 68)
Fred
Gallardo
Simms
Emilio [A 42]
Moreno [A 42] (Dyachenko 57)

4/26 VS. Real Salt Lake
W 4-1 | DCU 2-3-0
Wells
Namoff
Martinez
Peralta
Stratford (Dyachenko 41 [A 67])
Quaranta [G 67]
Gallardo [G 80]
Simms
Fred (Burch 22 [A 80])
Emilio
Moreno [G 31, 52] [A 67, 80] (Kirk 82)

5/4 @ Colorado
L 2-0 | DCU 2-4-0
Wells
Namoff
Burch
Martinez
Peralta
Quaranta (Kirk 61)
Dyachenko
Simms
Gallardo
Emilio (Doe 59)
Niell (Moreno 46)

5/8 VS. Chicago
L 2-0 | DCU 2-5-0
Wells
Namoff
Martinez
Peralta
Burch
Quaranta (Doe 66)
Dyachenko (Kirk 92+)
Simms Pause
Niell
Emilio (Stratford 83)
Moreno

5/17 @ Chivas USA
L 3-1 | DCU 2-6-0
Wells
Namoff
Burch (Niell 77)
Mediate
Namoff
Quaranta [A 30]
Gallardo [G 30] (Dyachenko 74)
Simms [A 30]
Cordeiro
Doe (Emilio 58)
Moreno

5/21 @ Toronto FC
L 1-0 | DCU 2-7-0
Wells
Peralta
Martinez
McTavish (Mediate 82)
Namoff
Fred (Burch 74)
Gallardo
Simms
Quaranta
Emilio
Moreno (Doe 85)

5/24 VS. Toronto FC
W 3-2 | DCU 3-7-0
Wells
Namoff
McTavish [A 41]
Peralta [G 41]
Martinez
Quaranta (Mediate 88)
Gallardo
Simms
Fred
Emilio [G 72]
Moreno [A 41] [G 70]
(Burch 85)

5/29 @ New England
D 2-2 | DCU 3-7-1
Wells
Namoff
McTavish
Mediate
Martinez
Quaranta
Gallardo
Simms
Fred [G 53] (Burch 88)
Moreno (Dyachenko 78)
Emilio [G 15]

6/7 @ Chicago
W 2-1 | DCU 4-7-1
Wells
Namoff [E 88]
McTavish
Peralta
Martinez
Quaranta (Burch 75)
Gallardo [E 55]
Simms
Fred (Dyachenko 72 [A 92+])
Emilio [G 92+]
Moreno [G 63] (Cordeiro 84)

6/14 VS. New York
W 4-1 | DCU 5-7-1
Wells
Martinez
McTavish [A 59]
Peralta
Burch
Quaranta [A 23] (Mediate 46)
Dyachenko (Kirk 71)
Simms [G 26]
Fred [A 23]
Emilio [G 23, 46+ 59]
Moreno [A 26, 59]
(Stratford 75)

6/22 VS. San Jose
W 3-1 | DCU 6-7-1
Wells
Namoff
McTavish
Carroll (Martinez 56)
Martinez [G 55]
Fred (Mediate 60)
Gallardo [A 55, 88]
Simms [G 50]
Burch (Cordeiro 46 [A 50])
Emilio [G 58]
Moreno (Dyachenko 80)

6/29 VS. Los Angeles
W 4-1 | DCU 7-7-1
Wells
Namoff
McTavish
Peralta
Martinez [A 60]
Quaranta (Burch 27 [A 37])
Gallardo [G 60] [A 68]
Simms
Fred [A 68] (Dyachenko 77)
Emilio [G 37, 68] [A 60]
Moreno [G 5] (Olsen 75)

7/23 VS. Houston
L 2-0 | DCU 7-8-1
Wells
Namoff
Burch
Carroll (Dyachenko 25)
Martinez [E 83]
McTavish
Simms
Fred (Kirk 86)
Thompson (Doe 64)
Emilio
Moreno

8/2 VS. Kansas City
W 2-0 | DCU 8-8-1
Wells
Namoff
McTavish
Carroll
Burch [A 60]
Fred (Thompson 88)
Simms
Vide
Guerrero [A 28]
Emilio [G 28] (Kirk 91+)
Moreno [A 28] [G 60]

8/10 @ New York
L 4-1 | DCU 8-9-1
Wells
Namoff
McTavish
Carroll (Martinez 56)
Burch
Fred [A 16]
Simms
Vide (Dyachenko 67)
Guerrero
Emilio [A 16]
Moreno [G 16] (Quaranta 46)

8/16 @ Chicago
W 1-0 | DCU 9-9-1
Wells
Namoff
McTavish
Carroll (Martinez 56)
Burch
Fred [G 27]
Simms
Vide (Dyachenko 67)
Guerrero
Emilio
Moreno [A 27] (Quaranta 46)

8/20 @ New England
L 2-1 | DCU 9-10-1
Wells
McTavish
Zaher (Thompson 46)
Burch
Namoff
Quaranta
Simms
Vide (Cordeiro 87)
Fred (Kirk 72)
Emilio
Moreno [G 69]

8/23 VS. Colorado
W 3-0 | DCU 10-10-1
Crayton
Namoff
Martinez
McTavish
Thompson (Zaher 75)
Quaranta [G 82]
Simms (Kirk 87 [G 87])
Vide [G 45]
Guerrero [A 45]
Emilio [A 45, 82]
Moreno (Cordeiro 83)

8/30 VS. New York
D 0-0 | DCU 10-10-2
Crayton
Namoff
Martinez
McTavish
Burch (Gallardo 70)
Quaranta
Simms
Vide
Guerrero
Emilio (Doe 46+ [Dyachenko 77])
Moreno

9/6 @ San Jose
L 2-1 | DCU 10-11-2
Crayton
Martinez
Burch
McTavish
Zaher (Cordeiro 54)
Quaranta [G 76]
Dyachenko [A 76]
Simms
Guerrero
Doe (Thompson 39)
Gallardo (Carroll 75)

9/13 VS. FC Dallas
D 2-2 | DCU 10-11-3
Crayton
Namoff
Burch
McTavish
Martinez
Kirk (Fred 46)
Quaranta [G 69]
Simms
Guerrero [A 69] (Dyachenko 72)
Khumalo [A 26] (Emilio 68)
Moreno [G 26] [A 69]

9/20 @ Los Angeles
L 5-2 | DCU 10-12-3
Crayton
Namoff
Burch [E 63]
McTavish [G 2]
Martinez [A 48] (Cordeiro 79)
Fred
Quaranta (Dyachenko 83)
Emilio
Guerrero [A 2]
Khumalo [G 48]
Emilio (Doe 87)

9/28 @ FC DALLAS
L 3-0 | DCU 10-13-3
Crayton
McTavish
Peralta
Namoff
Guerrero
Khumalo (Cordeiro 72)
Fred
Simms
Quaranta (Martinez 41)
Emilio (Dyachenko 55)
Moreno [E 84]

10/4 VS. CHIVAS USA
L 3-0 | DCU 10-14-3
Crayton
Namoff
Martinez
Peralta
Guerrero
Gallardo (Burch 71)
Simms
Vide (Doe 58)
Fred (McTavish 51)
Khumalo
Quaranta

10/12 @ HOUSTON
D 0-0 | DCU 10-14-4
Crayton
Namoff [E 73]
Peralta
Janicki
McTavish
Guerrero (Martinez 87)
Simms
Vide
Burch
Quaranta
Khumalo (Doe 65)

10/16 VS. NEW ENGLAND
W 2-1 | DCU 11-14-4
Crayton
McTavish
Janicki (Martinez 36)
Peralta (Moreno 61 [A 63])
Burch
Khumalo (Fred 64)
Quaranta [A 80]
Simms
Guerrero
Doe [G 63, 80]
Emilio

2008 U.S. OPEN CUP

7/1 VS. Rochester Rhinos
W 2-0 | Third round
Wells
Carroll (Mediate 78)
Martinez (Thompson 46)
McTavish
Burch [G 78, 85]
Kirk
Dyachenko
Stratford (Simms 46)
Cordeiro
Doe
Emilio (Fred 46)

7/8 VS. Chicago
W 2-1 | Quarterfinals
Wells
Namoff [G 99]
Burch [E 108]
McTavish
Martinez
Carroll (Doe 46 [G 77])
Fred
Simms
Cordeiro (Thompson 46)
Dyachenko (Moreno 62
[A 77, 99]) (Peralta 103)
Emilio

8/12 V. New England
W 3-1 | Semifinals
Wells
Namoff [A 4]
McTavish
Peralta
Martinez
Quaranta [G 48] (Vide 79)
Fred (Zaher 88)
Simms
Guerrero [A 81] (Kirk 86)
Emilio [G 4, 81]
(Dyachenko 89)
Moreno [A 48]

9/3 VS. Charleston Battery
W 2-1 | Final
Crayton
Namoff
McTavish
Burch
Martinez
Vide (Fred 40 [G 50])
Quaranta
Simms [A 50]
Guerrero
Emilio [G 4] (Dyachenko 7
[Gallardo 80])
Moreno (Cordeiro 92+)
Moreno [A 48]

2008 CONCACAF CHAMPIONS' CUP

3/12 @ Harbour View FC
D 1-1 | Quarterfinals, Leg 1
Wells
Namoff
Martinez
Peralta
McTavish [G 44]
Burch
Simms
Gallardo
Fred
Emilio
Moreno
(Niel 14 [Stratford 81])

3/18 VS. Harbour View FC
W 5-0 | Quarterfinals,
Leg 2
Wells
Namoff
Peralta
Martinez
McTavish [G 26, 67]
Burch (Mediate 82)
Simms
Gallardo (Dyachenko 72)
Fred [A 63] [G 87]
Emilio [G 63, 65]
Niel (Quaranta 63 [67])
81))

4/1 @ Pachuca CF
L 0-2 | Semifinals, Leg 1
Wells
Namoff
Peralta
Martinez
Burch
Fred
Simms (Quaranta 46)
Gallardo (Dyachenko 79)
McTavish (Mediate 82)
Niel
Emilio

4/9 VS. Pachuca CF
W 2-1 | Semifinals, Leg 2
Wells
Namoff
Peralta
Martinez
McTavish (Niel 65 [G 90])
Simms
Gallardo
Fred [A 85, 90]
Quaranta (Burch 60)
Moreno (Dyachenko 78
[G 85])
Emilio

2008 CONCACAF CHAMPIONS LEAGUE

9/16 VS. Deportivo Saprissa
L 0-2 | Group A, Game 1
Wells
Namoff
Burch
McTavish [E 35]
Martinez
Khumalo
Quaranta (Doe 76)
Simms
Thompson
Cordeiro (Dyachenko 65)
Emilio (Fred 46)

9/24 @ CD Marathon
L 0-2 | Group A, Game 2
Crayton
Burch
Fred
Emilio
Guerrero
Dyachenko (Peralta 61)
Khumalo
Clyde Simms (Cordeiro 70)
(Kirk 73)
Martinez
Namoff
Thompson

10/1 VS. Cruz Azul
L 0-1 | Group A, Game 3
Wells
Thompson
Burch
Janicki
Zaher
Kirk (Khumalo 61)
McTavish
Vide (Cordeiro 46)
Dyachenko
Doe (Miller 83)
Moreno

10/9 @ Deportivo Saprissa
D 2-2 | Group A, Game 4
Wells
Thompson
Martinez
Janicki (Burch 68 [A 90+])
Zaher
Kirk [A 6] (Khumalo 81)
Vide (McTavish 61)
P. Carroll
Dyachenko [G 90+]
Miller
Doe [G 6]

OCTOBER 21 @ Cruz Azul
L 0-2 | Group A, Game 5
Thorpe [E 31]
Thompson
Namoff (Burch 45)
Martinez
Zaher
Kirk
McTavish (Simms 63)
P. Carroll
Miller
Khumalo
Cordeiro (Crayton 32 [E 89])

10/29 @ CD Marathon
L 2-4 | Group A, Game 6
Wells
Martinez (Vide 58)
Janicki
McTavish
Burch
Fred
Quaranta
Simms
Guerrero
Doe
Khumalo (Emilio 61)

2008 SUPERLIGA

7/12 VS. C.D.
Guadalajara
L 1-2 | Group A, Game 1
Wells
Namoff [A 76]
Burch
McTavish
Martinez
Thompson
Dyachenko (Doe 46)
Fred
Simms
Moreno
Emilio [G 76]

7/15 VS. Atlante
L 2-3 | Group A, Game 2
Wells
Namoff
Burch (Dyachenko 53)
McTavish
Martinez
Thompson [A 28] (Cordeiro
69)
Fred
Simms
Doe [G 28] (Quaranta 71)
Moreno [A 79]
Namoff
Emilio [G 79]

7/19 VS. Houston
L 1-3 | Group A, Game 3
Wells
Namoff (Zaher 76)
Burch [A 76]
McTavish
Carroll
Thompson
Fred (Kirk 63)
Simms (Martinez 62)
Cordeiro
Doe [G 76]
Emilio (Dyachenko 46)

2012 SCHEDULE AND RESULTS

DATE	OPPONENT	RES	SCORE	ATT.	W-L-T	POS.	PTS	NOTES:
03/12/2008	at Harbour View FC *	T	1-1	-	-	-	-	DC: McTavish (45); HAR: Palmer (85)
03/18/2008	Harbour View FC *	W	5-0	12,394	-	-	-	DC: McTavish (26,66) Emilio (63,68) Fred (88)
03/25/2008	at Kansas City	L	0-2	10,385	0-1-0	T5	0	KC: Trujillo (47) Lopez (61)
04/01/2008	at Pachuca CF *	L	0-2	-	-	-	-	PAC: Montes (65,79)
04/05/2008	Toronto FC	W	4-1	20,161	1-1-0	T3	3	DC: Emilio (2) Quarenta (5) Gallardo (52) Moreno (78); TOR: Edu (88)
04/09/2008	Pachuca CF *	W	2-1	17,329	-	-	-	DC: Dyachenko (85) Niell (90); PAC: Alvarez (76)
04/12/2008	at Real Salt Lake	L	0-4	13,193	1-2-0	T5	3	RSL: Beckerman (12,77) Espindola (19) Findley (87)
04/17/2008	Columbus	L	1-2	13,329	1-3-0	T5	3	DC: Namoff (42); CLB: Moreno (32) own goal (43)
04/26/2008	Real Salt Lake	W	4-1	23,269	2-3-0	6	6	DC: Moreno (31,52) Quarenta (67) Gallardo (80); RSL: Talley (77)
05/04/2008	at Colorado	L	0-2	13,115	2-4-0	7	6	COL: Peterson (53) Erpen (72)
05/08/2008	Chicago	L	0-2	18,605	2-5-0	7	6	CHI: Mapo (38) Blanco (62)
05/17/2008	at Chivas USA	L	1-3	13,113	2-6-0	7	6	DC: Gallardo (30); CHV: Marsch (73) Kijestan (76) Flores (82)
05/21/2008	at Toronto FC	L	0-1	19,971	2-7-0	7	6	TOR: Dichio (7)
05/24/2008	Toronto FC	W	3-2	18,647	3-7-0	7	9	DC: Peralta (41) Moreno (70) Emilio (72); TOR: Dichio (13,45)
05/29/2008	at New England	T	2-2	8,159	3-7-1	7	10	DC: Emilio (15) Fred (53); NE: Cristman (59) Dube (72)
06/07/2008	at Chicago	W	2-1	19,256	4-7-1	6	13	DC: Moreno (63) Emilio (90); CHI: Barrett (27)
06/14/2008	New York	W	4-1	18,622	5-7-1	5	16	DC: Emilio (23,45,59) Simms (26); NY: van den Bergh (54)
06/22/2008	San Jose	S	W	17,922	6-7-1	T4	19	DC: Simms (50) Martinez (55) Emilio (88); S.J. Cunliffe (51)
06/29/2008	Los Angeles	W	4-1	35,979	7-7-1	3	22	DC: Moreno (5) Emilio (37,68) Gallardo (60); LA: Buddie (26)
07/01/2008	Rochester *	W	2-0	2,752	-	-	-	DC: Burch (78,85)
07/06/2008	Chicago *	W	2-1	4,118	-	-	-	DC: Doe (77) Namoff (99); CHI: Woolard (36)
07/12/2008	CD Guadalajara #	L	1-2	22,453	-	-	-	DC: Emilio (76); GUA: Arellano (24) Pineda (72)
07/15/2008	Atlanta #	L	2-3	12,122	-	-	-	DC: Doe (28) Emilio (79); ATL: Rey (15,44) Bermudez (49)
07/19/2008	Houston #	L	1-3	12,893	-	-	-	DC: Doe (78); HOU: Clark (12) Boswell (28) Holden (84)
07/22/2008	Houston	L	0-2	14,660	7-8-1	7	22	HOU: Mullan (20) Ching (79)
08/02/2008	Kansas City	W	2-0	18,731	8-8-1	4	25	DC: Emilio (28) Moreno (60)
08/10/2008	at New York	L	1-4	15,038	8-9-1	T4	25	DC: Moreno (16); NY: Angel (27,50) Magee (45) Ubiparipovic (87)
08/12/2008	New England *	W	3-1	6,797	-	-	-	DC: Emilio (4,81) Quarenta (48); NE: Germanese (34)
08/16/2008	at Chicago	W	1-0	19,560	9-9-1	4	28	DC: Fred (27)
08/20/2008	at New England	L	1-2	14,962	9-10-1	T4	28	DC: Moreno (69); NE: Twellman (24) Larentowicz (49)
08/23/2008	Colorado	W	3-0	17,283	10-10-1	4	31	DC: Vile (45) Quarenta (82) Kirk (87)
08/30/2008	New York	T	0-0	15,616	10-10-2	T4	32	-
09/03/2008	Charleston *	W	2-1	8,212	-	-	-	DC: Emilio (4) Fred (50); CHR: Fuller (10)
09/07/2008	at San Jose	L	1-2	10,121	10-11-2	T4	32	DC: Quarenta (76); S.J. Alvarez (18) Huckerby (62)
09/13/2008	FC Dallas	T	2-2	19,890	10-11-3	5	33	DC: Moreno (26) Quarenta (69); DAL: Cooper (9) Guerreiro (79)
09/16/2008	Deportivo Saprissa @	L	0-2	6,105	-	-	-	SAP: Centeno (32) Arrieta (52)
09/20/2008	at Los Angeles	L	2-5	27,000	10-12-3	5	33	DC: McTavish (2) Khumalo (48); LA: Donovan (23,35,90) Gordon (38) Vagenas (81)
09/24/2008	at CD Marathon @	L	0-2	-	-	-	-	MAR: Nunez (67) Norales (84)
09/28/2008	at FC Dallas	L	0-3	12,138	10-13-3	5	33	DAL: Guerreiro (9) Cunningham (56) Cooper (90)
10/01/2008	Cruz Azul @	L	0-0	7,214	-	-	-	CA: Zeballos (56)
10/04/2008	Chivas USA	L	0-3	28,145	10-14-3	5	33	CHV: Eskandarian (35) Victorine (56) Dejar (68)
10/09/2008	at Dep. Saprissa @T	2-2	-	-	-	-	-	DC: Doe (6) Dyachenko (90+); SAP: Elzondoo (80,85)
10/12/2008	at Houston	0-0	17,531	10-14-4	6	34	-	DC: Doe (63,80); NE: Twellman (58)
10/16/2008	New England	W	2-1	16,672	11-14-4	4	37	CA: Vigneri (36) Zeballos (88)
10/21/2008	at Cruz Azul @	L	0-2	-	-	-	-	CLB: Evans (77)
10/26/2008	at Columbus	L	0-1	19,591	11-15-4	6	37	DC: Doe (10) Janicki (61); MAR: Martinez (31) Berrios (46) Nunez (53) Chavez (68)
10/29/2008	CD Marathon @	L	2-4	7,156	-	-	-	-

COMPETITION KEY

* CONCACAF Champions Cup	- InterAmerican Cup
@ CONCACAF Champions League	\$ MLS Cup Playoffs
^ Copa Nissan Sudamericana	# SuperLiga
+ Friendly	% U.S. Open Cup
+ FC Giants Cup	

2012 LEAGUE STANDINGS

	OVERALL								HOME					ROAD				
	GP	W	L	T	PTS	GF	GA	GD	W	L	T	GF	GA	W	L	T	GF	GA
Columbus	30	17	7	6	57	50	36	14	11	2	2	30	15	6	5	4	20	21
Chicago	30	13	10	7	46	44	33	11	7	5	3	23	17	6	5	4	21	16
New England	30	12	11	7	43	40	43	-3	6	5	4	24	20	6	6	3	16	23
Kansas City	30	11	10	9	42	37	39	-2	9	2	4	22	15	2	8	5	15	24
New York	30	10	11	9	39	42	48	-6	9	3	3	30	20	1	8	6	12	28
D.C. United	30	11	15	4	37	43	51	-8	9	4	2	32	19	2	11	2	11	32
Toronto FC	30	9	13	8	35	34	43	-9	6	2	7	17	12	3	11	1	17	31

	OVERALL								HOME					ROAD				
	GP	W	L	T	PTS	GF	GA	GD	W	L	T	GF	GA	W	L	T	GF	GA
Houston	30	13	5	12	51	45	32	13	10	1	4	30	14	3	4	8	15	18
Chivas USA	30	12	11	7	43	40	41	-1	7	4	4	21	15	5	7	3	19	26
Real Salt Lake	30	10	10	10	40	40	39	1	8	1	6	24	10	2	9	4	16	29
Colorado	30	11	14	5	38	44	45	-1	7	5	3	22	14	4	9	2	22	31
FC Dallas	30	8	10	12	36	45	41	4	5	4	6	23	19	3	6	6	22	22
Los Angeles	30	8	13	9	33	55	62	-7	6	4	5	35	27	2	9	4	20	35
San Jose	30	8	13	9	33	32	38	-6	6	5	4	22	19	2	8	5	10	19

2008 MLS STATISTICS (11-5-4, 37 PTS.)

UNF	POS	PLAYER	GP	GS	MIN	G	A	SHT	SOG	FC	FS	OFF	CK	C	E
11	F	Luciano Emilio	27	25	2141	11	5	76	39	20	38	10	0	3	0
99	F	Jaime Moreno	25	21	1861	10	10	36	19	17	46	7	53	3	1
25	M	Santino Quaranta	27	23	1963	5	4	45	13	19	45	7	15	7	0
10	M	Marcelo Gallardo	15	14	1161	4	3	31	17	12	43	3	42	3	1
7	M	Fred	23	20	1690	2	4	29	12	50	26	9	1	4	0
19	M-D	Clyde Simms	30	30	2697	2	2	24	11	30	17	1	0	5	0
30	F	Francis Doe	12	4	435	2	0	9	7	7	3	14	1	0	0
12	M-D	*Ivan Guerrero	13	13	1149	0	4	8	2	12	16	4	23	2	0
18	D-M	Devon McTavish	26	25	2223	1	4	11	5	29	17	2	1	6	0
23	D	Gonzalo Martinez	26	22	2102	1	2	9	2	29	18	1	0	6	1
17	F	Thabiso Khumalo	7	6	468	1	1	10	2	1	6	5	2	0	0
5	F	Quavas Kirk	10	1	135	1	0	3	1	3	2	3	0	0	0
26	D	Bryan Namoff	27	27	2398	1	0	13	4	27	20	0	0	6	2
2	D	Gonzalo Peralta	18	17	1514	1	0	6	3	26	13	2	0	3	0
3	M	*Joe Vide	8	7	590	1	0	6	1	17	5	0	0	1	0
4	D	Marc Burch	28	21	1817	0	3	13	5	25	14	0	26	7	1
15	M	Rod Dyachenko	19	5	776	0	3	7	5	30	11	2	1	4	0
22	M	Ryan Cordeiro	8	1	207	0	1	7	2	0	1	0	1	0	0
34	F	Franco Niell	7	3	279	0	1	3	0	4	5	6	0	0	0
21	D	Pat Carroll	4	3	186	0	0	0	0	1	0	0	0	0	0
12	GK	Jose Carvalho	1	1	90	0	0	0	0	0	0	0	0	0	0
27	GK	Louis Crayton	12	12	1080	0	0	0	0	0	4	0	0	2	0
16	D	Greg Janicki	3	3	216	0	0	2	0	3	2	0	0	0	0
6	M	Domenic MEDIATE	8	4	437	0	0	2	1	7	2	1	0	2	0
14	M	Ben Olsen	1	0	15	0	0	0	0	1	0	0	0	0	0
16	M	Den Stratford	5	1	81	0	0	1	0	2	0	0	0	0	0
28	M	Craig Thompson	6	2	241	0	0	1	1	4	3	1	0	2	0
1	GK	Zach Wells	17	17	1530	0	0	0	0	0	1	0	0	0	0
20	D	Michael Zaher	3	2	124	0	0	0	0	3	2	0	0	0	0
8	D	Ibrahim Koroma	0	0	0	0	0	0	0	0	0	0	0	0	0
13	M-D	*Ryan Miller (DC)	0	0	0	0	0	0	0	0	0	0	0	0	0
40	GK	James Thorpe	0	0	0	0	0	0	0	0	0	0	0	0	0
Own-goals received			1												
TEAM TOTALS			30	30	2700	43	47	352	152	379	377	78	165	66	6
OPPONENT TOTALS			30	30	2700	51	52	351	155	377	379	82	128	57	4

GAME-WINNING GOALS:

Luciano Emilio 4, Joe Vide 1, Clyde Simms 1, Santino Quaranta 1, Jaime Moreno 1, Gonzalo Martinez 1, Francis Doe 1, Fred 1

GAME-WINNING ASSISTS:

Jaime Moreno 3, Ivan Guerrero 2, Santino Quaranta 1, Marcelo Gallardo 1, Luciano Emilio 1, Rod Dyachenko 1, Marc Burch 1

PENALTY KICK GOALS/ATTEMPTS: Jaime Moreno 4-5

D.C. UNITED INDIVIDUAL GOALKEEPING

UNF	POS	GOALKEEPER	GP	GS	MIN	SHTS	SV	GA	GAA	PG	PA	W	L	T	SO
27	GK	Louis Crayton	12	12	1080	64	43	19	1.58	0	0	3	6	3	4
1	GK	Zach Wells	17	17	1530	85	56	28	1.65	0	0	8	8	1	1
12	GK	Jose Carvalho	1	1	90	6	2	4	4.00	0	0	0	1	0	0
TEAM TOTALS			30	30	2700	155	101	51	1.70	0	0	11	15	4	5
OPPONENT TOTALS			30	30	2700	152	108	43	1.43	4	5	15	11	4	11

* = Played with other teams in 2008. Only D.C. United statistics listed here.

2007 MLS LINEUPS

4/7 @ Colorado
L 1-2 | DCU 0-1-0

Perkins
Erpen
Boswell
Namoff
DeRoux (Casal 58 [A 80])
B. Carroll [A 80]
Gomez
Olsen
Moose (Fred 54)
Emilio [G 80]
Moreno

4/14 v. Kansas City
W 2-4 | DCU 0-2-0

Perkins
Erpen [A 11] (Fred 46)
Boswell
Namoff
McTavish
B. Carroll [A 11]
Gomez [G 34]
Olsen
Gros
Emilio [G 11]
Moreno

4/28 @ Columbus
L 0-1 | DCU 0-3-0

Perkins
Namoff
Boswell
McTavish (Casal 74)
Fred
B. Carroll (Moose 46)
Gomez (Addlery 68)
Olsen
Gros
Emilio
Moreno

5/3 v. New England
D 1-1 | DCU 0-3-1

Perkins
Erpen
Boswell
Namoff
Fred (Kpene 79)
Gomez
Olsen
Simms (B. Carroll 54)
Gross
Addlery
(Moreno 46 [PK 50])
Emilio

5/6 v. Chivas USA
W 2-1 | DCU 1-3-1

Perkins
Namoff
Boswell
Erpen
Gros
B. Carroll
Gomez [G 48] (deRoux 78)
Olsen [A 48]
Moose (Casal 46)
Kpene [A 48] (Emilio 66)
Moreno [PK 65]

5/19 @ Toronto FC
W 2-1 | DCU 2-3-1

Perkins
Namoff
Erpen (Kpene 56)
Boswell
Fred
Carroll
Gomez (Simms 80)
Olsen
Gros
Emilio
Moreno [PK 79]
(deRoux 87)

5/26 v. Houston
W 2-1 | DCU 3-3-1

Perkins
Namoff
Boswell
Erpen
Fred (Simms 77)
Carroll
Gomez [G 4, A 27]
(Dyachenko 89)
Olsen [G 27]
Gros
Emilio [A 27]
Kpene (Addlery 71)

6/02 @ L.A. Galaxy
D 0-0 | DCU 3-3-2

Perkins
Namoff
Boswell
Erpen
Fred (Dyachenko 91+)
Gomez
Simms
Gros
Olsen (Casal 78)
Moreno
Emilio (Kpene 73)

6/10 v. New York
W 4-2 | DCU 4-3-2

Perkins
Namoff
Boswell [E 60]
Erpen [A 49]
Gros [A 15]
Fred [A 15, A 49] (McTavish 88)
B. Carroll [A 72]
Gomez [A 72, A 84]
Olsen [G 15, G 72, G 84]
(Burch 91+)
Emilio (Moose 74)
Moreno [A 84]

6/16 v. Chicago
W 3-1 | DCU 5-3-2

Perkins
Namoff
Erpen
McTavish
Gros
Fred
B. Carroll (Simms 71)
Gomez [A 25] (Moose 66)
Olsen (Addlery 83)
Dyachenko [G 6]
Emilio [G 25, G 51]

6/23 @ Real Salt Lake
L 1-2 | DCU 5-4-2

Nolly
Namoff (Addlery 79)
Boswell
Erpen (Simms 59)
Gros
Fred [A 87]
B. Carroll
Gomez
Olsen
Emilio [G 87]
Dyachenko (Kpene 44)

6/28 v. Colorado
W 4-1 | DCU 6-4-2

Perkins
McTavish
Erpen
Simms
Gros
Carroll
Gomez [PK 34, A 87]
(Dyachenko 90)
Fred [A 71, G 82] (Burch 86)
Moose
Kpene
(Addlery 12 [G 71, A 82])
Emilio [G 87]

7/4 @ Kansas City
W 1-0 | DCU 7-4-2

Perkins
Gros
Vannoy
McTavish
Simms [A 44]
Fred [A 44] (deRoux 86)
B. Carroll
Gomez
Moose (Mediate 46)
Addlery (Dyachenko 77)
Emilio [G 44]

7/9 @ Houston
L 0-1 | DCU 7-5-2

Perkins
Gros
Vannoy
Boswell
McTavish
Fred
Carroll (Simms 76)
Gomez
Olsen (Burch 66)
Addlery (Dyachenko 64)
Emilio

7/14 v. FC Dallas
D 3-3 | DCU 7-5-3

Perkins
Gros
Vannoy
Boswell [A 45]
McTavish
Fred [A 8, G 35]
B. Carroll
Gomez
Olsen [A 47] (Simms 91+)
Moreno [A 8, A 45]
(Kpene 55)
Emilio [G 8, G 47]

7/22 @ New York
L 1-0 | DCU 7-6-3

Perkins
McTavish
Boswell
Vannoy
Burch (DeRoux 73)
Simms (Addlery 55)
B. Carroll
Gomez
Gros
Emilio
Fred [E 92+]

8/5 @ New England
W 3-0 | DCU 8-6-3

Perkins
Boswell
Namoff (Mediate 78)
Burch [A 31]
McTavish
Gros [G 22]
Olsen [A 76]
Dyachenko
Simms
Emilio [G 31, G 76]
Kpene [A 31] (Moreno 46,
B. Carroll 74)

8/9 v. L.A. Galaxy
W 1-0 | DCU 9-6-3

Perkins
Namoff (Vannoy 89)
Boswell
McTavish
Vannoy
Burch [A 27]
Olsen (B. Carroll 70)
Fred
Simms
Gros
Emilio [G 27]
Kpene

8/18 @ Columbus
W 2-0 | DCU 10-6-3

Perkins
Namoff
McTavish
Vannoy
Burch
Fred [G 52]
Gomez (B. Carroll 76)
Simms
Gros (Mediate 9)
Moreno (Dyachenko 86)
Emilio [G 63]

8/22 v. New York
W 3-1 | DCU 11-6-3

Perkins
Namoff
McTavish
Vannoy
Burch
Olsen [G 6] [A 8]
Gomez [G 8] (Dyachenko 73)
Simms
Fred (Mediate 83)
Emilio (B. Carroll)
Moreno [A 8] [G 48]

8/25 @ Toronto FC
W 1-0 | DCU 12-6-3

Perkins [A 4]
Namoff
McTavish
Vannoy
Burch
Carroll
Gomez (Mediate 84)
Simms
Fred [G 4]
Dyachenko (Moreno 46)
Addlery [A 4] (Kpene 61)

9/01 @ FC Dallas
W 4-0 | DCU 13-6-3

Perkins
Boswell
Namoff
Vannoy
Burch
Simms [A 4]
Gomez [G 47] [A 50]
(Dyachenko 81)
Olsen [G 4] [G 46+]
(Mediate 62)
Fred [G 50]
Moreno
Emilio (McTavish 51)

9/06 @ Chivas USA
D 2-2 | DCU 13-6-4

Perkins
Namoff
Boswell
McTavish
Burch
Vannoy
Simms
Gomez [A 3]
Olsen (Mediate 82)
Emilio [G 3] [G 26]
Moreno [A 3] (B. Carroll 76)

9/09 v. New England
W 4-2 | DCU 14-6-4

Perkins
Namoff
McTavish
Vannoy
Burch
Gros
Gomez [A 67] (Boswell 77)
Simms (B. Carroll 69) [A 83]
Fred [G 31] (Olsen 61)
[A 67]
Emilio [G 67] [G 83]
Moreno [A 31] [G 59]

9/12 v. Real Salt Lake
W 2-1 | DCU 15-6-4

Perkins
Namoff
Boswell [A 73]
McTavish
Burch
Olsen (Simms 80)
Carroll
Gomez [A 16] [G 73]
Namoff
Emilio [G 16]
Kpene (Fred 46) [A 73]

9/23 @ Chicago
D 1-1 | DCU 15-6-5

Perkins
Namoff (Simms 43)
Boswell
Vannoy
Burch
Mediate (DeRoux 69)
Carroll (Addlery 53)
Gros
Olsen [G 84]
Emilio

9/29 v. Toronto FC
W 4-1 | DCU 16-6-5

Perkins
McTavish
Boswell
Vannoy
Burch [G 52]
Fred [A 52] [G 57]
Gomez (Carroll 71)
Simms [A 66]
Gros (Olsen 46 [A 66])
Emilio [G 70]
Kpene (Moreno 46 [G 66])

10/5 @ Kansas City
D 1-1 | DCU 16-6-6

Perkins
McTavish
Boswell
Burch [A 56]
Vannoy
Olsen (Moreno 73)
McTavish
Simms (Mediate 61)
Carroll
Gomez [G 56]
(Dyachenko 80)
Emilio

10/13 v. Chicago
D 0-0 | DCU 16-6-7

Perkins
Namoff
McTavish
Vannoy
Burch
Gomez
Simms
Fred (Dyachenko 64)
Olsen
Emilio
Kpene (Carroll 46)

10/20 v. Columbus
L 2-3 | DCU 16-7-7

Perkins
Namoff
Boswell
McTavish
Burch
Mediate (Olsen 46 [A 89])
Carroll
Gomez [G 89, PK 93+]
Fred [A 89]
Emilio (Simms 49)
Moreno (Kpene 12)

2007 MLS CUP PLAYOFFS

10/25 @, Chicago
L 0-1 | Leg 1
Perkins
Burch
Vannoy
Fred
Gomez
Olsen
Carroll (Emilio 78)
McTavish
Simms
Kpene (Moreno 46)
Namoff

11/1 v. Chicago
D 2-2 | Leg 2
Perkins
Namoff
Boswell (McTavish 59)
Vannoy
Burch (Dyachenko 41 [A
69, A 74])
Olsen
Gomez [A 69, G 74]
Simms [G 69]
Fred
Emilio (Addley 65)
Moreno

2007 U.S. OPEN CUP

7/11 @ Harrisburg City Islanders
L 0-1 | Third round
Nolly
Burch
Boswell (McTavish 45)
Mediate
deRoux
B. Carroll (Gros 45)
Simms
Dyachenko (Moose 65)
J. Carroll
North (Mupier 58)
Addley

2007 CONCACAF CHAMPIONS' CUP

2/21 @ CD Olimpia
W 4-1 | Quarterfinals, Leg 1
Perkins
Erpen [G 74]
Gomez [G 29, 59]
Emilio [G 44]
Olsen
Carroll
Gros
Simms
Namoff
Boswell
Moreno

3/1 v. CD Olimpia
W 3-2 | Quarterfinals,
Leg 2
Perkins (Nolly 67)
Namoff
Boswell
Erpen
McTavish
B. Carroll
Gomez [PK 49] [A 84]
Simms
Gros
Emilio [G 37] (Moreno) [84]
Moreno

3/15 v. CD Guadalajara
D 1-1 | Semifinals, Leg 1
Perkins
Erpen
Boswell
Namoff
Olsen
B. Carroll (deRoux 60)
Gomez [A 91]
Simms
Gros
Emilio [G 91+]
Moreno (Walker 70)

4/3 @ CD Guadalajara
L 1-2 | Semifinals, Leg 2
Perkins
Erpen
Boswell
Namoff
Olsen
Simms
B. Carroll
Gomez
Gros (deRoux 31, Fred 66)
Emilio
Moreno [G 36] (Walker 76)

2007 COPA SUDAMERICANA

9/26 v. CD Guadalajara
W 2-1 | Round-of-16, Leg 1
Perkins
Namoff (Boswell 88)
McTavish
Vannoy
Burch
Olsen [G 23]
Gomez (B. Carroll 73)
Simms [G 55]
Fred
Emilio
Moreno (Gros 56)

10/2 @ CD Guadalajara
L 0-1 | Round-of-16, Leg 2
Perkins
Boswell (Dyachenko 69)
Namoff
Vannoy
Gros (deRoux 77)
Olsen
Gomez
Moreno (B. Carroll 63)
McTavish
Emilio
Simms

2007 SUPERLIGA

7/25 v. Morelia
D 1-1 | Group B, Game 1
Perkins
Boswell
Gros
McTavish
Fred
B. Carroll
Gomez [G 7]
Olsen
Dyachenko (Addley 67)
Emilio

7/29 v. Club America
W 1-0 | Group B, Game 2
Perkins
Burch
McTavish
Boswell
Gros
Fred
B. Carroll
Gomez [A 12] (Namoff 81)
Olsen (Mediate 88)
Dyachenko [G 12] (Simms
59)
Emilio (Kpene 76)

8/1 @ Houston Dynamo
L 0-1 | Group B, Game 3
Perkins
Boswell
Burch (Moreno 63)
Gros
McTavish
Olsen
B. Carroll (Simms 83)
Dyachenko (Kpene 35)
Gomez
Fred (Namoff 79)
Emilio

8/15 @ L.A. Galaxy
L 0-2 | Semifinals
Perkins
Boswell (Kpene 66)
McTavish
Namoff
Vannoy (Gomez 46)
Fred (Moose 86)
B. Carroll
Olsen (B. Carroll 70)
Fred
Gros
Moreno
Emilio

2007 FRIENDLIES

7/25 @ CD Motagua
W 4-2 | Miami, FL
Nolly
Namoff (Casal 69)
Boswell
Erpen (Wilson 60)
Olsen (McTavish 60)
B. Carroll (Moose 45 [A 34])
Simms (Arguez 69)
Gros [G 6] (deRoux 69 [G 74])
Gomez [A 6, G 34] (J. Carroll 60 [A 74])
Moreno [A 34] (Walker 60)
Emilio (Kpene 69)

2012 SCHEDULE AND RESULTS

DATE	OPPONENT	RES	SCORE	ATT.	W-L-T	POS.	PTS	NOTES:
02/21/2007	AT CD Olimpia *	W	4-1	-	-	-	-	DC: Gomez (29,60) Emilio (45+) Erpen (83); OLI: Carcamo (34)
03/01/2007	CD Olimpia *	W	3-2	8,181	-	-	-	DC: Emilio (37,84) Gomez (PK 49); OLI: H. Thomas (30) Pacini (75)
03/09/2007	CD Motagua &	W	4-2	-	-	-	-	DC: Gros (6) Gomez (34) Emilio (65) DeRoux (74); MOT: V. Hernandez (23) J. Hernandez (90)
03/15/2007	CD Guadalajara *	T	1-1	26,528	-	-	-	DC: Emilio (81+); GUA: O. Bravo (63)
04/03/2007	AT CD Guadalajara *	L	1-2	21,000	-	-	-	DC: Moreno (36); GUA: Bautista (39) Pineda (52)
04/07/2007	at Colorado	L	1-2	18,086	0-1-0	T4	0	DC: Emilio (79); COL: Gomez (19) Brown (35)
04/14/2007	at Kansas City	L	2-4	22,358	0-2-0	T6	0	DC: Emilio (11) Gomez (34); KC: Harrington (3) Victorine (8) Johnson (45) Sealy (54)
04/28/2007	at Columbus	L	0-1	13,572	0-3-0	T6	0	CLB: Hendricksen (28)
05/03/2007	New England	T	1-1	12,908	0-3-1	6	1	DC: Moreno (50); NE: Dorman (46)
05/06/2007	Chivas USA	W	2-1	14,287	1-3-1	6	4	DC: Gomez (48) Moreno (65); CHV: Galindo (73)
05/19/2007	at Toronto FC	W	2-1	20,183	2-3-1	T5	7	DC: own goal (52) Moreno (79); TOR: Eskandarian (44)
05/26/2007	Houston	W	2-1	18,078	3-3-1	T4	10	DC: Gomez (4) Olsen (27); HOU: De Rosario (73)
06/02/2007	at Los Angeles	T	0-0	21,069	3-3-2	T4	11	-
06/10/2007	New York	W	4-2	18,066	4-3-2	T4	14	DC: Olsen (15,72,84) Emilio (49); NY: Kovalenko (18) Angel (85)
06/16/2007	Chicago	W	3-1	20,161	5-3-2	4	17	DC: Dyachenko (6) Emilio (25,51); CHI: Monteiro (54)
06/23/2007	at Real Salt Lake	L	1-2	16,319	5-4-2	4	17	DC: Emilio (87); RSL: Findley (41,50)
06/29/2007	Colorado	W	4-1	14,962	6-4-2	T3	20	DC: Gomez (34) Addley (71) Fred (82) Emilio (87); COL: Peterson (19)
07/04/2007	at Kansas City	W	1-0	7,872	7-4-2	1	23	DC: Emilio (44)
07/08/2007	at Houston	L	0-1	15,033	7-5-2	T2	23	HOU: Ching (33)
07/11/2007	at Harrisburg	L	0-1	5,219	-	-	-	HAR: Fisher (44)
07/14/2007	FC Dallas	T	3-3	20,952	7-5-3	T3	24	DC: Emilio (6,47) Fred (45); DAL: Ruiz (51) Toja (71,81)
07/22/2007	at New York	L	0-1	14,705	7-6-3	5	24	NY: Wolyne (19)
07/25/2007	Monarcas Morelia #	T	1-1	13,335	-	-	-	DC: Gomez (7); MOR: D. Martinez (79)
07/29/2007	Club America #	W	1-0	18,604	-	-	-	DC: Dyachenko (12)
08/01/2007	at Houston #	L	0-1	11,013	-	-	-	HOU: Ching (50)
08/05/2007	at New England	W	3-0	12,618	8-6-3	T3	27	DC: Gros (22) Emilio (31,76)
08/09/2007	Los Angeles	W	1-0	46,686	9-6-3	2	30	DC: Emilio (27)
08/15/2007	at Los Angeles #	L	0-2	17,223	-	-	-	LA: Beckham (27) Donovan (47)
08/18/2007	at Columbus	W	2-0	21,639	10-6-3	T2	33	DC: Fred (52) Emilio (63)
08/22/2007	New York	W	3-1	18,748	11-6-3	2	36	DC: Olsen (6) Gomez (8) Moreno (48); NY: Angel (21)
08/25/2007	at Toronto FC	W	1-0	20,053	12-6-3	2	39	DC: Fred (8)
09/01/2007	at FC Dallas	W	4-0	15,747	13-6-3	T1	42	DC: Olsen (4,45) Gomez (47) Fred (49)
09/06/2007	at Chivas USA	T	2-2	9,308	13-6-4	1	43	DC: Emilio (3,26); CHV: Razov (31) Vaughn (80)
09/09/2007	New England	W	4-2	18,918	14-6-4	1	46	DC: Fred (31) Moreno (58) Emilio (67,83); NE: Twellman (45) Heaps (54)
09/12/2007	Real Salt Lake	W	2-1	14,655	15-6-4	1	49	DC: Emilio (16) Gomez (73); RSL: Beckerman (32)
09/23/2007	at Chicago	T	1-1	20,079	15-6-5	1	50	DC: Moreno (84); CHI: Barrett (18)
09/26/2007	CD Guadalajara ^	W	2-1	21,022	-	-	-	DC: Olsen (23) Simms (55); GUA: S. Santana (61)
09/29/2007	Toronto FC	W	4-1	25,174	16-6-5	1	53	DC: Burch (52) Fred (57) Moreno (66) Emilio (70); TOR: Robinson (14)
10/02/2007	at CD Guadalajara ^	L	0-1	50,000	-	-	-	GUA: R. Morales (64)
10/05/2007	at Kansas City	T	1-1	14,353	16-6-6	1	54	DC: Gomez (56); KC: Sealy (44)
10/13/2007	Chicago	T	0-0	25,404	16-6-7	1	55	-
10/20/2007	Columbus	L	2-3	23,149	16-7-7	1	55	DC: Gomez (89,90); CLB: Rogers (21,90) Moreno (66)
10/25/2007	at Chicago \$	L	0-1	17,834	-	-	-	CHI: Rolfe (14)
11/01/2007	Chicago \$	T	2-2	19,438	-	-	-	DC: Simms (69) Gomez (74); CHI: Barrett (31) Rolfe (33)

COMPETITION KEY

* CONCACAF Champions Cup	-	InterAmerican Cup
@ CONCACAF Champions League	\$	MLS Cup Playoffs
^ Copa Nissan Sudamericana	#	SuperLiga
& Friendly	%	U.S. Open Cup
+ FC Giants Cup		

2007 LEAGUE STANDINGS

	OVERALL								HOME					ROAD				
	GP	W	L	T	PTS	GF	GA	GD	W	L	T	GF	GA	W	L	T	GF	GA
D.C. United	30	16	7	7	55	56	34	22	10	2	3	37	22	6	5	4	19	12
New England	30	14	8	8	50	51	43	8	8	3	4	32	21	6	5	4	19	22
New York	30	12	11	7	43	47	45	2	9	3	3	30	16	3	8	4	17	29
Chicago	30	10	10	10	40	31	36	-5	6	3	6	16	15	4	7	4	15	21
Kansas City	30	11	12	7	40	45	45	0	7	5	3	22	18	4	7	4	23	27
Columbus	30	9	11	10	37	39	44	-5	5	5	5	17	17	4	6	5	22	27
Toronto FC	30	6	17	7	25	25	49	-24	5	7	3	17	18	1	10	4	8	31

	OVERALL								HOME					ROAD				
	GP	W	L	T	PTS	GF	GA	GD	W	L	T	GF	GA	W	L	T	GF	GA
Chivas USA	30	15	7	8	53	46	28	18	10	1	4	28	8	5	6	4	18	20
Houston	30	15	8	7	52	43	23	20	8	3	4	22	11	7	5	3	21	12
FC Dallas	30	13	12	5	44	37	44	-7	7	5	3	17	17	6	7	2	20	27
Colorado	30	9	13	8	35	29	34	-5	6	4	5	16	11	3	9	3	13	23
Los Angeles	30	9	14	7	34	38	48	-10	6	6	3	25	25	3	8	4	13	23
Real Salt Lake	30	6	15	9	27	31	45	-14	4	7	4	18	22	2	8	5	13	23

2007 MLS STATISTICS (16-7-7, 55 PTS.)

UNF	POS	PLAYER	GP	GS	MIN	G	A	SHT	SOG	FC	FS	OFF	CK	C	E
11	F	Luciano Emilio	29	28	2410	20	1	79	47	35	39	21	0	2	0
10	M	Christian Gomez	27	27	2272	10	9	82	44	34	43	10	43	6	0
7	M	Fred	26	23	2097	7	8	28	14	45	40	21	7	5	1
14	M	Ben Olsen	24	21	1881	7	7	29	17	49	41	11	30	8	0
99	F	Jaime Moreno	21	15	1440	7	6	34	18	24	30	15	3	3	0
4	D	Marc Burch	18	15	1362	1	3	9	3	21	12	1	19	3	0
33	F	Nicholas Addler	11	4	456	1	2	9	2	11	8	10	0	1	0
17	M-D	Joshua Gros	22	22	1854	1	1	11	8	22	20	5	0	3	0
15	F	Rod Dyachenko	14	4	378	1	0	5	3	22	1	3	0	3	0
27	F	Jerson Monteiro (TOT)	5	1	154	1	0	3	3	3	0	1	0	0	0
27	F	Jerson Monteiro (DC)	0	0	0	0	0	0	0	0	0	0	0	0	0
16	M	Brian Carroll	28	19	1801	0	4	7	1	39	15	1	2	7	0
19	M-D	Clyde Simms	25	16	1505	0	3	15	7	20	6	0	0	1	0
32	D	Bobby Boswell	23	22	1963	0	2	7	2	42	4	0	0	5	1
5	D	*Facundo Erpen	11	11	881	0	2	5	0	19	9	0	0	3	0
20	F	Guy-Roland Kpene	15	8	626	0	2	18	12	17	10	8	2	2	0
6	M	Kasali Yinka Casal	4	0	105	0	1	0	0	8	3	1	0	1	0
1	GK	Troy Perkins	29	29	2610	0	1	0	0	1	11	0	0	0	0
21	M-D	Stephen deRoux	6	1	115	0	0	2	1	2	4	3	0	0	0
18	D	Devon McTavish	22	20	1825	0	0	7	4	25	15	0	0	2	0
12	M	Domenic Mediate	10	2	330	0	0	3	2	12	4	4	0	1	0
8	M	Justin Moose	7	4	319	0	0	6	4	6	5	0	2	1	0
26	D	Bryan Namoff	24	24	2089	0	0	3	0	37	23	1	0	6	0
22	GK	Jay Nolly	1	1	90	0	0	0	0	0	0	0	0	0	0
6	D	Greg Vanney (TOT)	24	23	2041	0	0	8	2	31	11	0	0	12	5
6	D	Greg Vanney (DC)	15	14	1261	0	0	2	1	18	6	0	0	12	2
3	M	Bryan Arguez	0	0	0	0	0	0	0	0	0	0	0	0	0
24	M-D	Jeff Carroll	0	0	0	0	0	0	0	0	0	0	0	0	0
40	GK	Shawn Crowe	0	0	0	0	0	0	0	0	0	0	0	0	0
25	F	Mira Mupier	0	0	0	0	0	0	0	0	0	0	0	0	0
13	F	Brad North	0	0	0	0	0	0	0	0	0	0	0	0	0
Own-goals received						1									
TEAM TOTALS			30	30	2700	56	52	361	190	509	366	115	120	65	2
OPPONENT TOTALS			30	30	2700	34	36	349	164	366	509	68	123	56	2

GAME-WINNING GOALS: Luciano Emilio 4, Ben Olsen 3, Fred 3, Jaime Moreno 2, Christian Gomez 2, Joshua Gros 1, Nicholas Addler 1

GAME-WINNING ASSISTS: Christian Gomez 5, Fred 3, Clyde Simms 2, Ben Olsen 2, Troy Perkins 1, Jaime Moreno 1, Luciano Emilio 1, Brian Carroll 1, Marc Burch 1, Bobby Boswell 1, Nicholas Addler 1

PENALTY KICK GOALS/ATTEMPTS: Jaime Moreno 4-4, Christian Gomez 2-3

D.C. UNITED INDIVIDUAL GOALKEEPING

UNF	POS	GOALKEEPER	GP	GS	MIN	SHTS	SV	GA	GAA	PG	PA	W	L	T	SO
1	GK	Troy Perkins	29	29	2610	155	117	32	1.10	1	3	16	6	7	8
22	GK	Jay Nolly	1	1	90	9	7	2	2.00	0	0	0	1	0	0
TEAM TOTALS			30	30	2700	164	124	34	1.13	1	3	16	7	7	8
OPPONENT TOTALS			30	30	2700	190	130	56	1.87	6	7	7	16	7	5

2007 POSTSEASON STATISTICS

UNF	POS	PLAYER	GP	GS	MIN	G	A	SHT	SOG	FC	FS	OFF	CK	C	E
10	M	Christian Gomez	2	2	180	1	1	8	3	3	5	4	4	0	0
19	M-D	Clyde Simms	2	2	180	1	0	2	2	2	1	1	0	0	0
15	F	Rod Dyachenko	1	0	49	0	2	1	0	1	1	0	0	0	1
33	F	Nicholas Addler	1	0	25	0	0	2	1	0	0	0	0	0	0
32	D	Bobby Boswell	1	1	59	0	0	1	0	0	1	0	0	0	0
4	D	Marc Burch	2	2	131	0	0	0	0	1	1	0	0	0	0
7	M	Fred	2	2	180	0	0	1	0	5	8	0	2	0	0
16	M	Brian Carroll	1	1	78	0	0	1	0	4	1	0	0	1	0
11	F	Luciano Emilio	2	1	77	0	0	2	2	0	1	0	0	0	0
20	F	Guy-Roland Kpene	1	1	45	0	0	0	0	1	3	0	0	0	0
18	D	Devon McTavish	2	1	121	0	0	1	0	3	1	0	0	1	0
99	F	Jaime Moreno	2	1	135	0	0	1	0	1	6	1	1	1	0
26	D	Bryan Namoff	2	2	180	0	0	0	0	4	1	0	0	0	0
14	M	Ben Olsen	2	2	180	0	0	2	0	3	4	2	3	0	0
1	GK	Troy Perkins	2	2	180	0	0	0	0	1	1	0	0	1	0
6	D	Greg Vanney	2	2	180	0	0	0	0	2	0	0	5	0	0
TEAM TOTALS			2	2	180	2	3	22	8	31	36	8	15	4	1
OPPONENT TOTALS			2	2	180	3	3	18	9	38	31	2	6	4	0

GAME-WINNING GOALS: None

GAME-WINNING ASSISTS: None

PENALTY KICK GOALS/ATTEMPTS: None

D.C. UNITED INDIVIDUAL GOALKEEPING

UNF	POS	GOALKEEPER	GP	GS	MIN	SHTS	SV	GA	GAA	PG	PA	W	L	T	SO	OT REC
1	GK	Troy Perkins	2	2	180	9	5	3	1.50	0	0	0	1	1	0	0-0-0
TEAM TOTALS			2	2	180	9	5	3	1.50	0	0	0	1	1	0	0-0-0
OPPONENT TOTALS			2	2	180	8	5	2	1.00	0	0	1	0	1	1	0-0-0

2006 MLS LINEUPS

4/2 v. New York
D 2-2 | DCU 0-0-1
Perkins
Prideaux
Erpen [G 65]
Wilson
Gros [A 55]
B. Carroll
Olsen [A 65]
Simms
(Eskandarian 46 [G 55])
Adu [A 55, A 65]
Filomeno (Quaranta 75)
Filomeno

4/8 v. Chivas USA
W 2-0 | DCU 1-0-1
Perkins
Boswell
Erpen
Wilson
Eskandarian
(Walker 79 [A 91+])
B. Carroll
Gomez [A 59]
(Adu 76 [A 91+])
Olsen
Gros
Filomeno (Simms 46)
Moreno [G 59, G 91+]

4/15 v. Houston
W 2-0 | DCU 2-0-1
Perkins
Gros [G 25]
Boswell
Erpen
Prideaux
B. Carroll
Gomez [G 71] (Wilson 89)
Olsen
Adu
Filomeno (Eskandarian 64)
Moreno

4/22 @ New York
W 4-1 | DCU 3-0-1
Perkins
Boswell
Prideaux (Namoff 82)
Erpen [G 71]
Gros
B. Carroll [A 59, A 88]
Gomez (Simms 85)
Olsen [A 59]
Eskandarian [G 41, G 59]
(Walker 77 [G 88])
Moreno

4/29 v. FC Dallas
D 1-1 | DCU 3-0-2
Perkins
Gros [A 17]
Boswell
Erpen
Prideaux (Walker 87)
B. Carroll
Gomez
Olsen [G 17]
Adu
Eskandarian [A 17] (Filomeno 77)
Moreno

5/6 @ Colorado
L 1-2 | DCU 3-1-2
Perkins
Prideaux (Wilson 75)
Boswell
Erpen
Gros [A 49]
Namoff
B. Carroll
Gomez [G 49] (Filomeno 88)
Eskandarian [A 49]
Moreno
Walker (Adu 44)

5/13 v. Kansas City
W 2-1 | DCU 4-1-2
Perkins
Namoff
Boswell
Erpen
Gros
Mediate
B. Carroll
Gomez [A 12]
Adu
Eskandarian [G 12]
(Walker 88)
Moreno [A 12, PK 23]

5/20 @ Columbus
D 1-1 | DCU 4-1-3
Perkins
Namoff
Boswell
Erpen
Adu
B. Carroll
Filomeno (Simms 75)
Gomez [G 29]
Gros
Moreno
Eskandarian

5/27 @ Kansas City
W 3-1 | DCU 5-1-3
Perkins
Erpen
Boswell [G 46+]
Namoff
Gros [A 46+]
B. Carroll
Gomez [A 2] (Nickell 87)
Simms
Moreno [G 2, PK 18]
(Filomeno 80)
Eskandarian (Mediate 68)

5/31 v. Columbus
W 5-1 | DCU 6-1-3
Perkins
Namoff
Boswell [A 71]
Erpen
Gros [G 58]
Adu
B. Carroll (J. Carroll 79)
Gomez [A 71] (Mediate 73)
Simms
Eskandarian [G 71]
Moreno [PK 8]
(Filomeno 76 [G 78])

6/3 v. New England
W 1-0 | DCU 7-1-3
Perkins
Namoff
Boswell
Erpen
Gros
Adu
B. Carroll
Gomez [A 14] (Mediate 66)
Simms
Eskandarian (Filomeno 75)
Moreno [G 14]

6/11 @ Los Angeles
D 1-1 | DCU 7-1-4
Perkins
Erpen [A 21]
Boswell
Namoff
Gros
B. Carroll
Gomez [G 21] (Mediate 81)
Simms
Moreno [A 21]
Eskandarian (Filomeno 45)

6/17 @ New England
D 1-1 | DCU 7-1-5
Perkins
Erpen
Boswell
Gros
Namoff
Adu
B. Carroll
Gomez
Simms
Moreno [G 44]
Filomeno [A 44] (Walker 78)

6/21 v. Chicago
W 1-0 | DCU 8-1-5
Perkins
Namoff
Boswell
Erpen
Gros
Mediate (McTavish 44)
B. Carroll
Gomez [A 17] (Wilson 72)
Simms [G 17]
Adu
Moreno (Walker 77)

6/24 v. Kansas City
W 1-0 | DCU 9-1-5
Perkins
Namoff
Boswell
Erpen
Gros [A 52]
B. Carroll
Gomez (Quaranta 80)
Simms [A 52]
McTavish (Wilson 76)
Adu
Moreno [G 52] (Moose 89)

6/28 @ Kansas City
W 3-2 | DCU 10-1-5
Perkins
Erpen
Namoff
Boswell
Gros (Wilson 58)
Gomez [G 50] (Quaranta 59)
B. Carroll [A 16]
Simms
McTavish
Moreno [A 50] (Nickell 87)
Adu [G 16, A 50]

7/4 @ FC Dallas
W 1-0 | DCU 11-1-5
Perkins
Boswell
Namoff
Erpen
Gros
B. Carroll
Gomez [G 34]
(Eskandarian 70)
Simms (Olsen 76)
McTavish (Wilson 46)
Adu [G 34]
Moreno [A 34]

7/8 @ Columbus
W 1-0 | DCU 12-1-5
Perkins
Namoff
Boswell
Erpen
Gros
B. Carroll
Olsen (Gomez 58)
Simms
Adu (Wilson 70)
Eskandarian [G 42, E 65]
Moreno

7/15 v. Columbus
W 3-2 | DCU 13-1-5
Perkins
Namoff
Boswell
Erpen (Wilson 45)
Olsen [G 64] (Walker 68)
B. Carroll [G 49]
Gomez [G 16]
Simms
Gros
Adu (McTavish 82)
Moreno

7/22 @ Chicago
D 1-1 | DCU 13-1-6
Perkins
Namoff
Boswell
Erpen
Olsen (Walker 80)
B. Carroll
Simms (Eskandarian 45)
(G 74)
Gros
Gomez [A 74]
Moreno [A 74]

7/29 @ Real Salt Lake
L 1-2 | DCU 13-2-6
Perkins
Namoff
Boswell
Erpen
Adu (Wilson 53)
B. Carroll
Gomez [A 36]
Olsen (Simms 69)
Gros [A 36]
Moreno [G 36]
Eskandarian (Walker 80)

8/16 @ New York
D 0-0 | DCU 13-2-7
Perkins
Namoff
Boswell
Erpen
Gros
Adu (Simms 45)
B. Carroll
Gomez (Dyachenko 85)
Olsen
Eskandarian (Walker 78)
Moreno

8/19 v. Colorado
D 1-1 | DCU 13-2-8
Perkins
Stokes (Walker 45)
Boswell
Erpen
Adu
B. Carroll
Gomez [G 56] (Mediate 70)
Olsen
Gros
Eskandarian (Dyachenko 87)
Moreno [A 56]

8/26 v. Los Angeles
L 2-5 | DCU 13-3-8
Perkins
Namoff [OG 71]
Boswell
Erpen [G 69]
Walker (Adu 61)
B. Carroll
Olsen (Gomez 45 [A 69])
Simms (Mediate 73)
Gros
Eskandarian
Moreno

9/3 @ Chivas USA
W 2-1 | DCU 14-3-8
Perkins
Namoff
Boswell
Gros [E 94+]
Erpen
B. Carroll
Gomez [G 3, G 33]
(Simms 69)
Olsen
Adu (Donnet 46)
Eskandarian
Moreno (Walker 56)

9/9 v. Real Salt Lake
D 1-1 | DCU 14-3-9
Rimando
Namoff
Erpen
Prideaux
Donnet (Walker 68)
B. Carroll
Dyachenko (Simms 75)
Olsen (Nickell 82)
DeRoux
Adu [G 45]
Moreno

9/13 @ New England
D 1-1 | DCU 14-3-10
Perkins
Erpen
Boswell
Namoff
Gros [G 25]
Olsen
B. Carroll
Gomez (DeRoux 71)
Donnet (DeRoux 71)
Adu (Walker 88)
Moreno (Dyachenko 75)

9/17 @ Chicago
L 0-1 | DCU 14-4-10
Perkins
Erpen
Boswell
Namoff [E 73]
Donnet (Ssejumba 65)
B. Carroll
DeRoux
Gomez (Stokes 89)
Olsen [E 88]
Moreno
Adu (Dyachenko 76)

9/23 v. New York
W 4-3 | DCU 15-4-10
Perkins
Prideaux
Boswell
Erpen [A 60, E 61]
Donnet [G 89]
Gomez [G 60, A 73, A 89]
J. Carroll
Olsen [A 73] (Stokes 84)
Adu
Dyachenko (Moreno 57 [G 73, A 60, A 89])
Walker (Simms 64)

9/30 @ Houston
L 0-1 | DCU 15-5-10
Perkins
Prideaux
Gros
Boswell
Namoff
Donnet (Simms 77)
Gomez (Dyachenko 67)
Olsen
B. Carroll
Adu
Moreno (Walker 66)

10/7 v. New England
L 1-2 | DCU 15-6-10
Perkins
Prideaux
Boswell
Namoff [A 26]
Donnet (DeRoux 61)
B. Carroll
Olsen
Adu (Walker 82)
Gomez [G 26]
Dyachenko (Eskandarian 61)
Moreno [A 26]

10/15 v. Chicago
L 2-3 | DCU 15-7-10
Rimando
Boswell
Erpen
Namoff
Adu [A34, A 82]
B. Carroll
Donnet (Olsen 45)
Gomez [G 34, G 82]
(Simms 84)
Gros
Dyachenko (Eskandarian 45)
Moreno [A 34]

2006 MLS CUP PLAYOFFS

10/21 @ New York
W 1-0 | Eastern Conference
Semifinal | Leg 1
Perkins
Namoff
Boswell
Erpen
Gros
B. Carroll
Olsen (J. Carroll 89)
Adu (Prideaux 78)
Gomez [G 77]
Eskandarian (Simms 85)
Moreno [A 77]

10/29 v. New York
D 1-1 | Eastern Conference
Semifinal | Leg 2
Perkins
Namoff
Boswell
Erpen
Gros [A 86]
B. Carroll
Olsen
Adu (Donnet 81)
Gomez [G 86] (Simms 89)
Eskandarian (Dyachenko 71)
Moreno

11/5 v. New England
L 0-1 | Eastern Conference
Championship
Perkins
Namoff
Boswell
Erpen
Gros
B. Carroll
Olsen
Adu (Donnet 65)
Gomez (Simms 81)
Eskandarian (Dyachenko 75)
Moreno

2006 U.S. OPEN CUP

8/1 v. Columbus
W 2-1 | Fourth Round
Rimando
Namoff
Boswell
Erpen
Adu (Dyachenko 88)
B. Carroll (Simms 76)
Gomez [A 22, A 33]
Olsen (Nickell 98)
Gros
Eskandarian
(Walker 67 [G 93])
Moreno [G 22]

8/23 v. New York
W 3-1 | Quarterfinals
Rimando
Boswell
Namoff
Erpen
Gros [G 37]
Mediate [A 37] (Moreno 60)
B. Carroll
Simms
Dyachenko [A 37]
(Olsen 59 [A 84])
Eskandarian [A 61]
(Stokes 78)
Walker [G 61, G 84]
(Nickell 85)

9/6 @ Chicago
L 0-3 | Semifinals
Perkins
Namoff
Boswell
Erpen
Gros
B. Carroll (DeRoux 80)
Gomez
Simms (Olsen 70)
Prideaux (Donnet 64)
Walker (Dyachenko 46)
Adu

2006 FRIENDLIES

3/ 2 @ Getafe
L 1-3
Perkins (Rimando 45)
Erpen
Boswell
Wilson (Prideaux 45)
Gros [A 10] (Mediate 77)
B. Carroll (McTavish 86)
Olsen (Simms 45)
Gomez [A 10] (Moose 66)
Adu (Quaranta 45)
Moreno (Dyachenko 77)
Filomeno [G 10] (Walker 45)

7/12 v. Celtic FC
W 4-0
Rimando
Erpen (Stokes 77 [A 78])
Boswell [G 66]
(McTavish 72)
Wilson (DeRoux 77)
Gros (Mediate 66)
Olsen (J. Carroll 59)
Simms (Metcalfe 73 [G 78])
Gomez [A 44, A 66]
(Dyachenko 67)
Adu [G 44]
(Nickell 63 [A 78])
Eskandarian
(Walker 46 [G 57])
Quaranta (Moose 46)

8/9 v. Real Madrid
D 1-1
Perkins
Namoff
Boswell
Erpen
Gros
Gomez (Dyachenko 82)
Olsen (Walker 76)
B. Carroll
Adu
Eskandarian (Simms 76)
Moreno

8/30 @ Richmond Kickers
D 0-0 | Canceled due to
lightning in 20th minute
Rimando
Erpen
Boswell
Namoff
Gros
Olsen (Walker 76)
B. Carroll
Gomez
Donnet
Adu
Walker

2006 SCHEDULE AND RESULTS

DATE	OPPONENT	RESULT	SCORE	ATT.	W-L-T	POS.	PTS	NOTES:
03/02/2006	at Getafe & New York	L 1-3	-	-	-	DC: Filomeno (10); GET: Jaja (35) Guiza (59) Nano (78)		
04/02/2006	New York	T 2-2	23,028	0-0-1	T3 1	DC: Eskandarian (55) Erpen (65); NY: Djorkaeff (15) Buddle (18)		
04/08/2006	Chivas USA	W 2-0	11,930	1-0-1	T2 4	DC: Moreno (59,90)		
04/15/2006	Houston	W 2-0	15,015	2-0-1	7	DC: Gros (25) Gomez (71)		
04/22/2006	at New York	W 4-1	8,475	3-0-1	1 10	DC: Eskandarian (41,59) Erpen (71) Walker (88); NY: Djorkaeff (86)		
04/29/2006	FC Dallas	T 1-1	18,889	3-0-2	2 11	DC: Olsen (17); DAL: O'Brien (41)		
05/06/2006	at Colorado	L 1-2	18,225	3-1-2	2 11	DC: Gomez (49); COL: Kirovski (54) Hernandez (84)		
05/13/2006	Kansas City	W 2-1	18,345	4-1-2	1 14	DC: Eskandarian (12) Moreno (23); KC: Victorine (16)		
05/20/2006	at Columbus	T 1-1	12,646	4-1-3	1 15	DC: Gomez (29); CLB: Ngwenya (23)		
05/27/2006	at Kansas City	W 3-1	10,945	5-1-3	1 18	DC: Moreno (2,18) Boswell (45); KC: Sealy (26)		
05/31/2006	Columbus	W 5-1	11,725	6-1-3	1 21	DC: Moreno (8) own goal (49) Gros (58) Eskandarian (71) Filomeno (78); CLB: Ngwenya (21)		
06/03/2006	New England	W 1-0	22,686	7-1-3	1 24	DC: Moreno (14)		
06/11/2006	at Los Angeles	T 1-1	17,538	7-1-4	1 25	DC: Gomez (21); LA: Jones (88)		
06/17/2006	at New England	T 1-1	16,209	7-1-5	1 26	DC: Moreno (44); NE: Dorman (86)		
06/21/2006	Chicago	W 1-0	12,385	8-1-5	1 29	DC: Simms (17)		
06/24/2006	Kansas City	W 1-0	13,834	9-1-5	1 32	DC: Moreno (52)		
06/28/2006	at Kansas City	W 3-2	8,710	10-1-5	1 35	DC: own goal (5) Adu (16) Gomez (50); KC: Garcia (20) Burciaga (72)		
07/04/2006	at FC Dallas	W 1-0	16,240	11-1-5	1 38	DC: Gomez (34)		
07/08/2006	at Columbus	W 1-0	14,134	12-1-5	1 41	DC: Eskandarian (42)		
07/12/2006	Celtic FC & W	4-0	15,223	-	-	DC: Adu (44) Walker (57) Boswell (66) Metcalf (78)		
07/15/2006	Columbus	W 3-2	20,227	13-1-5	1 44	DC: Gomez (16) B. Carroll (49) Olsen (64); CLB: Kamara (45) Vasquez (72)		
07/22/2006	at Chicago	T 1-1	15,094	13-1-6	1 45	DC: Eskandarian (74); CHI: Jaque (29)		
07/29/2006	at Real Salt Lake	L 1-2	20,027	13-2-6	1 45	DC: Moreno (38); RSL: Cunningham (90,90)		
08/01/2006	Columbus	W (OT) 2-1	4,774	-	-	DC: Moreno (22) Walker (93); CLB: Marshall (18)		
08/09/2006	Real Madrid & T	1-1	66,830	-	-	DC: Eskandarian (25); MAD: Cassano (22)		
08/16/2006	at New York	T 0-0	11,230	13-2-7	1 46	-		
08/19/2006	Colorado	T 1-1	18,006	13-2-8	1 47	DC: Gomez (56); COL: Beckerman (32)		
08/23/2006	New York	W 3-1	8,637	-	-	DC: Gros (37) Walker (61,84); NY: Guevara (41)		
08/26/2006	Los Angeles	L 2-5	24,159	13-3-8	1 47	DC: own goal (9) Erpen (69); LA: Gordon (4) Albright (47) Donovan (66,90) own goal (71)		
09/03/2006	at Chivas USA	W 2-1	14,588	14-3-8	1 50	DC: Gomez (3,33); CHV: Suarez (32)		
09/06/2006	at Chicago	W 0-3	5,153	-	-	CHI: Wiagg (58) Carr (76,91+)		
09/09/2006	Real Salt Lake	T 1-1	19,812	14-3-9	1 51	DC: Adu (45); RSL: Klein (65)		
09/13/2006	at New England	T 1-1	6,295	14-3-10	1 52	DC: Gros (25); NE: Dempsey (56)		
09/17/2006	at Chicago	L 0-1	16,713	14-4-10	1 52	CHI: Herron (61)		
09/23/2006	New York	W 4-3	21,727	15-4-10	1 55	DC: own goal (10) Gomez (60) Moreno (73) Donnet (89); NY: Guevara (20,82) Altidore (90)		
09/30/2006	at Houston	L 0-1	20,029	15-5-10	1 55	HOU: Ching (86)		
10/07/2006	New England	L 1-2	21,022	15-6-10	1 55	DC: Gomez (28); NE: Dempsey (34) Twellman (47)		
10/15/2006	Chicago	L 2-3	18,652	15-7-10	1 55	DC: Gomez (34,82); CHI: Segares (21) Jaque (24) Herron (74)		
10/21/2006	at New York	W 1-0	8,630	-	-	DC: Gomez (77)		
10/29/2006	New York	T 1-1	21,455	-	-	DC: Gomez (88); NY: Altidore (70)		
11/05/2006	New England	L 0-1	19,552	-	-	NE: Twellman (4)		

COMPETITION KEY

* CONCACAF Champions Cup	~ InterAmerican Cup
@ CONCACAF Champions League	\$ MLS Cup Playoffs
& Copa Nissan Sudamericana	# SuperLiga
^ Friendly	% U.S. Open Cup
+ FC Giants Cup	

2006 LEAGUE STANDINGS

	OVERALL								HOME								ROAD							
	GP	W	L	T	PTS	GF	GA	GD	W	L	T	GF	GA	W	L	T	GF	GA						
D.C. United	32	15	7	10	55	52	38	14	9	3	4	31	22	6	4	6	21	16						
New England	32	12	8	12	48	39	35	4	8	3	5	23	14	4	5	7	16	21						
Chicago	32	13	11	8	47	43	41	2	8	4	4	25	20	5	7	4	18	21						
New York	32	9	11	12	39	41	41	0	8	3	5	24	17	1	8	7	17	24						
Kansas City	32	10	14	8	38	43	45	-2	7	4	5	31	24	3	10	3	12	21						
Columbus	32	8	15	9	33	30	42	-12	4	6	6	16	16	4	9	3	14	26						
	OVERALL								HOME								ROAD							
	GP	W	L	T	PTS	GF	GA	GD	W	L	T	GF	GA	W	L	T	GF	GA						
FC Dallas	32	16	12	4	52	48	44	4	12	3	1	28	14	4	9	3	20	30						
Houston	32	11	8	13	46	44	40	4	8	3	5	27	19	3	5	8	17	21						
Chivas USA	32	10	9	13	43	45	42	3	7	2	7	24	12	3	7	6	21	30						
Colorado	32	11	13	8	41	36	49	-13	9	3	4	22	18	2	10	4	14	31						
Los Angeles	32	11	15	6	39	37	37	0	6	6	4	19	15	5	9	2	18	22						
Real Salt Lake	32	10	13	9	39	45	49	-4	6	4	6	23	19	4	9	3	22	30						

2006 MLS STATISTICS (15-7-10, 55 PTS.)

UNF	POS	PLAYER	GP	GS	MIN	G	A	SHT	SOG	FC	FS	OFF	CK	C	E
10	M	Christian Gomez	30	28	2367	14	11	63	35	35	39	6	55	7	0
99	F	Jaime Moreno	32	31	2700	11	10	51	31	37	62	22	5	3	0
11	F	Alecko Eskandarian	22	16	1478	7	2	57	30	28	45	16	9	6	1
17	D-M	Joshua Gros	29	29	2576	3	5	33	18	42	30	3	0	5	2
5	D	Facundo Erpen	30	30	2626	3	2	29	9	44	24	0	0	2	1
9	M	Freddy Adu	32	29	2521	2	8	55	25	35	52	26	56	0	0
14	M	Ben Olsen	20	18	1535	2	3	21	10	34	55	3	9	7	0
16	M	Brian Carroll	31	31	2779	1	3	12	4	44	27	0	0	6	0
32	D	Bobby Boswell	30	30	2700	1	1	5	4	32	15	0	0	8	0
7	F	Lucio Filomeno	11	5	437	1	1	11	5	11	10	3	0	2	0
19	M	Clyde Simms	24	14	1351	1	1	8	5	11	7	1	0	0	0
23	M-F	Jamil Walker	19	3	412	1	1	7	5	3	4	3	1	0	0
7	M	Matias Donnet	8	7	521	1	0	5	3	5	3	0	3	1	0
26	D-M	Bryan Namoff	26	25	2241	0	1	5	2	40	14	0	0	6	1
24	M-D	Jeff Carroll	2	1	101	0	0	0	0	3	0	0	0	0	0
21	M	Stephen deRoux	4	2	228	0	0	3	0	4	3	1	0	1	0
15	M	Rod Dyachenko	9	4	298	0	0	7	2	13	5	3	3	2	0
22	M	Devon McTavish	5	3	265	0	0	1	1	3	2	0	0	0	0
6	M-F	Domenic Mediate	8	2	243	0	0	1	1	4	3	1	0	0	0
8	M	Justin Moose	1	0	1	0	0	0	0	0	0	0	0	0	0
20	F	Matt Nickell	3	0	14	0	0	2	1	2	0	1	0	1	0
1	GK	Troy Perkins	30	30	2700	0	0	0	0	2	3	0	0	2	0
4	D	Brandon Prideaux	9	9	784	0	0	0	0	15	7	0	0	3	0
25	F	*Santino Quaranta	4	0	65	0	0	1	1	0	3	1	3	0	0
18	GK	Nick Rimando	2	2	180	0	0	0	0	0	1	0	0	0	0
31	F	Robert Ssejumba	1	0	25	0	0	1	1	1	0	1	0	0	0
2	D	David Stokes	3	1	52	0	0	0	0	0	0	0	0	0	0
12	D	John Wilson	11	2	407	0	0	1	1	6	6	0	0	1	0
30	GK	Ryan McIntosh	0	0	0	0	0	0	0	0	0	0	0	0	0
27	M	Andy Metcalf	0	0	0	0	0	0	0	0	0	0	0	0	0
OWN-GOALS RECEIVED						4									
TEAM TOTALS			32	32	2880	52	49	379	194	454	433	91	144	63	5
OPPONENT TOTALS			32	32	2880	38	30	330	150	437	447	113	139	67	2

GAME-WINNING GOALS: Jaime Moreno 5, Christian Gomez 3, Alecko Eskandarian 2, Clyde Simms 1, Ben Olsen 1, Joshua Gros 1, Matias Donnet 1
 GAME-WINNING ASSISTS: Christian Gomez 4, Jaime Moreno 3, Freddy Adu 2, Clyde Simms 1, Ben Olsen 1, Joshua Gros 1, Brian Carroll 1
 PENALTY KICK GOALS/ATTEMPTS: Jaime Moreno 3-3

D.C. UNITED INDIVIDUAL GOALKEEPING

UNF	POS	GOALKEEPER	GP	GS	MIN	SHTS	SV	GA	GAA	PG	PA	W	L	T	SO
1	GK	Troy Perkins	30	30	2700	140	100	34	1.13	8	8	15	6	9	8
18	GK	Nick Rimando	2	2	180	10	6	4	2.00	0	1	0	1	1	0
TEAM TOTALS			32	32	2880	150	106	38	1.19	8	9	15	7	10	8
OPPONENT TOTALS			32	32	2880	194	137	52	1.63	3	3	7	15	10	3

* = Played with other teams in 2006. Only D.C. United statistics listed here.

2006 POSTSEASON STATISTICS

UNF	POS	PLAYER	GP	GS	MIN	G	A	SHT	SOG	FC	FS	OFF	CK	C	E
10	M	Christian Gomez	3	3	260	2	0	8	4	5	8	2	11	1	0
17	D-M	Joshua Gros	3	3	270	0	1	2	0	1	4	0	0	0	0
99	F	Jaime Moreno	3	3	270	0	1	2	0	5	4	4	0	0	0
9	M	Freddy Adu	3	3	224	0	0	4	3	5	1	5	5	1	0
32	D	Bobby Boswell	3	3	270	0	0	0	0	1	4	0	0	0	0
16	M	Brian Carroll	3	3	270	0	0	2	0	5	1	0	0	0	0
24	M-D	Jeff Carroll	1	0	1	0	0	0	0	0	0	0	0	0	0
7	M	Matias Donnet	2	0	34	0	0	1	0	0	0	1	1	0	0
15	M	Rod Dyachenko	2	0	34	0	0	1	0	1	1	1	0	0	0
5	D	Facundo Erpen	3	3	270	0	0	3	3	8	2	0	0	0	0
11	F	Alecko Eskandarian	3	3	231	0	0	1	3	2	12	5	0	0	0
26	D-M	Bryan Namoff	3	3	270	0	0	1	0	6	4	1	0	1	0
14	M	Ben Olsen	3	3	269	0	0	7	2	8	3	2	0	0	0
1	GK	Troy Perkins	3	3	270	0	0	0	0	0	0	0	0	0	0
4	D	Brandon Prideaux	1	0	12	0	0	0	0	0	1	0	0	0	0
19	M	Clyde Simms	3	0	15	0	0	0	0	0	0	0	0	0	0
TEAM TOTALS			3	3	270	2	2	38	15	47	45	21	17	3	0
OPPONENT TOTALS			3	3	270	2	3	32	8	45	47	6	7	4	0

GAME-WINNING GOALS: Christian Gomez 1
 GAME-WINNING ASSISTS: Jaime Moreno 1
 PENALTY KICK GOALS/ATTEMPTS: None

D.C. UNITED INDIVIDUAL GOALKEEPING

UNF	POS	GOALKEEPER	GP	GS	MIN	SHTS	SV	GA	GAA	PG	PA	W	L	T	SO	OT REC
1	GK	Troy Perkins	3	3	270	8	6	2	0.67	0	0	1	1	1	1	0-0-0
TEAM TOTALS			3	3	270	8	6	2	0.67	0	0	1	1	1	1	0-0-0
OPPONENT TOTALS			3	3	270	15	13	2	0.67	0	0	1	1	1	1	0-0-0

2005 MLS LINEUPS

4/2 @ Chivas USA
W 2-0 | DCU 1-0-0
Rimando
Petke
Boswell
Prideaux
Gros [G 32]
Carroll [A 32]
Olson
Gomez [G 76] (Simms 83)
Guppy (Quaranta 68)
Moreno [A 32]
Eskandarian (Adu 74)

4/9 v. Chicago
D 1-1 | DCU 1-0-1
Rimando
Boswell
Petke [G 40]
Stokes
Carroll
Gomez [A 32] (Adu 62)
Gros
Guppy (Walker 87)
Olson
Eskandarian (Quaranta 69)
Moreno

4/15 @ Columbus
L 1-0 | DCU 1-1-1
Perkins
Boswell
Petke
Stokes
Carroll
Gomez (Gomez 70)
Gros
Guppy (Eskandarian 60)
Simms
Quaranta
Walker (Moreno 46)

4/23 v. New England
L 4-3 | DCU 1-2-1
Rimando
Boswell
Petke
Stokes (Quaranta 30 [G 57])
Carroll
Gomez
Gros
Guppy [A 57] (Simms 64)
Olson
Eskandarian (Adu 46 [A 57])
Moreno [PK 50+, PK 82]

4/30 @ Kansas City
D 0-0 | DCU 1-2-2
Rimando
Petke
Prideaux
Carroll
Gomez (Adu 77)
Gros
Olson
Simms
Moreno (Walker 93+)
Quaranta (Thompson 89)

5/7 v. Columbus
W 3-1 | DCU 2-2-2
Rimando
Boswell
Petke
Prideaux
Adu [G 71, A 5, 9]
Gomez
Gros [G 9] (Kovalenko 91+)
Olson [A 9, 71] (Namoff 79)
Simms
Eskandarian (Carroll 68)
Moreno [G 5]

5/14 @ New England
L 1-0 | DCU 2-3-2
Rimando
Boswell
Petke (Namoff 87)
Prideaux
Adu (Kovalenko 72)
Gomez
Gros
Olson (Carroll 87)
Simms
Eskandarian
Moreno

5/21 v. Kansas City
W 3-2 | DCU 3-3-2
Rimando
Boswell
Namoff
Prideaux
Carroll
Gomez [G 69, 80] (Kovalenko 87)
Gros R
Olson
Simms
Eskandarian [A 69] (Adu 77 [A 80])
Moreno [PK 29, A 69] (Stokes 96+)

5/28 v. Dallas
L 2-0 | DCU 3-4-2
Rimando
Boswell
Namoff
Prideaux
Carroll
Gomez
Kovalenko
Olson (Quaranta 81)
Eskandarian
Moreno

6/4 @ San Jose
T 0-0 | DCU 3-4-3
Rimando
Boswell
Namoff (Wilson 74)
Prideaux
Carroll
Gomez
Gros
Kovalenko (Eskandarian 79)
Olson
Moreno
Quaranta (Walker 85)

6/12 @ MetroStars
T 0-0 | DCU 3-4-4
Rimando
Boswell
Prideaux
Wilson (Stokes 82)
Carroll
Gomez (Simms 72)
Gros
Kovalenko
Olson
Moreno
Quaranta (Eskandarian 46)

6/15 v. Chicago
W 4-3 | DCU 4-4-4
Rimando
Boswell [G 86]
Prideaux (Stokes 60 [A 86])
Wilson
Carroll (Eskandarian 46)
Gomez [G 47, 73] (Simms 83)
Gros
Kovalenko [A 73, 86]
Olson
Moreno [PK 44, A 47, 73]
Quaranta [A 47]

6/18 v. New England
W 2-0 | DCU 5-4-4
Rimando
Boswell
Prideaux
Wilson (Stokes 46)
Carroll
Gomez [A 10] (Simms 58)
Gros
Kovalenko
Olson
Moreno [G 12]
Quaranta [G 10, A 12] (Eskandarian 73)

6/29 @ Chicago
L 4-3 | DCU 5-5-4
Rimando
Boswell
Prideaux (Stokes 46)
Wilson [A 14, 47]
Carroll (Adu 46)
Gomez [G 14] (Walker 78)
Gros
Kovalenko
Simms
Kuffour [G 47]
Moreno [PK 65]

7/2 @ Columbus
W 1-0 | DCU 6-5-4
Rimando
Boswell
Prideaux
Wilson
Adu (Stokes 46)
Carroll
Gomez
Gros
Kovalenko (Simms 82)
Kuffour (Walker 60)
Moreno
CLB: [OG 64]

7/9 v. Kansas City
L 1-0 | DCU 6-6-4
Rimando
Boswell
Prideaux (Stokes 84)
Wilson
Carroll
Gomez
Gros
Kovalenko
Simms (Nickell 80)
Adu
Walker (Kuffour 59)

7/15 v. San Jose
W 3-0 | DCU 7-6-4
Rimando
Boswell
Prideaux
Wilson
Carroll [A 25]
Gomez [G 25, 70]
(Walker 73)
Gros [A 50] (Guppy 83)
Kovalenko [A 50]
Simms
Adu [A 70]
Moreno [G 50, A 70]
(Kuykendall 81)

7/20 @ Kansas City
T 1-1 | DCU 7-6-5
Rimando
Boswell
Prideaux
Wilson
Carroll
Gomez (Walker 71)
Gros [G 44]
Kovalenko
Simms
Adu
Moreno

7/23 @ Los Angeles
W 1-0 | DCU 8-6-5
Rimando
Boswell
Prideaux
Wilson
Carroll
Gomez (Walker 71)
Gros
Kovalenko
Simms
Adu [G 92+]
Moreno (Kuykendall 93+)

8/6 @ Chicago
W 3-2 | DCU 9-6-5
Rimando
Namoff
Prideaux
Gros
Kovalenko [G 72]
Carroll [G 41]
Olson (Simms 74)
Gomez [A 41] (Walker 85)
Quaranta [A 72]
Moreno [PK 75, A 41]
Adu (Wilson 36)

8/10 v. MetroStars
W 3-0 | DCU 10-6-5
Rimando
Namoff
Boswell [G 11]
Prideaux
Kovalenko [G 76]
Carroll
Gomez [A 11] (Walker 75 [A 76, 87])
Olson (Simms 78)
Gros [G 87]
Moreno
Quaranta [A 76]

8/13 v. Chivas USA
W 3-0 | DCU 11-6-5
Rimando
Namoff [A 64]
Boswell [A 41]
Prideaux
Kovalenko [G 64, A 43]
Carroll [A 43]
Olson (Simms 27)
Gomez [A 41] (Wilson 57)
Quaranta [G 41] (Nickell 82)
Walker [G 43, A 64]

8/20 v. Los Angeles
L 2-3 | DCU 11-7-5
Rimando
Namoff [G 37, E 94+]
Boswell
Prideaux
Kovalenko
Carroll
Simms (Wilson 46)
Gomez [A 37]
Gros (Walker 58)
Quaranta
Moreno [PK 66]

8/27 @ New England
L 1-2 | DCU 11-8-5
Rimando
Prideaux
Boswell
Erpen
Kovalenko [E 91+]
Carroll
Olson [A 36]
Gomez [A 36]
Gros (Walker 58)
Quaranta [G 36] (Adu 87)
Moreno

8/31 v. Salt Lake
W 5-1 | DCU 12-8-5
Rimando
Erpen
Boswell
Prideaux
Namoff
Carroll
Olson (Simms 80 [A 86])
Gomez [G 63] (Walker 76 [G 86])
Gros [A 78]
Adu [G 46+]
Moreno [PK 14, G 78]
(Nickell 83)

9/3 @ Colorado
L 0-1 | DCU 12-9-5
Rimando
Erpen (Walker 66)
Boswell
Prideaux
Kovalenko
Carroll
Olson (Nickell 84)
Gomez
Namoff
Adu
Moreno [E 64]

9/10 @ FC Dallas
W 2-1 | DCU 13-9-5
Rimando [A 72]
Wilson
Erpen [G 15]
Prideaux
Namoff
Carroll
Kovalenko
Gomez [A 15]
Gros
Adu (Quaranta 62 [G 72])
Walker [A 72] (Simms 90)

9/17 v. Colorado
W 2-0 | DCU 14-9-5
Rimando
Namoff
Erpen
Prideaux
Quaranta [A 80] (Simms 89)
Carroll
Gomez [G 65] (Adu 85)
Olson
Kovalenko [A 80]
Moreno [G 80]
Walker (Gros 70)

10/1 @ MetroStars
W 4-1 | DCU 15-9-5
Rimando
Namoff
Erpen
Prideaux
Gros [A 55, 87]
Carroll
Olson [G 55, 86]
Adu (Simms 83)
Kovalenko
Quaranta (Walker 46 [A 55])
Wilson (90)
Moreno [G 87, A 86]
NY: [OG 47]

10/5 @ Salt Lake
W 3-1 | DCU 16-9-5
Perkins
Namoff
Boswell [G 29]
Wilson
Kovalenko (Prideaux 74)
Carroll
Simms
Gomez [G 52, A 29]
(Gomez 66)
Gros
Adu [G 50, A 52]
Moreno (Walker 46 [A 52])

10/8 v. MetroStars
L 1-2 | DCU 16-10-4
Rimando
Namoff
Erpen
Prideaux
Kovalenko
Carroll (Boswell 86)
Olsen
Gomez
Gros (Walker 63)
Adu (Wilson 77)
Moreno [G 47+]

10/15 v. Columbus
D 2-2 | DCU 16-10-5
Rimando
Namoff
Erpen
Prideaux
Kovalenko [G 45]
Carroll (Adu 46)
Olsen [A 45]
Gomez (Simms 60)
Gros
Moreno [PK 75]
Walker [A 45] (Filomeno 68)

2005 MLS CUP PLAYOFFS

10/21 @ Chicago
D 0-0
Rimando
Namoff
Erpen
Prideaux
Kovalenko
Carroll
Gomez (Walker 86)
Wilson
Gros
Quaranta
Moreno

10/30 v. Chicago
L 0-4
Rimando
Namoff
Erpen (Boswell 5)
Prideaux
Quaranta (Adu 46)
Carroll
Gomez [E 55]
Olsen
Kovalenko
Moreno
Walker (Filomeno 46)

2005 U.S. OPEN CUP

8/3 @ Richmond Kickers
W 3-1 | Fourth Round
Perkins
Prideaux
Boswell (Namoff 46)
Wilson
Gros
Carroll (Olsen 46)
Simms
Adu [G 26, A 81]
Kovalenko (Kuykendall 76)
Quaranta
Moreno (Gomez 46 [PK 76, G 81])

8/24 v. FC Dallas
Germantown, MD
L 1-1 (1-4 PK) | Quarterfinal
Perkins
Erpen
Boswell
Prideaux
Kovalenko [A 47, E 72]
Carroll
Olsen (Simms 87)
Gomez [G 47] (Namoff 77)
Gros
Quaranta (Wilson 90)
Walker (Adu 65)

2005 CONCACAF CHAMPIONS' CUP

3/9 v. Harbour View
Germantown, MD
W 2-1 | Quarterfinals, Leg 1
Rimando
Namoff
Petke
Stokes
Adu [A 5] (Prideaux 80)
Carroll
Gomez [A 64] (Simms 84)
Olsen
Gros [G 64]
Eskandarian [G 5]
Moreno [A 5, 64] (Quaranta 88)

3/16 @ Harbour View FC
W 2-1 | Quarterfinals, Leg 2
Rimando
Prideaux
Petke
Namoff
Van Sicken (Guppy 56 [A 74])
Carroll
Olsen
Gomez [A 77]
Gros
Moreno [G 77]
Eskandarian (Walker 46 [G 74])

4/6 v. Pumas UNAM
D 1-1 | Semifinals, Leg 1
Rimando
Stokes
Boswell
Petke
Gros
Carroll
Olsen
Gomez [G 10] (Adu 79)
Guppy [A 10] (Quaranta 70)
Eskandarian (Walker 85)
Moreno [A 10]

4/13 @ Pumas UNAM
L 0-5 | Semifinals, Leg 2
Rimando
Boswell
Stokes
Petke [E 68]
Van Sicken (Adu 58)
Gomez (Simms 72)
Olsen (Walker 82)
Carroll
Gros
Moreno
Eskandarian

2005 COPA SUDAMERICANA

9/13 v. Catolica
D 1-1 | Leg 1
Rimando
Namoff
Erpen
Prideaux (Wilson 82)
Gros (Adu 69)
Carroll
Gomez
Olsen (Walker 46 [G 81])
Kovalenko
Moreno
Quaranta [A 81]

9/22 @ Catolica
L 2-3 | Leg 2
Rimando
Erpen
Namoff
Prideaux
Quaranta (Adu 73)
Carroll
Gomez [G 15, 29] (Wilson 65)
Olsen
Kovalenko
Moreno [A 15, 29]
Walker (Gros 46)

2005 FRIENDLIES

7/11 v. Rochester Rhinos
Cary, NC
W 3-2
Perkins (Weber 46)
Simms
Boswell (Sahaydek 64)
Thompson
Kuffour
Carroll (Van Sicken 67)
Kuykendall
Adu [A 15] (Karteroulotis 46)
Guppy [A 21] (Quill 59 [A 68])
Walker [G 15, 21, 68]
Nickell

7/28 v. Chelsea FC
Landover, MD
L 2-3
Rimando (Perkins 46)
Prideaux
Boswell [G 31]
Wilson (Namoff 61)
Kovalenko
Carroll
Gomez [A 31] (Adu 46)
Olsen (Simms 63)
Gros
Moreno (Kuykendall 89)
Quaranta (Walker 77)

8/16 @ Harrisburg City Islanders
W 1-0
Perkins (Weber 46)
Wilson
Arena
Merritt
Thompson [G 51]
Simms
Kuykendall
Olsen
Van Sicken
Walker (Gros 67)
Nickell [A 51]

8/29 v. Colorado Rapids
Oneonta, NY
L 6-2 | Hall of Fame Game
Perkins (Weber 46)
Merritt
Arena
Wilson (deRoux 58)
Nickell [G 29]
Kuffour [A 4, 29]
Harkes (Rodway 60)
Van Sicken
Simms
Thompson
Kuykendall [G 4]

2005 SCHEDULE AND RESULTS

DATE	OPPONENT	RES.	SCORE	ATT.	W-L-T	POS.	PTS	NOTES:
03/09/2005	Harbour View FC *	W	2-1	3,825	-	-	-	DC: Eskandarian (5) Gros (64); HAR: Shelton (23)
03/16/2005	at Harbour View FC *	W	2-1	-	-	-	-	DC: Walker (56) Moreno (60); HAR: Stewart (45+)
04/02/2005	at Chivas USA	W	2-0	18,493	1-0-0	T1	3	DC: Gros (32) Gomez (78)
04/09/2005	Pumas UNAM *	T	1-1	21,185	-	-	-	DC: Gomez (10); PUM: A. da Silva (52)
04/23/2005	Chicago	T	1-1	19,052	1-0-1	T2	4	DC: Petke (40); CHI: Rolfe (50)
04/30/2005	at Pumas UNAM *	L	0-5	21,000	-	-	-	PUM: Marioni (12) J. Botero (47,73) Toledo (85) Lozano (89)
04/15/2005	at Columbus	L	0-1	12,449	1-1-1	T4	4	CLB: Buddie (26)
04/23/2005	New England	L	3-4	13,691	1-2-1	T3	4	DC: Moreno (45,82) Quaranta (57); NE: Twellman (28) Joseph (28) Leonard (31) Dempsey (77)
04/30/2005	at Kansas City	T	0-0	12,008	1-2-2	T4	5	DC: Moreno (5) Gros (9) Adu (71); CLB: Mediate (69)
05/07/2005	Columbus	W	3-1	14,894	2-2-2	3	8	NE: Twellman (59)
05/14/2005	at New England	L	0-1	13,662	2-3-2	T4	8	DC: Moreno (29) Gomez (69,80); KC: own goal (62) Sealy (88)
05/21/2005	Kansas City	W	3-2	18,731	3-3-2	3	11	DAL: Ruiz (49,56)
05/28/2005	FC Dallas	L	0-2	16,624	3-4-2	5	11	-
06/04/2005	at San Jose	T	0-0	11,989	3-4-3	5	12	-
06/12/2005	at MetroStars	W	0-0	15,125	3-4-4	T5	13	-
06/15/2005	Chicago	W	4-3	14,198	4-4-4	5	16	DC: Moreno (44) Gomez (47,73) Boswell (86); CHI: Rolfe (30) Jaqua (38) Segares (62)
06/19/2005	New England	W	2-0	17,611	5-4-4	4	19	DC: Quaranta (10) Moreno (12)
06/26/2005	at Chicago	L	3-4	8,202	5-5-4	5	19	DC: Gomez (14) Kuffour (47) Moreno (65); CHI: Jaqua (11) Marsch (40) Thiago (41) Guerrero (61)
07/02/2005	at Columbus	W	1-0	12,998	6-5-4	T3	22	DC: own goal (64)
07/09/2005	Kansas City	L	0-1	18,379	6-6-4	5	22	KC: Victorino (77)
07/11/2005	Rochester Rhinos &	W	3-2	8,347	-	-	-	DC: Walker (15,21,68); ROC: Howes (77) Carabjal (88)
07/15/2005	San Jose	W	3-0	13,978	7-6-4	T3	25	DC: Gomez (25,70) Moreno (50)
07/20/2005	at Kansas City	T	1-1	7,560	7-6-5	4	26	DC: Gros (44); KC: Sealy (59)
07/23/2005	at Los Angeles	W	1-0	27,000	8-6-5	T3	29	DC: Adu (80)
07/28/2005	Cheslea FC &	L	1-2	31,273	-	-	-	DC: Boswell (31); CFC: Duff (35) Crespo (56)
08/03/2005	Richmond Kickers %	W	3-1	8,412	-	-	-	DC: Adu (26) Gomez (PK 76,81); RCH: Cephas (68)
08/06/2005	at Chicago	W	3-2	14,448	9-6-5	T3	32	DC: Carroll (41) Kovalenko (72) Moreno (78); CHI: Reiter (83) Rolfe (88)
08/10/2005	MetroStars	W	3-0	11,883	10-6-5	T3	35	DC: Boswell (11) Kovalenko (78) Gros (87)
08/13/2005	Chivas USA	W	3-0	16,169	11-6-5	T3	38	DC: Quaranta (41) Kovalenko (43) Kovalenko (64)
08/16/2005	Harrisburg &	W	1-0	4,000+	-	-	-	DC: Thompson (51)
08/20/2005	Los Angeles	L	2-3	16,863	11-7-5	4	38	DC: Namoff (37) Moreno (66); LA: own goal (28) Donovan (53,67)
08/24/2005	FC Dallas %	L	1-1 (-1-4)	4,258	-	-	-	DC: Gomez (47); FCD: Ruiz (94+)
08/27/2005	at New England	L	1-2	18,049	11-8-5	4	38	DC: Quaranta (36); NE: own goal (48) Twellman (90)
08/29/2005	Colorado &	L	2-6	2,763	-	-	-	DC: Kykendall (4) Nickell (28); COL: Clavijo (37) Ben Dayan (45) L. Gonzalez (PK 50) Lewis (55) Keel (58) Cooke (67)
08/31/2005	Real Salt Lake	W	5-1	11,455	12-8-5	T2	41	DC: Moreno (14,78) Adu (45) Gomez (63) Walker (86); RSL: Tarley (51)
09/03/2005	at Colorado	L	0-5	17,044	12-9-5	3	41	COL: Cooke (22)
09/10/2005	at FC Dallas	W	2-1	15,263	13-9-5	2	44	DC: Erpen (15) Quaranta (72); DAL: Nunez (87)
09/13/2005	Univ. Catolica ^	T	1-1	10,271	-	-	-	DC: Walker (81); CAT: Quinteros (48+)
09/17/2005	Colorado	W	2-0	21,875	14-9-5	2	47	DC: Gomez (65) Moreno (80)
09/22/2005	at Univ. Catolica ^	L	2-3	10,000	-	-	-	DC: Gomez (15,28); CAT: Quinteros (40,86) Conca (78)
10/01/2005	at MetroStars	W	4-1	27,670	15-9-5	2	50	DC: own goal (47) Olsen (55,88) Moreno (87); MET: Magee (19)
10/05/2005	at Real Salt Lake	W	3-1	14,306	16-9-5	2	53	DC: Boswell (29) Adu (50) Gomez (52); RSL: Williams (78)
10/09/2005	MetroStars	L	1-2	18,751	16-10-5	2	53	DC: Moreno (45); MET: Galvan Rey (17) Djorkaeff (68)
10/15/2005	Columbus	T	2-2	22,463	16-10-6	2	54	DC: Kovalenko (45) Moreno (75); CLB: Buddie (17,52)
10/21/2005	at Chicago \$	T	0-0	11,493	-	-	-	DC: Stewart (10) Guerrero (37,50+) Marsch (67)
10/30/2005	Chicago \$	L	0-4	20,089	-	-	-	-

COMPETITION KEY

* CONCACAF Champions Cup	~ InterAmerican Cup
@ CONCACAF Champions League	\$ MLS Cup Playoffs
^ Copa Nissan Sudamericana	# SuperLiga
& Friendly	% U.S. Open Cup
+ FC Giants Cup	

2005 LEAGUE STANDINGS

	OVERALL								HOME					ROAD				
	GP	W	L	T	PTS	GF	GA	GD	W	L	T	GF	GA	W	L	T	GF	GA
New England	32	17	7	8	59	55	37	18	11	2	3	28	13	6	5	5	27	24
D.C. United	32	16	10	6	54	58	37	21	9	5	2	37	22	7	5	4	21	15
Chicago	32	15	13	4	49	49	50	-1	8	5	3	30	27	7	8	1	19	23
MetroStars	32	12	9	11	47	53	49	4	6	3	7	28	27	6	6	4	25	22
Kansas City	32	11	9	12	45	52	44	8	6	4	6	23	18	5	5	6	29	26
Columbus	32	11	16	5	38	34	45	-11	7	8	1	15	19	4	8	4	19	26
	OVERALL								HOME					ROAD				
	GP	W	L	T	PTS	GF	GA	GD	W	L	T	GF	GA	W	L	T	GF	GA
San Jose	32	18	4	10	64	53	31	22	9	0	7	30	14	9	4	3	23	17
FC Dallas	32	13	10	9	48	52	44	8	8	3	5	28	20	5	7	4	24	24
Colorado	32	13	13	6	45	40	37	3	10	4	2	24	14	3	9	4	16	23
Los Angeles	32	13	13	6	45	44	45	-1	10	3	3	29	17	3	10	3	15	28
Real Salt Lake	32	5	22	5	20	30	65	-35	5	8	3	19	24	0	14	2	11	41
Chivas USA	32	4	22	6	18	31	67	-36	3	11	2	15	30	1	11	4	16	37

2005 MLS STATISTICS (16-10-6, 54 PTS)

UNF	POS	PLAYER	GP	GS	MIN	G	A	SHT	SOG	FC	FS	OFF	CK	C	E
99	FWD	Jaime Moreno	29	28	2445	16	7	77	46	43	56	16	3	2	2
10	MID	Christian Gomez	31	30	2419	11	9	64	37	22	41	7	88	6	0
25	FWD	Santino Quaranta	18	13	1185	5	5	30	17	24	34	13	8	2	0
9	F/M	Freddy Adu	25	16	1487	4	6	37	16	22	56	4	32	4	0
17	MID	Joshua Gros	30	29	2563	4	4	29	12	51	24	3	1	6	1
21	MID	Dema Kovalenko	26	23	2057	4	4	41	13	32	44	18	3	3	1
32	DEF	Bobby Boswell	27	26	2344	3	1	12	6	32	12	0	0	6	0
23	FWD	Jamil Walker	22	6	732	2	7	21	11	14	14	10	1	0	0
14	MID	Ben Olsen	23	22	1874	2	4	23	12	58	51	6	6	7	0
16	MID	Brian Carroll	32	30	2567	1	3	10	4	39	16	0	0	4	0
26	DEF	Bryan Namoff	17	15	1348	1	1	8	3	31	9	1	1	4	1
5	DEF	Facundo Erpen	8	8	696	1	0	5	4	11	10	0	0	4	0
24	FWD	Nana Koufour	3	2	181	1	0	3	1	4	3	1	0	0	0
12	DEF*	Mike Petke	7	7	627	1	0	4	2	10	4	0	0	1	0
27	DEF	John Wilson	17	11	1099	0	2	5	2	26	14	2	0	2	0
11	FWD	Alecko Eskandarian	12	7	661	0	1	21	8	17	8	2	5	1	0
7	MID	Steve Guppy	5	4	286	0	1	1	0	1	4	4	11	1	0
18	GK	Nick Rimando	30	30	2700	0	1	0	0	1	11	0	0	2	0
19	MID	Clyde Simms	26	12	1263	0	1	13	3	3	6	0	0	1	0
2	DEF	David Stokes	10	3	390	0	1	2	1	12	4	0	0	0	0
7	FWD	Lucio Filomeno	1	0	22	0	0	0	0	0	3	0	0	0	0
28	MID	Shawn Kuykendall	2	0	10	0	0	0	0	1	1	0	0	1	0
29	FWD	Matt Nickell	4	0	31	0	0	1	1	1	1	1	0	0	0
1	GK	Troy Perkins	2	2	180	0	0	0	0	0	0	0	0	0	0
4	DEF	Brandon Pridaux	29	28	2455	0	0	3	2	48	37	0	0	4	0
22	FWD	Jason Thompson	1	0	1	0	0	0	0	1	0	0	0	0	0
Own-goals received						2									
TEAM TOTALS			32	32	2880	58	58	410	201	504	480	88	159	61	5
OPPONENT TOTALS			32	32	2880	37	31	308	136	479	490	96	108	72	3

GAME-WINNING GOALS: Santino Quaranta 3, Christian Gomez 3, Freddy Adu 3, Joshua Gros 2, Bobby Boswell 2, Ben Olsen 1, Jaime Moreno 1

GAME-WINNING ASSISTS: Christian Gomez 3, Jamil Walker 2, Brian Carroll 2, Freddy Adu 2, David Stokes 1, Nick Rimando 1, Ben Olsen 1, Jaime Moreno 1, Dema Kovalenko 1, Joshua Gros 1, Bobby Boswell 1

PENALTY KICK GOALS/ATTEMPTS: Jaime Moreno 9/9

D.C. UNITED INDIVIDUAL GOALKEEPING

UNF	POS	GOALKEEPER	GP	GS	MIN	SH	SV	GA	GAA	PG	PA	W	L	T	SO
1	GK	Troy Perkins	2	2	180	8	5	2	1.00	1	1	1	1	0	0
18	GK	Nick Rimando	30	30	2700	128	92	35	1.17	4	5	15	9	6	11
TEAM TOTALS			32	32	2880	136	97	37	1.16	5	6	16	10	6	11
OPPONENT TOTALS			32	32	2880	201	138	58	1.81	9	9	10	16	6	8

2005 POSTSEASON STATISTICS

UNF	POS	PLAYER	GP	GS	MIN	G	A	SHT	SOG	FC	FS	OFF	CK	C	E	CP
9	F/M	Freddy Adu	1	0	45	0	0	1	1	3	4	0	0	1	0	5
32	DEF	Bobby Boswell	1	0	85	0	0	0	0	3	0	0	0	0	0	0
16	MID	Brian Carroll	2	2	180	0	0	1	0	2	2	0	0	1	0	5
5	DEF	Facundo Erpen	2	2	95	0	0	0	0	0	1	0	0	0	0	0
7	FWD	Lucio Filomeno	1	0	45	0	0	1	0	2	2	0	0	1	0	5
10	MID	Christian Gomez	2	2	141	0	0	1	1	1	4	1	3	0	1	0
17	MID	Joshua Gros	1	1	90	0	0	1	0	0	0	0	0	0	0	0
21	MID	Dema Kovalenko	2	2	180	0	0	2	0	4	5	0	2	1	0	5
99	FWD	Jaime Moreno	2	2	180	0	0	3	1	3	6	1	0	0	0	0
26	DEF	Bryan Namoff	2	2	180	0	0	1	0	3	2	0	0	0	0	0
14	MID	Ben Olsen	1	1	90	0	0	1	0	1	1	0	1	1	0	5
4	DEF	Brandon Pridaux	2	2	180	0	0	0	0	4	5	0	0	0	0	0
25	FWD	Santino Quaranta	2	2	135	0	0	0	0	5	3	0	4	1	0	4
18	GK	Nick Rimando	2	2	180	0	0	0	0	0	1	0	0	0	0	0
23	FWD	Jamil Walker	2	1	49	0	0	1	1	1	0	1	0	0	0	0
27	DEF	John Wilson	1	1	90	0	0	0	0	0	0	0	0	0	0	0
TEAM TOTALS			2	2	180	0	0	13	4	32	36	3	10	6	1	29
OPPONENT TOTALS			2	2	180	4	4	23	11	38	32	7	7	2	9	10

D.C. UNITED INDIVIDUAL GOALKEEPING

UNF	POS	GOALKEEPER	GP	GS	MIN	SH	SV	GA	GAA	PG	PA	W	L	T	SO
18	GK	Nick Rimando	2	2	180	11	5	4	2.00	0	0	0	1	1	1
TEAM TOTALS			2	2	180	11	5	4	2.00	0	0	0	1	1	1
OPPONENT TOTALS			2	2	180	4	4	0	0.00	0	0	1	0	1	2

* = Played with other teams in 2005. Only D.C. United statistics listed here.

2004 MLS LINEUPS

4/3 v. San Jose
W 2-1 | DCU 1-0-0
Rimando
Petke
Nelsen
Namoff
Convey (Stokes 92+)
Kovalenko [E 80]
Carroll
Stewart [A 12]
Olson
Moreno [G 12, A 39]
(Gros 85)
Eskandarian [G 39] (Adu 61)

4/10 @ Los Angeles
D 1-1 | DCU 1-0-1
Rimando
Petke
Nelsen (Prideaux 85)
Namoff
Gros [A 68]
Carroll
Convey
Stewart [A 68]
Olson
Moreno (Cerritos 67 [G 68])
Eskandarian (Adu 46)

4/17 @ MetroStars
D 1-1 | DCU 1-1-1
Warren
Petke
Nelsen
Namoff
Kovalenko [A 26] (Gros
54 [A 75])
Carroll
Convey
Stewart
Olson [G 26]
Moreno [A 26] (Cerritos 67)
Eskandarian (Adu 54 [G 75])

4/24 v. Chicago
D 1-1 | DCU 1-2-1
Rimando
Petke
Nelsen
Namoff
Convey
Carroll
Kovalenko
Stewart (Gros 72)
Olson
Moreno (Adu 72)
Eskandarian (Cerritos 62)

5/1 @ San Jose
D 1-1 | DCU 1-2-2
Rimando
Prideaux
Nelsen
Namoff
Convey [A 66] (Gros 86)
Carroll
Kovalenko [G 66]
Stewart
Olson
Adu (Eskandarian 80)
Moreno

5/8 v. Columbus
D 1-1 | DCU 1-2-3
Rimando
Prideaux
Nelsen
Namoff
Convey (Gros 27)
Kovalenko [G 4]
Carroll
Stewart
Olson [A 4]
Moreno [A 4]
Adu (Eskandarian 60)

5/15 v. Kansas City
W 1-0 | DCU 2-2-3
Rimando
Prideaux
Nelsen (Petke 73)
Namoff
Gros
Kovalenko [A 75]
Carroll
Stewart
Olson (Eskandarian 37)
Moreno [G 75]
Cerritos (Adu 66)

5/19 v. Los Angeles
L 2-4 | DCU 2-3-3
Rimando
Prideaux (Stokes 52)
Petke
Namoff [A 47+]
Gros
Kovalenko
Carroll
Stewart
Gros
Eskandarian
Cerritos [G 47+]
(Adu 80 [G 67])

5/22 @ Colorado
L 1-2 | DCU 2-4-3
Perkins
Stokes
Prideaux
Petke
Kovalenko [A 48]
Carroll
Namoff
Gros [G 48]
Kovalenko (Cerritos 79)
Adu [A 48] (Eskandarian 80)
Moreno

5/29 @ New England
W 1-0 | DCU 3-4-3
Perkins
Namoff (Stokes 46)
Petke
Prideaux
Namoff
Convey (Ara 92+)
Carroll
Stewart
Cerritos
Adu (Eskandarian 56)
NE: [OG 5]

6/3 @ Chicago
L 0-3 | DCU 3-5-3
Perkins
Prideaux
Petke
Stokes
Convey
Carroll
Kovalenko
Stewart
Olson (Ara 76)
Adu (Gros 57)
Cerritos

6/12 v. Colorado
D 0-0 | DCU 3-5-4
Perkins
Petke
Nelsen (Stokes 46)
Prideaux
Gros
Kovalenko
Carroll
Stewart
Olson
Moreno
Cerritos (Adu 64)

6/19 v. Columbus
W 3-1 | DCU 4-5-4
Perkins
Prideaux
Petke
Namoff
Gros
Carroll [A 6]
Kovalenko [A 33] (Ara 83)
Olson
Moreno [G 6, A 33]
Eskandarian [G 33, 45]
(Adu 69)
Cerritos [A 6]

6/26 @ Dallas
D 1-1 | DCU 4-5-5
Perkins
Namoff
Petke
Hendrickson
Convey [A 58]
Kovalenko
Carroll
Stewart
Olson (Gros 56 [A 58])
Moreno (Adu 76)
Eskandarian [G 58]
(Ara 94+)

7/3 v. MetroStars
W 6-2 | DCU 5-5-5
Perkins
Petke (Hendrickson 57)
Nelsen [G 30]
Namoff
Kovalenko [A 41, 57]
Olson [G 92+]
Carroll
Stewart [G 57] (Gros 65)
Convey [A 30] (Adu 82)
Moreno [G 37, A 41, 69]
Eskandarian [G 41, 69]

7/10 @ Kansas City
L 0-1 | DCU 5-6-5
Perkins
Petke
Nelsen
Namoff (Ara 89)
Gros
Hendrickson (85)
Carroll
Stewart
Moreno
Eskandarian
Adu (Prideaux 71)

7/17 v. Los Angeles
D 1-1 | DCU 5-6-6
Perkins
Prideaux (Adu 71)
Nelsen [G 46+]
Petke
Gros
Hendrickson
Namoff
Carroll
Kovalenko [A 46+]
Moreno [A 46+]
Eskandarian

7/24 @ Dallas
L 1-5 | DCU 5-7-6
Perkins
Namoff
Petke (Thompson 30)
Hendrickson
Stokes
Gros
Ara
Carroll
Moreno
Kuffour (Cannon 55)
Adu
DAL: [OG 34]

8/7 @ San Jose
L 0-2 | DCU 5-8-6
Perkins
Namoff
Prideaux
Hendrickson
Gros
Kovalenko (Kuffour 83)
Carroll
Stewart
Olson
Moreno
Eskandarian (Adu 73)

8/11 v. Colorado
W 3-1 | DCU 6-8-6
Perkins
Prideaux
Petke
Hendrickson
Gros [A 35]
Olson (Carroll 48)
Kovalenko
Stewart [G 40]
Moreno (Stokes 88)
Adu [G 35]
Eskandarian [A 40] (Kuffour 74)
COL: [OG 64]

8/14 v. New England
D 2-2 | DCU 6-8-7
Perkins
Prideaux
Namoff
Hendrickson
Gros
Olson
Kovalenko [A 56]
Stewart
Olson [Carroll 81]
Moreno [G 39, 56]
Eskandarian (Petke 69)

8/21 @ Columbus
D 2-2 | DCU 6-8-8
Perkins
Prideaux
Namoff
Hendrickson (Petke 71)
Gros
Kovalenko [A 35]
Carroll
Stewart [A 35] (Gomez 71)
Adu
Moreno [PK 76]
Eskandarian [G 35]

8/28 @ New England
D 0-0 | DCU 6-8-9
Perkins
Prideaux
Petke (Stokes 83)
Namoff
Gros
Olson
Kovalenko
Stewart
Gomez (Carroll 62)
Moreno
Adu (Kuffour 93+)

9/4 @ Chicago
L 1-3 | DCU 6-9-9
Rimando
Namoff
Petke
Prideaux
Gros
Olson (Carroll 71)
Kovalenko
Stewart [G 58]
Gomez (Kuffour 79)
Moreno
Adu

9/11 v. Dallas
W 3-0 | DCU 7-9-9
Rimando
Namoff
Nelsen
Petke
Gros (Stokes 90)
Carroll
Kovalenko
Olson [A 46+] (Adu 71
[G 84])
Gomez (Prideaux 88)
Moreno [A 46+, 82, 84]
Eskandarian [G 46+, 82]

9/18 v. Chicago
W 3-1 | DCU 8-9-9
Rimando
Namoff
Nelsen
Petke
Gros (Stewart 70)
Carroll
Kovalenko [A 40]
Olson [G 40]
Gomez [G 8] (Adu 71)
Moreno [A 8, 20, 40]
Eskandarian [G 20, A 8]
(Prideaux 88)

9/25 @ Columbus
L 0-1 | DCU 8-10-9
Rimando
Petke
Nelsen [E 44]
Namoff
Gros
Kovalenko
Carroll
Olson (Adu 72)
Gomez (Hendrickson 49+)
Moreno (Stewart 25)
Eskandarian

10/2 @ MetroStars
W 1-0 | DCU 9-10-9
Rimando
Petke
Hendrickson
Gros
Carroll
Kovalenko [A 16]
Olson
Gomez (Quaranta 67)
Stewart (Prideaux 64)
Adu [G 16] (Stokes 96+)

10/9 v. New England
W 1-0 | DCU 10-10-9
Rimando
Petke
Nelsen
Namoff
Gros
Olson [A 32]
Carroll
Kovalenko [E 74]
Gomez [G 32] (Stewart 64)
Moreno (Prideaux 94+)
Eskandarian (Adu 86)

10/17 v. MetroStars
W 3-2 | DCU 11-10-9
Rimando
Petke [G 64]
Nelsen
Namoff [A 23]
Adu [A 29, 64] (Prideaux 70)
Carroll
Olson [A 23]
Stewart
Gomez [G 23, 29] (Hendrickson 87)
Moreno [A 29]
Eskandarian

2004 MLS CUP PLAYOFFS

10/23 @ MetroStars
W 2-0 | Leg 1
Rimando
Petke
Nelsen [A 67]
Namoff
Kovalenko
Olsen
Carroll
Stewart [G 67]
Gomez (Gros 71)
Moreno [A 88]
(Quaranta 90)
Eskandarian [G 88]

10/30 v. MetroStars
W 2-0 | Leg 2
Rimando
Petke
Nelsen
Namoff [G 89]
Kovalenko
Carroll
Olsen (Adu 79 [A 85])
Stewart (Hendrickson 68)
Gomez (Gros 46 [A 85])
Moreno [G 85]
Eskandarian

11/6 v. New England
W 3-3 (PK 4-3)
Eastern Conference Final
Rimando
Hendrickson
Petke
Namoff (Quaranta 106)
Gros
Carroll
Olsen [A 11]
Stewart [A 21, 67] (Prideaux 81)
Gomez [G 67] (Adu 69)
Moreno [G 21]
Eskandarian [G 11, A 67]

11/14 v. Kansas City
W 3-2 | MLS Cup final
Rimando
Petke
Nelsen
Namoff
Kovalenko [E 57]
Olsen
Carroll [A 19]
Stewart (Prideaux 82)
Gomez (Gros 59)
Eskandarian [G 19, 23]
(Adu 65)
Moreno
KC: [OG 26]

2004 U.S. OPEN CUP

7/21 @ Richmond Kickers
L 1-2 | Fourth Round
Rimando
Hendrickson
Namoff
Petke
Prideaux (Adu 46 [A 81])
Gros
Ara (Stokes 46)
Carroll
Kovalenko
Moreno (Kuffour 77 [G 81])
Eskandarian

2004 FRIENDLIES

6/23 @ Rochester Raging
Rhinos
W 2-0
Perkins (Rimando 46)
Namoff (Traeger 46)
Petke
Prideaux
Convey (Hendrickson 46)
Carroll
Kovalenko [A 70]
Stewart (Sutton 46)
Olsen (Ara 46)
Moreno [G 4] (Gros 46)
Eskandarian (Adu 46 [G 70])

7/14 v. Nottingham Forest
W 1-1 (PK 4-3)
Rimando
Hendrickson [G 9]
Prideaux
Stokes (Eskandarian 46)
Gros
Ara
Carroll (Olsen 46)
Stewart [A 9] (Namoff 46)
Kovalenko (Quaranta 66)
Moreno (Petke 46)
Adu

9/29 v. CD Municipal
W 6-0
Perkins [A 30]
Stokes [G 36, A 55]
Nelsen (Hendrickson 46)
Prideaux
Lawson [A 13] (Gomez 65 [PK 91+])
Ara [A 13]
Kovalenko [A 17] (Gros 46 [A 55])
Kuffour (Carroll 46)
Quintanilla [G 13, A 36] (Adu 46)
Thompson [G 17, A 30] (Stewart 65)
Quaranta [G 30, 55; A 17]
(Eskandarian 46)

2012 SCHEDULE AND RESULTS

DATE	OPPONENT	RES.	SCORE	ATT.	W-L-T	POS.	PTS	NOTES:
04/03/2004	San Jose	W	2-1	24,603	1-0-0	T1	3	DC: Moreno (12) Eskandarian (39); SJ: Ekelund (19)
04/10/2004	at Los Angeles	T	1-1	27,000	1-0-1	1	4	DC: Cerritos (68); LA: Ruiz (85)
04/17/2004	at MetroStars	L	2-3	31,419	1-1-1	2	4	DC: Olsen (26) Adu (75); MET: Taylor (50,63) Wolyniec (57)
04/24/2004	Chicago	L	0-1	21,235	1-2-1	3	4	CHI: Ralph (57)
05/01/2004	at San Jose	T	1-1	17,667	1-2-2	3	5	DC: Kovalenko (66); SJ: Dayak (33)
05/08/2004	Columbus	T	1-1	18,376	1-2-3	3	6	DC: Kovalenko (4); CLB: Paule (90)
05/15/2004	Kansas City	W	1-0	16,147	2-2-3	T2	9	DC: Moreno (75)
05/19/2004	Los Angeles	L	2-4	13,043	2-3-3	T2	9	DC: Cerritos (45) Adu (67); LA: Moreno (35,39,43) Ngwenya (44)
05/22/2004	at Colorado	L	1-2	31,443	2-4-3	3	9	DC: Gros (48); COL: Roberts (13) Peguero (51)
05/29/2004	at New England	W	1-0	19,314	3-4-3	2	12	DC: own goal (5)
06/05/2004	at Chicago	L	0-3	25,810	3-5-3	3	12	CHI: Ralph (15,55,69)
06/12/2004	Colorado	T	0-0	21,742	3-5-4	T3	13	-
06/19/2004	Columbus	W	3-1	17,176	4-5-4	T2	16	DC: Moreno (6) Eskandarian (33,45); CLB: Lagos (90)
06/23/2004	at Rochester &	W	2-0	14,426	-	-	-	DC: Moreno (4) Adu (70)
06/26/2004	at Dallas	T	1-1	13,833	4-5-5	T2	17	DC: Eskandarian (58); DAL: Kreis (37)
07/03/2004	MetroStars	W	6-2	16,177	5-5-5	1	20	DC: Nelsen (30) Moreno (37) Eskandarian (41,69) Stewart (57) Olsen (90); MET: Gaven (18) Taylor (63)
07/10/2004	at Kansas City	L	0-1	26,223	5-6-5	2	20	KC: Taylor (17)
07/14/2004	Nottingham Forest &	W	1-1(4-3)	13,333	-	-	-	DC: Hendrickson (9); NF: Reid (32)
07/17/2004	Los Angeles	T	1-1	17,671	5-6-6	2	21	DC: Nelsen (45); LA: Ruiz (66)
07/21/2004	Richmond	L	1-2	8,776	-	-	-	DC: Kuffour (81); RCH: Cephas (33,64)
07/24/2004	at Dallas	L	1-5	11,088	5-7-6	T2	21	DC: own goal (34); DAL: Jolley (10) Johnson (31,73) Davis (45,63)
08/07/2004	at San Jose	L	0-2	19,324	5-8-6	3	21	SJ: Mullin (17) De Rosario (62)
08/11/2004	Colorado	W	3-1	10,848	6-8-6	3	24	DC: Adu (55) Stewart (40) own goal (64); COL: Spencer (73)
08/14/2004	New England	T	2-2	13,298	6-8-7	3	25	DC: Moreno (33,56); NE: Ralston (38) Dorman (85)
08/21/2004	at Columbus	T	2-2	23,849	6-8-8	3	26	DC: Eskandarian (35) Moreno (76); CLB: Oughton (42) Paule (54)
08/28/2004	at New England	T	0-0	17,236	6-8-9	3	27	-
09/04/2004	at Chicago	L	1-3	34,444	6-9-9	4	27	DC: Stewart (58); CHI: own goal (29) Mapp (65) Gray (83)
09/11/2004	Dallas	W	3-0	13,024	7-9-9	3	30	DC: Eskandarian (45,82) Adu (84)
09/18/2004	Chicago	W	3-1	15,851	8-9-9	3	33	DC: Gomez (8) Eskandarian (20) Olsen (40); CHI: Williams (90)
09/25/2004	at Columbus	L	0-1	23,775	8-10-9	3	33	CLB: Sanneth (10)
09/29/2004	CD Municipal &	W	6-0	10,177	-	-	-	DC: Quintanilla (13) Thompson (17) Quaranta (30,55) Stokes (36) Gomez (PK 91+)
10/02/2004	at MetroStars	W	1-0	32,864	9-10-9	3	36	DC: Adu (16)
10/05/2004	New England	W	1-0	19,461	10-10-9	3	39	DC: Gomez (32)
10/17/2004	MetroStars	W	3-2	19,832	11-10-9	2	42	DC: Gomez (23,29) Petke (64); MET: Wolyniec (14) Clark (50)
10/23/2004	at MetroStars	W	2-0	11,161	-	-	-	DC: Stewart (67) Eskandarian (88)
10/30/2004	MetroStars	W	2-0	15,763	-	-	-	DC: Moreno (85) Nemoff (89)
11/06/2004	New England	W	3-3(4-3)	21,201	-	-	-	DC: Eskandarian (11) Moreno (21) Gomez (67); NE: Twellman (17) Ralston (PK 44) Noonan (85)
11/14/2004	Kansas City	W	3-2	25,797	-	-	-	DC: Eskandarian (19,23) own goal (26); KC: Burciaga (6) Wolff (PK 58)

COMPETITION KEY

* CONCACAF Champions Cup	~ InterAmerican Cup
@ CONCACAF Champions League	\$ MLS Cup Playoffs
^ Copa Nissan Sudamericana	# SuperLiga
& Friendly	% U.S. Open Cup
+ FC Giants Cup	

2012 LEAGUE STANDINGS

EASTERN CONFERENCE

	GP	W	L	T	PTS	GF	GA	STREAKS	LAST 10
Columbus	30	12	5	13	49	40	32	Tied 2	5-0-5
D.C. United	30	11	10	9	42	43	42	Won 3	5-2-3
MetroStars	30	11	12	7	40	47	49	Lost 1	2-6-2
New England	30	8	13	9	33	42	43	Won 1	3-5-2
Chicago	30	8	13	9	33	36	44	Lost 2	3-5-2

WESTERN CONFERENCE

	GP	W	L	T	PTS	GF	GA	STREAKS	LAST 10
Kansas City	30	14	9	7	49	38	30	Won 1	5-3-2
Los Angeles	30	11	9	10	43	42	40	Lost 1	2-4-4
Colorado	30	10	9	11	41	29	32	Tied 2	4-3-3
San Jose	30	9	10	11	38	41	35	Tied 4	2-3-5
Dallas	30	10	14	6	36	34	45	Tied 1	3-6-1

2004 MLS STATISTICS (11-10-9, 42 PTS)

UNF	POS	PLAYER	GP	GS	MIN	G	A	SHT	SOG	BLK	FC	FS	OFF	CK	C	E
11	F	Alecko Eskandarian	24	19	1627	10	2	58	32	0	34	36	14	19	8	0
99	F	Jaime Moreno	27	27	2279	7	14	39	25	0	26	51	11	0	2	0
9	F	Freddy Adu	30	14	1440	5	3	33	16	0	31	50	9	36	4	0
13	M	Christian Gomez	9	8	582	4	0	2	7	0	15	8	3	15	1	0
14	M	Ben Olsen	25	25	2046	3	4	41	26	0	58	58	8	16	7	0
8	M	Earnie Stewart	26	23	2093	3	4	33	16	0	28	13	6	59	5	0
20	F	Ronald Cerritos	10	6	545	2	1	20	9	0	8	7	6	0	1	0
21	F	Dema Kovalenko	25	25	2163	2	10	37	20	1	46	33	5	5	6	2
7	M	Ryan Nelsen	17	17	1417	2	0	7	4	1	24	4	0	0	2	1
17	M	Joshua Gros	29	21	2087	1	4	30	17	0	46	29	0	1	6	0
12	D	Mike Petke	26	23	2027	1	0	7	3	0	40	15	0	0	6	0
6	M	Kevin Ara	6	1	114	0	0	0	0	0	3	3	0	0	1	0
3	D	G.R. Cannon	1	0	35	0	0	0	0	0	3	0	0	0	0	0
16	M	Brian Carroll	30	26	2438	0	1	12	3	0	42	11	0	6	4	0
15	M	Bobby Convey	10	10	823	0	3	16	4	0	15	18	6	23	2	0
5	D	Ezra Hendrickson	12	8	787	0	0	6	3	2	12	7	0	0	2	0
24	M	Nana Kuffour	5	1	90	0	0	1	0	0	2	3	0	0	0	0
26	M	Bryan Namoff	27	27	2384	0	2	4	1	2	62	28	0	0	5	0
4	D	Brandon Prideaux	23	16	1458	0	0	1	0	1	32	17	0	0	1	0
25	F	Santino Quaranta	1	0	23	0	0	1	0	0	2	0	0	0	1	0
2	D	David Stokes	11	3	410	0	0	7	1	0	10	7	0	0	1	0
3	F	Jason Thompson	1	0	60	0	0	0	0	0	2	0	0	0	0	0
TEAM TOTALS			30	30	2700	43	48	365	187	7	542	410	68	180	66	3
OPPONENT TOTALS			30	30	2700	42	43	327	131	1	423	532	--	133	45	4

GAME-WINNING GOALS: Alecko Eskandarian 5, Freddy Adu 1, Christian Gomez 1, Jaime Moreno 1, Mike Petke 1, Earnie Stewart 1

GAME-WINNING ASSISTS: Jaime Moreno 5, Dema Kovalenko 4, Ben Olsen 2, Freddy Adu 1, Alecko Eskandarian 1

PENALTY KICK GOALS/ATTEMPTS: Jaime Moreno 1/2

D.C. UNITED INDIVIDUAL GOALKEEPING

UNF	POS	PLAYER	GP	GS	MIN	SOG	SV	C/P	GA	GAA	PG	PA	W	L	T	SO
2	GK	Troy Perkins	16	16	1440	81	52	53	26	1.62	1	2	4	6	6	3
18	GK	Nick Rimando	13	13	1170	40	26	36	13	1.00	3	3	7	3	3	4
1	GK	Doug Warren	1	1	90	10	6	0	3	3.00	0	0	0	1	0	0
TEAM TOTALS			30	30	2610	141	84	89	42	1.40	1	2	11	10	9	7
OPPONENT TOTALS			30	30	2700	--	146	96	43	1.43	4	5	10	11	9	7

2004 POSTSEASON STATISTICS

UNF	POS	PLAYER	GP	GS	MIN	G	A	SHT	SOG	BLK	FS	OFF	CK	C	E
11	F	Alecko Eskandarian	4	4	365	4	1	15	8	1	9	8	8	1	0
99	F	Jaime Moreno	4	4	389	2	1	5	2	0	10	14	0	0	0
8	M	Earnie Stewart	4	4	321	1	2	1	1	0	4	2	2	1	0
13	M	Christian Gomez	4	4	244	1	0	9	5	0	6	3	6	0	0
26	D	Bryan Namoff	4	4	376	1	0	1	1	0	10	1	0	3	0
9	F	Freddy Adu	3	0	87	0	1	2	2	0	3	2	3	1	0
16	M	Brian Carroll	4	4	390	0	1	0	0	0	4	2	0	0	0
17	M	Joshua Gros	4	1	215	0	1	0	0	0	7	5	0	1	0
7	D	Ryan Nelsen	3	3	270	0	1	1	1	0	3	5	0	2	0
14	M	Ben Olsen	4	4	379	0	1	4	2	0	10	9	3	3	0
5	D	Ezra Hendrickson	2	1	142	0	0	0	0	0	0	1	0	0	0
21	M	Dema Kovalenko	3	3	237	0	0	7	2	1	7	3	0	2	1
12	D	Mike Petke	4	4	390	0	0	1	0	0	6	1	0	0	0
4	D	Brandon Prideaux	2	0	47	0	0	0	0	0	2	0	0	0	0
25	F	Santino Quaranta	2	0	15	0	0	0	0	0	0	0	0	0	0
TEAM TOTALS			4	4	390	10	9	46	24	2	81	59	22	14	1
OPPONENT TOTALS			4	4	390	5	2	52	29	0	62	76	18	9	0

GAME-WINNING GOALS: Jaime Moreno 1, Earnie Stewart 1

GAME-WINNING ASSISTS: Freddy Adu 1, Joshua Gros 1, Ryan Nelsen 1

D.C. UNITED INDIVIDUAL GOALKEEPING

#	GOALKEEPER	GP	GS	MIN	SHTS	SV	C/P	GA	GAA	PG	PA	W	L	T
18	Nick Rimando	4	4	390	2	22	10	5	1.25	2	2	4	0	0
TEAM TOTALS		4	4	390	2	22	10	5	1.25	0	4	0	0	0
OPPONENT TOTALS		4	4	390	0	15	7	10	2.50	2	2	0	4	0

2003 MLS LINEUPS

4/12 @ Kansas City
L 2-3 | DCU 0-1-0
Rimando
Namoff
Petke [G 36]
Nelsen
Convey [A 46+]
Kovalenko
Alegria
Etcheverry [A 46+]
Olsen
Stewart
Quaranta [G 46+] (Curtis 84)

4/19 v. Chicago
D 0-0 | DCU 0-1-1
Rimando
Petke
Nelsen
Prideaux
Convey
Stewart
Kovalenko
Olsen
Etcheverry
Quaranta
(Eskandarian 66/Alegria 82)
Quintanilla (Curtis 90)

4/26 @ Colorado
D 1-1 (2OT) | DCU 0-1-2
Rimando
Petke
Nelsen
Prideaux
Convey
Alegria (Namoff 77)
Kovalenko
Etcheverry [G 7]
(Quintanilla 84)
Olsen [A 7]
Stewart
Quaranta [A 7]
(Stoitchkov 67)

5/3 v. Dallas
D 0-0 (2OT) | DCU 0-1-3
Rimando
Prideaux
Nelsen
Namoff
Convey
Alegria (Stoitchkov 64)
Olsen
Kovalenko
Etcheverry
Quaranta
Stewart (Eskandarian 79)

5/10 @ MetroStars
L 0-1 | DCU 0-2-3
Rimando
Prideaux
Petke
Nelsen
Olsen (Curtis 89)
Namoff
Alegria (Namoff 80)
Quaranta
Etcheverry
Eskandarian (Stoitchkov 60)
Stewart

5/17 v. Kansas City
D 1-1 (2OT) | DCU 0-2-4
Rimando
Prideaux
Petke
Ivanov
Convey (Stoitchkov 87)
Nelsen
Kovalenko
Olsen
Etcheverry (PK 31)
Stewart
Eskandarian (Curtis 90)

5/31 @ Dallas
L 2-3 | DCU 0-3-4
Rimando
Prideaux
Petke
Ivanov
Convey [G 51, 89]
Alegria (Stoitchkov 72
[A 89])
Kovalenko
Stewart
Eskandarian [A 51]
Quintanilla [A 89]

6/7 v. Chicago
W 2-0 | DCU 1-3-4
Rimando
Prideaux
Petke
Ivanov
Convey
Nelsen
Kovalenko [G 45]
Olsen [A 45] (Alegria 75)
Etcheverry (PK 37)
Quintanilla (Eskandarian 62)
Curtis [A 45]

6/11 @ Colorado
D 0-0 (2OT) | DCU 1-3-5
Rimando
Ivanov
Prideaux
Petke
Namoff
Alegria
Olsen
Curtis (Stoitchkov 73)
Etcheverry
Quintanilla (Eskandarian 82)
Kovalenko

6/14 v. Columbus
W 3-0 | DCU 2-3-5
Rimando
Prideaux
Petke [G 43]
Ivanov
Namoff
Kovalenko
Alegria
Olsen [A 79, 85]
Etcheverry [A 43, 79]
Stoitchkov
(Eskandarian 69 [G 79, 85])
Curtis [A 79]
(Quaranta 85 [A 85])

6/21 v. New England
D 1-1 (2OT) | DCU 2-3-6
Rimando
Prideaux
Petke
Ivanov [A 31]
Kovalenko (Quintanilla 86)
Namoff
Etcheverry [A 31]
Alegria
Olsen
Stoitchkov [G 31]
(Eskandarian 70)
Curtis (Quaranta 77)

6/28 @ Columbus
L 0-3 | DCU 2-4-6
Rimando
Ivanov
Petke
Nelsen
Convey
Stewart
Etcheverry
Kovalenko (Barclay 63)
Olsen
Stoitchkov (Prideaux 45)
Curtis (Eskandarian 82)

7/2 @ Dallas
W 3-1 | DCU 3-4-6
Rimando
Ivanov
Prideaux
Petke
Nelsen
Namoff
Alegria (Eskandarian 65)
Kovalenko [G 78]
Nelsen [G 29]
Olsen [A 78]
Stewart
Curtis [A 29, 78]
(Stoitchkov 79 [G 88])

7/5 v. MetroStars
L 2-3 (2OT) | DCU 3-5-6
Rimando
Ivanov
Petke
Namoff
Kovalenko [G 43]
Nelsen
Etcheverry (PK 10)
Olsen [A 43] (Barclay 73)
Stoitchkov [A 43]
(Quaranta 66)
Curtis (Eskandarian 81)

7/12 @ Chicago
W 2-1 | DCU 4-5-6
Rimando
Ivanov [G 9]
Prideaux
Petke
Namoff
Olsen [G 45]
Nelsen
Kovalenko [E 91+]
Quaranta [A 45]
Stoitchkov [A 9, 45]
Curtis (Eskandarian 86)

7/19 v. San Jose
L 1-2 | DCU 4-6-6
Rimando
Namoff
Prideaux
Petke
Ivanov
Barclay (Etcheverry 60)
Nelsen
Olsen
Quaranta (Quintanilla 74)
Stoitchkov [A 13]
Curtis [G 13]
(Eskandarian 82)

7/27 @ New England
W 4-2 | DCU 5-6-6
Rimando
Namoff (Quintanilla 70 [G 83,
PK 91+, A 93+])
Petke
Prideaux
Ivanov (Etcheverry 46 [A 83])
Olsen
Kovalenko [G 93+]
Quaranta
Stoitchkov (Eskandarian 46
[G 93+, A 93+])
Curtis [A 83]

8/9 v. New England
W 1-0 | DCU 6-6-6
Rimando
Namoff
Nelsen
Ivanov (Quintanilla 65)
Prideaux
Prideaux
Convey [E 52]
Kovalenko [G 92+]
Olsen
Etcheverry
Stewart (Stoitchkov 77)
Curtis (Eskandarian 65)

8/13 v. Colorado
W 1-0 | DCU 7-6-6
Rimando
Namoff
Petke (Ivanov 81)
Prideaux
Olsen [A 31]
Nelsen
Kovalenko
Quintanilla [G 31]
Etcheverry [A 31]
(Stoitchkov 76)
Stewart
Eskandarian (Curtis 64)

8/16 @ Chicago
L 1-3 | DCU 7-7-6
Rimando
Ivanov
Prideaux
Nelsen
Namoff
Alegria (Etcheverry 45)
Kovalenko
Olsen
Stewart
Stoitchkov [PK 8]
(Eskandarian 66)
Curtis

8/24 @ San Jose
L 0-1 | DCU 7-8-6
Rimando
Namoff
Prideaux
Nelsen
Ivanov
Alegria
Kovalenko
Olsen (Pereira 86)
Stewart
Cerritos
Eskandarian (Etcheverry 77)

9/6 v. Los Angeles
W 2-1 | DCU 8-8-6
Rimando
Prideaux
Petke
Nelsen
Petke
Ivanov
Olsen [G 29] (Convey 63)
Kovalenko [G 3]
Quintanilla [A 3]
Etcheverry (Eskandarian 84)
Stewart [A 29]
Cerritos

9/13 v. San Jose
W 2-1 | DCU 9-8-6
Rimando
Ivanov
Petke
Nelsen
Prideaux
Quintanilla
Kovalenko
Olsen [G 81]
Quintanilla [A 9]
(Convey 51)
Cerritos [A 9]
Stewart [G 9]

9/20 @ Los Angeles
L 0-1 (2OT) | DCU 9-9-6
Rimando
Ivanov
Petke
Nelsen
Prideaux
Etcheverry (Convey 62)
Quintanilla (Namoff 77)
Kovalenko
Olsen (Eskandarian 75)
Cerritos
Stewart

9/25 @ MetroStars
W 2-0 | DCU 10-9-6
Rimando (Warren 78)
Ivanov
Prideaux
Petke
Namoff
Prideaux
Convey
Kovalenko
Stewart [G 67]
Etcheverry
Cerritos [G 67] (Alegria 89)
Martins (Eskandarian 74)

9/28 v. MetroStars
D 1-1 (2OT) | DCU 10-9-7
Warren
Ivanov
Petke
Nelsen
Prideaux
Convey
Kovalenko
Olsen (Quintanilla 6)
Etcheverry (PK 64)
(Namoff 84)
Stewart
Cerritos (Martins 78)

10/4 @ Columbus
D 1-1 (2OT) | DCU 10-9-8
Baumstark
Namoff
Nelsen
Prideaux
Convey
Stewart
Alegria (Stoitchkov 70)
Quintanilla [A 3]
Etcheverry (PK 59)
Martins
Cerritos (Ivanov 87)

10/11 @ New England
L 0-1 | DCU 10-10-8
Warren
Prideaux
Petke
Namoff
Convey
Kovalenko
Stewart
Quintanilla
Etcheverry
Martins (Stoitchkov 81)
Cerritos

10/19 v. Columbus
L 2-3 (2OT) | DCU 10-11-8
Warren
Prideaux
Petke [G 96+]
Nelsen
Ivanov
Kovalenko
Quintanilla
(Alegria 85 [A 96+])
Convey
Cerritos
Martins
(Eskandarian 82 [E 93])
Stoitchkov (PK 37)
(Namoff 69)

10/25 v. Kansas City
D 1-1 (2OT) | DCU 10-11-9
Warren
Prideaux
Petke
Nelsen
Ivanov
Convey [A 57]
Namoff [A 57]
Etcheverry
Quintanilla (Stoitchkov
46 [G 57])
Stewart (Quaranta 84)
Cerritos

2003 MLS CUP PLAYOFFS

11/1 v. Chicago
L 0-2 | Leg 1

Warren

Prideaux

Petke

Nelsen

Namoff

Convey

Kovalenko

Stewart

Etcheverry (Quintanilla 57)

Stoitchkov (Quaranta 69)

Cerritos (Martins 81)

11/9 @ Chicago

L 0-2 | Leg 2

Warren

Ivanov

Petke

Nelsen

Prideaux (Stoitchkov 58)

Convey

Kovalenko

Quintanilla (E 79)

Etcheverry

Quaranta (Cerritos 60)

Stewart

2003 U.S. OPEN CUP

7/17 v. Pittsburgh Riverhounds

Germanatown, MD

W 2-1 | Third Round

Warren

Prideaux

Petke (G 33) (Namoff 69)

Stokes

Barclay

Quintanilla (A 33, 44)

(Stoitchkov 79)

Nelsen

Kovalenko (G 44)

Carroll

Quaranta

Eskandarian

8/6 @ Virginia Beach Mariners

Germanatown, MD

W 1-0 (OT) | Fourth Round

Warren

Namoff (A 97)

Petke

Prideaux

Stokes

Olsen (Curtis 76)

Alegria (Nelsen 68)

Carroll (Kovalenko 61)

Eskandarian

Stewart

Quintanilla

(Stoitchkov 61 (G 97))

8/27 @ Wilmington

Hammerheads

W 1-0 | Quarterfinals

Warren

Ivanov

Nelsen

Prideaux

Stokes

Alegria (Namoff 65)

Kovalenko

Carroll (Olsen 46)

Eskandarian (A 30)

Stewart

Cerritos (G 30)

10/1 @ MetroStars

Piscataway, NJ

L 2-3 | Semifinals

Warren (E 58)

Ivanov (G 18) (Geddes 61)

Petke

Nelsen

Prideaux

Convey

Kovalenko

Quintanilla (Namoff 79)

Eskandarian (Alegria 46

(Stoitchkov 70 (A 76))

Stewart (A 18)

Cerritos (G 76)

2003 FRIENDLIES

5/14 v. Tottenham Hotspur

W 1-0

Rimando

Olsen (Alegria 63)

Petke

Nelsen

Ivanov (Prideaux 63)

Convey (Quintanilla 70)

Etcheverry

Kovalenko

Harkes (Namoff 79)

Stoitchkov (Curtis 67)

Quaranta (Stewart 46)

TOT: (OG 30)

7/23 v. Blackburn Rovers

W 1-1 (PK 6-5)

Rimando (Warren 46)

Namoff (Petke 72)

Prideaux

Ivanov

Stokes

Kovalenko

Nelsen (Carroll 46 (G 85))

Quaranta (Curtis 81 (A 85))

Stoitchkov (Olsen 53)

Etcheverry

Eskandarian (Quintanilla 65)

8/30 v. El Salvador

W 3-1

Rimando (Geddes 52)

Namoff (Eskandarian 63)

Prideaux (Petke 75)

Ivanov

Stokes

Stewart (G 24, 50)

Kovalenko (A 50) (Alegria 73)

Olsen

Cerritos (A 24) (Parea 84)

Etcheverry (G 39)

Quintanilla (A 39)

(Carroll 83)

2003 SCHEDULE AND RESULTS

DATE	OPPONENT	RES.	SCORE	ATT.	W-L-T	POS.	PTS	NOTES:
04/12/2003	at Kansas City	L	2-3(OT)	22,403	0-1-0	T2	0	DC: Petke (36) Quaranta (45); KC: Preki (3) Klein (61) Brown (92)
04/19/2003	Chicago	T	0-0(OT)	17,321	0-1-1	T3	1	-
04/26/2003	at Colorado	T	1-1(OT)	21,518	0-1-2	5	2	DC: Etcheverry (7); COL: Spencer (24)
05/03/2003	Dallas	T	0-0(OT)	12,758	0-1-3	5	3	-
05/10/2003	at MetroStars	L	0-1	17,934	0-2-3	5	3	MET: Mathis (42)
05/14/2003	Tottenham Hotspur & W	L	1-0	14,028	-	-	-	DC: own goal (30)
05/17/2003	Kansas City	T	1-1(OT)	21,859	0-2-4	5	4	DC: Etcheverry (31); KC: Preki (6)
05/21/2003	at Dallas	L	2-3	7,617	0-3-4	5	4	DC: Convey (51,89); DAL: Kreis (16) Gbandi (41) Cerritos (75)
06/07/2003	Chicago	W	2-0	11,807	1-3-4	5	7	DC: Etcheverry (37) Kovalenko (45)
06/11/2003	at Colorado	T	0-0(OT)	7,614	1-3-5	5	8	-
06/14/2003	Columbus	W	3-0	13,907	2-3-5	5	11	DC: Petke (43) Eskandarian (79,85)
06/21/2003	New England	T	1-1(OT)	11,022	2-3-6	5	12	DC: Stoitichkov (31); NE: Kamlar (24)
06/28/2003	at Columbus	L	0-3	16,489	2-4-6	5	12	CLB: West (8) McBride (25) Walsh (60)
07/02/2003	at Dallas	W	3-1	6,075	3-4-6	5	15	DC: Nelsen (28) Kovalenko (78) Stoitichkov (88); DAL: Kreis (74)
07/05/2003	MetroStars	L	2-3(OT)	13,715	3-5-6	5	15	DC: Etcheverry (10) Kovalenko (43); MET: Moreno (20) Clark (26) Gaven (99)
07/12/2003	at Chicago	W	2-1	13,345	4-5-6	5	18	DC: Ivanov (9) Olsen (45); CHI: Marsch (6)
07/17/2003	Pittsburgh %	W	2-1	3,073	-	-	-	DC: Petke (33) Kovalenko (44); PIT: Martins (74)
07/19/2003	San Jose	L	1-2	21,892	4-6-6	5	18	DC: Curtis (13); S.J.: Roner (38) Lagos (54)
07/23/2003	Blackburn Rovers & W	W	1-1(6-5)	9,452	-	-	-	DC: B. Carroll (85); BRFC: A. Cole (30)
07/27/2003	at New England	W	4-2	30,912	5-6-6	4	21	DC: Quintanilla (63,90) Kovalenko (90) Eskandarian (90); NE: Twellman (26,31)
08/06/2003	Virginia Beach %	W	1-0	2,870	-	-	-	DC: Stoitichkov (87,4)
08/09/2003	New England	W	1-0	14,374	6-6-6	3	24	DC: Kovalenko (90)
08/13/2003	Colorado	W	1-0	10,556	7-6-6	3	27	DC: Quintanilla (31)
08/16/2003	at Chicago	L	1-3	12,642	7-7-6	3	27	DC: Stoitichkov (8); CHI: Razov (45) Marsch (61) Beasley (74)
08/24/2003	at San Jose	L	0-1	13,107	7-8-6	3	27	S.J.: Corrales (80)
08/27/2003	at Wilmington	W	1-0	5,028	-	-	-	DC: Cerritos (30)
08/30/2003	El Salvador &	W	3-1	23,289	-	-	-	DC: Stewart (24,50) Etcheverry (39); SAL: Pacheco (6)
09/06/2003	Los Angeles	W	2-1	21,077	8-8-6	3	30	DC: Kovalenko (3) Olsen (29); LA: Serna (51)
09/13/2003	San Jose	W	2-1	15,502	9-8-6	3	33	DC: Stewart (9) Olsen (81); S.J.: Walker (80)
09/20/2003	at Los Angeles	L	0-1(OT)	23,140	9-9-6	3	33	LA: Ruiz (99)
09/25/2003	at MetroStars	W	2-0	8,077	10-9-6	3	36	DC: Olsen (12) Cerritos (67)
09/28/2003	MetroStars	T	1-1(OT)	13,521	10-9-7	3	37	DC: Etcheverry (64); MET: Magee (90)
10/01/2003	at MetroStars %	L	2-3	3,791	-	-	-	DC: Ivanov (18) Cerritos (76); MET: Guevara (20,43) Wolyniec (88)
10/04/2003	at Columbus	T	1-1(OT)	17,895	10-9-8	T2	38	DC: Etcheverry (59); CLB: Paule (19)
10/11/2003	at New England	L	0-1(OT)	12,006	10-10-8	4	38	NE: Ralston (92)
10/19/2003	Columbus	L	2-3(OT)	14,368	10-11-8	4	38	DC: Stoitichkov (37) Petke (90); CLB: West (26) McBride (90,100)
10/25/2003	Kansas City	T	1-1(OT)	19,797	10-11-9	4	39	DC: Stoitichkov (57); KC: Preki (17)
11/01/2003	Chicago \$	L	0-2	15,202	-	-	-	CHI: Williams (4) Razov (94+)
11/09/2003	Chicago \$	L	0-2	15,312	-	-	-	CHI: Ralph (17) Razov (55)

COMPETITION KEY

* CONCACAF Champions Cup	~ InterAmerican Cup
@ CONCACAF Champions League	\$ MLS Cup Playoffs
^ Copa Nissan Sudamericana	# SuperLiga
& Friendly	% U.S. Open Cup
+ FC Giants Cup	

2003 LEAGUE STANDINGS

EASTERN CONFERENCE

	GP	W	L	T	PTS	GF	GA	STREAKS	LAST 10
Chicago	30	15	7	8	53	53	43	Lost 1	5-3-2
New England	30	12	9	9	45	55	47	Won 5	7-2-1
MetroStars	30	11	10	9	42	40	40	Lost 2	3-5-2
D.C. United	30	10	11	9	39	38	36	Tied 1	3-4-3
Columbus	30	10	12	8	38	44	44	Won 2	5-3-2

WESTERN CONFERENCE

	GP	W	L	T	PTS	GF	GA	STREAKS	LAST 10
San Jose	30	14	7	9	51	45	35	Tied 1	4-4-2
Kansas City	30	11	10	9	42	48	44	Tied 1	4-4-2
Colorado	30	11	12	7	40	40	45	Lost 2	3-3-4
Los Angeles	30	9	12	9	36	35	35	Tied 1	4-5-1
Dallas	30	6	19	5	23	35	64	Won 1	2-7-1

2003 MLS STATISTICS (10-11-9, 39 PTS)

#	POS	PLAYER	GP	GS	MIN	G	A	SHT	SOG	BLK	FC	FS	OFF	CK	C	E
10	MID	Marco Etcheverry	25	21	2006	6	7	27	13	0	30	52	4	97	6	0
14	MID	Ben Olsen	26	26	2239	4	7	131	13	0	47	80	6	5	1	0
8	FWD	Hristo Stoichkov	21	9	901	5	5	130	12	0	18	27	8	16	6	0
21	MID	Dema Kovalenko	26	26	2401	6	0	126	14	1	67	68	1	0	6	1
20	M/F	Eliseo Quintanilla	18	12	1179	3	3	23	13	0	27	24	5	3	3	0
11	FWD	Alecko Eskandarian	23	5	728	3	2	15	7	0	12	16	2	0	3	1
17	FWD	*Ali Curtis	17	12	1035	1	4	19	6	0	20	36	9	0	2	0
12	DEF	Mike Petke	25	25	2343	3	0	11	8	0	41	10	0	0	9	0
15	MID	Bobby Convey	19	16	1576	2	1	27	11	0	34	33	6	14	4	1
25	FWD	Santino Quaranta	12	8	738	1	3	14	8	0	9	14	4	1	0	0
9	FWD	Earnie Stewart	21	21	1923	1	2	24	8	0	22	12	9	35	3	0
27	FWD	*Ronald Cerritos	10	10	915	1	1	15	6	0	8	8	6	0	0	0
3	DEF	Galin Ivanov	24	22	2011	1	1	16	8	0	35	15	1	4	6	0
7	D/M	Ryan Nelsen	25	25	2314	1	0	30	12	1	39	18	0	0	5	1
13	MID	Jose Alegria	17	13	1093	0	1	12	5	0	31	21	0	0	4	0
26	DEF	Bryan Namoff	22	17	1665	0	1	3	1	0	28	20	1	0	3	0
19	F/M	Devin Barclay	3	1	113	0	0	0	0	0	5	3	2	0	1	0
28	GK	*Clint Baumstark	1	1	100	0	0	0	0	0	0	0	0	0	0	0
29	FWD	Thiago Martins	5	4	359	0	0	7	3	0	16	11	1	0	1	0
24	MID	*Trevor Perea	1	0	4	0	0	0	0	0	0	0	0	0	0	0
4	DEF	Brandon Prideaux	28	27	2586	0	0	1	0	1	39	37	2	0	6	0
18	GK	Nick Rimando	25	25	2318	0	0	0	0	0	1	3	0	0	0	0
1	GK	Doug Warren	5	4	404	0	0	0	0	0	1	0	0	0	0	0
TEAM TOTALS			30	30	2822	38	38	331	148	3	539	520	67	175	69	4
OPPONENT TOTALS			30	30	2822	36	31	370	165	3	520	512	61	144	53	5

GAME-WINNING GOALS: Ben Olsen 4, Dema Kovalenko 3, Eliseo Quintanilla 1, Mike Petke 1, Marco Etcheverry 1

GAME-WINNING ASSISTS: Ben Olsen 2, Marco Etcheverry 2, Hristo Stoichkov 1, Earnie Stewart 1, Santino Quaranta 1, Alecko Eskandarian 1, Ali Curtis 1

PENALTY KICK GOALS/ATTEMPTS: Marco Etcheverry 5/5, Hristo Stoichkov 2/2, Eliseo Quintanilla 1/1

D.C. UNITED INDIVIDUAL GOALKEEPING

UNF	POS	GOALKEEPER	GP	GS	MIN	SH	SV	GA	GAA	PG	PA	W	L	T	SO
28	GK	Clint Baumstark	25	25	2318	131	100	29	1.13	3	5	10	9	6	7
18	GK	Nick Rimando	5	4	404	33	26	6	1.34	2	2	0	2	2	0
1	GK	Doug Warren	5	4	404	33	26	6	1.34	2	2	0	2	2	0
TEAM TOTALS			30	30	2822	165	129	36	1.15	5	7	10	11	9	8
OPPONENT TOTALS			30	30	2822	148	110	38	1.21	8	8	11	10	9	8

2003 POSTSEASON STATISTICS

UNF	POS	PLAYER	GP	GS	MIN	G	A	SHT	SOG	BLK	FC	FS	OFF	CK	C	E
27	FWD	Ronald Cerritos	2	1	111	0	0	1	0	0	0	0	2	0	0	0
15	MID	Bobby Convey	2	2	180	0	0	1	0	0	3	5	1	1	0	0
10	MID	Marco Etcheverry	2	2	147	0	0	1	0	0	3	8	0	4	0	0
3	DEF	Galin Ivanov	1	1	90	0	0	0	0	0	1	0	0	0	0	0
21	MID	Dema Kovalenko	2	2	180	0	0	2	1	0	4	6	0	0	1	0
29	FWD	Thiago Martins	1	0	9	0	0	0	0	0	1	0	0	0	0	0
26	DEF	Bryan Namoff	1	1	90	0	0	0	0	0	5	1	0	0	1	0
7	D/M	Ryan Nelsen	2	2	180	0	0	2	2	0	7	1	0	0	0	0
12	DEF	Mike Petke	2	2	180	0	0	0	0	0	4	3	0	0	1	0
4	DEF	Brandon Prideaux	2	2	148	0	0	0	0	0	2	1	0	0	1	0
25	FWD	Santino Quaranta	2	1	81	0	0	2	0	0	2	5	1	0	0	0
20	M/F	Eliseo Quintanilla	2	1	112	0	0	0	0	0	7	5	0	0	1	1
9	FWD	Earnie Stewart	2	2	180	0	0	1	1	0	1	2	1	0	0	0
8	FWD	Hristo Stoichkov	2	1	101	0	0	1	1	0	2	2	3	0	2	0
1	GK	Doug Warren	2	2	180	0	0	0	0	0	0	0	0	0	0	0
TEAM TOTALS			2	2	180	0	0	11	5	0	42	39	8	5	7	1
OPPONENT TOTALS			2	2	180	4	6	31	12	0	40	42	4	10	7	0

D.C. UNITED INDIVIDUAL GOALKEEPING

UNF	POS	GOALKEEPER	GP	GS	MIN	SH	SV	GA	GAA	PG	PA	W	L	T	SO
1	GK	Doug Warren	2	2	180	12	4	4	2.00	0	0	0	2	0	0
TEAM TOTALS			2	2	180	12	4	4	2.00	0	0	0	2	0	0
OPPONENT TOTALS			2	2	180	5	3	0	0.00	0	0	2	0	0	2

* = Played with other teams in 2003. Only D.C. United statistics listed here.

2002 MLS LINEUPS

3/23 @ Los Angeles
L 1-2 | DCU 0-1-0

Rimando
McKinley
Prideaux
Pope
Reyes
Alavanja (Nelsen 55)
Convey [E 40]
Etcheverry [A 76]
Williams
Conth (Curtis 55 [G 76])
Quaranta [A 76] (Lisi 81)

3/30 v. Chicago
W 2-0 | DCU 1-1-0

Rimando
McKinley (Nelsen 58)
Pope
Prideaux
Reyes [A 46+]
Alavanja
Williams
Alavanja
Etcheverry [G 39] (Namoff 75)
Conth [G 46+] (Curtis 67)
Quaranta

4/3 @ Colorado
L 1-2 | DCU 1-2-0

Rimando
McKinley (Namoff 76)
Prideaux
Nelsen
Reyes
Convey
Williams
Alavanja
Alegria (Lisi 66)
Conth (Curtis 60)
Quaranta

4/6 @ Dallas
L 1-2 | DCU 1-3-0

Rimando
McKinley [A 61]
Prideaux
Pope
Reyes [E 88]
Convey
Williams
Alavanja (Lisi 87)
Etcheverry
Conth (Curtis 59 [A 61])
Quaranta [G 61]

4/20 v. Kansas City
W 2-1 | DCU 2-3-0

Rimando
McKinley [G 92]
Pope
Prideaux
Alavanja
Williams
Alegria (Lisi 45)
Convey [A 92]
Etcheverry
Conth (Curtis 45 [G 71])
Quaranta (Moreno 90+)

4/27 @ Columbus
L 0-1 | DCU 2-4-0

Rimando
McKinley [E 40]
Prideaux
Pope
Convey
Williams (Nelsen 77)
Lisi
Etcheverry
Curtis (Alavanja 58)
Quaranta

5/4 v. Chicago
L 0-3 | DCU 2-5-0

Rimando
Prideaux
Nelsen
Reyes
Convey
Williams
Lisi
Alavanja (Ziadie 63)
Alegria (Ludwig 76)
Quaranta
Moreno (Curtis 66)

5/12 v. Columbus
D 1-1 | DCU 2-5-1

Rimando
McKinley
Prideaux
Nelsen
Convey
Namoff (Villegas 45)
Williams
Alavanja (Perez 73)
Etcheverry
Moreno [A 47]
Quaranta [G 47] (Curtis 81)

5/18 v. MetroStars
W 4-2 | DCU 3-5-1

Rimando
McKinley (Perez 45)
Prideaux
Nelsen [A 16]
Alegria (Alavanja 74)
Williams [A 82]
Villegas [G 66]
Etcheverry [G 73]
Moreno [G 16, 82; A 73]
Quaranta [A 66, 82]
(Curtis 83)

6/8 v. New England
W 3-2 | DCU 4-5-1

Rimando
McKinley (Perez 54)
Nelsen [G 39, 64; A 44]
Prideaux
Reyes
Alegria (Convey 62)
Williams [A 64]
Villegas [A 64] (Alavanja 83)
Etcheverry [A 39]
Moreno
Quaranta [G 44, A 39]

6/15 @ Kansas City
L 0-2 | DCU 4-6-1

Rimando
McKinley (Alavanja 61)
Prideaux
Nelsen
Reyes
Villegas
Williams
Alegria (Perez 80)
Etcheverry
Convey
Curtis (Ludwig 74)

6/19 v. Colorado
W 2-0 | DCU 5-6-1

Rimando
McKinley (Perez 52)
Prideaux
Nelsen [G 17]
Reyes
Convey
Williams
Villegas (Namoff 85)
Etcheverry
Curtis (Lassiter 63)
Moreno [PK 72]

6/29 v. Los Angeles
W 1-0 | DCU 6-6-1

Rimando
McKinley [A 98]
Nelsen
Prideaux
Reyes
Convey [G 98]
Williams
Villegas
Etcheverry [A 98]
Quaranta (Lassiter 75)
Moreno

7/4 @ Kansas City
L 1-2 | DCU 6-7-1

Rimando
McKinley
Prideaux
Pope (Perez 69)
Reyes
Alavanja
Williams [A 55]
Convey (Alegria 45 [A 55])
Lassiter
Moreno (Curtis 21 [G 55])

7/6 @ New England
L 0-2 | DCU 6-8-1

Rimando
McKinley
Perez
Prideaux
Reyes
Williams (Namoff 80)
Alegria (Lassiter 63)
Etcheverry
Villegas (Alavanja 62 [E 91+])
Convey
Curtis

7/13 v. Columbus
L 1-3 | DCU 6-9-1

Rimando
McKinley (Lassiter 75)
Pope
Prideaux
Reyes
Convey [G 39] (Perez 89)
Williams
Villegas [A 39] (Etcheverry 67)
Alegria
Curtis
Moreno

7/20 @ Chicago
D 0-0 | DCU 6-9-2

Rimando
McKinley
Nelsen
Prideaux
Reyes
Convey
Williams
Alavanja (Namoff 53)
Villegas (Lassiter 85)
Etcheverry
Moreno (Curtis 74)

7/24 @ Columbus
L 0-1 | DCU 6-10-2

Rimando
Reyes
Nelsen
Prideaux
Namoff (Curtis 74)
Alavanja (Mapp 89)
Williams
Villegas
Convey
Moreno (Alegria 63)
Lassiter

7/27 v. New England
L 0-1 | DCU 6-11-2

Rimando
McKinley (Alegria 66)
Prideaux
Nelsen
Reyes
Williams
Convey
Etcheverry
Villegas
Lassiter (Olsen 45 (Pope 78))
Quintanilla

7/31 @ Chicago
D 0-0 | DCU 6-11-3

Rimando
Prideaux
Nelsen
Pope
McKinley
Williams
Convey
Namoff (Alavanja 45)
Etcheverry
Quintanilla (Olsen 68)
Curtis (Lassiter 45)

8/10 v. Kansas City
D 0-0 | DCU 6-11-4

Rimando
Reyes
Pope
Nelsen
Prideaux
Convey
Williams
McKinley (Villegas 89)
Etcheverry
Quintanilla (Curtis 81)
Moreno (Olsen 66)

8/17 @ San Jose
D 2-2 | DCU 6-11-5

Rimando
Prideaux
Nelsen
Pope [A 5]
Reyes
Convey
McKinley
Olsen (Mapp 89)
Etcheverry [A 5]
Quintanilla [G 5, 61]
Moreno

8/25 @ MetroStars
L 0-1 | DCU 6-12-5

Rimando
Prideaux
Pope
Nelsen
Reyes
Convey
McKinley (Alavanja 38)
Williams
Olsen [G 48]
Etcheverry
Quintanilla (Lassiter 61)

8/31 v. San Jose
W 4-2 | DCU 7-12-5

Rimando
McKinley
Nelsen [G 74, A 38]
Pope [G 84]
Reyes
Convey [G 38]
Williams
Olsen (Villegas 74 [G 86, A 74])
Etcheverry [A 84]
Moreno [A 38, 86]
(Prideaux 87)
Quintanilla (Zambrano 77)

9/7 @ New England
L 0-3 | DCU 7-13-5

Rimando
McKinley
Nelsen
Pope
Prideaux (Zambrano 74)
Williams
Convey
Etcheverry
Olsen
Moreno

9/12 @ MetroStars
W 1-0 | DCU 8-13-5

Rimando
Reyes
Pope
Prideaux
Convey
Williams
Villegas
Olsen
Etcheverry [G 46+]
Quintanilla (Namoff 89)
Zambrano (Lassiter 73)

9/14 v. MetroStars
W 2-1 | DCU 9-13-5

Rimando
Prideaux
Pope
Namoff
Convey [G 46+, A 87]
Alegria
Villegas [A 46+] (Mapp 74)
Olsen
Etcheverry [A 46+, 87]
Quintanilla (Lassiter 83)
Zambrano (Curtis 71 [G 87])

9/19 v. Dallas
L 3-4 | DCU 9-14-5

Rimando
Namoff
Pope
Reyes
Olsen [A 65]
Alegria (Williams 68)
Etcheverry [A 92+]
Olsen
Villegas [A 92+]
Zambrano [G 65]
(Moreno 67)
Quintanilla [A 48, 65]
Curtis 77 [G 92+])

2002 CONCACAF CHAMPIONS' CUP

3/6 @ CSD Comunicaciones 3/13 v. CSD Comunicaciones
 L 0-4 | First Leg W 2-1 | Second Leg
 Rimando
 McKinley
 Nelsen [E 35] Pope [G 89]
 Pope Prideaux
 Prideaux Reyes
 Lisi Convey
 Williams [E 31] Alavanja [Alegria 69]
 Alavanja Lisi [G 62]
 Alegria (Namoff 46) Etcheverry [A 62, 89]
 Conteh (Ziadie 46) Conteh (Curtis 62)
 Quaranta (Burke 69) Quaranta [A 62]

2002 FRIENDLIES

4/13 @ Richmond	6/23 v. Boca Juniors	10/17 @ Tottenham Hotspur	10/26 v. CD Aguila
W 1-0	D 0-0	W 1-0	W 4-0
McGinty	Rimando	Rimando	Rimando (McGinty 68)
Namoff	Reyes	Barrett [G 85]	Reyes
Nelsen	Nelsen	Agoos	Curtin [A 80]
Ziadie	Prideaux	Pope (McKinley 46)	McKinley (Kamler 52)
Convey (Mapp 46)	Villegas	Reyes	Convey [G 9]
Williams (Reyes 46)	Williams	Convey	Mapp (Alegria 39)
Alavanja (Quaranta 72)	Alavanja (Mapp 63)	Williams [A 85]	Olsen (Villegas 56 [A 61, 62])
Lisi [A 48]	Convey	Olsen (Villegas 78)	Williams
Alegria	Etcheverry	Etcheverry (Quintanilla 71)	Quintanilla [A 9, 61, 62]
Conteh [G 48]	Lassiter (Curtis 77)	Moreno [A 85]	Quaranta (Curtis 59)
Curtis [A 48]	Moreno	Quaranta (Curtis 83)	Moreno [G 61, 62; A 9] (Lassiter 68 [G 80])

2002 SCHEDULE AND RESULTS

DATE	OPPONENT	RES.	SCORE	ATT.	W-L-T	POS.	PTS	NOTES:
03/06/2002	at CSD Comun. *	L	0-4	-	-	-	-	COM: Nunez (45,80,86) Torlaccoff (70)
03/13/2002	CSD Comun. *	W	2-1	13,378	-	-	-	DC: Lisi (2) Pope (89); COM: Gomez (13)
03/23/2002	at Los Angeles	L	1-2(OT)	20,602	0-1-0	T3	0	DC: Curtis (76); LA: Ruiz (85,92)
03/30/2002	Chicago	W	2-0	15,033	1-1-0	T1	3	DC: Etcheverry (39) Conteh (48)
04/03/2002	at Colorado	L	0-2	48,476	1-2-0	T1	3	COL: Henderson (44,89)
04/06/2002	at Dallas	L	1-2	8,565	1-3-0	T2	3	DC: Quaranta (61); DAL: Kreis (63) Rodriguez (84)
04/13/2002	at Richmond &	W	1-0	5,176	-	-	-	DC: Conteh (48)
04/20/2002	Kansas City	W	2-1(OT)	12,759	2-3-0	T2	6	DC: Curtis (71) McKinley (92); KC: Preki (73)
04/27/2002	at Columbus	L	0-1	14,997	2-4-0	T3	6	CLB: Maisonneuve (15)
05/04/2002	Chicago	L	0-3	11,767	2-5-0	T3	6	CHI: Daniv (28) Nowak (44) Razov (59)
05/12/2002	Columbus	T	1-1(OT)	30,413	2-5-1	T3	7	DC: Quaranta (47); CLB: Washington (67)
05/18/2002	MetroStars	W	4-2	20,105	3-5-1	T1	10	DC: Moreno (16,82) Villegas (66) Etcheverry (73); MET: Faria (3) Lisi (62)
06/08/2002	New England	W	3-2	12,988	4-5-1	2	13	DC: Nelson (40,64) Quaranta (44); NE: Twellman (35,36)
06/15/2002	at Kansas City	L	0-2	9,721	4-6-1	T4	13	KC: Brown (34) Armstrong (51)
06/19/2002	Colorado	W	2-0	11,086	5-6-1	3	16	DC: Nelson (17) Moreno (72)
06/23/2002	Boca Juniors &	T	0-0	15,119	-	-	-	DC: Nelson (17) Moreno (72)
06/29/2002	Los Angeles	W	1-0(OT)	18,854	6-6-1	2	19	DC: Convey (98)
07/04/2002	at Kansas City	L	1-2	19,641	6-7-1	2	19	DC: Curtis (55); KC: (Fabbro (17) Talley (20)
07/06/2002	at New England	L	0-2	9,747	6-8-1	T2	19	KC: Kamler (3) Twellman (87)
07/13/2002	Columbus	L	1-3	13,665	6-9-1	T4	19	DC: Convey (39); CLB: McBride (27,40) Perez (50)
07/20/2002	at Chicago	T	0-0(OT)	14,432	6-9-2	4	20	-
07/24/2002	at Columbus	L	0-1	17,368	6-10-2	4	20	CLB: Washington (52)
07/27/2002	New England	L	0-1	24,240	6-11-2	5	20	NE: Heaps (16)
07/31/2002	at Chicago	T	0-0(OT)	10,444	6-11-3	5	21	-
08/10/2002	Kansas City	T	0-0(OT)	14,630	6-11-4	T4	22	-
08/17/2002	at San Jose	T	2-2(OT)	11,177	6-11-5	4	23	DC: Quintanilla (5,61); SJ: Ekelund (17,63)
08/25/2002	at MetroStars	L	0-1	20,447	6-12-5	5	23	MET: Mathis (92-1)
09/03/2002	San Jose	W	4-2	14,158	7-12-5	5	26	DC: Convey (38) Nelson (74) Pope (84) Villegas (86); SJ: Donovan (49,58)
09/07/2002	at New England	L	0-3	15,748	7-13-5	5	26	NE: Twellman (63,75,90)
09/12/2002	at MetroStars	W	1-0	14,585	8-13-5	5	29	DC: Etcheverry (46)
09/14/2002	MetroStars	W	2-1	17,677	9-13-5	5	32	DC: Convey (46) Curtis (87); MET: Faria (6)
09/19/2002	Dallas	L	3-4(OT)	13,889	9-14-5	5	32	DC: Convey (48) Zambrano (65) Curtis (92); DAL: Rodriguez (34) Martinez (74) Johnson (96)
10/17/2002	at Tottenham &	W	1-0	-	-	-	-	DC: W. Barrett (85)
10/26/2002	CD Aguila &	W	4-0	17,453	-	-	-	DC: Convey (9) Moreno (61,62) Lassiter (80)

COMPETITION KEY

* CONCACAF Champions Cup	~ InterAmerican Cup
@ CONCACAF Champions League	\$ MLS Cup Playoffs
^ Copa Nissan Sudamericana	# SuperLiga
& Friendly	% U.S. Open Cup
+ FC Giants Cup	

2002 LEAGUE STANDINGS

EASTERN CONFERENCE

	GP	W	L	T	PTS	GF	GA	STREAKS	LAST 10
New England	28	12	14	2	38	49	49	Won 3	6-3-1
Columbus	28	11	12	5	38	44	43	Lost 1	5-4-1
Chicago	28	11	13	4	37	43	38	Won 1	4-5-1
MetroStars	28	11	15	2	35	41	47	Lost 3	3-7-0
D.C. United	28	9	14	5	32	31	40	Lost 1	3-4-3

WESTERN CONFERENCE

	GP	W	L	T	PTS	GF	GA	STREAKS	LAST 10
Los Angeles	28	16	9	3	51	44	33	Won 4	8-2-0
San Jose	28	14	11	3	45	45	35	Lost 2	4-5-1
Dallas	28	12	9	7	43	44	43	Won 1	4-5-1
Colorado	28	13	11	4	43	43	48	Tied 1	5-2-3
Kansas City	28	9	10	9	36	37	45	Tied 1	3-5-2

2002 MLS STATISTICS (9-14-5, 32 PTS)

UNF	POS	PLAYER	GP	GS	MIN	G	A	SHT	SOG	BLK	FC	FS	CK	C	E
15	MID	Bobby Convey	26	25	2248	5	3	39	25	0	35	26	22	3	1
11	FWD	Ali Curtis	20	6	806	5	1	25	12	0	16	25	1	1	0
7	MID	Ryan Nelsen	20	17	1596	4	3	15	12	3	28	14	0	2	0
10	MID	Marco Etcheverry	24	23	2146	3	8	26	12	1	22	54	139	9	0
9	FWD	Jaime Moreno	16	14	1157	3	4	29	13	0	16	44	2	1	0
25	FWD	Santino Quaranta	11	11	949	3	4	24	11	0	24	24	0	6	0
14	MID	Petter Villegas*	18	14	1346	2	5	30	11	0	34	17	4	1	0
20	M/F	Eliseo Quintanilla	9	9	726	2	2	19	11	0	11	18	0	1	0
22	MID	Ivan McKinley	23	23	1786	1	2	20	7	0	38	16	0	7	1
23	DEF	Eddie Pope	17	16	1471	1	1	11	3	2	23	11	0	1	0
20	FWD	A. Thompson Conteh	5	5	286	1	0	9	4	0	10	2	0	1	0
20	FWD	Henry Zambrano	5	3	240	1	0	10	4	0	4	4	0	0	0
16	MID	Richie Williams	26	25	2307	0	3	8	6	2	57	31	0	8	0
5	DEF	Milton Reyes	24	24	2204	0	2	9	3	1	45	42	1	6	1
13	MID	Jose Alegria	14	11	900	0	1	19	11	1	23	14	7	5	0
14	MID	Ben Olsen	10	7	718	0	1	12	8	1	19	28	3	3	0
9	MID	Lazo Alavanja	17	10	1001	0	0	13	5	0	20	12	6	4	1
15	FWD	Roy Lassiter*	12	3	440	0	0	5	2	0	9	13	0	1	0
8	MID	Mark Lisi*	6	2	265	0	0	0	0	0	7	6	0	1	0
24	FWD	Dennis Ludwig	2	0	30	0	0	2	1	0	0	0	0	0	0
21	MID	Justin Mapp	3	0	28	0	0	0	0	0	0	0	0	0	0
26	MID	Bryan Namoff	11	5	442	0	0	1	0	0	12	9	0	1	0
2	DEF	Orlando Perez*	8	1	268	0	0	4	2	0	2	1	0	0	0
2	DEF	Brandon Prideaux	27	26	2389	0	0	3	1	1	36	26	0	6	0
18	GK	Nick Rimando	28	28	2588	0	0	0	0	0	5	0	1	0	0
19	DEF	Craig Ziadie*	1	0	27	0	0	1	0	0	1	0	0	0	0
TEAM TOTALS			28	28	2588	31	40	334	164	12	492	463	185	69	4
OPPONENT TOTALS			28	28	2588	39	50	358	180	12	461	486	143	63	2

GAME-WINNING GOALS: Marco Etcheverry 3, Ryan Nelsen 2, Eddie Pope 1, Ivan McKinley 1, Ali Curtis 1, Bobby Convey 1

GAME-WINNING ASSISTS: Marco Etcheverry 3, Bobby Convey 2, Richie Williams 1, Petter Villegas 1, Jaime Moreno 1, Ivan McKinley 1

PENALTY KICK GOALS/ATTEMPTS: Jaime Moreno 1/3, Marco Etcheverry 0/1

D.C. UNITED INDIVIDUAL GOALKEEPING

UNF	POS	GOALKEEPER	GP	GS	MIN	SH	SV	C/P	GA	GAA	PG	PA	W	L	T	SO
18	GK	Nick Rimando	28	28	2588	183	131	85	40	1.39	5	6	9	14	5	7
TEAM TOTALS			28	28	2588	183	143	85	40	1.39	5	6	9	14	5	7
OPPONENT TOTALS			28	28	2588	163	132	94	31	1.08	1	4	14	9	5	12

* = Played with other teams in 2002. Only D.C. United statistics listed here.

2001 MLS LINEUPS

4/7 v. Kansas City
W 3-2 | DCU 1-0-0
Simpson
Ziadie
Talley
Watson [A 33]
Denton [A 88]
Kamler (Conteh 78)
Nelsen
Convey [G 33] (Lisi 80
[G 88])
Etcheverry [A 88]
Albright
Diaz Arce [PK 65, A 33]

4/14 @ Chicago
L 0-2 | DCU 1-1-0
Ammann
Ziadie (J. Cooks 81)
Talley
Watson
Denton (Conteh 68)
Kamler (Lisi 68)
Nelsen
Convey
Etcheverry [E 91+]
Albright
Diaz Arce

4/21 v. New England
W 2-1 | DCU 2-1-0
Ammann
Ziadie [A 61]
Talley
Watson [A 61]
Denton
Kamler (Lisi 73)
Nelsen
Convey [A 9]
Kamler [A 9]
Albright (Moreno 64)
Conteh [G 9, 61]

5/5 @ MetroStars
L 2-3 | DCU 2-2-0
Ammann
Ziadie
Talley
Pope
Denton
Lisi [A 52] (Watson 86)
Nelsen
Convey
Etcheverry [A 52]
Moreno [PK 33, G 52]
Albright (63)
Conteh (Kamler 73)

5/9 v. New England
W 3-0 | DCU 3-2-0
Ammann
Ziadie
Talley [G 40]
Pope [A 34]
Denton [A 5]
Lisi [A 5, 44, 48] (Quaranta 74)
Nelsen
Convey [A 34, 40, 44]
Etcheverry [A 40]
Albright [A 48]
Moreno (Albright 60)
Conteh [G 5, 34, 44, 48]

5/12 v. San Jose
L 2-3 | DCU 3-3-0
Ammann
Ziadie (Quaranta 92+)
Talley [A 48]
Pope [A 48]
Denton [G 48]
Lisi (Albright 78)
Nelsen
Convey
Etcheverry
Moreno [PK 52]
Conteh

5/19 @ Columbus
L 1-2 | DCU 3-4-0
Ammann
Watson
Pope
Talley (Kamler 46)
Ziadie [A 69]
Nelsen (Denton 91)
Lisi
Convey
Etcheverry
Moreno
Quaranta 49 [G 69]
Conteh [A 69]

5/20 @ Miami
L 1-2 | DCU 3-5-0
Ammann
Ziadie
Talley (Wood 87)
Kamler
Convey
Nelsen (Alegria 46)
Lisi
Denton
Etcheverry [A 54]
Moreno (Conteh 72)
Albright [G 54]

6/2 v. Chicago
L 1-2 | DCU 3-6-0
Ammann
Ziadie
Pope
Kamler
Denton (Conteh 82)
Lisi (Wood 71)
Alegria
Convey [A 7]
Etcheverry [A 7]
Albright
Moreno [G 7]

6/9 @ Dallas
L 0-3 | DCU 3-7-0
Ammann
Talley
Watson
Pope
Denton (Conteh 71)
Lisi
Alegria (Ziadie 46)
Convey
Etcheverry
Moreno
Albright (Quaranta 65)

6/13 v. New York
W 2-1 | DCU 4-7-0
Ammann
Ziadie
Talley
Watson
Lisi [A 78]
Armstrong
Etcheverry
Namoff [A 69]
Quaranta [A 69]
Moreno [G 69]
Albright (Alegria 82 [E 83])
Albright (Conteh 62 [G 78])

6/16 @ Kansas City
W 3-0 | DCU 5-7-0
Simpson [A 63]
Ziadie [A 55] (M. Cooks 88)
Wood
Watson
Namoff [A 53, 55]
Quaranta [G 55, 63]
Lisi
Armstrong (Denton 87)
Etcheverry
Moreno (Albright 14 [A 53])
Conteh [G 53]

6/23 @ Tampa Bay
L 2-3 | DCU 5-8-0
Ammann
Ziadie
Talley
Pope
Armstrong [G 91+]
Namoff [A 91+]
Lisi
Etcheverry [A 52]
Quaranta (Albright 73)
Conteh
Moreno [G 52]

6/30 v. Colorado
D 1-1 (OT) | DCU 5-8-1
Ammann
Vermillion
Watson
Pope
Armstrong
Namoff
Etcheverry [A 58]
Lisi (Talley 46)
Quaranta (Albright 33)
Conteh [G 58]
Moreno [A 58]

7/4 @ Colorado
L 1-3 | DCU 5-9-1
Ammann
Vermillion
Watson
Pope [Lisi 27]
Armstrong
Namoff [A 56] (Kamler 85)
Etcheverry [A 56]
Talley
Albright
Conteh
Moreno [G 56]

7/7 v. Los Angeles
L 0-3 | DCU 5-10-1
Ammann
Vermillion (Ziadie 74)
Pope (Kamler 88)
Nelsen
Armstrong
Namoff
Etcheverry
Lisi
Albright (Quaranta 66)
Conteh
Moreno

7/14 @ New England
W 3-1 | DCU 6-10-1
Simpson
Vermillion
Pope
Nelsen
Kamler
Albright
Talley
Etcheverry [A 71, 94+]
Lisi (Namoff 85 [A 94+])
Quaranta [G 5, 94+]
Moreno [G 71, A 5]

7/18 @ San Jose
L 0-4 | DCU 6-11-1
Simpson
Vermillion
Pope
Nelsen
Kamler
Albright (Namoff 68)
Talley
Lisi (Conteh 58)
Armstrong
Quaranta
Moreno (Ziadie 77)

7/21 @ New York
L 1-2 | DCU 6-12-1
Ammann
Vermillion (Ziadie 46)
Pope
Nelsen
Armstrong
Namoff
Talley [G 58]
Etcheverry [A 58]
Lisi (Albright 46)
Quaranta (Conteh 79)
Moreno

8/1 v. Miami
D 2-2 (OT) | DCU 6-12-2
Ammann
Ziadie
Pope
Nelsen [A 30]
Kamler [A 30]
Namoff
Etcheverry
Talley [A 33]
Quaranta (Albright 82)
Conteh [G 30, 33]
Armstrong (96)
Moreno [A 33]

8/11 @ Los Angeles
L 0-1 | DCU 6-13-2
Ammann
Vermillion
Pope
Nelsen
Kamler
Namoff (Lisi 75)
Etcheverry
Talley
Quaranta (Armstrong 86)
Conteh (Albright 78)
Moreno

8/15 v. MetroStars
L 1-2 | DCU 6-14-2
Ammann
Vermillion (Ziadie 46)
Talley (Armstrong 56)
Pope
Nelsen
Kamler
Namoff (Lisi 46 [G 87])
Etcheverry
Talley
Quaranta
Conteh
Moreno

8/18 @ New England
L 1-2 | DCU 6-15-2
Ammann
Vermillion (Quaranta 59)
Pope
Nelsen
Kamler
Armstrong [G 32]
Etcheverry
Talley [E 92+]
Lisi (Wood 82)
Conteh
Moreno

8/25 v. Columbus
W 2-1 | DCU 7-15-2
Simpson
Vermillion [A 69]
Pope
Nelsen
Albright (Alegria 77)
Namoff
Lisi (Convey 49)
Etcheverry (Wood 60)
Armstrong [G 69]
Moreno [A 80]
Conteh [G 80]

9/1 v. Tampa Bay
W 5-1 | DCU 8-15-2
Simpson
Vermillion
Talley [A 71]
Nelsen [A 39]
Albright
Namoff [A 49]
Lisi [G 47]
Convey [A 27, 47] (Alegria
52 [G 71])
Armstrong (Kamler 72)
Moreno [G 39, A 27, 47]
(Wood 75)
Conteh [G 27, 49]

9/8 @ Miami
L 1-3 | DCU 8-16-2
Simpson
Vermillion
Pope (Talley 17)
Nelsen (Kamler 58)
Albright (Wood 75)
Namoff
Lisi [G 64]
Etcheverry [A 64]
Armstrong
Moreno
Conteh

2001 U.S. OPEN CUP

10/21 @ Chicago	10/30 v. Chicago
D 0-0	L 0-4
Rimando	Rimando
Namoff	Namoff
Erpen	Erpen (Boswell 5)
Prideaux	Prideaux
Kovalenko	Quaranta (Adu 46)
Carroll	Carroll
Gomez (Walker 86)	Gomez [E 55]
Wilson	Olsen
Gros	Kovalenko
Quaranta	Moreno
Moreno	Walker (Filomeno 46)

2001 FC GIANTS CUP

4/4 @ Arnett Gardens	4/11 v. Arnett Gardens	8/3 v. CSD Comunicaciones	8/5 @ America
W 3-0 Quarterfinal, Leg 1	W 2-1 Quarterfinal, Leg 2	W 2-1 Semifinal	L 0-2 Final
Simpson	Ammann	Ammann	Simpson
Ziadie	Cooks	Vermillion	Vermillion (Ziadie 68)
Talley [G 59]	Talley [PK 30]	Pope	Pope
Watson	Watson	Nelsen	Nelsen
Denton	Denton (Goodlet 81)	Kamler	Armstrong
Kamler	Kamler (Nelsen 46)	Namoff (Albright 86)	Namoff
Nelsen [A 59]	Alegria	Etcheverry [A 26]	Kamler (Alegria 84)
Convey [A 39] (Alegria 68)	Convey (Namoff 63 [A 86])	Talley	Etcheverry
Etcheverry [A 39, 59]	Lisi [G 86]	Quaranta (Lisi 67 [G 89])	Quaranta
(Namoff 78)	Quaranta [A 86]	Conteh [A 89]	Conteh (Albright 62)
Albright (Quaranta 68)	Conteh	Moreno [G 26, A 89] (Wood 91+)	Moreno
Diaz Arce [G 39, PK 66]			

2001 FRIENDLIES

5/23 v. Bayer Leverkusen	11/17 v. CD Olimpia
L 3-4	D 2-2
Ammann	Simpson (McGinty 46)
Nelsen	Ziadie
Pope	Wood (Armstrong 69)
Kamler	Nelsen
Ziadie [A 57]	Kamler
Lisi	Lisi [G 89]
Talley [PK 44]	Williams
Denton	Moreno (Quaranta 60)
Convey [G 32] (Etcheverry 63 [E 84])	[G 74]
Albright [G 57, A 32]	Convey [A 74] (Namoff 83)
(Conteh 73)	Albright [A 74] (Alegria 75)
Quaranta [A 57]	Conteh

2001 SCHEDULE AND RESULTS

DATE	OPPONENT	RES.	SCORE	ATT.	W-L-T	POS.	PTS	NOTES:
04/04/2001	at Arnett Gardens +	W	3-0	-	-	-	-	DC: Diaz Arce (39,66) Talley (59)
04/07/2001	Kansas City	W	3-2	22,216	1-0-0	T1	3	DC: Convey (33) Diaz Arce (65) Lisi (88); KC: Lassiter (18) McLeon (44)
04/11/2001	Arnett Gardens +	W	2-1	9,117	-	-	-	DC: Talley (PK 30) Lisi (88); AG: Earl (23)
04/14/2001	at Chicago	L	0-2	19,241	1-1-0	3	3	CHI: Wolff (57) Kovalenko (78)
04/21/2001	New England	W	2-1	15,656	2-1-0	2	6	DC: Conteh (9,61); NE: Okoh (49)
05/05/2001	at MetroStars	L	2-3	20,877	2-2-0	3	6	DC: Moreno (33,52); MET: Mathis (79) Faria (88) Villegas (90)
05/09/2001	New England	W	5-0	10,638	3-2-0	3	9	DC: Conteh (5,34,44,48) Talley (40)
05/12/2001	San Jose	L	2-3	36,528	3-3-0	3	9	DC: Denton (48) Moreno (52); S.J.: Russell (36) Lagos (54,91)
05/19/2001	at Columbus	L	1-2(OT)	18,491	3-4-0	T3	9	DC: Quaranta (69); CLB: McBride (25) Cunningham (99)
05/23/2001	Bayer Leverkusen &	L	3-4	12,098	-	-	-	DC: Convey (32) Talley (44) Albright (57); BL: Berbatov (14,64,93) Brdaric (35)
05/30/2001	at Miami	L	1-2	6,524	3-5-0	T3	9	DC: Albright (54); MIA: Preki (11) Rooney (71)
06/02/2001	Chicago	L	1-2	14,473	3-6-0	T3	9	DC: Moreno (7); CHI: Wynyala (76) Kovalenko (79)
06/09/2001	at Dallas	L	0-3	11,114	3-7-0	4	9	DAL: Suarez (17) Rhine (29) Martinez (73)
06/13/2001	MetroStars	W	2-1	11,581	4-7-0	4	12	DC: Moreno (69) Conteh (78); MET: Faria (10)
06/16/2001	at Kansas City	W	3-0	11,083	5-7-0	3	15	DC: Conteh (53) Quaranta (55,63)
06/23/2001	at Tampa Bay	L	2-3	9,232	5-8-0	T3	15	DC: Moreno (52) Armstrong (91+); TB: Ralston (8) Diallo (23) Barclay (42)
06/27/2001	New Jersey %	W	6-0	3,200	-	-	-	DC: Albright (20) Conteh (28,39,49) Pope (38) Etcheverry (45) own goal (56) Alegria (74)
06/30/2001	Colorado	T	1-1(OT)	30,271	5-8-1	3	16	DC: Conteh (58); COL: Baba (41)
07/04/2001	at Colorado	L	1-3	60,500	5-9-1	T3	16	DC: Moreno (56); COL: Spencer (1,59,81)
07/07/2001	Los Angeles	L	0-3	23,704	5-10-1	T3	16	LA: Henderson (46) Hernandez (83) Jones (84)
07/11/2001	Hershey %	W	3-0	5,788	-	-	-	DC: Albright (55) Moreno (70) Quaranta (74)
07/14/2001	at New England	W	3-1	14,691	6-10-1	3	19	DC: Quaranta (5,94+) Moreno (71); NE: Sunning (87)
07/18/2001	at San Jose	L	0-4	8,673	6-11-1	T3	19	SJ: Lagos (37,53) Cerritos (49,56)
07/21/2001	at MetroStars	L	1-2	32,723	6-12-1	4	19	DC: Talley (58); MET: Walsh (6) own goal (86)
07/24/2001	Richmond %	W	2-1	8,439	-	-	-	DC: Conteh (58,86); RCH: Jeffrey (88)
08/01/2001	Miami	T	2-2(OT)	13,391	6-12-2	T3	20	DC: Conteh (30,33); MIA: Pineda Chacon (55) Serna (74)
08/03/2001	CSO Comun. +	W	2-1	4,853	-	-	-	DC: Moreno (26) Lisi (89); COM: Rivera (22)
08/05/2001	Club America +	L	0-2	3,127	-	-	-	AMR: Mendoza (52) Valdez (70)
08/11/2001	at Los Angeles	L	0-1	13,805	6-13-2	4	20	LA: Henderson (72)
08/15/2001	MetroStars	L	1-2	11,618	6-14-2	4	20	DC: Lisi (67); MET: Faria (10) Chung (41)
08/18/2001	at New England	L	1-2	15,226	6-15-2	4	20	NE: Chronopoulos (8,30) Armstrong (32)
08/22/2001	at New England %	L	0-2	7,128	-	-	-	NE: Williams (9,40)
08/25/2001	Columbus	W	2-1	13,855	7-15-2	4	23	DC: Armstrong (69) Conteh (80); CLB: Cunningham (25)
09/01/2001	Tampa Bay	W	5-1	54,282	9-15-2	4	26	DC: Conteh (27,49) Moreno (39) Lisi (47) Alegria (71); TB: Ribeiro (61)
09/08/2001	at Miami	L	1-3	6,219	8-16-2	4	26	DC: Lisi (64); MIA: Pineda Chacon (3,26,70)
11/17/2001	CD Olimpia &	T	2-2	13,154	-	-	-	DC: Quaranta (74) Lisi (89); OLI: Fuentes (14,70)

COMPETITION KEY

* CONCACAF Champions Cup	~ InterAmerican Cup
@ CONCACAF Champions League	\$ MLS Cup Playoffs
^ Copa Nissan Sudamericana	# SuperLiga
& Friendly	% U.S. Open Cup
+ FC Giants Cup	

2001 LEAGUE STANDINGS

EASTERN DIVISION

TEAM	GP	W	L	T	PTS	GF	GA	STREAKS	LAST 10
Y-Miami	26	16	5	5	53	57	36	Won 1	5-3-2
X-MetroStars	26	13	10	3	42	38	35	Won 1	6-4-0
#-New England	27	7	14	6	27	35	52	Lost 2	3-5-2
#-D.C. United	26	8	16	2	26	42	50	Lost 1	3-6-1

CENTRAL DIVISION

TEAM	GP	W	L	T	PTS	GF	GA	STREAKS	LAST 10
Y-Chicago	27	16	6	5	53	50	30	Tied 1	6-2-2
X-Columbus	26	13	7	6	45	49	36	Won 2	7-2-1
X-Dallas	26	10	11	5	35	48	47	Tied 1	4-5-1
#-Tampa Bay	27	4	21	2	14	32	68	Lost 3	1-8-1

WESTERN DIVISION

TEAM	GP	W	L	T	PTS	GF	GA	STREAKS	LAST 10
X-Los Angeles	26	14	7	5	47	52	36	Won 2	7-3-0
X-San Jose	26	13	7	6	45	47	29	Lost 1	5-4-1
X-Kansas City	27	11	13	3	36	33	53	Won 1	4-4-2
#-Colorado	26	5	13	8	23	36	47	Lost 4	2-5-3

Y = Clinched division; X = Clinched playoff berth; # = Eliminated from playoff contention

2001 MLS STATISTICS (8-16-2, 26 PTS.)

UNF	POS	PLAYER	GP	GS	MIN	G	A	SHT	SOG	FC	FS	OFF	CK	C	E
20	F	Abdul Thompson Conteh	25	17	1676	14	1	71	45	26	23	30	0	2	0
9	F	Jaime Moreno	24	23	1888	9	6	60	40	31	87	9	13	4	0
25	F	Santino Quaranta	16	10	949	5	1	34	18	21	39	12	0	1	0
17	M	Mark Lisi	25	20	1720	4	5	33	16	26	26	2	19	1	0
29	M	Stephen Armstrong	15	12	1112	3	0	17	11	33	19	0	4	3	0
3	D	Carey Talley	22	20	1890	2	3	20	12	55	35	0	0	9	1
15	M	Bobby Convey	12	11	992	1	7	22	11	24	26	5	1	4	0
5	M-D*	Eric Denton	11	9	773	1	2	5	4	9	6	0	6	1	0
11	F	Chris Albright	23	14	1411	1	1	41	24	30	39	13	0	5	0
13	M	Jose Alegria	7	2	277	1	1	4	3	7	3	0	1	1	1
21	F	*Raul Diaz Arce	2	2	180	1	1	6	4	1	3	3	0	0	0
10	M	Marco Etcheverry	23	23	2024	0	12	27	11	21	63	2	115	7	1
26	M	Bryan Namoff	15	13	1152	0	7	9	4	39	8	0	0	2	0
19	D	Craig Ziadie	18	13	1307	0	3	4	3	44	25	0	0	6	0
8	M	Brian Kamler	17	11	1094	0	2	10	4	17	13	0	0	1	0
7	M	Ryan Nelsen	19	19	1643	0	2	11	4	33	12	0	0	4	0
23	D	Eddie Pope	19	18	1528	0	2	6	2	30	13	0	0	5	0
4	D	Mark Watson	11	10	923	0	2	1	0	20	9	0	0	3	0
2	GK	Mark Simpson	7	7	630	0	1	0	0	0	0	0	0	0	0
5	D	Scott Vermillion (TOT)	21	18	1546	0	1	7	0	50	12	1	1	4	0
5	D	Scott Vermillion (DC)	12	12	953	0	1	4	0	32	7	1	0	2	0
1	GK	Mike Ammann	19	19	1739	0	0	0	0	2	0	0	0	1	0
6	M	*Judah Cooks	1	0	9	0	0	0	0	0	0	0	0	0	0
33	M-D	Micah Cooks	1	0	2	0	0	0	0	0	0	0	0	0	0
6	F	A.J. Wood	7	1	180	0	0	2	1	8	3	1	0	2	0
22	D	Fred DeGand	0	0	0	0	0	0	0	0	0	0	0	0	0
24	D	Ray Goodlett	0	0	0	0	0	0	0	0	0	0	0	0	0
31	GK	T.J. Hannig (TOT)	0	0	0	0	0	0	0	0	0	0	0	0	0
31	GK	T.J. Hannig (DC)	0	0	0	0	0	0	0	0	0	0	0	0	0
14	M	Ben Olsen	0	0	0	0	0	0	0	0	0	0	0	0	0
22	GK	Ronnie Pascale	0	0	0	0	0	0	0	0	0	0	0	0	0
TEAM TOTALS			26	26	2375	42	60	387	217	509	459	78	159	64	3
OPPONENT TOTALS			26	26	2375	50	68	319	155	477	492	95	111	50	5

GAME-WINNING GOALS: Abdul Thompson Conteh 5, Jaime Moreno 2, Mark Lisi 1

GAME-WINNING ASSISTS: Mark Lisi 2, Marco Etcheverry 2, Eric Denton 2, Craig Ziadie 1, Mark Watson 1, Ryan Nelsen 1, Bryan Namoff 1, Jaime Moreno 1, Chris Albright 1

PENALTY KICK GOALS/ATTEMPTS: Jaime Moreno 2-3, Carey Talley 0-1, Raul Diaz Arce 1-1

D.C. UNITED INDIVIDUAL GOALKEEPING

UNF	POS	GOALKEEPER	GP	GS	MIN	SHTS	SV	GA	GAA	PG	PA	W	L	T	SO	OT REC
2	GK	Mark Simpson	7	7	630	44	30	12	1.71	1	1	5	2	0	1	0-0-0
1	GK	Mike Ammann	19	19	1739	111	73	38	1.97	3	5	3	14	2	1	0-1-2
TEAM TOTALS			26	26	2375	155	103	50	1.89	4	6	8	16	2	2	0-1-2
OPPONENT TOTALS			26	26	2375	217	161	42	1.59	3	5	16	8	2	5	1-0-2

* = Played with other teams in 2001. Only D.C. United statistics listed here.

2000 MLS LINEUPS

3/25 v. Los Angeles
L 0-4 | DCU 0-1-0
Prethrust

Agoos
Pope
Llamosa
Talley (Albright 69)
Maessner (Etcheverry 57
[E 64])
Williams
Olsen (Convey 75)
Otero
Moreno
Wood

4/1 @ MetroStars
L 2-3 | DCU 0-2-0
Prethrust

Agoos [G 84]
Pope (Otero 52)
Llamosa
Talley (Burke 82)
Maessner
Williams
Olsen
Moreno [PK 63]
Albright
Wood

4/8 v. Chicago
W 3-2 | DCU 1-2-0
Prethrust

Agoos
Pope
J. Cooks (Burke 90)
Olsen [G 93+, A 92+]
Aunger
Williams
Maessner [G 22] (Wood 77)
Etcheverry [A 93+]
Moreno [G 92+]
Albright

4/15 @ New England
L 1-2 | DCU 1-3-0
Prethrust

Agoos
Pope [A 19]
J. Cooks [E 33]
Otero [A 19] (Wood 85)
Aunger
Williams
Maessner
Etcheverry
Moreno [G 19]
Burke (Llamosa 42)

4/22 v. MetroStars
L 1-3 | DCU 1-4-0
Prethrust

Agoos
Llamosa
Talley (Hayes 91)
Otero (Silvinski 79)
Aunger
Williams
Maessner
Etcheverry [G 22, PK 25]
Wood
Burke

4/29 @ San Jose
D 2-2 | DCU 1-4-1
Simpson

Agoos
Talley
Llamosa
Aunger
Convey
Williams
Maessner (Convey 87)
Etcheverry [G 33]
Moreno [G 44]
Wood [A 44] (Burke 46)

5/3 v. Columbus
L 1-2 | DCU 1-5-1
Simpson

Agoos
Talley [G 59]
Llamosa
Aunger
Convey
Williams
Olsen (Maessner 81)
Etcheverry [A 59]
Moreno [A 59]
Albright

5/6 @ Colorado
W 5-2 | DCU 2-5-1
Prethrust

Agoos [A 78]
Talley [G 36]
Llamosa [G 70]
Aunger [A 62] (Otero 90)
Convey (J. Cooks 81)
Williams
Maessner [A 62]
Etcheverry [A 36, 70, 78]
Moreno [PK 59, G 62, 78]
Albright (Denton 85)

5/10 @ Miami
L 0-1 | DCU 2-6-1
Simpson

Agoos
Talley
Llamosa
Aunger
Olsen
Williams
Maessner (Convey 75)
Etcheverry (Otero 46)
Moreno
Albright

5/13 v. New England
L 1-3 | DCU 2-7-1
Prethrust

Agoos
Talley
Llamosa
Aunger (Silvinski 73)
Convey (Maessner 60)
Williams
Olsen [A 14]
Moreno [G 14]
Burke (Hayes 46)
Albright

5/17 @ Kansas City
L 0-2 | DCU 2-8-1
Prethrust

Agoos
Pope (Aunger 69)
Llamosa
Talley
Olsen
Williams
Albright
Etcheverry
Moreno
Burke (Wood 46)

5/20 @ Los Angeles
L 1-2 | DCU 2-9-1
Simpson

Agoos
Llamosa
Pope
Talley (J. Cooks 68 [G 75])
Convey (Albright 66)
Aunger [A 75]
Williams
Olsen [A 75]
Etcheverry
Moreno

5/27 v. Dallas
W 3-2 | DCU 3-9-1
Prethrust

Agoos
Pope
Llamosa [G 22]
Talley (Wood 71)
Olsen
Williams
Albright [G 11]
Etcheverry [A 11]
Marino (Marino 31 [J.
Cooks 79])
Diaz Arce
DAL: [OG 75]

6/3 @ Columbus
D 1-1 | DCU 3-9-2
Prethrust

Talley
Pope
J. Cooks
Aunger [A 79]
Denton [A 79]
Williams
Albright
Otero (Convey 70)
Marino (Wood 46 [G 79])
Diaz Arce

6/10 v. Kansas City
D 0-0 | DCU 3-9-3
Prethrust

Talley
Pope
J. Cooks
Denton
Williams
Albright
Etcheverry
Convey
Moreno
Diaz Arce

6/17 @ Chicago
L 2-3 | DCU 3-10-3
Prethrust

Talley (Wood 86)
Pope
Llamosa
J. Cooks [G 75]
Olsen (Aunger 77)
Williams
Albright (Denton 52)
Etcheverry [G 71]
Moreno [A 75]
Diaz Arce

6/21 @ MetroStars
D 2-2 | DCU 3-10-4
Simpson

Agoos
Pope
Llamosa
Talley (Denton 83)
Moreno [G 86, A 51]
Aunger
Williams (Wood 75 [A 86])
Albright [G 51] (Marino 96)
Etcheverry [A 86]
Diaz Arce

6/24 v. Dallas
W 2-0 | DCU 4-10-4
Prethrust

Agoos
Pope
Talley
Aunger [A 90]
Denton (Williams 86 [A 90])
Convey (M. Cooks 90)
Moreno [A 65]
Albright [G 65]
Wood (Marino 66)
Diaz Arce [G 90]

6/28 v. Los Angeles
L 1-2 | DCU 4-11-4
Prethrust

Agoos [A 14]
Pope
Talley [G 14]
Denton (Hayes 69)
Aunger
Williams
Albright
Convey
Wood (Marino 60)
Diaz Arce

7/1 v. Colorado
D 1-1 | DCU 4-11-5
Simpson

Agoos
Pope
Talley
Denton (Hayes 91)
Williams
Albright
Etcheverry (Aunger 86
[Marino 91])
Convey [A 49]
Moreno
Diaz Arce [G 49]

7/4 @ Tampa Bay
L 0-3 | DCU 4-12-5
Prethrust

Agoos
Pope (Hayes 36)
Llamosa
Talley
Convey
Williams
Albright (Marino 74)
Etcheverry
Moreno
Diaz Arce

7/8 @ Dallas
L 0-3 | DCU 4-13-5
Simpson

Talley
Pope
Llamosa
Hayes
Aunger
Williams (Marino 79)
Albright (Denton 66)
Etcheverry
Moreno
Diaz Arce (Wood 83)

7/12 v. Tampa Bay
D 2-2 | DCU 4-13-6
Simpson

Denton
Talley
M. Cooks [A 23]
Hayes (Wood 46)
Convey (J. Cooks 93)
Aunger
Albright
Etcheverry
Moreno [G 30, A 23]
Diaz Arce [G 23, A 30]

7/15 @ Los Angeles
W 2-1 | DCU 5-13-6
Prethrust

Simpson
Denton
Talley
M. Cooks (Llamosa 46)
Convey
Aunger
Albright (Williams 46)
Moreno [A 7, A 53]
Etcheverry
Marino [G 7] (Goodlett 83)
Wood [G 53]

8/2 v. MetroStars
W 3-2 | DCU 6-13-6
Simpson

Agoos
Pope [A 99]
Llamosa
Goodlett (Wood 92 [G 99])
Convey [A 68]
Williams [A 99]
Olsen (Albright 65)
Etcheverry [A 68]
Moreno [G 68]
Diaz Arce [G 6]

8/5 @ Miami
L 1-3 | DCU 6-14-6
Simpson

Agoos (Aunger 46)
Pope
Llamosa [A 33]
Talley [A 33] (Wood 77)
Convey
Williams
Olsen (Albright 63)
Etcheverry
Moreno [G 33]
Diaz Arce

8/12 @ Dallas
L 0-1 | DCU 6-15-6
Prethrust

Talley
Llamosa
Aunger
Denton (J. Cooks 85)
Williams
Albright
Moreno
Otero (Wood 89)
Diaz Arce
Marino

8/19 v. San Jose
L 0-1 | DCU 6-16-6
Prethrust

Agoos
Talley
Pope
J. Cooks
Convey
Aunger
Olsen (Diaz Arce 21)
Moreno
Albright (Etcheverry 46)
Wood (Marino 77)

8/26 v. Miami
W 2-1 | DCU 7-16-6
Prethrust

(Simpson 46)
Agoos
Pope
Llamosa
Aunger (Talley 66)
Denton
Williams (Marino 66 [G 74])
Otero (J. Cooks 91)
Convey
Diaz Arce [G 94]
Wood

8/30 @ New England
L 0-1 | DCU 7-17-6
Simpson

Talley
Goodlett (M. Cooks 82)
J. Cooks (Salas 72)
Denton
Aunger
Hayes
Convey
Otero
Marino (Marcoulier 88)
Wood

9/3 v. New England
W 2-0 | DCU 8-17-6
Simpson
Denton
Agoos [A 55]
Talley
Goodlett (Llamosa 46)
Otero
Williams
Aunger
Convey (J. Cooks 84)
Hayes (Marino 46 [G 55,
G 61])
Wood [A 61]

9/9 v. Miami
L 2-6 | DCU 8-18-6
Presthus
Denton
Pope (J. Cooks 46 [A 53])
Llamosa [E 72]
Talley
Otero (M. Cooks 79)
Williams
Aunger [G 53]
Convey
Marino (Hayes 80)
Wood
MIA: OG 79

2000 U.S. OPEN CUP

6/14 @ Charleston Battery
W 4-0 | Second Round
Presthus
Agoos
Pope (Llamosa 46)
Talley [A 66]
J. Cooks
Albright
Williams (Aunger 80)
Olsen
Etcheverry [A 63, 78]
(Wood 80 [A 86])
Moreno [G 63; A 66, 78, 86]
Diaz Arce [G 66, 78, 86]

7/26 v. Rochester Raging
Rhinos
W 3-0 | Third Round
Simpson
Agoos
Talley
Llamosa
Aunger
Convey (Denton 82)
Williams
Albright [G 12, 89]
Etcheverry [A 12, 59, 89]
Moreno [G 59]
Diaz Arce [A 59]

8/9 v. Miami
L 2-3 | Quarterfinal
Presthus
Denton
Pope (Aunger 69)
Llamosa [A 42]
Talley
Convey
Williams
Olsen (Albright 104+)
Etcheverry
Moreno [G 42, PK65]
Diaz Arce [A 42] (Wood 46)

2000 CONCACAF CHAMPIONS' CUP

1/17 @ Alajuelense
W 2-1 | Quarterfinal
Simpson
Agoos
Llamosa
Pope
Talley [G 15]
Convey [A 92+]
Williams
Olsen [G 92+]
Etcheverry [A 15]
Moreno (Simmonds 62)
Albright

1/19 @ Los Angeles
L 1-1 (PK 2-4) | Semifinals
Simpson
Agoos
Llamosa
Pope (Watson 46)
Talley
Convey
Williams
Olsen
Etcheverry (PK 48)
Albright
Wood

1/21 @ Pachuca
L 1-2 | Consolation Match
Presthus
Agoos
Llamosa
Watson
Talley [G 35]
Denton
Williams
Alegria
Convey
Simmonds (Olsen 46)
Wood (Cooks 80)

2000 FRIENDLIES

7/22 v. Newcastle United
W 3-1
Simpson (Presthus 46)
Agoos (Denton 46)
Talley (Cooks 90)
Llamosa [G 33]
Aunger (Olsen 76)
Convey [A 28, 50] (Hayes
67)
Williams
Albright [A 33] (Goodlett 67)
Etcheverry [A 28, 33, 50]
Moreno [G 28]
Wood (Marino 46 [G 50])

2000 SCHEDULE AND RESULTS

DATE	OPPONENT	RES.	SCORE	ATT.	W-L-T	POS.	PTS	NOTES:
03/25/2000	Los Angeles	L	0-4	24,147	0-1-0	T3	0	LA: Mathis (11) Jones (59, 89) Victorine (92)
04/01/2000	at MetroStars	L	2-3	27,322	0-2-0	4	0	DC: Moreno (63) Agos (84); MET: Comas (5) Kelly (23) Valencia (56)
04/08/2000	Chicago	W	3-2	14,612	1-2-0	T2	3	DC: Maessner (22) Moreno (92+) Olsen (93+); CHI: Stoitchkov (46) Marsch (85)
04/15/2000	at New England	L	1-2(OT)	15,174	1-3-0	T3	3	DC: Moreno (19); NE: Baba (72, 97)
04/22/2000	MetroStars	L	2-3(OT)	14,985	1-4-0	4	3	DC: Etcheverry (22,25); MET: own goal (9) Villegas (41) Petke (94)
04/29/2000	at San Jose	T	2-2(OT)	13,717	1-4-1	4	4	DC: Etcheverry (33) Moreno (44); SJ: Carritos (20) Conteh (69)
05/03/2000	Columbus	L	1-2	11,872	1-5-1	4	4	DC: Talley (59); CLB: Waryzcha (52) own goal (68)
05/06/2000	at Colorado	W	5-2	7,125	2-5-1	T3	7	DC: Talley (36) Moreno (59,62,78) Llamasa (70); COL: Vermillion (56) Agogo (67)
05/10/2000	at Miami	L	0-1(OT)	5,058	2-6-1	4	7	MIA: Welton (98)
05/13/2000	New England	L	1-3	18,493	2-7-1	4	7	DC: Moreno (14); NE: Harris (15) Ramos (66) Baba (82)
05/17/2000	at Kansas City	L	0-2	4,783	2-8-1	4	7	KC: Zweiginn (73) Molnar (79)
05/20/2000	at Los Angeles	L	1-2	40,303	2-9-1	4	7	DC: J.Cooks (75); LA: own goal (35), Vanney (59)
05/27/2000	Dallas	W	3-2	18,120	3-9-1	4	10	DC: Albright (11) Llamasa (22) own goal (75); DAL: Kreis (13,47)
06/03/2000	at Columbus	T	1-1(OT)	19,431	3-9-2	4	11	DC: Wood (19); CLB: Cunningham (2)
06/10/2000	Kansas City	T	0-0	21,035	3-9-3	4	12	-
06/14/2000	Charleston %	W	4-0	3,627	-	-	-	DC: Moreno (63) Diaz Arce (66,78,86)
06/17/2000	at Chicago	L	2-3	15,177	3-10-3	4	12	DC: Etcheverry (71) J. Cooks (75); CHI: Wolff (68) Gutierrez (77) Nowak (83)
06/21/2000	at MetroStars	T	2-2(OT)	10,316	3-10-4	4	13	DC: Albright (51) Moreno (86); MET: Mathis (18) Ramos (23)
06/24/2000	Dallas	W	2-0	17,186	4-10-4	4	16	DC: Albright (51) Diaz Arce (90)
06/28/2000	Los Angeles	L	1-2	17,486	4-11-4	4	16	DC: Talley (14); LA: Vorbe (27) Jones (62)
07/01/2000	Colorado	T	1-1(OT)	14,882	4-11-5	4	17	DC: Diaz Arce (49); COL: Okon (92+)
07/04/2000	at Tampa Bay	L	0-3	18,997	4-12-5	4	17	TB: Diallo (26) Quill (37, 46)
07/08/2000	at Dallas	L	0-3	9,394	4-13-5	4	17	DAL: Dade (13) Alavanja (36) Graziani (78)
07/12/2000	Tampa Bay	T	2-2(OT)	13,327	4-13-6	4	18	DC: Diaz Arce (29) Moreno (30); TB: Trittschuh (16) Ralston (31)
07/15/2000	at Los Angeles	W	2-1	15,714	5-13-6	4	21	DC: Marino (7) Wood (53); LA: Vagenas (17)
07/22/2000	Newcastle &	W	3-1	17,610	-	-	-	DC: Moreno (28) Llamasa (33) Marino (50); NUFC: Cordone (66)
07/26/2000	Rochester %	W	3-0	3,186	-	-	-	DC: Albright (12,89) Moreno (59)
08/02/2000	MetroStars	W	3-2(OT)	13,801	6-13-6	4	24	DC: Diaz Arce (6) Moreno (68) Wood (99); MET: Valencia (33) Walsh (87)
08/05/2000	at Miami	L	1-3	5,877	6-14-6	4	24	DC: Moreno (33); MIA: Rooney (20) Serna (47) Lassiter (90)
08/09/2000	Miami %	L	2-3	3,864	-	-	-	DC: Moreno (42,65); MIA: own goal (5) Serna (43) Rooney (112+)
08/12/2000	at Dallas	L	0-1	10,204	6-15-6	4	24	DAL: Martinez (87)
08/19/2000	San Jose	L	0-1	14,138	6-16-6	4	24	SJ: Azzi (53)
08/26/2000	Miami	W	2-1(OT)	12,306	7-16-6	4	27	DC: Marino (74) Diaz Arce (94); MIA: Lassiter (11)
09/03/2000	at New England	L	0-1	15,493	7-17-6	4	27	NE: Morales (59)
09/03/2000	New England	W	2-0	51,996	8-17-6	4	30	DC: Marino (55,61)
09/09/2000	Miami	L	2-6	18,893	8-18-6	4	30	DC: Auger (53) own goal (79); MIA: Serna (7,55,63) Welton (47) own goal (57) Beckerman (58)
01/17/2001	Alajuelense *	W	2-1	5,153	-	-	-	DC: Talley (15) Olsen (92+); LDA: Amaz (PK 74)
01/19/2001	Los Angeles *	L	1-1(2-4)	-	-	-	-	DC: Etcheverry (PK 48); LA: Vanney (PK 29)
01/21/2001	Pachuca CF *	L	1-2	-	-	-	-	DC: Talley (35); PCF: Pineda (13) Arellano (38)

COMPETITION KEY

* CONCACAF Champions Cup	~ InterAmerican Cup
@ CONCACAF Champions League	\$ MLS Cup Playoffs
^ Copa Nissan Sudamericana	# SuperLiga
& Friendly	% U.S. Open Cup
+ FC Giants Cup	

2000 LEAGUE STANDINGS

EASTERN DIVISION

TEAM	GP	W	L	T	PTS	GF	GA	STREAKS	LAST 10
x-MetroStars	32	17	12	3	54	64	56	Lost 1	4-5-1
y-New England	32	13	13	6	45	47	49	Won 1	5-4-1
z-Miami	32	12	15	5	41	54	56	Won 1	5-5-0
z-D.C. United	32	8	18	6	30	44	63	Lost 1	4-5-1

CENTRAL DIVISION

TEAM	GP	W	L	T	PTS	GF	GA	STREAKS	LAST 10
x-Chicago	32	17	9	6	57	67	51	Won 4	7-1-2
y-Tampa Bay	32	16	12	4	52	62	50	Tied 1	5-3-2
y-Dallas	32	14	14	4	46	54	54	Won 2	6-1-1
z-Columbus	32	11	16	5	38	48	58	Lost 5	3-6-1

WESTERN DIVISION

TEAM	GP	W	L	T	PTS	GF	GA	STREAKS	LAST 10
x-Kansas City	32	16	7	9	57	47	29	Tied 1	4-2-4
y-Los Angeles	32	14	10	8	50	47	37	Lost 2	4-5-1
y-Colorado	32	13	15	4	43	43	59	Won 1	3-5-2
z-San Jose	32	7	17	8	29	35	50	Lost 1	2-8-0

x-Clinched Division Title; y-Clinched Playoff Berth; z-Failed to qualify for the postseason

2000 MLS STATISTICS (8-18-6, 30 PTS.)

UNF	POS	PLAYER	GP	GS	MIN	G	A	SHT	SOG	FC	FS	OFF	CK	C	E
9	F	Jaime Moreno	25	25	2213	12	7	68	37	35	81	19	44	0	0
21	F	Raul Diaz Arce (TOT)	23	21	1874	9	2	64	32	30	25	28	0	2	0
21	F	Raul Diaz Arce (DC)	16	15	1422	5	1	45	23	20	20	17	0	2	0
10	M	Marco Etcheverry	22	20	1810	4	8	34	16	25	39	8	141	6	1
11	F	Pete Marino	15	5	616	4	0	16	13	16	10	7	0	2	0
7	F	A.J. Wood	24	12	1237	3	3	45	21	39	29	11	0	3	0
3	D	Carey Talley	29	28	2458	3	1	27	12	76	41	1	0	8	0
17	F	Chris Albright	25	21	1823	3	0	48	17	45	37	14	3	2	0
6	M	Judah Cooks	15	7	629	2	1	5	4	13	5	0	0	4	1
18	D	Carlos Llamasa	23	20	1974	2	1	8	3	55	36	0	0	8	1
5	D	Geoff Auger	26	22	2081	1	4	21	7	67	25	1	1	11	0
12	D	Jeff Agoos	23	23	2089	1	3	30	6	20	46	0	3	3	0
14	M	Ben Olsen	13	13	1020	1	3	19	9	21	28	10	30	0	0
20	M	*John Maessner	10	8	707	1	1	10	5	7	11	1	0	2	0
30	M	Bobby Convey	22	18	1614	0	2	38	20	30	20	8	16	5	0
23	D	Eddie Pope	21	21	1740	0	2	13	6	30	24	1	0	0	0
16	M	Richie Williams	29	27	2445	0	2	11	4	68	37	2	0	9	0
33	M-D	Micah Cooks	5	2	165	0	1	2	2	4	3	0	0	0	0
31	M	Eric Denton	16	12	1114	0	1	3	1	7	10	1	7	2	0
8	M	Antonio Otero	13	10	954	0	1	13	4	15	18	3	14	1	0
27	F	*Mike Burke	7	4	290	0	0	5	1	9	3	3	0	2	0
24	D	Ray Goodlett	4	3	223	0	0	1	0	6	3	0	0	1	0
20	F	David Hayes	10	4	414	0	0	10	3	7	3	3	2	0	0
26	GK	Paul Marcoullier	1	0	2	0	0	0	0	0	0	0	0	0	0
22	GK	Tom Presthus	20	20	1741	0	0	0	0	1	2	0	0	0	0
28	F	Sergio Salas	1	0	18	0	0	0	0	1	0	0	0	0	0
2	GK	Mark Simpson	13	12	1179	0	0	0	0	0	0	0	0	0	0
19	M	Mike Slivinski	2	0	32	0	0	0	0	1	0	1	2	1	0
OWN-GOALS RECEIVED						2									
TEAM TOTALS			32	32	2972	44	42	472	214	618	531	111	263	72	3
OPPONENT TOTALS			32	32	2972	63	62	352	186	548	604	127	134	47	2

GAME-WINNING GOALS: A.J. Wood 2, Ben Olsen 1, Jaime Moreno 1, Pete Marino 1, Raul Diaz Arce 1, Chris Albright 1

GAME-WINNING ASSISTS: Jaime Moreno 2, Richie Williams 1, Eddie Pope 1, John Maessner 1, Marco Etcheverry 1, Geoff Auger 1, Jeff Agoos 1

PENALTY KICK GOALS/ATTEMPTS: Jaime Moreno 2-3, Marco Etcheverry 1-1

D.C. UNITED INDIVIDUAL GOALKEEPING

UNF SHOT AND GOAL KEEPER																
UNF	POS	GOALKEEPER	GP	GS	MIN	SHTS	SV	GA	GAA	PG	PA	W	L	T	SO	OT REC
26	GK	Paul Marcoullier	1	0	2	0	0	0	0.00	0	0	0	0	0	0	0-0-0
2	GK	Mark Simpson	13	12	1177	59	38	21	1.61	3	3	4	5	4	1	2-0-4
22	GK	Tom Presthus	20	20	1741	127	78	42	2.17	3	3	4	13	2	2	0-3-1
TEAM TOTALS			32	32	2972	186	116	63	1.91	6	6	8	18	6	3	2-3-5
OPPONENT TOTALS			32	32	2972	214	160	44	1.33	3	4	18	8	6	9	3-2-5

* = Played with other teams in 2000. Only D.C. United statistics listed here.

1999 MLS LINEUPS

3/20 @ Tampa Bay
W 5-2 | DCU 1-0-0
Presthus
Agoos
Llamosa [G 50] (Talley 83)
Pope
Sonora
Kamler [A 81]
Williams [G 81, A 86]
Olson [A 54, 66] (Aunger 86)
Etcheverry [A 50, 66, 81]
Moreno [G 54] (Wood 83)
Lassiter [G 66, 86; A 54]

4/3 @ New York
W 1-0 | DCU 2-0-0
Presthus
Agoos
Llamosa
Pope
Sonora
Kamler (Talley 77)
Williams
Olson
Etcheverry [A 47]
Moreno [A 47]
Lassiter [G 47]

4/10 @ New England
W 2-2 (SO 3-2) | DCU 3-0-0
Presthus
Agoos
Llamosa
Pope
Sonora
Kamler (Talley 73)
Aunger [G 45, A 73]
Olson [A 73]
Etcheverry [A 45]
Moreno
Lassiter [G 73, A 45]

4/17 v. San Jose
L 1-1 (SO 2-4) | DCU 3-1-0
Presthus
Agoos
Llamosa
Pope
Sonora
Kamler (Talley 78)
Aunger [G 4, E 75]
Olson
Etcheverry [A 4]
Moreno
Lassiter

4/24 v. New England
W 3-1 | DCU 3-2-0
Simpson
Agoos
Llamosa [E 76]
Pope
Sonora
Moore
Talley (Wood 65 [G 87])
Olson (Kamler 24 [A 87])
Etcheverry [A 27]
Lassiter [G 27]
Moreno

5/1 @ Chicago
L 2-3 | DCU 3-3-0
Presthus
Kamler [E 18]
Agoos
Talley [E 68]
Moore
Aunger
Sonora [A 67]
Etcheverry (Bates 26)
Moreno [PK 64]
Lassiter [G 67]
Wood [A 67]

5/8 v. MetroStars
W 2-1 | DCU 4-3-0
Presthus
Agoos
Llamosa
Aunger
Sonora
Moore
Otero [A 57] (Slivinski 66)
Williams (Cooks 76)
Lassiter [PK 6, A 57]
Moreno [G 57]
Wood

5/15 @ Kansas City
W 3-3 (SO 3-0) | DCU 5-3-0
Presthus
Agoos [A 85]
Llamosa
Aunger
Sonora
Williams (Talley 73 [G 85])
Moore (Otero 46)
Olson [A 61]
Lassiter [G 61]
Moreno [A 19, 85]
Wood [G 19]

5/22 @ Miami
W 3-1 | DCU 6-3-0
Presthus
Agoos
Llamosa
Sonora [A 90]
Aunger
Moore [A 62] (Talley 75)
Williams [A 62]
Olson (Cooks 87)
Lassiter [G 62, 71]
Etcheverry [G 90]
Moreno (Wood 71)

5/29 v. Chicago
W 3-1 | DCU 7-3-0
Presthus
Kamler
Agoos [G 39]
Sonora
Aunger
Moore (Talley 71)
Williams
Olson [G 65, A 80]
Moreno
Etcheverry [A 39, 80]
Lassiter [G 80, A 65]

6/5 v. Columbus
W 1-0 | DCU 8-3-0
Presthus
Kamler
Agoos
Sonora [G 65]
Aunger
Moore
Williams
Olson (Talley 82)
Etcheverry
Moreno
Lassiter [A 65]

6/10 v. Miami
W 3-1 | DCU 9-3-0
Presthus
Kamler
Agoos (Pope 46)
Sonora [A 8]
Aunger [A 8]
Moore (Otero 68)
Williams [G 58, A 32]
(Talley 79)
Olson [G 32]
Lassiter [G 8]
Moreno [A 32]
Wood

6/13 @ Columbus
W 2-1 | DCU 10-3-0
Presthus
Kamler
Talley
Sonora
Moore [E 61]
Otero
Aunger
Olson
Wood [A 34] (Cooks 64)
Etcheverry [A 34, 66]
Moreno [G 34, 66]
(Hayes 80)

6/16 @ Dallas
L 0-3 | DCU 10-4-0
Presthus
Kamler
Agoos
Sonora
Aunger
Otero (Hayes 81)
Williams (Talley 74)
Olson
Lassiter
Etcheverry [E 77]
Moreno (Wood 22)

6/19 v. Los Angeles
L 1-2 | DCU 10-5-0
Presthus
Agoos
Llamosa
Kamler [G 83]
Moore (Wood 65)
Williams (Hayes 77)
Aunger
Sonora
Olson [A 83]
Otero
Lassiter

6/26 v. Kansas City
W 3-0 | DCU 11-5-0
Presthus
Agoos
Llamosa
Sonora
Kamler
Williams [A 64]
Aunger
Olson [A 64] (Peay 87)
Lassiter [G 74, 85]
Moore
(Talley 59 [G 64, A 74])
Wood [A 74, 85]
(Slivinski 86)

7/4 @ San Jose
L 1-1 (SO 2-3) | DCU 11-6-0
Presthus
Agoos [A 10]
Llamosa
Pope (Moore 85)
Kamler
Williams
Aunger [A 10] (Talley 80)
Sonora
Lassiter
Olson
Wood [G 10] (Hayes 81)

7/7 @ Columbus
W 1-1 (SO 2-0) | DCU 12-6-0
Presthus
Agoos
Llamosa [E 75]
Talley
Kamler
Aunger [A 27]
Williams
Sonora
Wood [G 27]
Olson
Lassiter [A 27]

7/10 v. Colorado
L 1-2 | DCU 12-7-0
Presthus
Kamler
Agoos
Talley
Olson [A 72]
Aunger (Otero 78)
Williams
Sonora (Moore 23)
Wood [G 72]
Moreno
Lassiter [A 72]

7/25 @ New England
W 2-0 | DCU 13-7-0
Presthus
Peay [A 11]
Talley [G 33]
Pope
Cooks
Maessner [A 11]
Aunger
Albright (Slivinski 77)
Lassiter [G 11]
Otero [A 33] (Onalfo 83)
Wood (Hayes 87)

8/8 v. Tampa Bay
W 2-2 (SO 3-2) | DCU 14-7-0
Presthus
Maessner (Albright 68)
Agoos
Pope
Talley (Wood 79 [G 85])
Williams
Etcheverry [G 16, A 85]
Aunger
Olson
Lassiter [A 16]
Moreno [A 16]

8/11 @ New York
W 4-1 | DCU 15-7-0
Simpson
Agoos
Talley [G 21, A 75]
Pope
Sonora [A 75]
Maessner (Moore 76)
Williams
Albright (Olson 59 [G 71])
Moreno [G 41]
(Wood 67 [G 75])
Etcheverry [A 21, 41]
Lassiter

8/14 v. Columbus
W 2-1 | DCU 16-7-0
Presthus (Simpson 35)
Agoos
Pope
Talley
Olson [A 33]
Aunger
Williams
Sonora (Maessner 9 [G 33])
Moreno [PK 58, A 33]
Lassiter

8/21 @ Miami
W 2-2 (SO 2-0) | DCU 17-7-0
Simpson
Agoos
Pope [G 86]
Talley [A 86]
Olson [A 61]
Aunger (Slivinski 74)
Williams
Maessner (Wood 46)
Etcheverry [A 61, 86]
Lassiter [G 61, E 63]
Moreno

8/25 v. Miami
W 3-1 | DCU 18-7-0
Simpson
Agoos
Pope
Talley
Olson [G 3] (Moore 69)
Aunger [G 42]
Williams [A 9]
Maessner [G 9, A 42]
Etcheverry [A 3] (Otero 77)
Moreno [A 3, 9, 42]
Wood (Albright 75)

8/28 @ Colorado
W 1-0 | DCU 19-7-0
Simpson
Agoos
Talley
Pope
Aunger [A 16]
Olson [G 16]
Williams [E 87]
Maessner
Etcheverry
Lassiter (Albright 88)
Moreno [A 16]

9/4 v. Dallas
W 4-1 | DCU 20-7-0
Presthus (Simpson 37)
Agoos
Pope
Llamosa (Peay 46)
Sonora (Cooks 77)
Olson
Talley [A 76]
Maessner [G 76]
Etcheverry [G 24, 47]
Moreno [G 17, A 24, 47, 76]
(Wood 81)
Lassiter [A 24, 47]

9/10 @ Tampa Bay
W 2-1 | DCU 21-7-0
Simpson
Agoos
Talley
Llamosa
Sonora
Otero (Olson 64)
Aunger
Albright (Peay 77)
Etcheverry
Moreno [G 43]
Lassiter [G 23, A 43]

9/18 v. New York
W 1-1 (SO 2-1) | DCU 22-7-0
Presthus
Agoos
Llamosa
Pope (Wood 77)
Sonora
Olson [A 42]
Williams [A 42]
Maessner (Talley 46)
Etcheverry
Lassiter
Moreno [G 42]

9/25 @ Los Angeles
W 2-0 | DCU 23-7-0
Presthus (Simpson 46)
Peay [G 56]
Talley
Pope
Sonora (Agoos 46)
Moore [A 17] (Cooks 88)
Aunger
Maessner (Lassiter 46)
Albright [A 56]
Otero
Wood [G 17]

10/6 v. Tampa Bay
L 2-4 | DCU 23-8-0
Presthus
Agoos [G 70]
Llamosa [A 76] (Albright 85)
Pope
Sonora [A 70]
Otero (Wood 63 [A 70, 76])
Williams
Olsen
Etcheverry
Lassiter [G 76]
Moreno

10/9 v. New England
L 1-1 (SO 2-3) | DCU 23-9-0
Presthus
Agoos
Llamosa (Aunger 69)
Pope
Talley
Olsen
Williams
Sonora (Maessner 67)
Etcheverry
Wood
Lassiter
NE: [OG 2]

1999 MLS CUP PLAYOFFS

10/16 v. Miami
W 2-0 | Game 1
Presthus
Agoos
Talley [A 88]
Pope
Sonora
Maessner
Williams
Olsen
Etcheverry [A 34, 88]
Moreno [G 34, 88]
(Moore 88)
Lassiter (Wood 72)

10/24 @ Miami
W 0-0 (SO 3-2) | Game 2
Presthus
Agoos
Talley
Pope
Sonora
Maessner (Aunger 89)
Williams [E 35]
Olsen
Moreno (Wood 86)
Etcheverry
Lassiter

10/31 v. Columbus
W 2-1 | Game 1
Presthus
Agoos [A 72]
Talley
Pope [A 15]
Sonora
Maessner [A 72]
Aunger
Olsen [G 72] (Moore 82)
Etcheverry [A 15]
Moreno [G 15] (Wood 82)
Lassiter

11/7 @ Columbus
L 1-5 | Game 2
Presthus
Agoos
Talley
Pope (Wood 46)
Sonora (Aunger 80)
Maessner (Moore 59)
Williams
Olsen
Etcheverry
Lassiter [G 7]
Moreno

11/13 v Columbus
W 4-0 | Game 3
Presthus [A 34]
Agoos
Llamosa
Pope
Talley
Maessner
Williams
Olsen
Etcheverry [G 86, A 17,
34, 52]
Lassiter [G 34, 52]
Moreno [G 17, A 52]

11/21 @ Los Angeles
W 2-0 | MLS Cup final
Presthus
Agoos
Llamosa (Sonora 74)
Pope
Talley
Maessner
Williams
Olsen [G 48+]
Etcheverry
Moreno [G 19]
Lassiter [A 19] (Aunger 87)

1999 U.S. OPEN CUP

8/4 @ Charleston Battery
L 3-4 (OT) | Third Round
Presthus
Peay
Pope
Talley
Moore [A 59]
Aunger
Sonora (Albright 51 [G 59])
Otero (Slivinski 55)
Wood [G 84]
Moreno [G 28, A 59, 84]
Lassiter

1999 CONCACAF CHAMPIONS' CUP

9/29 @ CD Olimpia
W 1-0 | Quarterfinal
Presthus
Agoos
Llamosa
Pope
Sonora
Olsen
Williams
Maessner (Talley 58 [A 68])
Moreno [G 68]
Etcheverry
Lassiter

10/1 @ Necaxa
L 1-3 | Semifinal
Presthus
Agoos
Llamosa
Pope (Albright 69)
Talley [G 26]
Olsen [A 26]
Williams
Sonora
Moreno
Etcheverry
Lassiter (Wood 19)

10/3 @ Chicago
D 2-2 | Third Place game
Simpson
Talley
Onalfo
Cooks
Slivinski
Moore
Aunger
Maessner
Wood [G 2] (Olsen 46)
Otero [G 50]
Albright [A 2]

1999 FRIENDLIES

3/30 @ Bermuda
National Team
W 2-0
Presthus (Simpson 46)
Sonora (Aunger 46 [A 80])
Pope (Otero 73)
Llamosa (Bates 66)
Agoos (Hayes 46)
Williams (Moore 46)
Olsen (Cooks 62)
Kamler
Etcheverry [G 80]
Lassiter (Wood 62)
Moreno [PK 18] (Talley 46)

6/29 @ Richmond Kickers
L 0-1 | Match abandoned
after 22 minutes
Payne
Talley
Llamosa
Agoos
Sonora
Williams
Aunger
Kamler
Olsen
Wood
Hayes

1999 SCHEDULE AND RESULTS

DATE	OPPONENT	RES.	SCORE	ATT.	W-L-T	POS.	PTS.	NOTES:
03/20/1999	at Tampa Bay	W	5-2	16,872	1-0-0	1	3	DC: Llamosa (50) Moreno (54) Lassiter (66,88) Williams (81); TB: Gottardi (67,88)
03/30/1999	at Bermuda Nat'l &	W	2-0	5,000+	-	-	-	DC: Moreno (18), Etcheverry (80)
04/03/1999	at MetroStars	W	1-0	20,978	2-0-0	1	6	DC: Lassiter (47)
04/10/1999	at New England	W	3-2	18,373	3-0-0	1	7	DC: Auger (45) Lassiter (73); NE: Moore (50) Torres (83)
04/17/1999	San Jose	L	1-2	35,167	3-1-0	1	7	DC: Auger (44); S.J. Cerritos (11)
04/24/1999	New England	L	2-3	15,132	3-2-0	1	7	DC: Lassiter (27) Wood (87); NE: McKinley (32,45) Savarese (37)
05/01/1999	at Chicago	L	2-3	20,840	3-3-0	2	7	DC: Moreno (64) Lassiter (67); CHI: Podbrozny (45) Armas (77) Wolff (82)
05/08/1999	MetroStars	W	2-1	15,499	4-3-0	1	10	DC: Lassiter (6) Moreno (57); MET: Kaloni (75)
05/15/1999	at Kansas City	W	4-3	11,186	5-3-0	2	11	DC: Wood (19) Lassiter (61) Talley (85); KC: Henderson (13) Klein (31) Preki (34)
05/22/1999	at Miami	W	3-1	7,113	6-3-0	11	14	DC: Lassiter (62,71) Etcheverry (80); MIA: Serna (80)
05/29/1999	Chicago	W	3-1	21,840	7-3-0	1	17	DC: Agos (58) Olsen (65) Lassiter (80); CHI: Podbrozny (14)
06/05/1999	Columbus	W	1-0	18,234	8-3-0	1	20	DC: Sonora (65)
06/10/1999	Miami	W	3-1	12,136	9-3-0	1	23	DC: Lassiter (8) Olsen (32) Williams (58); MIA: Gutierrez (69)
06/13/1999	at Columbus	W	2-1	17,386	10-3-0	1	26	DC: Moreno (34,66); CLB: Cunningham (69)
06/16/1999	at Dallas	L	0-3	8,817	10-4-0	1	26	DAL: Washington (69,79) Deering (75)
06/19/1999	Los Angeles	L	1-2	21,138	10-5-0	1	26	DC: Kamler (83); LA: Hermosillo (22) Cienfuegos (90)
06/26/1999	Kansas City	W	3-0	12,879	11-5-0	1	29	DC: Talley (64) Lassiter (74,85)
06/29/1999	at Richmond &	L	0-1	-	-	-	-	RIC: Glasgow (5) - Match abandoned after 22 minutes
07/04/1999	at San Jose	L	1-2	73,123	11-6-0	1	29	DC: Wood (10); S.J. Cerritos (44)
07/07/1999	at Columbus	W	2-1	18,101	12-6-0	1	30	DC: Wood (27); CLB: John (56)
07/10/1999	Colorado	L	1-2	16,387	12-7-0	1	30	DC: Wood (72); COL: Digiamarino (61) Dely Valdes (74)
07/25/1999	at New England	W	2-0	15,132	13-7-0	1	33	DC: Lassiter (11) Talley (33)
08/04/1999	at Charleston %	L	3-4(OT)	5,456	-	-	-	DC: Moreno (28) Albright (59) Wood (84); CH: Burke (12) Sewell (24) Ilarionov (87,100)
08/09/1999	Tampa Bay	W	3-2	18,754	14-7-0	1	34	DC: Etcheverry (18) Wood (89); TB: Shannon (40) Tritschuh (51)
08/11/1999	at MetroStars	W	4-1	6,876	15-7-0	1	37	DC: Talley (21) Moreno (41) Olsen (71) Wood (75); MET: Curcio (9)
08/14/1999	Columbus	W	2-1	15,312	16-7-0	1	40	DC: Maessner (33) Moreno (58); CLB: Cunningham (47)
08/21/1999	at Miami	W	3-2	11,097	17-7-0	1	41	DC: Lassiter (61) Pope (86); MIA: Marshall (66) Welton (29)
08/25/1999	Miami	W	3-1	11,136	18-7-0	1	44	DC: Olsen (3) Maessner (9) Auger (42); MIA: Welton (3)
08/28/1999	at Colorado	W	1-0	14,982	19-7-0	1	47	DC: Olsen (16)
09/04/1999	Dallas	W	4-1	12,093	20-7-0	1	50	DC: Moreno (17) Etcheverry (24,76) Maessner (76); DAL: Graziani (28)
09/10/1999	at Tampa Bay	W	2-1	12,397	21-7-0	1	53	DC: Lassiter (23) Moreno (43); TB: Diaz Arce (72)
09/18/1999	MetroStars	W	2-1	21,463	22-7-0	1	54	DC: Moreno (42) Villegas (48)
09/25/1999	at Los Angeles	W	2-0	29,161	23-7-0	1	57	DC: Wood (17) Peay (56)
09/29/1999	CD Olimpia *	W	1-0	7,127	-	-	-	DC: Moreno (68)
10/01/1999	CID Necaxa *	L	1-3	8,163	-	-	-	DC: Talley (26); NEC: Almaguer (40) Delgado (57) Oliva (68)
10/03/1999	Chicago Fire *	T	2-2	9,763	-	-	-	DC: Wood (2) Otero (50); CHI: Razov (71) Marsch (80)
10/06/1999	Tampa Bay	L	2-4	10,846	23-8-0	1	57	DC: Apoue (70) Lassiter (76); TB: Raiston (7) Kotschau (22) Shannon (83) Lagos (88)
10/09/1999	New England	L	1-2	20,695	23-9-0	1	57	DC: own goal (2) Moore (50)
10/16/1999	Miami \$	W	2-0	18,011	-	-	-	DC: Moreno (34,88)
10/24/1999	at Miami \$	W	0-0(SO)	8,446	-	-	-	
10/31/1999	Columbus \$	W	2-1	14,529	-	-	-	DC: Moreno (15) Olsen (72); CLB: Cunningham (82)
11/07/1999	at Columbus \$	L	1-5	12,778	-	-	-	DC: Lassiter (7); CLB: Elcock (20) Cunningham (41) John (48,61,84)
11/13/1999	Columbus \$	W	4-0	25,451	-	-	-	DC: Moreno (17) Lassiter (34,52) Etcheverry (86)
11/21/1999	Los Angeles \$	W	2-0	44,910	-	-	-	DC: Moreno (19) Olsen (45)

COMPETITION KEY

* CONCACAF Champions Cup	~ InterAmerican Cup
@ CONCACAF Champions League	\$ MLS Cup Playoffs
^ Copa Nissan Sudamericana	# SuperLiga
& Friendly	% U.S. Open Cup
+ FC Giants Cup	

1999 LEAGUE STANDINGS

EASTERN CONFERENCE

TEAM	W	L	PTS	GF	GA	SOW	STREAKS	LAST 10
D.C. United	23	9	57	65	43	6	Lost 2	8-2
Columbus	19	13	45	48	39	6	Lost 2	5-5
ampa Bay	14	18	32	51	50	5	Lost 1	5-5
Miami	13	19	29	42	59	5	Won 2	4-6
New England	12	20	26	38	53	5	Won 2	4-6
MetroStars	7	25	15	32	64	3	Lost 1	2-8

WESTERN CONFERENCE

TEAM	W	L	PTS	GF	GA	SOW	STREAKS	LAST 10
Los Angeles	20	12	54	49	29	3	Won 1	6-4
Dallas	19	13	51	54	35	3	Won 5	8-2
Chicago	18	14	48	51	36	3	Won 2	6-4
Colorado	20	12	48	38	39	6	Lost 2	4-6
San Jose	19	13	37	48	49	10	Won 1	7-3
Kansas City	8	24	20	33	53	2	Lost 7	2-8

1999 MLS STATISTICS (23-9-0, 57 PTS.)

UNF	POS	PLAYER	GP	GS	MIN	G	A	SHT	SOG	FC	FS	OFF	CK	C	E
15	F	Roy Lassiter	30	29	2526	18	11	85	47	25	34	43	0	5	1
9	F	Jaime Moreno	25	25	2114	10	13	70	34	55	74	12	37	5	0
7	F	A.J. Wood	24	13	1385	8	6	44	17	24	23	10	0	1	0
14	M	Ben Olsen	28	26	2292	5	11	43	26	65	59	9	35	3	0
10	M	Marco Etcheverry	22	22	1890	4	17	37	18	22	54	4	122	8	1
3	D	Carey Talley	29	16	1603	4	4	22	5	40	19	0	0	6	1
5	D	Geoff Aunger	26	24	2132	3	5	23	8	75	18	0	0	7	1
20	M	John Maessner (TOT)	24	21	1605	3	3	17	11	9	12	2	0	2	0
20	M	John Maessner (DC)	11	9	743	3	2	9	7	4	5	0	0	0	0
16	M	Richie Williams	23	23	1996	2	6	12	6	56	22	0	0	4	1
12	D	Jeff Agoos	30	29	2610	2	2	32	11	27	48	1	3	5	0
4	D	Diego Sonora	27	27	2201	1	5	10	5	11	15	1	2	2	0
8	M	*Brian Kamler	16	15	1302	1	2	15	4	8	20	2	0	2	1
18	D	Carlos Llamasa	17	17	1423	1	1	8	4	17	14	0	0	1	2
25	D	Clint Peay	5	2	241	1	1	1	1	6	0	0	0	1	0
23	D	Eddie Pope	19	18	1647	1	0	7	2	26	9	0	0	0	0
11	M	Jason Moore	16	12	999	0	2	5	0	15	45	2	0	5	1
34	M	Antonio Otero	12	8	719	0	2	8	5	12	8	1	12	3	0
17	F	Chris Albright	8	4	347	0	1	6	3	7	4	3	0	1	0
17	M	Brian Bates	1	0	64	0	0	1	0	0	0	0	0	0	0
33	M	Judah Cooks	6	1	148	0	0	0	0	8	1	0	0	0	0
21	F	David Hayes	5	0	44	0	0	2	1	0	1	0	0	1	0
24	D	Curt Onalfo	1	0	7	0	0	0	0	0	0	0	0	0	0
22	GK	Tom Presthus	26	26	2227	0	0	0	0	1	5	0	0	0	0
2	GK	Mark Simpson	9	6	653	0	0	0	0	0	2	0	0	0	0
19	M	Mike Sivinski	4	0	57	0	0	0	0	1	0	1	3	0	0
OWN-GOALS RECEIVED						1									
TEAM TOTALS			32	32	2880	65	91	440	204	505	480	90	214	60	9
OPPONENT TOTALS			32	32	2880	43	63	408	177	500	482	168	171	61	8

GAME-WINNING GOALS: Jaime Moreno 5, Roy Lassiter 4, Ben Olsen 3, A.J. Wood 1, Carey Talley 1, Diego Sonora 1, John Maessner 1, Marco Etcheverry 1

GAME-WINNING ASSISTS: Jaime Moreno 5, Roy Lassiter 5, Marco Etcheverry 4, Richie Williams 3, Ben Olsen 2, Clint Peay 1, Antonio Otero 1, Jason Moore 1, John Maessner 1, Geoff Aunger 1

PENALTY KICK GOALS/ATTEMPTS: Jaime Moreno 2-2, Roy Lassiter 1-2

D.C. UNITED INDIVIDUAL GOALKEEPING

UNF	POS	GOALKEEPER	GP	GS	MIN	SHTS	SV	GA	GAA	PG	PA	W	L	T	SO
2	GK	Mark Simpson	9	6	653	48	37	9	1.24	1	1	6	1	0	1
22	GK	Tom Presthus	26	26	2227	129	88	34	1.37	0	1	17	8	0	3
TEAM TOTALS			32	32	2880	177	125	43	1.34	1	2	23	9	0	6
OPPONENT TOTALS			32	32	2880	204	129	65	2.03	3	4	9	23	0	1

* = Played with other teams in 1999. Only D.C. United statistics listed here.

1999 POSTSEASON STATISTICS

UNF	POS	PLAYER	GP	GS	MIN	G	A	SHT	SOG	FC	FS	OFF	CK	C	E
9	F	Jaime Moreno	6	6	526	5	1	16	10	13	21	5	0	0	0
15	F	Roy Lassiter	6	6	519	3	1	14	7	6	10	9	0	1	0
14	M	Ben Olsen	6	6	532	2	0	13	5	13	15	5	0	2	0
10	M	Marco Etcheverry	6	6	540	1	6	6	3	3	17	0	24	1	0
12	D	Jeff Agoos	6	6	540	0	1	7	5	8	15	0	0	0	0
20	M	John Maessner	6	6	508	0	1	3	1	9	5	3	0	0	0
23	D	Eddie Pope	6	6	495	0	1	1	0	10	7	0	0	1	0
22	GK	Tom Presthus	6	6	540	0	1	0	0	1	3	0	0	1	0
3	D	Carey Talley	6	6	540	0	1	3	2	11	7	1	0	1	0
5	D	Geoff Aunger	4	1	104	0	0	1	1	5	1	0	0	2	0
18	D	Carlos Llamasa	2	2	164	0	0	2	0	4	2	0	0	0	0
11	M	Jason Moore	3	0	41	0	0	0	0	0	1	0	0	0	0
4	D	Diego Sonora	5	4	366	0	0	0	0	10	5	2	0	1	0
16	M	Richie Williams	5	5	395	0	0	5	1	11	4	1	0	0	1
7	F	A.J. Wood	4	0	75	0	0	1	0	2	1	1	0	0	0
TEAM TOTALS			6	6	540	11	13	72	35	106	114	27	24	10	1
OPPONENT TOTALS			6	6	540	6	10	59	25	119	103	24	28	11	1

GAME-WINNING GOALS: Jaime Moreno 3, Ben Olsen 1

GAME-WINNING ASSISTS: Marco Etcheverry 2, John Maessner 1, Roy Lassiter 1, Jeff Agoos 1

PENALTY KICK GOALS/ATTEMPTS: None

D.C. UNITED INDIVIDUAL GOALKEEPING

UNF	POS	GOALKEEPER	GP	GS	MIN	SHTS	SV	GA	GAA	PG	PA	W	L	T	SO	OT REC
22	GK	Tom Presthus	6	6	540	25	17	6	1.00	0	0	5	1	0	4	0-0-0
TEAM TOTALS			6	6	540	25	17	6	1.00	0	0	5	1	0	4	0-0-0
OPPONENT TOTALS			6	6	540	35	23	11	1.83	0	0	1	5	0	1	0-0-0

1998 MLS LINEUPS

3/15 @ Miami
W 2-0 | DCU 1-0-0
Garlick
Agoos
Aunger
Llamosa
Talley (Kamler 46)
Harkes
Williams [G 16]
Sanneh [G 37, A 16]
(Olsen 46)
Etcheverry [A 37]
Wegerle
Moreno [A 16, E 29]

3/21 v. Kansas City
W 1-2 | DCU 2-0-0
Garlick
Agoos
Llamosa
Aunger
Harkes [G 75, A 38]
Kamler [A 38]
Williams
Olsen
Etcheverry [A 75]
Wegerle [PK 13, G 38]
Wood (Silvinski 78)

3/29 v. New England
W 1-1 (SO 3-2) | DCU 3-0-0
Garlick
Llamosa
Pope
Harkes
Agoos
Aunger (Wood 79)
Williams
Olsen (Kamler 72 [G 88])
Etcheverry [A 88]
Moreno [A 88]
Wegerle

4/4 @ Columbus
1-2-2 | DCU 3-1-0
Garlick
Agoos
Pope [E 64]
Kamler
Aunger (Yorks 87)
Williams (Talley 82)
Harkes
Etcheverry
Sanneh
Moreno [G 21]
Wood (Olsen 65)

4/11 v. Colorado
W 3-3 (SO 2-0) | DCU 4-1-0
Garlick
Agoos
Llamosa
Kamler [A 53]
Aunger
Williams [G 38]
Harkes [A 38]
Etcheverry [G 45, A 53]
Sanneh
Wegerle
Moreno [G 53, A 38] (Olsen 80)

4/18 @ New England
L 1-1 (SO 2-3) | DCU 4-2-0
Garlick
Llamosa (Talley 46)
Pope
Agoos
Aunger (Olsen 73)
Williams
Harkes
Etcheverry [G 33]
Sanneh
Moreno [A 33]
Wegerle

4/26 v. Columbus
W 1-1 (SO 3-2) | DCU 5-2-0
Presthut
Llamosa
Pope
Agoos
Peay (Wood 74)
Williams (Talley 81)
Harkes
Etcheverry [A 89]
Sanneh [A 89]
Moreno [G 89]
Olsen

4/29 v. San Jose
W 3-1 | DCU 6-2-0
Garlick
Llamosa
Pope
Agoos [A 70]
Peay [A 59]
Williams
Harkes [G 11, 59; A 70]
(Talley 88)
Etcheverry [A 11]
Sanneh [A 59]
Moreno
Olsen (Lassiter 46 [G 70])

5/2 @ Chicago
W 3-1 | DCU 7-2-0
Presthut
Llamosa (Talley 79)
Pope
Agoos
Aunger (Olsen 79 [G 88])
Williams [A 19]
Harkes
Etcheverry [G 86, A 88]
Sanneh [A 19]
Moreno [A 88]
Lassiter [G 19]

5/9 v. MetroStars
W 2-0 | DCU 8-2-0
Garlick
Llamosa
Garlick
Agoos (Gori 73)
Williams [G 38]
Harkes
Etcheverry [G 40]
Sanneh (Olsen 77)
Moreno [A 56]
Lassiter [G 56]

5/13 v. New England
W 3-2 | DCU 9-2-0
Garlick
Talley
Llamosa
Gori (Onalfo 85)
Aunger
Williams
Sanneh [G 46]
Etcheverry [A 55]
Olsen [G 16] (Silvinski 85)
Lassiter [G 55, A 46]
Moreno

5/16 @ MetroStars
L 3-4 | DCU 9-3-0
Garlick
Talley [A 76]
Llamosa (Onalfo 16
(Wood 69))
Gori
Aunger (Olsen 46 [A 86])
Williams [A 86]
Sanneh [G 71]
Etcheverry
Harkes [A 71]
Lassiter [G 76]
Moreno [G 86, A 76]

5/23 v. Tampa Bay
W 3-2 | DCU 10-3-0
Garlick
Kamler
Talley
Gori
Harkes
Williams
Sanneh [G 65]
Etcheverry [G 22, A 53]
Olsen [A 53] (Silvinski 73)
Moreno (Wood 53)
Lassiter [G 53, A 65]

5/30 @ Tampa Bay
W 1-1 (SO 2-1) | DCU
11-3-0
Garlick
Kamler
Talley (Peay 85)
Gori (Wood 66)
Aunger
Williams
Sanneh
Harkes
Olsen
Lassiter [A 68]
Moreno [G 68]

6/3 @ San Jose
W 4-0 | DCU 12-3-0
Garlick
Kamler
Llamosa
Harkes
Aunger
Sanneh [G 76] (Gori 78)
Williams [G 65]
Olsen [G 54, A 76]
(Talley 84)
Etcheverry
Lassiter [A 54]
Moreno [PK 41, A 54]
(Wood 78)

6/7 v. Dallas
L 4-4 (SO 1-3) | DCU 12-4-0
Garlick
Kamler
Llamosa
Aunger (Talley 62)
Williams (Wood 89)
Harkes
Sanneh [A 70]
Etcheverry [G 31, A 70]
Olsen
Moreno
Lassiter [G 19, 70]
DAL: [OG 88]

6/13 @ Columbus
W 3-3 (SO 4-3) | DCU 13-4-0
Presthut
Kamler (Gori 71)
Llamosa
Peay
Harkes [G 25]
Sanneh
Williams [A 67] (Wood 85)
Olsen [A 67] (Talley 85)
Etcheverry [A 25]
Moreno [PK 37]
Lassiter [G 67]

6/25 @ Colorado
L 1-3 | DCU 13-5-0
Presthut
Kamler
Talley (Wood 66 [G 68])
Gori (Silvinski 81)
Peay (Aunger 46 [A 68])
Williams
Harkes
Etcheverry
Olsen [A 68]
Lassiter
Moreno

7/2 v. Miami
W 3-1 | DCU 14-5-0
Garlick
Talley
Pope
Agoos
Kamler (Silvinski 70)
Williams
Harkes [A 55] (Aunger 82)
Olsen
Etcheverry [A 55]
Lassiter [G 76]
Moreno [G 40, 55]
(Wood 79)

7/10 v. Los Angeles
W 3-0 | DCU 15-5-0
Garlick
Agoos [A 34] (Gori 79)
Talley
Pope
Kamler
Harkes [G 23, A 49]
Williams
Etcheverry [A 23] (Aunger 70)
Olsen [A 49] (Silvinski 79)
Moreno [G 49]
Lassiter [G 34]

7/15 @ New England
W 1-0 | DCU 16-5-0
Garlick
Agoos
Pope
Gori (Silvinski 77 [A 81])
Talley
Kamler
Williams
Harkes
Olsen
Moreno [A 81]
Lassiter [G 81]

7/18 v. Chicago
W 4-1 | DCU 17-5-0
Garlick
Pope
Talley
Agoos
Kamler [A 69] (Gori 87)
Harkes
Williams
Etcheverry [A 90]
Olsen [A 69] (Silvinski 76)
Moreno [G 78]
Lassiter [PK 53, G 69, 90]
(Wood 90)

7/25 @ Los Angeles
W 1-0 | DCU 18-5-0
Garlick
Agoos
Talley
Pope
Gori [E 16]
Aunger
Harkes
Etcheverry
Olsen (Onalfo 77)
Lassiter (Silvinski 79)
Moreno
LA: [OG 44]

7/29 v. Tampa Bay
W 2-2 (SO 4-3) | DCU 19-5-0
Garlick
Agoos [E 43]
Pope
Kamler
Talley
Williams
Harkes
Etcheverry [G 21, 54]
Olsen (Wood 90)
Moreno [A 21]
Lassiter (Silvinski 76)

8/7 v. Dallas
W 1-0 | DCU 20-5-0
Garlick
Talley
Pope
Kamler
Aunger
Williams
Etcheverry
Harkes
Olsen (Silvinski 80)
Moreno
Lassiter [PK 57]

8/22 v. MetroStars
W 2-1 | DCU 21-5-0
Garlick
Agoos [A 78]
Pope
Kamler
Llamosa (Talley 46)
Williams
Harkes
Etcheverry [G 78]
Olsen
Moreno [G 59] (Aunger 85)
Lassiter

8/26 @ Kansas City
W 2-1 | DCU 22-5-0
Garlick
Llamosa
Pope
Agoos [G 86]
Talley
Williams
Kamler (Silvinski 75
(Wood 78))
Etcheverry [G 72, A 86]
Olsen
Moreno
Lassiter

8/29 @ Tampa Bay
L 2-2 (SO 0-1) | DCU
22-6-0
Simpson
Llamosa
Pope [G 85]
Agoos [A 39]
Talley
Williams
Kamler (Gori 85)
Olsen [A 39] (Wood 77)
Etcheverry [A 85]
Moreno (Aunger 85)
Lassiter [G 39]

9/13 @ Miami
L 3-4 | DCU 22-7-0
Garlick
Care (Gori 46)
Pope
Kamler [A 58]
Williams (Silvinski 71)
Talley
Harkes [G 85]
Etcheverry [A 11, 58, 85]
(Wood 82)
Moreno [G 11, 58]
Lassiter

9/16 @ MetroStars
W 5-0 | DCU 23-7-0
Presthut
Olsen
Kamler (Aunger 31 [A 83])
Talley
Gori
Williams
Harkes
Olsen [G 36]
Etcheverry
Lassiter [PK 4, A 36] (Wood
72 [G 83])
Moreno [PK 15, A 36]
(Silvinski 78)
MET: [OG 67]

9/19 v. Miami
L 1-3 | DCU 23-8-0
Simpson
Pope (Aunger 75)
Agoos
Talley (Gori 46)
Sanneh [A 50] (Slivinski 77)
Williams
Harkes
Olsen [E 35]
Etcheverry
Moreno [G 50]
Lassiter [A 50]

9/27 v. Columbus
W 2-2 (SO 3-2) | DCU 24-8-0
Garlick (Prethuis 46)
Llamosa
Talley [A 42]
Gori
Aunger
Cooks
Slivinski (Williams 74)
Harkes
Sanneh (Lassiter 10)
Moreno (Agoos 35)
Wood [G 42]
CLB: [OG 70]

1998 MLS CUP PLAYOFFS

9/30 v. Miami
W 2-1 | Game 1
Prethuis
Llamosa
Pope
Agoos [A 38]
Williams
Talley (Aunger 76)
Gori [A 38]
Harkes
Olsen (Cooks 84)
Moreno [G 38, A 28]
Lassiter [G 28]

10/4 @ Miami
W 0-0 (SO 3-2) | Game 2
Prethuis
Llamosa
Pope (Aunger 90)
Agoos
Gori
Williams (Wood 90)
Harkes
Etcheverry
Olsen (Talley 72)
Moreno
Lassiter [E 3]

10/11 v. Columbus
W 2-0 | Game 1
Prethuis
Llamosa
Pope
Agoos [A 68]
Williams
Harkes
Gori (Talley 48)
Etcheverry [G 78]
Olsen [A 78] (Aunger 78)
Moreno [A 68]
Wood (Sanneh 63 [G 68])

10/18 @ Columbus
L 2-4 | Game 2
Prethuis
Llamosa (Wood 81)
Pope
Agoos [A 65]
Williams
Aunger (Talley 62 [A 77])
Harkes
Etcheverry [A 65]
Olsen (Sanneh 61 [G 65])
Moreno
Lassiter [G 77]

10/21 v. Columbus
W 3-0 | Game 3
Prethuis
Llamosa (Cooks 86)
Pope
Agoos [G 12]
Williams (Aunger 86)
Sanneh
Harkes [A 44]
Etcheverry [A 12]
Olsen
Moreno [A 44] (Talley 77)
Lassiter [G 44, 79]

10/25 v. Chicago
L 0-2 | MLS Cup Final
Prethuis
Llamosa (Slivinski 81)
Pope
Agoos
Williams
Sanneh (Wood 70)
Harkes
Etcheverry
Olsen
Moreno
Lassiter

1998 CONCACAF CHAMPIONS' CUP

8/11 v. Joe Public F.C.
W 8-0 | Quarterfinal
Prethuis
Agoos [A 67, 72]
Pope [A 92]
Kamler
Williams [A 13]
Talley [A 22] (Wood 65 [G 75, 92])
Harkes
Etcheverry [A 44]
(Slivinski 50)
Olsen [G 13, 44; A 29, 75]
Moreno (Llamosa 46)
Lassiter [G 22, 29, 67, 72]

8/14 v. C.S.D. Leon
W 2-0 | Semifinal
Garlick
Agoos
Pope
Llamosa (Talley 46)
Kamler
Williams [A 10]
Harkes [A 61]
Etcheverry
Olsen
Moreno
Lassiter [G 10, 61]

8/16 v. C.D. Toluca
W 1-0 | Final
Garlick
Agoos
Pope [G 41]
Kamler
Talley
Williams
Harkes
Etcheverry [A 41]
Olsen
Lassiter
Moreno (Llamosa 76)

1998 INTERAMERICAN CUP

11/14 v. CR Vasco da Gama
L 0-1 | First Leg
Prethuis
Agoos
Llamosa
Pope
Sanneh (Wood 81)
Harkes
Williams
Olsen
Etcheverry
Lassiter
Moreno

12/5 v. CR Vasco da Gama
Ft. Lauderdale, FL
W 2-0 | Second Leg
Garlick
Agoos [A 34]
Llamosa
Pope [G 77]
Olsen
Harkes
Williams
Sanneh [G 34]
Etcheverry
Lassiter [A 77] (Aunger 88)
Moreno

1998 FRIENDLIES

6/20 @ Kansas City
D 0-0 - Match abandoned
after 53 minutes
Prethuis
Peay
Llamosa
Gori
Olsen
Williams
Harkes
Sanneh
Etcheverry
Lassiter
Wood

7/6 @ Hampton Roads
Mariners
L 1-2
Simpson
Care (Onalfo 63)
Agoos
Gori
Olsen [A 43]
Harkes [G 43] (Talley 46)
Aunger
Kamler
Etcheverry (Cooks 63)
Moreno (Slivinski 46)
Wood

11/21 v. Central American
Select XI
W 2-1
Prethuis
Pope
Llamosa
Agoos
Olsen (Slivinski 59)
Williams
Harkes
Aunger
Gori
Wood [G 45]
Sanneh (Talley [G 82])

1998 SCHEDULE AND RESULTS

DATE	OPPONENT	RES.	SCORE	ATT.	W-L-T	POS.	PTS	NOTES:
03/15/1998	at Miami	W	2-0	20,450	1-0-0	1	3	DC: Williams (16) Sanneh (37)
03/21/1998	Kansas City	W	3-2	18,108	2-0-0	1	6	DC: Wegerle (13,38) Harkes (75); KC: Johnston (5,16)
03/29/1998	New England	W	2-1	22,263	3-0-0	1	7	DC: Kamler (88); baba (54)
04/04/1998	at Columbus	L	1-2	14,148	3-1-0	1	7	DC: Moreno (21); CLB: Lapper (13) McBride (56)
04/11/1998	Colorado	W	4-3	14,009	4-1-0	2	8	DC: Williams (38) Etcheverry (45) Moreno (53); COL: Balboa (39) vermes (72) Harris (83)
04/18/1998	at New England	L	1-2	24,133	4-2-0	2	8	DC: Etcheverry (33); NE: Ribeiro (40)
04/26/1998	Columbus	W	2-1	11,338	5-2-0	2	9	DC: Moreno (69); CLB: John (4)
04/29/1998	San Jose	W	3-1	9,755	6-2-0	T1	12	DC: Harkes (11,59) Lassiter (70); S.J.: Lozzano (25)
05/02/1998	at Chicago	W	3-1	27,136	7-2-0	T1	15	DC: Lassiter (19) Etcheverry (86) Olsen (88); CHI: Klopas (9)
05/09/1998	MetroStars	W	2-0	17,027	8-2-0	1	18	DC: Etcheverry (40) Lassiter (56)
05/17/1998	New England	W	3-2	14,442	9-2-0	1	21	DC: Olsen (16) Sanneh (46) Lassiter (55); NE: Ribeiro (50) Chronopoulos (51)
05/16/1998	at MetroStars	L	3-4	15,322	9-3-0	1	21	DC: Sanneh (71) Lassiter (76) Moreno (86); MET: Savarese (21,64) Rooney (42) Hurtado (47)
05/23/1998	Tampa Bay	W	3-2	16,991	10-3-0	1	24	DC: Etcheverry (22) Lassiter (53) Sanneh (65); TB: Prampin (29) Ramos (32)
05/30/1998	at Tampa Bay	W	2-1	8,224	11-3-0	1	25	DC: Moreno (68); TB: Gilmar (40)
06/03/1998	at San Jose	W	4-0	10,191	12-3-0	1	28	DC: Moreno (41) Olsen (54) Williams (65) Sanneh (76)
06/07/1998	Dallas	L	4-5	13,454	12-4-0	1	28	DC: Lassiter (19,70) Etcheverry (31) own goal (88); DAL: Suarez (24) Farner (36) D. Alvarez (56) Trotman (89)
06/13/1998	at Columbus	W	4-3	13,347	13-4-0	1	29	DC: Harkes (25) Moreno (37) Lassiter (67); CLB: Farrell (7) John (29) West (49)
06/20/1998	at Kansas City & Colorado	D	0-0	7,023	-	-	-	Match abandoned after 53 minutes
06/25/1998	at Colorado	L	1-3	9,132	13-5-0	1	29	DC: Wood (68); COL: Paule (2) Raz (20) Bravo (27)
07/02/1998	Miami	W	3-1	13,030	14-5-0	1	32	DC: Moreno (44,55) Lassiter (78); MIA: Vaudreuil (73)
07/06/1998	at Hampton Roads & Los Angeles	L	1-2	7,133	-	-	-	DC: Harkes; HRD: Pratt (41), Fenger (70)
07/10/1998	Los Angeles	W	3-0	23,631	15-5-0	1	35	DC: Harkes (23) Lassiter (34) Moreno (49)
07/15/1998	at New England	W	1-0	17,206	16-5-0	1	38	DC: Lassiter (91)
07/18/1998	Chicago	W	4-1	16,779	17-5-0	1	41	DC: Lassiter (53,69,90) Moreno (78); CHI: Marsch (38)
07/25/1998	at Los Angeles	W	1-0	26,873	18-5-0	1	44	DC: own goal (44)
07/29/1998	Tampa Bay	W	3-2	11,062	19-5-0	1	45	DC: Etcheverry (21,54); TB: Ralston (62) Ramos (88)
08/07/1998	at Dallas	W	1-0	9,437	20-5-0	1	48	DC: Lassiter (57)
08/11/1998	Joe Public FC *	W	8-0	7,117	-	-	-	DC: Olsen (13,44) Lassiter (22,29,67,72) Wood (75,92)
08/14/1998	CSD Leon *	W	2-0	10,526	-	-	-	DC: Lassiter (10,61)
08/16/1998	CD Toluca *	W	1-0	12,607	-	-	-	DC: Pope (41)
08/22/1998	MetroStars	W	2-1	16,729	21-5-0	1	51	DC: Moreno (59) Etcheverry (78); MET: Sonora (41)
08/26/1998	at Kansas City	W	2-1	6,401	22-5-0	1	54	DC: Etcheverry (72) Agoos (86); KC: preki (21)
08/29/1998	at Tampa Bay	L	2-3	12,670	22-6-0	1	54	DC: Lassiter (59) Pope (85); TB: Prampin (18) Kinnear (87)
09/13/1998	at Miami	L	3-4	8,255	22-7-0	1	54	DC: Moreno (11,58) Harkes (85); MIA: McLaren (4,18) Serna (42,64)
09/16/1998	at MetroStars	W	5-0	14,117	23-7-0	1	57	DC: Lassiter (4) Moreno (15) Olsen (26) own goal (67) Wood (83)
09/19/1998	Miami	L	3-3	23,069	23-8-0	1	57	DC: Moreno (50); MIA: McLaren (18) Serna (53,80)
09/27/1998	Columbus	W	3-2	14,440	24-8-0	1	58	DC: Wood (42) own goal (70); CLB: John (10,15)
09/30/1998	Miami \$	W	2-1	15,187	-	-	-	DC: Lassiter (28) Moreno (38); MIA: McLaren (69)
10/04/1998	at Miami \$	W	0-0 (SO)	13,128	-	-	-	DC: Sanneh (68) Etcheverry (78)
10/11/1998	Columbus \$	W	2-0	17,755	-	-	-	DC: Sanneh (69) Lassiter (77); CLB: McBride (8,47) Dolley (37) John (81)
10/18/1998	at Columbus \$	L	2-4	13,193	-	-	-	DC: Agoos (12) Lassiter (44,79)
10/21/1998	Columbus \$	W	3-0	21,453	-	-	-	CHI: Podbrzny (29) Gutierrez (45)
10/25/1998	Chicago \$	L	0-2	51,350	-	-	-	VAS: Felipe (69)
11/14/1998	Vasco da Gama ~	L	0-1	26,216	-	-	-	DC: Wood (45), Talley (82)
11/21/1998	Central America Sel.	W	2-1	-	-	-	-	DC: Sanneh (34) Pope (77)
12/05/1998	Vasco da Gama ~	W	2-0	7,283	-	-	-	

COMPETITION KEY

* CONCACAF Champions Cup	-	InterAmerican Cup
@ CONCACAF Champions League	\$	MLS Cup Playoffs
^ Copa Nissan Sudamericana	#	SuperLiga
& Friendly	%	U.S. Open Cup
+ FC Giants Cup		

1998 LEAGUE STANDINGS

EASTERN CONFERENCE

TEAM	W	L	PTS	GF	GA	SOW	STREAKS	LAST 10
D.C. United	24	8	58	74	48	7	Won 1	7-3
Columbus	15	17	45	67	56	0	Lost 5	5-5
MetroStars	15	17	39	54	63	3	Won 1	3-7
Miami	15	17	35	46	68	5	Lost 1	5-5
Tampa Bay	12	20	34	46	57	1	Won 2	6-4
New England	11	21	29	53	66	2	Lost 2	5-5

WESTERN CONFERENCE

TEAM	W	L	PTS	GF	GA	SOW	STREAKS	LAST 10
Los Angeles	24	8	68	85	44	2	Won 1	8-2
Chicago	20	12	56	62	45	2	Lost 1	7-3
Colorado	16	16	44	62	69	2	Won 3	5-5
Dallas	15	17	37	43	59	4	Lost 1	4-6
San Jose	13	19	33	48	60	3	Won 2	5-5
Kansas City	12	20	32	45	50	2	Lost 3	2-8

1998 MLS STATISTICS (24-8-0, 58 PTS.)

UNF	POS	PLAYER	GP	GS	MIN	G	A	SHT	SOG	FC	FS	OFF	CK	C	E
15	F	Roy Lassiter (TOT)	31	29	2601	18	8	101	52	33	42	41	2	5	0
15	F	Roy Lassiter (DC)	25	23	2151	18	6	85	46	24	31	30	1	4	0
9	F	Jaime Moreno	31	31	2610	16	11	87	48	42	60	15	0	2	1
10	M	Marco Etcheverry	29	29	2590	10	19	72	37	33	67	10	198	9	0
6	M	John Harkes	29	29	2600	6	6	50	21	28	34	10	36	3	0
20	M	Tony Sanneh	17	17	1367	5	6	33	17	28	13	4	0	2	0
14	M	Ben Olsen	31	24	2107	4	8	44	25	48	39	15	7	2	1
16	M	Richie Williams	31	30	2673	3	4	27	10	66	32	2	3	5	0
7	F	A.J. Wood	19	3	416	3	0	14	6	8	7	5	0	0	0
17	F	*Roy Wegerle	5	5	450	2	0	8	4	1	4	6	2	0	0
12	D	Jeff Agoos	21	20	1780	1	4	13	6	15	27	0	0	1	1
8	M	Brian Kamler	22	20	1743	1	4	23	9	9	22	2	1	1	0
23	D	Eddie Pope	20	20	1754	1	0	6	2	23	19	0	0	4	1
5	D	Geoff Augner	22	15	1389	0	2	5	1	31	13	0	0	6	0
3	D	Carey Talley	29	19	1756	0	2	15	6	38	16	0	0	3	0
4	D	Clint Peay	6	5	394	0	1	3	1	9	3	0	0	3	0
19	M	Mike Sivinski	16	1	258	0	1	4	0	2	2	0	0	0	0
25	D	Danny Care	1	1	45	0	0	0	0	2	0	0	0	1	0
33	M	Judah Cooks	1	1	90	0	0	1	1	1	1	0	0	0	0
1	GK	Scott Garlick	25	25	2205	0	0	0	0	2	4	0	0	2	0
11	D	Mario Gori	17	9	842	0	0	13	7	13	8	0	1	2	1
18	D	Carlos Llamasa	18	18	1444	0	0	2	1	29	8	0	0	3	0
24	D	Curt Onalfo	3	0	72	0	0	0	0	0	1	0	0	0	0
22	GK	Tom Presthus	6	5	495	0	0	0	0	1	0	0	0	0	0
2	GK	Mark Simpson	2	2	180	0	0	0	0	0	1	0	0	0	0
26	M	Lyle Yorks	1	0	4	0	0	0	0	0	0	0	0	0	0
OWN-GOALS RECEIVED						4									
TEAM TOTALS			32	32	2880	74	74	505	248	453	413	99	249	54	5
OPPONENT TOTALS			32	32	2880	48	62	365	165	436	435	200	132	52	7

GAME-WINNING GOALS: Roy Lassiter 5, John Harkes 3, Marco Etcheverry 3, Jaime Moreno 2, Richie Williams 1, Tony Sanneh 1, Jeff Agoos 1
 GAME-WINNING ASSISTS: Marco Etcheverry 5, Tony Sanneh 2, Jaime Moreno 2, Mike Sivinski 1, Clint Peay 1, Ben Olsen 1, Roy Lassiter 1, Brian Kamler 1, John Harkes 1, Jeff Agoos 1
 PENALTY KICK GOALS/ATTEMPTS: Jaime Moreno 3-5, Roy Lassiter 3-3, Roy Wegerle 1-1

D.C. UNITED INDIVIDUAL GOALKEEPING

UNF	POS	GOALKEEPER	GP	GS	MIN	SHTS	SV	GA	GAA	PG	PA	W	L	T	SO
1	GK	Scott Garlick	25	25	2205	129	88	35	1.43	3	3	19	5	0	7
22	GK	Tom Presthus	6	5	495	28	19	8	1.45	1	1	5	1	0	0
2	GK	Mark Simpson	2	2	180	8	3	5	2.50	0	0	0	2	0	0
TEAM TOTALS			32	32	2880	165	110	48	1.50	4	4	24	8	0	8
OPPONENT TOTALS			32	32	2880	248	162	74	2.31	7	9	8	24	0	0

* = Played with other teams in 1998. Only D.C. United statistics listed here.

1998 POSTSEASON STATISTICS

UNF	POS	PLAYER	GP	GS	MIN	G	A	SHT	SOG	FC	FS	OFF	CK	C	E
15	F	Roy Lassiter	5	5	363	4	0	16	10	12	3	3	0	0	1
20	M	Tony Sanneh	4	2	216	2	0	5	4	7	3	0	0	1	0
12	D	Jeff Agoos	6	6	540	1	3	5	1	8	11	0	1	1	0
9	F	Jaime Moreno	6	6	527	1	3	21	8	12	23	2	0	0	0
10	M	Marco Etcheverry	5	5	450	1	2	19	3	8	15	2	36	2	0
11	D	Mario Gori	3	3	228	0	1	3	1	5	2	1	0	0	0
6	M	John Harkes	6	6	540	0	1	5	0	9	12	1	6	0	0
14	M	Ben Olsen	6	6	475	0	1	5	4	15	14	4	2	0	0
3	D	Carey Talley	5	1	177	0	1	2	0	3	3	0	0	0	0
5	D	Geoff Augner	5	1	93	0	0	1	0	2	0	0	0	1	0
33	M	Judah Cooks	2	0	10	0	0	0	0	0	0	0	0	0	0
18	D	Carlos Llamasa	6	6	519	0	0	0	0	9	1	0	0	2	0
22	GK	Eddie Pope	6	6	539	0	0	5	1	4	11	0	0	0	0
22	GK	Tom Presthus	6	6	540	0	0	0	0	0	0	0	0	0	0
19	M	Mike Sivinski	1	0	9	0	0	0	0	0	0	0	0	0	0
16	M	Richie Williams	6	6	535	0	0	5	1	15	6	0	0	2	0
7	F	A.J. Wood	4	1	92	0	0	4	2	2	2	0	0	0	0
25	D	Danny Care	0	0	0	0	0	0	0	0	0	0	0	0	0
1	GK	Scott Garlick	0	0	0	0	0	0	0	0	0	0	0	0	0
2	GK	Mark Simpson	0	0	0	0	0	0	0	0	0	0	0	0	0
TEAM TOTALS			6	6	540	9	12	96	35	111	106	13	45	9	1
OPPONENT TOTALS			6	6	540	7	7	67	26	111	108	28	26	18	0

GAME-WINNING GOALS: Tony Sanneh 1, Jaime Moreno 1, Jeff Agoos 1
 GAME-WINNING ASSISTS: Jeff Agoos 2, Jaime Moreno 1 Mario Gori 1, Marco Etcheverry 1

D.C. UNITED INDIVIDUAL GOALKEEPING

UNF	POS	GOALKEEPER	GP	GS	MIN	SHTS	SV	GA	GAA	PG	PA	W	L	T	SO	OT REC
22	GK	Tom Presthus	6	6	540	26	18	7	1.17	0	0	4	2	0	3	0-0-0
TEAM TOTALS			6	6	540	26	18	7	1.17	0	0	4	2	0	3	0-0-0
OPPONENT TOTALS			6	6	540	35	23	9	1.50	0	0	2	4	0	2	0-0-0

1997 MLS LINEUPS

3/29 @ Los Angeles
W 0-0 (SO 3-2) | DCU 1-0-0
Garlick
Vaudreuil
Pope (Maessner 24)
Llamosa
Agoos
Williams
Sanneh (Kelderman 83)
Harkes
Etcheverry
Rammel
Diaz Arce

4/5 v. MetroStars
W 2-1 | DCU 2-0-0
Garlick
Agoos
Llamosa
Pope [G 40]
Vaudreuil
Etcheverry
Harkes [A 89]
Sanneh (Maessner 61
(Kelderman 89))
Williams
Moreno [G 89]
Rammel [A 89]

4/12 @ Colorado
W 5-2 | DCU 3-0-0
Garlick
Vaudreuil
Llamosa
Pope
Agoos [A 86]
Williams
Sanneh [A 9, 76]
(Maessner 81)
Harkes [A 9, 26]
Etcheverry [A 26, 86]
Moreno (Kelderman 81)
Diaz Arce [G 9, 26, 86; PK
64] (Marsch 89)

4/19 @ MetroStars
W 2-1 | DCU 4-0-0
Causey
Vaudreuil
Llamosa
Cruz
Maessner
Williams [A 4]
Sanneh (Thieman 72)
Kelderman
Etcheverry [A 8]
Moreno [G 8, A 4]
(Rammel 69)
Diaz Arce [G 4, A 8]

4/26 v. San Jose
L 2-0 (SO 0-2) | DCU 4-1-0
Causey
Pope (Vaudreuil 59)
Cruz
Llamosa
Agoos
Williams
Maessner
Sanneh (Kelderman 83)
Etcheverry [A 23]
Diaz Arce [G 23, A 9]
Moreno [G 9, A 23]
(Rammel 60)

5/2 v. Los Angeles
W 2-0 | DCU 5-1-0
Simpson
Pope
Cruz
Llamosa (Vaudreuil 30)
Agoos
Williams
Maessner
Sanneh (Kelderman 71)
Etcheverry [A 80]
Moreno [PK 38, G 80]
Rammel (Marsch 79 [A 80])

5/4 @ Dallas
L 2-2 (SO 2-3) | DCU 5-2-0
Simpson
Vaudreuil
Cruz [A 5]
Pope
Agoos [G 5]
Williams [A 5]
Maessner (Thieman 67)
Sanneh (Maersch 56)
Kelderman [A 88]
Rammel
Moreno [G 88]

5/10 v. Dallas
L 2-2 (SO 2-3) | DCU 5-3-0
Simpson
Vaudreuil
Cruz
Pope [G 75]
Agoos [G 5]
Williams
Maessner [A 50]
(Sanneh 74)
Harkes
Etcheverry [A 50]
Moreno
Diaz Arce [G 50, A 75]

5/18 @ New England
W 0-0 (SO 4-2) | DCU 6-3-0
Simpson
Vaudreuil
Pope
Agoos
Iroha [A 31] (Peay 46)
Williams [A 8]
Maessner (Marsch 80)
Harkes
Etcheverry
Rammel (Kelderman 69)
Sanneh

5/22 v. San Jose
W 3-1 | DCU 7-3-0
Simpson
Vaudreuil
Pope [A 31]
Agoos
Iroha [A 31] (Peay 46)
Williams [A 8]
Sanneh
Harkes [A 8]
Etcheverry
Moreno [G 8, PK 87]
Diaz Arce [G 31]
(Maessner 73)

5/29 @ Columbus
W 3-2 | DCU 8-3-0
Simpson
Vaudreuil
Pope
Agoos
Peay
Williams
Sanneh [A 81] (Llamosa)
Etcheverry [A 9]
Harkes [G 9, A 81]
Moreno [PK 17, A 9]
Rammel
(Maessner 73 [G 81])

6/1 @ San Jose
W 3-2 | DCU 9-3-0
Causey
Pope
Llamosa
Agoos
Iroha
Maessner [A 2, 39]
(Peay 84)
Williams [A 2, 39]
Kelderman [G 39]
(Vaudreuil 73)
Harkes
Rammel [G 2] (Marsch 74)
Sanneh [G 86]

6/7 v. Colorado
W 5-0 | DCU 10-3-0
Simpson
Vaudreuil [A 55, 83]
Llamosa
Agoos
Peay [G 55]
Williams [G 66]
Maessner [A 55]
(Thieman 73)
Kelderman [A 66]
Harkes [PK 28, A 31]
Rammel
Sanneh [G 31]
(Marsch 71 [G 83])

6/14 @ New England
W 1-0 | DCU 11-3-0
Causey
Pope
Vaudreuil
Williams
Iroha
Williams
Kelderman (Peay 87)
Maessner (Llamosa 83)
Harkes [A 72]
Rammel (Marsch 70 [A 72])
Sanneh [G 72]

6/21 @ Kansas City
L 2-6 | DCU 11-4-0
Causey
Vaudreuil (Peay 62)
Pope
Agoos
Iroha
Williams
Kelderman (Marsch 73)
Maessner
Harkes
Diaz Arce [G 59]
Sanneh [A 59]

7/4 @ Dallas
W 3-2 | DCU 12-4-0
Causey
Peay
Pope
Agoos
Iroha [G 2, A 23]
(Kelderman 73)
Williams [A 2]
Llamosa
Maessner [A 74]
(Wegerle 75)
Harkes
Diaz Arce [G 74]
(Vaudreuil 84)
Sanneh [G 23]

7/6 v. Tampa Bay
W 3-2 | DCU 13-4-0
Garlick
Vaudreuil
Pope [A 80]
Llamosa
Agoos
Williams [A 55]
Harkes (Kelderman 46)
Sanneh (Maessner 20 [G
55, A 65])
Iroha [G 80, A 55]
Wegerle [G 65] (Marsch 86)
Diaz Arce [A 80]

7/12 @ Los Angeles
L 1-3 | DCU 13-5-0
Garlick
Llamosa (Vaudreuil 71)
Pope
Agoos
Iroha [A 56, E 64]
Williams [G 56]
(Kelderman 82)
Harkes
Etcheverry [E 65]
Moreno
Diaz Arce [A 56]
(Wegerle 75)

7/19 @ Kansas City
L 2-3 | DCU 13-6-0
Garlick
Vaudreuil (Peay 52)
Pope
Llamosa
Agoos
Williams [A 30]
Maessner (Kamler 65)
Harkes [G 28]
Kelderman (Marsch 80)
Diaz Arce [G 30]
Wegerle [A 28]

7/25 v. Columbus
W 1-1 (SO 3-1) | DCU 14-6-0
Garlick
Peay (Maessner 83 [A 89])
Pope
Agoos
Iroha
Williams
(Kelderman 86 [A 89])
Sanneh
Harkes
Etcheverry [G 89]
Diaz Arce
Moreno (Wegerle 75)

7/27 @ MetroStars
L 1-2 | DCU 14-7-0
Garlick
Llamosa
Pope
Agoos
Iroha (Maessner 16 [A 60])
Williams
Sanneh [A 60]
(Kelderman 76)
Harkes [G 80]
Etcheverry
Moreno
Diaz Arce (Wegerle 69)

7/30 v. Columbus
W 4-2 | DCU 15-7-0
Prethuis
Vaudreuil (Kelderman 76)
Pope
Agoos
Maessner
Williams
Sanneh
Harkes [A 90]
Wegerle (Llamosa 85)
Diaz Arce [PK 39, G 90]
Moreno [G 43, PK 62; A 90]

8/2 v. Colorado
L 2-2 (SO 2-3) | DCU 15-8-0
Prethuis
Maessner [A 53]
Pope
Agoos
Iroha [A 26] (Llamosa 78)
Williams
Kelderman (Kamler 72)
Sanneh
Wegerle [G 53]
Diaz Arce [G 26]
Moreno [A 26]

8/9 v. Los Angeles
W 4-2 | DCU 16-8-0
Prethuis
Maessner
Pope
Agoos
Gori [G 48]
Sanneh [A 1, 3]
Harkes
Iroha [G 3] (Williams 55)
Diaz Arce [G 30]
Moreno [G 1, PK 40]
Wegerle [A 1, 3]
(Kamler 72)

8/16 @ Columbus
L 0-2 | DCU 16-9-0
Prethuis
Llamosa (Kamler 80)
Pope
Agoos
Gori (Vaudreuil 46)
Williams (Kelderman 81)
Sanneh
Harkes
Etcheverry
Maessner
Wegerle
Diaz Arce

8/27 v. New England
W 3-2 | DCU 17-9-0
Prethuis
Peay
Pope
Agoos (Llamosa 14)
Gori
Williams [A 39] (Maessner
89)
Sanneh [A 59, 88]
Wegerle
Etcheverry [G 39, A 59, 88]
Moreno [G 59, A 39]
Diaz Arce [G 88] (Iroha 88)

8/31 v. Kansas City
W 2-0 | DCU 18-9-0
Garlick
Peay
Pope
Llamosa
Gori (Maessner 74)
Williams (Wegerle 74
[G 77])
Sanneh
Iroha (Harkes 56)
Etcheverry [G 22]
Moreno [A 77]
Diaz Arce

9/13 @ Tampa Bay
W 2-1 | DCU 19-9-0
Garlick
Vaudreuil
Pope
Agoos [A 29]
Gori
Llamosa
Williams
Maessner
Iroha [G 29] (Harkes 71)
Wegerle
Sanneh (Etcheverry 80)
TB: [OG 3]

9/16 v. New England
W 2-2 (SO 5-4) | DCU 20-9-0
Prethuis (Garlick 90)
Vaudreuil (Maessner 72)
Pope
Llamosa
Gori
Harkes [G 87]
Iroha (Kelderman 87)
Sanneh
Moreno
Wegerle (Diaz Arce 46)
NE: [OG 31]

9/21 v. Tampa Bay
L 1-2 | DCU 20-10-0
Garlick
Vaudreuil
Pope [G 53]
Llamosa
Gori (Kelderman 84)
Williams
Maessner (Wegerle 74)
Harkes
Etcheverry [A 53]
Moreno [A 53]
Diaz Arce (Agoos 77)

9/26 @ Tampa Bay
W 5-1 | DCU 21-10-0
Presthus
Vaudreuil
Llamosa
Peay
Gori (Agoos 46 [A 53])
Kelderman [G 61, A 64]
Maessner
Kamler [G 59]
Marsch [G 5, 53; A 59]
Wegerle
Sanneh [G 64, A 53, 61]
(Diaz Arce 70)

9/28 v. MetroStars
L 1-3 | DCU 21-11-0
Garlick
Peay (Maessner 71)
Pope
Llamosa
Agoos
Williams
Sanneh (Iroha 73)
Harkes [A 62] (Wegerle 78)
Etcheverry
Moreno [G 62]
Diaz Arce [A 62]

1997 MLS CUP PLAYOFFS

10/5 v. New England
W 4-1 | Game 1
Garlick
Vaudreuil [A 13, 65]
Pope
Llamosa (Gori 71)
Agoos
Williams [A 65, 76]
Sanneh [A 56, 76]
Harkes (Maessner 69)
Etcheverry [A 56]
Moreno [G 65, 76; A 13]
(Iroha 78)
Wegerle [G 13, 56]

10/8 @ New England
W 1-1 (SO 4-3) | Game 2
Garlick (Presthus 90)
Vaudreuil (Iroha 89)
Pope
Llamosa
Agoos
Williams [G 53]
(Kelderman 88)
Sanneh
Harkes [A 53]
Etcheverry [A 53]
Moreno
Wegerle (Diaz Arce 54)

10/12 v. Columbus
W 3-2 | Game 1
Garlick
Vaudreuil [A 29]
Pope
Llamosa
Agoos
Williams
Sanneh [G 9, 45] (Iroha 60)
Maessner [A 9, 45]
Harkes [A 45]
Diaz Arce [G 29]
Moreno [A 29]

10/15 @ Columbus
W 1-0 | Game 2
Garlick
Vaudreuil [A 47]
Pope
Llamosa
Agoos
Williams
Sanneh
Harkes
Etcheverry
Moreno [A 47]
Diaz Arce [G 47]
(Maessner 84)

10/26 v. Colorado
W 2-1 | MLS Cup Final
Garlick
Vaudreuil [A 37]
Pope
Llamosa
Agoos
Williams [A 68]
Sanneh [G 68, A 37]
Harkes [A 68]
Etcheverry
Diaz Arce
Moreno [G 37]

1997 U.S. OPEN CUP

8/6 @ Hershey Wildcats
W 0-0 (PK 3-2) | Third Round
Garlick (Presthus 119)
Maessner
Pope
Agoos
Gori
Kelderman
(Williams 60 [E 112])
Marsch (Kamler 86)
Iroha
Sanneh
Moreno
Wegerle

8/19 v. Tampa Bay
W 2-0 | Quarterfinal
Garlick
Vaudreuil [A 56]
Pope
Llamosa
Agoos
Kelderman (Kamler 80)
Sanneh [A 89]
Maessner
Harkes [A 89]
Marsch (Iroha 67 [G 89])
Wegerle [G 56]

9/3 @ San Francisco Bay Seals
W 2-1 | Semifinal
Garlick
Vaudreuil
Peay
Llamosa
Gori
Williams
Sanneh (Maessner 59)
Harkes
Etcheverry [A 62]
Diaz Arce [G 62]
Moreno [PK 2, A 62]
(Wegerle 71)

10/29 v. Dallas
L 0-0 (PK 3-5) | Final
Garlick (Presthus 120)
Vaudreuil
Peay
Llamosa
Gori
Williams
Sanneh (Iroha 46)
Maessner (Kamler 75)
Etcheverry
Diaz Arce
Moreno

1997 CONCACAF CHAMPIONS' CUP

8/13 v. United Petrotrin
W 1-0 | Quarterfinal
Garlick
Vaudreuil
Llamosa
Agoos
Gori (Pope 59)
Williams [A 84]
Sanneh
Harkes
Etcheverry [G 84]
Wegerle [A 84]
Diaz Arce (Marsch 90)

8/22 v. Los Angeles
L 0-1 | Semifinal
Presthus
Vaudreuil (Kamler 76)
Pope
Agoos
Maessner (Etcheverry 46)
Kelderman (Moreno 46)
Williams
Iroha
Harkes
Diaz Arce
Sanneh

8/24 v. CD Guadalajara
D 2-2 | Third Place Match
Garlick
Vaudreuil
Peay (Llamosa 75)
Agoos
Gori (Kamler 88)
Williams [A 90]
Maessner (Iroha 64 [G 90])
Sanneh
Etcheverry [A 41, 90]
Moreno [A 41]
Diaz Arce [G 41]

1997 FRIENDLIES

3/2 v. Nagoya Grampus Eight
L 1-3 | Tokyo, Japan
Causey
Imler
Llamosa
Cruz
Vaudreuil
Williams
Moreno
Maessner
Etcheverry
Diaz Arce
Rammel (Kelderman 69)
NAG: [OG 35]

3/19 v. Instant-Dict F.C.
W 7-1 | Hong Kong
Causey
Pope (Imler 60)
Agoos
Llamosa (Maessner 71)
Cruz
Sanneh [G 88]
Williams
Thieman (Marsch 74)
Etcheverry
Moreno [G 7, 36, 50]
(Rammel 57 [G 73, 84])
Diaz Arce (Espindola 78)
IDFC: [OG 52]

5/16 v. Leeds United
D 1-1
Causey
Vaudreuil (Iroha 46)
Pope
Agoos
Cruz
Kelderman [A 89]
Sanneh [G 89]
Harkes
(Maessner 46 [A 89])
Etcheverry
(Williams 46)
Marsch
Rammel (Thieman 78)

6/17 @ Richmond Kickers
W 4-2
Causey (Presthus 46)
Vaudreuil (Care 46)
Llamosa (Rammel 76,
re-entry)
Peay
Iroha
Williams
Maessner [A 7]
Thieman [G 7]
Marsch
Rammel (Kamler 60 [G 82])
Sanneh [PK 71, G 87]

6/26 @ Hershey Wildcats
W 0-0 (4-3 PK)
Causey (Presthus 46)
Vaudreuil
Llamosa
Peay
Iroha
Williams
Maessner (Marsch 46)
Kamler (McKay 75)
Kelderman (Thieman 46)
Rammel
Sanneh

1997 SCHEDULE AND RESULTS

DATE	OPPONENT	RES.	SCORE	ATT.	W-L-T	POS.	PTS	NOTES:
03/02/1997	at Nagoya Grampus &	L	1-3	26,842	-	-	-	DC: own goal (55); NAG: Torres (80) Okayama (85) Stojkovic (87)
03/09/1997	at Jacksonvill FC &	W	7-1	-	-	-	-	DC: Moreno (7,36,50) own goal (52) Rammel (73,84) Sanneh (88); IDFC: Muir (43)
03/21/1997	at Jacksonville &	W	2-0	-	-	-	-	DC: Marsch, Etcheverry
03/29/1997	at Los Angeles	W	1-0 (SO)	53,147	1-0-0	T3	-	-
04/05/1997	MetroStars	W	2-1	28,749	2-0-0	1	4	DC: Pope (40) Moreno (89); MET: De Avila (77)
04/12/1997	at Colorado	W	5-2	4,434	3-0-0	2	7	DC: Diaz Arce (9,26,64,86) Moreno (76); COL: C. Henderson (29) Vermes (38)
04/19/1997	at MetroStars	W	2-1	26,322	4-0-0	1	10	DC: Diaz Arce (4) Moreno (8); MET: Savarese (45)
04/26/1997	San Jose	L	2-3	24,775	4-1-0	1	10	DC: Moreno (9) Diaz Arce (23); S.J. Baicher (67,78)
05/02/1997	Los Angeles	W	2-0	21,424	5-1-0	1	13	DC: Moreno (38,80)
05/04/1997	at Dallas	L	2-3	12,166	5-2-0	1	13	DC: Agos (5) Moreno (88); DAL: own goal (33) Kreis (76)
05/10/1997	Dallas	L	2-3	15,453	5-3-0	T1	13	DC: Diaz Arce (50) Pope (75); DAL: Washington (2) Kreis (88)
05/16/1997	Leeds United &	T	1-1	10,704	-	-	-	DC: Sanneh (89); LU: Lilley (19)
05/18/1997	at New England	W	1-0 (SO)	15,109	6-3-0	T1	14	-
05/22/1997	San Jose	W	3-1	12,214	7-3-0	1	17	DC: Moreno (8,87) Diaz Arce (31); S.J. Wynalda (77)
05/29/1997	at Columbus	W	3-2	12,299	8-3-0	1	20	DC: Harkes (9) Moreno (17) Maessner (81); CLB: Farrell (6) Marino (75)
06/01/1997	at San Jose	W	3-2	14,071	9-3-0	1	23	DC: Rammel (2) Kelderman (39) Sanneh (86); S.J. Lozano (21) Doyle (86)
06/07/1997	Colorado	W	5-0	16,790	10-3-0	1	26	DC: Harkes (28) Sanneh (31) Peay (55) Williams (66) Marsch (63)
06/14/1997	at New England	W	1-0	26,313	11-3-0	1	29	DC: Sanneh (72)
06/17/1997	at Richmond	W	4-2	7,518	-	-	-	DC: Thieman (7), Sanneh (PK 71, 87), Kamler (82); RIC: Etcheverry (33), Davis (55)
06/21/1997	at Kansas City	L	1-6	10,124	11-4-0	1	29	DC: Diaz Arce (59); KC: Wright (21) Klopas (48) Chung (56) Preki (71) Bowers (83) Rodriguez (87)
06/28/1997	at Hershey &	W	0-0 (4-3)	6,352	-	-	-	-
07/04/1997	at Dallas	W	3-2	16,089	12-4-0	1	32	DC: Iroha (2) Sanneh (23) Diaz Arce (74); DAL: Peinado (4) Damian (54)
07/06/1997	Tampa Bay	W	3-2	18,126	13-4-0	1	35	DC: Maessner (55) Wegerle (65) Iroha (80); TB: Lassiter (15) Gilmar (44)
07/12/1997	at Los Angeles	L	1-3	21,874	13-5-0	1	35	DC: Williams (56); LA: Armas (9) Hurtado (27) Welton (78)
07/19/1997	at Kansas City	L	2-3	10,149	13-6-0	1	35	DC: Harkes (28) Diaz Arce (30); KC: Chung (11,15) Takawira (49)
07/25/1997	Columbus	W	2-1	18,140	14-6-0	1	36	DC: Etcheverry (89); CLB: Marino (76)
07/27/1997	at MetroStars	L	1-2	20,104	14-7-0	1	36	DC: Harkes (60); MET: Savarese (71) De Avila (82)
07/30/1997	Columbus	W	4-2	11,504	15-7-0	1	39	DC: Diaz Arce (59,90) Moreno (43,62); CLB: Wood (4) Marino (73)
08/02/1997	Colorado	L	2-3	16,769	15-8-0	1	39	DC: Diaz Arce (26) Wegerle (53); COL: C. Henderson (10) Patino (61)
08/06/1997	Hershey %	W	0-0 (3-2)	5,321	-	-	-	-
08/09/1997	Los Angeles	W	4-2	19,510	16-8-0	1	42	DC: Moreno (0,40) Iroha (3) Gori (48); LA: Welton (20) Karapetyan (58)
08/13/1997	United Petrotrin *	W	1-0	10,063	-	-	-	DC: Etcheverry (84)
08/16/1997	at Columbus	L	0-2	15,355	16-9-0	1	42	CLB: Dooley (68) Marino (72)
08/19/1997	Tampa Bay %	W	2-0	3,527	-	-	-	DC: Wegerle (56) Iroha (89)
08/22/1997	Los Angeles *	L	0-1	16,568	-	-	-	LA: Jones (10)
08/24/1997	CD Guadalajara *	T	2-2	8,292	-	-	-	DC: Diaz Arce (41) Iroha (90); GUA: Acosta (55) Sanchez (PK 84)
08/27/1997	New England	W	3-2	9,675	17-9-0	1	45	DC: Etcheverry (39) Moreno (59) Diaz Arce (88); NE: Baba (43) McKinley (51)
09/01/1997	Kansas City	W	2-0	18,123	18-9-0	1	48	DC: Etcheverry (22) Wegerle (77)
09/03/1997	at San Francisco %	W	2-1	3,470	-	-	-	DC: Moreno (PK 2) Diaz Arce (62); SF: White (84)
09/13/1997	at Tampa Bay	W	2-1	14,082	19-9-0	1	51	DC: own goal (3) Iroha (29); TB: George (8)
09/19/1997	New England	W	3-2	11,607	20-9-0	1	52	DC: own goal (51) Harkes (87); NE: Moore (12,53)
09/21/1997	Tampa Bay	L	1-2	14,586	20-10-0	1	52	DC: Pope (53); TB: Vasquez (81) Gilmar (83)
09/26/1997	at Tampa Bay	W	5-1	16,326	21-10-0	1	55	DC: Marsch (5,53) Kamler (59) Kelderman (61) Sanneh (64); TB: Prampin (28)
09/28/1997	MetroStars	L	1-3	9,686	21-11-0	1	55	DC: Moreno (62); MET: Kelly (57) Savarese (77) Joseph (70)
10/05/1997	New England \$	W	4-1	12,540	-	-	-	DC: Wegerle (13,56) Moreno (65,76); NE: Burns (89)
10/08/1997	at New England \$	W	1-1 (SO)	16,233	-	-	-	DC: Williams (53); NE: Moore (PK 72)
10/12/1997	Columbus \$	W	3-2	11,820	-	-	-	DC: Sanneh (9,45) Diaz Arce (29); CLB: Farrell (57) Dooley (73)
10/15/1997	at Columbus \$	W	1-0	9,506	-	-	-	DC: Diaz Arce (47)
10/26/1997	Colorado \$	W	2-1	57,431	-	-	-	DC: Moreno (37) Sanneh (68); COL: Paz (75)
10/29/1997	Dallas Burn %	L	0-0 (3-5)	9,776	-	-	-	-

COMPETITION KEY

* CONCACAF Champions Cup	~ InterAmerican Cup
@ CONCACAF Champions League	\$ MLS Cup Playoffs
^ Copa Nissan Sudamericana	# SuperLiga
& Friendly	% U.S. Open Cup
+ FC Giants Cup	

1997 LEAGUE STANDINGS

EASTERN CONFERENCE

TEAM	W	L	PTS	GF	GA	SOW	STREAKS	LAST 10
D.C. United	21	11	55	70	53	4	Lost 1	6-4
Tampa Bay	17	15	45	55	60	3	Lost 2	5-5
Columbus	15	17	39	42	41	3	Won 2	6-4
New England	15	17	37	40	53	4	Won 2	3-7
MetroStars	13	19	35	43	53	2	Won 1	6-4

WESTERN CONFERENCE

TEAM	W	L	PTS	GF	GA	SOW	STREAKS	LAST 10
Kansas City	21	11	49	57	51	7	Lost 1	6-4
Los Angeles	16	16	44	55	44	2	Won 6	7-3
Dallas	16	16	42	55	49	3	Lost 2	4-6
Colorado	14	18	38	50	59	2	Won 1	4-6
San Jose	12	20	30	55	59	3	Lost 2	5-5

1997 MLS STATISTICS (21-11-0, 55 PTS.)

UNF	POS	PLAYER	GP	GS	MIN	G	A	SHT	SOG	FC	FS	OFF	CK	C	E
9	F	Jaime Moreno	20	20	1725	16	8	66	46	30	40	19	0	2	0
21	F	Raul Diaz Arce	22	20	1790	15	6	68	45	21	19	32	0	0	0
20	M	Tony Sanneh	29	28	2274	5	11	39	19	42	41	10	1	6	0
6	M	John Harkes	25	23	2066	5	9	43	18	19	26	17	65	3	0
17	F	Roy Wegerle (TOT)	31	23	1931	5	4	35	20	47	21	55	39	3	0
17	F	Roy Wegerle (DC)	17	10	938	3	3	22	14	20	10	28	27	1	0
5	M	Ben Iroha (TOT)	21	18	1391	4	5	17	6	34	14	1	2	3	1
5	M	Ben Iroha (DC)	17	15	1104	4	5	14	6	23	14	1	0	3	1
10	M	Marco Etcheverry	20	19	1695	3	11	45	19	20	54	11	74	4	1
15	M	Jesse Marsch	11	1	233	3	3	5	3	8	1	0	0	0	0
23	D	Eddie Pope	29	29	2513	3	2	12	4	17	24	1	0	0	0
19	M	John Maessner	32	20	2008	2	9	32	18	11	22	5	1	2	0
16	M	Richie Williams	30	29	2606	2	9	22	8	56	39	3	2	3	0
7	M	Kris Kelderman	24	9	910	2	4	11	6	8	10	0	8	1	0
12	D	Jeff Agoos	29	27	2412	1	3	14	9	32	36	1	9	1	0
14	F	*Steve Rammel	11	9	776	1	1	16	11	16	12	14	0	1	0
11	D	Mario Gori	8	8	609	1	0	5	4	6	7	3	0	3	0
8	M	Brian Kamler	5	1	161	1	0	5	3	1	2	1	0	0	0
4	D	Clint Peay	13	8	814	1	0	6	3	12	7	1	0	1	0
24	D	David Vaudreuil	25	19	1790	0	2	4	2	21	18	2	0	0	0
3	D	*Arnold Cruz	5	5	450	0	1	2	1	3	6	0	0	0	0
1	GK	Scott Garlick	14	13	1171	0	1	0	0	0	0	0	0	0	0
26	GK	*Jeff Causey	6	5	451	0	0	0	0	1	1	0	0	1	0
18	D	Carlos Llamasa	25	20	1817	0	0	1	0	28	23	0	0	4	0
22	GK	Tom Presthus	7	7	629	0	0	0	0	0	3	0	0	0	0
2	GK	Mark Simpson	7	7	629	0	0	0	0	0	3	0	0	0	0
22	M	Joey Thiemann	3	0	58	0	0	0	0	2	0	0	0	0	0
OWN-GOALS RECEIVED						2									
TEAM TOTALS			32	32	2880	70	88	432	239	397	423	149	187	36	2
OPPONENT TOTALS			32	32	2880	53	62	413	210	423	397	203	148	49	1

GAME-WINNING GOALS: Jaime Moreno 5, Raul Diaz Arce 4, Tony Sanneh 2, Ben Iroha 2, Jesse Marsch 1, John Maessner 1, John Harkes 1, Marco Etcheverry 1

GAME-WINNING ASSISTS: Tony Sanneh 3, John Harkes 3, Eddie Pope 2, Marco Etcheverry 2, Raul Diaz Arce 2, Jeff Agoos 2, Steve Rammel 1, Jesse Marsch 1, John Maessner 1, Ben Iroha 1

PENALTY KICK GOALS/ATTEMPTS: Jaime Moreno 5-5, Raul Diaz Arce 2-3, John Harkes 1-1

D.C. UNITED INDIVIDUAL GOALKEEPING

UNF	POS	GOALKEEPER	GP	GS	MIN	SHTS	SV	GA	GAA	PG	PA	W	L	T	SO
2	GK	Mark Simpson	7	7	629	35	27	7	1.00	3	3	4	2	0	3
1	GK	Scott Garlick	14	13	1171	82	57	22	1.69	0	0	9	5	0	2
22	GK	Tom Presthus	7	7	629	49	31	13	1.86	0	1	4	2	0	0
26	GK	*Jeff Causey	6	5	451	44	30	11	2.20	0	1	4	2	0	1
TEAM TOTALS			32	32	2880	210	145	53	1.66	3	5	21	11	0	6
OPPONENT TOTALS			32	32	2880	239	159	70	2.19	8	9	11	21	0	3

* = Played with other teams in 1997. Only D.C. United statistics listed here.

1997 POSTSEASON STATISTICS

UNF	POS	PLAYER	GP	GS	MIN	G	A	SHT	SOG	FC	FS	OFF	CK	C	E
9	F	Jaime Moreno	5	5	438	3	3	16	8	9	18	3	0	1	0
20	M	Tony Sanneh	5	5	420	3	3	8	5	10	6	2	0	1	0
21	F	Raul Diaz Arce	4	3	300	2	0	10	6	7	4	11	0	0	0
17	F	Roy Wegerle (TOT)	2	2	144	2	0	3	2	0	0	5	0	0	0
17	F	Roy Wegerle (DC)	2	2	144	2	0	3	2	0	0	5	0	0	0
16	M	Richie Williams	5	5	448	1	3	5	3	10	6	0	0	0	0
24	D	David Vaudreuil	5	5	449	0	5	1	0	7	4	1	0	0	0
6	M	John Harkes	5	5	429	0	3	10	4	7	9	3	6	0	0
10	M	Marco Etcheverry	4	4	360	0	2	7	5	1	8	3	27	0	0
19	M	John Maessner	3	3	117	0	2	3	1	0	1	0	0	0	0
12	D	Jeff Agoos	5	5	450	0	0	7	1	10	6	2	1	0	0
1	GK	Scott Garlick	5	5	449	0	0	0	0	1	5	0	0	1	0
11	D	Mario Gori	1	0	19	0	0	0	0	0	0	0	0	0	0
5	M	Ben Iroha (TOT)	3	0	43	0	0	2	2	0	3	0	0	0	0
5	M	Ben Iroha (DC)	3	0	43	0	0	2	2	0	3	0	0	0	0
7	M	Kris Kelderman	1	0	2	0	0	0	0	0	0	0	0	0	0
18	D	Carlos Llamasa	5	5	431	0	0	0	0	10	4	0	0	1	0
23	D	Eddie Pope	5	5	450	0	0	1	1	11	8	1	0	0	0
22	GK	Tom Presthus	1	0	1	0	0	0	0	0	0	0	0	0	0
TEAM TOTALS			5	5	460	11	21	73	38	83	82	31	34	4	0
OPPONENT TOTALS			5	5	460	5	5	62	33	82	83	28	27	10	2

GAME-WINNING GOALS: Tony Sanneh 2, Roy Wegerle 1, Raul Diaz Arce 1

GAME-WINNING ASSISTS: John Harkes 2, Richie Williams 1, David Vaudreuil 1, Tony Sanneh 1, Jaime Moreno 1, John Maessner 1, Marco Etcheverry 1

D.C. UNITED INDIVIDUAL GOALKEEPING

UNF	POS	GOALKEEPER	GP	GS	MIN	SHTS	SV	GA	GAA	PG	PA	W	L	T	SO	OT REC
22	GK	Tom Presthus	1	0	1	0	0	0	0.00	0	0	1	0	0	0	0-0-0
1	GK	Scott Garlick	5	5	449	33	26	5	1.00	1	1	4	0	0	1	0-0-0
TEAM TOTALS			5	5	460	33	26	5	0.98	1	1	5	0	0	1	0-0-0
OPPONENT TOTALS			5	5	460	38	25	11	2.15	0	0	0	5	0	0	0-0-0

1996 MLS LINEUPS

<p>4/6 @ San Jose L 0-1 DCU 0-1-0 Causey Agoos Fazlagic Gori Lee Etcheverry Harkes Medved (Huwiler 71) Williams (Imler 87) Diaz Arce Suarez</p>	<p>4/13 @ Columbus L 0-1 DCU 0-2-0 Causey Agoos Gori (Wescott 66) Imler Lee (Fazlagic 44) Etcheverry Harkes Huwiler Medved Williams Diaz Arce (Marsch 58)</p>	<p>4/20 v. Los Angeles L 1-2 DCU 0-3-0 Causey Agoos Gori (Kamler 45) Peay Pope Harkes Medved [A 7] (Marsch 61) Wescott (Imler 78) Williams [A 7] Diaz Arce [G 7] Rammel</p>	<p>4/27 @ New England L 1-1 (SO 2-3) DCU 0-4-0 Causey Agoos Imler Peay Pope Harkes Kelderman [A 69] Medved (Kamler 87) Williams [A 69] Diaz Arce [G 69] Rammel (Crawley 66)</p>	<p>5/1 v. Dallas W 3-1 DCU 1-4-0 Causey Agoos (Medved 87) Imler Kamler Peay Etcheverry [G 53] Harkes [A 63] Kelderman Williams Diaz Arce [PK 15] Rammel [G 63] (Huwiler 86)</p>
<p>5/5 @ Los Angeles L 1-3 DCU 1-5-0 Causey Agoos Imler (Crawley 76) Peay Etcheverry Harkes Kamler Kelderman [A 28] (Medved 67) Williams Diaz Arce Rammel [G 28]</p>	<p>5/12 v. MetroStars L 1-1 (SO 1-2) DCU 1-6-0 Causey Agoos Huwiler Peay Pope Etcheverry Harkes [G 11] Sanneh [A 11] (Medved 54) Williams Diaz Arce Suarez (Crawley 70)</p>	<p>5/15 v. Columbus W 5-2 DCU 2-6-0 Causey Agoos Huwiler (Kamler 44 [A 53]) Peay Pope Harkes [A 28] Maessner (Etcheverry 44 [A 48, 67, 70]) Sanneh Williams Diaz Arce [G 67, 70] Rammel [G 28, 48, 53; A 67] (Crawley 76)</p>	<p>5/18 @ Dallas L 2-3 DCU 2-7-0 Causey Agoos [G 01] Imler Kamler Pope Harkes Maessner (Etcheverry 44 [A 65, 90]) Sanneh [G 65] (Gori 80) Williams Diaz Arce (Crawley 80) Rammel</p>	<p>5/30 @ MetroStars W 2-1 DCU 3-7-0 Causey Agoos Gori [A 32] Imler (Peay 37) Pope Etcheverry [A 19, 32] Harkes Kelderman (Maessner 72) Williams Rammel [G 19] (Medved 83) Sanneh [G 32]</p>
<p>6/2 @ Colorado W 2-2 (SO 3-1) DCU 4-7-0 Causey Agoos Gori Peay Vaudreuil (Imler 78) Etcheverry Kelderman [A 34] (Medved 80) Maessner [G 88] Sanneh Williams [A 34] Diaz Arce [G 34] (Rammel 70)</p>	<p>6/5 v. San Jose W 3-1 DCU 5-7-0 Causey Agoos [A 49] Peay Pope Vaudreuil Etcheverry [A 36] (Maessner 68) Harkes [A 23] Sanneh Williams Diaz Arce [G 23] Rammel [G 36, 49; A 23] (Kelderman 87)</p>	<p>6/20 @ Kansas City L 1-5 DCU 5-8-0 Causey (Simpson 45) Agoos (Imler 45) Gori Vaudreuil Etcheverry [A 42] (Medved 70) Gelnovatch Harkes Sanneh [G 42] Williams Diaz Arce (Kelderman 45) Rammel</p>	<p>6/23 @ San Jose L 1-2 DCU 5-9-0 Simpson Agoos Imler Vaudreuil Etcheverry Gelnovatch (Gori 45 [A 50]) Harkes Kelderman Sanneh [A 50] (Maessner 71) Diaz Arce [G 50] Rammel</p>	<p>6/30 v. New England W 3-1 DCU 6-9-0 Simpson Agoos Gori (Kamler 69) Imler Vaudreuil Etcheverry Harkes [G 89, A 82] Medved (Maessner 62) Williams Diaz Arce [G 82] Rammel [G 1] (Sanneh 62)</p>
<p>7/4 @ Dallas L 1-1 (SO 1-3) DCU 6-10-0 Simpson Agoos [A 61] Gori (Kamler 83) Imler Harkes Medved (Kelderman 76) Sanneh Vaudreuil Williams Diaz Arce [G 61] Rammel (Maessner 55)</p>	<p>7/7 v. Dallas W 6-1 DCU 7-10-0 Causey Agoos [A 63] Gori [A 77] Imler Vaudreuil Harkes [A 18] (Marsch 77) Medved (Maessner 45) Sanneh [A 48] Williams (Kelderman 72) Diaz Arce [G 3, 48, 61, 63] Rammel [G 18, 77; A 3]</p>	<p>7/12 v. Tampa Bay W 1-0 DCU 8-10-0 Simpson Agoos Gori Imler Vaudreuil Etcheverry [G 72] Harkes (Medved 45) Sanneh Williams Diaz Arce Rammel (Maessner 71 [A 72])</p>	<p>7/20 @ New England L 0-2 DCU 8-11-0 Simpson Agoos Gori (Maessner 70) Imler Vaudreuil Etcheverry Harkes Sanneh Williams Diaz Arce [E 36] Rammel (Medved 45)</p>	<p>7/28 v. Columbus W 2-0 DCU 9-11-0 Simpson Agoos Gori (Kamler 52) Imler Vaudreuil Etcheverry (Marsch 72 [G 83]) Kelderman Medved Sanneh [A 1] Williams Rammel [G 1] (Maessner 66)</p>
<p>7/31 v. Kansas City L 2-3 DCU 9-12-0 Simpson Agoos Imler Pope Vaudreuil Kelderman (Etcheverry 45 [G 69]) Medved [G 9] (Maessner 64) Sanneh Williams Diaz Arce Rammel (Kamler 74)</p>	<p>8/4 v. Kansas City L 2-4 DCU 9-13-0 Simpson Agoos Imler Pope (Gori 45 [G 47]) Etcheverry Maessner [A 47] Medved (Harkes 45) Sanneh [A 47] Williams Diaz Arce [PK 32] (Rammel 83)</p>	<p>8/7 @ Tampa Bay W 3-1 DCU 10-13-0 Causey Agoos Gori Peay Pope Etcheverry [A 4, 45] Harkes (Medved 81) Sanneh Williams Diaz Arce [G 45, 87; A 4] Moreno [G 4] (Rammel 75)</p>	<p>8/10 @ Columbus L 2-3 DCU 10-14-0 Causey Agoos Gori Pope Vaudreuil (Medved 78) Harkes [A 27] Maessner (Kelderman 63) Sanneh (Kamler 78) Williams [A 31] Diaz Arce [G 31] Moreno [G 27]</p>	<p>8/18 v. Los Angeles W 2-1 DCU 11-14-0 Simpson Agoos Gori Peay Pope [G 57] Etcheverry [A 3, 57] Harkes [G 3] Sanneh Williams Diaz Arce Moreno (Kelderman 80)</p>
<p>8/21 @ MetroStars W 3-2 DCU 12-14-0 Simpson Agoos [A 34] Gori Peay Pope [A 77] Etcheverry [G 45, A 34, 77] (Medved 87) Harkes Sanneh [A 45] Williams [G 34] Diaz Arce [G 77, A 45] (Vaudreuil 89) Moreno (Kelderman 78)</p>	<p>8/25 v. Tampa Bay W 3-0 DCU 13-14-0 Simpson Agoos Gori Peay Pope Etcheverry [A 25, 81] Harkes Sanneh [A 81] Williams (Kamler 83) Moreno [G 29, A 25] (Kelderman 67 [G 81]) Rammel [G 25] (Medved 72)</p>	<p>8/29 @ Colorado W 2-1 DCU 14-14-0 Simpson (Causey 45) Agoos [A 49] Gori Peay Pope Harkes [A 3] Medved [G 3] (Kelderman 66) Sanneh [A 49] Williams Diaz Arce Rammel [G 49] (Maessner 73)</p>	<p>9/6 v. MetroStars L 1-2 DCU 14-15-0 Simpson Agoos (Maessner 63) Gori Peay Pope Etcheverry Harkes [A 50] Medved (Kamler 73) Sanneh [G 50] Moreno Rammel</p>	<p>9/14 @ Tampa Bay L 0-2 DCU 14-16-0 Causey Agoos Gori Peay (Maessner 82) Pope Etcheverry Harkes Sanneh (Medved 71) Williams Diaz Arce Moreno (Rammel 62)</p>

9/17 v. New England
W 3-2 | DCU 15-16-0
Causey
Agoos
Gori
Peay
Pope [G 58]
Etcheverry [A 58, 89]
Harkes
Sanneh (Maessner 45)
Williams
Diaz Arce [G 62, 89]
Moreno [A 62, 89]
(Medved 89)

9/21 v. Colorado
W 3-1 | DCU 16-16-0
Simpson
Agoos
Gori
Pope
Vaudreuil [A 22]
Etcheverry
Harkes (Maessner 61)
Medved [G 32]
Williams [A 32]
(Kelderman 73)
Diaz Arce [G 22, PK 23]
Moreno (Rammel 69)

1996 MLS CUP PLAYOFFS

9/24 @ MetroStars
L 2-2 (SO 5-6) | Game 1
Simpson (Causey 89)
Agoos
Gori
Peay
Pope
Etcheverry [A 56]
Harkes
Maessner (Sanneh 62)
Williams
Diaz Arce [G 24, A 56]
Moreno [G 56]

9/27 v. MetroStars
W 1-0 | Game 2
Simpson
Agoos
Gori
Peay
Pope
Etcheverry [G 72] (Sanneh 80)
Harkes (Vaudreuil 84)
Maessner (Medved 57)
Williams
Diaz Arce
Moreno [A 72]

10/2 v. MetroStars
W 2-1 | Game 3
Simpson
Agoos
Gori
Peay
Pope
Etcheverry (Vaudreuil 89)
Harkes
Maessner (Medved 69)
Williams
Diaz Arce [PK 89]
Rammel [G 67] (Sanneh 76)

10/10 v. Tampa Bay
W 4-1 | Game 1
Simpson
Agoos
Gori
Peay [A 54] (Vaudreuil 70)
Pope
Etcheverry (Sanneh 76)
Harkes [A 36, 60]
Maessner (Medved 72)
Williams
Diaz Arce [G 36, 58, 60]
Rammel [G 01]

10/12 @ Tampa Bay
W 2-1 | Game 2
Simpson
Agoos
Gori
Pope
Vaudreuil
Etcheverry
Harkes
Maessner (Medved 73)
Williams [G 49, A 82]
Diaz Arce [G 82]
Moreno (Sanneh 82)

10/20 v. Los Angeles
W 3-2 OT | MLS Cup Final
Simpson
Agoos
Gori (Medved 70 [G 81])
Peay
Pope [G 94]
Etcheverry [A 73, 94]
Harkes
Maessner (Sanneh 59 [G 73])
Williams
Diaz Arce
Moreno

1996 U.S. OPEN CUP

9/4 v. Carolina Dynamo
Charlottesville, VA
W 2-0 | Quarterfinal
Causey
Vaudreuil
Peay
Agoos [A 50]
Gori (Kamler 85)
Medved (Imler 75)
Kelderman (Maessner 64)
Williams [E 89]
Harkes [A 83]
Sanneh [A 83]
Rammel [G 50, 83]

10/27 @ Dallas
W 2-0 | Semifinal
Simpson
Peay
Agoos
Pope
Kamler (Maessner 46)
Etcheverry [A 12]
(Rammel 86)
Medved (Imler 73)
Gori
Moreno [G 12, 82]
(Vaudreuil 84)
Sanneh
Diaz Arce

10/30 v. Rochester Raging
Rhinos
W 3-0 | Final
Simpson
Peay (Vaudreuil 46)
Pope [G 63]
Agoos (Imler 71)
Gori
Williams [A 63]
Maessner
(Sanneh 46 [A 63, 89])
Harkes (Kamler 66)
Etcheverry
Diaz Arce [G 45] (Rammel 74)
Moreno [G 89]

1996 FRIENDLIES

9/10 v. Luis Angel Firpo
W 2-1
Causey
Vaudreuil
Imler
Peay
Gori (Kamler 72)
Williams
Medved (Sanneh 85)
Maessner [G 81]
Etcheverry [A 81]
Diaz Arce
Moreno (Rammel 61)
LAF: [OG 28]

1996 SCHEDULE AND RESULTS

DATE	OPPONENT	RES.	SCORE	ATT.	W-L-T	POS.	PTS	NOTES:
04/06/1996	at San Jose	L	0-1	31,683	0-1-0	T1	0	S.J. Wynalda (88)
04/13/1996	at Columbus	L	0-4	25,266	0-2-0	T3	0	CLB: own goal (18) McBride (29,86) Marino (48)
04/20/1996	Los Angeles	L	1-2	35,032	0-3-0	T4	0	DC: Diaz Arce (7); LA: Cienfuegos (21) Salcedo (72)
04/27/1996	at New England	L	1-2	32,864	0-4-0	T4	0	DC: Diaz Arce (69); NE: Auger (78)
05/01/1996	Dallas	W	3-1	11,253	1-4-0	4	3	DC: Diaz Arce (15) Etcheverry (53) Rammel (64); DAL: Rodriguez (43)
05/05/1996	at Los Angeles	L	1-3	20,471	1-5-0	4	3	DC: Rammel (28); LA: Vasquez (42) Hurtado (53) Salcedo (71)
05/12/1996	MetroStars	L	1-2	14,722	1-6-0	4	3	DC: Harkes (11); MET: Savarese (64)
05/19/1996	Columbus	W	5-2	7,422	2-6-0	3	6	DC: Rammel (28,48,53) Diaz Arce (67,70); CLB: McBride (76) Paz (85)
05/18/1996	at Dallas	L	2-3	23,251	2-7-0	3	6	DC: Sannah (65) Agoos (30); DAL: Kreis (40,82) Sanchez (88)
05/30/1996	at MetroStars	W	2-1	25,322	3-7-0	T2	9	Rammel (19) Sannah (32); MET: Wood (27)
06/02/1996	at Colorado	W	3-2	8,517	4-7-0	2	10	DC: Diaz Arce (34) Maessner (88); COL: Tritschuh (67) Harbor (77)
06/05/1996	San Jose	W	3-1	15,845	5-7-0	2	13	DC: Diaz Arce (23) Rammel (36,49); S.J: Butler (68)
06/20/1996	at Kansas City	L	1-5	9,458	5-8-0	2	13	DC: Sannah (42); KC: Preki (6) Takawira (28,54) Chung (30) Sorber (35)
06/23/1996	at San Jose	L	1-2	14,088	5-9-0	2	13	DC: Diaz Arce (50); S.J: E. Espinoza (41) Baicher (86)
06/30/1996	New England	W	3-1	19,355	6-9-0	2	16	DC: Rammel (0) Diaz Arce (46) Harkes (89); NE: Naveda (38)
07/04/1996	at Dallas	L	1-2	16,177	6-10-0	2	16	DC: Diaz Arce (61); DAL: Kreis (33)
07/07/1996	Dallas	W	6-1	11,244	7-10-0	2	19	DC: Diaz Arce (3,46,61,63) Rammel (18,77); DAL: Ashton (69)
07/12/1996	Tampa Bay	W	1-0	20,014	8-10-0	2	22	DC: Etcheverry (72)
07/20/1996	at New England	L	0-2	18,347	8-11-0	2	22	NE: Sawatzky (54,77)
07/28/1996	Columbus	W	2-0	11,173	9-11-0	2	25	DC: Rammel (0) Marsh (83)
07/31/1996	Kansas City	L	2-3	9,467	9-12-0	2	25	DC: Medved (8) Etcheverry (69); KC: own goal (19) Preki (32) Chung (64)
08/04/1996	Kansas City	L	2-4	12,356	9-13-0	2	25	DC: Diaz Arce (32) Gori (47); KC: Chung (16,59) Takawira (66,78)
08/07/1996	at Tampa Bay	W	3-1	6,476	10-13-0	2	28	DC: Moreno (4) Diaz Arce (45,87); TB: Lassiter (90)
08/10/1996	at Columbus	L	2-3	18,587	10-14-0	2	28	DC: Moreno (27) Diaz Arce (31); CLB: Iribarren (55) McBride (57) Paz (60)
08/18/1996	Los Angeles	W	2-1	24,536	11-14-0	2	31	DC: Harkes (3) Pope (56); LA: Hurtado (77)
08/21/1996	at MetroStars	W	3-2	20,416	12-14-0	2	34	DC: Williams (34) Etcheverry (45) Diaz Arce (77); MET: De Avila (26,65)
08/25/1996	Tampa Bay	W	3-0	15,804	13-14-0	2	37	DC: Rammel (25) Moreno (29) Kaldeman (81)
08/29/1996	at Colorado	W	2-1	6,368	14-14-0	2	40	DC: Medved (3) Rammel (49); COL: Harbor (40)
09/04/1996	Carolina Dynamo %	W	2-0	1,829	-	-	-	DC: Rammel (50,83)
09/06/1996	MetroStars	L	1-2	8,053	14-15-0	2	40	DC: Sannah (50); MET: De Avila (18) Joseph (30)
09/10/1996	at Luis Angel Firpo &	W	2-1	-	-	-	-	DC: OC (28), Maessner (81)
09/14/1996	at Tampa Bay	L	0-2	8,135	14-16-0	2	40	TB: Ralston (4) Lassiter (51)
09/17/1996	New England	W	3-2	7,360	15-16-0	2	43	DC: Pope (58) Diaz Arce (62,89); NE: Moore (39,76)
09/21/1996	Colorado	W	3-1	20,573	16-16-0	2	46	DC: Diaz Arce (27,53) Medved (32); COL: C. Henderson (90)
09/24/1996	at MetroStars \$	L	2-2 (SO)	14,416	-	-	-	DC: Diaz Arce (24) Moreno (56); MET: De Avila (38) Savarese (75)
09/27/1996	MetroStars \$	W	1-0	21,442	-	-	-	DC: Etcheverry (72)
10/02/1996	MetroStars \$	W	2-1	20,423	-	-	-	DC: Rammel (67) Diaz Arce (PK 89); MET: De Avila (86)
10/10/1996	Tampa Bay \$	W	4-1	23,566	-	-	-	DC: Diaz Arce (36,58,60) Rammel (54); TB: Lassiter (42)
10/12/1996	at Tampa Bay \$	W	2-1	9,339	-	-	-	DC: Williams (49) Diaz Arce (82); TB: Ralston (14)
10/20/1996	Los Angeles \$	W	3-2 (OT)	34,643	-	-	-	DC: Sannah (73) Medved (81) Pope (94); LA: Hurtado (5) Armas (55)
10/27/1996	Dallas %	W	2-0	1,958	-	-	-	DC: Moreno (12,82)
10/30/1996	Rochester Rhinos %	W	3-0	7,234	-	-	-	DC: Diaz Arce (45) Pope (63) Moreno (89)
10/29/1997	Dallas Burn %	L	0-0 (3-5)	9,776	-	-	-	-

COMPETITION KEY

* CONCACAF Champions Cup	~ InterAmerican Cup
@ CONCACAF Champions League	\$ MLS Cup Playoffs
& Copa Nissan Sudamericana	# SuperLiga
^ Friendly	% U.S. Open Cup
+ FC Giants Cup	

1996 LEAGUE STANDINGS

EASTERN CONFERENCE

TEAM	W	L	PTS	GF	GA	SOW	STREAKS	LAST 10
Tampa Bay	20	12	58	66	51	1	Won 6	7-3
D.C. United	16	16	46	62	56	1	Won 2	7-3
MetroStars	15	17	39	45	47	3	Lost 1	4-6
Columbus	15	17	37	59	60	4	Won 1	9-1
New England	15	17	33	43	56	6	Lost 3	4-6

WESTERN CONFERENCE

TEAM	W	L	PTS	GF	GA	SOW	STREAKS	LAST 10
Los Angeles	19	13	49	59	49	4	Won 3	4-6
Dallas	17	15	41	50	48	5	Lost 2	4-6
Kansas City	17	15	41	61	63	5	Lost 2	6-4
San Jose	15	17	39	50	50	3	Won 1	4-6
Colorado	11	21	29	44	59	2	Lost 2	2-8

1996 MLS STATISTICS (16-16-0, 46 PTS.)

UNF	POS	PLAYER	GP	GS	MIN	G	A	SHT	SOG	FC	FS	OFF	CK	C	E
21	F	Raul Diaz Arce	28	28	2351	23	2	100	49	32	26	35	1	6	1
14	F	Steve Rammel	26	20	1649	14	3	54	32	27	42	20	0	4	0
10	M	Marco Etcheverry	26	23	2144	4	19	51	30	36	50	4	77	7	0
20	M	Tony Sanneh	25	24	2047	4	8	32	19	55	20	5	1	4	0
6	M	John Harkes	29	28	2469	3	8	44	26	31	47	8	79	4	0
9	F	Jaime Moreno	9	9	700	3	3	21	9	14	17	8	2	0	0
13	M	Shawn Medved	27	13	1171	3	1	17	12	23	22	1	5	0	0
23	D	Eddie Pope	18	18	1575	2	1	12	4	14	13	0	0	2	0
12	D	Jeff Agoos	32	32	2805	1	5	19	7	24	43	0	10	4	0
16	M	Richie Williams	30	30	2570	1	5	29	8	49	38	5	8	5	1
11	D	Mario Gori	25	22	1925	1	3	10	7	31	26	3	6	3	0
7	M	Kris Kelderman	18	8	817	1	3	14	6	13	7	0	0	0	0
19	M	John Maessner	20	5	713	1	2	12	5	3	9	0	2	0	0
15	M	Jesse Marsch	4	0	92	1	0	1	1	0	0	0	0	0	0
8	M	Brian Kamler	12	3	470	0	1	4	2	4	3	0	1	0	0
24	D	David Vaudreuil	14	13	1147	0	1	4	3	12	4	0	0	0	0
26	GK	Jeff Causey	19	18	1620	0	0	0	0	0	0	0	0	2	0
22	F	Ben Crawley	5	0	82	0	0	1	0	2	2	0	0	1	0
3	D	Said Fazligic	2	1	136	0	0	0	0	3	1	0	0	1	0
25	M	George Gelinovatch	2	2	135	0	0	0	0	1	4	0	0	0	0
18	M	Mike Huwiler	5	3	247	0	0	0	0	1	3	0	0	1	0
3	M	Erik Imler	19	15	1355	0	1	0	0	17	4	0	0	0	0
20	D	Thor Lee	2	2	134	0	0	0	0	2	2	0	0	1	0
4	D	Clint Peay	19	18	1665	0	0	6	2	22	15	0	0	2	0
2	GK	Mark Simpson	15	14	1260	0	0	0	0	0	1	0	0	0	0
9	F	Juan Suarez	2	2	160	0	0	4	1	1	3	0	0	0	0
12	M	Sterling Wescott	2	1	102	0	0	0	0	0	1	0	2	0	0
1	GK	Mile Miovac	0	0	0	0	0	0	0	0	0	0	0	0	0
TEAM TOTALS			32	32	2880	62	65	436	223	417	403	89	194	47	2
OPPONENT TOTALS			32	32	2880	56	46	346	184	407	409	144	149	63	1

GAME-WINNING GOALS: Steve Rammel 6, Raul Diaz Arce 4, Marco Etcheverry 2, Tony Sanneh 1, Eddie Pope 1, Shawn Medved 1,

GAME-WINNING ASSISTS: Marco Etcheverry 6, Tony Sanneh 2, Jaime Moreno 2, John Harkes 2, Richie Williams 1, Eddie Pope 1, John Maessner 1, Brian Kamler 1, Mario Gori 1, Jeff Agoos 1

PENALTY KICK GOALS/ATTEMPTS: Raul Diaz Arce 4-4

D.C. UNITED INDIVIDUAL GOALKEEPING

UNF	POS	GOALKEEPER	GP	GS	MIN	SHTS	SV	GA	GAA	PG	PA	W	L	T	SO
2	GK	Mark Simpson	15	14	1260	69	46	21	1.50	0	0	7	6	0	3
26	GK	Jeff Causey	19	18	1620	115	70	35	1.94	7	8	9	10	0	0
TEAM TOTALS			32	32	2880	184	116	56	1.75	7	8	16	16	0	3
OPPONENT TOTALS			32	32	2880	223	134	62	1.94	4	4	16	16	0	4

1996 POSTSEASON STATISTICS

UNF	POS	PLAYER	GP	GS	MIN	G	A	SHT	SOG	FC	FS	OFF	CK	C	E
21	F	Raul Diaz Arce	6	6	544	6	1	19	12	12	5	9	0	0	0
14	F	Steve Rammel	2	2	166	2	0	4	2	2	5	1	0	0	0
10	M	Marco Etcheverry	6	6	519	1	3	13	6	9	9	2	28	2	0
9	F	Jaime Moreno	4	4	355	1	1	9	3	5	10	1	4	1	1
16	M	Richie Williams	6	6	544	1	1	9	5	7	6	0	0	1	0
13	M	Shawn Medved	5	0	113	1	0	3	3	2	0	1	0	0	0
23	D	Eddie Pope	6	6	544	1	0	3	1	2	2	0	0	0	0
20	M	Tony Sanneh	6	0	109	1	0	1	1	2	2	1	0	0	0
6	M	John Harkes	6	6	538	0	2	6	6	7	14	3	11	0	0
4	D	Clint Peay	5	5	434	0	1	3	2	5	3	0	0	2	0
12	D	Jeff Agoos	6	6	544	0	0	2	0	1	12	0	0	1	0
26	GK	Jeff Causey	1	0	1	0	0	0	0	0	0	0	0	0	0
11	D	Mario Gori	6	6	520	0	0	0	0	5	9	0	0	1	0
19	M	John Maessner	6	6	392	0	0	12	3	4	1	4	0	0	0
2	GK	Mark Simpson	6	6	543	0	0	0	0	0	0	0	0	1	0
24	D	David Vaudreuil	4	1	117	0	0	0	0	2	3	0	0	1	0
TEAM TOTALS			6	6	540	14	9	84	44	65	81	22	43	10	1
OPPONENT TOTALS			6	6	540	7	7	61	28	81	65	22	26	14	0

GAME-WINNING GOALS: Raul Diaz Arce 2, Steve Rammel 1, Eddie Pope 1, Marco Etcheverry 1

GAME-WINNING ASSISTS: Richie Williams 1, Clint Peay 1, Jaime Moreno 1, Marco Etcheverry 1

PENALTY KICK GOALS/ATTEMPTS: Raul Diaz Arce 1-1

D.C. UNITED INDIVIDUAL GOALKEEPING

UNF	POS	GOALKEEPER	GP	GS	MIN	SHTS	SV	GA	GAA	PG	PA	W	L	T	SO	OT REC
26	GK	Jeff Causey	1	0	1	0	0	0	0.00	0	0	0	1	0	0	0-0-0
2	GK	Mark Simpson	6	6	543	28	21	7	1.16	0	0	5	0	0	1	1-0-0
TEAM TOTALS			6	6	540	28	21	7	1.17	0	0	5	1	0	1	1-0-0
OPPONENT TOTALS			6	6	540	44	30	14	2.33	1	1	1	5	0	0	0-1-0

ALL-TIME CUP RECORD

CONCACAF CHAMPIONS CUP

DATE	OPPONENT	RESULT	SCORE	ATT.
08/13/1997	United Petrotrin	W	1-0	10,063
08/22/1997	Los Angeles	L	0-1	15,588
08/24/1997	CD Guadalajara	T	2-2	8,282
08/31/1998	Joe Public FC	W	8-0	7,117
08/14/1998	CSD Leon	W	2-0	10,526
08/16/1998	CD Toluca	W	1-0	12,607
09/29/1999	CD Olimpia	W	1-0	7,127
10/01/1999	CID Necaxa	L	1-3	8,163
10/03/1999	Chicago Fire	T	2-2	9,763
01/17/2001	Alajuelense	W	2-1	5,153
01/19/2001	Los Angeles	L	1-1(2-4)	-
01/21/2001	Pachuca CF	L	1-2	-
03/06/2002	at CSD Comunicaciones	L	0-4	-
03/13/2002	CSD Comunicaciones	W	2-1	13,378
03/09/2005	Harbour View FC	W	2-1	3,825
03/16/2005	at Harbour View FC	W	2-1	-
04/06/2005	Pumas UNAM	T	1-1	21,185
04/13/2005	at Pumas UNAM	L	0-5	21,000
04/21/2007	at CD Olimpia	W	4-1	-
03/01/2007	CD Olimpia	W	3-2	8,181
03/15/2007	CD Guadalajara	T	1-1	26,528
04/03/2007	at CD Guadalajara	L	1-2	21,000
03/12/2008	at Harbour View	T	1-1	-
03/18/2008	Harbour View	W	5-0	12,394
04/01/2008	at Pachuca	L	0-2	-
04/09/2008	Pachuca	W	2-1	17,329

NOTES:

DC: Etcheverry (84)
LA: Jones (10)
DC: Diaz Arce (41) Iroha (90); GUA: Acosta (55) Sanchez (PK 84)
DC: Olsen (13,44) Lassiter (22,29,67,72) Wood (75,92)
DC: Lassiter (10,61)
DC: Pope (41)
DC: Moreno (68)
DC: Talley (26); NEC: Almaguer (40) Delgado (57) Oliva (68)
DC: Wood (2) Otero (50); CHI: Razov (71) Marsch (80)
DC: Talley (15) Olsen (92+); LDA: Arnaez (PK 74)
DC: Etcheverry (PK 48); LA: Vanney (PK 29)
DC: Talley (35); PCF: Pineda (13) Arellano (38)
COM: Nunez (45,80,86) Torlacoff (70)
DC: Lisi (2) Pope (89); COM: Gomez (13)
DC: Eskandarian (5) Gros (64); HAR: Shelton (23)
DC: Walker (58) Moreno (60); HAR: Stewart (45+)
DC: Gomez (10); PUM: A. da Silva (52)
PUM: Marioni (12) J. Botero (47,73) Toledo (85) Lozano (89)
DC: Gomez (29,60) Emilio (45+); Erpen (63); OLI: Carcamo (34)
DC: Emilio (37,84) Gomez (PK 49); OLI: H. Thomas (PK 30) Pacini (75)
DC: Emilio (91+); GUA: O. Bravo (63)
DC: Moreno (36); GUA: Bautista (39) Pineda (52)
DC: McTavish (44); HBV: Palmer (85)
DC: McTavish (26, 68) Niell (63, 66) Fred (88)
PCH: Montes (62, 80)
DC: Dyachenko (85) Niell (90); PCH: Alvarez (76)

CONCACAF CHAMPIONS LEAGUE

DATE	OPPONENT	RESULT	SCORE	ATT.
09/16/2008	Deportivo Saprissa	L	0-2	6,105
09/24/2008	at CD Marathon	L	0-2	-
10/01/2008	Cruz Azul	0	0-1	7,214
10/09/2008	at Deportivo Saprissa	T	2-2	-
10/21/2008	at Cruz Azul	L	0-2	-
10/29/2008	Marathon	L	4-2	7,156
07/28/2009	CD L.A. Firpo	D	1-1	8,026
08/04/2009	at CD L.A. Firpo	D	1-1	-
08/18/2009	at CD Marathon	L	1-3	3,658
08/26/2009	Toluca	L	1-3	8,834
09/15/2009	at San Juan	W	1-0	-
09/24/2009	CD Marathon	W	3-0	5,280
09/30/2009	San Juan	W	5-1	3,411
10/20/2009	at Toluca	D	1-1	-

NOTES:

SAP: Centeno (32) Arrieta (52)
CDM: Nunez (65) Noreales (82)
CA: Zaballos (56)
DC: Doe (6) Dyachenko (90+); SAP: Elizondo (82, 86)
DC: Doe (10); Janicki (61); CDM: Martinez (31) Berrios (46) Nunez (53) Chavez (68)
DC: Moreno (41); LAF: Benitez (26)
DC: Gomez (42); LAF: Franco (39)
DC: Emilio (48); CDM: Martinez (23) Palacios (83) Berrios (88)
DC: Pontius (47); TOL: Marin (5) Mancilla (79,85)
DC: Gomez (14)
DC: Emilio (47,71) Moreno (65)
DC: Gomez (13,68) Fred (30) Khumalo (43,90); SJJ: Britto (83)
DC: Pontius (6); TOL: Lopez (61)

COPA SUDAMERICANVA

DATE	OPPONENT	RESULT	SCORE	ATT.
09/24/2005	Universidad Catolica	L	1-1	10,271
09/27/2005	at Univ. Catolica	L	2-3	10,000
09/26/2007	CD Guadalajara	W	2-1	21,022
10/02/2007	at CD Guadalajara	L	0-1	50,000

NOTES:

DC: Walker (81); CAT: Quinteros (48+)
DC: Gomez (15,29); CAT: Quinteros (40,86) Conca (78)
DC: Olsen (23) Simms (55); GUA: S. Santana (61)
GUA: R. Morales (64)

CONCACAF GIANTS' CUP

DATE	OPPONENT	RESULT	SCORE	ATT.
04/04/2001	at Arnett Gardens FC	W	3-0	9,117
04/11/2001	Arnett Gardens FC	W	2-1	9,117
08/03/2001	CSD Comunicaciones	W	2-1	4,553
08/05/2001	Club America	L	0-2	3,127

NOTES:

DC: Diaz Arce (39,66) Talley (59)
DC: Talley (PK 30) Lisi (86); AG: Earl (23)
DC: Moreno (26) Lisi (89); COM: Rivera (22)
AMR: Mendoza (52) Valdez (70)

INTERAMERICAN CUP

DATE	OPPONENT	RESULT	SCORE	ATT.
11/14/1998	Vasco da Gama	L	0-1	26,218
12/05/1998	Vasco da Gama	W	2-0	7,263

NOTES:

VAS: Felipe (69)
DC: Sanneh (34) Pope (77)

MLS CUP PLAYOFFS

DATE	OPPONENT	RESULT	SCORE	ATT.
09/24/1996	at MetroStars	L (SO)	2-2	14,416
09/27/1996	MetroStars	W	1-0	21,442
10/02/1996	MetroStars	W	2-1	20,423
10/10/1996	Tampa Bay	W	4-1	23,566
10/21/1996	at Tampa Bay	W	2-1	9,939
10/20/1996	Los Angeles	W (OT)	3-2	34,643
10/05/1997	New England	W	4-1	12,540
10/06/1997	at New England	W	1-1 (SO)	15,233
10/12/1997	Columbus	W	3-2	11,820
10/15/1997	at Columbus	W	1-0	9,506
10/26/1997	Colorado	L	1-1	57,431
09/30/1998	Miami	W	2-1	15,187
10/04/1998	at Miami	W (SO)	0-0	13,128
10/11/1998	Columbus	W	2-0	17,755
10/19/1998	at Columbus	L	2-4	13,193
10/21/1998	Columbus	W	3-0	21,453
10/25/1998	Chicago	L	0-2	51,350
10/16/1999	Miami	W	2-0	18,011
10/24/1999	at Miami	W	0-0 (SO)	8,446
10/11/1999	Columbus	W	2-1	14,529
11/07/1999	at Columbus	L	1-5	12,778
11/19/1999	Columbus	W	4-0	25,451
11/21/1999	Los Angeles	W	2-0	44,910
11/01/2003	Chicago	L	0-2	15,202
10/23/2003	Chicago	L	0-2	15,312
10/23/2004	at MetroStars	W	2-0	11,161
10/30/2004	MetroStars	W	2-0	15,763
10/26/2004	New England	W (PK)	3-3(4-3)	21,201
11/14/2004	Kansas City	W	3-2	25,797

NOTES:

DC: Diaz Arce (24) Moreno (56); MET: De Avila (38) Savarese (75)
DC: Etcheverry (72)
DC: Rammel (67) Diaz Arce (PK 89); MET: De Avila (86)
DC: Diaz Arce (36,58,60) Rammel (54); TB: Lassiter (42)
DC: Williams (46) Diaz Arce (82); TB: Ralston (14)
DC: Sanneh (73) Medved (81) Pope (94); LA: Hurtado (5) Armas (56)
DC: Weigler (13,56) Moreno (65,76); NE: Burns (89)
DC: Williams (53); NE: Moore (PK 72)
DC: Sanneh (9,45) Diaz Arce (29); CLB: Farrell (57) Dooley (73)
DC: Diaz Arce (47)
DC: Moreno (37) Sanneh (68); COL: Paz (75)
DC: Lassiter (28) Moreno (38); MIA: McLaren (69)
-
DC: Sanneh (68) Etcheverry (78)
DC: Sanneh (69) Lassiter (77); CLB: McBride (8,47) Doleay (37) John (61)
DC: Agoos (12) Lassiter (44,79)
CHI: Podbronzky (29) Gutierrez (45)
DC: Moreno (34,88)
-
DC: Moreno (15) Olsen (72); CLB: Cunningham (82)
DC: Lassiter (7); CLB: Elock (20) Cunningham (41) John (48,61,84)
DC: Moreno (17) Lassiter (54,52) Etcheverry (88)
DC: Moreno (19) Olsen (45)
CHI: Williams (4) Razov (94+)
CHI: Ralph (17) Razov (55)
DC: Stewart (67) Eskandarian (88)
DC: Moreno (85) Namoff (89)
DC: Eskandarian (11) Moreno (21) Gomez (67); NE: Twellman (17) Ralston (PK 44) Noonan (85)
DC: Eskandarian (19,23) own goal (26); KC: Burciaga (6) Wolff (PK 58)

10/21/2005	at Chicago	T	0-0	11,493
10/30/2005	Chicago	L	0-0	20,089
10/21/2006	at New York	W	1-0	6,630
10/29/2006	New York	T	1-1	21,455
11/05/2006	New England	L	0-1	19,552
10/25/2007	at Chicago	L	0-1	17,834
11/01/2007	Chicago	T	2-2	18,438

SUPERLIGA

DATE	OPPONENT	RESULT	SCORE	ATT.
07/25/2007	Monarcas Morelia	T	1-1	13,335
07/29/2007	Club America	W	1-0	18,804
08/01/2007	at Houston	L	0-1	11,013
08/15/2007	at Los Angeles	L	0-2	17,223
07/12/2008	CD Guadalajara	L	1-2	22,453
07/15/2008	Atlanta	L	2-3	12,122
07/19/2008	Houston	L	1-3	12,893

U.S. OPEN CUP

DATE	OPPONENT	RESULT	SCORE	ATT.
10/27/1996	Dallas	W	2-0	1,958
10/30/1996	Rochester Rhinos	W	3-0	7,234
06/26/1997	at Hershey	W (PK)	0-0(4-3)	6,332
08/05/1997	Hershey	W (PK)	0-0(3-2)	5,521
08/19/1997	Tampa Bay	W	2-0	3,527
09/03/1997	at San Francisco	W	2-1	3,470
10/29/1997	Dallas Burn	L (PK)	0-0(3-5)	7,776
08/04/1999	at Charleston	L	3-4(OT)	5,456
06/14/2000	Charleston	W	4-0	3,627
07/26/2000	Rochester	W	2-0	3,986
08/09/2000	Miami	L	2-3	3,864
06/27/2001	New Jersey	W	8-0	3,200
07/11/2001	Hershey	W	3-0	5,788
07/24/2001	Richmond	T	1-1	8,459
08/22/2001	at New England	L	0-2	7,128
07/17/2003	Pittsburgh	W	2-1	3,073
09/05/2003	Virginia Beach	W	1-0	2,870
10/01/2003	at MetroStars	L	2-3	3,791
07/21/2004	Richmond	L	1-2	8,776
08/03/2005	Chicago	T	1-1	5,412
08/24/2005	FC Dallas	L	1-1(1-4)	4,258
08/01/2006	Columbus	W (OT)	2-1	4,774
08/23/2006	New York	W	3-1	3,637
09/05/2006	Chicago	W	2-0	5,153
07/01/2008	Rochester Rhinos	W	2-0	2,752
07/08/2008	Chicago	W	2-1	4,118
08/12/2008	New England	W	1-0	3,786
09/03/2008	Charleston	T	2-2	8,212
04/22/2009	FC Dallas	W	2-0	5,163
05/02/2009	New York	W	5-3	5,566
06/30/2009	Ocean City	W	2-0	2,021
07/07/2009	Harrisburg City	W	2-1	2,137
07/21/2009	Rochester	W	2-1	2,457
08/02/2009	Seattle	W	2-0	17,329
04/28/2010	FC Dallas	W	4-2	2,804
06/02/2010	Real Salt Lake	W	2-1	3,074
06/20/2010	Richmond	W	2-0	2,985
07/21/2010	Harrisburg City	W	2-0	2,809
09/01/2010	Columbus	L	1-2	3,411
04/05/2011	Philadelphia	W	2-2 (4-2)	2,347
04/26/2011	New England	L	2-3	1,843

-	DC: Stewart (10) Guerrero (37,50+) Marsch (67)
DC: Gomez (77)	6,630
DC: Gomez (86); NY: Altidore (70)	
NE: Twellman (4)	
CHI: Rolfe (14)	
DC: Simms (69) Gomez (74); CHI: Barrett (31) Rolfe (33)	

NOTES:

DC: Gomez (77); MOR: D. Martinez (79)	
DC: Dyachenko (12)	
HOU: Ching (50)	
LA: Beckham (27) Donovan (47)	
DC: Emilio (76); GUA: Arellano (24) Pineda (72)	
DC: Doe (28) Emilio (79); ATN: Rey (15,44) Bermudez (49)	
DC: Doe (76); HOU: Clark (12) Boswell (28) Holden (84)	

NOTES:

DC: Moreno (12,82)	
DC: Diaz Arce (45) Pope (63) Moreno (89)	
-	
DC: Wegerle (56) Iroha (89)	
DC: Moreno (PK 2) Diaz Arce (62); SF: White (84)	
DC: Moreno (28) Albright (59) Wood (84); CH: Burke (12) Sewell (24) Ilarionov (87,100)	
DC: Moreno (63) Diaz Arce (66,78,86)	
DC: Albright (12,89) Moreno (59)	
DC: Moreno (42,65); MIA: own goal (5) Serna (43) Rooney (112+)	
DC: Albright (20) Conth (28,39,49) Pope (38) Etcheverry (45) own goal (56) Alegria (74)	
DC: Albright (35) Moreno (70) Quarta (74)	
CHI: Mapp (58) Carr (76,91+)	
NE: Williams (9,40)	
DC: Petke (33) Kovalenko (44); PIT: Martins (74)	
DC: Stochkov (97+)	
DC: Ivanov (18) Carreras (76); MET: Guevara (20,43) Wolyniec (88)	
DC: Kuffour (81); RCH: Cephas (33,64)	
DC: Adu (26) Gomez (PK 76,81); RCH: Cephas (68)	
DC: Gomez (47); FCD: Ruiz (94+)	
DC: Moreno (22) Walker (93); CLB: Marshall (18)	
DC: Gros (37) Walker (61,94); NY: Guevara (41)	
CHI: Mapp (58) Carr (76,91+)	
DC: Burch (78,85)	
DC: Doe (77); Namoff (99); CHI: Woolard (36)	
DC: Emilio (4,81) Quarta (48); NE: Germanese (34)	
DC: Emilio (4); Fred (50); CHR: Fuller (10)	
DC: Fred (21) Barklage (66)	
DC: Pontus (8,52) Khumalo (18) Barklage (21) Fred (26); NY: Richards (44) Rojas (48,61)	
DC: Gomez (74) Nisilu (90)	
DC: Khumalo (8) Jacobson (18); HCL: Paterson (64)	
DC: Moreno (41) Khumalo (62); ROC: Atieno (68)	
DC: Simms (89); SEA: Montero (67) Levesque (85)	
DC: Cristman (4, 59) Castillo (39) Najjar (51); DAL: Guarda (52), McCarty (57)	
DC: Emilio (75), Najjar (106); RSL: Warner (61)	
DC: Moreno (47); Quarta (6)	
DC: Boskovic (1) Khumalo (47)	
DC: Hernandez (13); COL: Iro (69) Schelotto (98)	
DC: Wolff (45); Woolard (11); PH: Ruiz (18), Carroll (118)	
DC: Boskovic (73, 83); NE: Dube (34, 47), Koger (69)	

ALL-TIME FRIENDLIES

DATE	OPPONENT	RESULT	SCORE	ATT.
03/01/1996	at Luis Angel Firpo	W	2-1	26,842
03/02/1997	at Nagoya Grampus	L	1-1	-
03/09/1997	at Instant-Dict FC	W	7-3	-
03/21/1997	at Jacksonville	W	2-0	-
05/16/1997	Leeds United	T	1-1	10,704
06/17/1997	at Richmond	W	4-2	7,518
06/20/1998	at Kansas City	D	0-0	7,023
07/06/1998	at Hampton Roads	L	1-2	7,133
11/21/1991	at Central America Select	W	2-1	5,000+
03/30/1999	at Bermuda Nat'l Team	W	2-0	1,217
06/29/1999	at Richmond	W	3-1	17,610
07/22/2000	Newcastle	L	3-4	12,098
05/23/2001	Bayer Leverkusen	L	2-3	15,124
11/17/2001	CD Olimpia	W	1-0	5,176
04/13/2002	at Richmond	T	0-0	15,119
06/23/2002	Boca Juniors	T	0-0	15,119
10/17/2002	at Tottenham	W	1-0	-
10/26/2002	CD Aquila	W	4-0	17,453
05/14/2003	Tottenham Hotspur	W	1-0	14,028
07/23/2003	Blackburn Rovers	W	1-1(6-5)	9,452
08/30/2003	El Salvador	W	3-1	23,269
06/23/2004	at Rochester Rhinos	W	2-0	14,426
07/14/2004	Nottingham Forest	W (PK)	1-1(4-3)	13,333
09/29/2004	C.D. Municipal	W	6-0	13,177
07/11/2005	Rochester Rhinos	W	3-2	8,347
07/28/2005	Chelsea FC	L	1-2	31,273
08/16/2005	Harrisburg	W	1-0	4,000+
08/29/2005	Colorado	L	2-6	2,763
03/02/2006	at Getafe	L	1-3	15,223
07/12/2006	Celtic FC	W	4-0	-
08/09/2006	Real Madrid	T	1-1	66,830
08/30/2006	at Richmond	T	0-0	-
03/09/2007	CD Motagua	W	4-2	10,704
03/22/2008	at Richmond	W	3	3,192
08/09/2009	Real Madrid	L	0-3	72,368
05/26/2010	AC Milan	W	3-2	30,367
06/19/2010	El Salvador	W	2-0	240
07/24/2010	Portsmouth	W	4-0	9,897
05/22/2011	AFC Ajax	L	1-2	10,728
07/23/2011	Everton	L	1-3	12,789

NOTES:

DC: OG (28), Maessner (81)	
DC: own goal (35); NAG: Torres (80) Okayama (85) Stojkovic (87)	
DC: Moreno (7,36,50) own goal (52) Rammel (73,84) Sannhe (88); IDFC: Muir (43)	
DC: Marsch, Etcheverry	
DC: Sannhe (89); LU: Lilley (19)	
DC: Thieman (77), Sannhe (PK 71, 87), Kamler (82); RIC: Etcheverry (33), Davis (55)	
Match abandoned after 53 minutes	
DC: Harkes; HRD: Pratt (41), Fenger (70)	
DC: Wood (45), Talley (82)	
DC: Moreno (18), Etcheverry (80)	
RIC: Glasgow (5) - Match abandoned after 22 minutes	
DC: Moreno (28) Llamosa (33) Marino (50); NUFC: Cordone (66)	
DC: Convey (32) Talley (44) Albright (57); BL: Berbatov (14,64,93) Brdaric (35)	
DC: Quintanilla (74) Lisi (93); OLI: Fuentes (14,70)	
DC: Conth (48)	
-	
DC: W. Barrett (85)	
DC: Convey (9) Moreno (61,62) Lassiter (80)	
DC: own goal (30)	
DC: B. Carroll (85); BRFC: A. Cole (30)	
DC: Stewart (24,50) Etcheverry (39); SAL: Pacheco (6)	
DC: Moreno (4) Adu (70)	
DC: Hendrickson (9); NF: Reid (32)	
DC: Quintanilla (13) Thompson (17) Quarta (30,55) Stokes (36) Gomez (PK 91+)	
DC: Walker (15,21,68); ROC: Hovoes (77) Carabajal (88)	
DC: Boswell (31); CFC: Duff (35) Crespo (56)	
DC: Thompson (51)	
DC: Kuykendall (4) Nickell (29)	
DC: Filomeno (10); GET: Jaja (35) Guiza (59) Nano (78)	
DC: Adu (44) Walker (57) Boswell (66) Metcalf (78)	
DC: Eskandarian (25); MAD: Cassano (22)	
Game canceled due to lightning in 20th minute	
DC: Gros (6) Gomez (24) Emilio (65) DeRoux (74); MOT: V. Hernandez (23) J. Hernandez (90)	
RIC: Buja (2, 6) Jones (1)	
RM: Higuain (57,59) Robben (69)	
DC: Emilio (20) Pontius (30) Allsopp (61); ACM: Oddo (70,74)	
DC: Cristman (51)	
DC: Allsopp (21, 30, 65) Hernandez (54)	
DC: Brettschneider (58); AJAX: Suleimani (10), Anita (87)	
DC: Pontius (47); EVE: Anicheba (4), Bilyaletdinov (16), Gueye (82)	

INDIVIDUAL LEADERS (ALL-TIME)

GAMES PLAYED

PLAYER	GP
Jaime Moreno	329
Ben Olsen	221
Bryan Namoff	195
Marco Etcheverry	191
Clyde Simms	182
Richie Williams	169
Santino Quaranta	159
Eddie Pope	143
Jeff Agoos	135
Christian Gomez	124
Carey Talley	124

GAMES STARTED

PLAYER	GS
Jaime Moreno	288
Ben Olsen	200
Marco Etcheverry	180
Bryan Namoff	179
Richie Williams	164
Clyde Simms	147
Eddie Pope	140
Jeff Agoos	131
Santino Quaranta	120
Christian Gomez	113

MINUTES PLAYED

PLAYER	MIN
Jaime Moreno	25277
Ben Olsen	17098
Marco Etcheverry	16305
Bryan Namoff	16045
Richie Williams	14597
Clyde Simms	13185
Eddie Pope	12228
Jeff Agoos	11696
Santino Quaranta	11063
Brandon Prideaux	9672

GOALS

PLAYER	GP	GOALS
Jaime Moreno	329	131
Christian Gomez	124	45
Raul Diaz Arce	68	44
Luciano Emilio	87	41
Roy Lassiter	67	36
Marco Etcheverry	191	34
Ben Olsen	221	29
Santino Quaranta	159	24
Alecko Eskandarian	81	20
Abdul Thompson Conteh	30	15
Steve Rammel	37	15

ASSISTS

PLAYER	GP	ASTS
Jaime Moreno	329	102
Marco Etcheverry	191	101
Ben Olsen	221	49
Christian Gomez	124	33
Santino Quaranta	159	29
Richie Williams	169	29
Tony Sanneh	71	25
John Harkes	83	23
Freddy Adu	87	17
Jeff Agoos	135	17
Fred	89	17
Roy Lassiter	67	17

SHOTS

PLAYER	GP	SHOTS
Jaime Moreno	329	674
Marco Etcheverry	191	319
Ben Olsen	221	283
Santino Quaranta	159	261
Christian Gomez	124	254
Raul Diaz Arce	68	219
Luciano Emilio	87	215
Roy Lassiter	67	175
Alecko Eskandarian	81	151
Bobby Convey	89	142

SHOTS ON GOAL

PLAYER	GP	SOG
Jaime Moreno	329	388
Marco Etcheverry	191	156
Ben Olsen	221	155
Christian Gomez	124	141
Raul Diaz Arce	68	121
Luciano Emilio	87	116
Santino Quaranta	159	108
Roy Lassiter	67	95
Alecko Eskandarian	81	77
Bobby Convey	89	71

FOULS COMMITTED

PLAYER	GP	FC
Ben Olsen	221	436
Jaime Moreno	329	389
Richie Williams	169	352
Bryan Namoff	195	295
Carey Talley	124	223
Marco Etcheverry	191	209
Geoff Aunger	74	173
Brandon Prideaux	116	170
Brian Carroll	121	164
Eddie Pope	143	163

FOULS SUFFERED

PLAYER	GP	FS
Jaime Moreno	329	688
Ben Olsen	221	474
Marco Etcheverry	191	433
Santino Quaranta	159	244
Jeff Agoos	135	200
Richie Williams	169	199
Freddy Adu	87	158
Christian Gomez	124	158
Bryan Namoff	195	149
Dema Kovalenko	77	145

CAUTIONS (YELLOW)

PLAYER	GP	CAUT
Marco Etcheverry	191	56
Ben Olsen	221	45
Bryan Namoff	195	36
Richie Williams	169	34
Jaime Moreno	329	29
Carey Talley	124	29
Christian Gomez	124	25
Santino Quaranta	159	25
Geoff Aunger	74	24
Brian Carroll	121	21

EJECTIONS (RED CARDS)

PLAYER	GP	EJECT
Jaime Moreno	329	6
Marco Etcheverry	191	4
Dema Kovalenko	77	4
Bryan Namoff	195	4
Joshua Gros	110	3
Carlos Llamasa	83	3
8 players tied with		2

CORNER KICKS

PLAYER	GP	CK
Marco Etcheverry	191	963
Christian Gomez	124	255
Jaime Moreno	329	206
John Harkes	83	180
Santino Quaranta	159	163
Ben Olsen	221	145
Freddy Adu	87	124
Earnie Stewart	47	94
Bobby Convey	89	76
Andy Najjar	57	66

OFFSIDES

PLAYER	GP	OFF
Jaime Moreno	329	172
Raul Diaz Arce	68	87
Roy Lassiter	67	81
Santino Quaranta	159	78
Ben Olsen	221	75
Luciano Emilio	87	55
Marco Etcheverry	191	46
Freddy Adu	87	39
Abdul Thompson Conteh	30	36
Fred	89	35
John Harkes	83	35

GAME-WINNING GOALS

PLAYER	GP	GWG
Jaime Moreno	329	26
Ben Olsen	221	13
Luciano Emilio	87	11
Marco Etcheverry	191	11
Christian Gomez	124	10
Raul Diaz Arce	68	9
Roy Lassiter	67	9
Alecko Eskandarian	81	7
Steve Rammel	37	6
Abdul Thompson Conteh	30	5
Santino Quaranta	159	5

GAME-WINNING ASSISTS

PLAYER	GP	GWG
Jaime Moreno	329	26
Marco Etcheverry	191	25
Christian Gomez	124	15
Ben Olsen	221	11
Tony Sanneh	71	7
John Harkes	83	6
Roy Lassiter	67	6
Richie Williams	169	6
Freddy Adu	87	5
Jeff Agoos	135	5
Demba Kovalenko	77	5

HAT TRICKS

PLAYER	GP	HATS
Dwayne De Rosario	18	2
Raul Diaz Arce	68	2
Abdul Thompson Conteh	30	1
Charlie Davies	26	1
Luciano Emilio	87	1
Roy Lassiter	67	1
Jaime Moreno	329	1
Ben Olsen	221	1
Steve Rammel	37	1

MULTI-GOAL GAMES

PLAYER	GP	GAMES
Jaime Moreno	329	17
Luciano Emilio	87	8
Christian Gomez	124	8
Raul Diaz Arce	68	7
Alecko Eskandarian	81	5
Roy Lassiter	67	5
Abdul Thompson Conteh	30	4
Dwayne De Rosario	18	3
Marco Etcheverry	191	3
Ben Olsen	221	3
Chris Pontius	70	3
Steve Rammel	37	3

PENALTY-KICK GOALS

PLAYER	GP	PKG
Jaime Moreno	329	43
Raul Diaz Arce	68	7
Marco Etcheverry	191	6
Charlie Davies	26	4
Christian Gomez	124	4
Roy Lassiter	67	4
Dwayne De Rosario	18	2
Chris Pontius	70	2
Hristo Stoichkov	21	2
4 players tied with		1

GOALS PER GAME

PLAYER	GP	GOALS	AVG
Raul Diaz Arce	68	44	0.65
Roy Lassiter	67	36	0.54
Luciano Emilio	87	41	0.47
Jaime Moreno	329	131	0.40
Christian Gomez	124	45	0.36
Alecko Eskandarian	81	20	0.25
Marco Etcheverry	191	34	0.18
Santino Quaranta	159	24	0.15
Ben Olsen	221	29	0.13
Minimum:	20 goals		

ASSISTS PER GAME

PLAYER	GP	ASTS	AVG
Marco Etcheverry	191	101	0.53
Tony Sanneh	71	25	0.35
Jaime Moreno	329	102	0.31
John Harkes	83	23	0.28
Christian Gomez	124	33	0.27
Ben Olsen	221	49	0.22
Santino Quaranta	159	29	0.18
Richie Williams	169	29	0.17
Minimum:	20 assists		

GOALS PER

PLAYER	MIN	GOALS	AVG
Raul Diaz Arce	5743	44	0.69
Roy Lassiter	5217	36	0.62
Luciano Emilio	6778	41	0.54
Jaime Moreno	25277	131	0.47
Christian Gomez	9252	45	0.44
Alecko Eskandarian	4484	20	0.40
Santino Quaranta	11063	24	0.20
Marco Etcheverry	16305	34	0.19
Ben Olsen	17098	29	0.15
Minimum:	20 goals		

ASSISTS PER

PLAYER	MIN	ASTS	AVG
Marco Etcheverry	16305	101	0.56
Tony Sanneh	5688	25	0.40
Jaime Moreno	25277	102	0.36
Christian Gomez	9252	33	0.32
John Harkes	7135	23	0.29
Ben Olsen	17098	49	0.26
Santino Quaranta	11063	29	0.24
Richie Williams	14597	29	0.18
Minimum:	20 assists		

SCORING PCT.

PLAYER	GP	SHOTS	GOALS	PCT
Roy Lassiter	67	175	36	20.6
Raul Diaz Arce	68	219	44	20.1
Jaime Moreno	329	674	131	19.4
Luciano Emilio	87	215	41	19.1
Christian Gomez	124	254	45	17.7
Alecko Eskandarian	81	151	20	13.2
Marco Etcheverry	191	319	34	10.7
Ben Olsen	221	283	29	10.2
Santino Quaranta	159	261	24	9.2
Minimum:	20 goals			

SHOTS ON GOAL PCT.

PLAYER	GP	SHOTS	SOG	PCT
Jaime Moreno	329	674	388	57.6
Christian Gomez	124	254	141	55.5
Raul Diaz Arce	68	219	121	55.3
Ben Olsen	221	283	155	54.8
Roy Lassiter	67	175	95	54.3
Luciano Emilio	87	215	116	54.0
Alecko Eskandarian	81	151	77	51.0
Marco Etcheverry	191	319	156	48.9
Santino Quaranta	159	261	108	41.4
Minimum:		75 shots on goal		

GAMES PLAYED IN GOAL

PLAYER	GP
Troy Perkins	99
Nick Rimando	98
Tom Presthus	59
Mark Simpson	53
Scott Garlick	39
Bill Hamid	36
Jeff Causey	25
Mike Ammann	19
Josh Wicks	19
Louis Crayton	18

GAMES STARTED IN GOAL

PLAYER	GS
Troy Perkins	99
Nick Rimando	98
Tom Presthus	58
Mark Simpson	48
Scott Garlick	38
Bill Hamid	36
Jeff Causey	23
Mike Ammann	19
Josh Wicks	19
Louis Crayton	18

MINUTES PLAYED IN GOAL

PLAYER	MIN
Nick Rimando	8956
Troy Perkins	8910
Tom Presthus	5092
Mark Simpson	4529
Scott Garlick	3376
Bill Hamid	3112
Jeff Causey	2071
Mike Ammann	1739
Josh Wicks	1672
Louis Crayton	1620

2012 D.C. UNITED MEDIA GUIDE

GOALS AGAINST AVG.

PLAYER	GP	MIN	SHTS	SVS	GAA	W-L-T	SHO
Nick Rimando	98	8956	476	355	1.22	41-36-21	29
Troy Perkins	99	8910	477	346	1.32	39-34-26	24
Mark Simpson	53	4529	266	181	1.49	26-18-4	9
Tom Presthus	59	5092	313	216	1.71	30-24-2	5
Minimum:	4000 minutes played						

WINNING PCT.

PLAYER	GP	WON	LOST	TIED	PCT
Scott Garlick	39	28	10	0	.737
Mark Simpson	53	26	18	4	.583
Tom Presthus	59	30	24	2	.554
Nick Rimando	98	41	36	21	.526
Troy Perkins	99	39	34	26	.525
Minimum:	20 wins				

WINS

PLAYER	GP	WON
Nick Rimando	98	41
Troy Perkins	99	39
Tom Presthus	59	30
Scott Garlick	39	28
Mark Simpson	53	26
Jeff Causey	25	13
Bill Hamid	36	10
Zach Wells	17	8
Louis Crayton	18	5
Josh Wicks	19	5

LOSSES

PLAYER	GP	LOST
Nick Rimando	98	36
Troy Perkins	99	34
Tom Presthus	59	24
Mark Simpson	53	18
Mike Ammann	19	14
Bill Hamid	36	14
Jeff Causey	25	12
Scott Garlick	39	10
Zach Wells	17	8
Louis Crayton	18	7

SAVES

PLAYER	GP	SVS
Nick Rimando	98	355
Troy Perkins	99	346
Tom Presthus	59	216
Mark Simpson	53	181
Scott Garlick	39	145
Jeff Causey	25	100
Bill Hamid	36	97
Josh Wicks	19	78
Mike Ammann	19	73
Louis Crayton	18	64

SHUTOUTS

PLAYER	GP	SHO
Nick Rimando	98	29
Troy Perkins	99	24
Scott Garlick	39	9
Mark Simpson	53	9
Bill Hamid	36	8
Louis Crayton	18	5
Tom Presthus	59	5
Josh Wicks	19	5
5 players tied with		1

SAVES PERCENTAGE

PLAYER	GP	SAVES	SOG	PCT
Nick Rimando	98	355	492	72.2
Troy Perkins	99	346	493	70.2
Mark Simpson	53	181	263	68.8
Tom Presthus	59	216	333	64.9
Minimum:	175 saves			

INDIVIDUAL YEAR-BY-YEAR LEADERS

GAMES PLAYED

YEAR	PLAYER	GP
2011	Perry Kitchen	31
	Andy Najjar	31
2010	Santino Quaranta	27
2009	Chris Pontius	28
	Clyde Simms	28
	Rodney Wallace	28
2008	Clyde Simms	30
2007	Luciano Emilio	29
	Troy Perkins	29
2006	Freddy Adu	32
	Jaime Moreno	32
2005	Brian Carroll	32
2004	Freddy Adu	30
	Brian Carroll	30
2003	Brandon Prideaux	28
2002	Nick Rimando	28
2001	Abdul Thompson Conteh	25
	Mark Lisi	25
2000	Carey Talley	29
	Richie Williams	29
1999	Jeff Agoos	30
	Roy Lassiter	30
1998	Jaime Moreno	31
	Ben Olsen	31
	Richie Williams	31
1997	John Maessner	32
1996	Jeff Agoos	32

GAMES STARTED

YEAR	PLAYER	GS
2011	Perry Kitchen	30
2010	Santino Quaranta	26
2009	Clyde Simms	28
2008	Clyde Simms	30
2007	Troy Perkins	29
2006	Brian Carroll	31
	Jaime Moreno	31
2005	Brian Carroll	30

	Christian Gomez	30
	Nick Rimando	30
2004	Jaime Moreno	27
	Bryan Namoff	27
2003	Brandon Prideaux	27
2002	Nick Rimando	28
2001	Marco Etcheverry	23
	Jaime Moreno	23
2000	Carey Talley	28
1999	Jeff Agoos	29
	Roy Lassiter	29
1998	Jaime Moreno	31
1997	Eddie Pope	29
	Richie Williams	29
1996	Jeff Agoos	32

MINUTES PLAYED

YEAR	PLAYER	MIN
2011	Perry Kitchen	2726
2010	Santino Quaranta	2331
2009	Clyde Simms	2457
2008	Clyde Simms	2697
2007	Troy Perkins	2610
2006	Brian Carroll	2779
2005	Nick Rimando	2700
2004	Brian Carroll	2438
2003	Brandon Prideaux	2586
2002	Nick Rimando	2588
2001	Marco Etcheverry	2024
2000	Carey Talley	2458
1999	Roy Lassiter	2626
1998	Richie Williams	2673
1997	Richie Williams	2606
1996	Jeff Agoos	2805

GOALS

YEAR	PLAYER	GP	GOALS
2011	Dwayne De Rosario	18	13
2010	Danny Alisopp	23	5
	Andy Najjar	26	5

2009	Luciano Emilio	27	10
2008	Luciano Emilio	27	11
2007	Luciano Emilio	29	20
2006	Christian Gomez	30	14
2005	Jaime Moreno	29	16
2004	Alecko Eskandarian	24	10
2003	Dema Etcheverry	25	6
	Dema Kovalenko	26	6
2002	Bobby Convey	26	5
	Ali Curtis	20	5
2001	Abdul Thompson Conteh	25	14
2000	Jaime Moreno	25	12
1999	Roy Lassiter	30	18
1998	Roy Lassiter	25	18
1997	Jaime Moreno	20	16
1996	Raul Diaz Arce	28	23

ASSISTS

YEAR	PLAYER	GP	ASTS
2011	Dwayne De Rosario	18	7
	Josh Wolff	30	7
2010	Santino Quaranta	27	2
	Rodney Wallace	11	2
2009	Santino Quaranta	22	6
2008	Jaime Moreno	25	10
2007	Christian Gomez	27	9
2006	Christian Gomez	30	11
2005	Christian Gomez	31	9
2004	Jaime Moreno	27	14
2003	Marco Etcheverry	25	7
	Ben Olsen	26	7
2002	Marco Etcheverry	24	8
2001	Marco Etcheverry	23	12
2000	Marco Etcheverry	22	8
1999	Marco Etcheverry	22	17
1998	Marco Etcheverry	29	19
1997	Marco Etcheverry	20	11
	Tony Sanneh	29	11
1996	Marco Etcheverry	26	19

SHOTS

YEAR	PLAYER	GP	SHOTS
2011	Dwayne De Rosario	18	76
2010	Santino Quaranta	27	58
2009	Luciano Emilio	27	59
2008	Luciano Emilio	27	76
2007	Christian Gomez	27	82
2006	Christian Gomez	30	63
2005	Jaime Moreno	29	77
2004	Alecko Eskandarian	24	58
2003	Ben Olsen	26	31
2002	Bobby Convey	26	39
2001	Abdul Thompson Conteh	25	71
2000	Jaime Moreno	25	68
1999	Roy Lassiter	30	85
1998	Jaime Moreno	31	87
1997	Raul Diaz Arce	22	68
1996	Raul Diaz Arce	28	100

SHOTS ON GOAL

YEAR	PLAYER	GP	SOG
2011	Dwayne De Rosario	18	31
2010	Santino Quaranta	27	24
2009	Luciano Emilio	27	29
2007	Luciano Emilio	29	47
2006	Christian Gomez	30	35
2005	Jaime Moreno	29	46
2004	Alecko Eskandarian	24	32
2003	Dema Kovalenko	26	14
2002	Bobby Convey	26	25
2001	Abdul Thompson Conteh	25	45
2000	Jaime Moreno	25	37
1999	Roy Lassiter	30	47
1998	Jaime Moreno	31	48
1997	Jaime Moreno	20	46
1996	Raul Diaz Arce	28	49

FOULS COMMITTED

YEAR	PLAYER	GP	FC
2011	Andy Najjar	31	44
2010	Julius James	22	38
2009	Rodney Wallace	28	52
2008	Fred	23	50
2007	Ben Olsen	24	49
2006	Brian Carroll	31	44
	Facundo Erpen	30	44
2005	Ben Olsen	23	58
2004	Bryan Namoff	27	62
2003	Dema Kovalenko	26	67
2002	Richie Williams	26	57
2001	Carey Talley	22	55
2000	Carey Talley	29	76
1999	Geoff Auger	26	75

1998	Richie Williams	31	66
1997	Richie Williams	30	56
1996	Tony Sanneh	25	55

FOULS SUFFERED

YEAR	PLAYER	GP	FS
2011	Andy Najjar	31	38
2010	Pablo Hernandez	14	36
2009	Santino Quaranta	22	40
2008	Jaime Moreno	25	46
2007	Christian Gomez	27	43
2006	Jaime Moreno	32	62
2005	Freddy Adu	25	56
	Jaime Moreno	29	56
2004	Ben Olsen	25	58
2003	Ben Olsen	26	80
2002	Marco Etcheverry	24	54
2001	Jaime Moreno	24	87
2000	Jaime Moreno	25	81
1999	Jaime Moreno	25	74
1998	Marco Etcheverry	29	67
1997	Marco Etcheverry	20	54
1996	Marco Etcheverry	26	50

CAUTIONS (YELLOW)

YEAR	PLAYER	GP	CAUT
2011	Marc Burch	17	4
	Perry Kitchen	31	4
	Brandon McDonald	18	4
2010	Julius James	22	7
2009	Rodney Wallace	28	9
2008	Marc Burch	28	7
	Santino Quaranta	27	7
2007	Ben Olsen	24	8
2006	Bobby Boswell	30	8
2005	Ben Olsen	23	7
2004	Alecko Eskandarian	24	8
2003	Mike Petke	25	9
2002	Marco Etcheverry	24	9
2001	Carey Talley	22	9
2000	Geoff Auger	26	11
1999	Marco Etcheverry	22	8
1998	Marco Etcheverry	29	9
1997	Tony Sanneh	29	6
1996	Marco Etcheverry	26	7

EJECTIONS (RED CARDS)

YEAR	PLAYER	GP	EJECT
2011	4 players tied with		1
2010	Dejan Jakovic	19	1
	Jaime Moreno	21	1
2009	4 players tied with 1		
2008	Bryan Namoff	27	2
2007	Bobby Boswell	23	1
	Fred	26	1
2006	Joshua Gros	29	2
2005	Jaime Moreno	29	2
2004	Dema Kovalenko	25	2
2003	4 players tied with 1		
2002	4 players tied with 1		
2001	Jose Alegria	7	1
	Marco Etcheverry	23	1
	Carey Talley	22	1
2000	Judah Cooks	15	1
	Marco Etcheverry	22	1
	Carlos Llamasa	23	1
1999	Carlos Llamasa	17	2
1998	5 players tied with 1		
1997	Marco Etcheverry	20	1
	Ben Iroha	17	1
1996	Raul Diaz Arce	28	1
	Richie Williams	30	1

CORNER KICKS

YEAR	PLAYER	GP	CK
2011	Andy Najjar	31	64
2010	Santino Quaranta	27	80
2009	Christian Gomez	27	54
2008	Jaime Moreno	25	53
2007	Christian Gomez	27	43
2006	Freddy Adu	32	56
2005	Christian Gomez	31	88
2004	Earnie Stewart	26	59
2003	Marco Etcheverry	25	97
2002	Marco Etcheverry	24	139
2001	Marco Etcheverry	23	115
2000	Marco Etcheverry	22	141
1999	Marco Etcheverry	22	122
1998	Marco Etcheverry	29	198
1997	Marco Etcheverry	20	74
1996	John Harkes	29	79

2012 D.C. UNITED MEDIA GUIDE

OFFSIDES

YEAR	PLAYER	GP	OFF
2011	Dwayne De Rosario	18	28
2010	Santino Quaranta	27	18
2009	Luciano Emilio	27	23
2008	Francis Doe	12	14
2007	Fred	26	21
	Luciano Emilio	29	21
2006	Freddy Adu	32	26
2005	Dema Kovalenko	26	18
2004	Alecko Eskandarian	24	14
2003	Ali Curtis	17	9
	Earnie Stewart	21	9
2002	Eliseo Quintanilla	9	15
2001	Abdul Thompson Conteh	25	30
2000	Jaime Moreno	25	19
1999	Roy Lassiter	30	43
1998	Roy Lassiter	25	30
1997	Raul Diaz Arce	22	32
1996	Raul Diaz Arce	28	35

GAME-WINNING GOALS

YEAR	PLAYER	GP	GWG
2011	Charlie Davies	26	3
	Dwayne De Rosario	18	3
2010	Danny Allsopp	23	3
2009	Luciano Emilio	27	3
2008	Luciano Emilio	27	4
2007	Luciano Emilio	29	4
2006	Jaime Moreno	32	5
2005	Freddy Adu	25	3
	Christian Gomez	31	3
	Santino Quaranta	18	3
2004	Alecko Eskandarian	24	5
2003	Ben Olsen	26	4
2002	Marco Etcheverry	24	3
2001	Abdul Thompson Conteh	25	5
2000	A.J. Wood	24	2
1999	Jaime Moreno	25	5
1998	Roy Lassiter	25	5
1997	Jaime Moreno	20	5
1996	Steve Rammel	26	6

GAME-WINNING ASSISTS

YEAR	PLAYER	GP	GWA
2011	Andy Najar	31	3
2010	Adam Cristman	17	1
	Chris Pontius	17	1
	Santino Quaranta	27	1
2009	Christian Gomez	27	3
2008	Jaime Moreno	25	3
2007	Christian Gomez	27	5
2006	Christian Gomez	30	4
2005	Christian Gomez	31	3
2004	Jaime Moreno	27	5
2003	Marco Etcheverry	25	2
	Ben Olsen	26	2
2002	Marco Etcheverry	24	3
2001	Eric Denton	11	2
	Marco Etcheverry	23	2
	Mark Lisi	25	2
2000	Jaime Moreno	25	2
1999	Roy Lassiter	30	5
	Jaime Moreno	25	5
1998	Marco Etcheverry	29	5
1997	John Harkes	25	3
	Tony Sanneh	29	3
1996	Marco Etcheverry	26	6

PENALTY-KICK GOALS

YEAR	PLAYER	GP	PKG
2011	Charlie Davies	26	4
2010	Jaime Moreno	21	1
	Carey Talley	15	1
2009	Jaime Moreno	24	6
2008	Jaime Moreno	25	4
2007	Jaime Moreno	21	4
2006	Jaime Moreno	32	3
2005	Jaime Moreno	29	9
2004	Jaime Moreno	27	1
2003	Marco Etcheverry	25	5
2002	Jaime Moreno	16	1
2001	Jaime Moreno	24	2
2000	Jaime Moreno	25	2
1999	Jaime Moreno	25	2
1998	Roy Lassiter	25	3
	Jaime Moreno	31	3
1997	Jaime Moreno	20	5
1996	Raul Diaz Arce	28	4

GOALS PER GAME

YEAR	PLAYER	GP	G	AVG
2011	Dwayne De Rosario	18	13	0.72
2010	Danny Allsopp	23	5	0.22
2009	Jaime Moreno	24	9	0.38
2008	Luciano Emilio	27	11	0.41
2007	Luciano Emilio	29	20	0.69
2006	Christian Gomez	30	14	0.47
2005	Jaime Moreno	29	16	0.55
2004	Alecko Eskandarian	24	10	0.42
2003	Marco Etcheverry	25	6	0.24
2002	Ali Curtis	20	5	0.25
2001	Abdul Thompson Conteh	25	14	0.56
2000	Jaime Moreno	25	12	0.48
1999	Roy Lassiter	30	18	0.60
1998	Roy Lassiter	25	18	0.72
1997	Jaime Moreno	20	16	0.80
1996	Raul Diaz Arce	28	23	0.82

Minimum: 5 goals

ASSISTS PER GAME

YEAR	PLAYER	GP	ASTS	AVG
2011	Dwayne De Rosario	18	7	0.39
2009	Santino Quaranta	22	6	0.27
2008	Jaime Moreno	25	10	0.40
2007	Christian Gomez	27	9	0.33
2006	Christian Gomez	30	11	0.37
2005	Jamil Walker	22	7	0.32
2004	Jaime Moreno	27	14	0.52
2003	Marco Etcheverry	25	7	0.28
2002	Marco Etcheverry	24	8	0.33
2001	Bobby Convey	12	7	0.58
2000	Marco Etcheverry	22	8	0.36
1999	Marco Etcheverry	22	17	0.77
1998	Marco Etcheverry	29	19	0.66
1997	Marco Etcheverry	20	11	0.55
1996	Marco Etcheverry	26	19	0.73

Minimum: 5 assists

SCORING PCT.

YEAR	PLAYER	GP	SH	G	PCT
2011	Charlie Davies	26	34	11	32.4
2010	Andy Najar	26	36	5	13.9
2009	Jaime Moreno	24	22	9	40.9
2007	Luciano Emilio	29	79	20	25.3
2006	Christian Gomez	30	63	14	22.2
2005	Jaime Moreno	29	77	16	20.8
2004	Jaime Moreno	27	39	7	17.9
2003	Dema Kovalenko	26	26	6	23.1
2002	Ali Curtis	20	25	5	20.0
2001	Abdul Thompson Conteh	25	71	14	19.7
2000	Jaime Moreno	25	68	12	17.6
1999	Roy Lassiter	30	85	18	21.2
1998	Roy Lassiter	25	85	18	21.2
1997	Jaime Moreno	20	66	16	24.2
1996	Steve Rammel	26	54	14	25.9

SHOTS ON GOAL PCT.

YEAR	PLAYER	GP	SH	SOG	PCT
2011	Dwayne De Rosario	18	76	31	40.8
2010	Santino Quaranta	27	58	24	41.4
2009	Luciano Emilio	27	59	29	49.2
2007	Luciano Emilio	29	79	47	59.5
2006	Jaime Moreno	32	51	31	60.8
2005	Jaime Moreno	29	77	46	59.7
2004	Jaime Moreno	27	39	25	64.1
2002	Bobby Convey	26	39	25	64.1
2001	Jaime Moreno	24	60	40	66.7
2000	Jaime Moreno	25	68	37	54.4
1999	Ben Olsen	28	43	26	60.5
1998	Ben Olsen	31	44	25	56.8
1997	Jaime Moreno	20	66	46	69.7
1996	Steve Rammel	26	54	32	59.3

Minimum: 20 shots on goal

GAMES PLAYED IN GOAL

YEAR	PLAYER	GP
2011	Bill Hamid	28
2010	Troy Perkins	22
2009	Josh Wicks	19
2008	Zach Wells	17
2007	Troy Perkins	29
2006	Troy Perkins	30
2005	Nick Rimando	30
2004	Troy Perkins	16
2003	Nick Rimando	25
2002	Nick Rimando	28
2001	Mike Ammann	19
2000	Tom Presthus	20
1999	Tom Presthus	26
1998	Scott Garlick	25
1997	Scott Garlick	14
1996	Jeff Causey	19

GAMES STARTED IN GOAL

YEAR	PLAYER	GS
2011	Bill Hamid	28
2010	Troy Perkins	22
2009	Josh Wicks	19
2008	Zach Wells	17
2007	Troy Perkins	29
2006	Troy Perkins	30
2005	Nick Rimando	30
2004	Troy Perkins	16
2003	Nick Rimando	25
2002	Nick Rimando	28
2001	Mike Ammann	19
2000	Tom Presthus	20
1999	Tom Presthus	26
1998	Scott Garlick	25
1997	Scott Garlick	13
1996	Jeff Causey	18

MINUTES PLAYED IN GOAL

YEAR	PLAYER	MIN
2011	Bill Hamid	2392
2010	Troy Perkins	1980
2009	Josh Wicks	1672
2008	Zach Wells	1530
2007	Troy Perkins	2610
2006	Troy Perkins	2700
2005	Nick Rimando	2700
2004	Troy Perkins	1440
2003	Nick Rimando	2318
2002	Nick Rimando	2588
2001	Mike Ammann	1739
2000	Tom Presthus	1741
1999	Tom Presthus	2227
1998	Scott Garlick	2205
1997	Scott Garlick	1171
1996	Jeff Causey	1620

GOALS AGAINST AVG.

YEAR	PLAYER	GP	MIN	GA	GAA
2011	Bill Hamid	28	2392	37	1.39
2010	Troy Perkins	22	1980	37	1.68
2009	Josh Wicks	19	1672	26	1.40
2008	Louis Crayton	12	1080	19	1.58
2007	Troy Perkins	29	2610	32	1.10
2006	Troy Perkins	30	2700	34	1.13
2005	Nick Rimando	30	2700	35	1.17
2004	Nick Rimando	13	1170	13	1.00
2003	Nick Rimando	25	2318	29	1.13
2002	Nick Rimando	28	2588	40	1.39
2001	Mike Ammann	19	1739	38	1.97
2000	Mark Simpson	13	1177	21	1.61
1999	Tom Presthus	26	2227	34	1.37
1998	Scott Garlick	25	2205	35	1.43
1997	Scott Garlick	14	1171	22	1.69
1996	Mark Simpson	15	1260	21	1.50

Minimum: 1000 minutes played

WINNING PCT.

YEAR	PLAYER	GP	WON	LOST	TIED	PCT
2011	Bill Hamid	28	7	9	10	.462
2009	Josh Wicks	19	5	5	8	.500
2008	Zach Wells	17	8	8	1	.500
2007	Troy Perkins	29	16	6	7	.672
2006	Troy Perkins	30	15	6	9	.650
2005	Nick Rimando	30	15	9	6	.600
2004	Nick Rimando	13	7	3	3	.654
2003	Nick Rimando	25	10	9	6	.520
2002	Nick Rimando	28	9	14	5	.411
2001	Mark Simpson	7	5	2	0	.714
1999	Mark Simpson	9	6	1	0	.857
1998	Tom Presthus	6	5	1	0	.833
1997	Scott Garlick	14	9	5	0	.643
1996	Mark Simpson	15	7	6	0	.538

Minimum: 5 wins

WINS

YEAR	PLAYER	GP	WON
2011	Bill Hamid	28	7
2010	Bill Hamid	8	3
	Troy Perkins	22	3
2009	Josh Wicks	19	5
2008	Zach Wells	17	8
2007	Troy Perkins	29	16
2006	Troy Perkins	30	15
2005	Nick Rimando	30	15
2004	Nick Rimando	13	7
2003	Nick Rimando	25	10
2002	Nick Rimando	28	9
2001	Mark Simpson	7	5

2000	Tom Presthus	20	4
	Mark Simpson	13	4
1999	Tom Presthus	26	17
1998	Scott Garlick	25	19
1997	Scott Garlick	14	9
1996	Jeff Causey	19	9

LOSSES

YEAR	PLAYER	GP	LOST
2011	Bill Hamid	28	9
2010	Troy Perkins	22	15
2009	Josh Wicks	19	5
2008	Zach Wells	17	8
2007	Troy Perkins	29	6
2006	Troy Perkins	30	6
2005	Nick Rimando	30	9
2004	Troy Perkins	16	6
2003	Nick Rimando	25	9
2002	Nick Rimando	28	14
2001	Mike Ammann	19	14
2000	Tom Presthus	20	13
1999	Tom Presthus	26	8
1998	Scott Garlick	25	5
1997	Scott Garlick	14	5
1996	Jeff Causey	19	10

SAVES

YEAR	PLAYER	GP	SVS
2011	Bill Hamid	28	77
2010	Troy Perkins	22	72
2009	Josh Wicks	19	78
2008	Zach Wells	17	56
2007	Troy Perkins	29	117
2006	Troy Perkins	30	100
2005	Nick Rimando	30	92
2004	Troy Perkins	16	52
2003	Nick Rimando	25	100
2002	Nick Rimando	28	131
2001	Mike Ammann	19	73
2000	Tom Presthus	20	78
1999	Tom Presthus	26	88
1998	Scott Garlick	25	88
1997	Scott Garlick	14	57
1996	Jeff Causey	19	70

SHUTOUTS

YEAR	PLAYER	GP	SHO
2011	Bill Hamid	28	7
2010	Troy Perkins	22	5
2009	Josh Wicks	19	5
2008	Louis Crayton	12	4
2007	Troy Perkins	29	8
2006	Troy Perkins	30	8
2005	Nick Rimando	30	11
2004	Nick Rimando	13	4
2003	Nick Rimando	25	7
2002	Nick Rimando	28	7
2001	Mike Ammann	19	1
	Mark Simpson	7	1
2000	Tom Presthus	20	2
1999	Tom Presthus	26	3
1998	Scott Garlick	25	7
1997	Mark Simpson	7	3
1996	Mark Simpson	15	3

SAVES PERCENTAGE

YEAR	PLAYER	GP	SAVES	SOG	PCT
2011	Bill Hamid	28	77	114	67.5
2010	Troy Perkins	22	72	109	66.1
2009	Josh Wicks	19	78	104	75.0
2008	Louis Crayton	12	43	64	67.2
2007	Troy Perkins	29	117	155	75.5
2006	Troy Perkins	30	100	140	71.4
2005	Nick Rimando	30	92	128	71.9
2004	Troy Perkins	16	52	81	64.2
2003	Nick Rimando	25	100	131	76.3
2002	Nick Rimando	28	131	183	71.6
2001	Mike Ammann	19	73	111	65.8
2000	Tom Presthus	20	78	127	61.4
1999	Tom Presthus	26	88	129	68.2
1998	Scott Garlick	25	88	129	68.2
1997	Scott Garlick	14	57	82	69.5
1996	Mark Simpson	15	46	69	66.7

Minimum: 40 saves

INDIVIDUAL SINGLE-SEASON LEADERS

GAMES PLAYED

YEAR	PLAYER	GP
1996	Jeff Agoos	32
1997	John Maassner	32
2005	Brian Carroll	32
2006	Freddy Adu	32
2006	Jaime Moreno	32

GAMES STARTED

YEAR	PLAYER	GS
1996	Jeff Agoos	32
1998	Jaime Moreno	31
2006	Brian Carroll	31
2006	Jaime Moreno	31
10 players tied with		30

MINUTES PLAYED

YEAR	PLAYER	MIN
1996	Jeff Agoos	2805
2006	Brian Carroll	2779
2011	Perry Kitchen	2726
2005	Nick Rimando	2700
2006	Bobby Boswell	2700
2006	Jaime Moreno	2700
2006	Troy Perkins	2700

GOALS

YEAR	PLAYER	GP	GOALS
1996	Raul Diaz Arce	28	23
2007	Luciano Emilio	29	20
1998	Roy Lassiter	25	18
1999	Roy Lassiter	30	18
1997	Jaime Moreno	20	16
1998	Jaime Moreno	31	16
2005	Jaime Moreno	29	16

ASSISTS

YEAR	PLAYER	GP	ASTS
1996	Marco Etcheverry	26	19
1998	Marco Etcheverry	29	19
1999	Marco Etcheverry	22	17
2004	Jaime Moreno	27	14
1999	Jaime Moreno	25	13

SHOTS

YEAR	PLAYER	GP	SHOTS
1996	Raul Diaz Arce	28	100
1998	Jaime Moreno	31	87
1998	Roy Lassiter	25	85
1999	Roy Lassiter	30	85
2007	Christian Gomez	27	82

SHOTS ON GOAL

YEAR	PLAYER	GP	SOG
1996	Raul Diaz Arce	28	49
1998	Jaime Moreno	31	48
1999	Roy Lassiter	30	47
2007	Luciano Emilio	29	47
1997	Jaime Moreno	20	46
1998	Roy Lassiter	25	46
2005	Jaime Moreno	29	46

FOULS COMMITTED

YEAR	PLAYER	GP	FC
2000	Carey Talley	29	76
1999	Geoff Aunger	26	75
2000	Richie Williams	29	68
2000	Geoff Aunger	26	67
2003	Dema Kovalenko	26	67

FOULS SUFFERED

YEAR	PLAYER	GP	FS
2001	Jaime Moreno	24	87
2000	Jaime Moreno	25	81
2003	Ben Olsen	26	80
1999	Jaime Moreno	25	74
2003	Dema Kovalenko	26	68

CAUTIONS (YELLOW)

YEAR	PLAYER	GP	CAUT
2000	Geoff Aunger	26	11
1998	Marco Etcheverry	29	9
2000	Richie Williams	29	9
2001	Carey Talley	22	9
2002	Marco Etcheverry	24	9
2003	Mike Petke	25	9

EJECTIONS (RED CARDS)

YEAR	PLAYER	GP	EJECT
1999	Carlos Llamasa	17	2
2004	Dema Kovalenko	25	2
2005	Jaime Moreno	29	2
2006	Joshua Gros	29	2
2008	Bryan Namoff	27	2

CORNER KICKS

YEAR	PLAYER	GP	CK
1998	Marco Etcheverry	29	198
2000	Marco Etcheverry	22	141
2002	Marco Etcheverry	24	139
1999	Marco Etcheverry	22	122
2001	Marco Etcheverry	23	115

OFFSIDES

YEAR	PLAYER	GP	OFF
1999	Roy Lassiter	30	43
1996	Raul Diaz Arce	28	35
1997	Raul Diaz Arce	22	32
1998	Roy Lassiter	25	30
2001	Abdul Thompson Conteh	25	30

GAME-WINNING GOALS

YEAR	PLAYER	GP	GWG
1996	Steve Rammel	26	6
1997	Jaime Moreno	20	5
1998	Roy Lassiter	25	5
1999	Jaime Moreno	25	5
2001	Abdul Thompson Conteh	25	5
2004	Alecko Eskandarian	24	5
2006	Jaime Moreno	32	5

GAME-WINNING ASSISTS

YEAR	PLAYER	GP	GWA
1996	Marco Etcheverry	26	6
1998	Marco Etcheverry	29	5
1999	Roy Lassiter	30	5
1999	Jaime Moreno	25	5
2004	Jaime Moreno	27	5
2007	Christian Gomez	27	5

PENALTY-KICK GOALS

YEAR	PLAYER	GP	PKG
2005	Jaime Moreno	29	9
2009	Jaime Moreno	24	6
1997	Jaime Moreno	20	5
2003	Marco Etcheverry	25	5
4 players tied with			4

GOALS PER GAME

YEAR	PLAYER	GP	GLS	AVG
1996	Raul Diaz Arce	28	23	0.82
1997	Jaime Moreno	20	16	0.80
2011	Dwayne De Rosario	18	13	0.72
1998	Roy Lassiter	25	18	0.72
2007	Luciano Emilio	29	20	0.69
Minimum:			5 goals	

ASSISTS PER GAME

YEAR	PLAYER	GP	ASTS	AVG
1999	Marco Etcheverry	22	17	0.77
1996	Marco Etcheverry	26	19	0.73
1998	Marco Etcheverry	29	19	0.66
2001	Bobby Convey	12	7	0.58
1997	Marco Etcheverry	20	11	0.55
Minimum:	5 assists			

SCORING PCT.

YEAR	PLAYER	GP	SHTS	GLS	PCT
2009	Jaime Moreno	24	22	9	40.9
2011	Charlie Davies	26	34	11	32.4
2008	Jaime Moreno	25	36	10	27.8
1996	Steve Rammel	26	54	14	25.9
2007	Luciano Emilio	29	79	20	25.3
Minimum:			5 goals		

SHOTS ON GOAL PCT.

YEAR	PLAYER	GP	SHTS	SOG	PCT
1997	Jaime Moreno	20	66	46	69.7
2001	Jaime Moreno	24	60	40	66.7
1997	Raul Diaz Arce	22	68	45	66.2
2002	Bobby Convey	26	39	25	64.1
2004	Jaime Moreno	27	39	25	64.1
Minimum:	20 shots on goal				

GAMES PLAYED IN GOAL

YEAR	PLAYER	GP
2005	Nick Rimando	30
2006	Troy Perkins	30
2007	Troy Perkins	29
2002	Nick Rimando	28
2011	Bill Hamid	28

GAMES STARTED IN GOAL

YEAR	PLAYER	GS
2005	Nick Rimando	30
2006	Troy Perkins	30
2007	Troy Perkins	29
2002	Nick Rimando	28
2011	Bill Hamid	28

MINUTES PLAYED IN GOAL

YEAR	PLAYER	MIN
2005	Nick Rimando	2700
2006	Troy Perkins	2700
2007	Troy Perkins	2610
2002	Nick Rimando	2588
2011	Bill Hamid	2392

GOALS AGAINST AVG.

YEAR	PLAYER	GP	MIN	GA	GAA
2004	Nick Rimando	13	1170	13	1.00
2007	Troy Perkins	29	2610	32	1.10
2003	Nick Rimando	25	2318	29	1.13
2006	Troy Perkins	30	2700	34	1.13
2005	Nick Rimando	30	2700	35	1.17

Minimum: 1000 minutes played

WINNING PCT.

YEAR	PLAYER	GP	WON	LOST	TIED	PCT
1999	Mark Simpson	9	6	1	0	.857
1998	Tom Presthus	6	5	1	0	.833
1998	Scott Garlick	25	19	5	0	.792
2001	Mark Simpson	7	5	2	0	.714
1999	Tom Presthus	26	17	8	0	.680

Minimum: 5 wins

WINS

YEAR	PLAYER	GP	WON
1998	Scott Garlick	25	19
1999	Tom Presthus	26	17
2007	Troy Perkins	29	16
2005	Nick Rimando	30	15
2006	Troy Perkins	30	15

LOSSES

YEAR	PLAYER	GP	LOST
2010	Troy Perkins	22	15
2001	Mike Ammann	19	14
2002	Nick Rimando	28	14
2000	Tom Presthus	20	13
1996	Jeff Causey	19	10
2003	Nick Rimando	25	9
2005	Nick Rimando	30	9

SAVES

YEAR	PLAYER	GP	SVS
2002	Nick Rimando	28	131
2007	Troy Perkins	29	117
2003	Nick Rimando	25	100
2006	Troy Perkins	30	100
2005	Nick Rimando	30	92

SHUTOUTS

YEAR	PLAYER	GP	SHO
2005	Nick Rimando	30	11
2006	Troy Perkins	30	8
2007	Troy Perkins	29	8
1998	Scott Garlick	25	7
2002	Nick Rimando	28	7
2003	Nick Rimando	25	7
2011	Bill Hamid	28	7

SAVES PERCENTAGE

YEAR	PLAYER	GP	SAVES	SOG	PCT
2003	Nick Rimando	25	100	131	76.3
2007	Troy Perkins	29	117	155	75.5
2009	Josh Wicks	19	78	104	75.0
2005	Nick Rimando	30	92	128	71.9
2002	Nick Rimando	28	131	183	71.6

Minimum: 40 saves

ALL-TIME MLS STATISTICS

UNF	POS	PLAYER	GP	GS	MIN	G	A	SHT	SOG	FC	FS	OFF	CK	C	E
99	F	Jaime Moreno	329	288	25277	131	102	674	388	389	688	172	206	29	6
10	M	Christian Gomez	124	113	9252	45	33	254	141	125	158	30	255	25	0
21	F	Raul Diaz Arce	68	65	5743	44	10	219	121	74	68	87	1	8	1
11	F	Luciano Emilio	87	77	6778	41	8	215	116	73	95	55	0	6	1
27	F	Roy Lassiter	67	55	5217	36	17	175	95	58	78	81	1	10	1
10	M	Marco Etcheverry	191	180	16305	34	101	319	156	209	433	46	963	56	4
14	M	Ben Olsen	221	200	17098	29	49	283	155	436	474	75	145	45	2
25	F	Santino Quaranta	159	120	11063	24	29	261	108	145	244	78	163	25	1
11	F	Alecko Eskandarian	81	47	4494	20	7	151	77	91	105	34	33	17	2
14	F	Steve Rammel	37	29	2425	15	4	70	43	43	54	34	0	5	0
20	F	Abdul Thompson Conteh	30	22	1962	15	1	80	49	36	25	36	0	3	0
20	M	Tony Sanneh	71	69	5688	14	25	104	55	125	74	19	2	12	0
6	M	John Harkes	83	80	7135	14	23	137	65	78	107	35	180	10	0
6	F	A.J. Wood	74	29	3218	14	9	105	45	79	62	27	0	6	0
13	M	Chris Pontius	70	61	5416	13	9	134	49	55	88	20	4	8	0
7	M	Dwayne De Rosario	18	17	1488	13	7	76	31	33	30	28	2	1	0
21	F	Dema Kovalenko	77	74	6621	12	14	104	47	145	145	24	8	15	4
9	F	Freddy Adu	87	59	5448	11	17	125	57	88	158	39	124	8	0
27	M	Fred	89	65	5805	11	17	82	31	133	98	35	11	16	2
9	F	Charlie Davies	26	18	1553	11	1	34	19	23	22	14	0	3	0
8	D	Carey Talley	124	96	8848	10	10	90	37	223	118	1	0	29	2
14	M	Andy Najar	57	50	4505	10	7	93	33	63	63	10	66	8	1
17	M	Joshua Gros	110	101	9090	9	14	103	55	161	103	15	2	20	3
16	M	Richie Williams	169	164	14597	8	29	109	42	352	199	12	13	34	2
30	M	Bobby Conway	89	80	7253	8	16	142	71	138	123	33	76	18	2
23	D	Eddie Pope	143	140	12228	8	8	67	23	163	113	2	0	12	1
20	M	John Maessner	73	42	4171	7	14	63	35	25	47	6	3	4	0
7	M	Ryan Nelsen	81	78	6970	7	5	63	32	124	48	0	0	13	2
12	D	Jeff Agoos	135	131	11696	6	17	108	39	118	200	2	25	14	1
17	F	Ali Curtis	37	18	1841	6	5	44	18	36	61	17	1	3	0
16	F	Josh Wolff	30	23	1924	5	6	41	17	17	36	19	3	1	0
20	M	Eliseo Quintanilla	27	21	1905	5	5	42	24	38	42	20	3	4	0
8	F	Hristo Stoitchkov	21	9	901	5	5	30	12	18	27	8	16	6	0
17	F	Roy Wegerle	22	15	1388	5	3	30	18	21	14	34	29	1	0
9	F	Danny Allsopp	23	18	1456	5	0	37	19	10	19	4	0	2	0
12	D	Mike Petke	58	55	4997	5	0	22	13	91	29	0	0	16	0
26	M	Bryan Namoff	195	179	16045	4	16	56	20	295	149	4	1	36	4
5	D	Geoff Augner	74	61	5602	4	11	49	16	173	56	1	1	24	1
8	M	Earnie Stewart	47	44	4016	4	6	57	24	50	25	15	94	8	0
5	M	Ben Iroha	17	15	1104	4	5	14	6	23	14	1	0	3	1
17	M	Mark Lisi	31	22	1985	4	5	33	16	33	32	3	19	2	0
32	D	Bobby Boswell	80	78	7007	4	4	24	12	106	31	0	0	19	1
10	M	Facundo Erpen	49	49	4203	4	4	39	13	74	43	0	0	9	1
30	M	Marcelo Gallardo	15	14	1161	4	3	31	17	12	43	3	42	3	1
15	M	Jesse Marsch	15	1	325	4	3	6	4	8	1	0	0	0	0
17	F	Chris Albright	56	39	3581	4	2	95	44	82	80	30	3	8	0
11	F	Pete Marino	15	5	616	4	0	16	13	16	10	7	0	2	0
4	D	Marc Burch	93	76	6830	3	9	51	19	90	49	1	48	20	1
8	M	Brian Kamlar	72	50	4770	3	9	57	22	39	60	5	2	4	1
13	M	Jamil Walker	41	9	1144	3	8	28	16	17	18	13	2	0	0
7	M	Kris Kelderman	42	17	1727	3	7	25	12	21	17	0	8	1	0
19	M	Clyde Simms	182	147	13185	3	7	95	38	120	57	2	0	13	0
22	M	Rodney Wallace	39	36	3189	3	5	33	12	63	22	6	0	10	0
20	F	Ronald Cerritos	20	16	1460	3	2	35	15	16	15	12	0	1	0
18	D	Carlos Llamasa	83	75	6658	3	2	19	8	129	81	0	0	16	3
13	M	Shawn Medved	27	13	1171	3	1	17	12	23	22	1	5	0	0
29	M	Stephen Armstrong	15	12	1112	3	0	17	11	33	19	0	4	3	0
16	M	Brian Carroll	121	106	9585	2	11	41	12	164	69	1	8	21	0
11	M	Petter Villegas	18	14	1346	2	5	30	11	34	17	9	4	1	0
11	D	Mario Gori	50	39	3376	2	3	28	18	50	41	6	7	8	1
4	D	Clint Peay	43	33	3114	2	2	16	7	49	25	1	0	7	0
33	M	Judah Cooks	23	9	876	2	1	6	5	22	7	0	0	5	1
7	F	Adam Cristman	17	8	708	2	1	15	4	17	13	8	0	2	0
30	F	Francis Doe	14	4	475	2	0	11	7	7	3	16	1	0	0
2	D	Julius James	31	24	2388	2	0	15	4	15	1	0	0	0	0
4	D	Diego Sonora	27	27	2201	1	5	10	5	11	20	1	2	2	0
18	D	Devon McTavish	83	69	6149	1	4	23	11	80	48	2	1	13	0
13	M	Jose Alegria	38	26	2270	1	3	35	19	61	38	2	8	10	1
31	M	Eric Denton	27	21	1887	1	3	8	5	16	16	1	13	3	0
15	M	Rod Dyachenko	42	13	1452	1	3	19	10	65	17	8	4	9	0
17	F	Thabiso Khumalo	27	13	1096	1	3	21	9	15	10	11	2	0	0
33	F	Nicholas Adzley	11	4	456	1	2	9	2	11	8	10	0	1	0
29	F	Blake Bretschneider	15	9	789	1	2	20	5	13	8	15	0	1	0
23	D	Gonzalo Martinez	26	22	2102	1	2	9	2	29	18	1	0	6	1
8	M	Ivan McKinley	23	23	1786	1	2	20	7	38	16	2	0	7	1
7	F	Lucio Filomeno	12	5	459	1	1	11	5	11	13	3	0	2	0
3	D	Galin Ivanov	24	22	2011	1	1	16	8	35	15	1	4	6	0
20	M	Stephen King	40	27	2483	1	1	35	12	15	24	0	0	1	0
9	F	Ange N'Sili	9	4	452	1	1	7	4	4	6	3	0	1	0
7	M	Matias Donnet	8	7	521	1	0	5	3	5	3	0	3	1	0
5	F	Quavas Kirk	10	1	135	1	0	3	1	3	2	3	0	0	0
23	M	Perry Kitchen	31	30	2726	1	0	11	2	33	24	0	0	4	0
24	M	Nana Kuffour	8	3	271	1	0	4	1	6	6	1	0	0	0
2	M	Brandon McDonald	18	18	1599	1	0	9	2	22	7	1	0	4	0
2	D	Gonzalo Peralta	18	17	1514	1	0	6	3	26	13	2	0	3	0

UNF	POS	PLAYER	GP	GS	MIN	G	A	SHT	SOG	FC	FS	OFF	CK	C	E
3	M	Joe Vide	8	7	590	1	0	6	1	17	5	0	0	1	0
15	D	Ethan White	24	21	1928	1	0	6	4	14	1	2	0	3	0
21	D	Daniel Woolard	26	26	2254	1	0	7	1	16	23	0	1	0	0
17	F	Henry Zambrano	5	3	240	1	0	10	4	4	4	6	0	0	0
12	D	Ivan Guerrero	13	13	1149	0	4	8	2	12	16	4	23	2	0
34	M	Antonio Otero	25	18	1673	0	1	21	9	27	28	4	26	4	0
24	D	David Vaudreuil	39	32	2937	0	3	8	5	33	22	2	0	0	0
19	D	Craig Ziadie	19	13	1334	0	3	5	3	45	25	0	0	6	0
22	D	Chris Korb	12	12	1020	0	2	0	0	7	9	0	0	0	0
20	F	Guy-Roland Kpene	15	8	626	0	2	18	12	17	10	8	2	2	0
10	M	Dax McCarty	13	11	946	0	2	10	2	12	13	1	30	1	0
11	M	Jason Moore	16	12	999	0	2	5	0	15	45	2	0	5	1
5	D	Milton Reyes	24	24	2204	0	2	9	3	45	42	1	1	6	1
4	D	Mark Watson	11	10	923	0	2	1	0	20	9	0	0	3	0
12	D	John Wilson	28	13	1506	0	2	6	3	32	20	2	0	3	0
6	?	Kasali Yinka Casal	4	0	105	0	1	0	0	8	3	1	0	1	0
33	M	Micah Cooks	6	2	167	0	1	2	2	4	3	0	0	0	0
22	F	Ryan Cordeiro	8	1	207	0	1	7	2	0	1	0	1	0	0
3	D	Arnold Cruz	5	5	450	0	1	2	1	3	6	0	0	0	0
3	M	Austin da Luz	14	5	616	0	1	12	4	4	1	1	7	3	0
1	G	Scott Garlick	39	38	3376	0	1	0	0	2	9	0	0	2	0
7	M	Steve Guppy	5	4	286	0	1	1	0	1	4	4	11	1	0
21	F	Pablo Hernandez	14	13	1149	0	1	29	16	29	36	12	17	2	0
34	F	Franco Niell	7	3	279	0	1	3	0	4	5	6	0	0	0
23	G	Troy Perkins	99	99	8910	0	1	0	0	3	16	0	0	2	0
18	G	Nick Rimando	98	98	8956	0	1	0	0	3	20	0	0	4	0
2	G	Mark Simpson	25	48	4531	0	1	0	0	0	7	0	0	0	0
19	M	Mike Slivinski	22	1	347	0	1	4	0	4	2	2	5	1	0
2	D	David Stokes	24	7	852	0	1	9	2	22	11	0	0	1	0
5	D	Scott Vermillion	12	12	963	0	1	4	0	32	7	1	0	2	0
12	D	Jed Zavyer	13	13	1109	0	1	2	0	24	12	2	0	2	0
6	M	Lazo Alavanja	17	10	1001	0	0	13	5	20	12	0	6	4	1
1	G	Mike Ammann	19	19	1739	0	0	0	0	2	0	0	0	1	0
6	M	Kevin Ara	6	1	114	0	0	0	0	3	3	1	0	1	0
19	F	Devin Barclay	3	1	113	0	0	0	0	5	3	2	0	1	0
24	M	Brandon Barklage	11	3	341	0	0	6	2	10	2	1	1	2	0
17	M	Brian Bates	1	0	64	0	0	1	0	0	0	0	0	0	0
28	G	Clint Baumstark	1	1	100	0	0	0	0	0	0	0	0	0	0
8	M	Branko Boskovic	17	9	895	0	0	28	9	8	9	2	23	1	0
3	D	Rodrigo Brasesco	3	2	155	0	0	0	0	1	1	0	0	0	0
27	F	Mike Burke	7	4	290	0	0	5	1	9	3	3	0	2	0
3	D	G.R. Cannon	1	0	35	0	0	0	0	3	0	0	0	0	0
25	D	Danny Care	1	1	45	0	0	0	0	2	0	0	0	1	0
30	M	Junior Carreiro	3	0	43	0	0	0	0	0	2	0	0	0	0
24	M	Jeff Carroll	2	1	101	0	0	0	0	3	0	0	0	0	0
21	D	Pat Carroll	4	3	186	0	0	0	0	1	0	0	0	0	0
12	G	Jose Carvalho	1	1	90	0	0	0	0	0	0	0	0	0	0
12	F	Christian Castillo	10	8	691	0	0	14	4	9	12	4	18	2	0
26	G	Jeff Causey	25	23	2071	0	0	0	0	1	1	0	0	3	0
22	F	Ben Crawley	5	0	82	0	0	1	0	2	2	0	0	1	0
27	G	Louis Crayton	18	18	1620	0	0	0	0	1	7	0	0	2	0
1	G	Steve Cronin	4	2	306	0	0	0	0	0	0	0	0	0	0
21	M	Stephen deRoux	10	3	343	0	0	5	1	6	7	4	0	1	0
6	M	John DiRaimondo	1	1	45	0	0	0	0	0	0	0	0	0	0
3	D	Said Fazlagic	2	1	136	0	0	0	0	3	1	0	0	1	0
25	M	George Gelnovatch	2	2	135	0	0	0	0	1	4	0	0	0	0
24	D	Ray Goodlett	4	3	223	0	0	1	0	6	3	0	0	1	0
16	D	Jordan Graye	20	20	1662	0	0	5	3	10	14	1	0	1	0
28	G	Bill Hamid	36	36	3112	0	0	0	0	3	4	0	0	1	1
21	F	David Hayes	15	4	458	0	0	12	4	7	4	4	2	0	0
5	D	Ezra Hendrickson	12	8	787	0	0	6	3	12	7	1	0	2	0
18	M	Mike Huwiler	5	3	247	0	0	0	0	1	3	0	0	1	0
3	M	Erik Imier	19	15	1355	0	0	1	0	17	4	0	0	0	0
8	M	Andrew Jacobson	17	8	845	0	0	8	1	14	8	0	0	1	0
5	D	Dejan Jakovic	57	56	5018	0	0	9	2	55	36	0	0	10	2
16	D	Greg Janicki	10	8	638	0	0	2	0	7	4	0	0	0	0
3	D	Avery John	6	3	348	0	0	0	0	8	1	0	0	4	0
1	G	Milos Kocic	4	3	308	0	0	0	0	1	0	0	0	0	0
28	M	Shawn Kuykendall	2	0	10	0	0	0	0	1	1	0	0	1	0
20	D	Thor Lee	2	2	134	0	0	0	0	2	2	0	0	1	0
24	F	Dennis Ludwig	2	0	30	0	0	2	1	0	0	0	0	0	0
21	M	Justin Mapp	3	0	28	0	0	0	0	0	0	1	0	0	0
26	G	Paul Marcoullier	1	0	2	0	0	0	0	0	0	0	0	0	0
19	F	Thiago Martins	5	4	359	0	0	7	3	16	11	1	0	1	0
6	M	Domenic Mediate	26	8	1010	0	0	6	4	23	9	6	0	3	0
8	M	Justin Moose	8	4	320	0	0	6	4	6	5	0	2	1	0
6	M	Kurt Morsink	22	20	1715	0	0	11	4	20	27	0	0	6	0
11	F	Joseph Ngwenya	16	7	629	0	0	12	7	20	11	7	0	1	0
20	F	Matt Nickell	7	0	45	0	0	3	2	3	1	2	0	1	0
22	G	Jay Nolly	1	1	90	0	0	0	0	0	0	0	0	0	0
24	D	Curt Onalfo	4	0	79	0	0	0	0	0	1	0	0	0	0
20	G	Pat Onstad	3	3	270	0	0	0	0	0	1	0	0	1	0
3	D	Juan Manuel Pena	10	9	700	0	0	0	0	12	4	0	0	2	0
24	M	Trevor Perea	1	0	4	0	0	0	0	0	0	0	0	0	0
2	D	Orlando Perez	8	1	268	0	0	4	2	2	1	0	0	0	0
22	G	Tom Presthus	59	58	5092	0	0	0	0	3	11	0	0	1	0
4	D	Brandon Prideaux	116	106	9672	0	0	8	3	170	124	3	0	20	0
15	D	Barry Rice	2	1	86	0	0	2	0	1	1	0	0	0	0
31	D	J.P. Rodrigues	1	0	12	0	0	0	0	2	1	0	0	0	0
28	F	Sergio Salas	1	0	18	0	0	0	0	1	0	0	0	0	0

ALL-TIME MLS STATISTICS *CONTINUED*

UNF	POS	PLAYER	GP	GS	MIN	G	A	SHT	SOG	FC	FS	OFF	CK	C	E
31	F	Robert Ssejemba	1	0	25	0	0	1	1	1	0	1	0	0	0
16	M	Dan Stratford	5	1	81	0	0	1	0	2	0	0	0	0	0
9	F	Juan Suarez	2	2	160	0	0	4	1	1	3	0	0	0	0
12	M	Danny Szetela	4	1	97	0	0	0	0	0	1	0	0	0	0
22	M	Joey Thieman	3	0	58	0	0	0	0	2	0	0	0	0	0
28	F	Craig Thompson	6	2	241	0	0	1	1	4	3	1	0	2	0
22	F	Jason Thompson	2	0	61	0	0	0	0	3	2	0	0	0	0
6	D	Greg Vanney	15	14	1261	0	0	2	1	18	6	0	12	2	0
11	M	Carlos Varela	6	1	173	0	0	1	0	5	2	2	1	0	0
15	D	Lawson Vaughn	3	2	225	0	0	0	0	0	1	0	0	0	0
1	G	Doug Warren	6	5	494	0	0	0	0	1	0	0	0	0	0
1	G	Zach Wells	17	17	1530	0	0	0	0	0	1	0	0	0	0
12	M	Sterling Wescott	2	1	102	0	0	0	0	0	1	0	2	0	0
31	G	Josh Wicks	19	19	1672	0	0	0	0	0	4	0	0	4	0
31	G	Joe Willis	3	3	270	0	0	0	0	0	0	0	0	0	0
26	M	Lyle Yorks	1	0	4	0	0	0	0	0	0	0	0	0	0
20	D	Michael Zaher	3	2	124	0	0	0	0	3	2	0	0	0	0
OWN-GOALS RECEIVED			21												
TEAM TOTALS			492	492	44597	791	835	6309	3015	7370	6754	1472	2811	949	63
OPPONENT TOTALS			492	492	44597	734	777	5784	2620	6904	7221	1678	2181	857	54

D.C. UNITED INDIVIDUAL GOALKEEPING

UNF	POS	GOALKEEPER	GP	GS	MIN	SHTS	SV	GA	GAA	PG	PA	W	L	T	SO
26	G	Paul Marcoullier	1	0	2	0	0	0	0.00	0	0	0	0	0	0
28	G	Clint Baumstark	1	1	100	1	0	1	0.90	0	0	0	0	1	0
18	G	Nick Rimando	98	98	8956	492	355	121	1.22	15	20	41	36	21	29
23	G	Troy Perkins	99	99	8910	493	346	131	1.32	13	17	39	34	26	24
31	G	Joe Willis	3	3	270	16	12	4	1.33	0	0	1	2	0	1
28	G	Bill Hamid	36	36	3112	145	97	47	1.36	4	4	10	14	10	8
31	G	Josh Wicks	19	19	1672	104	78	26	1.40	4	5	5	5	8	5
2	G	Mark Simpson	53	48	4529	263	181	75	1.49	8	8	26	18	4	9
27	G	Louis Crayton	18	18	1620	95	64	27	1.50	0	0	5	7	6	5
1	G	Scott Garlick	39	38	3376	211	145	57	1.52	3	3	28	10	0	9
1	G	Doug Warren	6	5	494	43	32	9	1.64	2	2	0	3	2	0
1	G	Zach Wells	17	17	1530	85	56	28	1.65	0	0	8	8	1	1
22	G	Tom Presthus	59	58	5092	333	216	97	1.71	4	6	30	24	2	5
1	G	Steve Cronin	4	2	306	22	15	6	1.76	1	1	1	0	3	1
1	G	Mike Ammann	19	19	1739	111	73	38	1.97	3	5	3	14	2	1
26	G	Jeff Causey	25	23	2071	159	100	46	2.00	7	9	13	12	0	1
22	G	Jay Nolly	1	1	90	9	7	2	2.00	0	0	0	1	0	0
20	G	Pat Onstad	3	3	270	16	8	7	2.33	2	2	1	2	0	0
1	G	Milos Kocic	4	3	308	16	9	8	2.34	0	0	1	2	1	0
12	G	Jose Carvallo	1	1	90	6	2	4	4.00	0	0	0	1	0	0
TEAM TOTALS			492	492	44597	2620	1796	734	1.48	66	82	212	193	87	103
OPPONENT TOTALS			492	492	44597	3015	2097	791	1.60	78	93	193	212	87	106

ALL-TIME POSTSEASON STATISTICS

UNF	POS	PLAYER	GP	GS	MIN	G	A	SHT	SOG	FC	FS	OFF	CK	C	E
99	F	Jaime Moreno	32	31	2320	12	10	73	32	58	102	17	5	3	1
21	F	Raul Diaz Arce	10	9	844	8	1	29	16	19	9	20	0	0	0
27	F	Roy Lassiter	11	11	882	7	1	30	17	18	13	12	0	1	1
20	M	Tony Sanneh	15	7	745	6	3	14	10	19	11	3	0	2	0
11	F	Alecko Eskandarian	7	7	596	4	1	22	11	11	20	8	8	1	0
10	M	Christian Gomez	11	11	825	4	1	26	13	15	20	8	24	1	1
10	M	Marco Etcheverry	23	23	2016	3	13	46	17	24	57	7	119	5	0
16	M	Richie Williams	22	22	1922	2	4	24	10	43	22	1	0	3	1
14	M	Ben Olsen	22	22	1925	2	2	32	13	50	46	14	9	6	0
14	F	Steve Rammel	2	2	166	2	0	4	2	2	5	1	0	0	0
17	F	Roy Wegerle	2	2	144	2	0	3	2	0	5	0	0	0	0
12	D	Jeff Agoos	23	23	2074	1	4	21	7	27	44	2	2	2	0
8	M	Earnie Stewart	6	6	501	1	2	2	2	5	4	5	2	1	0
23	D	Eddie Pope	23	23	2028	1	1	10	3	27	28	1	0	1	0
13	M	Shawn Medved	5	0	113	1	0	3	3	2	0	1	0	0	0
26	M	Bryan Narnoff	12	12	1096	1	0	3	1	28	9	2	0	5	0
19	M	Clyde Simms	5	2	195	1	0	2	2	2	1	1	0	0	0
6	M	John Harkes	17	17	1507	0	6	21	10	23	35	7	23	0	0
24	D	David Vaudreuil	9	6	566	0	5	1	0	9	7	1	0	1	0
20	M	John Maessner	15	13	1017	0	3	18	5	13	7	7	0	0	0
15	M	Rod Dyachenko	3	0	83	0	2	0	0	2	2	1	0	0	1
17	M	Joshua Gros	8	5	575	0	2	3	0	8	9	0	0	0	0
8	D	Carey Talley	11	7	717	0	2	5	2	14	10	1	0	1	0
9	F	Freddy Adu	7	3	356	0	1	7	6	11	7	5	8	3	0
16	M	Brian Carroll	10	10	918	0	1	4	0	15	6	0	0	2	0
11	D	Mario Gori	10	9	767	0	1	3	1	10	11	1	0	1	0
7	M	Ryan Nelsen	5	5	450	0	1	3	3	10	6	0	0	2	0
4	D	Clint Peay	5	5	434	0	1	3	2	5	3	0	0	2	0
22	G	Tom Presthus	13	12	1081	0	1	0	0	1	3	0	0	1	0
33	F	Nicholas Addler	1	0	25	0	0	2	1	0	0	0	0	0	0
5	D	Geoff Aunger	9	2	197	0	0	2	1	7	1	0	0	3	0
32	D	Bobby Boswell	5	4	414	0	0	1	0	4	5	0	0	0	0
4	D	Marc Burch	2	2	131	0	0	0	0	1	1	0	0	0	0
24	M	Jeff Carroll	1	0	1	0	0	0	0	0	0	0	0	0	0
26	G	Jeff Causey	1	0	1	0	0	0	0	0	0	0	0	0	0
20	F	Ronald Cerritos	2	1	111	0	0	1	0	0	0	2	0	0	0
30	M	Bobby Convey	2	2	180	0	0	1	0	3	5	1	1	0	0
33	M	Judah Cooks	2	0	10	0	0	0	0	0	0	0	0	0	0
7	M	Matias Donnet	2	0	34	0	0	1	0	0	0	1	1	0	0
11	F	Luciano Emilio	2	1	77	0	0	2	2	0	1	0	0	0	0
5	D	Facundo Erpen	5	5	365	0	0	3	3	8	3	0	0	0	0
7	F	Lucio Filomeno	1	0	45	0	0	1	0	2	2	0	0	1	0
27	M	Fred	2	2	180	0	0	1	0	5	8	0	2	0	0
1	G	Scott Garlick	5	5	449	0	0	0	0	1	5	0	0	1	0
5	D	Ezra Hendrickson	2	1	142	0	0	0	0	0	1	0	0	0	0
5	M	Ben Iroha	3	0	43	0	0	2	2	0	3	0	0	0	0
3	D	Galin Ivanov	1	90	0	0	0	0	1	0	0	0	0	0	0
7	M	Kris Kelderman	1	0	2	0	0	0	0	0	0	0	0	0	0
21	F	Dema Kovalenko	7	7	597	0	0	11	3	15	14	0	2	4	1
20	F	Guy-Roland Kpene	1	1	45	0	0	0	0	1	3	0	0	0	0
18	D	Carlos Llamasa	13	13	1114	0	0	2	0	23	7	0	0	3	0
19	F	Thiago Martins	1	0	9	0	0	0	0	1	0	0	0	0	0
18	D	Devon McTavish	2	1	121	0	0	1	0	3	1	0	0	1	0
11	M	Jason Moore	3	0	41	0	0	0	0	0	1	0	0	0	0
23	G	Troy Perkins	5	5	450	0	0	0	0	1	1	0	0	1	0
12	D	Mike Petke	6	6	570	0	0	1	0	10	4	0	0	1	0
4	D	Brandon Prideaux	7	4	387	0	0	0	0	8	7	0	0	1	0
25	F	Santino Quaranta	6	3	231	0	0	2	0	7	8	1	4	1	0
20	M	Eliseo Quintanilla	2	1	112	0	0	0	0	7	5	0	0	1	1
18	G	Nick Rimando	6	6	570	0	0	0	0	0	2	0	0	0	0
2	G	Mark Simpson	6	6	543	0	0	0	0	0	0	0	0	1	0
19	M	Mike Slivinski	1	0	9	0	0	0	0	0	0	0	0	0	0
4	D	Diego Sonora	5	4	366	0	0	0	0	10	5	2	0	1	0
8	F	Hristo Stoitichkov	2	1	101	0	0	1	1	2	2	3	0	2	0
6	D	Greg Vanney	2	2	180	0	0	0	0	2	0	0	5	0	0
13	M	Jamil Walker	2	1	49	0	0	1	1	1	0	1	0	0	0
1	G	Doug Warren	2	2	180	0	0	0	0	0	0	0	0	0	0
12	D	John Wilson	1	1	90	0	0	0	0	0	0	0	0	0	0
6	F	A.J. Wood	8	1	167	0	0	5	2	4	3	1	0	0	0
OWN-GOALS RECEIVED			1												
TEAM TOTALS			36	36	3280	59	69	455	208	598	598	143	215	67	7
OPPONENT TOTALS			36	36	3280	43	47	405	181	616	587	131	155	79	3

D.C. UNITED INDIVIDUAL GOALKEEPING

UNF	POS	GOALKEEPER	GP	GS	MIN	SHTS SV	GA	GAA	PG	PA	W	L	T	SO	OT REC
26	G	Jeff Causey	1	0	1	0	0	0.00	0	0	0	1	0	0	0-0-0
23	G	Troy Perkins	5	5	450	17	11	5	1.00	0	0	1	2	2	1 0-0-0
1	G	Scott Garlick	5	5	449	33	26	5	1.00	1	1	4	0	0	1 0-0-0
22	G	Tom Presthus	13	12	1081	51	35	13	1.08	0	0	10	3	0	7 0-0-0
2	G	Mark Simpson	6	6	543	28	21	7	1.16	0	0	5	0	0	1 1-0-0
18	G	Nick Rimando	6	6	570	40	27	9	1.42	2	2	3	1	2	3 0-0-1
1	G	Doug Warren	2	2	180	12	8	4	2.00	0	0	0	2	0	0 0-0-0
TEAM TOTALS			36	36	3280	181	128	43	1.18	3	3	23	9	4	13 1-0-1
OPPONENT TOTALS			36	36	3280	208	143	59	1.62	1	1	9	23	4	9 0-1-1

2005-08 RESERVE DIVISION STATISTICS

POS	PLAYER	GP	GS	MIN	G	A	C	E	GWG	GWA
FWD	Nicholas Addler	12	10	886	3	2	1	0	1	1
MID	Freddy Adu	5	3	270	1	3	1	0	0	1
MID	Roland Aguilera*	2	1	85	0	0	0	0	0	0
MID	Jason Amaguana*	3	0	69	0	0	0	0	0	0
FWD	Kenny Anaba*	7	4	363	0	0	0	0	0	0
DEF	Kenny Arena	7	6	584	0	1	0	0	0	0
MID	Bryan Arguez	9	9	753	1	0	1	0	1	0
FWD	Jeremy Barlow	8	5	507	1	0	1	0	0	0
FWD	Dwight Barnett*	2	2	108	1	0	0	0	0	0
DEF	Bobby Boswell	4	4	405	0	1	0	0	0	0
MID	Felix Brilliant*	1	1	90	0	1	0	0	0	0
DEF	Matthew Britner*	1	0	23	0	0	0	0	0	0
DEF	Marc Burch	9	9	766	1	2	4	0	0	0
DEF	Jonathan Burklo*	2	0	48	0	0	0	0	0	0
MID	Brian Carroll	5	2	259	0	0	0	0	0	0
MID	Jeff Carroll	22	20	1718	1	4	1	1	1	1
DEF	Pat Carroll	9	7	666	0	1	0	0	0	1
GK	Jose Carvalho	6	5	444	0	0	0	0	0	0
MID	Kasali Yinka Casal	5	5	436	0	1	0	0	0	0
MID	Aaron Chandler	3	2	195	0	0	0	0	0	0
MID	Jacob Cogins*	1	1	68	0	0	1	0	0	0
DEF	Judah Cooks*	3	0	65	0	0	0	0	0	0
MID	Ryan Cordeiro	10	10	900	4	2	0	0	2	0
MID	Matt Cross	1	1	63	0	0	0	0	0	0
GK	Shawn Crowe	3	1	70	0	0	0	0	0	0
MID	Leo Cullen*	2	0	80	0	0	0	0	0	0
DEF	Jeff Curtin	1	1	45	0	0	0	0	0	0
M/D	Stephen deRoux	23	19	1609	0	1	2	1	0	0
FWD	Francis Doe	3	1	105	0	0	0	0	0	0
MID	Rod Dyachenko	31	26	2311	7	9	3	0	0	2
DEF	Facuendo Erpen	3	2	225	0	0	1	0	0	0
FWD	Alecko Eskandarian	2	2	118	0	0	0	0	0	0
FWD	Lucio Filomeno	4	4	298	4	1	0	0	1	1
DEF	Ryan Futagaki*	1	1	90	0	0	0	0	0	0
MID	Josh Gros	4	2	225	0	1	2	0	0	0
MID	Steve Guppy	1	1	90	0	0	0	0	0	0
DEF	Allen Handy*	1	1	90	0	0	0	0	0	0
MID	Pat Healy*	1	0	45	0	0	0	0	0	0
DEF	Greg Janicki*	2	1	135	0	0	0	0	0	0
DEF	Kelvin Jones*	5	0	198	0	0	0	0	0	0
MID	Anders Kelto	0	1	45	0	0	0	0	0	0
FWD	Thabiso Khumalo*	2	2	180	1	0	0	0	0	0
FWD	Quavas Kirk	10	10	897	3	2	0	0	1	0
FWD	Guy-Roland Kpene	8	6	403	2	1	1	0	0	0
MID	Dema Kovalenko	4	2	143	1	0	0	0	1	0
M/F	Nana Kuffour	12	11	651	3	4	2	0	1	0
DEF	Shawn Kuykendall	12	12	1080	0	2	1	0	0	0
DEF	Ricky Lewis	2	1	135	0	0	1	0	0	0
MID	Amir Lowry*	3	0	86	0	0	0	0	0	0
DEF	Laurent Manuel*	3	1	157	0	0	0	0	0	0
DEF	Gonzalo Martinez	1	1	45	0	0	0	0	0	0
DEF	Trevor McEachron*	3	1	89	0	0	0	0	0	3
GK	Ryan McIntosh	7	3	360	0	0	0	0	0	0
DEF	Devon McTavish	11	10	599	0	0	0	1	0	3
MID	Domenic Mediate	20	19	856	3	4	1	1	0	1
DEF	Tim Merritt	11	9	772	1	1	1	0	0	1
MID	Andy Metcalf	12	9	873	0	1	0	0	0	0
MID	Justin Moose	22	21	1809	3	2	2	0	2	0
FWD	Jerson Monterio	3	3	270	2	0	1	0	0	0
FWD	Mira Mupier	6	3	320	3	0	1	0	0	0
MID	Dane Murphy	10	10	872	0	0	2	0	0	0
GK	Mark Murphy	1	0	15	0	0	0	0	0	0
DEF	Bryan Namoff	4	4	312	0	0	0	0	0	0
FWD	Matt Nickell	20	15	1045	8	4	3	0	1	1
FWD	Franco Niell	5	5	411	4	1	2	0	1	0
GK/F	Jay Nolly	11	11	905	0	0	0	0	0	0
FWD	Brad North	12	11	871	0	1	0	0	0	0
GK	John O'Hara*	1	0	15	0	0	0	0	0	0
MID	Ryan O'Neill*	2	0	69	0	0	0	0	0	0
MID	Ben Olsen	1	1	45	0	0	0	0	0	0
MID	Jeremy Olsen	1	0	25	0	0	0	0	0	0
DEF	Brandon Owens*	2	2	180	0	0	0	0	0	0
GK	Ronnie Pascale	3	0	97	0	0	0	0	0	0
GK	Troy Perkins	12	12	1019	0	1	0	0	0	1
FWD	Damien Pottinger*	1	0	40	0	0	0	0	0	0
DEF	Brandon Prideaux	5	4	263	0	1	1	0	0	0
M/F	Santino Quaranta	6	6	342	1	1	0	0	1	1
MID	Eric Quill*	1	0	45	1	0	0	0	0	0
MID	Eliseo Quintanilla	4	4	360	1	3	0	0	0	1
MID	Grady Renfrow*	6	2	175	0	1	0	0	0	0
DEF	Josh Rife*	2	1	98	0	0	0	0	0	0
GK	Nick Rimando	8	8	630	0	1	0	0	0	0
MID	Ian Rodway*	1	0	45	0	0	0	0	0	0
DEF	Tim Sahaydak*	1	1	90	0	1	1	0	0	0

POS	PLAYER	GP	GS	MIN	G	A	C	E	GWG	GWA
MID	Clyde Simms	16	16	1340	1	1	0	0	0	0
MID	Eric Solomon	1	0	14	0	0	0	0	0	0
FWD	Robert Ssejumba	3	3	225	3	0	0	0	1	0
DEF	David Stokes	15	12	1143	1	0	2	1	0	0
FWD	Dan Stratford	7	6	508	1	0	1	0	0	0
GK	Andrew Terris	2	0	61	0	0	0	0	0	0
MID	Craig Thompson	5	5	405	0	0	0	0	0	0
M/F	Jason Thompson	11	10	745	2	0	2	1	1	0
GK	James Thorpe	7	5	441	0	0	0	0	0	0
D/M	Jake Traeger*	1	1	90	0	0	0	0	0	0
DEF	Idris Ugriovhe*	5	1	168	1	0	0	0	0	0
MID	Nick Van Sicklen	11	8	756	0	1	3	0	0	0
FWD	Jamil Walker	23	19	1570	11	4	0	0	3	2
MID	Geoff Walker	1	0	27	0	0	0	0	0	0
FWD	Jamil Walker	2	1	103	0	1	0	0	0	1
GK/F	Andrew Weber	3	0	58	0	1	0	0	0	0
DEF	John Wilson	19	17	1347	1	1	0	0	1	0
DEF	Mike Zaher	10	9	806	0	1	0	0	0	0
Team Totals		46	46	4140	82	74	44	6	20	22

Penalty Kicks (Made/Attempted)

Freddy Adu (1/1), Robert Ssejumba (1/1), Ryan Cordeiro (0/1)

D.C. UNITED RESERVES INDIVIDUAL GOALKEEPING

POS	GOALKEEPER	GP	GS	MIN	GA	GAA	PA	PG	W	L	T	SO
GK	Jose Carvallo	6	5	444	7	1.42	0	0	2	2	1	0
GK	Shawn Crowe	3	1	71	0	0.00	0	0	2	3	4	2
GK	Ryan McIntosh	7	4	450	7	1.25	0	0	1	3	1	1
GK	Mark Murphy	1	0	15	1	6.00	0	0	0	0	0	0
GK	Jay Nolly	11	11	897	10	0.99	1	0	2	3	4	2
GK	John O'Hara*	1	0	15	0	0.00	0	0	0	0	0	0
GK	Ronnie Pascale	3	0	97	1	0.93	0	0	0	0	1	0
GK	Troy Perkins	12	12	1019	17	1.50	1	1	8	3	0	2
GK	Nick Rimando	8	8	630	4	0.57	1	1	5	2	0	1
GK	Andrew Terris	2	0	61	4	5.90	0	0	0	1	0	0
GK	James Thorpe	7	5	441	14	2.85	1	1	3	2	0	0
Team Totals		46	46	4140	65	1.41	4	3	23	19	11	8

*Guest Player

2011 RESERVE DIVISION STATISTICS

POS	PLAYER	GP	GS	MIN	G	A	C	E	GWG	GWA
MID	Cody Albrecht*	4	0	242	0	0	1	0	0	0
MID	Brandon Barklage	10	9	724	2	1	1	0	1	0
MID	Iyassu Bekele*	1	0	20	0	0	0	0	0	0
MID	Branko Boskovic	2	2	169	2	2	0	0	1	1
DEF	Rodrigo Brasesco	3	3	225	1	0	0	0	0	0
FWD	Blake Brettschneider	9	9	683	3	1	1	0	1	1
DEF	Marc Burch	4	4	315	1	0	1	0	1	0
MID	Junior Carreiro	1	0	48	0	0	0	0	0	0
MID	Seth C'deBaca**	2	1	106	0	0	0	0	0	0
GK	Steve Cronin	5	4	317	0	0	0	0	0	0
DEF	Suliamen Dainkeh*	1	1	90	0	0	0	0	0	0
MID	Austin Da Luz	5	5	352	0	0	1	1	0	0
FWD	Charlie Davies	2	2	120	1	0	0	0	0	0
MID	Jannik Eckenrode*	1	0	24	0	0	0	0	0	0
MID	Mikias Eticha*	3	2	248	0	0	0	0	0	0
MID	Patrick Foss*	3	3	207	0	1	0	0	0	0
MID	Fred	4	4	287	0	0	2	0	0	0
GK	Bill Hamid	2	1	135	0	0	0	0	0	0
MID	Stephen King	9	8	675	1	4	1	0	0	1
MID	Perry Kitchen	1	1	78	0	0	0	0	0	0
DEF	Chris Korb	7	7	630	0	0	1	0	0	0
MID	Collin Martin*	3	0	130	1	1	0	0	0	0
MID	Dax McCarty	1	0	45	0	0	0	0	0	0
DEF	Brandon McDonald	2	2	152	1	0	0	0	0	0
MID	Devon McTavish	5	4	360	0	0	1	0	0	0
MID	Kurt Morsink	6	5	372	1	0	1	0	1	0
MID	Andy Najar	1	0	12	0	0	0	0	0	0
MID	Cristhyan Najar*	1	0	45	1	0	0	0	0	0
FWD	Joseph Ngwenya	7	7	630	5	0	1	1	0	0
MID	Santino Quaranta	2	2	109	0	1	0	0	0	1
DEF	Adrian Reid*	1	1	90	0	0	0	0	0	0
MID	Jalen Robinson*	1	0	45	0	0	0	0	0	0
MID	Tyler Rudy*	2	0	32	0	1	0	0	0	0
FWD	Marcus Salandy-Defour*	1	1	90	1	0	0	0	0	0
MID	Conor Shanowsky	9	9	658	0	0	1	0	0	0
DEF	Bradley Vorv*	5	1	251	0	0	0	0	0	0
DEF	Ethan White	4	3	315	0	0	0	0	0	0
GK	Joe Willis	7	5	450	0	0	0	0	0	0
DEF	Daniel Woolard	3	3	215	0	0	0	0	0	0
DEF	Jed Zayner	1	1	45	0	0	0	0	0	0
DEF	Dejan Jakovic	2	1	93	0	0	0	0	0	0
MID	Moussa Sanogo **	1	0	27	0	0	0	0	0	0
DEF	Keithy Simpson **	1	0	18	0	0	0	0	0	0
FWD	Charles Chapin*	1	0	12	0	0	0	0	0	0
TOTAL		10	10	900	21	12	13	2	5	4

Penalty Kicks (Made/Attempted)

Charlie Davies (1/1), Joseph Ngwenya (1/1)

D.C. UNITED RESERVES INDIVIDUAL GOALKEEPING

POS	GOALKEEPER	GP	GS	MIN	GA	GAA	W	L	T
GK	Steve Cronin	5	4	316	3	0.80	2	1	1
GK	Bill Hamid	2	1	134	1	0.67	1	0	0
GK	Joe Willis	7	5	450	5	1.00	2	1	1
Team Totals		10	10	900	9	1.00	5	2	2

* Guest Player

**DCU Academy player

ALL-TIME U.S. OPEN CUP STATISTICS

Games in U.S. Open Cup matches played while a member of D.C. United.

ADDLERY, NICHOLAS

YEAR	TEAM	GP	GS	MIN	GLS
------	------	----	----	-----	-----

2007	DC	1	1	90	0
------	----	---	---	----	---

ADU, FREDDY

YEAR	TEAM	GP	GS	MIN	GLS
------	------	----	----	-----	-----

2004	DC	1	0	45	0
------	----	---	---	----	---

2005	DC	2	1	145	1
------	----	---	---	-----	---

2006	DC	2	2	178	0
------	----	---	---	-----	---

AGOOS, JEFF

YEAR	TEAM	GP	GS	MIN	GLS
------	------	----	----	-----	-----

1996	DC	3	3	251	0
------	----	---	---	-----	---

1997	DC	2	2	210	0
------	----	---	---	-----	---

2000	DC	2	2	180	0
------	----	---	---	-----	---

ALBRIGHT, CHRIS

YEAR	TEAM	GP	GS	MIN	GLS
------	------	----	----	-----	-----

1999	DC	0	0	45	1
------	----	---	---	----	---

2000	DC	3	2	188	2
------	----	---	---	-----	---

2001	DC	4	3	301	2
------	----	---	---	-----	---

ALEGRIA, JOSE

YEAR	TEAM	GP	GS	MIN	GLS
------	------	----	----	-----	-----

2003	DC	3	2	156	0
------	----	---	---	-----	---

2001	DC	1	0	45	1
------	----	---	---	----	---

ALLSOPP, DANNY

YEAR	TEAM	GP	GS	MIN	GLS
------	------	----	----	-----	-----

2010	DC	3	3	252	0
------	----	---	---	-----	---

AMMANN, MIKE

YEAR	TEAM	GP	GS	MIN	GLS
------	------	----	----	-----	-----

2001	DC	2	2	180	0
------	----	---	---	-----	---

ARA, KEVIN

YEAR	TEAM	GP	GS	MIN	GLS
------	------	----	----	-----	-----

2004	DC	1	1	45	0
------	----	---	---	----	---

ARMSTRONG, STEPHEN

YEAR	TEAM	GP	GS	MIN	GLS
------	------	----	----	-----	-----

2001	DC	4	4	329	0
------	----	---	---	-----	---

AUNGER, GEOFF

YEAR	TEAM	GP	GS	MIN	GLS
------	------	----	----	-----	-----

1999	DC	1	1	100	0
------	----	---	---	-----	---

2000	DC	3	1	153	0
------	----	---	---	-----	---

BARCLAY, DEVIN

YEAR	TEAM	GP	GS	MIN	GLS
------	------	----	----	-----	-----

2003	DC	1	1	90	0
------	----	---	---	----	---

BARKLAGE, BRANDON

YEAR	TEAM	GP	GS	MIN	GLS
------	------	----	----	-----	-----

2009	DC	4	4	299	2
------	----	---	---	-----	---

2010	DC	1	1	63	0
------	----	---	---	----	---

2011	DC	2	2	210	0
------	----	---	---	-----	---

BOSKOVIC, BRANKO

YEAR	TEAM	GP	GS	MIN	GLS
------	------	----	----	-----	-----

2010	DC	1	1	67	1
------	----	---	---	----	---

2011	DC	2	2	210	2
------	----	---	---	-----	---

BOSWELL, BOBBY

YEAR	TEAM	GP	GS	MIN	GLS
------	------	----	----	-----	-----

2005	DC	2	2	165	0
------	----	---	---	-----	---

2006	DC	3	3	300	0
------	----	---	---	-----	---

2007	DC	1	1	45	0
------	----	---	---	----	---

BRASESCO, RODRIGO

YEAR	TEAM	GP	GS	MIN	GLS
------	------	----	----	-----	-----

2011	DC	2	2	120	0
------	----	---	---	-----	---

BRETTSCHNEIDER, BLAKE

YEAR	TEAM	GP	GS	MIN	GLS
------	------	----	----	-----	-----

2011	DC	1	1	64	0
------	----	---	---	----	---

BURCH, MARC

YEAR	TEAM	GP	GS	MIN	GLS
------	------	----	----	-----	-----

2007	DC	1	1	90	0
------	----	---	---	----	---

2008	DC	3	3	288	2
------	----	---	---	-----	---

2009	DC	4	3	280	0
------	----	---	---	-----	---

2010	DC	1	1	120	0
------	----	---	---	-----	---

CARROLL, BRIAN

YEAR	TEAM	GP	GS	MIN	GLS
------	------	----	----	-----	-----

2003	DC	3	3	197	0
------	----	---	---	-----	---

2004	DC	1	1	90	0
------	----	---	---	----	---

2005	DC	2	2	165	0
------	----	---	---	-----	---

2006	DC	3	3	246	0
------	----	---	---	-----	---

2007	DC	1	1	45	0
------	----	---	---	----	---

CARROLL, JEFF

YEAR	TEAM	GP	GS	MIN	GLS
------	------	----	----	-----	-----

2007	DC	1	1	90	0
------	----	---	---	----	---

CARROLL, PAT

YEAR	TEAM	GP	GS	MIN	GLS
------	------	----	----	-----	-----

2008	DC	2	2	123	0
------	----	---	---	-----	---

CAUSEY, JEFF

YEAR	TEAM	GP	GS	MIN	GLS
------	------	----	----	-----	-----

1996	DC	1	1	90	0
------	----	---	---	----	---

CERRITOS, RONALD

YEAR	TEAM	GP	GS	MIN	GLS
------	------	----	----	-----	-----

2003	DC	2	2	180	2
------	----	---	---	-----	---

CONTEH, ABDUL THOMPSON

YEAR	TEAM	GP	GS	MIN	GLS
------	------	----	----	-----	-----

2001	DC	4	2	216	5
------	----	---	---	-----	---

CONVEY, BOBBY

YEAR	TEAM	GP	GS	MIN	GLS
------	------	----	----	-----	-----

2000	DC	2	2	194	0
------	----	---	---	-----	---

2001	DC	1	0	16	0
------	----	---	---	----	---

2003	DC	1	1	90	0
------	----	---	---	----	---

COOKS, JUDAH

YEAR	TEAM	GP	GS	MIN	GLS
------	------	----	----	-----	-----

2000	DC	1	1	90	0
------	----	---	---	----	---

CORDEIRO, RYAN

YEAR	TEAM	GP	GS	MIN	GLS
------	------	----	----	-----	-----

2008	DC	3	2	136	0
------	----	---	---	-----	---

CRAYTON, LOUIS

YEAR	TEAM	GP	GS	MIN	GLS
------	------	----	----	-----	-----

2008	DC	1	1	90	0
------	----	---	---	----	---

CRISTMAN, ADAM

YEAR	TEAM	GP	GS	MIN	GLS
------	------	----	----	-----	-----

2010	DC	2	1	114	2
------	----	---	---	-----	---

CURTIS, ALI

YEAR	TEAM	GP	GS	MIN	GLS
------	------	----	----	-----	-----

2003	DC	1	0	24	0
------	----	---	---	----	---

DAVIES, CHARLIE

YEAR	TEAM	GP	GS	MIN	GLS
------	------	----	----	-----	-----

2011	DC	1	0	22	0
------	----	---	---	----	---

DENTON, ERIC

YEAR	TEAM	GP	GS	MIN	GLS
------	------	----	----	-----	-----

2000	DC	2	1	120	0
------	----	---	---	-----	---

DEROUX, STEPHEN

YEAR	TEAM	GP	GS	MIN	GLS
------	------	----	----	-----	-----

2006	DC	1	0	10	0
------	----	---	---	----	---

2007	DC	1	1	90	0
------	----	---	---	----	---

DIAZ ARCE, RAUL

YEAR	TEAM	GP	GS	MIN	GLS
------	------	----	----	-----	-----

1996	DC	2	2	164	1
------	----	---	---	-----	---

1997	DC	2	2	210	1
------	----	---	---	-----	---

2000	DC	3	3	225	3
------	----	---	---	-----	---

DIRAIMONDO, JOHN

YEAR	TEAM	GP	GS	MIN	GLS
------	------	----	----	-----	-----

2009	DC	4	2	213	0
------	----	---	---	-----	---

DOE, FRANCIS

YEAR	TEAM	GP	GS	MIN	GLS
------	------	----	----	-----	-----

2008	DC	2	1	165	1
------	----	---	---	-----	---

DONNET, MATIAS

YEAR	TEAM	GP	GS	MIN	GLS
------	------	----	----	-----	-----

2006	DC	1	0	26	0
------	----	---	---	----	---

2012 D.C. UNITED MEDIA GUIDE

DYACHENKO, ROD

YEAR	TEAM	GP	GS	MIN	GLS
2006	DC	3	1	136	0
2007	DC	1	1	65	0
2008	DC	4	2	226	0

EMILIO, LUCIANO

YEAR	TEAM	GP	GS	MIN	GLS
2008	DC	4	4	261	3
2009	DC	1	1	90	0
2010	DC	2	2	130	1

ERPEN, FACUNDO

YEAR	TEAM	GP	GS	MIN	GLS
2005	DC	1	1	120	0
2006	DC	3	3	286	0

ESKANDARIAN, ALECKO

YEAR	TEAM	GP	GS	MIN	GLS
2003	DC	4	4	322	0
2004	DC	1	1	90	0
2006	DC	2	2	145	0

ETCHEVERRY, MARCO

YEAR	TEAM	GP	GS	MIN	GLS
1996	DC	2	2	176	0
1997	DC	2	2	210	0
2000	DC	3	3	282	0
2001	DC	4	4	245	1

FRED

YEAR	TEAM	GP	GS	MIN	GLS
2008	DC	4	2	303	1
2009	DC	5	5	322	2
2011	DC	1	1	89	0

GALLARDO, MARCELO

YEAR	TEAM	GP	GS	MIN	GLS
2008	DC	1	0	10	0

GARLICK, SCOTT

YEAR	TEAM	GP	GS	MIN	GLS
1997	DC	4	4	418	0

GEDDES, JORGE

YEAR	TEAM	GP	GS	MIN	GLS
2003	DC	1	0	29	0

GOMEZ, CHRISTIAN

YEAR	TEAM	GP	GS	MIN	GLS
2005	DC	2	1	122	3
2006	DC	2	2	210	0
2009	DC	5	3	166	1

GORI, MARIO

YEAR	TEAM	GP	GS	MIN	GLS
1996	DC	3	3	265	0
1997	DC	3	3	330	0

GRAYE, JORDAN

YEAR	TEAM	GP	GS	MIN	GLS
2010	DC	4	2	259	0

GROS, JOSH

YEAR	TEAM	GP	GS	MIN	GLS
2004	DC	1	1	90	0
2005	DC	2	2	210	0
2006	DC	3	3	300	1
2007	DC	1	0	45	0

GUERRERO, IVAN

YEAR	TEAM	GP	GS	MIN	GLS
2008	DC	2	2	176	0

HAMID, BILL

YEAR	TEAM	GP	GS	MIN	GLS
2010	DC	3	3	300	0
2011	DC	1	1	120	0

HARKES, JOHN

YEAR	TEAM	GP	GS	MIN	GLS
1996	DC	2	2	156	0
1997	DC	2	2	180	0

HERNANDEZ, PABLO

YEAR	TEAM	GP	GS	MIN	GLS
2010	DC	2	2	126	1

IROHA, BEN

YEAR	TEAM	GP	GS	MIN	GLS
1997	DC	3	1	218	1

IVANOV, GALIN

YEAR	TEAM	GP	GS	MIN	GLS
2003	DC	2	2	151	1

JACOBSON, ANDREW

YEAR	TEAM	GP	GS	MIN	GLS
2009	DC	5	4	415	1

JAKOVIC, DEJAN

YEAR	TEAM	GP	GS	MIN	GLS
2009	DC	2	1	118	0
2010	DC	2	2	210	0
2011	DC	1	0	79	0

JAMES, JULIUS

YEAR	TEAM	GP	GS	MIN	GLS
2010	DC	2	2	210	0

JANICKI, GREG

YEAR	TEAM	GP	GS	MIN	GLS
2009	DC	5	5	450	0

JOHN, AVERY

YEAR	TEAM	GP	GS	MIN	GLS
2009	DC	3	3	270	0

KAMLER, BRIAN

YEAR	TEAM	GP	GS	MIN	GLS
1996	DC	3	1	74	0
1997	DC	3	0	89	0

KELDERMAN, KRIS

YEAR	TEAM	GP	GS	MIN	GLS
1996	DC	1	1	64	0
1997	DC	2	2	140	0

KHUMALO, THABISO

YEAR	TEAM	GP	GS	MIN	GLS
2009	DC	5	5	450	3
2010	DC	4	4	375	1

KING, STEPHEN

YEAR	TEAM	GP	GS	MIN	GLS
2010	DC	4	4	412	0
2011	DC	1	1	120	0

KIRK, QUAVAS

YEAR	TEAM	GP	GS	MIN	GLS
2008	DC	2	1	94	0

KOCIC, MILOS

YEAR	TEAM	GP	GS	MIN	GLS
2009	DC	5	4	381	0

KOVALENKO, DEMA

YEAR	TEAM	GP	GS	MIN	GLS
2003	DC	4	3	306	1
2004	DC	1	1	90	0
2005	DC	2	2	148	0

KUFFOUR, NANA

YEAR	TEAM	GP	GS	MIN	GLS
2004	DC	1	0	13	1

KUYKENDALL, SHAWN

YEAR	TEAM	GP	GS	MIN	GLS
2005	DC	1	0	14	0

LASSITER, ROY

YEAR	TEAM	GP	GS	MIN	GLS
1999	DC	1	1	100	0

LISI, MARK

YEAR	TEAM	GP	GS	MIN	GLS
2001	DC	3	2	191	0

LLAMOSAS, CARLOS

YEAR	TEAM	GP	GS	MIN	GLS
1997	DC	3	3	300	0
2000	DC	3	2	247	0

MAESSNER, JOHN

YEAR	TEAM	GP	GS	MIN	GLS
1996	DC	3	1	116	0
1997	DC	4	3	287	0

MARSCH, JESSE

YEAR	TEAM	GP	GS	MIN	GLS
1997	DC	2	2	153	0

MARTINEZ, GONZALO

YEAR	TEAM	GP	GS	MIN	GLS
2008	DC	4	4	345	0

MCCARTY, DAX

YEAR	TEAM	GP	GS	MIN	GLS
2011	DC	1	0	11	0

MCTAVISH, DEVON

YEAR	TEAM	GP	GS	MIN	GLS
2007	DC	1	0	45	0
2008	DC	4	4	390	0
2009	DC	5	5	450	0
2010	DC	5	5	489	0

MEDIATE, DOMENIC

YEAR	TEAM	GP	GS	MIN	GLS
2006	DC	1	1	60	0
2007	DC	1	1	90	0
2008	DC	1	0	12	0

MEDVED, SHAWN

YEAR	TEAM	GP	GS	MIN	GLS
1996	DC	2	2	148	0

MOORE, JASON

YEAR	TEAM	GP	GS	MIN	GLS
1999	DC	1	1	100	0

MOORE, JUSTIN

YEAR	TEAM	GP	GS	MIN	GLS
2007	DC	1	0	25	0

MORENO, JAIME

YEAR	TEAM	GP	GS	MIN	GLS
1996	DC	2	2	174	3
1997	DC	3	3	311	1
1999	DC	1	1	100	1
2000	DC	3	3	292	4
2001	DC	4	3	261	1
2004	DC	1	1	77	0
2005	DC	1	1	45	0
2006	DC	2	1	150	1
2008	DC	3	2	218	0
2009	DC	3	2	165	1
2010	DC	5	2	189	1

MORSINK, KURT

YEAR	TEAM	GP	GS	MIN	GLS
2010	DC	4	4	356	0
2011	DC	1	1	90	0

MUPIER, MIRA

YEAR	TEAM	GP	GS	MIN	GLS
2007	DC	1	0	32	0

NAMOFF, BRYAN

YEAR	TEAM	GP	GS	MIN	GLS
2001	DC	4	3	281	0
2003	DC	4	1	154	0
2004	DC	1	1	90	0
2005	DC	2	0	88	0
2006	DC	3	3	300	0
2008	DC	3	3	300	1
2009	DC	5	5	380	0

NAJAR, ANDY

YEAR	TEAM	GP	GS	MIN	GLS
2010	DC	4	3	315	2

NELSEN, RYAN

YEAR	TEAM	GP	GS	MIN	GLS
2001	DC	4	4	270	0
2003	DC	4	3	301	0
2011	DC	2	2	210	0

NGWENYA, JOSEPH

YEAR	TEAM	GP	GS	MIN	GLS
2011	DC	2	2	188	0

NICKELL, MATT

YEAR	TEAM	GP	GS	MIN	GLS
2006	DC	2	0	27	0

NOLLY, JAY

YEAR	TEAM	GP	GS	MIN	GLS
2007	DC	1	1	90	0

NORTH, BRAD

YEAR	TEAM	GP	GS	MIN	GLS
2007	DC	1	1	58	0

N'SILU, ANGE

YEAR	TEAM	GP	GS	MIN	GLS
2009	DC	4	4	349	1

OLSEN, BEN

YEAR	TEAM	GP	GS	MIN	GLS
2000	DC	2	1	194	0
2003	DC	2	1	121	0
2005	DC	2	1	132	0
2006	DC	3	1	149	0
2009	DC	2	2	127	0

OTERO, ANTONIO

YEAR	TEAM	GP	GS	MIN	GLS
1999	DC	1	1	55	0

PEAY, CLINT

YEAR	TEAM	GP	GS	MIN	GLS
1996	DC	3	3	225	0
1997	DC	2	2	210	0
1999	DC	1	1	100	0

ONSTAD, PAT

YEAR	TEAM	GP	GS	MIN	GLS
2011	DC	1	1	90	0

PERALTA, GONZALO

YEAR	TEAM	GP	GS	MIN	GLS
2008	DC	2	1	109	0

PERKINS, TROY

YEAR	TEAM	GP	GS	MIN	GLS
2005	DC	2	2	210	0
2006	DC	1	1	90	0
2010	DC	2	2	210	0

PETERS, ANTHONY

YEAR	TEAM	GP	GS	MIN	GLS
2009	DC	1	0	8	0

PETKE, MIKE

YEAR	TEAM	GP	GS	MIN	GLS
2003	DC	3	3	256	1
2004	DC	1	1	90	0

PONTIUS, CHRIS

YEAR	TEAM	GP	GS	MIN	GLS
2009	DC	5	3	320	2
2010	DC	2	0	80	0
2011	DC	2	0	57	0

POPE, EDDIE

YEAR	TEAM	GP	GS	MIN	GLS
1996	DC	2	2	180	1
1997	DC	2	2	210	0
1999	DC	1	1	100	0
2000	DC	2	2	114	0
2001	DC	3	3	270	1

PRESTHUS, TOM

YEAR	TEAM	GP	GS	MIN	GLS
1997	DC	2	0	2	0
1999	DC	1	1	100	0
2000	DC	2	2	202	0

PRIDEAUX, BRANDON

YEAR	TEAM	GP	GS	MIN	GLS
2003	DC	4	4	367	0
2004	DC	1	1	45	0
2005	DC	2	2	210	0
2006	DC	1	1	64	0

QUARANTA, SANTINO

YEAR	TEAM	GP	GS	MIN	GLS
2001	DC	3	3	206	1
2003	DC	1	1	90	0
2005	DC	2	2	180	0
2009	DC	2	1	127	0
2010	DC	5	2	333	1
2011	DC	1	1	90	0

QUINTANILLA, ELISEO

YEAR	TEAM	GP	GS	MIN	GLS
2003	DC	3	3	219	0

RAMMEL, STEVE

YEAR	TEAM	GP	GS	MIN	GLS
1996	DC	3	1	110	2

2012 D.C. UNITED MEDIA GUIDE

RICE, BARRY

YEAR	TEAM	GP	GS	MIN	GLS
2010	DC	3	3	300	0

RIMANDO, NICK

YEAR	TEAM	GP	GS	MIN	GLS
2004	DC	1	1	90	0
2006	DC	2	2	210	0

SANNEH, TONY

YEAR	TEAM	GP	GS	MIN	GLS
1996	DC	3	2	225	0
1997	DC	4	4	344	0

SHIPILANE, TIYI

YEAR	TEAM	GP	GS	MIN	GLS
2010	DC	1	0	4	0

SIMMS, CLYDE

YEAR	TEAM	GP	GS	MIN	GLS
2005	DC	2	1	123	0
2006	DC	3	2	204	0
2007	DC	1	1	90	0
2008	DC	4	3	345	0
2009	DC	2	1	105	1
2010	DC	4	1	185	0

SIMPSON, MARK

YEAR	TEAM	GP	GS	MIN	GLS
1996	DC	2	2	180	0
2000	DC	1	1	90	0
2001	DC	2	2	180	0

SLIVINSKI, MICHAEL

YEAR	TEAM	GP	GS	MIN	GLS
1999	DC	0	0	45	0

SONORA, DIEGO

YEAR	TEAM	GP	GS	MIN	GLS
1999	DC	1	1	51	0

STEWART, EARNIE

YEAR	TEAM	GP	GS	MIN	GLS
2003	DC	3	3	277	0

STOITCHKOV, HRISTO

YEAR	TEAM	GP	GS	MIN	GLS
2003	DC	3	0	67	0

STOKES, DAVID

YEAR	TEAM	GP	GS	MIN	GLS
2003	DC	3	3	277	0
2004	DC	1	0	45	0
2006	DC	1	0	12	0

STRATFORD, DAN

YEAR	TEAM	GP	GS	MIN	GLS
2008	DC	1	1	45	0

TALLEY, CAREY

YEAR	TEAM	GP	GS	MIN	GLS
1999	DC	1	1	100	0
2000	DC	3	3	292	0
2001	DC	4	3	284	0
2010	DC	3	2	210	0

THOMPSON, CRAIG

YEAR	TEAM	GP	GS	MIN	GLS
2008	DC	2	0	120	0

VAUDREUIL, DAVID

YEAR	TEAM	GP	GS	MIN	GLS
1997	DC	3	3	300	0
1996	DC	3	1	141	0

VIDE, JOE

YEAR	TEAM	GP	GS	MIN	GLS
2008	DC	2	1	51	0

WALKER, JAMIL

YEAR	TEAM	GP	GS	MIN	GLS
2005	DC	1	1	65	0
2006	DC	3	2	183	3

WALLACE, RODNEY

YEAR	TEAM	GP	GS	MIN	GLS
2009	DC	6	2	287	0
2010	DC	1	1	90	0

WARREN, DOUG

YEAR	TEAM	GP	GS	MIN	GLS
2003	DC	4	4	335	0

WATSON, MARK

YEAR	TEAM	GP	GS	MIN	GLS
2001	DC	1	1	90	0

WEGERLE, ROY

YEAR	TEAM	GP	GS	MIN	GLS
1997	DC	3	2	229	1

WELLS, ZACH

YEAR	TEAM	GP	GS	MIN	GLS
2008	DC	3	3	300	0

WHITE, ETHAN

YEAR	TEAM	GP	GS	MIN	GLS
2011	DC	2	2	210	0

WICKS, JOSH

YEAR	TEAM	GP	GS	MIN	GLS
2009	DC	2	1	159	0

WILLIAMS, RICHIE

YEAR	TEAM	GP	GS	MIN	GLS
1996	DC	2	2	180	0
1997	DC	3	2	262	0
2000	DC	3	3	282	0

WILSON, JOHN

YEAR	TEAM	GP	GS	MIN	GLS
2005	DC	2	1	120	0

WOLFF, JOSH

YEAR	TEAM	GP	GS	MIN	GLS
2011	DC	1	1	120	1

WOOD, A.J.

YEAR	TEAM	GP	GS	MIN	GLS
1999	DC	1	1	100	1
2000	DC	2	0	69	0
2001	DC	2	0	49	0

WOOLARD, DANIEL

YEAR	TEAM	GP	GS	MIN	GLS
2011	DC	2	2	210	1

ZAHER, MICHAEL

YEAR	TEAM	GP	GS	MIN	GLS
2008	DC	1	0	2	0

ALL-TIME INTERNATIONAL COMPETITION STATISTICS

Games in official international competitions
played while a member of D.C. United

ADDLERY, NICHOLAS

YEAR	TEAM	GP	GS	MIN	GLS
2007	DC	1	0	23	0

ADU, FREDDY

YEAR	TEAM	GP	GS	MIN	GLS
2005	DC	5	1	163	0

AGOOS, JEFF

YEAR	TEAM	GP	GS	MIN	GLS
1997	DC	3	3	270	0
1998	DC	5	5	450	0
1999	DC	2	2	180	0
2000	DC	3	3	270	0

ALAVANJA, LAZO

YEAR	TEAM	GP	GS	MIN	GLS
2002	DC	2	2	159	0

ALBRIGHT, CHRIS

YEAR	TEAM	GP	GS	MIN	GLS
1999	DC	2	1	111	0
2000	DC	2	2	180	0
2001	DC	3	1	100	0

ALEGRIA, JOSE

YEAR	TEAM	GP	GS	MIN	GLS
2000	DC	1	1	90	0
2001	DC	3	1	118	0
2002	DC	2	1	66	0

AMMANN, MIKE

YEAR	TEAM	GP	GS	MIN	GLS
2001	DC	2	2	180	0

ARMSTRONG, STEPHEN

YEAR	TEAM	GP	GS	MIN	GLS
2001	DC	1	0	90	0

AUNGER, GEOFF

YEAR	TEAM	GP	GS	MIN	GLS
1998	DC	1	0	2	0
1999	DC	1	1	90	0

BOSWELL, BOBBY

YEAR	TEAM	GP	GS	MIN	GLS
2005	DC	2	2	180	0
2007	DC	10	9	768	0

BURCH, MARC

YEAR	TEAM	GP	GS	MIN	GLS
2007	DC	4	4	333	0
2008	DC	11	8	870	0
2009	DC	3	2	210	0

BURKE, MIKE

YEAR	TEAM	GP	GS	MIN	GLS
2002	DC	1	0	21	0

CARROLL, BRIAN

YEAR	TEAM	GP	GS	MIN	GLS
2005	DC	6	6	540	0
2007	DC	9	7	594	0

CARROLL, PAT

YEAR	TEAM	GP	GS	MIN	GLS
2008	DC	3	3	270	0

CONTEH, ABDUL THOMPSON

YEAR	TEAM	GP	GS	MIN	GLS
2001	DC	3	3	242	0
2002	DC	2	2	107	0

CONVEY, BOBBY

YEAR	TEAM	GP	GS	MIN	GLS
2000	DC	3	3	270	0
2001	DC	2	2	130	0
2002	DC	1	1	90	0

COOKS, JUDAH

YEAR	TEAM	GP	GS	MIN	GLS
1999	DC	1	1	90	0
2000	DC	1	0	10	0
2001	DC	1	1	90	0

CORDEIRO, RYAN

YEAR	TEAM	GP	GS	MIN	GLS
2008	DC	6	3	256	0

CRAYTON, LOUIS

YEAR	TEAM	GP	GS	MIN	GLS
2008	DC	2	1	147	0

CROWIN, STEVE

YEAR	TEAM	GP	GS	MIN	GLS
2009	DC	1	1	90	0

CURTIS, ALI

YEAR	TEAM	GP	GS	MIN	GLS
2002	DC	1	0	28	0

DEROUX, STEPHEN

YEAR	TEAM	GP	GS	MIN	GLS
2007	DC	3	0	78	0

DENTON, ERIC

YEAR	TEAM	GP	GS	MIN	GLS
2000	DC	1	1	90	0
2001	DC	2	2	170	0

DIAZ ARCE, RAUL

YEAR	TEAM	GP	GS	MIN	GLS
1997	DC	3	3	269	1
2001	DC	1	0	90	2

DIRAIMONDO, JOHN

YEAR	TEAM	GP	GS	MIN	GLS
2009	DC	3	2	153	0

DOE, FRANCIS

YEAR	TEAM	GP	GS	MIN	GLS
2008	DC	7	5	483	4

DYACHENKO, ROD

YEAR	TEAM	GP	GS	MIN	GLS
2007	DC	4	3	182	1
2008	DC	10	7	434	2

EMILIO, LUCIANO

YEAR	TEAM	GP	GS	MIN	GLS
2007	DC	10	10	886	4
2008	DC	10	9	388	4
2009	DC	6	5	438	3

ERPEN, FACUNDO

YEAR	TEAM	GP	GS	MIN	GLS
2005	DC	2	2	180	0
2007	DC	4	4	360	1

ESKANDARIAN, ALECKO

YEAR	TEAM	GP	GS	MIN	GLS
2005	DC	4	4	308	1

ETCHEVERRY, MARCO

YEAR	TEAM	GP	GS	MIN	GLS
1997	DC	3	2	225	1
1998	DC	5	5	410	0
1999	DC	2	2	180	0
2000	DC	2	2	180	1
2001	DC	3	3	258	0
2002	DC	1	1	90	0

2012 D.C. UNITED MEDIA GUIDE

FRED

YEAR	TEAM	GP	GS	MIN	GLS
2007	DC	6	5	459	0
2008	DC	10	9	828	1
2009	DC	4	3	298	1

GALLARDO, MARCELO

YEAR	TEAM	GP	GS	MIN	GLS
2008	DC	4	4	331	0

GARLICK, SCOTT

YEAR	TEAM	GP	GS	MIN	GLS
1997	DC	2	2	180	0
1998	DC	3	3	270	0

GOMEZ, CHRISTIAN

YEAR	TEAM	GP	GS	MIN	GLS
2005	DC	6	6	466	2
2007	DC	10	9	815	4
2009	DC	5	3	299	4

GOODLETT, RAY

YEAR	TEAM	GP	GS	MIN	GLS
2001	DC	1	0	10	0

GORI, MARIO

YEAR	TEAM	GP	GS	MIN	GLS
1997	DC	2	2	147	0

GROS, JOSH

YEAR	TEAM	GP	GS	MIN	GLS
2005	DC	6	5	473	1
2007	DC	10	9	773	0

GUERRERO, IVAN

YEAR	TEAM	GP	GS	MIN	GLS
2008	DC	2	2	180	0

GUPPY, STEVE

YEAR	TEAM	GP	GS	MIN	GLS
2005	DC	2	1	94	0

HABURUGIRA, DAVID

YEAR	TEAM	GP	GS	MIN	GLS
2009	DC	3	3	229	0

HARKES, JOHN

YEAR	TEAM	GP	GS	MIN	GLS
1997	DC	2	2	180	0
1998	DC	5	5	450	0

IROHA, BEN

YEAR	TEAM	GP	GS	MIN	GLS
1997	DC	2	1	116	1

JACOBSON, ANDREW

YEAR	TEAM	GP	GS	MIN	GLS
2009	DC	6	5	429	0

JAKOVIC, DEJAN

YEAR	TEAM	GP	GS	MIN	GLS
2009	DC	4	2	165	0

JAMES, JULIUS

YEAR	TEAM	GP	GS	MIN	GLS
2009	DC	6	6	528	0

JANICKI, GREG

YEAR	TEAM	GP	GS	MIN	GLS
2008	DC	4	4	338	1
2009	DC	2	2	180	0

JOHN, AVERY

YEAR	TEAM	GP	GS	MIN	GLS
2009	DC	6	6	540	0

KAMLER, BRIAN

YEAR	TEAM	GP	GS	MIN	GLS
1997	DC	2	0	16	0
1998	DC	3	3	270	0
2001	DC	4	4	315	0

KELDERMAN, KRIS

YEAR	TEAM	GP	GS	MIN	GLS
1997	DC	1	1	45	0

KHUMALO, THABISO

YEAR	TEAM	GP	GS	MIN	GLS
2008	DC	5	3	279	0
2009	DC	2	2	135	2

KIRK, QUAVAS

YEAR	TEAM	GP	GS	MIN	GLS
2008	DC	5	3	276	0

KOCIC, MILOS

YEAR	TEAM	GP	GS	MIN	GLS
2009	DC	3	3	270	0

KOVALENKO, DEMA

YEAR	TEAM	GP	GS	MIN	GLS
2005	DC	2	2	180	0

KPENE, GUY-ROLAND

YEAR	TEAM	GP	GS	MIN	GLS
2007	DC	3	0	93	0

LASSITER, ROY

YEAR	TEAM	GP	GS	MIN	GLS
1998	DC	5	5	448	6
1999	DC	2	2	109	0

LISI, MARK

YEAR	TEAM	GP	GS	MIN	GLS
2001	DC	2	1	113	2
2002	DC	2	2	180	1

LLAMOSA, CARLOS

YEAR	TEAM	GP	GS	MIN	GLS
1997	DC	2	1	105	0
1998	DC	5	3	284	0
1999	DC	2	2	180	0
2000	DC	3	3	270	0

MAESSNER, JOHN

YEAR	TEAM	GP	GS	MIN	GLS
1997	DC	2	2	109	0
1999	DC	2	2	148	0

MARSCH, JESSE

YEAR	TEAM	GP	GS	MIN	GLS
1997	DC	1	0	1	0

MARTINEZ, GONZALO

YEAR	TEAM	GP	GS	MIN	GLS
2008	DC	12	11	986	0

MCKINLEY, IVAN

YEAR	TEAM	GP	GS	MIN	GLS
2002	DC	2	2	147	0

MCTAVISH, DEVON

YEAR	TEAM	GP	GS	MIN	GLS
2007	DC	8	7	631	0
2008	DC	12	11	904	3
2009	DC	7	6	518	0

MEDIATE, DOMENIC

YEAR	TEAM	GP	GS	MIN	GLS
2007	DC	1	0	2	0
2008	DC	2	0	16	0

MILLER, RYAN

YEAR	TEAM	GP	GS	MIN	GLS
2008	DC	3	2	187	0

MOORE, JASON

YEAR	TEAM	GP	GS	MIN	GLS
1999	DC	1	1	90	0

MOOSE, JUSTIN

YEAR	TEAM	GP	GS	MIN	GLS
2007	DC	2	0	16	0

MORENO, JAIME

YEAR	TEAM	GP	GS	MIN	GLS
1997	DC	2	1	135	0
1998	DC	5	5	391	0
1999	DC	2	2	180	1
2000	DC	1	1	62	0
2001	DC	2	2	179	1
2005	DC	6	6	538	1
2007	DC	8	7	512	1
2008	DC	5	5	366	0
2009	DC	5	4	233	2

NAMOFF, BRYAN

YEAR	TEAM	GP	GS	MIN	GLS
2001	DC	4	2	216	0
2002	DC	2	0	78	0
2005	DC	4	4	360	0
2007	DC	9	7	647	0
2008	DC	10	10	841	0
2009	DC	2	1	120	0

NELSEN, RYAN

YEAR	TEAM	GP	GS	MIN	GLS
2001	DC	4	3	315	0
2002	DC	1	1	90	0

NIELL, FRANCO

YEAR	TEAM	GP	GS	MIN	GLS
2008	DC	4	2	252	1

NOLLY, JAY

YEAR	TEAM	GP	GS	MIN	GLS
2007	DC	1	0	23	0

N'SILU, ANGE

YEAR	TEAM	GP	GS	MIN	GLS
2009	DC	1	1	40	0

OLSEN, BEN

YEAR	TEAM	GP	GS	MIN	GLS
1998	DC	5	5	450	2
1999	DC	3	2	225	0
2000	DC	3	2	225	0
2005	DC	6	6	488	0
2007	DC	10	9	852	1
2009	DC	3	3	285	0

ONALFO, CURT

YEAR	TEAM	GP	GS	MIN	GLS
1999	DC	1	1	90	0

OTERO, ANTONIO

YEAR	TEAM	GP	GS	MIN	GLS
1999	DC	1	1	90	1

PEAY, CLINT

YEAR	TEAM	GP	GS	MIN	GLS
1997	DC	1	1	75	0

PERALTA, GONZALO

YEAR	TEAM	GP	GS	MIN	GLS
2008	DC	5	4	389	0

PERKINS, TROY

YEAR	TEAM	GP	GS	MIN	GLS
2007	DC	10	10	877	0

PETKE, MIKE

YEAR	TEAM	GP	GS	MIN	GLS
2005	DC	4	4	338	0

PONTIUS, CHRIS

YEAR	TEAM	GP	GS	MIN	GLS
2009	DC	7	5	426	2

POPE, EDDIE

YEAR	TEAM	GP	GS	MIN	GLS
1997	DC	2	1	121	0
1998	DC	5	5	450	2
1999	DC	2	2	159	0
2000	DC	2	2	135	0
2001	DC	2	2	180	0
2002	DC	2	2	180	1

PRESTHUS, TOM

YEAR	TEAM	GP	GS	MIN	GLS
1997	DC	1	1	90	0
1998	DC	2	2	180	0
1999	DC	2	2	180	0
2000	DC	1	1	90	0

PRIDEAUX, BRANDON

YEAR	TEAM	GP	GS	MIN	GLS
2002	DC	2	2	180	0
2005	DC	4	3	273	0

QUARANTA, SANTINO

YEAR	TEAM	GP	GS	MIN	GLS
2001	DC	4	3	269	0
2002	DC	2	2	159	0
2005	DC	4	2	186	0
2008	DC	6	3	316	0
2009	DC	4	2	178	0

REYES, MILTON

YEAR	TEAM	GP	GS	MIN	GLS
2002	DC	1	1	90	0

RIMANDO, NICK

YEAR	TEAM	GP	GS	MIN	GLS
2002	DC	2	2	180	0
2005	DC	6	6	540	0

SANNEH, TONY

YEAR	TEAM	GP	GS	MIN	GLS
1997	DC	3	3	270	0
1998	DC	2	2	171	1

SHIPALANE, TIVISELANI

YEAR	TEAM	GP	GS	MIN	GLS
2009	DC	3	0	43	0

SIMMONDS, GREGORY

YEAR	TEAM	GP	GS	MIN	GLS
2000	DC	2	1	73	0

SIMMS, CLYDE

YEAR	TEAM	GP	GS	MIN	GLS
2005	DC	3	0	34	0
2007	DC	8	6	578	1
2008	DC	11	10	834	0
2009	DC	5	4	326	0

SIMPSON, MARK

YEAR	TEAM	GP	GS	MIN	GLS
1999	DC	1	1	90	0
2000	DC	2	2	180	0
2001	DC	2	2	180	0

SLIVINSKI, MIKE

YEAR	TEAM	GP	GS	MIN	GLS
1998	DC	1	0	40	0
1999	DC	1	1	90	0

SONORA, DIEGO

YEAR	TEAM	GP	GS	MIN	GLS
1999	DC	2	2	180	0

STOKES, DAVID

YEAR	TEAM	GP	GS	MIN	GLS
2005	DC	3	3	270	0

STRATFORD, DAN

YEAR	TEAM	GP	GS	MIN	GLS
2008	DC	1	0	9	0

SZETELA, DANNY

YEAR	TEAM	GP	GS	MIN	GLS
2009	DC	5	3	270	0

TALLEY, CAREY

YEAR	TEAM	GP	GS	MIN	GLS
1998	DC	3	2	200	0
1999	DC	3	2	212	1
2000	DC	3	3	270	1
2001	DC	3	3	270	2

THOMPSON, CRAIG

YEAR	TEAM	GP	GS	MIN	GLS
2008	DC	8	8	699	0

THORPE, JAMES

YEAR	TEAM	GP	GS	MIN	GLS
2008	DC	1	1	31	0

VAN SICKLEN, NICK

YEAR	TEAM	GP	GS	MIN	GLS
2005	DC	2	2	122	0

VANNEY, GREG

YEAR	TEAM	GP	GS	MIN	GLS
2007	DC	3	3	225	0

VAUDREUIL, DAVID

YEAR	TEAM	GP	GS	MIN	GLS
1997	DC	3	3	256	0

VAUGHN, LAWSON

YEAR	TEAM	GP	GS	MIN	GLS
2009	DC	2	2	160	0

VERMILLION, SCOTT

YEAR	TEAM	GP	GS	MIN	GLS
2001	DC	2	2	158	0

VIDE, JOE

YEAR	TEAM	GP	GS	MIN	GLS
2008	DC	3	2	138	0

WALKER, JAMIL

YEAR	TEAM	GP	GS	MIN	GLS
2005	DC	5	1	149	2
2007	DC	4	0	93	0

2012 D.C. UNITED MEDIA GUIDE

WALLACE, RODNEY

YEAR	TEAM	GP	GS	MIN	GLS
2009	DC	7	5	480	0

WATSON, MARK

YEAR	TEAM	GP	GS	MIN	GLS
2000	DC	2	1	135	0
2001	DC	2	2	180	0

WEGERLE, ROY

YEAR	TEAM	GP	GS	MIN	GLS
1997	DC	1	1	90	0

WELLS, ZACH

YEAR	TEAM	GP	GS	MIN	GLS
2008	DC	11	11	990	0

WILLIAMS, RICHIE

YEAR	TEAM	GP	GS	MIN	GLS
1997	DC	3	3	270	0
1998	DC	5	5	450	0
1999	DC	2	2	180	0
2000	DC	3	3	270	0
2002	DC	1	1	90	0

WILSON, JOHN

YEAR	TEAM	GP	GS	MIN	GLS
2005	DC	2	0	37	0

WOOD, A.J.

YEAR	TEAM	GP	GS	MIN	GLS
1998	DC	2	0	34	2
1999	DC	2	1	116	1
2000	DC	2	2	170	0
2001	DC	1	0	1	0

ZAHER, MIKE

YEAR	TEAM	GP	GS	MIN	GLS
2008	DC	4	3	284	0

ZIADIE, CRAIG

YEAR	TEAM	GP	GS	MIN	GLS
2001	DC	2	1	112	0
2002	DC	1	0	45	0

ALL-TIME PLAYER REGISTER

ADAMS, LYLE | D #20

Acquired: March 17, 2010 signed
Departed: April 30, 2010 released

ADDLERY, NICHOLAS | F #33

Acquired: April 24, 2007 signed
Departed: Dec. 31, 2007 contract option not exercised

ADU, FREDDY | M #9

Acquired: Jan. 16, 2004 selected in the first round (1st overall) in 2004 MLS SuperDraft
Departed: Dec. 11, 2006 traded to Real Salt Lake for Jay Nolly and player allocation

AGOOS, JEFF | D #12

Acquired: Dec. 8, 1995 allocated as second marquee player
Departed: Feb. 4, 2001 traded to San Jose for Abdul Conte and number 8 & 10 picks in 2001 SuperDraft

ALAVANJA, LAZO | M #6

Acquired: Jan. 11, 2002 selected in the first round of the 2002 MLS Dispersal Draft (3rd overall)
Departed: Nov. 4, 2002 waived

ALBRIGHT, CHRIS | F #17, 11

Acquired: July 17, 1999 from Miami Fusion for Brian Kamler and future considerations
Departed: Jan. 11, 2002 traded to L.A. Galaxy for first and second-round picks in 2002 SuperDraft

ALEGRIA, JOSE | M #13

Acquired: Oct. 2000 allocated as a junior international
Departed: March 1, 2004 waived

ALLEN, ELY | M #20

Acquired: July 24, 2009 signed
Departed: Nov. 30, 2009 waived

ALLSOPP, DANNY | F #9

Acquired: Jan. 18, 2010 signed
Departed: Nov. 15, 2010 released

AMMANN, MIKE | GK #1

Acquired: Feb. 4, 2001 from NY/NJ along with 15th overall pick in 2001 SuperDraft for Richie Williams and an allocation
Departed: Dec. 3, 2002 retired

ARA, KEVIN | M #6

Acquired: Jan. 16, 2004 selected in the third round (24th overall) of the 2004 MLS SuperDraft
Departed: Nov. 19, 2004 selected by Real Salt Lake in the 2004 MLS Expansion Draft

ARENA, KENNY | D #15

Acquired: Feb. 4, 2005 from MetroStars in exchange for future considerations
Departed: Nov. 15, 2005 waived

ARGUEZ, BRYAN | M #3

Acquired: Jan. 12, 2007 selected in the first round (11th overall) of the 2007 MLS SuperDraft
Departed: Jan. 29, 2008 transferred to Hertha Berlin of the German Bundesliga

ARMSTRONG, STEPHEN | D/M #29

Acquired: Feb. 6, 2000 second-round pick in 2000 MLS SuperDraft (13th overall)
Departed: Jan. 11, 2002 traded to KC Wizards for defender Brandon Prideaux

AUNGER, GEOFF | D #5

Acquired: Feb. 1 1998 selected in the first round of the 1998 Supplemental Draft (6th overall)
Departed: Feb. 5, 2001 traded to Colorado Rapids for 18th pick in 2001 SuperDraft

BARCLAY, DEVIN | M #19

Acquired: Feb. 11, 2003 from San Jose in exchange for a conditional pick in the 2005 MLS SuperDraft
Departed: Jan. 30, 2004 traded to Columbus Crew for future considerations

BARKLAGE, BRANDON | M #24

Acquired: Jan. 15, 2009 selected in the third round (36th overall) of the 2009 MLS SuperDraft
Departed: Nov. 2, 2010 waived

BARLOW, JEREMY | M #13

Acquired: March 17, 2008 from Houston in exchange for a third-round pick in the 2009 MLS Supplemental Draft
Departed: Aug. 1, 2008 waived

BATES, BRIAN | D #17

Acquired: Jan. 16, 1999 from Dallas Burn for second-round pick in 1999 College Draft
Departed: May 26, 2000 waived

BAUMSTARK, CLINT | G #28

Acquired: Nov. 1, 2003 acquired for the 2003 postseason
Departed: Nov. 20 2003 waived

BOSKOVIC, BRANKO | M #8

Acquired: June 14, 2010 signed as a Designated Player

BOSWELL, BOBBY | D #32

Acquired: March 8, 2005 signed to a developmental contract
Departed: Dec. 12, 2007 traded to Houston Dynamo for goalkeeper Zach Wells and a conditional pick in the 2009 MLS SuperDraft

BRASESCO, RODRIGO | D #3

Acquired: Jan. 10, 2011 signed on loan from Racing Club of the Uruguayan Primera Division
Departed: June 14, 2011 waived

BRETTSCHNEIDER, BLAKE | F #11

Acquired: Jan. 18, 2011 selected 21st overall in the 2011 MLS Supplemental Draft
Departed: Feb. 3, 2012 waived

BURCH, MARC | D #4

Acquired: April 4, 2007 from the Columbus Crew in exchange for a third-round 2008 Supplemental Draft pick
Departed: Dec. 12, 2011 selected by Seattle Sounders FC in MLS Re-Entry Draft

BURKE, MIKE | F #27

Acquired: Feb. 6, 2000 selected in the fourth round of the 2000 SuperDraft (41st overall)
Departed: May 26, 2000 waived
Re-Acquired: March 4, 2002 called up from Richmond Kickers
Departed: March 8, 2002 waived

CANNON, G.R. | D #31

Acquired: July 24, 2004 called up from Northern Virginia Royals
Departed: Aug. 2, 2005 waived

CARE, DANNY | D #25

Acquired: Feb. 1, 1998 selected in the first round of the 1998 Supplemental Draft (9th overall)
Departed: Oct. 30, 1998 waived

CARREIRO, JUNIOR | M #30

Acquired: Sept. 15, 2010 signed
Departed: June 29, 2011 waived

2012 D.C. UNITED MEDIA GUIDE

CARROLL, BRIAN | M #16

Acquired: Jan. 17, 2003 selected in the second round of 2003 MLS SuperDraft (11th overall)
Departed: Nov. 21, 2007 taken in 2007 MLS Expansion Draft by the San Jose Earthquakes

CARROLL, JEFF | D/M #24

Acquired: Jan. 20, 2006 selected in the fourth round of the 2006 MLS SuperDraft (39th overall)
Departed: Dec. 1, 2008 waived

CARROLL, PAT | D #21

Acquired: March 3, 2008 signed to developmental roster
Departed: Dec. 31, 2008 contract option not exercised

CARVALLO, JOSE | GK #12

Acquired: Jan. 28, 2008 from Universitario de Deportes (Peru)
Departed: July 17, 2008 waived

CASAL, KASALI YINKA | M #6

Acquired: Feb. 2, 2007 signed via discovery
Departed: July 2, 2007 released

CASTILLO, CHRISTIAN | M #12

Acquired: Dec. 18, 2009 signed
Departed: June 29, 2010 released

CAUSEY, JEFF | GK #26

Acquired: Feb. 6, 1996 acquired from Kansas City for Garth Lagerway
Departed: June 27, 1997 waived

CERRITOS, RONALD | F #20

Acquired: Aug. 19, 2003 from Dallas Burn in exchange for Ali Curtis and first and sixth-round draft picks in the 2004 Major League Soccer SuperDraft.
Departed: June 21, 2004 released

CONTEH, ABDUL THOMPSON | M #20

Acquired: Feb. 4, 2001 from San Jose in exchange for Jeff Agoos and two first-round picks in the 2001 MLS SuperDraft (8th and 10th overall)
Departed: May 8, 2002 waived

CONVEY, BOBBY | F #30,15

Acquired: Feb. 6, 2000 selected in the first round of the 2000 SuperDraft (12th overall)
Departed: July 22, 2004 signed with Reading (England)

COOKS, JUDAH | D #6, 33

Acquired: Jan. 26, 1998 allocated as developmental player from University of Maryland
Departed: May 4, 2001 waived

COOKS, MICAH | M #33

Acquired: Feb. 6, 2000 selected in the fifth round of the 2000 SuperDraft (60th overall)
Departed: Nov. 15, 2001 waived

CORDEIRO, RYAN | M #22

Acquired: Jan. 18, 2008 selected in the third round of the 2008 SuperDraft (33rd overall)
Departed: Dec. 31, 2008 contract option not exercised

CRAWLEY, BEN | F #22

Acquired: Feb. 7, 1996 selected in the tenth round of the 1996 MLS Draft (100th overall)
Departed: June 30, 1996 waived

CRAYTON, LOUIS | GK #27

Acquired: Aug. 15, 2008 signed from FC Basel (Switzerland)
Departed: June 25, 2009 released

CRISTMAN, ADAM | F #7

Acquired: Feb. 3, 2010 acquired from Kansas City in exchange for an international roster spot
Departed: Jan. 10, 2011 traded to L.A. Galaxy in exchange for first-round Supplemental Draft selection

CRONIN, STEVE | GK #29

Acquired: Oct. 12, 2009 acquired on loan
Departed: Oct. 25, 2009 loan ended

CROWE, SHAWN | GK #40

Acquired: Jan. 18, 2007 selected in the first round of the 2007 MLS Supplemental Draft (11th overall)
Departed: Nov. 28, 2007 waived

CRUZ, ARNOLD | D #3

Acquired: April 11, 1997 allocated from Atletico Morelia (Mexico)
Departed: May 15, 1997 traded to San Jose for Ben Iroha

CRUZ, DANNY | M #2

Acquired: Jan. 20, 2012 from Houston Dynamo in exchange for a partial allocation

CURTIN, JEFF | D

Acquired: April 17, 2008 signed to developmental roster
Departed: May 28, 2008 retired

CURTIS, ALI | F #28, 17

Acquired: March 12, 2002 from Dallas in exchange for a third-round pick in the 2003 MLS SuperDraft.
Departed: Aug. 19, 2003 traded to Dallas with United's first and sixth-round selections in the 2004 MLS SuperDraft in exchange for Ronald Cerritos and salary budget considerations

DA LUZ, AUSTIN | M #3

Acquired: July 16, 2011 from New York Red Bulls in exchange for an international roster spot
Departed: Dec. 31, 2011 contract option not exercised

DAVIES, CHARLIE | F #9

Acquired: Feb. 15, 2011 signed on season loan from Sochaux (France)
Departed: Dec. 11, 2011 declined to purchase contract

DE ROSARIO, DWAYNE | M/F #7

Acquired: June 27, 2011 from New York Red Bulls in exchange for Dax McCarty

DELEON, NICK | M #18

Acquired: Jan. 12, 2012 selected in the first round (7th overall) of 2012 MLS SuperDraft

DENTON, ERIC | D #31, 27

Acquired: Feb. 6, 2000 selected in the second round of the 2000 MLS SuperDraft (19th overall)
Departed: July 28, 2001 traded to Tampa Bay in exchange for defender Scott Vermillion

DEROUX, STEPHEN | D #21

Acquired: March 15, 2006 signed to developmental roster
Departed: Dec. 31, 2007 contract option not exercised

DIAZ ARCE, RAUL | F #21

Acquired: Selected in the first round of the 1996 MLS Draft (10th overall)
Departed: Feb. 4, 1998 traded to New England with third-round pick in 1999 College Draft for first-round pick in 1999 Supplemental Draft and first & second-round picks in 1999 College Draft
Re-Acquired: May 26, 2000 acquired from Tampa Bay for John Maessner, two 2001 first-round draft picks and a second-round 2002 draft pick
Departed: June 8, 2001 traded to Colorado for conditional draft pick

DIRAIMONDO, JOHN | M #6

Acquired: March 27, 2009 via waiver draft
Departed: March 22, 2010 waived

DOE, FRANCIS | F #30

Acquired: April 22, 2008 acquired off waivers from New York
Departed: April 23, 2009 waived

DONNET, MATIAS | M #7

Acquired: Aug. 26, 2006 signed MLS contract
 Departed: Dec. 31, 2006 contract option not exercised

DUDAR, EMILIANO | D #19

Acquired: Jan. 25, 2012 signed

DYACHENKO, ROD | M #15

Acquired: Jan. 20, 2006 selected in the third round of the 2006 MLS Draft (31st overall)
 Departed: Nov. 17, 2006 selected by Toronto FC in 2006 MLS Expansion Draft
 Re-Acquired: Feb. 1, 2007 acquired from Toronto FC for a first-round selection in 2008 MLS SuperDraft
 Departed: Dec. 31, 2008 contract option not exercised

EMILIO, LUCIANO | F #11

Acquired: Jan. 16, 2007 signed from C.D. Olimpia (Honduras)
 Departed: Dec. 31, 2009 contract option not exercised

ERPEN, FACUNDO | D #5

Acquired: Aug. 10, 2005 signed as youth international
 Departed: June 29, 2007 traded to the Colorado Rapids in exchange for defender Greg Vanney

ESKANDARIAN, ALECKO | F #11

Acquired: Selected in the first round of the 2003 MLS SuperDraft (1st overall)
 Departed: Dec. 22, 2006 traded to Toronto FC for a partial allocation

ETCHEVERRY, MARCO | M #10

Acquired: Feb. 2, 1996 allocated (acquired from America Cali – Colombia/first division)
 Departed: Jan. 21, 2004 retired from Major League Soccer

FAZLAGIC, SAID | D #3

Acquired: Selected in the eleventh round of the 1996 MLS Draft (110th overall)
 Departed: April 16, 1996 waived

FILOMENO, LUCIO | F #7

Acquired: Oct. 15, 2005 as a senior developmental player
 Departed: June 29, 2006 released in order to join Argentina First Division club Nueva Chicago

FRED | M #7

Acquired: Mar. 29, 2007 signed from Melbourne Victory (Australia)
 Departed: Jan. 13, 2010 traded with a 2010 first round SuperDraft selection (7th overall) and allocation money traded to Philadelphia in exchange for Union selection in the allocation order
 Re-acquired: February, 18, 2011 from New England Revolution in exchange for a natural 2013 SuperDraft second round pick.
 Departed: July 20, 2011 free transfer to Melbourne Heart (Australia)

GALLARDO, MARCELO | M #10

Acquired: Jan. 28, 2008 signed as Designated Player
 Departed: Jan. 30, 2009 released

GARLICK, SCOTT | GK #1

Acquired: March 28, 1997 on loan from Carolina Dynamo
 Departed: Jan. 19, 1999 traded to Tampa Bay Mutiny

GEDDES, JORGE | GK #1

Acquired: June 20, 2003 goalkeeper Jorge Geddes signed to developmental contract
 Departed: Nov. 1, 2003 waived

GELNOVATCH, GEORGE | D #25

Acquired: June 19, 1996 on loan from Hampton Roads Mariners
 Departed: June 30, 1996 returned to Hampton Roads Mariners

GOMEZ, CHRISTIAN | M #10

Acquired: Aug. 14, 2004 signed from Arsenal de Sarandi of the Argentine First Division
 Departed: Feb. 8, 2008 rights traded to Colorado Rapids for 2009 MLS SuperDraft first-round pick and future considerations
 Re-Acquired: Feb. 9, 2009 from the Colorado Rapids, along with Mike Graczyk and an international roster spot in exchange for a Ivan Guerrero, a Designated Player roster spot and a first-round pick in the 2010 MLS SuperDraft
 Departed: Dec. 31, 2009 contract option not exercised

GOODLETT, RAY | D #24

Acquired: April 12, 2000 from Hershey Wildcats
 Departed: May 4, 2001 waived

GORI, MARIO | D #11

Acquired: March 4, 1996 selected in the first round of the 1996 Supplemental Draft (8th overall)
 Departed: Dec. 5, 1998 traded to Miami Fusion for second-round pick 1999 college draft and first-round pick in 2000 College Draft

GRAYE, JORDAN | D #16

Acquired: April 14, 2010 signed
 Departed: November 24, 2010 selected in the 2010 MLS Expansion Draft by the Portland Timbers

GROS, JOSH | M #17

Acquired: Jan. 16, 2004 selected in the fourth round (34th overall) of the 2004 MLS SuperDraft
 Departed: Dec. 31, 2007 contract option not exercised

GUERRERO, IVAN | M #12

Acquired: July 31, 2008 acquired from San Jose Earthquakes for partial allocation
 Departed: Feb. 9, 2009 traded to Colorado Rapids, along with a Designated Player roster spot and a first-round pick in the 2010 MLS SuperDraft, in exchange for Christian Gomez, Mike Graczyk and an international roster spot

GUPPY, STEVE | M #7

Acquired: March 6, 2005 signed as a senior international player
 Departed: Aug. 1, 2005 released

HABARUGIRA, DAVID | D #23

Acquired: Aug. 14, 2009 signed
 Departed: Dec. 31, 2009 contract option not exercised

HAMID, BILL | GK #23

Acquired: Sept. 2, 2009 signed as Homegrown Player from D.C. United Academy

HARKES, JOHN | M #6

Acquired: Oct. 17, 1995 allocated from Derby County (England)
 Departed: Feb. 2, 1999 traded to New England Revolution for first and second-round pick in 2000 College Draft

HARRISON, CHASE | GK #40

Acquired: Sept. 10, 2010 called up from League goalkeeper pool
 Departed: Feb. 24, 2011 released

HAYES, DAVID | F #21, 20

Acquired: Feb. 7, 1999 selected in the third round of the 1999 College Draft (35th overall)
 Departed: Nov. 1, 2000 waived

HENDRICKSON, EZRA | D #5

Acquired: June 23, 2004 signed
 Departed: Nov. 19, 2004 selected by Chivas USA in the 2004 MLS Expansion Draft (5th overall)

HERNANDEZ, PABLO | F #21

Acquired: June 28, 2010 signed
 Departed: Jan. 7, 2011 released

2012 D.C. UNITED MEDIA GUIDE

HUWILER, MIKE | M #18

Acquired: March 8, 1995 signed as Discovery Player
Departed: Nov. 7, 1996 waived

IMLER, ERIK | D #5

Acquired: Feb. 6, 1996 selected in the third round of the 1996 MLS Player Draft (30th overall)
Departed: April 15, 1997 waived

IROHA, BEN | D #5, 3

Acquired: May 15, 1997 from San Jose Earthquakes in exchange for Arnold Cruz and first-round pick in 1998 College Draft
Departed: Dec. 31, 1997 contract option not exercised

IVANOV, GALIN | D #3

Acquired: Jan. 28, 2003 allocated (acquired from CSKA Sofia – Bulgaria/1)
Departed: Jan. 30, 2004 contract option not exercised

JACOBSON, ANDREW | M #8

Acquired: Jan. 18, 2008 selected in the second round of the 2008 MLS SuperDraft (24th overall)
Departed: Nov. 25, 2009 selected by the Philadelphia Union in the MLS Expansion Draft

JAKOVIC, DEJAN | D #5

Acquired: Feb. 27, 2009 signed from Red Star Belgrade (Serbia).

JAMES, JULIUS | D #2

Acquired: Aug. 14, 2009 from Houston Dynamo in exchange for third-round pick in 2012 MLS SuperDraft
Departed: Feb. 17, 2011 waived

JANICKI, GREG | D #16

Acquired: Sept. 12, 2008 acquired on loan from Pittsburgh Riverhounds (USL-2).
Departed: Nov. 30, 2009 waived

JOHN, AVERY | D #3

Acquired: April 23, 2009 signed after his rights were acquired from the New England Revolution in exchange for a conditional pick in the MLS SuperDraft
Departed: Dec. 31, 2009 contract option not exercised

KAMLER, BRIAN | M #8

Acquired: Selected in the sixth round of the 1996 MLS Draft (60th overall)
Departed: July 19, 1999 traded to Miami Fusion for John Maessner
Re-Acquired: Feb. 3, 2002 from Miami Fusion in exchange for Carlos Llamosa and first-round pick (4th overall) in 2001 SuperDraft
Departed: Feb. 10, 2002 traded to MetroStars for Richie Williams

KELDERMAN, KRIS | M #7

Acquired: Feb. 7, 1996 selected in the eighth round of the 1996 MLS Draft (80th overall)
Departed: Nov. 9, 1997 selected by Miami Fusion in Expansion Draft

KHUMALO, THABISO | F #17

Acquired: Sept. 12, 2008 signed
Departed: July 27, 2010 waived

KING, STEPHEN | M #20

Acquired: April 30, 2010 from Seattle Sounders FC in exchange for a second-round 2011 MLS SuperDraft pick

KIRK, QUAVAS | M #5

Acquired: Feb. 15, 2008 from Los Angeles Galaxy in exchange for Greg Vanney
Departed: Dec. 31, 2008 contract option not exercised

KITCHEN, PERRY | D/M #23

Acquired: Jan. 13, 2011 selected in the first round (3rd overall) of 2011 MLS SuperDraft

KOCIC, MILOS | GK #1

Acquired: Jan. 15, 2009 selected in the second round of the 2009 MLS SuperDraft (21st overall)
Departed: Feb. 18, 2010 waived

KORB, CHRIS | D #22

Acquired: Jan. 13, 2011 selected in the second round (31st overall) of 2011 MLS SuperDraft

KOROMA, IBRAHIM | D #8

Acquired: Sept. 12, 2008 signed to developmental contract
Departed: Dec. 31, 2008 contract option not exercised

KOVALENKO, DEMA | M #6, 21

Acquired: Dec. 26, 2002 from Chicago in exchange for Justin Mapp
Departed: Aug. 10, 2006 traded to New York along with Shawn Kuykendall for partial allocation

KPENE, GUY-ROLAND | F #20

Acquired: Jan. 18, 2007 selected in the third round (37th overall) of the 2007 MLS Supplemental Draft
Departed: March 28, 2008 waived

KUFFOUR, NANA | F #24

Acquired: July 13, 2004 signed to developmental contract
Departed: Nov. 15, 2005 waived

KUYKENDALL, SHAWN | M #28

Acquired: Selected in the fourth round (48th overall) of the 2005 Supplemental Draft
Departed: March 3, 2006 waived

LASSITER, ROY | F #15, 27

Acquired: April 27, 1998 from Tampa Bay in trade for Roy Wegerle
Departed: Nov. 26, 1999 traded to Miami Fusion to complete Maessner acquisition
Re-Acquired: June 18, 2002 claimed off waivers from the Kansas City Wizards
Departed: Nov. 4, 2002 waived

LAWSON, TIM | M #27

Acquired: Aug. 18, 2004 signed
Departed: April 4, 2005 waived

LEE, THOR | D #20

Acquired: Feb. 6, 1996 selected in the fifth round of the 1996 MLS Draft (50th overall)
Departed: April 16, 1996 waived

LISI, MARK | M #17, 11

Acquired: Feb. 6, 2001 selected in the first round of the 2001 SuperDraft (3rd overall)
Departed: May 9, 2002 traded to the MetroStars along with Craig Ziadie for Petter Villegas and Orlando Perez

LLAMOSA, CARLOS | D #18

Acquired: Feb. 2, 1997 selected in the first round of the 1997 Supplemental Draft (8th overall)
Departed: Feb. 3, 2001 traded to Miami Fusion for Brian Kalmer and the 4th overall pick in the 2001 MLS SuperDraft

LUDWIG, DENNIS | F #24

Acquired: Feb. 10, 2002 fourth-round pick in 2002 SuperDraft (40th overall)
Departed: Aug. 8, 2002 waived

MAESSNER, JOHN | M #19, 20

Acquired: May 13, 1996 signed from F.C. Saarbruecken (Germany)
Departed: May 26, 2000 traded to Tampa Bay Mutiny for Raul Diaz Arce

MAPP, JUSTIN | M #21

Acquired: Feb. 10, 2002 selected in the first round of the 2002 SuperDraft (4th overall)
Departed: Dec. 26, 2002 traded to the Chicago Fire for Dema Kovalenko

MARCOULLIER, PAUL | GK #26

Acquired: Aug. 29, 2000 called up from Northern Virginia Royals

Departed: Aug. 31, 2000 returned to Northern Virginia Royals

MARINO, PETE | F #11

Acquired: May 26, 2000 signed

Departed: Nov. 1, 2001 waived

MARSCH, JESSE | M #15

Acquired: March 4, 1996 selected in the third round of the 1996 College Draft (21st overall)

Departed: Jan. 6, 1998 traded to Chicago Fire for A.J. Wood and 2nd pick in 1998 College Draft

MARTINEZ, GONZALO | D #23

Acquired: Jan. 23, 2008 acquired from CD Los Millonarios

Departed: Dec. 31, 2008 contract option not exercised

MARTINS, THIAGO | F #19

Acquired: Sept. 11, 2003 from Pittsburgh Riverhounds

Departed: Nov. 19, 2004 drafted by Chivas USA in Expansion Draft (17th overall)

MCCARTY, DAX | M #10

Acquired: Nov. 23, 2010 from Portland Timbers in exchange for Rodney Wallace and a 2011 MLS SuperDraft fourth-round selection

Departed: June 27, 2011 traded to New York Red Bulls for Dwayne De Rosario

MCDONALD, BRANDON | D #2, #4

Acquired: June 27, 2011 from San Jose Earthquakes in exchange for allocation money

MCGINTY, MIKE | GK #22

Acquired: Feb. 10, 2002 second-round pick in 2002 SuperDraft (24th overall)

Departed: Nov. 4, 2002 waived

MCINTOSH, RYAN | GK #30

Acquired: March, 29, 2006 signed

Departed: Dec. 31, 2006 contract option not exercised

MCKINLEY, IVAN | D #8

Acquired: Feb. 14, 2002 selected in the 2002 MLS Waiver Draft

Departed: Jan. 29, 2003 released

MCTAVISH, DEVON | D/M #18

Acquired: Jan. 25, 2006 selected in the fourth round (43rd overall) of the 2006 MLS Supplemental Draft

Departed: Dec. 22, 2011 retired from Major League Soccer

MEDIATE, DOMENIC | M #6, #12

Acquired: March 14, 2006 acquired from Columbus Crew for a 2007 natural fourth-round Supplemental Draft pick

Departed: March 1, 2007 waived

Re-acquired: June 28, 2007 signed

Departed: Dec. 31, 2008 contract option not exercised

MEDVED, SHAWN | M #13

Acquired: Feb. 6, 1996 selected in the second round of the 1996 MLS Draft (20th overall)

Departed: Jan. 15, 1997 traded to San Jose Clash for second-round pick in Supplemental Draft (14th overall)

MERRITT, TIM | D #13

Acquired: Jan. 14, 2005 selected in fourth round of the 2005 MLS SuperDraft (48th overall)

Departed: Nov. 15, 2005 waived

METCALF, ANDY | M #27

Acquired: Jan. 20, 2006 selected in the second round of the 2006 Supplemental Draft (19th overall)

Departed: Nov. 21, 2006 waived

MILLER, RYAN | M #2

Acquired: Sept. 15, 2009 signed after being claimed off waivers

Departed: March 25, 2010 waived

MONTEIRO, JERSON | F #27

Acquired: Sept. 14, 2007 from the Chicago Fire in exchange for a conditional pick in the 2008 SuperDraft

Departed: March 1, 2008 waived

MOORE, JASON | M #11

Acquired: Feb. 7, 1999 selected in the first round of the 1999 College Draft (1st overall)

Departed: Feb. 18, 2000 traded to Colorado Rapids for first-round pick in 2001 SuperDraft

MOOSE, JUSTIN | M #8

Acquired: Jan. 20, 2006 selected in the first round of the 2006 MLS SuperDraft (7th overall)

Departed: April 15, 2008 waived

MORENO, JAIME | F #99

Acquired: July 29, 1996 signed from Middlesbrough (England)

Departed: Dec. 23, 2003 traded to MetroStars along with Eddie Pope and Richie Williams for Mike Petke, a 2003 major allocation pick and a 2003 MLS SuperDraft first-round pick (5th overall)

Re-acquired: March 2, 2004 acquired from MetroStars in exchange for future considerations

Departed: Oct. 23, 2010 retired

MORSINK, KURT | M #6

Acquired: March 5, 2010 signed

MUPIER, MIRA | F #25

Acquired: June 20, 2007 signed as Discovery Player

Departed: Nov. 28, 2007 waived

MURPHY, DANE | M #17

Acquired: March 28, 2008 signed to developmental contract

Departed: Sept. 12, 2008 waived

N'GALULA, FLORIBERT | M #3

Acquired: January 21, 2010 signed

Departed: March 5, 2010 released

N'SILU, ANGE | F #9

Acquired: Feb. 24, 2009 signed

Departed: Dec. 31, 2009 contract option not exercised

NAJAR, ANDY | M #14

Acquired: March 22, 2010 signed as Homegrown Player

NAMOFF, BRYAN | D #26

Acquired: Feb. 6, 2001 selected in the second round (15th overall) in the 2001 MLS SuperDraft

Departed: July 15, 2010 retired

NELSEN, RYAN | D #7

Acquired: Feb. 6, 2001 elected in the first round of the 2001 SuperDraft (4th overall)

Departed: Jan. 6, 2005 signed with Blackburn Rovers (England)

NICKELL, MATT | F #20

Acquired: Feb. 4, 2005 selected in the first round of the 2005 Supplemental Draft (12th overall)

Departed: Nov. 21, 2006 waived

NIELL, FRANCO | F #34

Acquired: Jan. 22, 2008 via loan from Argentinos Juniors (ARG-1)

Departed: June 26, 2008 waived

2012 D.C. UNITED MEDIA GUIDE

NOLLY, JAY | GK #22

Acquired: Dec. 11, 2006 traded in exchange for midfielder Freddy Adu and goalkeeper Nick Rimando, cash and a major player allocation to Real Salt Lake
Departed: Dec. 31, 2007 contract option not exercised

NORTH, BRAD | F #14

Acquired: Jan. 12, 2007 selected in the second round of the 2007 MLS SuperDraft (24th overall)
Departed: Nov. 28, 2007 waived

OLSEN, BEN | M #14

Acquired: Dec. 27, 1997 allocated as Project-40 player (signed from University of Virginia)
Departed: Nov. 24, 2009 retired

ONALFO, CURT | D #24

Acquired: March 10, 1998 signed MLS contract
Departed: Nov. 24, 1999 retired

ONSTAD, PAT | GK #20

Acquired: March 9, 2011 signed to short-term contract
Departed: May 31, 2011 contract option not exercised

OTERO, ANTONIO | M #34, 8

Acquired: Feb. 7, 1999 allocated as developmental player
Departed: Feb. 5, 2001 traded to Miami for the 28th overall pick in the 2001 SuperDraft

PEAY, CLINT | D #4, 25

Acquired: Feb. 7, 1996 selected in the ninth round of the 1996 MLS Draft (90th overall)
Departed: June 30, 1998 waived
Re-Acquired: May 13, 1999 from Maryland Mania (A-League)
Departed: Nov. 8, 2000 retired

PENA, JUAN MANUEL | D #3

Acquired: March 25, 2010 signed
Departed: Dec. 2, 2010 waived

PERALTA, GONZALO | D #2

Acquired: Jan. 28, 2008 from Club Almirante Brown (ARG-2)
Departed: Jan. 16, 2009 loaned to Union Sante Fe (ARG-2)

PEREA, TREVOR | M #24

Acquired: Aug. 23, 2003 claimed off waivers from the Columbus Crew
Departed: Jan. 19, 2004 waived

PEREZ, ORLANDO | D #2

Acquired: May 9, 2002 from the MetroStars, along with Petter Villegas, for Mark Lisi and Craig Ziadie
Departed: July 8, 2002 traded to Chicago Fire for second-round pick in 2003 MLS SuperDraft (14th overall)

PERKINS, TROY | GK #1

Acquired: July 2, 2004 joined United as an undrafted rookie in 2004
Departed: Jan. 3, 2008 transferred to Valerenga of the Norwegian first division
Re-acquired: Jan. 13, 2010 selected via allocation
Departed: Dec. 17, 2010 traded to Portland Timbers in exchange for goalkeeper Steve Cronin and allocation money

PETERS, ANTHONY | D #12

Acquired: March 3, 2009 signed
Departed: June 29, 2009 released

PETKE, MIKE | D #12

Acquired: Dec. 23, 2002 from MetroStars, along with a 2003 major allocation pick and a first-round pick in the 2003 MLS SuperDraft in exchange for forward Jamie Moreno, defender Eddie Pope and midfielder Richie Williams
Departed: May 23, 2005 traded to Colorado Rapids for midfielder Chris Henderson

PONTIUS, CHRIS | M/F #13

Acquired: Jan. 15, 2009 selected in the first round (7th overall) of the 2009 MLS SuperDraft

POPE, EDDIE | D #23

Acquired: March 4, 1996 selected in the first round of the 1996 College Draft (2nd overall)
Departed: Dec. 23, 2002 traded, along with forward Jaime Moreno and midfielder Richie Williams, to the MetroStars in exchange for All-Star defender Mike Petke, a 2003 major allocation pick and a first-round pick (5th overall) in the 2003 MLS SuperDraft

PRESTHUS, TOM | GK #26, 22

Acquired: Feb. 2, 1997 selected in the second round of the 1997 College Draft (20th overall)
Departed: Feb. 5, 2001 traded to Columbus Crew for 3rd overall pick in 2001 SuperDraft

PRIDEAUX, BRANDON | D #4

Acquired: Jan. 11, 2002 from the Kansas City Wizards in exchange for Stephen Armstrong
Departed: Dec. 12, 2006 traded to the Colorado Rapids for third-round picks in the 2007 and 2008 MLS SuperDrafts

QUARANTA, SANTINO | M #25

Acquired: Feb. 6, 2001 elected in the first round of the 2001 MLS SuperDraft (8th overall)
Departed: Aug. 8, 2006 traded to Los Angeles Galaxy in exchange for partial allocation and a conditional 2008 MLS SuperDraft pick
Re-Acquired: March 6, 2008 signed
Departed: Dec. 7, 2011 retired

QUINN, ANDREW | GK #

Acquired: April 2, 2010 signed
Departed: September 8, 2010 released

QUINTANILLA, ELISEO | M/F #20, 23

Acquired: July 22, 2002 signed as Discovery Player
Departed: May 31, 2005 released

RAMMEL, STEVE | F #14

Acquired: April 19, 1996 on loan from Washington Mustangs (third division USISL Pro League)
Departed: July 3, 1997 traded to Colorado Rapids in exchange for Roy Wegerle

REYES, MILTON | D #5

Acquired: March 7, 2002 signed as a Discovery Player
Departed: April 29, 2004 traded to FC Dallas for future considerations

RICE, BARRY | D #15

Acquired: March 25, 2010 signed
Departed: December 2, 2010 waived

RIMANDO, NICK | G #18

Acquired: Jan. 11, 2002 selected in the first round of the 2002 MLS Allocation Draft (3rd overall)
Departed: Dec. 11, 2006 traded to Real Salt Lake along with midfielder Freddy Adu for Jay Nolly and major player allocation

RUSSELL, ROBBIE | D #3

Acquired: Nov. 29, 2001 from Real Salt Lake in exchange for third-round selection in the 2013 MLS SuperDraft

SALAS, SERGIO | F #28

Acquired: Feb. 6, 2000 selected in the third round of the 2000 SuperDraft (27th overall)
Departed: Dec. 31, 2001 MLS contract not renewed

SALIHI, HAMDI | F #9

Acquired: Feb. 2, 2012 signed as Designated Player

SANNEH, TONY | M #20

Acquired: May 8, 1996 acquired from Minnesota Thunder
Departed: Dec. 31, 1998 declined to re-sign with MLS

SANTOS, MAICON | F #29

Acquired: Jan. 18, 2012 signed

SARAGOSA, MARCELO | M

Acquired: Feb. 6, 2012 signed

SHANOSKY, CONOR | M #17

Acquired: Aug. 17, 2010 signed as Homegrown Player

SHIPALANE, TIYI | M #

Acquired: Aug. 25, 2009 on loan from Harrisburg City Islanders

Departed: April 30, 2010 released

SIMMONDS, GREG | F #37

Acquired: Jan. 9, 2001 called up from Hershey Wildcats

Departed: Jan. 22, 2001 returned to Hershey Wildcats

SIMMS, CLYDE | M #19

Acquired: Feb. 25, 2005 signed as Discovery Player

Departed: Dec. 12, 2011 selected by New England Revolution in MLS Re-Entry Draft

SIMPSON, MARK | GK #2

Acquired: April 19, 1996 on loan from Cincinnati Silverbacks

Departed: Jan. 8, 2002 retired

SLIVINSKI, MIKE | M #19

Acquired: March 14, 1998 as Discovery Player

Departed: June 30, 2000 waived

SONORA, DIEGO | D #4

Acquired: Jan. 28, 1999 from MetroStars as part of a three-way trade

Departed: Dec. 1, 1999 not re-signed to MLS

SSEJEMBA, ROBERT | F #31

Acquired: Sep. 15, 2006 signed on loan from Richmond Kickers (USL-2)

Departed: Nov. 21, 2006 waived

STAFFORD, BEN | F

Acquired: March 29, 2001 selected in MLS Waiver Draft

Departed: June 4, 2001 waived

STEWART, EARNIE | M #8, 9

Acquired: Jan. 15, 2003 allocated from NAC Breda (Holland)

Departed: Dec. 16, 2004 signed with Venlose Voetbal Vereniging (Holland)

STOITCHKOV, HRISTO | F #8

Acquired: Jan. 27, 2003 from Chicago in exchange for

second-round pick in the 2004 MLS SuperDraft

Departed: Dec. 15, 2003 retired

STOKES, DAVID | D #2

Acquired: Feb. 17, 2003 selected in the first round of the 2003 MLS SuperDraft (5th overall)

Departed: Dec. 31, 2006 contract option not exercised

STRATFORD, DAN | M #16, 30

Acquired: Jan. 18, 2007 elected in the second round of the 2007 MLS Supplemental Draft (24th overall)

Departed: Aug. 15, 2008 waived

SUAREZ, JUAN BERTHY | F #9

Acquired: Feb. 5, 1996 allocated from Guavira (Bolivia – 1st division)

Departed: June 30, 2000 waived

SZTELA, DANNY | M #12

Acquired: July 15, 2009 via allocation

Departed: March 21, 2010 waived

TALLEY, CAREY | D #3

Acquired: Feb. 1, 1998 selected in the second round of the 1998 College Draft (14th overall)

Departed: Feb. 10, 2002 traded to Kansas City Wizards for future considerations

Re-Acquired: March 26, 2010 signed

Departed: Sept. 15, 2010 traded to New York Red Bulls in exchange for conditional second-round selection in 2011 MLS SuperDraft

TERRIS, ANDREW | GK #30

Acquired: Feb. 4, 2005 selected in the third round of the 2005 Supplemental Draft (36th overall)

Departed: May 25, 2005 released

THIEMAN, JOEY | M #22

Acquired: Feb. 2, 1997 selected in the third round of the 1997 Supplemental Draft (30th overall)

Departed: June 27, 1997 waived

THOMPSON, CRAIG | M #28

Acquired: June 30, 2008 acquired from Houston in exchange for fourth-round selection in 2010 MLS Supplemental Draft

Departed: Dec. 31, 2008 contract option not exercised

THOMPSON, JASON | D #22

Acquired: July 23, 2004 from Dallas in exchange for fourth-round selection in 2006 MLS SuperDraft and future considerations

Departed: Nov. 15, 2005 waived

THORPE, JAMES | GK #40

Acquired: Jan. 24, 2008 selected in fourth-round (38th overall) of 2008 MLS Supplemental Draft

Departed: Dec. 31, 2008 contract option not exercised

VAN SICKLEN, NICK | M #6

Acquired: Jan. 14, 2005 selected in the second round of the 2005 MLS SuperDraft (19th overall)

Departed: Feb. 25, 2006 waived

VANNEY, GREG | D #6

Acquired: June 29, 2007 from the Colorado Rapids in exchange for Facundo Erpen

Departed: Dec. 31, 2007 contract option not exercised

VARELA, CARLOS | M #11

Acquired: Sept. 2010 signed

Departed: Dec. 2, 2010 waived

VAUDREUIL, DAVID | D #24

Acquired: May 16, 1996 on loan from Hampton Roads Mariners

Departed: Nov. 9, 1997 selected by Miami Fusion in expansion draft

VAUGHN, LAWSON | D #15

Acquired: Sept. 11, 2009 claimed off waivers from Chivas USA

Departed: Dec. 31, 2009 contract option not exercised

VERMILLION, SCOTT | M/F #5

Acquired: June 28, 2001 from Tampa Bay in exchange for Eric Denton

Departed: Jan. 22, 2002 waived

VIDE, JOE | M #3

Acquired: July 16, 2008 claimed off waivers from San Jose Earthquakes

Departed: Feb. 24, 2009 waived

VILLEGAS, PETTER | M #11

Acquired: May 9, 2002 from the MetroStars, along with Orlando Perez, for Mark Lisi and Craig Ziadie

Departed: Nov. 4, 2002 waived

2012 D.C. UNITED MEDIA GUIDE

WALKER, JAMIL | F #23

Acquired: March 8, 2005 signed to a developmental contract
Departed: Dec. 31, 2007 contract option not exercised

WALLACE, RODNEY | D/M #22

Acquired: January 15, 2009 selected in the first round (6th overall) of the 2009 MLS SuperDraft
Departed: November 24, 2010 traded to the Portland Timbers in exchange for Dax McCarty

WARREN, DOUG | GK #1

Acquired: Jan. 17, 2003 second-round pick in the 2003 MLS SuperDraft (14th Overall)
Departed: Jan. 20, 2005 traded to the New England Revolution for a fourth-round pick in the 2006 MLS SuperDraft

WATSON, MARK | D #4

Acquired: Jan. 14, 2001 signed as Discovery Player
Departed: Nov. 15, 2001 waived

WEBER, ANDREW | GK #30

Acquired: Jun. 3, 2005 signed to a developmental contract
Departed: Feb. 25, 2006 waived

WEGERLE, ROY | F #17

Acquired: July 3, 1997 from Colorado Rapids in exchange for Steve Rammel
Departed: April 27, 1998 traded to Tampa Bay Mutiny in exchange for Roy Lassiter

WELLS, ZACH | GK #1

Acquired: Dec. 12, 2008 from Houston Dynamo, along with a conditional pick in the 2009 MLS SuperDraft, for Bobby Boswell
Departed: Feb. 17, 2009 retired

WESCOTT, STERLING | M #19

Acquired: Jan 7, 1996 selected in the 14th round of the 1996 MLS Draft (140th overall)
Departed: May 3, 1996 waived

WHITE, ETHAN | D #15

Acquired: Dec. 14, 2010 signed as Homegrown Player

WICKS, JOSH | GK #31

Acquired: March 10, 2009 from L.A. in exchange for a fourth-round draft pick in the 2010 SuperDraft
Departed: April 16, 2010 released

WILLIAMS, RICHIE | M #16

Acquired: Jan. 6, 1996 selected in the fourth round of the 1996 MLS Draft (40th overall)
Departed: Feb. 4, 2001 traded to NY/NJ, along with an allocation, for Mike Ammann and the No. 15 pick in the 2001 SuperDraft
Re-Acquired: Feb. 10, 2002 trade with the MetroStars, along with future considerations, for Brian Kamler and future considerations
Departed: Dec. 23, 2002 traded, along with Eddie Pope and Jaime Moreno to the MetroStars in exchange for Mike Petke, a 2003 major allocation pick and a first-round pick (5th overall) in the 2003 MLS SuperDraft

WILLIS, KIKI | M #25

Acquired: March 13, 2007 via waivers and signed to developmental contract
Departed: Nov. 28, 2007 waived

WILSON, JOHN | D #27/ #12

Acquired: May 27, 2005 signed from Rochester Raging Rhinos
Departed: June 26, 2007 released

WOOD, A.J. | F #6, 7

Acquired: Jan. 5, 1998 from Chicago for Jesse Marsch
Departed: Feb. 5, 2001 traded to Kansas City for No. 36 overall pick in the 2001 SuperDraft
Re-Acquired: May 9, 2001 claimed off waivers
Departed: Jan. 15, 2002 retired

WOOLARD, DANIEL | D #21

Acquired: Jan. 6, 2011 signed

YORKS, LYLE | M #26

Acquired: March 10, 1998 signed MLS contract
Departed: May 11, 1998 waived

ZAMBRANO, HENRY | F #17

Acquired: Jan. 11, 2002 from Los Angeles Galaxy, forgoing remaining 'future considerations' from the Chris Albright trade
Departed: Nov. 4, 2002 waived

ZAYNER, JED | D #12

Acquired: Aug. 6, 2010 from the Columbus Crew along with a 2011 MLS SuperDraft fourth-round selection in exchange for a 2012 MLS SuperDraft second-round selection
Departed: Dec. 31, 2011 contract option not exercised

ZIADIE, CRAIG | D #19

Acquired: Feb. 6, 2001 selected in the third round of the 2001 SuperDraft (28th overall)
Departed: May 9, 2002 traded to the MetroStars, along with Mark Lisi, in exchange for Petter Villegas and Orlando Perez

ALL-TIME TRANSACTIONS

1995

10/17: John Harkes allocated (acquired from Derby County - England/first division)
12/8: Jeff Agoos allocated (acquired from U.S. Soccer Federation)

1996

2/2: Marco Etcheverry allocated (acquired from America Cali - Colombia/first division)
2/3: Bruce Arena named Head Coach
2/5: Juan Berthy Suarez allocated (acquired from Guavira - Bolivia/first division)

2/6-7: INAUGURAL MLS DRAFT

Raul Diaz Arce (1st round/10th pick), Shawn Medved (2/20), Erik Imler (3/30), Richie Williams (4/40), Thor Lee (5/50), Brian Kamler (6/60), Mile Milovac (7/70), Kris Kelderman (8/80), Clint Peay (9/90), Ben Crawley (10/100), Said Fazlagic (11/110), Daniel De Oliveira (12/120), Matthew Olson (13/130), Sterling Wescott (14/140), Garth Lagerwey (15/150), Carlos Garcia (16/160)

2/6: First round (1st overall) and second round (11th overall) and third round (21st overall) supplemental draft picks traded to New York/New Jersey MetroStars for second round (12th overall) supplemental draft pick and first round (second overall) draft pick

2/6: Matthew Olson, second round (12th overall) supplemental draft pick and second round (11th overall) college draft pick traded to New York/New Jersey MetroStars for first round (eighth overall) supplemental draft pick

2/6: Garth Lagerwey and first round (1st overall) college draft pick traded to Kansas City Wizards for Jeff Causey

3/4: SUPPLEMENTAL DRAFT

Mario Gori (1st round/8th pick)

3/4: COLLEGE DRAFT

Eddie Pope (1st round/2nd pick), Jesse Marsch (3/21)

4/16: Said Fazlagic, Thor Lee, Daniel De Oliveira, Carlos Garcia and Mile Milovac waived

4/19: Mark Simpson acquired on loan from Cincinnati Silverbacks (NPSL/indoor). Steve Rammel acquired on loan from Washington Mustangs (third division USISL Pro League)

5/3: Sterling Wescott waived, Steve Rammel and Mark Simpson signed

5/8: Tony Sannah acquired from Minnesota Thunder (third division USISL Select League)

5/13: John Maessner acquired from FC Saarbruecken (Germany/third division)

5/16: David Vaudreuil acquired on loan from Hampton Roads Mariners (third division USISL Select League)

6/19: George Gelnovatch acquired on loan from Hampton Roads Mariners (third division USISL Select League)

6/28: David Vaudreuil signed

6/30: Ben Crawley waived, George Gelnovatch returned to Hampton Roads Mariners

7/19: Juan Berthy Suarez loaned to The Strongest (Bolivia/first division)

7/29: Jaime Moreno acquired from Middlesbrough (England/Premier League)

8/19: Mike Huwiler loaned to Richmond Kickers (third division USISL Select League)

11/7: Mike Huwiler waived

1997

1/15: Shawn Medved and second round (20th overall) supplemental draft pick traded to San Jose Clash for second round (14th overall) supplemental draft pick

2/2: Supplemental Draft

Carlos Llamasa (1st round/8th overall), Gerson Echeverry (2/14), Joey Thieman (3/30)

2/2: College Draft

Danny Care (1st round/10th overall), Tom Presthus (2/20), Brandon Leib (3/30)

3/28: Gerson Echeverry waived, Scott Garlick acquired on loan from Carolina Dynamo (USISL D3 Pro League)

3/29: Brian Kamler and Mario Gori placed on injured reserve
4/11: Arnold Cruz allocated (acquired from Atletico Morelia - Mexico/first division)

4/15: Erik Imler waived

5/15: Arnold Cruz and 1998 first round college draft pick traded to San Jose Clash for Ben Iroha

5/20: Scott Garlick waived

6/1: Danny Care and Brandon Leib released

6/17: Scott Garlick acquired on loan from Carolina Dynamo (USISL D3 Pro League)

6/27: Jeff Causey and Joey Thieman waived

7/2: Scott Garlick signs MLS contract. Tom Presthus and Joey Thieman sign 30-day contracts

7/3: Steve Rammel traded to Colorado Rapids in exchange for Roy Wegerle

8/7: Joey Thieman released

11/9: John Maessner, David Vaudreuil and Kris Kelderman selected by Miami Fusion in 1997 MLS Expansion Draft

12/27: Ben Olsen allocated as Project-40 player (signed from University of Virginia)

12/31: Ben Iroha not re-signed

1998

1/6: Jesse Marsch and future considerations (became first round pick (11th overall) and second round pick (22nd overall) in 1999 college draft) traded to Chicago Fire for A.J. Wood and second round pick (14th overall) in 1998 college draft

1/26: Judah Cooks allocated as Project-40 player (signed from University of Maryland)

2/4: Raul Diaz Arce and third round pick in 1999 college draft traded to New England Revolution for first round pick in 1999 supplemental draft, and first round and second round picks in 1999 college draft

2/1: 1998 COLLEGE DRAFT

Carey Talley (2nd round/14th overall)

2/1: 1998 SUPPLEMENTAL DRAFT

Geoff Aunger (1st round/6th overall), Danny Care (1/9)

3/10: Curt Onalfo and Lyle Yorks signed

3/14: Mike Slivinski acquired as discovery player

4/27: Roy Wegerle traded to Tampa Bay Mutiny in exchange for Roy Lassiter

5/11: Lyle Yorks waived

6/30: Clint Peay waived

10/30: Danny Care and Mark Simpson waived

12/2: Thomas Rongen named Head Coach

12/5: Mario Gori and second round pick in 1999 college draft (19th overall) traded to Miami Fusion for second round pick in 1999 college draft (17th overall) and first round pick in 2000 college draft

12/31: Tony Sannah not re-signed

1999

1/16: Brian Bates acquired from Dallas Burn in exchange for second round pick in 1999 college draft (21st overall)

1/19: Scott Garlick traded to Tampa Bay Mutiny for first round pick in 1999 supplemental draft (4th overall) and third round pick in 1999 college draft (28th overall)

1/28: Second round and third round picks in 2000 college draft traded to New York/New Jersey MetroStars for Diego Sonora. First round pick in 1999 Supplemental Draft (11th overall) and second round pick in 1999 College Draft (21st overall) traded to San Jose Clash for financial considerations

2/2: John Harkes traded to New England Revolution for first round and second round pick in 2000 college draft

2/7: 1999 COLLEGE DRAFT

Jason Moore (1st round/1st overall), Keith Beach (2/17), David Hayes (3/35)

2/7: Antonio Otero allocated as Project-40 player (signed from American University)

5/13: Clint Peay acquired from Maryland Mania (A-League), Brian Bates waived

7/17: Chris Albright acquired from Miami Fusion for first round pick in 2000 College Draft

7/19: John Maessner acquired from Miami Fusion for Brian Kamler and future considerations (Roy Lassiter)

11/24: Curt Onalfo retires

11/26: Roy Lassiter traded to Miami Fusion to complete 7/19/99 deal for John Maessner

2000

2/6: 2000 MLS SUPERDRAFT

Bobby Convey (1st round/12th overall), Stephen Armstrong (2/13), Eric Denton (2/19), Sergio Salas (3/27), Michael Burke (4/41), Micah Cooks (5/60)
 2/18: Jason Moore traded to Colorado Rapids for first round pick in 2001 SuperDraft
 5/26: John Maessner, two 2001 first round draft picks and a second round 2002 draft pick traded to Tampa Bay Mutiny for Raul Diaz Arce and Pete Marino, Michael Burke waived
 6/30: Mike Slivinski waived
 7/12: Ray Goodlett acquired from Hershey Wildcats (A-League)
 11/1: David Hayes and Pete Marino waived
 11/8: Clint Peay retires

2001

1/14: Mark Watson traded as discovery player
 2/3: Carlos Llamasa traded to Miami for Brian Kamler and 4th overall pick in 2001 SuperDraft
 2/4: Richie Williams and an allocation traded to New York/New Jersey MetroStars for Mike Ammann and the 15th overall pick in 2001 SuperDraft
 2/4: Jeff Agoos traded to San Jose Clash for Abdul Thompson Conte and 8th and 10th overall picks in 2001 SuperDraft
 2/5: Tom Presthus and the 10th overall pick in 2001 SuperDraft traded to Columbus for the 3rd overall pick in the 2001 SuperDraft
 2/5: A.J. Wood traded to Kansas City for 36th overall pick in the 2001 SuperDraft
 2/5: 36th overall pick in 2001 SuperDraft and Geoff Auger traded to Colorado Rapids for 18th pick in 2001 SuperDraft
 2/5: 18th overall pick in 2001 SuperDraft traded to Miami Fusion for secondround pick in the 2002 SuperDraft
 2/5: Antonio Otero and future considerations traded to Miami Fusion for 28th overall pick in the 2001 SuperDraft
2/6: 2001 MLS SUPERDRAFT
 Mark Lisi (1st round/3rd overall), Ryan Nelsen (1/4), Santino Quaranta (1/8), Bryan Namoff (2/15), Craig Ziadie (3/28), Caleb Norkus (5/50), T.J. Hannig (6/62)
 5/4: Judah Cooks and Ray Goodlett waived
 5/9: A.J. Wood acquired from Kansas City Wizards
 6/4: Ben Stafford waived
 6/13: Stephen Armstrong acquired from Watford (England/first division)
 6/13: Raul Diaz Arce traded to Colorado Rapids for conditional draft pick
 7/28: Eric Denton traded to Tampa Bay Mutiny for Scott Vermillion
 8/24: Alex Deegan acquired from Richmond Kickers
 11/15: Mark Watson and Micah Cooks waived

2002

1/8: Ray Hudson named Head Coach
1/11: MLS ALLOCATION DRAFT
 Nick Rimando (1st round/3rd overall)
1/11: MLS DISPERSAL DRAFT
 Lazo Alavanja (1st round/3rd overall)
 1/11: Chris Albright and second round pick in 2002 MLS SuperDraft traded to Los Angeles Galaxy for first and second round picks in the 2002 MLS SuperDraft
 1/11: Stephen Armstrong traded to Kansas City Wizards for Brandon Prideaux
 1/14: Marco Etcheverry re-signs contract with MLS
 1/22: Scott Vermillion waived
2/10: 2002 MLS SUPERDRAFT
 Justin Mapp (1st round/4th overall), Daouda Kante (1/11), Mike McGinty (2/24), Mohamed Fahim (3/31), Dennis Ludwig (4/40), Bob Brennan (4/42)
 2/10: Brian Kamler and future considerations traded to New York/New Jersey MetroStars for Richie Williams and future considerations
 2/10: Carey Talley traded to Kansas City for future considerations
 2/14: Ivan McKinley acquired in the MLS Waiver Draft
 3/4: Mike Burke acquired from Richmond Kickers (A-League)
 3/7: Milton Reyes acquired as a Discovery player

3/12: Third round pick in 2003 MLS SuperDraft traded to the Dallas Burn for Ali Curtis
 3/15: Mohamed Fahim waived
 5/8: Abdul Thompson Conte waived
 5/9: Mark Lisi and Craig Ziadie traded to New York/New Jersey MetroStars for Petter Villegas and Orlando Perez
 6/3: Daouda Kante and Bob Brennan waived
 6/18: Roy Lassiter acquired from Kansas City Wizards
 7/8: Orlando Perez traded to Chicago Fire for second round pick in 2003 MLS SuperDraft (14th overall)
 7/22: Eliseo Quintanilla acquired as Discovery player
 8/8: Dennis Ludwig waived
 8/15: Henry Zambrano acquired from Los Angeles Galaxy. Remaining future considerations from the Chris Albright trade (1/11/02) forgone
 12/23: Jaime Moreno, Eddie Pope and Richie Williams traded to New York/New Jersey MetroStars for Mike Petke, a 2003 major allocation pick and a first round pick (5th overall) in 2003 MLS SuperDraft
 12/26: Justin Mapp traded to Chicago Fire for Dema Kovalenko

2003

1/15: Earnie Stewart allocated (acquired from NAC Breda - Holland/first division)
 1/27: Hristo Stoichkov acquired from Chicago for second round pick in the 2004 SuperDraft
 1/28: Galin Ivanov allocated (acquired from CSKA Sofia - Bulgaria/first division)
 1/29: Ivan McKinley released
1/17: 2003 MLS SUPERDRAFT
 Alecko Eskandarian (1st round/1st overall), David Stokes (1/5), Brian Carroll (2/11), Doug Warren (2/14), Hayden Woodworth (4/31), John Swann (5/41), Mike Behonick (6/51)
 2/11: First pick in 2003 Supplemental Draft and a conditional pick in 2005 MLS SuperDraft traded to San Jose Clash for Devin Barclay and fifth overall pick in 2003 MLS Supplemental Draft
 6/20: Jorge Geddes signed to developmental contract
 8/19: Ali Curtis and first and sixth round picks in 2004 MLS SuperDraft traded to Dallas Burn for Ronald Cerritos and future considerations
 8/23: Trevor Perea claimed off waivers from Columbus Crew
 9/11: Thiago Martins acquired from Pittsburgh Riverhounds (A-League)
 10/4: Clint Baumstark called up for match vs. Columbus Crew
 10/24: Clint Baumstark called up for match vs. Kansas City Wizards
 11/1: Acquired Clint Baumstark. Jorge Geddes waived
 11/10: Clint Baumstark not re-signed to MLS contract
 12/15: Hristo Stoichkov retired

2004

1/7: Peter Nowak named Head Coach
1/16: 2004 MLS SUPERDRAFT
 Freddy Adu (1st round/1st overall), Kevin Ara (3/24), Josh Gros (4/34), Kevin Hudson (5/44)
 1/21: Marco Etcheverry retired
 1/30: Devin Barclay traded to Columbus Crew for future considerations. Galin Ivanov not re-signed to MLS contract
 4/2: Jaime Moreno acquired from New York/New Jersey MetroStars
 4/29: Milton Reyes traded to FC Dallas for future considerations
 6/21: Ronald Cerritos released
 6/23: Ezra Hendrickson acquired from Charleston Battery (A-League)
 6/30: Doug Warren waived
 7/2: Troy Perkins upgraded from developmental to 18 man roster
 7/13: Nana Kuffour signed to developmental contract
 7/22: Bobby Convey transferred to Reading Football Club (England/League Championship)
 7/23: 2006 4th Round SuperDraft pick and future considerations traded to FC Dallas for Jason Thompson
 7/24: G.R. Cannon called up from Northern Virginia Royals (PDL) for match vs. Dallas

8/7: Andrew Terris called-up from MLS goalkeeper pool for match vs. San Jose
 8/11: Andrew Terris called-up from MLS goalkeeper pool for matches vs. Colorado and New England
 8/14: Christian Gomez acquired from Arsenal de Sarandí (Argentina/first division)
 8/18: Midfielder Tim Lawson joins United from SV Elversburg (Germany/fourth division)

2005

1/3: Bryan Namoff re-signed
 1/6: Ryan Nelsen signs with Blackburn Rovers
 1/7: Brandon Prideaux re-signed
1/14: 2005 SUPERDRAFT
 Nick Van Sicklen (2nd round/19th overall), Tim Merritt (4/48)
 1/20: Doug Warren traded to New England Revolution for fourth round pick in the 2006 SuperDraft
 1/28: Mike Petke re-signed
 2/4: Future considerations traded to New York/New Jersey MetroStars for Kenny Arena
2/4: 2005 MLS SUPPLEMENTAL DRAFT
 Matt Nickell (1st round/12th overall), Andrew Terris (3/36), Shawn Kuykendall (4/48)
 2/21: Clyde Simms acquired from Richmond Kickers (USL First Division)
 3/8: Jamil Walker, Andrew Terris, Matt Nickell and Bobby Boswell signed to developmental contracts
 3/8: Nick Van Sicklen signed
 3/9: Tim Merritt signed to developmental contracts
 3/10: Shawn Kuykendall signed to developmental contract
 3/15: Steve Guppy acquired from Wycombe Wanderers (England/League Two)
 4/4: Tim Lawson waived
 4/20: Bobby Boswell upgraded from developmental to senior roster
 4/26: Matt Nickell signed to developmental contract
 5/23: Mike Petke traded to Colorado Rapids for Chris Henderson
 5/24: Chris Henderson traded to Columbus Crew for partial allocation
 5/24: John Wilson acquired from Rochester Rhinos (USL First Division)
 5/24: Andrew Terris released
 5/31: Eliseo Quintanilla released
 6/3: Andrew Weber signed to developmental contract
 8/1: Steve Guppy released
 8/5: Facundo Erpen acquired from Talleres de Cordoba (Argentina/second division)
 8/15: Lucio Filomeno acquired from Busan I'Park (Korea/first division)
 11/15: Kenny Arena, Nana Kuffour, Tim Merritt and Jason Thompson waived

2006

1/9: Re-signs midfielders Josh Gros and Ben Olsen
 1/17: Dema Kovalenko released (MLS rights retained)
1/20: 2006 MLS SUPERDRAFT
 Justin Moose (1st round/7th overall), Rod Dyachenko (3/31), Jeff Carroll (4/39), Kenney Bertz (4/47)
1/26: 2006 MLS SUPPLEMENTAL DRAFT
 Andy Metcalf (2nd round/19th overall), Devon McTavish (4/43)
 2/2: Lucio Filomeno re-signed
 2/25: Shawn Kuykendall, Nick Van Sicklen and Andrew Weber waived
 3/14: 2007 fourth round supplemental draft pick traded to the Columbus Crew for Domenic Mediate
 3/15: Rod Dyachenko, Justin Moose and Matt Nickell signed to senior developmental contracts. Jeff Carroll, Stephen deRoux, Devon McTavish, Domenic Mediate and Andy Metcalf signed to developmental contracts
 3/29: Ryan McIntosh acquired from Central Florida Kraze (PDL)
 6/29: Lucio Filomeno released
 8/08: Santino Quaranta traded to Los Angeles Galaxy for partial allocation and conditional 2008 MLS SuperDraft pick
 8/10: Rights to former players Dema Kovalenko and Shawn Kuykendall traded to New York Red Bulls for partial allocation

8/26: Matias Donnet acquired from Boca Juniors (Argentina/first division)
 9/15: Robert Ssejmba acquired on loan from the Richmond Kickers (USL-2)
 11/17: Rod Dyachenko selected by Toronto FC in 2006 MLS Expansion Draft
 11/21: Andy Metcalf, Matt Nickell and Robert Ssejmba waived
 12/11: Freddy Adu and Nick Rimando traded to Real Salt Lake for Jay Nolly, cash, and a major player allocation
 12/12: Brandon Prideaux traded to Colorado Rapids for third round picks in 2007 and 2008 MLS SuperDrafts
 12/21: Tom Soehn named Head Coach
 12/22: Alecko Eskandarian traded to Toronto FC for a partial allocation

2007

1/12: 2007 MLS SUPERDRAFT
 Bryan Arguez (1st round/11th overall), Brad North (2/24), Jay Needham (3/32), Ricky Schramm (3/37), Luis Robles (4/50)
 1/16: Luciano Emilio acquired from C.D. Olimpia (Honduras/first division)
1/18: 2007 MLS SUPPLEMENTAL DRAFT
 Shawn Crowe (1st round/11th overall), Guy-Roland Kpene (3/37)
 1/23: Brian Carroll re-signed
 2/01: First round pick in 2008 MLS SuperDraft traded to Toronto FC for Rod Dyachenko
 2/15: Troy Perkins re-signed
 2/16: Jay Nolly signed
 3/01: Domenic Mediate waived
 3/12: Kiki Willis signed to developmental contract
 3/14: Kasali Yinka Casal acquired from Fulham FC (England/Premier League)
 3/15: Shawn Crowe and Brad North signed to developmental contracts
 3/29: Fred acquired from Melbourne Victory (Australia/first division)
 4/04: Marc Burch acquired from Columbus Crew for third round pick in 2008 Supplemental Draft
 4/24: Nicholas Addlery signed
 5/26: Guy-Roland Kpene signed, Jamil Walker placed on season ending injured reserve
 6/20: Mira Mupier signed as discovery player
 6/26: John Wilson waived
 6/28: Domenic Mediate signed to senior roster
 6/29: Facundo Erpen traded to Colorado Rapids for Greg Vanney
 7/02: Kasali Yinka Casal released
 9/14: Jerson Monteiro acquired from Chicago Fire in exchange for conditional pick in 2008 MLS SuperDraft
 11/21: Brian Carroll selected by San Jose Earthquakes in 2007 MLS Expansion Draft
 11/28: Shawn Crowe, Mira Mupier, Brad North and Kiki Willis waived
 12/12: Bobby Boswell traded to Houston Dynamo for Zach Wells and a conditional pick in the 2009 MLS SuperDraft

2008

1/03: Troy Perkins transferred to Valerenga (Norway/first division)
1/18: 2008 MLS SUPERDRAFT
 Andrew Jacobson (2nd round/24th overall), Ryan Cordiero (3/33), Tony Schmitz (4/52)
 1/22: Franco Niell acquired on loan from Argentinos Juniors (Argentina/first division)
 1/23: Gonzalo Martinez acquired from CD Los Millonarios (Colombia/first division)
1/24: 2008 MLS SUPPLEMENTAL DRAFT
 Brandon Owens (1st round/10th overall), Dan Stratford (2/24), James Thorpe (4/38)
 1/24: Jamie Moreno re-signed
 1/28: Marcelo Gallardo acquired as Designated Player. José Carvallo acquired from Universitario de Deportes (Peru/first division). Gonzalo Peralta acquired from Club Almirante Brown (Argentina/second division)
 1/29: Bryan Arguez transferred to Hertha Berlin (Germany/Bundesliga)

2012 D.C. UNITED MEDIA GUIDE

2/08: Christian Gomez traded to Colorado rapids for first round pick in 2009 SuperDraft and future considerations
2/15: Greg Vanney traded to Los Angeles Galaxy for Quavas Kirk
3/01: Pat Carroll, Ryan Cordeiro and Dan Stratford signed to developmental contracts. Justin Moose signed to senior developmental contract. Jay Nolly and Jerson Monteiro waived
3/04: Jeff Curtin acquired in 2008 Waiver Draft
3/06: Santino Quaranta signed
3/07: Dan Stratford signed to senior developmental contract
3/17: Third round pick in 2009 MLS Supplemental Draft traded to Houston Dynamo for Jeremy Barlow
3/20: Jeremy Barlow signed to developmental contract
3/28: James Thorpe and Dane Murphy signed to developmental contracts. Guy-Roland Kpene waived
4/03: for Mike Zaher acquired from Toronto FC in exchange for first round pick in 2009 MLS Supplemental Draft
4/15: Justin Moose waived
4/17: Mike Zaher and Jeff Curtin signed to developmental contracts
4/22: Francis Doe acquired off waivers from New York Red Bulls
5/28: Jeff Curtin retires
6/26: Franco Niell waived
6/30: Craig Thompson acquired from Houston Dynamo in exchange for Fourth round pick in 2010 MLS Supplemental Draft. Thompson signed to developmental contract
7/16: Joe Vide claimed off waivers from San Jose Earthquakes
7/17: Jose Carvallo waived
7/31: Partial allocation traded to San Jose Earthquakes for Ivan Guerrero. Craig Thompson upgraded to senior developmental contract, Mike Zaher moved to developmental roster
8/11: Jeremy Barlow waived
8/15: Louis Crayton acquired from FC Basel (Switzerland/first division). Dan Stratford waived
9/12: Thabiso Khumalo and Greg Janicki acquired on loan from Pittsburgh Riverhounds (USL-2).
9/12: Ibrahim Koroma signed to developmental contract, after international roster spot is acquired from the Colorado Rapids in exchange for a 2009 fourth round SuperDraft pick
9/12: Domenic Mediate and Jeff Carol placed on season-ending injury
9/12: Dane Murphy waived
9/15: Ryan Miller claimed off waivers from Columbus Crew
11/14: Fred loaned to Wellington Phoenix (Australia/A-League)
12/1: Jeff Carroll waived
12/8: Clyde Simms re-signed
12/31: Pat Carroll, Ryan Cordeiro, Quavas Kirk, Ibrahim Koroma, Gonzalo Martinez, Craig Thompson James Thorpe contract options not exercised.

2009

1/6: Santino Quaranta re-signed
1/7: Marc Burch re-signed
1/13: Bryan Namoff re-signed
1/15: 2009 MLS SUPERDRAFT
Rodney Wallace (1st round/sixth overall), Chris Pontius (1/7) Milos Kocic (2/21), Lyle Adams (2/26), Brandon Barklage (3/36)
1/22: Francis Doe re-signed
1/22: Gonzalo Peralta loaned to Union Santa Fe (Argentina/second division)
1/28: Devon McTavish re-signed
1/30: Marcelo Gallardo released
2/9: Christian Gomez, Mike Graczyk, a international roster spot and salary considerations acquired in exchange for Ivan Guerrero, a Designated Player roster spot and a first round pick in the 2010 MLS SuperDraft.
2/10: Andrew Jacobson signed
2/17: Zach Wells retires
2/24: Mawete Ange N'Silu signed, Joe Vide waived
2/26: Dejan Jakovic signed
3/03: Brandon Barklage, Anthony Peters signed
3/10: Josh Wicks acquired from the LA Galaxy for a conditional pick in the 2010 MLS SuperDraft

3/12: Milos Kocic signed
3/25: Ryan Miller waived
3/27: John DiRaimondo acquired via waiver draft
4/23: Francis Doe waived
4/23: Avery John signed after his rights were acquired from the New England Revolution in exchange for a conditional pick in the MLS SuperDraft
6/25: Louis Crayton released
6/29: Anthony Peters released
7/15: Danny Sztela acquired via allocation
7/24: Ely Allen signed
8/14: Julius James acquired from the Houston Dynamo in exchange for a conditional pick in the 2012 SuperDraft
8/14: David Habarugira signed
8/25: Tiyiselani Shipalane acquired on loan from Harrisburg City Islanders (USL-2)
9/02: Bill Hamid signed as Homegrown Player
9/11: Lawson Vaughn signed
10/12: Steve Cronin acquired on loan from Portland Timbers (USL-1)
11/24: Ben Olsen retires
11/25: Andrew Jacobson selected by Philadelphia Union in MLS Expansion Draft
11/30: Greg Janicki, Ely Allen waived
12/15: Tiyi Shipalane signed
12/18: Cristian Castillo signed on loan
12/28: Curt Onalfo named Head Coach
12/31: Luciano Emilio, Christian Gomez, Ange N'Silu, Avery John, Lawson Vaughn and David Habarugira contract options not exercised

2010

1/13: Fred, 2010 first round SuperDraft selection (seventh) and allocation money traded to Philadelphia in exchange for Union selection in the allocation order
1/13: Troy Perkins acquired via allocation
1/14: 2010 MLS SUPERDRAFT
Jordan Graye (Fourth round/55th overall)
1/18: Danny Allsopp signed
1/21: Floribert N'Galula signed
2/01: Jaime Moreno re-signed
2/03: Adam Cristman acquired from Kansas City in exchange for an international roster spot
2/04: Chris Pontius re-signed
2/18: Milos Kocic waived
3/5: Kurt Morsink signed
3/5: Floribert N'Galula released
3/17: Lyle Adams signed
3/21: Danny Sztella waived
3/22: John DiRaimondo waived
3/23: Andy Najar signed
3/26: Carey Talley, Barry Rice signed
4/2: Andrew Quinn signed
4/14: Jordan Graye signed
4/28: Luciano Emilio signed
4/30: Tiyi Shipalane, Lyle Adams released
4/30: Stephen King acquired from Seattle Sounders FC in exchange for 2011 SuperDraft second round selection
6/16: Branko Boskovic signed as a Designated Player
6/28: Pablo Hernandez signed
6/29: Christian Castillo released
7/16: Luciano Emilio contract option declined
7/27: Thabiso Khumalo waived
8/3: Ben Olsen named as Interim Head Coach
8/6: Jed Zayner and 2011 SuperDraft fourth round selection acquired from Columbus in exchange for 2012 SuperDraft second round selection
8/17: Conor Shanosky signed as Homegrown Player
9/8: Andrew Quinn released
9/8: Chase Harrison called-up
9/14: Carlos Varela signed
9/15: Junior Carreiro signed
9/15: Carey Talley traded to New York Red Bulls for 2011 MLS SuperDraft conditional second round selection
11/15: Danny Allsopp released
11/24: Dax McCarty acquired from Portland Timbers in exchange for defender Rodney Wallace and 2011 SuperDraft fourth round selection
11/24: Jordan Graye selected by Portland Timbers in 2010 MLS Expansion Draft

11/29: Ben Olsen named Head Coach
 12/2: Barry Rice, Juan Manuel Peña, Brandon Barklage, Carlos Varela released
 12/8: Joseph Ngwenya selected in Stage 1 of 2010 MLS Re-Entry Draft
 12/14: Ethan White signed as Homegrown Player
 12/15: Josh Wolff selected in Stage 2 of 2010 MLS Re-Entry Draft
 12/17: Steve Cronin and allocation money acquired from Portland Timbers in exchange for goalkeeper Troy Perkins
 12/21: Andy Najar re-signed

2011

1/7: Kurt Morinsk re-signed
 1/7: Daniel Woolard signed
 1/7: Pablo Hernandez released
 1/10: Rodrigo Brasesco signed
 1/10: Adam Cristman traded to LA Galaxy in exchange for a first round 2011 Supplemental Draft selection (16th overall)

1/13: 2011 MLS SUPERDRAFT

Perry Kitchen (First round/third overall)
 Chris Korb (2/31)
 Joe Willis (3/50)

1/18: 2011 MLS SUPPLEMENTAL DRAFT

Blake Brettschneider (Second round/21st overall)
 2/16: Charlie Davies acquired on loan from FC Sochaux (French Ligue 1)
 2/17: Julius James waived
 2/18: Fred acquired from the New England Revolution in exchange for 2013 MLS SuperDraft second round selection
 3/1: Chris Korb signed
 3/3: Blake Brettschneider signed
 3/9: Pat Onstad signed to short-term contract
 3/16: Joe Willis signed
 3/25: Brandon Barklage re-signed
 3/31: Bill Hamid re-signed
 6/14: Rodrigo Brasesco waived
 6/20: Fred released from contract
 6/27: Brandon McDonald acquired from the San Jose Earthquakes in exchange for allocation money
 6/27: Dwayne De Rosario acquired from the New York Red Bulls in exchange for Dax McCarthy
 6/29: Junior Carreiro waived
 7/18: Austin da Luz acquired from New York Red Bulls in exchange for international roster spot
 8/23: Brandon McDonald re-signed
 9/7: Stephen King re-signed
 11/29: Robbie Russell acquired from Real Salt Lake in exchange for 2013 SuperDraft third round selection
 12/1: Charlie Davies contract purchase declined
 12/7: Santino Quaranta retires
 12/12: Marc Burch selected in 2011 MLS Re-Entry Draft by Seattle Sounders FC
 12/12: Clyde Simms selected in 2011 MLS Re-Entry Draft by New England Revolution
 12/15: Kurt Morsink re-signed
 12/22: Devon McTavish retires
 12/31: Brandon Barklage, Steve Cronin, Austin Da Luz, Joseph Ngwenya, Jed Zayner contract options not exercised

2012

1/12: 2012 MLS SUPERDRAFT

Nick DeLeon (First round/seventh overall)

1/17: 2012 MLS SUPPLEMENTAL DRAFT

Lance Rozeboom (second round/26th overall), Charles Rodriguez (3/45), Matthew Kuhn (4/64)
 1/18: Maicon Santos signed
 1/20: Danny Cruz acquired from Houston Dynamo in exchange for partial allocation
 1/25: Emiliano Dudar signed
 2/2: Hamdi Salihi signed as a Designated Player
 2/3: Blake Brettschneider waived
 2/6: Marcelo Saragosa signed
 2/20: Dwayne De Rosario re-signed

MLS AWARD WINNERS

1996

MLS Cup MVP: Marco Etcheverry
MLS Best XI:
Midfielder Marco Etcheverry

1997

Goal of the Year: Marco Etcheverry
MLS Coach of the Year: Bruce Arena
Defender of the Year: Eddie Pope
MLS Cup MVP: Jaime Moreno
MLS Best XI:
Defender Eddie Pope
Defender Jeff Agoos
Midfielder Marco Etcheverry
Forward Jaime Moreno

1998

Honda MLS MVP: Marco Etcheverry
Rookie of the Year: Ben Olsen
MLS Best XI:
Defender Eddie Pope
Midfielder Marco Etcheverry

1999

Goal of the Year: Marco Etcheverry
MLS Cup MVP: Ben Olsen
MLS Best XI:
Defender Jeff Agoos
Midfielder Marco Etcheverry
Forward Jaime Moreno

2003

USSF Humanitarian of the Year: Ben Olsen
MLS Best XI:
Defender Ryan Nelsen

2004

MLS Cup MVP: Alecko Eskandarian
GAS Play of the Year: Freddy Adu
RadioShack MLS Best XI:
Defender Ryan Nelsen
Forward Jaime Moreno

2005

RadioShack MLS Best XI:
Midfielder Christian Gomez
Forward Jaime Moreno

10TH SEASON

RadioShack MLS All-Time Best XI:
Forward Jaime Moreno
Midfielder Marco Etcheverry
Defender Eddie Pope

2006

Honda MLS MVP: Christian Gomez
Panasonic Goalkeeper of the Year: Troy Perkins
MLS Defender of the Year: Bobby Boswell
RadioShack MLS Best XI:
Goalkeeper Troy Perkins
Defender Bobby Boswell
Midfielder Christian Gomez
Forward Jaime Moreno

2007

Honda MLS MVP: Luciano Emilio
MLS Newcomer of the Year: Luciano Emilio
Budweiser Golden Boot: Luciano Emilio
MLS Best XI:
Forward Luciano Emilio
Midfielder Christian Gomez
Midfielder Ben Olsen

2010

MLS Rookie of the Year: Andy Najar

2011

Volkswagen MLS MVP: Dwayne De Rosario
Budweiser Golden Boot: Dwayne De Rosario
MLS Best XI:
Midfielder Dwayne De Rosario

ALL-STAR HISTORY

FREDDY ADU

YEAR	TEAM	GP/GS	MIN	G	A
2004	East	1/0	45	0	0
2006	MLS	1/0	45	0	0

JEFF AGOOS

YEAR	TEAM	GP/GS	MIN	G	A
1996	East	1/1	90	0	0
1997	East	1/1	90	0	0
1998	USA	1/0	45	0	1
1999	East	1/1	45	0	0
2000	East	1/1	34	0	0

GEOFF AUNGER

YEAR	TEAM	GP/GS	MIN	G	A
1998	World	1/1	60	0	0

BOBBY BOSWELL

YEAR	TEAM	GP/GS	MIN	G	A
2006	MLS	1/1	90	0	0

BOBBY CONVEY

YEAR	TEAM	GP/GS	MIN	G	A
2001	East	0	0	0	0

RAUL DIAZ ARCE

YEAR	TEAM	GP/GS	MIN	G	A
1997	East	1/1	56	0	0

ALECKO ESKANDARIAN

YEAR	TEAM	GP/GS	MIN	G	A
2004	East	1/0	45	1	0
2006	MLS	1/0	45	0	0

MARCO ETCHEVERRY

YEAR	TEAM	GP/GS	MIN	G	A
1996	East	1/0	55	0	0
1997	East	1/1	45	0	0
1998	World	1/1	45	0	0
1999	East	1/1	90	0	0
2000	East	1/0	27	0	1
2001	East	1/1	72	0	2
2002	MLS	1/0	45	1	0

CHRISTIAN GOMEZ

YEAR	TEAM	GP/GS	MIN	G	A
2005	MLS	1/0	26	0	1
2006	MLS	1/1	45	0	0
2007	MLS	1/1	65	0	0

JOSH GROS

YEAR	TEAM	GP/GS	MIN	G	A
2006	MLS	1/1	90	0	0

JOHN HARKES

YEAR	TEAM	GP/GS	MIN	G	A
1996	East	DNP DUE TO INJURY			
1997	East	1/1	45	0	0
1998	USA	1/1	69	0	1

DEMA KOVALENKO

YEAR	TEAM	GP/GS	MIN	G	A
2004	East	1/1	90	0	0

ROY LASSITER

YEAR	TEAM	GP/GS	MIN	G	A
1998	USA	1/0	45	1	0
1999	East	1/1	45	1	0

CARLOS LLAMOSA

YEAR	TEAM	GP/GS	MIN	G	A
1999	East	1/0	45	0	0

JAIME MORENO

YEAR	TEAM	GP/GS	MIN	G	A
1997	East	1/1	45	0	0
1998	World	1/1	69	0	0
1999	East	1/0	45	0	1
2000	East	1/1	45	1	1
2004	East	1/1	45	0	0
2006	MLS	1/1	45	0	0
2010	MLS	1/1	45	0	0

RYAN NELSEN

YEAR	TEAM	GP/GS	MIN	G	A
2003	MLS	1/1	45	0	0

BEN OLSEN

YEAR	TEAM	GP/GS	MIN	G	A
2006	USA	0/0	0	0	0
2004	USA	0/0	0	0	0
2001	USA	0/0	0	0	0
1998	USA	1/0	45	0	0
1999	East	1/1	45	0	0

TROY PERKINS

YEAR	TEAM	GP/GS	MIN	GA	SV
2006	MLS	1/1	45	0	2

EDDIE POPE

YEAR	TEAM	GP/GS	MIN	G	A
1997	East	1/1	45	0	0
1998	USA	1/1	90	0	0
1999	East	1/1	45	0	0
2000	East	1/1	32	0	0
2001	USA	0/0	0	0	0
2002	USA	1/1	30	0	0

TOM PRESTHUS

YEAR	TEAM	GP/GS	MIN	GA	SV
1999	East	1/1	45	4	2

SANTINO QUARANTA

YEAR	TEAM	GP/GS	MIN	G	A
2001	East	1/1	90	0	2

STEVE RAMMEL

YEAR	TEAM	GP/GS	MIN	G	A
1996	East	1/0	23	0	0

RICHIE WILLIAMS

YEAR	TEAM	GP/GS	MIN	G	A
1997	East	1/0	45	1	1
1999	East	1/1	45	0	0

ALL-TIME COACHING REGISTER

BRUCE ARENA

YEAR	TEAM	W-L-T
1997	East	1-0-0
1998	USA	1-0-0

PETER NOWAK

YEAR	TEAM	W-L-T
2004	East	1-0-0
2006	MLS	1-0-0

THOMAS RONGEN

YEAR	TEAM	W-L-T
1999	East	0-1-0

INTERNATIONAL APPEARANCES

Full international appearances made while a member of D.C. United (updated Feb. 23 2011)

FREDDY ADU, USA (1)

2006 (1): Canada (Jan. 22)

JEFF AGOOS, USA (58)

1996 (13): Trinidad & Tobago (Jan. 13), El Salvador (Jan. 16), Brazil (Jan. 18), Guatemala (Jan. 21, 1 goal), Scotland (May 26), Ireland (June 9), Bolivia (June 12), El Salvador (Aug. 30), Guatemala (Nov. 3), Trinidad & Tobago (Nov. 10), Trinidad & Tobago (Nov. 24), Costa Rica (Dec. 14), Guatemala (Dec. 21)
1997 (14): Peru (Jan. 17), Mexico (Jan. 19), Denmark (Jan. 22), Jamaica (March 2), Canada (March 16), Costa Rica (March 23), Mexico (April 20), Paraguay (June 4), Israel (June 17), El Salvador (June 29), Costa Rica (Sept. 7), Jamaica (Oct. 3), Mexico (Nov. 2), El Salvador (Nov. 16)
1998 (12): Sweden (Jan. 24), Cuba (Feb. 1), Costa Rica (Feb. 7), Brazil (Feb. 10), Mexico (Feb. 14), Netherlands (Feb. 21), Belgium (Feb. 25), Austria (April 22), Macedonia (May 16), Kuwait (May 24), Scotland (May 30), Australia (Nov. 6)
1999 (9): Bolivia (Jan. 24), Germany (Feb. 6), Guatemala (March 11), Mexico (March 13), Argentina (June 13), New Zealand (July 24), Brazil (July 28), Germany (July 30), Mexico (Aug. 1)
2000 (8): Iran (Jan. 16), Haiti (Feb. 12), Colombia (Feb. 19), South Africa (June 3), Mexico (June 11), Costa Rica (Oct. 11), Mexico (Oct. 25), Barbados (Nov. 15)
2001 (2): China (Jan. 27), Colombia (Feb. 3)

CHRIS ALBRIGHT, USA (7)

1999 (1): Jamaica (Sept. 8, 1 goal)
2000 (3): Tunisia (March 12), Costa Rica (Oct. 11), Mexico (Oct. 25)
2001 (3): China (Jan. 27), Colombia (Feb. 3), Honduras (March 28)

RAUL DIAZ ARCE, EL SALVADOR (22)

1996 (8): Trinidad & Tobago (Jan. 10, 2 goals), USA (Jan. 16), Cuba (Sept. 8, 2 goals), Panama (Oct. 6, 1 goal), Canada (Nov. 3), Panama (Nov. 10, 1 goal), Cuba (Dec. 1, 1 goal), Canada (Dec. 15)
1997 (10): Canada (April 6), Costa Rica (May 4, 1 goal), Jamaica (May 18), Mexico (June 8), USA (June 29, 1 goal), Costa Rica (Aug. 10), Canada (Sept. 14, 1 goal), Mexico (Oct. 5), Jamaica (Nov. 9), USA (Nov. 16, 1 goal)
2000 (4): Honduras (July 16), St. Vincent/Grenadines (July 23, 3 goals), Jamaica (Aug. 16), Honduras (Sept. 2)

BOBBY BOSWELL, USA (2)

2006 (1): Guatemala (Feb. 19)
2007 (1): Denmark (Jan. 20), Colombia (July 5)

BRANKO BOSKOVIC – MONTENEGRO (4)

2010 (4): Wales (September 3), Bulgaria (September 7), Switzerland (October 8), England (October 12)

BRIAN CARROLL, USA (5)

2005 (2): Panama (Oct. 12), Scotland (Nov. 12)
2006 (2): Japan (Feb. 10), Guatemala (Feb. 19)
2007 (1): Mexico (Feb. 7)

RONALD CERRITOS, EL SALVADOR (1)

2004 (1): Colombia (April 28)

BOBBY CONVEY, USA (26)

2000 (1): Mexico (Oct. 25)
2001 (1): Brazil (March 3)
2002 (1): Honduras (March 2)
2003 (15): Canada (Jan. 19), Argentina (Feb. 8), Jamaica (Feb. 12), Venezuela (March 29), Mexico (May 8), Wales (May 26), New Zealand (June 8), Turkey (June 19), Brazil (June 21), Cameroon (June 23), Paraguay (July 6), El Salvador (July 12), Martinique (July 14), Brazil (July 23), Costa Rica (July 26)
2004 (8): Denmark (Jan. 18), Holland (Feb. 18), Haiti (March 13), Poland (March 31), Mexico (April 28), Honduras (June 2), Grenada (June 20), Poland (July 11)

DWAYNE DE ROSARIO, CANADA (6)

2011 (6): Saint Lucia (Sep. 2), Puerto Rico (Sep. 6), Saint Lucia (Oct. 7), Puerto Rico (Oct. 11), Saint Kitts and Nevis (Nov. 11), Saint Kitts and Nevis (Nov. 15)

FRANCIS DOE, LIBERIA (3)

2008 (3): Gambia, (June 4), Senegal (June 15), Senegal (June 21)

ALECKO ESKANDARIAN, USA (1)

2003 (1): Wales (May 26)

MARCO ETCHEVERRY, BOLIVIA (40)

1996 (11): Slovakia (Jan. 30), Paraguay (Feb. 14), Peru (March 7), Argentina (April 24), Mexico (June 8), USA (June 12), Ireland (June 15), Venezuela (July 7, 1 goal), Peru (Aug. 1), Colombia (Nov. 10), Paraguay (Dec. 15)
1997 (14): Ecuador (Jan. 12, 1 goal), Chile (Feb. 12), Venezuela (June 8), Peru (June 15, 1 goal), Uruguay (June 18), Colombia (June 21, 1 goal), Mexico (June 25, 1 goal), Brazil (June 29), Peru (July 6), Uruguay (July 20, 1 goal), Colombia (Aug. 20), Paraguay (Sept. 10), Ecuador (Oct. 13), Chile (Nov. 16)
1999 (12): Jamaica (March 3), Guatemala (March 5), Paraguay (March 7), Mexico (March 11), Guatemala (March 13), Chile (June 20), Paraguay (June 29), Peru (July 2), Japan (July 5), Egypt (July 25), Saudi Arabia (July 27), Mexico (July 29)
2000 (3): Argentina (June 4), Venezuela (June 28), Brazil (Sept. 3)
2002 (1): Venezuela (Aug. 21)
2003 (1): Argentina (Nov. 15)

JOSH GROS, USA (1)

2007 (1): Mexico (Feb. 7)

IVAN GUERRERO, HONDURAS (2)

2008 (2): Mexico (Aug. 20), Mexico (Nov. 19)

BILL HAMID, USA (1)

2012 (1): Venezuela (Jan. 21)

JOHN HARKES, USA (31)

1996 (14): El Salvador (Jan. 16), Brazil (Jan. 18), Guatemala (Jan. 21), Scotland (May 26), Ireland (June 9), Bolivia (June 12), Mexico (June 16), El Salvador (Aug. 30), Guatemala (Nov. 3), Trinidad

& Tobago (Nov. 10), Trinidad & Tobago (Nov. 24), Costa Rica (Dec. 1), Costa Rica (Dec. 14), Guatemala (Dec. 21)

1997 (10): Jamaica (March 2), Canada (March 16), Costa Rica (March 23), Mexico (April 20), Paraguay (June 4), Israel (June 17), El Salvador (June 29), Jamaica (Oct. 3), Mexico (Nov. 2), El Salvador (Nov. 16)

1998 (7): Sweden (Jan. 24), Cuba (Feb. 1), Costa Rica (Feb. 7), Brazil (Feb. 10), Mexico (Feb. 14), Netherlands (Feb. 21), Belgium (Feb. 25)

EZRA HENDRICKSON, ST. VINCENT / GRENADINES (4)

2004 (4): Trinidad & Tobago (Aug 18), St. Kitts and Nevis (Sep 8), Mexico (Oct 6), Trinidad & Tobago (Nov 17)

BEN IROHA, NIGERIA (1)

1997 (1): Guinea (Aug. 17)

DEJAN JAKOVIC, CANADA (9)

2009 (4): Jamaica (July 3), El Salvador (July 7), Honduras (July 18), Poland (November 18)
2010 (4): Jamaica (January 31), Peru (September 4), Honduras (September 7), Ukraine (October 8)
2011 (2): Greece (February 9), Ecuador (June 1)

JULIUS JAMES, TRINIDAD & TOBAGO (5)

2009 (1): Costa Rica (October 10)
2010 (4): Jamaica (October 10), Cuba (November 26), Grenada (November 28), Martinique (November 30)

AVERY JOHN, TRINIDAD & TOBAGO (1)

2009 (1): Costa Rica (June 6)

PERRY KITCHEN, USA U-23 (1)

2011 (1): Azerbaijan (Nov. 11)

ROY LASSITER, USA (5)

1998 (1): Australia (Nov. 6)
1999 (4): Bolivia (Jan. 24), Germany (Feb. 6), Chile (Feb. 21), Argentina (June 13)

CARLOS LLAMOSA, USA (15)

1998 (1): Australia (Nov. 6)
1999 (4): Chile (Feb. 21), Guatemala (March 11), New Zealand (July 24), Brazil (July 28)
2000 (9): Iran (Jan. 16), Peru (Feb. 16), Tunisia (March 12), South Africa (June 3), Mexico (June 11), Guatemala (Sept. 3), Costa Rica (Oct. 11), Mexico (Oct. 25), Barbados (Nov. 15)
2001 (1): China (Jan. 27)

DAX MCCARTY – USA (1)

2011: Honduras (January 23)

JAIME MORENO, BOLIVIA (48)

1996 (8): Chile (May 26), USA (June 12, 1 goal), Ireland (June 15), Venezuela (July 7), Peru (Sept. 1), Uruguay (Oct. 8), Colombia (Nov. 10, 1 goal), Paraguay (Dec. 15)
1997 (14): Ecuador (Jan. 12, 1 goal), Slovakia (Feb. 2), Chile (Feb. 12), Argentina (April 2), Venezuela (June 8), Venezuela (June 12), Uruguay (June 18), Colombia (June 21), Mexico (June 25, 1 goal), Brazil (June 29), Peru (July 6), Bolivia (July 20), Colombia (Aug. 10), Chile (Nov. 16)

1999 (9): Jamaica (March 3), Guatemala (March 5), Paraguay (March 7), Mexico (March 11), Paraguay (June 29), Peru (July 2), Japan (July 5), Saudi Arabia (July 27), Mexico (July 29)

2000 (5): Uruguay (March 29), Colombia (April 26), Venezuela (June 28, 1 goal), Brazil (Sept. 3), Peru (Oct. 8)

2007 (9): Ireland (May 16), Paraguay (June 19), Venezuela (June 26, one goal), Uruguay (June 30), Peru (July 3, 1 goal), Peru (Sept. 12), Uruguay (Oct. 13), Argentina (Nov. 17), Venezuela (Nov. 20)
2008 (3): Guatemala (Aug. 6), Brazil (Sept. 10), El Salvador (Oct. 22)

BRYAN NAMOFF, USA (1)

2007 (1): Denmark (Jan. 20)

RYAN NELSEN, NEW ZEALAND (18)

2001 (6): Tahiti (June 6), Cooks Island (June 8), Solomon Island (June 11), Vanuatu (June 13), Australia (June 20), Australia (June 24)
2002 (5): Tahiti (July 5), Papua New Guinea (July 7), Solomon Islands (July 9), Vanuatu (July 12), Australia (July 14)
2003 (4): USA (June 8), Japan (June 18), Columbia (June 20), France (June 22)
2004 (3): Vanuatu (June 2), Tahiti (June 4), Fiji (June 6)

ANDY NAJAR, HONDURAS (2)

2011 (2): Colombia (Sep. 3), Paraguay (Sep. 6)

BEN OLSEN, USA (36)

1998 (1): Australia (Nov. 6)
1999 (7): Chile (Feb. 21, 1 goal), Guatemala (March 11), Mexico (March 13), New Zealand (July 24), Germany (July 30, 1 goal), Saudi Arabia (Aug. 3), Jamaica (Sept. 8)
2000 (10): Iran (Jan. 16), Chile (Jan. 29), Haiti (Feb. 12), Peru (Feb. 16), Colombia (Feb. 19), Tunisia (March 12, 1 goal), South Africa (June 3), Ireland (June 6), Mexico (June 11), Costa Rica (Oct. 11)
2001 (1): China (Jan. 27)
2002 (1): El Salvador (Nov 17)
2003 (1): Canada (Jan 18), Argentina (Feb 8)
2005 (5): Cuba (July 7), Costa Rica (July 12), Jamaica (July 16), Panama (July 4), Scotland (Nov. 12)
2006 (8): Canada (Jan. 22), Norway (Jan. 29), Japan (Feb. 10), Guatemala (Feb. 19, 1 goal), Germany (March 22), Jamaica (April 11, 1 goal), Venezuela (May 26), Ghana (June 22)
2007 (2): Argentina (June 28), Paraguay (July 2)

TROY PERKINS, USA (1)

2009 (1): Honduras (Jan 23)

MIKE PETKE, USA (1)

2003 (1): Wales (May 26)

EDDIE POPE, USA (53)

1996 (4): Trinidad & Tobago (Nov. 10), Trinidad & Tobago (Nov. 24), Costa Rica (Dec. 1), Costa Rica (Dec. 14)

1997 (9): Canada (March 16, 1 goal), Costa Rica (March 23), Mexico (April 20, 1 goal), Israel (June 17), El Salvador (June 29), Costa Rica (Sept. 7), Jamaica (Oct. 3), Mexico (Nov. 2), Canada (Nov. 9)
1998 (12): Sweden (Jan. 24), Cuba (Feb. 1), Costa Rica (Feb. 7), Brazil (Feb. 10), Mexico (Feb. 14), Austria (April 22), Macedonia (May 16), Kuwait (May 24), Scotland (May 30), Germany (June 15), Iran (June 21), Australia (Nov. 14)
1999 (3): Bolivia (Jan. 24), Mexico (March 13),

Jamaica (Sept. 8)
2000 (6): Chile (Jan. 29), Peru (Feb. 16), Colombia (Feb. 19), Guatemala (July 16), Barbados (Aug. 16, 1 goal), Guatemala (Sept. 3)
2001 (8): China (Jan. 27), Mexico (Feb. 28), Brazil (March 3), Trinidad & Tobago (June 20), Honduras (Sept. 1), Costa Rica (Sept. 5), Jamaica (Oct. 7), Trinidad & Tobago (Nov. 11)
2002 (11): Honduras (March 2), Germany (March 27), Mexico (April 13), Ireland (April 17, 1 goal), Uruguay (May 12), Netherlands (May 19), Portugal (June 5), Korea (June 10), Poland (June 14), Mexico (June 17), Germany (June 21)

TOM PRESTHUS, USA (1)

1999 (1): Chile (Feb. 21)

SANTINO QUARANTA, USA (15)

2005 (9): Cuba (July 7), Jamaica (July 16), Panama (July 24), Trinidad & Tobago (Aug. 17), Mexico (Sept. 3), Guatemala (Sept. 7), Costa Rica (Oct. 8), Panama (Oct. 12), Scotland (Nov. 12)
2006 (2): Norway (Jan. 29), Guatemala (Feb. 19)
2009 (4): Honduras (July 8, 1 goal), Haiti (July 11), Honduras (July 23), Mexico (July 26)

MILTON REYES, USA (1)

2004 (1): Colombia (Feb. 18)

NICK RIMANDO, USA (3)

2002 (1): El Salvador (Nov. 17)
2003 (1): Canada (Jan 19), Wales (May 26)

TONY SANNEH, USA (3)

1997 (3): China (Jan. 29), China (Feb. 1), Costa Rica (March 23)

CLYDE SIMMS, USA (1)

2005 (1): England (May 28)

ROBERT SSEJJEMBA, UGANDA (1)

2006 (1): Niger (Oct. 7)

EARNIE STEWART, USA (9)

2003 (5): Venezuela (March 29), Wales (May 26), Turkey (June 19), Cameroon (June 21), Brazil (June 23)
2004 (4): Honduras (June 2), Grenada (June 13), Grenada (June 20), Jamaica (Aug. 18)

MARK WATSON, CANADA (5)

2001 (5): Egypt (April 24), Iran (April 26), Japan (May 31), Brazil (June 2), Malta (Nov. 14)

ROY WEGERLE, USA (3)

1997 (3): Costa Rica (Sept. 7), Mexico (Nov. 2), Canada (Nov. 9, 2 goals)

ETHAN WHITE, USA U-23 (1)

2011 (1): VFL Bochum (Nov. 11)

RICHIE WILLIAMS, USA (16)

1998 (1): Australia (Nov. 6)
1999 (7): Chile (Feb. 21), Guatemala (March 11), New Zealand (July 24), Germany (July 30), Mexico (Aug. 1), Saudi Arabia (Aug. 3), Jamaica (Sept. 8)
2000 (5): Chile (Jan. 29), Haiti (Feb. 12), Colombia (Feb. 19), Mexico (Oct. 25), Barbados (Nov. 15)
2001 (1): Colombia (Feb. 3)
2002 (2): Cuba (Jan 21), Costa Rica (Feb 2)

MLS

EASTERN CONFERENCE

CHICAGO FIRE

7000 South Harlem Ave.
Bridgeview, IL 60455
Phone: 708-594-7200
Fax: 708-496-6050

PR DIRECTORY

Brendan Hannan
O: 708-496-6725, bhannan@chicago-fire.com
Jeff Crandall
O: 708-496-6753, jcrandall@chicago-fire.com

STADIUM INFORMATION

TOYOTA PARK
7000 South Harlem Ave.
Bridgeview, IL 60455
Capacity: 20,000
Field Size: 75 x 120 yards

VISITING TEAM HOTEL

Swissotel
323 E. Wacker Dr.
Chicago, IL 60601

COLUMBUS CREW

One Black & Gold Blvd.
Columbus, Ohio 43211
Phone: 614-447-2739
Fax: 614-447-4109

PR DIRECTORY

Dave Stephany
O: 614-447-4190, dstephany@thecrew.com
Marco Rosa
O: 614-447-4176, mrosa@thecrew.com

STADIUM INFORMATION

Columbus Crew Stadium
One Black & Gold Blvd.
Columbus, Ohio 43211
Capacity: 20,145
Field Size: 75 x 115 yards

D.C. UNITED

RFK Stadium
2400 East Capitol Street, SE
Washington, DC 20003
Main: 202-587-5000
dccustomerservice@dcunited.com

PR DIRECTORY

Kyle Sheldon
O: 202-587-5450, ksheldon@dcunited.com
Ryan Tronovitch
O: 202-587-5429, rtronovitch@dcunited.com
Nicolas Fernandez
O: 202-587-5440, nfernandez@dcunited.com

STADIUM INFORMATION

RFK Stadium
2400 East Capitol Street, SE
Washington, DC 20003
Capacity: 19,647
Field Size: 72 yards x 110 yards

VISITING TEAM HOTEL

Renaissance M Street Hotel
1143 New Hampshire Avenue, NW
Washington, DC 20037
Phone: 202-775-0800

TORONTO FC

BMO Field, Exhibition Place
170 Princes' Blvd
Toronto, ON
M6K 3C3
Phone: 416-815-5400

PR DIRECTORY

Mike Masaro
O: 416-815-6172
mmasaro@torontofc.ca

STADIUM INFORMATION

BMO Field
Exhibition Place
170 Princes' Blvd
Toronto ON, M6K 3C3
Capacity: 22,325
Field Size: 105 metres x 69 metres

NEW YORK RED BULLS

Red Bull Arena
600 Cape May Street
Harrison, NJ 07029
Phone: 877-727-6223

PR DIRECTORY

Jurgen Mainka - O: 973-268-7247
jurgen.mainka@newyorkredbulls.com
Brian Tsao - O: 973-268-7246,
brian.tsao@newyorkredbulls.com
Frank Della Femina - O: 972-268-7243
frank.dellafemina@newyorkredbulls.com
Chris Celletti - O: 973-268-7255
christopher.celletti@newyorkredbulls.com

STADIUM INFORMATION

Red Bull Arena
600 Cape May Street
Harrison, NJ 07029
MLS Capacity: 25,000
Field Size: 75 x 120 yards

NEW ENGLAND REVOLUTION

Gillette Stadium
One Patriots Place
Foxborough, MA 02035
Phone: 508-543-8200

PR DIRECTORY

Lizz Summers
O: 508-49-0496, lizzs@revolutionsoccer.net
Missy Wade
O: 508-384-4372, missyw@revolutionsoccer.net
Tim Miller
O: 508-549-0468, timm@revolutionsoccer.net

STADIUM INFORMATION

Gillette Stadium
One Patriots Place
Foxborough, MA 02035
MLS Capacity: 20,000
Field Size: 75 x 106 yards

VISITING TEAM HOTEL

Renaissance Hotel & Spa at Patriot Place
28 Patriot Place
Foxborough, MA 02035
Phone: 508-543-5500

PHILADELPHIA UNION

2501 Seaport Drive
Switch House Suite 500
Chester, PA 19013
Phone: 610-497-1657

PR DIRECTORY

Aimee Cicero
O: 610-497-8186, acicero@philadelphiaunion.com

STADIUM INFORMATION

PPL Park
1 Stadium Drive
Chester, PA 19013
Capacity: 18,500
Field size: 75 yards x 120 yards

VISITING TEAM HOTEL

Hyatt Regency Philadelphia at Penn's Landing
201 South Columbus Blvd
Philadelphia, PA 19106
Phone: 215-928 1234

HOUSTON DYNAMO

1001 Avenida de las Americas Ste. 200
Houston, TX 77010
info@houstondynamo.com
Phone: 713-276-7500

PR DIRECTORY

Lester Gretsich
O: 713-276-7522, lgretsich@HoustonDynamo.com
Matt Pedersen
O: 713-276-7520
mpedersen@HoustonDynamo.com
Jonathan Kaplan
O: 713-276-7588, jkaplan@HoustonDynamo.com

STADIUM INFORMATION

BBVA Compass Stadium
2200 Texas Avenue
Houston, TX 77003
MLS Capacity: 22,000
Surface: Grass
Field Dimensions: 115 x 75 yards

VISITING TEAM HOTEL

Hyatt Regency Houston
1200 Louisiana St.
Houston, TX 77002
Phone: 713-654-1234

SPORTING KANSAS CITY

210 W. 19th Terrace
Kansas City, MO 64108
Main: 913-387-3400
Toll Free: 888-4KC-GOAL
Fax: 913-387-3401
www.sportingkc.com

PR DIRECTORY

Rob Thomson
O: 913-387-3405, rthomson@sportingkc.com
Kurt Austin
O: 913-387-951-3554, kaustin@sportingkc.com
Josh Whisenhunt
O: 913-387-3428, jwhisenhunt@sportingkc.com
Alice Schroeder
O: 913-387-3423, aschroeder@sportingkc.com

STADIUM INFORMATION

LIVESTRONG Sporting Park
One Sporting Way, Kansas City, KS 66111
MLS Capacity: 18,467
Surface: Natural Grass
Field Dimensions: 75 yards x 120 yards

VISITING TEAM HOTEL

Kansas City Marriott Downtown
200 West 12th Street
Kansas City, MO 64105
Main: 816-421-6800
Fax: 816-855-4418

MONTREAL IMPACT

4750 Sherbrooke East Street
Montreal, QC, Canada H1V 3S8
Office: 514-328-3668
Fax: 514-328-1287

PR DIRECTORY

Patrick Vallée
O: 514-328-3668, Ext. 227
patrick.vallee@impactmontreal.com
Eric Forest
O: 514-328-3668, Ext. 267
eric.forest@impactmontreal.com

STADIUM INFORMATION

Stade Saputo
4750 Sherbrooke East Street
Montreal, QC, Canada H1V 3S8
Capacity: 20,341
Field Size: 77 yards x 120 yards

VISITING TEAM HOTEL

Le Centre Sheraton Montreal Hotel
1201, Rene-Levesque West
Montreal, QC, H3B 2L7
Main: 514-878-2000
Fax: 514-878-3958

WESTERN CONFERENCE

CD CHIVAS USA

18400 Avalon Blvd., Suite 500
Carson, CA 90746
Phone: 310-630-4550

PR DIRECTORY

Rodrigo Ochoa
O: 310-974-2987, rochoa@cdchivasusa.com
Richard Castillo
O: 310-982-3656, rcastillo@cdchivasusa.com

STADIUM INFORMATION

The Home Depot Center
18400 Avalon Blvd., Suite 500
Carson, CA 90746
Capacity: 27,000
Field Size: 75 yards x 120 yards

VISITING TEAM HOTEL

Torrance Marriott South Bay
3635 Fashion Way
Torrance, CA, 90503
Phone: 310-316-3636

COLORADO RAPIDS

6000 Victory Way
Commerce City, CO 80022
Phone: 303-727-3500

PR DIRECTORY

David Lindholm
O: 303-727-3503, dlindholm@dsgpark.com
Rachel Sweeney
O: 303-727-3508, rsweeney@dsgpark.com

STADIUM INFORMATION

Dick's Sporting Goods Park
6000 Victory Way
Commerce City, CO 80022
Phone: 303-727-3500
Capacity: 18,086
Field Size: 75 x 120 yards

VISITING TEAM HOTEL

Denver Marriott City Center
1701 California Street
Denver, CO 80202
Phone: 800-228-9290

FC DALLAS

9200 World Cup Way, Suite 202
Frisco, TX 75034
Phone: 469-365-0000

PR DIRECTORY

Leigh Anne Gullett
O: 469-365-0054, lgullett@fcdallas.net
Jason Minnick
O: 469-365-0068, jminnick@fcdallas.net

STADIUM INFORMATION

FC Dallas Stadium
9200 World Cup Way, Suite 202
Frisco, TX 75034
Capacity: 20,500
Field Size: 74 x 117 yards

VISITING TEAM HOTEL

Embassy Suites
7600 John Q. Hammons Drive
Frisco, TX 75034
Phone: 972-712-7200

LA GALAXY

18400 Avalon Blvd.
Suite 200
Carson, CA 90746
customerservice@lagalaxy.com
Phone: 310-630-2200

PR DIRECTORY

Justin Pearson
O: 310-630-2216, jpearson@lagalaxy.com
Jaime Cárdenas
O: 310-630-2215, jcardenas@lagalaxy.com

STADIUM INFORMATION

The Home Depot Center
18400 Avalon Blvd.
Carson, CA 90746
Capacity: 27,000
Field size: 75 x 120 yards

VISITING TEAM HOTEL

Torrance Marriott South Bay
3635 Fashion Way
Torrance, CA 90503
Phone: 310-316-3636

REAL SALT LAKE

9256 State Street
Sandy, UT 84070
Phone: 801-727-2701

PR DIRECTORY

Trey Fitz-Gerald
O: 801-727-2717, tfitz@RealSaltLake.com
John Koluder
O: 801-727-2716, jkoluder@RealSaltLake.com

STADIUM INFORMATION

Rio Tinto Stadium
9256 State Street
Sandy, Utah 84070
Phone: 801-727-2701
MLS Capacity: 20,189
Field Dimensions: 75 x 120 yards

VISITING TEAM HOTEL

Sheraton Salt Lake City
150 West 500 South
Salt Lake City, UT 84101
Phone: 801-401-2000
Fax: 801-531-0705

SAN JOSE EARTHQUAKES

451 El Camino Real Suite 220
Santa Clara, CA 95050
Phone: 408-556-7700
Fax: 408-260-6802

PR DIRECTORY

Jed Mettee
O: 408-556-7723, jmettee@sjeearthquakes.com
Frank Stranzi
O: 408-556-7774, fstranzi@sjeearthquakes.com

STADIUM INFORMATION

Buck Shaw Stadium
500 El Camino Real
Santa Clara, CA 95053
Capacity: 10,500
Field Size: unlisted

VISITING TEAM HOTEL

The Fairmont San Jose
170 S. Market Street
San Jose, CA 95113
408-998-1900

SEATTLE SOUNDERS FC

Virginia Mason Athletic Center
12 Seahawks Way
Renton, WA 98056
Phone: 425-203-8000

PR DIRECTORY

Suzanne Lavender
O: 425-203-8024, suzannel@seahawkssoundersfc.com
Mike Ferris
O: 425-203-8313, mikefe@soundersfc.com
Jeff Garza
O: 425-203-8021, jeffga@seahawkssoundersfc.com

STADIUM INFORMATION

XBOX Pitch at CenturyLink Field
800 Occidental Ave. S.
Seattle, WA 98134
Phone: 206.381.7236/7237
Capacity: 35,500
Field Size: 117 x 73 yards

VISITING TEAM HOTEL

Hyatt at Olive 8
1635 8th Ave.
Seattle, Wash. 98101
206-695-1234

PORTLAND TIMBERS

1844 SW Morrison St.
Portland, OR 97205
Phone: 503-553-5400
info@pgepark.com

PR DIRECTORY

Chris Metz
O: 503-553-5433, cmetz@portlandtimbers.com
Marc Kostic
O: 503-553-5415, mkostic@portlandtimbers.com

STADIUM INFORMATION

JELD-WEN Field
1844 SW Morrison St.
Portland, OR 97205
Capacity: 20,438
Field Size: 70 x 110 yards
Press Box Phone Number: 503-960-4113

VISITING TEAM HOTEL

The Nines
525 SW Morrison
Portland, OR 97204
Phone: 503-222-9996

VANCOUVER WHITECAPS FC

550 – 375 Water Street
Vancouver, BC V6B 5C6
Phone: 604-669-9283

PR DIRECTORY

Carly Jokic
O: 604-669-9283 ext. 2287
cjokic@whitecapsfc.com
Nathan Vanstone
O: 604-629-2251, nvanstone@whitecapsfc.com
Jenna Visram
O: 604-669-9283 ext. 2260
jvisram@whitecapsfc.com

STADIUM INFORMATION

BC Place Stadium
777 Pacific Boulevard
Vancouver, BC V6B 4Y8
MLS Capacity: 21,000
Pitch Surface: Polytan Ligaturf 240 RS+
Pitch Dimensions: 117 x 75 yards

VISITING TEAM HOTEL

Hyatt Regency Vancouver
655 Burrard Street
Vancouver, BC V6C 2R7

MLS RULES AND REGULATIONS

A Major League Soccer club's first team roster is comprised of up to 30 players. All 30 players are eligible for selection to each 18-player game-day squad during the regular season and playoffs.

Salary & Budget:

Players occupying roster spots 1-20 count against the club's 2012 salary budget of \$2,810,000, and are referred to collectively as the club's Salary Budget Players.

Roster spots 19 and 20 are not required to be filled, and teams may spread their salary budget across only 18 Salary Budget Players. A minimum salary budget charge will be imputed against a team's salary budget for each unfilled senior roster slot below 18.

The maximum budget charge for a single player is \$350,000.*

A Designated Player over the age of 23 counts as \$350,000 against the club's salary budget, unless the player joins his club in the middle of the season, in which case his budget charge will be \$175,000.

A Designated Player 20 years old or younger** (referred to as Young Designated Players or Young DPs) to counts as \$150,000 against the club's salary budget

A Designated Player 21-23 years old** counts as \$200,000 against the club's salary budget.

The budget charge for the midseason signing of a Young DP is \$150,000 and this amount cannot be lowered with allocation funds.

Clubs will not have to buy the third DP roster slot to accommodate a Young Designated Player whereas clubs are normally required to buy that slot for a one-time fee of \$250,000.

Clubs are responsible for all amounts above the budget charge for all Designated Players.

* See section entitled Allocation Money below, under Player Acquisition Mechanisms, for details on buying down a player's budget charge.

** Age of player is determined by year (not date) of birth.

Players occupying roster spots 21-30 do not count against the club's salary budget, and are referred to collectively as the club's Off-Budget Players (maximum of 10 per team).

All Generation adidas players are Off-Budget players.

Players occupying roster spots 1-24 will earn at least \$44,000 in 2012.

Players occupying roster spots 25-30 will earn at least \$33,750 in 2012.

Clubs may elect to leave up to two of these roster spots (25-30) vacant and use \$35,000 for each empty spot as allocation money.

Clubs may sign up to two Homegrown Players contracts above the minimum salary and similar to Generation adidas player contract amounts.

Age Designations:

Any player making \$33,750 must be under the age 25 (does not turn 25 or older in 2012).

Domestic/International:

In 2012, a total of 152 international slots are divided among the 19 clubs. Each club began with eight international slots, which are tradable. There is no limit on the number of international slots on each club's roster.

The remaining roster slots must belong to domestic players. For clubs based in the United States, a domestic player is either a U.S. citizen, a permanent resident (green card holder) or the holder of other special status (e.g., refugee or asylum status).

The three MLS clubs based in Canada – Montreal Impact, Toronto FC and Vancouver Whitecaps FC – began with eight international slots, but their domestic slots may be filled with either Canadian or U.S. domestic players.

MLS clubs based in Canada are required to have a minimum of three Canadian domestic players on their rosters.

Players with the legal right to work in Canada are considered Canadian domestic players (i.e., Canadian citizen, permanent resident, part of a protected class).

NOTE: The terms Homegrown and Generation adidas are used to describe mechanisms by which players are acquired. They are not roster designations. All players' roster slots are determined by their compensation and/or age as outlined above.

II. PLAYER ACQUISITION MECHANISMS

MLS teams may acquire players and add them to their rosters via the following mechanisms:

(A) ALLOCATION RANKING

The allocation ranking is the mechanism used to determine which MLS club has first priority to acquire a U.S. National Team player who signs with MLS after playing abroad, or a former MLS player who returns to the League after having gone to a club abroad for a transfer fee. The allocation rankings may also be used in the event two or more clubs file a request for the same player on the same day when the discovery period opens in December. The allocations will be ranked in reverse order of finish for the 2011 season, taking playoff performance into account.

Once the club uses its allocation ranking to acquire a player, it drops to the bottom of the list. A ranking can be traded, provided that part of the compensation received in return is the other club's ranking. At all times, each club is assigned one ranking. The rankings reset at the end of each MLS League season.

Allocation Money

Allocation money is a resource available to clubs in addition to their respective salary budgets.

A club may receive allocation money for:

- (1) failure to qualify for the MLS Cup Playoffs;
- (2) the transfer of a player to a club outside of MLS for value;
- (3) expansion status;

- (4) qualification for the CONCACAF Champions League;
- (5) trading in up to two Off-Budget roster spots;
- (6) funds from purchased third designated player roster spots.

Each year the MLS Competition Committee determines the allocation amount to be made available to each club. Allocation money can be traded by clubs. Allocation money does not count against a club's salary budget and can be used:

To sign players new to MLS (that is, a player who did not play in MLS during the previous season).

To re-sign an existing MLS player, subject to League approval.

To "buy-down" a player's salary budget charge below the League maximum of \$350,000.

In connection with the exercise of an option to purchase a player's rights or the extension of a player's contract for the second year provided the player was new to MLS in the immediately prior year.

NOTE: To protect the interests of MLS and its clubs during discussions with prospective players or clubs in other leagues, amounts of allocation money held by each club will not be shared publicly.

(B) DESIGNATED PLAYER

The Designated Player Rule allows clubs to acquire up to three players whose salaries exceed their budget charges, with the club bearing financial responsibility for the amount of compensation above each player's budget charge. Designated Player slots may be used to acquire players new to MLS or to retain current MLS players, subject to League approval.

In 2012, a Designated Player over the age of 23** will carry a salary budget charge of \$350,000, unless the player joins his club in the middle of the season, in which case his budget charge will be \$175,000.

A Designated Player 20 years old or younger** counts as \$150,000 against the club's salary budget and a Designated Player 21-23 years old counts as \$200,000 against the club's salary budget.

Clubs have the option of "buying down" the budget charge of a Designated Player with allocation money. The reduced charge may not be less than \$150,000.

The budget charge for the midseason signing of a young Designated Player (23 years old and younger) is \$150,000 and this amount cannot be lowered with allocation funds.

Each club has two Designated Player slots and clubs are allowed to "purchase" a third Designated Player slot for a one-time fee of \$250,000 that will be dispersed in the form of allocation money to all clubs that do not have three Designated Players. Clubs will not have to buy the third DP roster slot to accommodate Designated Players 23 years old and younger.

Designated Player slots are not tradable.

** Age of player is determined by year (not date) of birth.

(C) SUPERDRAFT

The 2012 MLS SuperDraft, held Jan. 12 in Kansas City, Mo., consisted of two rounds of 19 picks for a total of 38 player selections. A supplemental draft was held Jan. 17 via teleconference and consisted of four rounds of 19 picks.

The majority of draft prospects are NCAA college seniors who have exhausted their college eligibility. Generation adidas players and non-collegiate international players are also eligible for selection in the SuperDraft and supplemental draft. Clubs may nominate players for the League's draft-eligible list, and only players from that list may be selected.

Generation adidas is a joint program between MLS and adidas that is dedicated to developing exceptional domestic talent in a professional environment. Each year, a handful of top domestic underclassmen and youth national team players are signed to the league and placed in the SuperDraft through this program. Generation adidas players also receive an educational stipend.

Draft Order: The Montreal Impact held the first overall selection in the 2012 MLS SuperDraft as expansion clubs are always given the top spot in the SuperDraft and the Supplemental Draft. The next eight selections went to clubs that did not qualify for the 2011 MLS Cup Playoffs beginning with the club with fewest regular season points (3 points per win, one point per tie). The remaining ten positions were ranked by fewest regular season points among the teams that were eliminated in the same round of the MLS Cup Playoffs.

Unless claimed on waivers, a player who was drafted by a particular team through the SuperDraft or supplemental draft and did not sign with the League, is placed on that team's "College Protected List" until the second December 31 following the draft in question, after which the team loses the rights to the player.

(D) TRADES

Players, SuperDraft and Supplemental draft picks, allocation money, allocation rankings, and international player slots may all be exchanged in trades approved by the MLS League Office, provided all of the necessary rules regarding roster and salary budget compliance are met and the trade is completed during a valid trading period. No trades may occur after the Roster Freeze Deadline of September 15, 2012 at 5 p.m. ET.

(E) DISCOVERY SIGNINGS

Clubs may make discovery claims on players not yet under MLS contract who are not subject to the allocation ranking or lottery mechanisms.

Each club has the opportunity to make six discovery signings per season (expansion teams may make 10 discovery signings in their inaugural season). A club may have up to 10 discovery claims on unsigned players at any time and may remove or add players at any time. The last day for discovery player signings is September 15, 2012 – coinciding with the roster freeze date and trade deadline.

The six discovery signings can be used to fill senior roster spots only. If multiple clubs claim the same player using a discovery, the club that filed the claim first will have first rights to the player. Discovery claims expire following each season. If the League and player are unable to reach an agreement during the season, the club that first

filed the discovery retains the right of first refusal in the event the player is later signed by the League.

Note: To protect interests of MLS clubs in scouting and negotiations with prospective players, the League office will not publicize the names of players on club discovery lists, nor specify if a discovery claim has been filed on a particular player.

(F) HOMEGROWN PLAYER SIGNINGS

A club may sign a player to his first professional contract without subjecting him to the MLS SuperDraft if the player has trained for at least one year in the club's youth development program and has met the League's Homegrown Player criteria. Players joining MLS through this mechanism are known as Homegrown Players.

There is no limit to the number of Homegrown Players a club may sign in a given year.

(G) RE-ENTRY PROCESS

The 2012 Re-Entry Process will commence after MLS Cup. The priority order for the Re-Entry Draft is reverse order of finish in 2012, taking into account playoff performance.

Available to all teams in Stage 1 of the Re-Entry draft will be:

1. Players who are at least 23 years old and have a minimum of three years experience in MLS whose options were not exercised by their clubs (available at option salary for 2013).
2. Players who are at least 25 years old with a minimum of four years of MLS experience who are out of contract and whose club does not wish to re-sign them at their previous salary (available for at least their 2012 salary).
3. Players who are at least 30 years old with a minimum of eight years of MLS experience who are out of contract and whose club does not wish to re-sign them (available for at least 105% of their 2012 salary).

Players who are not selected in Stage 1 of the Re-Entry Draft will be made available in Stage 2. Clubs selecting players in Stage 2 will negotiate a new salary with the player.

Players who remain unselected after Stage 2 will be available to any MLS club on a first come, first serve basis.

(H) WAIVERS

A team may place a player on waivers at any time during the regular season at which point he is made available to all other teams. The waiver claiming period shall commence on the first business day after the League delivers notice to teams and shall expire at 5 p.m. EST on the second business day after the Waiver Period Commencement Date. The claiming period is 48 hours.

The Waiver Draft order is determined via points per game once all teams have played at least three MLS League games. If the waiver takes place prior to all teams playing in at least three League games, priority shall be granted based upon the prior year's performance, taking playoff performance first, with teams eliminated from playoff contention at the same stage separated according to their point totals through the end of the regular season. New expansion teams shall be at the bottom of the waiver order.

Once a team selects a player off waivers, that club is automatically moved to the bottom of the priority list for subsequent waiver selections in a given season, regardless of its points-per-game total. Players who may be placed on the MLS waiver wire are as follows:

- (i) A player waived by an MLS team in the current season;
- (ii) A player who completed his college eligibility within the past season, who was not made available in the SuperDraft or Supplemental Draft;
- (iii) A player who has remaining college eligibility (and was not made available in the SuperDraft or Supplemental Draft), but the League at its discretion and after taking into account exceptional circumstances determines the player may be offered an MLS contract;
- (iv) A player who has played in MLS previously where his last MLS team does not wish to exercise their right of first refusal, except in the case of returning U.S. National Team players as stated above.
- (v) A player who was drafted in the SuperDraft or supplemental draft, and who after a trial with the club is not offered a contract by the first Monday of June.

(I) LOTTERY

Some players shall be assigned to MLS teams via the weighted Lottery process. Any team assigned a player through the lottery in any particular season shall not be assigned another lottery player that season unless and until all teams have received a lottery player or have agreed to waive their option to participate in a Lottery. The players made available through lotteries include:

- (i) Generation adidas players signed after the MLS SuperDraft;
- (ii) Draft eligible players to whom an MLS contract was offered but who failed to sign with the League prior to the Draft.

The weighted lottery takes into consideration each team's performance over its last 34 regular season games and the most recent postseason. The team with the worst record over its last 34 regular season games (dating back to previous season if necessary and taking playoff performance into account) will have the greatest probability of winning the lottery. Teams are not required to participate in a lottery. Players are assigned via the lottery system in order to prevent a player from potentially influencing his destination club with a strategic holdout.

(J) EXTREME HARDSHIP CALL-UPS

Teams may add players to their roster in cases of "extreme hardship" as follows: (1) a club with three goalkeepers on its 30-man roster, but has less than two available goalkeepers or (2) a team has less than 15 available players. Extreme hardship call-ups are made on a game-by-game basis.

(K) SEASON-ENDING INJURY REPLACEMENTS (Season Ending Injury List)

A team with a player lost to a season-ending injury can place the player on the Season Ending Injury List and replace that player on its roster, while remaining responsible for the full amount of the injured player's salary. A player can be placed on the season-ending injury list once another player

has been signed as a replacement (provided the team has budget space). International player limits still apply at the time a season-ending replacement is made (with the player being replaced not counting against those limits).

(L) SHORT-TERM INJURY REPLACEMENTS (Disabled List)

A player who has a short-term injury can be placed on the Disabled List once another player has been signed as a replacement (provided the team has budget space). The team will remain responsible for the full amount of the injured player's salary on the salary budget. Note: the injured player will have to sit out a minimum of six MLS League matches before he can rejoin the team's roster.

International player limits still apply at the time a short-term replacement is made (with the player being replaced not counting against those limits).

NOTE: No changes may be made to a team's active full roster during the period beginning on September 16, 2012 (day after Roster Freeze Date) through the day after MLS Cup. Nevertheless, a team may obtain players in accordance with the extreme hardship rules and procedures to replace players who are injured or otherwise legitimately unavailable after the Roster Freeze Date. Any other replacements after the Roster Freeze Date may only be made in exceptional circumstances in the League's sole and absolute discretion.

(III.) METHODS OF RELEASING PLAYERS (A) WAIVERS

Teams may waive players based on performance at any time during the MLS season. Players with guaranteed contracts will continue to have their salary budget charge applied to the team salary budget, subject to any settlement. Players on semi-guaranteed contracts can be waived prior to July 1 of any year and free up the corresponding budget space. If a player on a semi-guaranteed contract is waived after July 1, his salary budget charge will count against the team's salary budget and the team waiving the player will not receive a replacement except under the normal player acquisition mechanisms. Any settlement amount will be charged to the team's salary budget.

(B) TRANSFERS AND LOANS

An MLS player may be transferred or loaned at any time to a team outside the League (subject to that team's Federation's transfer window), subject to the consent of the player.

The registration windows – the dates between which MLS may request the transfer certificate of a player under contract in another country – are as follows:

January 21 – April 15 (Primary Window)

June 27 – July 27 (Secondary Window)

(C) CONTRACT EXPIRATION

When a player's contract expires, the player does not count against the roster or budget of the team in question. Subject to the Re-Entry Draft rules, a team retains the rights to the player indefinitely following the expiration of a contract only if attempts were made to re-sign the player.

(D) BUYOUT OF GUARANTEED CONTRACT

Teams may have the ability to buyout one guaranteed player as follows:

- A Team may buy out one (1) guaranteed player (including a DP's) contract during the off-season and free up the corresponding budget space. Such a buyout is at the particular MLS Team's own expense.
- A Team may not free up budget space with a buyout of a player's salary budget charge during the season. Such a buyout will be conducted by the League and count on a Club's budget in a manner consistent with current MLS guidelines.

(IV.) RIGHT OF FIRST REFUSAL

Right of first refusal grants one MLS club the first opportunity to add a player to its roster in the event that the player signs with MLS. Holding a right of first refusal applies only within MLS and does not indicate holding of the player's International Transfer Certificate.

OUT OF CONTRACT PLAYERS / OPTIONS NOT PICKED UP: Subject to the Re-Entry Draft rules, a team retains the right of first refusal to the player indefinitely only if attempts were made to re-sign the player.

DRAFTED BUT NOT SIGNED: A player who was drafted by a particular team through the Super-Draft or supplemental draft and did not sign, or who as of the first Monday in June is not offered a contract after a trial and clears waivers, is placed on that team's "College Protected List" until the second December 31 immediately following the draft in question, after which the team loses the rights to sign the player.

PLAYER TRANSFERRED OUTSIDE MLS: If a team receives allocation money as a result of a player's transfer, the team does not retain a right of first refusal.

MEDIA INFORMATION

MEDIA INFORMATION

CREDENTIALS

Single-game credentials should be requested up to 48 hours prior to kickoff, by calling the D.C. United communications office. Requests for season credentials must be made via the online link provided by D.C. United prior to the season. All credentials can be picked up at Media Will Call at RFK Stadium's Gate A, beginning two hours prior to kickoff on game days.

PARKING

D.C. United will distribute a limited number of full-season parking passes. Please note, the club will not be able to accommodate all requests. Paid parking is available in Lot 5 and other stadium lots.

PRESS BOX

The D.C. United communications department will maintain the club's press box on the mezzanine level at midfield in RFK Stadium. Admission to the press box is limited to those who have either D.C. United or Major League Soccer credentials. Professional behavior is required at all times in the press box, while abuse of team or League credentials will lead to forfeiture of all credentials.

LOCKER ROOM ACCESS

Following the match's conclusion, a post-game news conference will be held in the field level media room. Locker rooms will be open to media 15 minutes following the conclusion of each game.

PHOTOGRAPHERS

ENG crews and still photographers holding proper credentials may position themselves along either endline at field level. Movement down the near touchline will not be permitted at any time during the match. Still photographers do not have access to the locker rooms post game.

GAME NOTES AND STATISTICS

Game notes, media guides and other information will be made available in both the media hospitality room and the press box prior to each game. During the game, statistics will be distributed to working media at both the half and the game's conclusion, as soon as they are compiled. Periodic game-related announcements will also be made during the game.

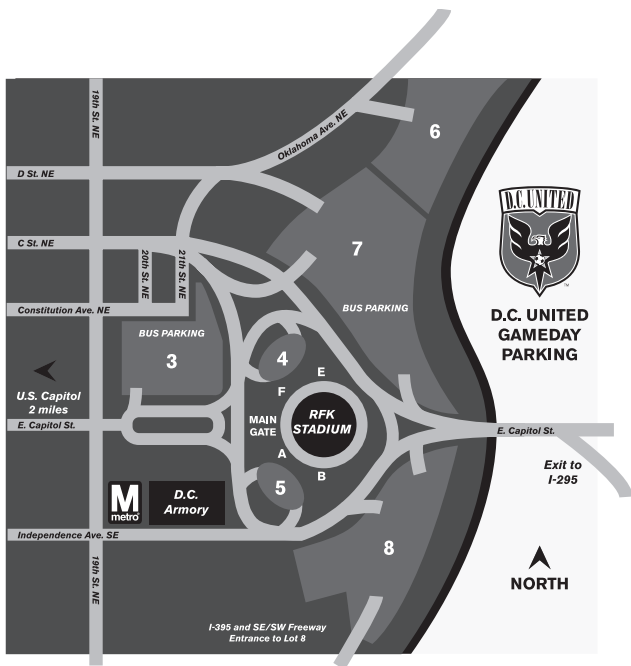
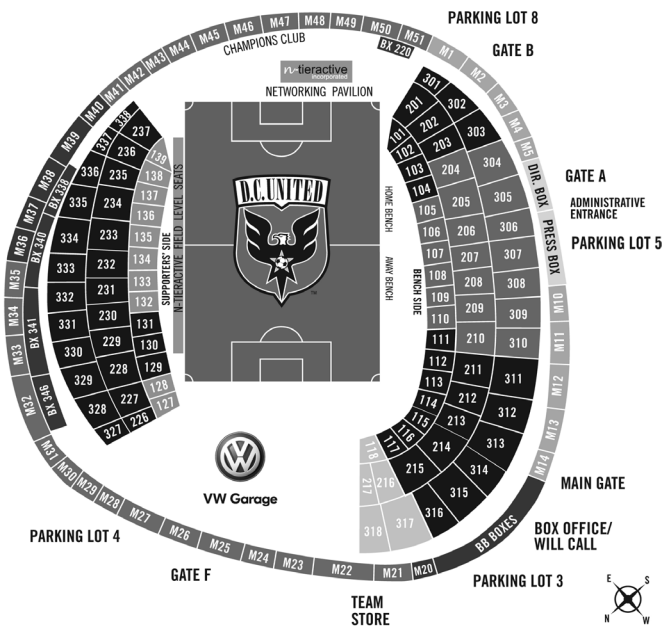
MEALS

Food and beverages are available to working members of the media in the media hospitality room, on the fourth floor of RFK, one hour prior to kickoff. A \$5 donation to the club's non-profit arm, United for D.C., is required for the full meal.

TRAINING SESSIONS

During the regular season, training sessions typically run 90 minutes and usually begin at 10:30 a.m. during the week. Practice times can and frequently do vary. Members of the media who intend to cover practice sessions on a regular basis should call the D.C. United communications office to obtain the latest training schedule information. Training sessions will, in general, be open to the media, but they may be closed at the discretion of the head coach. All training sessions are closed to the public.

RFK STADIUM



RFK STADIUM

RFK STADIUM DIAGRAMS

Diagrams of RFK Stadium and Stadium Services are located at Main, A, B, and F Gates and throughout the concourse.

D.C. UNITED CUSTOMER SERVICE CENTER

The D.C. United Customer Service Center is located directly behind Section 308. The customer service center deals with any matters regarding the stadium, D.C. United season ticket inquiry and ticketing, seating issues, the club's programs and any other customer services questions. D.C. United Customer Service can also be reached during normal business hours (9 a.m.-5:30 p.m., Mon.-Fri.) by calling (202) 587-5000.

ATM MACHINES

ATM machines are provided at two locations around the 200 and 300 level concourses. They can be found closest to sections 207, and at the Main Gate, outside of the Team Store.

ADVANCE SALES – RFK STADIUM

Advance sales windows for upcoming D.C. United games or other soccer-related events are located at the Team Store at the Main Gate. Advance sales windows open at halftime and remain open throughout the remainder of the game. Outside windows may also be open at the Main Box Office after games due to demand.

ADVANCE SALES – INDIVIDUAL

Advance individual ticket sales for all D.C. United home games are available at all TicketMaster outlets and by phone. Call TicketMaster at: (202) 397-SEAT (7328) [Metro Washington D.C.]; (703) 573-SEAT [Northern Virginia]; (410) 547-SEAT [Baltimore metro area]; (800) 551-SEAT [Outside metro areas]. For group sales and season ticket information, contact D.C. United directly at (202) 587-5000.

PROHIBITED ITEMS

For the safety and security of our guests, the following items are NOT permitted into the facility: Weapons, flares, or fireworks, Illegal substances, drugs or chemicals, any missile/projectile like objects, metal, plastic, glass or aluminum containers, backpacks and large bags that exceed 16"x16"x8", umbrellas, poles and staffs (metal, plastic or wooden), outside food and beverages, hard-sided coolers or containers of any size, professional cameras and equipment including lenses in excess of eight (8) inches, tripods, monopods, animals (except service animals), frisbees or inflated balls, whistles, vuvuzellas or air horns of any kind, laser pointers.

PARKING

Parking lots will be open approximately four (4) hours prior to the game. Parking costs \$15, cash only. Please contact a D.C. United representative with any questions. Handicap parking is available in Lots 4, 5 and 8. A select number of parking passes are available to media each season.

ENTRANCE GATES

For D.C. United games, fans can enter the stadium through the Main Gate, Gate A, Gate B and Gate F.

PURCHASING TICKETS – DAY OF GAME

Tickets can be purchased at trailers located just outside Gate A and Gate F on the game match day beginning two hours prior to game time. No tickets are sold at the Main Gate.

WILL CALL WINDOWS – TICKETMASTER & D.C. UNITED

Both located at the Main Gate – follow signs to the appropriate Will Call window.

MEDIA WILL CALL

Located at Gate A for press/media credentials only.

VIP WILL CALL

Tickets are held at VIP Will Call only when pre-arranged through D.C. United's front office.

SPECIAL SEATING AREAS

Birthday Section: D.C. United offers a Birthday Section located in sections 113 and 114. For full details on the birthday party package, or to reserve space in the birthday section, please call D.C. United at 202-587-5000. Availability of seating is determined by demand on each game date.

Kicks for Kids: United for D.C. provides the "game-day experience" to thousands of youth throughout the Greater Washington, D.C. community through the provision of game tickets, meal vouchers and promotional items free-of-charge. For more information contact D.C. United's Community Relations Department at 202-587-5000.

GUEST SERVICES

The D.C. United Guest Services office is located behind Section 308, above the Gate A entrance. For assistance, please notify the nearest Guest Services representative, distinguishable by their green uniforms and/or Text DCU [your message] to 78247.

FIRST AID

The First Aid office is located behind Sections 233 and 307. Please notify the nearest event management personnel in case of emergency.

RFK STADIUM

Field Dimensions: 72 yards x 110 yards | Playing Surface: Grass | Ticket Prices: \$19-\$52 | Standard Seating Capacity: 19,647 | Year Opened: 1961 | Field Size: 72 yards x 110 yds.

DIRECTIONS

RFK Stadium from National Airport: Exit out of National Airport, follow signs for I-395 North. Stay on I-395 North for approximately three miles. Exit 395 at 6th Street Southeast and Navy Yard. At the bottom of the ramp, go left at traffic light onto 6th St. Stay on 6th St. for 1/2 mile until Independence Ave. Go right on Independence Ave. and drive for 1.1 miles until 19th Street. Go left on 19th St. and travel one block to East Capitol Street. Turn right on East Capitol Street to the stadium.

RFK From Union Station: Drive East from Union Station along Massachusetts Avenue. Continue past Stanton Square on Massachusetts to Lincoln Park (at 12th Street). Go around Lincoln Park to East Capitol Street and turn right onto East Capitol. Follow East Capitol to stadium.

RFK From I-66 and Constitution Avenue: Follow Constitution East past the Capitol Building to Maryland Avenue. Turn left on Maryland and go two blocks to Stanton Square. At Stanton Square, turn right onto Massachusetts Avenue. Follow Massachusetts Avenue to Lincoln Park (at 12th St.). Go around Lincoln Park to East Capitol Street and turn right onto East Capitol. Follow East Capitol to stadium.

TO RFK STADIUM VIA METRORAIL

To make your visit to RFK easier, consider taking Metro's Blue/Orange Line to the Stadium-Armory Station.

From Union Station: Take the Red line toward Shady Grove. Travel three stops to Metro Center. At Metro Center, switch to the Blue/Orange line headed towards Addison Road/New Carrollton. Travel eight stops to the Stadium Armory stop at 19th and East Capitol St. Exit the Metro and follow East Capitol St. to the stadium.

From National Airport: Take the Yellow line towards Mt. Vernon Square/UDC. Travel four stops to L'Enfant Plaza. At L'Enfant Plaza, transfer to the Blue/Orange line headed towards Addison Road/New Carrollton. Travel five stops to the Stadium-Armory stop and exit the Metro. Follow East Capitol St. to the stadium.

MetroRail hours of operation are Mon-Fri 5:30am - Midnight; Sat-Sun 8am - 2:00am

MetroRail: 202-637-7000 (TDD 202/638-3780)

TAXI INFORMATION

Yellow Cab 202-544-1212; Red Top Cab 202-328-3333; Diamond Cab 202-387-6200

ALL-TIME SOCCER ATTENDANCE AT RFK STADIUM

58,012	07/24/96	U.S. v. Portugal	1996 Olympic Games
57,431	10/26/97	D.C. United v. Colorado Rapids	MLS Cup 1997
54,282	09/01/01	D.C. United v. Tampa Bay Mutiny	Doubleheader with U.S.-Honduras
54,118	06/13/93	England v. Brazil	1993 U.S. Cup
53,351	06/01/80	Washington Diplomats v. Cosmos	NASL
53,186	06/28/94	Italy vs. Mexico	1994 World Cup
53,121	07/02/94	Spain vs. Switzerland	1994 World Cup
52,959	06/29/94	Belgium vs. Saudi Arabia	1994 World Cup
52,395	06/19/94	Norway vs. Mexico	1994 World Cup
51,996	09/03/00	D.C. United vs. New England	Doubleheader with U.S.-Guatemala
51,528	10/03/97	U.S. vs. Jamaica	World Cup Qualifier
50,768	09/21/80	NY Cosmos vs. Ft. Lauderdale Strikers	1980 Soccer Bowl
50,535	06/20/94	Netherlands vs. Saudi Arabia	1994 World Cup
50,108	06/12/83	Team America vs. Ft. Lauderdale	NASL game
46,686	08/09/07	D.C. United vs. LA Galaxy	David Beckham's MLS debut
46,037	05/30/98	U.S. vs. Scotland	International friendly
45,946	07/21/96	Ghana vs. South Korea (men);	1996 Olympic Games
45,864	07/30/03	FC Barcelona vs. AC Milan	Ronaldinho's with FCB
40,119	06/13/99	U.S. vs. Argentina	International friendly
39,859	11/18/07	Houston vs. New England	MLS Cup 2007
39,159	10/15/00	Kansas City vs. Chicago	MLS Cup 2000
38,615	06/18/95	U.S. vs. Mexico	Nike U.S. Cup

ALL-TIME MLS ATTENDANCE AT RFK STADIUM

57,431	10/26/97	D.C. United v. Colorado Rapids	MLS Cup 1997
54,282	09/01/01	D.C. United v. Tampa Bay Mutiny	Doubleheader with U.S.-Honduras
51,996	09/03/00	D.C. United v. New England	Doubleheader with U.S.-Guatemala
46,686	08/09/07	D.C. United v. LA Galaxy	David Beckham's MLS debut
39,859	11/18/07	Houston v. New England	MLS Cup 2007
39,159	10/15/00	Kansas City v. Chicago	MLS Cup 2000
36,528	05/12/01	D.C. United v. San Jose Earthquakes	Doubleheader with Freedom
35,979	06/29/08	D.C. United v. LA Galaxy	-
35,167	04/17/99	D.C. United v. San Jose Clash	Opening match
35,032	04/20/96	D.C. United v. LA Galaxy	Inaugural home match
30,413	05/12/02	D.C. United v. Columbus Crew	Doubleheader with U.S.
30,271	06/30/01	D.C. United v. Colorado Rapids	Doubleheader with Freedom
28,749	04/05/97	D.C. United v. MetroStars	Opening match
28,145	10/04/08	D.C. United v. Chivas USA	-
26,403	04/03/04	D.C. United v. San Jose Earthquakes	Freddy Adu's debut
26,213	11/14/98	D.C. United v. Vasco da Gama	InterAmerican Cup
25,404	10/13/07	D.C. United v. Chicago	-
25,174	10/09/07	D.C. United v. Toronto FC	Toronto's first-ever visit
24,775	04/26/97	D.C. United v. San Jose Clash	-
24,536	08/18/96	D.C. United v. LA Galaxy	-
24,240	07/27/02	D.C. United v. New England	Doubleheader w/ Freedom
24,159	08/26/06	D.C. United v. LA Galaxy	-
24,175	10/03/09	D.C. United v. Chivas USA	-
24,147	03/25/00	D.C. United v. LA Galaxy	Opening match

MEDIA DIRECTORY

PRINT

Associated Press
2021 K St., NW, Room #600
Washington, D.C. 20006
Phone: 202-776-9410
Sports Editor: Joseph White, jgwhite@ap.org
ap.org

El Pregonero
145 Taylor St., NE
Washington, D.C. 20017
phone: 202-281-2440
Sports Editor: Rafael Crisostomo,
rcrisos@Fulldeportes.com
elpregonero.org

El Tiempo Latino
1150 15th St. NW
Washington, DC 20071
Phone: 202-281-2440
Sports Editor: Miguel Guilarte, miguelgui@aol.com
eltiempolatino.com

Washington Examiner
1015 15th Street, NW Suite 500
Washington, DC 20005
Phone: 703. 560-4000
Sports Editor: James Irwin
examiner.com

Washington Hispanic
8455 Colesville Road Suite 700
Silver Spring, MD 20910
Phone: 202-667-8881
Editor: Nelly Carrion
washingtonhispanic.com

Washington Post
1150 15th St., NW
Washington, D.C. 20071
Phone: 202-334-7350
Sports Editor: Matt Vita
washingtonpost.com

Washington Post Express
8380 Colesville Road Suite 700
Silver Spring, MD 20910
Phone: 703-469-2857
Sports Editor: Matt Swenson
readexpress.com

Washington Times
3600 New York Avenue, NE
Washington, DC 20002
phone: 202-636-3000
Sports Editor: Mike Harris
washingtontimes.com

TELEVISION

Comcast SportsNet
7700 Wisconsin Ave., Suite 200
Bethesda, MD 20814
Phone: 301-718-3200
Assignment Manager: Joe Yasharoff
csnwashington.com

Newschannel 8
1100 Wilson Blvd.
Arlington, VA 22209
Phone: 703-236-9499

Telemundo 64
2775 S. Quincy St., Suite 100
Arlington, VA 22206
Phone: 703-820-8333
Sports Director: Jimmy Corrales
zgsgroup.com

Univision Washington
962 Wayne Ave. Suite #900
Silver Spring, MD 20910
Phone: 301-589-0030
Sports Director: Oscar Burgos

WJLA-TV 7 (ABC)
1100 Wilson Blvd.
Arlington, VA 22209
Phone: 703-236-9499
Producer: Alex Parker
wjla.com

WRC-TV 4 (NBC)
4001 Nebraska Ave., NW
Washington, D.C. 20016
Phone: 202-885-4451
Producer: Jeff Greenberg
nbc4.com

WTTG-TV 5 (FOX)
5151 Wisconsin Ave., NW
Washington, D.C. 20016
Phone: 202-895-3026
Sports Director: Dave Feldman
myfoxdc.com

WUSA-TV 9 (CBS)
4100 Wisconsin Ave., NW
Washington, D.C. 20016
Phone: 202-895-5600
Senior Sports Producer: Ismere Payton
wusa9.com

RADIO

La Nueva 87.7 FM
8121 Georgia Avenue Suite 900
Silver Spring, MD 20910
Sports Director: Oscar Burgos
lanueva877.com

Radio America 1540 AM
11141 Georgia Ave. Suite #310
Silver Spring, MD 20902
Phone: 301-942-3500
Sports Director: Carlos Osorio
radoamerica.net

La Jefa WDMV 700AM
702 Russell Ave. Suite 306
Gaithersburg, Md. 20877
Phone: 301-990-0700
Reporter: Alejandro Bravo
lajefa700.com

WTEM Radio 980 AM
8750 Brookville Rd.
Silver Spring, MD 20910
Phone: 301-770-5701
Senior Anchor: Scott Linn
wtem.com

WTOP Radio 107.3 FM
3400 Idaho Ave., NW
Washington, D.C. 20016
Phone: 202-895-5060
Sports Director: Dave Johnson
wtopnews.com

D.C. UNITED COMMUNICATIONS



DOUG HICKS
SENIOR VICE PRESIDENT, MARKETING COMMUNICATIONS

202-587-5448
dhicks@dcunited.com



KYLE SHELDON
DIRECTOR, MARKETING COMMUNICATIONS

202-587-5450
ksheldon@dcunited.com




BORIS FLORES
DIRECTOR, MULTICULTURAL MARKETING COMMUNICATIONS

202-587-5442
bflores@dcunited.com



RYAN TRONOVITCH
MANAGER, MEDIA RELATIONS

202-587-5429
rtronovitch@dcunited.com



NICOLAS FERNANDEZ
COORDINATOR, COMMUNICATIONS

202-587-5440
nfernandez@dcunited.com

United we stand.



2013 Jetta Hybrid



Das Auto.

Presenting Partner of D.C. United

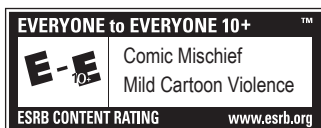


Get active with Kinect.

KINECT™
for  **XBOX 360.**



Games and system
sold separately.



©2012 MLS™

Xbox 360® is a proud
sponsor of MLS

