



# 2011 MEDIA GUIDE



DALLAS 'TIL I DIE

 [FCDALLAS.COM](http://FCDALLAS.COM) 



Xbox 360® is a proud sponsor of MLS



Get off the  
couch and get  
in the game.

**KINECT™**  
for  **XBOX 360.**  
You are the controller.



Game and system  
sold separately.



©2011 MLS™

## FC Dallas 2011 Regular Season Schedule

| Match # | DATE                            | OPPONENT       | HOME/AWAY | TIME (CT) |
|---------|---------------------------------|----------------|-----------|-----------|
| 1       | Saturday, Mar 19 (MLS, Non TV)  | Chicago        | Home      | 7:30      |
| 2       | Saturday, Mar 26 (MLS, Non TV)  | San Jose       | Home      | 8:00      |
| 3       | Friday, Apr 1 (MLS, Non TV)     | Columbus       | Away      | 6:30      |
| 4       | Friday, Apr 8 (MLS, Non TV)     | Colorado       | Home      | 8:00      |
| 5       | Sunday, Apr 17 (MLS, Non TV)    | Portland       | Away      | 5:00      |
| 6       | Saturday, Apr 23 (MLS, Non TV)  | Vancouver      | Away      | 6:00      |
| 7       | Sunday, May 1 (Gala)            | LA Galaxy      | Home      | 6:00      |
| 8       | Saturday, May 7 (MLS, Non TV)   | DC             | Away      | 6:30      |
| 9       | Wednesday, May 11 (MLS, Non TV) | Toronto        | Home      | 8:00      |
| 10      | Saturday, May 14 (MLS, Non TV)  | Philadelphia   | Home      | 7:30      |
| 11      | Sunday, May 22 (MLS, Non TV)    | Real Salt Lake | Home      | 6:00      |
| 12      | Wednesday, May 25 (MLS, Non TV) | Seattle        | Away      | 9:00      |
| 13      | Saturday, May 28 (MLS, Non TV)  | Houston        | Away      | 7:30      |
| 14      | Saturday, Jun 4 (MLS, Non TV)   | New England    | Home      | 7:30      |
| 15      | Sunday, Jun 12 (MLS, Non TV)    | Kansas City    | Home      | 6:00      |
| 16      | Saturday, Jun 18 (MLS, Non TV)  | Chivas         | Away      | 9:30      |
| 17      | Saturday, Jun 25 (MLS, Non TV)  | Portland       | Home      | 7:30      |
| 18      | Saturday, Jul 2 (MLS, Non TV)   | Columbus       | Home      | 8:00      |
| 19      | Saturday, Jul 9 (MLS, Non TV)   | Real Salt Lake | Away      | 8:00      |
| 20      | Saturday, Jul 16 (MLS, Non TV)  | DC             | Home      | 8:00      |
| 21      | Wednesday, Jul 20 (TSN, TSN)    | Toronto        | Away      | 7:00      |
| 22      | Saturday, Jul 23 (Gala)         | New York       | Away      | 5:00      |
| 23      | Sunday, Jul 31 (Gala)           | Chivas         | Home      | 6:00      |
| 24      | Saturday, Aug 6 (MLS, Non TV)   | LA Galaxy      | Away      | 9:30      |
| 25      | Saturday, Aug 13 (MLS, Non TV)  | Philadelphia   | Away      | 6:30      |
| 26      | Saturday, Aug 20 (MLS, Non TV)  | Seattle        | Home      | 8:00      |
| 27      | Saturday, Aug 27 (MLS, Non TV)  | Kansas City    | Away      | 7:30      |
| 28      | Sunday, Sep 11 (MLS, Non TV)    | New England    | Away      | 6:30      |
| 29      | Saturday, Sep 17 (MLS, Non TV)  | New York       | Home      | 7:30      |
| 30      | Saturday, Sep 24 (Gala)         | Houston        | Home      | 3:00      |
| 31      | Saturday, Oct 1 (MLS, Non TV)   | Colorado       | Away      | 8:00      |
| 32      | Wednesday, Oct 12 (MLS, Non TV) | Chicago        | Away      | 7:30      |
| 33      | Saturday, Oct 15 (MLS, Non TV)  | Vancouver      | Home      | 7:30      |
| 34      | Saturday, Oct 22 (MLS, Non TV)  | San Jose       | Away      | 9:30      |



# Table of Contents

Editors: Jason Minnick, Leigh Anne Gullett, Eric Davila.  
Layout & Design: Eric Davila, Jason Minnick  
Photography: MLS, Getty Images, Rick Yeatts, Jason Minnick, FC Tampa Bay.  
Contributors: FC Dallas Staff, MLS Communications, MLS PR Directors, Elias Sports Bureau.

FC Dallas  
9200 World Cup Way, Suite 202  
Frisco, TX 75034  
Main Phone: 214.705.6700  
Ticket Line: 1.888.FCD.GOAL (888.323.4625)  
Fax Number: 214.705.6799  
fcdallas.com | pizzahutpark.com  
www.worldcupway.blogspot.com

Investor / Operator: Hunt Sports Group  
Hunt Sports Group Chairman: Clark K. Hunt  
Hunt Sports Group President: John Wagner  
Hunt Sports Group Vice President: Dan Hunt  
FC Dallas President: Doug Quinn  
FC Dallas Head Coach: Schellas Hyndman  
Stadium: Pizza Hut Park  
Training Field: adidas Field  
Field Dimensions: 117 x 74 yards  
Surface: Grass (Bermuda)  
Capacity: 20,500  
Team Colors: Republic Red, Lonestar White,  
Bovine Blue, Shawnee Silver  
Conference: Western

|  |     |
|--|-----|
| FC Dallas Coaches                        | 6   |
| Coaching Support Staff                   | 8   |
| Returning Players                        | 10  |
| Offseason Acquisitions                   | 62  |
| The Organization                         | 74  |
| Ownership and Staff Directory            | 75  |
| 2010 Season in Review                    | 80  |
| 2010 Team Stats                          | 81  |
| Individual/Team Highs and Lows           | 84  |
| 2010 Game-by-Game Lineups                | 86  |
| 2010 MLS Leaders                         | 88  |
| FC Dallas Year-by-Year Reviews           | 93  |
| FC Dallas History                        | 123 |
| All-Time FC Dallas Awards                | 124 |
| All-Time FC Dallas Draft History         | 127 |
| FC Dallas Year-by-Year Records           | 132 |
| All-Time Records versus Opponents        | 133 |
| All-Time FC Dallas Stats                 | 134 |
| All-Time FC Dallas International Results | 138 |
| All-Time FC Dallas Postseason History    | 139 |
| All-Time FC Dallas Postseason Stats      | 140 |
| FC Dallas Franchise Records              | 143 |
| FC Dallas Team Highs                     | 144 |
| FC Dallas Team Lows                      | 145 |
| FC Dallas Individual Highs               | 146 |
| FC Dallas Season Highs                   | 147 |
| FC Dallas Season Lows                    | 148 |
| FC Dallas Individual Leaders All-Time    | 149 |
| FC Dallas Age-Related Milestones         | 152 |
| FC Dallas Individual Postseason Records  | 153 |
| FC Dallas Individual Records by Year     | 155 |
| Major League Soccer                      | 161 |
| MLS Team PR Contacts                     | 163 |
| 2011 MLS Player Rules and Regulations    | 164 |
| MLS Team Pages                           | 170 |
| About FC Dallas                          | 206 |
| About Pizza Hut Park                     | 208 |
| Media Guidelines                         | 211 |
| DFW Media Outlets                        | 212 |
| FC Dallas Broadcasters                   | 213 |
| MLS Regular Season Schedule              | 214 |



# THE TEAM







## Schellas Hyndman Head Coach

Schellas Hyndman, the fifth head coach in team history, was the first to be named MLS Coach of the Year as FC Dallas enjoyed its best season in franchise history in 2010. FC Dallas' run to MLS Cup included an all-time league record for fewest losses in a season, which improved Hyndman's MLS coaching record to 27-22-28. Now entering his fourth season as FC Dallas' head coach, Hyndman joined FC Dallas on June 17, 2008 after 31 seasons as a college head coach, including 24 at nearby Southern Methodist University (SMU).

Hyndman ranks fifth all-time in victories among Division I coaches, posting an all-time college record of 466-122-49, which includes a record of 368-98-38 at SMU and 98-24-11 at Eastern Illinois University, where he has been inducted into the school's Hall of Fame. In 31 years as coach, he led his schools to 30 NCAA playoff appearances, 11 quarterfinals and five final fours (three in Division 1, two in Division 2). He was named National Coach of the Year in 1981 and also earned eight league Coach of the Year honors during his career (WAC: 1997, 1998, 1999; MVC: 2000, 2001, 2002, 2004; Conference USA: 2006).

Born in Macau (China) to a Portuguese father and Russian mother, Hyndman lived in China until the age of eight, when his family moved to Springfield, Ohio.

He attended and played football at Butler High School, while playing club soccer with the Dayton Edelweiss Soccer Club. Hyndman played collegiate soccer at Eastern Illinois University, where he was part of the 1969 NAIA national championship team. After playing one season with the Cincinnati Comets of the American Soccer League in 1975, Hyndman moved to Sao Paulo, Brazil, where he was an apprentice at Escola Graduada de Sao Paulo and trained regularly with Sao Paulo FC.

On Oct. 20, 2007, Hyndman was enshrined into the Texans Credit Union Walk of Fame at Pizza Hut Park, along with Kenny Cooper Sr., an honor given to those who have made significant contributions to the sport of soccer in Texas. He is also a former president of the National Soccer Coaches Association of America (2005). Hyndman, who also holds a 10th degree black belt in karate, is married to Kami and has three children, Tony, Jaime and Tamara. His grandson Emerson Hyndman is one of the top players in the FC Dallas Academy.

## John Ellinger Assistant Coach

John Ellinger is entering his fourth season as an FC Dallas assistant coach. Before joining Dallas, Ellinger spent time as technical director for U.S. Youth Soccer (2007-2008), head coach at Real Salt Lake (2004-2007), and head coach of the U.S. Under-17 national team (1997-2004).

He began his coaching career as the head coach of Montgomery College in Maryland in 1979, before moving to the University of Maryland-Baltimore from 1981 to 1990. He then served as the Director of Coaching for Columbia Soccer Association from 1990 to 1998. He became a member of the U.S. Soccer National team coaching staff in 1992, and then was also an assistant coach for the Columbus Crew during the inaugural 1996 MLS season.

In 1997, Ellinger was hired as U.S. Soccer's Under-17 head coach and the organization's Director of Youth Development, which included spearheading the launch of the U.S. Soccer U-17 Residency Program in Bradenton, Florida. The program debuted on January 17, 1999, with U.S. Soccer collecting the top 20 of the country's elite youth players and placing them in year-round training at the IMG Academy. Among the more than 200 players that have graduated from the program are: Landon Donovan, DaMarcus Beasley, Bobby Convey, Oguchi Onyewu, Michael Bradley, Heath Pearce and current FC Dallas players Josh Lambo, Peri Marosevic and Brek Shea.

After eight years with U.S. Soccer, Ellinger was given the opportunity to be the first head coach in Real Salt Lake history in late 2004. He remained in the role until early in the 2007 season, when he became the team's Technical Director before moving to U.S. Youth Soccer.

A native of Maryland, he earned his bachelor's degree and master's degree in health and physical education from Frostburg State University. He and his wife, Tami, have three children: daughters Leigh and Brooke and son Matt.



## Barry Gorman Technical Director

FC Dallas named former Penn State head coach Barry Gorman the club's first technical director on April 20, 2010. As technical director, Gorman directs the club's player personnel operations including international and domestic scouting, trades and acquisitions, player contracts, and team administration. Gorman also evaluates the development of FC Dallas Academy prospects and works in conjunction with Schellas Hyndman to monitor and promote the quality of the professional team. Gorman also manages FC Dallas' relationships with its international partner clubs.

Gorman left the coaching ranks as Penn State University's all-time winningest coach, compiling a 266-158-42 overall record in his 22 years of service. He led the Nittany Lions to three Big Ten Championships, including an undefeated conference season in 2005 and Big Ten Coach of the Year honors. Gorman's teams made 13 NCAA Tournament appearances, advancing four times to the round of 16 and twice to the national quarterfinals.

A respected soccer educator worldwide, the Belfast, Northern Ireland native served as president of the National Soccer Coaches Association of America in 2002.



## Marco Ferruzzi Assistant Coach

Marco Ferruzzi enters his seventh season as an assistant coach. During his tenure, FC Dallas has compiled a regular season record of 73-61-50. In addition to assisting in running practices and evaluating players for the first team, Ferruzzi oversees the scouting of college and youth players for the club, including the staff preparations for the annual MLS Player Combine and SuperDraft. He has served as a reserve team, pre-academy and premier team coach in the FC Dallas youth club.

Ferruzzi, 39, was selected sixth overall in the 1997 MLS Supplemental Draft by the Tampa Bay Mutiny, where he played in 19 games, registering two assists.

Following his time with Tampa Bay, Ferruzzi played two seasons with the Minnesota Thunder of the A-League, captaining them to the league final in 2003. The former midfielder previously played four seasons with the Richmond Kickers (A-League), serving as the team's captain when the Kickers reached the finals in 2002.

Ferruzzi, who also holds his USSF "A" coaching license, played his collegiate soccer at the University of North Carolina for four seasons. He is married to Zaida and has a daughter, Ysabella and a son, Diego.


## Drew Keeshan Goalkeeper Coach

Drew Keeshan is entering his fourth season as FC Dallas' goalkeeper coach. In 2010 he guided goalkeeper Kevin Hartman to an all-time MLS record GAA of 0.62 including nine shutouts. Keeshan serves as the Director of Goalkeeping for the FC Dallas Academy. Prior to joining FCD, the Tipperary, Ireland native spent the 2007 season as an assistant coach at Clemson following a successful season in a similar role at Emory in 2006.

Keeshan began his professional career with Waterford United in 1993, and then had stints at Galway United, Kilkenny City and Limerick Football Club, all in the League of Ireland. Keeshan was a part of the Galway team that earned a promotion to the Premier Division at the end of the 1998-1999 season.

Keeshan's college playing career included two years at Lindsey Wilson College from 1996-1998, reaching the NAIA national championship tournament in 1997. After two years at Lindsey Wilson, Keeshan played two years at Life University, again reaching the national championship tournament in 1999. He graduated from Life University with a B.S. degree in Dietetics in 2001, earning Salutatorian honors.

Keeshan holds both a USSF B and USSF Goalkeeper license, and has served as an assistant for the Augusta Fireball of the PDL (2005-2006), head goalkeeping coach for the Georgia ODP (2002-2007), and goalkeeper staff coach for ODP Region III (2004-2007).







## Joshua Watts Head Athletic Trainer

Joshua Watts is in his 10th season as head athletic trainer for FC Dallas. He joined the club during the 2002 season. Watts is responsible for injury assessment, rehabilitation and treatment of players to ensure their proper return to the playing field.

Watts, who has been on the staff as an Athletic Trainer at Baylor Medical Center since August 2004, spent two years prior to joining FC Dallas as the Head Athletic Trainer for Cistercian Preparatory School. He has also served as the head athletic trainer for the Texas Spurs soccer team in the USL Premier Development League.

Watts is a 1999 graduate of John Brown University in Arkansas where he received his Bachelor of Science degree in Sports Medicine with an emphasis in Athletic Training. He is married to Stacey and lives in Little Elm and has three children.

## Marcus Owens Equipment Manager

Marcus Owens is in his seventh season as equipment manager for FC Dallas. Owens' numerous responsibilities include the ordering and maintaining of game uniforms, practice gear and equipment. He also works closely with the assistant coaches on setting up practice both at home and on the road.

Prior to joining FC Dallas, Owens served four years with other Major League Soccer teams. He was the equipment manager with the MetroStars in 2002 and in 2003. Prior to that, Owens was with the Miami Fusion for 2000 and 2001. He also spent three seasons as equipment manager for the Myrtle Beach SeaDawgs of United Soccer Leagues. Originally from Dover, Delaware, Owens played midfield for Francis Marion University from 1982 to 1984. He and his wife, Sherry, reside in Frisco with son Ajay.



## Virgil Medlock Team Medical Director

Dr. Medlock enters his sixth season with FC Dallas. Born in Dallas, Medlock attended the University of Texas at Austin from which he received a B.A. in Biology. He obtained his M.D. from the University of Texas Southwestern Medical School in Dallas and his residency was completed at the University of Texas Southwestern Affiliated Hospitals, followed by a year as a Fellow with San Diego Arthroscopy and Sports Medicine Group.

Dr. Medlock is board certified. His practice includes a specialization in sports medicine with an emphasis on disorders of the shoulder and knee. He developed an interest in sports medicine that intensified during his third year in medical school with his introduction to orthopedic surgery. He was accepted into a resident and a fellowship program that permitted specialized training in orthopedic surgery.

Dr. Medlock spends his free time with his wife, daughter, parents and in-laws, all of whom live in the Dallas area. He is an avid pilot and holds a multi-engine instrument rating.



## Bobby Hammond Team Administration

Hammond is entering his twelfth season as director of team administration and player personnel, but fifteenth season overall with the team. Hammond is responsible for working closely with the technical director and head coach on all soccer matters. Hammond also organizes all team travel, preseason training camps and is a resource for all players for everything from work visas to family relocation. In 2003 and 2006, Hammond was recognized as Major League Soccer's Team Manager of the Year.


Hammond is the longest tenured Dallas staff member, and one of the longest in all of MLS. Having started with the club in 1995 as a Ticket Services Manager, he was promoted to Manager of Marketing Programs in 1997 - a role which led him to create the first website in team history. Prior to joining the club, Hammond served as the Assistant Manager of Volunteer Services of World Cup USA 1994 - Dallas. He is a graduate of the University of Texas at Austin with a degree in History and resides in Plano with wife Lisa.

## Alan Reid Assistant Athletic Trainer

Alan Reid is beginning his fourth season as the Assistant Athletic Trainer, after joining the club in April of 2008. Reid previously worked as a Head Athletic Trainer at the minor league level, with the Texas Brahmas of the Central Hockey League for three seasons, and two seasons with the Fort Worth Cats Baseball Club of the American Association.

Reid received his Masters of Science in Athletic Training in 2004 from California University of Pennsylvania and his BS in Health and Fitness Promotion with an emphasis in Athletic Training from Texas Christian University in 2003.

Reid's credentials include the titles of MS, ATC, LAT, PES. He has also completed the Performance Enhancement Specialist certification through the National Academy of Sports Medicine. When not at work Alan enjoys hobbies such as golf, kayaking, sand volleyball and cooking. He and his wife Deven live in The Colony.



## Daniel Granados Asst. Equipment Manager


Daniel Granados is in his fifteenth season with FC Dallas. Granados started out as a volunteer with the team and today is part of the full time staff. His responsibilities include assisting Marcus Owens in practices and on game day. Granados is also responsible for assisting new players when they first sign with the team by helping with housing, transportation, visas and everything else a player needs when moving to a new city.

Born in Leon Guanajuato Leon, Mexico, Granados resides in Dallas with his wife Carmen.






## Returning Players



Alexander



Avila



Benitez



Chavez



Davies



Edward




Ferreira



Jackson



Guarda



Hartman



Hernandez



M. Hernandez



Ihemelu



John



Lambo



Leyva



Loyd



Luna



Marosevic



Rodriguez



Shea



Ulloa



Wiedeman

## FC Dallas Preseason Roster

| No. | Player           | Pos. | Ht.  | Wt. | Birthdate | How Acquired  |
|-----|------------------|------|------|-----|-----------|---|
| 1   | Kevin Hartman    | GK   | 6-1  | 192 | 5-25-74   | Trade with Kansas City on 3-8-10                        |
| 2   | Daniel Hernandez | M    | 5-11 | 165 | 6-23-76   | Signed with FC Dallas on 9-8-09                         |
| 3   | Ugo Ihemelu      | D    | 6-0  | 178 | 4-3-83    | Trade with Colorado on 8-31-09                          |
| 4   | Andrew Jacobson  | M    | 6-2  | 185 | 9-24-85   | Trade with Philadelphia on 2-18-11                      |
| 5   | Jair Benitez     | D    | 5-7  | 145 | 1-11-79   | Signed with FC Dallas on 7-22-09                        |
| 6   | Jackson          | D/M  | 5-9  | 154 | 6-3-88    | Signed with FC Dallas on 8-13-10                        |
| 7   | Milton Rodriguez | F    | 5-10 | 167 | 4-28-76   | Signed with FC Dallas on May 13, 2010                   |
| 8   | Bruno Guarda     | M    | 5-8  | 155 | 2-6-86    | Trade with Colorado on 7-28-08                          |
| 10  | David Ferreira   | M/F  | 5-5  | 145 | 8-9-79    | Signed with FC Dallas on 2-24-09                        |
| 11  | Ricardo Villar   | M    | 5-9  | 155 | 8-11-79   | Signed with FC Dallas on 2-7-11                         |
| 12  | Eric Avila       | M    | 5-8  | 150 | 11-24-87  | Selected in 2008 MLS SuperDraft: 2nd Rd (19th)          |
| 14  | George John      | D    | 6-3  | 200 | 3-20-87   | Selected in 2009 MLS SuperDraft: 1st Rd (14th)          |
| 15  | Kyle Davies      | D    | 5-10 | 160 | 4-11-89   | Trade with Real Salt Lake on 4-28-09                    |
| 16  | Bobby Warshaw    | M    | 6-0  | 185 | 11-21-88  | Selected in 2011 MLS SuperDraft: 1st Rd (17th)          |
| 17  | Peri Marosevic   | F    | 5-9  | 175 | 5-5-89    | Selected in 2009 MLS SuperDraft: 1st Rd (5th)           |
| 18  | Marvin Chavez    | M    | 5-5  | 145 | 11-3-83   | Signed with FC Dallas on 8-18-09                        |
| 19  | Zach Loyd        | D/M  | 5-9  | 160 | 7-18-87   | Selected in 2010 MLS SuperDraft: 1st Rd (5th)           |
| 20  | Brek Shea        | F    | 6-3  | 180 | 2-28-90   | Selected in 2008 MLS SuperDraft: 1st Rd (2nd)           |
| 21  | Bryan Leyva      | M    | 5-6  | 140 | 2-9-92    | Signed as FC Dallas' 1st Home Grown player on 9-16-09   |
| 22  | Josh Lambo       | GK   | 6-0  | 165 | 9-19-90   | Selected in 2008 MLS SuperDraft: 1st Rd (8th)           |
| 23  | Andrew Wiedeman  | F    | 5-11 | 165 | 8-22-89   | Selected in 2010 MLS SuperDraft: 2nd Rd (21st)          |
| 24  | Eric Alexander   | M    | 6-1  | 165 | 4-14-88   | Selected in 2010 MLS SuperDraft: 3rd Rd (44th)          |
| 25  | Scott Gordon     | D    | 6-4  | 190 | 4-6-88    | *Selected in 2011 MLS Supplemental Draft: 3rd Rd (53rd) |
| 26  | Charlie Campbell | D    | 5-10 | 165 | 1-15-88   | *Selected in 2011 MLS Supplemental Draft: 2nd Rd (35th) |
| 27  | Edson Edward     | D    | 5-11 | 209 | 9-20-88   | Signed with FC Dallas on 1-26-10                        |
| 28  | Victor Ulloa     | M    | 6-0  | 158 | 3-4-92    | Signed as Home Grown player on 7-30-10                  |
| 29  | Moises Hernandez | D    | 6-0  | 154 | 3-5-92    | Signed as Home Grown player on 7-30-10                  |
| 30  | Chris Seitz      | GK   | 6-3  | 236 | 3-12-87   | Trade with Seattle on 12-15-10                          |
| 32  | Jonathan Top     | F    | 5-8  | 160 | 1-26-93   | Signed as FC Dallas' 5th Home Grown player on 1-12-11   |
| 34  | Ruben Luna       | F    | 5-11 | 185 | 2-10-92   | Signed as Home Grown player on 7-30-10                  |
| 39  | Maykel Galindo   | F    | 5-10 | 165 | 1-28-81   | *Trialist   |
| 40  | Richard Sanchez  | GK   | 6-3  | 197 | 4-5-94    | Signed as FC Dallas' 6th Home Grown player on 2-18-11   |

\*Trialist as of Feb. 25, 2011







## MIDFIELDER

6-1

165

DOB: April 14, 1988

Birth Place: Portage, MI

Hometown: Portage, MI

Citizenship: United States

College: Indiana University

Last Club: Kalamazoo Outrage (PDL)

### Acquired

2010 MLS SuperDraft – 3rd Round (44th Overall). Acquired Columbus Crew's 2010 second and third round picks in exchange for FC Dallas' second and third round picks in 2008 MLS SuperDraft.

### Professional

In his first year as a professional, Alexander saw limited time through the first four months of the season before a strong showing in a second-half appearance against Toronto FC on July 24. Alexander started his first MLS match the following weekend against Colorado. He logged 79 minutes before coming off for Bruno Guarda in a 1-1 draw with the eventual MLS Cup Champions. Starting in place of injured veteran Dax McCarty, Alexander exceeded expectations in August. On the road against D.C. United, Alexander assisted on David Ferreira's goal in the 36th minute. Ferreira and forward Milton Rodriguez then combined in the 49th minute to set the table for Alexander to net his first career MLS goal in the 3-1 victory. Having become a regular in the midfield during FC Dallas' historic 19-game unbeaten streak, Alexander demonstrated his ability to break down opposing defenses against star-studded Red Bull New York on Sept. 16. He set up the first goal of the game when he picked out Rodriguez at the back post for a 1-0 lead in the 24th minute. After Brek Shea was shown a straight red card in the 29th minute, a 10-man FC Dallas side looked to be on the ropes when New York scored in stoppage time of the first half. But coming out of halftime, Alexander took the reins offensively. After being denied by the back post early in the half, Alexander beat three Red Bull defenders and slipped a shot by goalkeeper Bouna Coundoul to give Dallas a 2-1 lead in the 68th minute. Alexander started 11 consecutive matches to close out 2010.

### International

Alexander's remarkable first MLS season drew the attention of U.S. National Team Head Coach Bob Bradley. Following Dallas' run to MLS Cup in 2010, Alexander, Shea, Loyd and Ugo Ihemelu made FC Dallas one of the most-represented MLS teams at the January U.S. National Team camp. Alexander made the top 18 for the match and earned his first international cap against Chile when he came on for Alejandro Bedoya in the 83rd minute.

### College

Appeared in 91 matches and made 80 starts, finishing with 12 goals and 13 assists for his college career...was a two time second-team All-Big Ten selection... was a first-team All-Big Ten selection in 2007 and a unanimous pick for the Big Ten All-Freshman Team in 2006...was also a standout in the classroom as a three-time Academic All-Big Ten selection...In his freshman year, Alexander was recognized as the best freshman in the country by ESPN SoccerNet.

### Personal

Was a finance major in the Kelley School of Business ... born April 14, 1988 ... son of Donald and Donna Alexander.

# # 24

## Eric Alexander



### MLS Career Regular Season Stats

| YEAR | TEAM      | GP | GS | MIN  | G | A | SHT | SOG | FC | FS | OFF | CK | C | E |
|------|-----------|----|----|------|---|---|-----|-----|----|----|-----|----|---|---|
| 2010 | FC Dallas | 17 | 12 | 1054 | 2 | 3 | 15  | 6   | 6  | 4  | 1   | 0  | 1 | 0 |

### MLS Career Postseason Stats

| YEAR | POSTSEASON | GP | GS | MIN | G | A | SHT | SOG | FC | FS | OFF | CK | C | E |
|------|------------|----|----|-----|---|---|-----|-----|----|----|-----|----|---|---|
| 2010 | FC Dallas  | 2  | 0  | 5   | 0 | 0 | 0   | 0   | 0  | 0  | 0   | 0  | 0 | 0 |

### MLS Regular Season Stats Versus Opponents


| OPPONENT     | GP | GS | MIN | G | A | SHT | SOG | FC | FS | OFF | CK | C | E |
|--------------|----|----|-----|---|---|-----|-----|----|----|-----|----|---|---|
| Chicago 1    | 1  | 90 | 0   | 0 | 1 | 1   | 0   | 1  | 0  | 0   | 0  | 0 |   |
| Chivas USA   | 1  | 1  | 64  | 0 | 0 | 0   | 0   | 0  | 1  | 0   | 0  | 0 | 0 |
| Columbus     | 1  | 1  | 62  | 0 | 0 | 1   | 0   | 0  | 0  | 0   | 0  | 0 | 0 |
| Colorado     | 2  | 2  | 169 | 0 | 0 | 1   | 0   | 1  | 0  | 0   | 0  | 0 | 0 |
| D.C. United  | 1  | 1  | 74  | 1 | 1 | 2   | 2   | 0  | 1  | 0   | 0  | 0 | 0 |
| Houston      | 1  | 0  | 35  | 0 | 0 | 0   | 0   | 0  | 0  | 0   | 0  | 0 | 0 |
| Kansas City  | 1  | 1  | 90  | 0 | 0 | 2   | 1   | 2  | 0  | 0   | 0  | 0 | 0 |
| Los Angeles  | 1  | 1  | 60  | 0 | 1 | 0   | 0   | 0  | 1  | 0   | 0  | 0 | 0 |
| New England  | 1  | 1  | 70  | 0 | 0 | 3   | 0   | 0  | 0  | 0   | 0  | 0 | 0 |
| New York     | 2  | 1  | 99  | 1 | 1 | 2   | 1   | 1  | 0  | 1   | 0  | 0 | 0 |
| Philadelphia | 1  | 0  | 13  | 0 | 0 | 1   | 0   | 0  | 0  | 0   | 0  | 0 | 0 |
| San Jose     | 2  | 1  | 93  | 0 | 0 | 1   | 0   | 2  | 0  | 0   | 0  | 1 | 0 |
| Toronto FC   | 2  | 1  | 135 | 0 | 0 | 1   | 1   | 0  | 0  | 0   | 0  | 0 | 0 |

### MLS Regular Season Stats by Month

| MONTH     | GP | GS | MIN | G | A | SHT | SOG | FC | FS | OFF | CK | C | E |
|-----------|----|----|-----|---|---|-----|-----|----|----|-----|----|---|---|
| March     | 1  | 0  | 35  | 0 | 0 | 0   | 0   | 0  | 0  | 0   | 0  | 0 | 0 |
| April     | 1  | 0  | 9   | 0 | 0 | 0   | 0   | 0  | 0  | 0   | 0  | 0 | 0 |
| June      | 1  | 0  | 3   | 0 | 0 | 0   | 0   | 0  | 0  | 0   | 0  | 0 | 0 |
| July      | 2  | 1  | 124 | 0 | 0 | 1   | 1   | 1  | 0  | 0   | 0  | 0 | 0 |
| August    | 4  | 3  | 213 | 1 | 1 | 4   | 2   | 0  | 2  | 0   | 0  | 0 | 0 |
| September | 5  | 5  | 430 | 1 | 1 | 8   | 2   | 5  | 0  | 1   | 0  | 1 | 0 |
| October   | 3  | 3  | 240 | 0 | 1 | 2   | 1   | 0  | 2  | 0   | 0  | 0 | 0 |

### Regular-Season Game Highs

|                 |  |
|-----------------|--|
| Goals           | 1, 2 times, last: Sept. 16, 2010, DAL vs. NY |
| Assists         | 1, 3 times, last: Oct. 24, 2010, DAL at LA   |
| Shots on Goal   | 2, Aug. 14, 2010, DAL at DC                  |
| Shots           | 3, Sept. 22, 2010, DAL vs. NE                |
| Fouls Committed | 2, 2 times, last: Sept. 25, 2010, DAL at KC  |
| Fouls Suffered  | 1, 4 times, last: Oct. 24, 2010, DAL at LA   |







## MIDFIELDER

5-8

150

DOB: November 24, 1987

Birth Place: San Diego, CA

Hometown: San Diego, CA

Citizenship: United States

College: UC-Santa Barbara

Last Club: --

### Acquired

2008 MLS SuperDraft – second round, 19th overall pick on Jan. 18, 2008 as a Generation adidas player. The pick was acquired from Colorado on Jan. 12, 2007, along with the 2007 second round pick used to select Andrew Daniels, in exchange for Greg Vanney.

### Professional

2010: Scored FC Dallas' most-important goal of the season in the 88th minute of a 2-1 win over Real Salt Lake in the first leg of the Western Conference Semifinal. Tied career-high for appearances in a season with 18...Tripled his career-high for shots taken in a season with 15. 2009: Made a then career-high 18 appearances....Scored first MLS career goal on 6/20 vs. the Columbus Crew, winning MLS Goal of the Week honors....Recorded two assists, matching his career-high total, the first coming on 4/11 vs. Toronto FC on Pablo Ricchetti's game-tying goal....2008: Led all Dallas rookies with 14 appearances and two assists....All 14 of his appearances came under head coach Schellas Hyndman...Made his MLS debut on June 26 at Houston, entering as a substitute in the 85th minute to replace Juan Toja...Started his first career MLS game on July 27 vs. the LA Galaxy...Earned his first career assist on Abe Thompson's game-tying header in stoppage time versus Kansas City on July 4...

### International

2007: called in for a U-23 camp in January...made his first U.S. appearance with U-17's at the age of 15 vs. England in 2003. 2006: Participated in camps with the U.S. U-20 National Team. 2003-2005: Entered the U.S. U-17 Residency Program in Bradenton, FL...

### College

2005-2007: Finished his college career with 15 goals and 18 assists in three years at UCSB... Earned All-Big West First Team honors in addition to being named to the NSCAA All-Far West Second Team in 2007... was a MAC Hermann Trophy candidate in 2007...scored four goals and tallied a career-high eight assists in 2007...in 2006 he scored a career-high eight goals... scored winning goal in UCSB's first-ever National Championship in 2-1 win over UCLA in Dec. 2006 in NCAA College Cup...earned Big West Conference Freshman of the Year honors in 2005 after leading all newcomers with three goals and five assists.

### Personal

Full name is Eric Humberto Avila...played club soccer in San Diego for the La Jolla Nomads, the same club as U.S. National team players Frankie Hedjuck and Steve Cherundolo...attended La Costa Canyon high school before moving to Bradenton in 2003...His favorite video game is "FIFA Soccer"...listens to hip hop and R&B...lists The Fresh Prince of Bel Air as one of favorite shows... Son of Julio and Maria, who were born in Mexico... has two younger brothers, Adrian and Christian... fluent in Spanish...nicknamed "Avi."



### MLS Career Regular Season Stats

| YEAR   | TEAM      | GP | GS | MIN  | G | A | SHT | SOG | FC | FS | OFF | CK | C | E |
|--------|-----------|----|----|------|---|---|-----|-----|----|----|-----|----|---|---|
| 2008   | FC Dallas | 14 | 3  | 508  | 0 | 2 | 4   | 1   | 8  | 10 | 0   | 2  | 1 | 0 |
| 2009   | FC Dallas | 18 | 0  | 332  | 1 | 2 | 5   | 3   | 2  | 3  | 0   | 0  | 0 | 0 |
| 2010   | FC Dallas | 18 | 1  | 452  | 1 | 1 | 14  | 7   | 8  | 5  | 0   | 3  | 0 | 0 |
| Totals |           | 50 | 4  | 1292 | 2 | 5 | 23  | 11  | 18 | 18 | 0   | 5  | 1 | 0 |

### MLS Career Postseason Stats

| YEAR | POSTSEASON | GP | GS | MIN | G | A | SHT | SOG | FC | FS | OFF | CK | C | E |
|------|------------|----|----|-----|---|---|-----|-----|----|----|-----|----|---|---|
| 2010 | FC Dallas  | 2  | 0  | 18  | 1 | 0 | 2   | 1   | 1  | 1  | 0   | 0  | 0 | 0 |

### MLS Regular Season Stats Versus Opponents

| OPPONENT       | GP | GS | MIN | G | A | SHT | SOG | FC | FS | OFF | CK | C | E |
|----------------|----|----|-----|---|---|-----|-----|----|----|-----|----|---|---|
| Chicago        | 4  | 0  | 81  | 0 | 0 | 3   | 1   | 3  | 0  | 0   | 0  | 0 | 0 |
| Chivas USA     | 2  | 0  | 47  | 0 | 0 | 0   | 0   | 1  | 1  | 0   | 0  | 0 | 0 |
| Columbus       | 5  | 1  | 135 | 2 | 0 | 3   | 3   | 3  | 1  | 0   | 0  | 0 | 0 |
| Colorado       | 4  | 0  | 98  | 0 | 0 | 1   | 0   | 1  | 1  | 0   | 0  | 0 | 0 |
| D.C. United    | 3  | 0  | 59  | 0 | 1 | 3   | 2   | 0  | 1  | 0   | 0  | 0 | 0 |
| Houston        | 5  | 0  | 98  | 0 | 1 | 0   | 0   | 1  | 3  | 0   | 0  | 0 | 0 |
| Kansas City    | 4  | 0  | 113 | 0 | 1 | 1   | 0   | 1  | 3  | 0   | 1  | 0 | 0 |
| Los Angeles    | 4  | 1  | 176 | 0 | 0 | 3   | 0   | 2  | 1  | 0   | 0  | 0 | 0 |
| New England    | 2  | 0  | 22  | 0 | 1 | 2   | 1   | 0  | 0  | 0   | 2  | 0 | 0 |
| New York       | 3  | 0  | 65  | 0 | 0 | 3   | 3   | 0  | 1  | 0   | 1  | 0 | 0 |
| Philadelphia   | 2  | 1  | 56  | 0 | 0 | 0   | 0   | 0  | 0  | 0   | 0  | 0 | 0 |
| Real Salt Lake | 2  | 0  | 35  | 0 | 0 | 0   | 0   | 1  | 0  | 0   | 1  | 1 | 0 |
| Seattle        | 1  | 0  | 26  | 0 | 0 | 0   | 0   | 2  | 1  | 0   | 0  | 0 | 0 |
| San Jose       | 4  | 0  | 104 | 0 | 0 | 2   | 0   | 0  | 1  | 0   | 0  | 0 | 0 |
| Toronto FC     | 5  | 1  | 177 | 0 | 1 | 2   | 1   | 3  | 4  | 0   | 0  | 0 | 0 |

### MLS Regular Season Stats by Month

| MONTH     | GP | GS | MIN | G | A | SHT | SOG | FC | FS | OFF | CK | C | E |
|-----------|----|----|-----|---|---|-----|-----|----|----|-----|----|---|---|
| March     | 2  | 0  | 42  | 0 | 0 | 1   | 0   | 0  | 1  | 0   | 0  | 0 | 0 |
| April     | 6  | 0  | 115 | 1 | 1 | 2   | 2   | 2  | 3  | 0   | 1  | 0 | 0 |
| May       | 8  | 0  | 181 | 0 | 0 | 4   | 2   | 3  | 0  | 0   | 0  | 0 | 0 |
| June      | 7  | 0  | 138 | 1 | 1 | 3   | 1   | 2  | 3  | 0   | 0  | 0 | 0 |
| July      | 6  | 1  | 221 | 0 | 1 | 6   | 2   | 1  | 2  | 0   | 1  | 0 | 0 |
| August    | 9  | 3  | 334 | 0 | 0 | 2   | 1   | 6  | 6  | 0   | 0  | 0 | 0 |
| September | 6  | 0  | 116 | 0 | 2 | 4   | 3   | 0  | 2  | 0   | 2  | 0 | 0 |
| October   | 6  | 0  | 145 | 0 | 0 | 1   | 0   | 4  | 1  | 0   | 1  | 1 | 0 |

### Regular-Season Game Highs

Goals 1, 2 times, last: Apr. 10, 2010, DAL vs. CLB  
Assists 1, 5 times, last: Sept. 22, 2010, DAL vs. NE  
Shots on Goal 2, 2 times, last: May 8, 2010, DAL vs. DC  
Shots 3, May 8, 2010, DAL vs. DC  
Fouls Committed 3, Aug. 3, 2008, DAL at TOR  
Fouls Suffered 3, Aug. 23, 2008, DAL at KC





# # 5 Jair Benitez

## DEFENDER

5-7

151

DOB: Jan 11, 1979

Birth Place: Jamundi, Colombia

Hometown: Jamundi, Colombia

Citizenship: Colombia

Last Club: Deportivo Cali (Colombia)

### Acquired

Signed with FC Dallas on July 22 on loan from Deportivo Cali of Colombia's Primera Division

### Professional

2010: Picked up his first assist of the season in a 3-1 win over the Philadelphia Union on Aug. 8... Notched his second assist of the season two games later when he picked out Brek Shea for a game-winner against Chivas USA on Aug. 21. Finished third on the team in minutes played (2,424) after starting 22 straight games to close out the regular season. Assisted on David Ferreira's first half goal in MLS Cup. 2009: Signed with FC Dallas on July 22 on loan from Deportivo Cali of Colombia's Primera Division...Made his FC Dallas and MLS debut in the left back position on July 24 versus Real Salt Lake...Earned his first MLS assist on Sept. 30 versus the New England Revolution when he crossed the ball to Jeff Cunningham for the game-winning goal...Started all 13 games he appeared in. 1999 - 2009: Spent time with clubs in both Colombia and Argentina...Spent the majority of his career with Independiente Medellin of Colombia's Primera Division, where he twice helped the club win Copa Mustang, Colombia's national tournament, in 2002 and 2004...In 2006, Benitez joined Deportivo Cali, where he played 95 games and scored two goals before returning to Independiente Medellin on loan in 2009...As a member of Medellin in 2009, Benitez appeared in 17 total contests, including both the regular season and the South American club championship, Copa Libertadores.

### International

Earned seven caps with the Colombian national team making appearances in World Cup qualifying, the 2005 CONCACAF Gold Cup and various friendlies in 2007.

### Personal

His parents' names are Tulio Sinisterra and Carmen Benitez... He has two children, Geronimo Benitez and Yasiris Benitez... When he is not playing soccer, he likes to watch it on TV... He prays before every game... Roberto Carlos was his favorite player... He likes how people treated him during his time in Dallas and he enjoys going out to eat to different places and going shopping...His favorite soccer memory is when he played for the Colombian National Team in 2005.



### MLS Career Regular Season Stats

| YEAR | TEAM      | GP | GS | MIN  | G | A | SHT | SOG | FC | FS | OFF | CK | C | E |
|------|-----------|----|----|------|---|---|-----|-----|----|----|-----|----|---|---|
| 2009 | FC Dallas | 13 | 13 | 1155 | 0 | 1 | 2   | 0   | 10 | 22 | 0   | 0  | 2 | 0 |
| 2010 | FC Dallas | 28 | 28 | 2424 | 0 | 2 | 8   | 1   | 22 | 35 | 3   | 1  | 3 | 1 |
|      | Totals    | 41 | 41 | 3579 | 0 | 3 | 10  | 1   | 32 | 57 | 3   | 1  | 5 | 1 |

### MLS Career Postseason Stats

| YEAR | POSTSEASON | GP | GS | MIN | G | A | SHT | SOG | FC | FS | OFF | CK | C | E |
|------|------------|----|----|-----|---|---|-----|-----|----|----|-----|----|---|---|
| 2010 | FC Dallas  | 4  | 4  | 387 | 0 | 1 | 0   | 0   | 2  | 6  | 0   | 0  | 2 | 0 |

### MLS Regular Season Stats Versus Opponents


| OPPONENT       | GP | GS | MIN | G | A | SHT | SOG | FC | FS | OFF | CK | C | E |
|----------------|----|----|-----|---|---|-----|-----|----|----|-----|----|---|---|
| Chicago        | 2  | 2  | 180 | 0 | 0 | 1   | 0   | 0  | 4  | 0   | 0  | 0 | 0 |
| Chivas USA     | 2  | 2  | 180 | 0 | 1 | 1   | 0   | 2  | 2  | 0   | 0  | 0 | 0 |
| Columbus       | 3  | 3  | 237 | 0 | 0 | 1   | 0   | 3  | 4  | 0   | 0  | 1 | 0 |
| Colorado       | 3  | 3  | 270 | 0 | 0 | 1   | 0   | 3  | 5  | 0   | 0  | 0 | 0 |
| D.C. United    | 2  | 2  | 180 | 0 | 0 | 0   | 0   | 0  | 2  | 0   | 0  | 1 | 0 |
| Houston        | 3  | 3  | 253 | 0 | 0 | 1   | 0   | 4  | 5  | 0   | 0  | 0 | 1 |
| Kansas City    | 4  | 4  | 330 | 0 | 0 | 0   | 0   | 0  | 5  | 0   | 1  | 0 | 0 |
| Los Angeles    | 3  | 3  | 270 | 0 | 0 | 0   | 0   | 4  | 5  | 0   | 0  | 0 | 0 |
| New England    | 3  | 3  | 270 | 0 | 1 | 1   | 0   | 4  | 4  | 0   | 0  | 1 | 0 |
| New York       | 3  | 3  | 270 | 0 | 0 | 0   | 0   | 1  | 3  | 1   | 0  | 0 | 0 |
| Philadelphia   | 1  | 1  | 90  | 0 | 1 | 1   | 1   | 0  | 2  | 1   | 0  | 0 | 0 |
| Real Salt Lake | 4  | 4  | 360 | 0 | 0 | 1   | 0   | 4  | 8  | 0   | 0  | 0 | 0 |
| Seattle        | 3  | 3  | 239 | 0 | 0 | 1   | 0   | 2  | 6  | 0   | 0  | 0 | 0 |
| San Jose       | 3  | 3  | 270 | 0 | 0 | 1   | 0   | 3  | 1  | 0   | 0  | 0 | 0 |
| Toronto FC     | 2  | 2  | 180 | 0 | 0 | 0   | 0   | 2  | 1  | 1   | 0  | 2 | 0 |

### MLS Regular Season Stats by Month

| MONTH     | GP | GS | MIN | G | A | SHT | SOG | FC | FS | OFF | CK | C | E |
|-----------|----|----|-----|---|---|-----|-----|----|----|-----|----|---|---|
| March     | 1  | 1  | 90  | 0 | 0 | 1   | 0   | 1  | 0  | 0   | 0  | 0 | 0 |
| April     | 3  | 3  | 238 | 0 | 0 | 2   | 0   | 2  | 6  | 1   | 0  | 0 | 0 |
| May       | 4  | 4  | 343 | 0 | 0 | 0   | 0   | 5  | 10 | 0   | 0  | 1 | 1 |
| June      | 2  | 2  | 180 | 0 | 0 | 0   | 0   | 3  | 1  | 0   | 0  | 0 | 0 |
| July      | 6  | 6  | 516 | 0 | 0 | 0   | 0   | 3  | 7  | 0   | 1  | 1 | 0 |
| August    | 8  | 8  | 691 | 0 | 2 | 2   | 1   | 5  | 11 | 1   | 0  | 1 | 0 |
| September | 10 | 10 | 895 | 0 | 1 | 3   | 0   | 6  | 15 | 1   | 0  | 2 | 0 |
| October   | 7  | 7  | 626 | 0 | 0 | 2   | 0   | 7  | 7  | 0   | 0  | 0 | 0 |

### Regular-Season Game Highs

|                 |  |
|-----------------|--|
| Goals           | 0  |
| Assists         | 1, 3 times, last: Aug. 21, 2010, DAL vs. CHV |
| Shots on Goal   | 1, Aug. 8, 2010, DAL vs. PHI                 |
| Shots           | 1, 10 times, last: Oct. 2, 2010, DAL vs. CHI |
| Fouls Committed | 2, 10 times, last: Oct. 24, 2010, DAL at LA  |
| Fouls Suffered  | 4, 3 times, last: May 20, 2010, DAL vs. LA   |







## MIDFIELDER

5-5

139

DOB: November 3, 1983

Birth Place: La Ceiba, HON

Hometown: La Ceiba, HON

Citizenship: Honduran

Last Club: CD Marathon (Honduras)

### Acquired

Signed with FC Dallas on Aug. 19, 2009 on loan from CD Marathon

### Professional

2010: Scored career highs in every category... Picked up his first MLS assist and game-winning assist in a 1-0 win against Toronto on Sept. 4... Netted his first MLS goal in a 3-1 win over the Kansas City Wizards on Sept. 25... Scored his second in the very next match, a 3-0 win over the Chicago Fire on Oct. 2... Had a breakout game against the Los Angeles Galaxy in the Western Conference Final, scoring a goal and adding an assist in 74 minutes... 2009: Made his first appearance for FCD on the 18-man day of game roster versus D.C. United on Sept. 5... Made his first MLS start on Sept. 12 versus the LA Galaxy in the midfield... Made seven total appearances and three starts this season. 2008 - 2009: Tallied 11 goals and 11 assists with Club Deportivo Marathon of Honduras' Primera Division... Scored the game-winning goal against D.C. United propelling his team into the quarterfinal round of the 2008/2009 CONCACAF Champions League tournament. 2005 - 2008: Recorded 23 goals and 17 assists with his hometown club Club Deportivo Victoria of Honduras' Primera Division... Helped the team to a fourth place finish in the 2006 Copa Interclubes UNCAF tournament, an international club competition between the seven nations of Central America.

### International

Has earned 22 caps with the Honduran national team, making appearances in World Cup qualifying, the 2009 CONCACAF Gold Cup, the 2009 and 2011 Copa Centroamericana and various friendlies. He recorded his first international goal in the 2009 UNCAF Nations Cup against El Salvador. Two years later, Chavez played an even bigger role for Los Catrachos in the 2011 Copa Centroamericana. Chavez saw action in all four matches of that competition, logging 102 minutes and scoring a goal in Honduras' 2-0 win over El Salvador in the tournament semifinals. Honduras won the 2011 Copa Centroamericana with a 2-1 win over Costa Rica on Jan. 23, 2011.

### Personal

My parents' names are Milta Lorena Alvarez and Juan Chavez... Has three girls, Camille Chavez, Daekille Chavez and Catlin Chavez... Likes to play video games and enjoys reading the Bible... He prays and dedicates everything he does to God... Favorite player is Tyson Nuñez... Enjoys how peaceful it is in Dallas... Favorite soccer memory was **his first game as a professional in Honduras against one of the biggest club of the league.**



### MLS Career Regular Season Stats

| YEAR | TEAM      | GP | GS | MIN  | G | A | SHT | SOG | FC | FS | OFF | CK | C | E |
|------|-----------|----|----|------|---|---|-----|-----|----|----|-----|----|---|---|
| 2009 | FC Dallas | 7  | 3  | 233  | 0 | 0 | 2   | 0   | 6  | 4  | 1   | 0  | 1 | 0 |
| 2010 | FC Dallas | 16 | 10 | 818  | 2 | 2 | 14  | 4   | 16 | 19 | 2   | 1  | 4 | 0 |
|      | Totals    | 23 | 13 | 1051 | 2 | 2 | 16  | 4   | 22 | 23 | 3   | 1  | 5 | 0 |

### MLS Career Postseason Stats

| YEAR | POSTSEASON | GP | GS | MIN | G | A | SHT | SOG | FC | FS | OFF | CK | C | E |
|------|------------|----|----|-----|---|---|-----|-----|----|----|-----|----|---|---|
| 2010 | FC Dallas  | 4  | 4  | 309 | 1 | 2 | 6   | 3   | 4  | 10 | 0   | 0  | 1 | 0 |

### MLS Regular Season Stats Versus Opponents

| OPPONENT       | GP | GS | MIN | G | A | SHT | SOG | FC | FS | OFF | CK | C | E |
|----------------|----|----|-----|---|---|-----|-----|----|----|-----|----|---|---|
| Chicago        | 1  | 1  | 69  | 1 | 0 | 2   | 1   | 2  | 1  | 0   | 0  | 1 | 0 |
| Chivas USA     | 1  | 1  | 69  | 0 | 0 | 2   | 0   | 1  | 2  | 1   | 0  | 0 | 0 |
| Colorado       | 3  | 1  | 98  | 0 | 1 | 2   | 0   | 1  | 2  | 1   | 0  | 1 | 0 |
| Kansas City    | 3  | 3  | 146 | 1 | 0 | 3   | 1   | 3  | 3  | 0   | 0  | 2 | 0 |
| Los Angeles    | 3  | 2  | 153 | 0 | 0 | 2   | 0   | 1  | 4  | 0   | 0  | 0 | 0 |
| New England    | 2  | 1  | 114 | 0 | 0 | 2   | 0   | 3  | 1  | 0   | 0  | 0 | 0 |
| New York       | 1  | 0  | 15  | 0 | 0 | 0   | 0   | 1  | 0  | 1   | 0  | 1 | 0 |
| Philadelphia   | 1  | 0  | 26  | 0 | 0 | 2   | 2   | 0  | 0  | 0   | 0  | 0 | 0 |
| Real Salt Lake | 2  | 1  | 106 | 0 | 0 | 0   | 0   | 2  | 4  | 0   | 1  | 0 | 0 |
| Seattle        | 2  | 1  | 73  | 0 | 0 | 0   | 0   | 4  | 1  | 0   | 0  | 0 | 0 |
| San Jose       | 3  | 1  | 113 | 0 | 0 | 1   | 0   | 4  | 2  | 0   | 0  | 0 | 0 |
| Toronto FC     | 1  | 1  | 69  | 0 | 1 | 0   | 0   | 0  | 3  | 0   | 0  | 0 | 0 |

### MLS Regular Season Stats by Month

| MONTH     | GP | GS | MIN | G | A | SHT | SOG | FC | FS | OFF | CK | C | E |
|-----------|----|----|-----|---|---|-----|-----|----|----|-----|----|---|---|
| May       | 2  | 0  | 44  | 0 | 0 | 2   | 2   | 0  | 0  | 0   | 0  | 0 | 0 |
| June      | 2  | 1  | 89  | 0 | 0 | 3   | 0   | 3  | 3  | 1   | 0  | 0 | 0 |
| July      | 3  | 2  | 163 | 0 | 0 | 1   | 0   | 4  | 3  | 0   | 0  | 2 | 0 |
| September | 9  | 5  | 369 | 1 | 1 | 5   | 1   | 8  | 7  | 1   | 0  | 2 | 0 |
| October   | 7  | 5  | 386 | 1 | 1 | 5   | 1   | 7  | 10 | 1   | 1  | 1 | 0 |

### Regular-Season Game Highs

|                 |   |
|-----------------|---|
| Goals           | 1, 2 times, last: Oct. 2, 2010, DAL vs. CHI |
| Assists         | 1, 2 times, last: Oct. 9, 2010, DAL vs. COL |
| Shots on Goal   | 2, May 15, 2010, DAL at PHI                 |
| Shots           | 2, 5 times, last: Oct. 9, 2010, DAL vs. COL |
| Fouls Committed | 3, July 11, 2010, DAL at SEA                |
| Fouls Suffered  | 4, Oct. 24, 2010, DAL at LA                 |



# # 18

## Marvin Chavez





## DEFENDER

6-0  
189

DOB: April 11, 1989

Birth Place: Oakland, CA

Hometown: Oakland, CA

Citizenship: United States

Last Club: Real Salt Lake

### Acquired

Signed with FC Dallas on April 28, 2009 in a trade with Salt Lake in exchange for a second round pick in the 2010 MLS SuperDraft

### Professional

2010: Started the season opener against the Houston Dynamo at center back before fracturing his right arm just 55 minutes into the season... Made his second appearance of the season in a 0-0 draw with San Jose on Sept. 11... played the full match in a 3-1 win over Kansas City on Sept. 25... 2009: Made his first appearance for FC Dallas on the 18-man roster on May 2 at D.C. United...Made his first MLS start in the central defense on June 13 versus the Houston Dynamo...Left the Sept. 5 match versus D.C. United with a concussion in the 30th minute...Made his return to the playing field in the regular season finale on Sept. 24 versus Seattle for the injured George John in the 40th minute...Made 11 appearances this season. 2007 - 2009: Signed with Southampton FC of the Coca-Cola Football League Championship in England in Feb. 2007...Was a consistent member of the youth and reserve systems.

### International

2009: Named to the U.S. U-20 roster for the 2009 CONCACAF Under-20 Championship in Trinidad and Tobago from March 6 – 16...Named to the U.S. U-20 roster...Captained and started all five U.S. games in the CONCACAF U-20 Championships in Trinidad and Tobago...Named to the U.S. U-20 roster for the Under-20 World Cup in Egypt from Sept. 26 – Oct. 2...Was the captain and started in the opening group round of the U-20 World Cup versus Germany on Sept. 26, left the game in the 36th minute due to a head injury...Returned to the playing field in the final group match versus Korea Republic in the 73rd minute... Was capped 12 times for the U.S. U-20 team this year. 2008: Named to the U.S.U-20 roster for the 2008 Milk Cup in Northern Ireland from July 29 – August 1...Played in all three games for the U.S. in the Milk Cup, helping the U.S. finish third in the tournament. 2005 – 2006: Joined U.S. Soccer's Residency Program in August 2005...A member of the U.S. U-20 National Team...Davies also played with the U.S. U-17 National Team.

### Personal

Parents names are Emma Winsielv and Glyn Davies...Has two bothers, Huw & Evan, and one sister Anna... His favorite soccer memory was playing in the Under-20 World Cup... His favorite player when he was growing up was Gattuso...His favorite club team is Liverpool... He has two dogs Bella and Ernie.



### MLS Career Regular Season Stats

| YEAR | TEAM      | GP | GS | MIN | G | A | SHT | SOG | FC | FS | OFF | CK | C | E |
|------|-----------|----|----|-----|---|---|-----|-----|----|----|-----|----|---|---|
| 2009 | FC Dallas | 11 | 10 | 795 | 0 | 0 | 2   | 2   | 6  | 5  | 0   | 0  | 0 | 0 |
| 2010 | FC Dallas | 3  | 2  | 166 | 0 | 0 | 0   | 0   | 3  | 2  | 0   | 0  | 0 | 0 |
|      | Totals    | 14 | 12 | 961 | 0 | 0 | 2   | 2   | 9  | 7  | 0   | 0  | 0 | 0 |

### MLS Regular Season Stats Versus Opponents



| OPPONENT    | GP | GS | MIN | G | A | SHT | SOG | FC | FS | OFF | CK | C | E |
|-------------|----|----|-----|---|---|-----|-----|----|----|-----|----|---|---|
| Columbus    | 2  | 2  | 180 | 0 | 0 | 1   | 1   | 3  | 3  | 0   | 0  | 0 | 0 |
| Colorado    | 2  | 2  | 135 | 0 | 0 | 0   | 0   | 0  | 0  | 0   | 0  | 0 | 0 |
| D.C. United | 1  | 1  | 30  | 0 | 0 | 0   | 0   | 0  | 0  | 0   | 0  | 0 | 0 |
| Houston     | 3  | 3  | 204 | 0 | 0 | 0   | 0   | 1  | 3  | 0   | 0  | 0 | 0 |
| Kansas City | 2  | 2  | 180 | 0 | 0 | 1   | 1   | 3  | 0  | 0   | 0  | 0 | 0 |
| New York    | 2  | 2  | 161 | 0 | 0 | 0   | 0   | 1  | 0  | 0   | 0  | 0 | 0 |
| Seattle     | 1  | 0  | 50  | 0 | 0 | 0   | 0   | 1  | 1  | 0   | 0  | 0 | 0 |
| San Jose    | 1  | 0  | 21  | 0 | 0 | 0   | 0   | 0  | 0  | 0   | 0  | 0 | 0 |

### MLS Regular Season Stats by Month

| MONTH     | GP | GS | MIN | G | A | SHT | SOG | FC | FS | OFF | CK | C | E |
|-----------|----|----|-----|---|---|-----|-----|----|----|-----|----|---|---|
| March     | 1  | 1  | 55  | 0 | 0 | 0   | 0   | 1  | 2  | 0   | 0  | 0 | 0 |
| June      | 3  | 3  | 270 | 0 | 0 | 1   | 1   | 1  | 3  | 0   | 0  | 0 | 0 |
| July      | 2  | 2  | 135 | 0 | 0 | 0   | 0   | 0  | 0  | 0   | 0  | 0 | 0 |
| August    | 4  | 4  | 310 | 0 | 0 | 1   | 1   | 4  | 1  | 0   | 0  | 0 | 0 |
| September | 3  | 2  | 141 | 0 | 0 | 0   | 0   | 2  | 0  | 0   | 0  | 0 | 0 |
| October   | 1  | 0  | 50  | 0 | 0 | 0   | 0   | 1  | 1  | 0   | 0  | 0 | 0 |

### Regular-Season Game Highs

|                 |  |
|-----------------|--|
| Goals           | 0  |
| Assists         | 0  |
| Shots on Goal   | 1, 2 times, last: Aug. 1, 2009, DAL vs. KC   |
| Shots           | 1, 2 times, last: Aug. 1, 2009, DAL vs. KC   |
| Fouls Committed | 2, 2 times, last: Sept. 25, 2010, DAL at KC  |
| Fouls Suffered  | 2, 2 times, last: Mar. 27, 2010, DAL vs. HOU |







# 27  
Edson Edward

DEFENDER

5-11  
209

DOB: Sept. 20, 1988  
Birth Place: Ottawa, Canada  
Hometown: Ottawa, Canada  
Citizenship: Canadian  
College: Graceland University  
Last Club: Ottawa Fury (PDL)

Acquired

Signed with FC Dallas on January 26, 2010

Professional

After signing with FC Dallas in late January, Edward worked his way onto the 18-man roster after performing well in an FC Dallas reserve match against the Colorado Rapids on Aug. 1. He made his first appearance on FC Dallas' bench in a 3-1 win over Philadelphia on Aug. 8. Edward remained in the top 18 for five consecutive matches through Sept. 4 without seeing time with the first team. He was left out of the top 18 for two matches in mid-September before returning to the bench for a match against New England on Sept. 22. Edward finally made his professional debut on Sept. 25 against Kansas City. He played five minutes at left back after coming on for Jair Benitez in a 3-1 victory. Edward remained in the top 18 for FC Dallas' next match, a 3-0 win with the Chicago Fire on Oct. 2 before suffering an injury that sidelined the defender for the remainder of the season.

College

Named first-team All-HAAC in 2008 and second-team All-HAAC in 2009... In 2008, helped Graceland to a 13-5-2 mark, and a conference title as the Yellow Jackets finished the season ranked No. 22 nationally in the NAIA... In his final season at Graceland, the squad went 10-6-2... Scored two goals and recorded two assists in 17 games in 2009... Appeared in 37 games for Graceland.

Personal

Full name is Giovanni Edson Edward... Goes by "Eddie"... Majored in physical education at Graceland College... Born Sept. 20, 1988 ... son of Fred and Eulalie Edward... Has two brothers and two sisters: Shawn, Damian, Emmylou and Wilfreda.



MLS Career Regular Season Stats

| YEAR | TEAM      | GP | GS | MIN | G | A | SHT | SOG | FC | FS | OFF | CK | C | E |
|------|-----------|----|----|-----|---|---|-----|-----|----|----|-----|----|---|---|
| 2010 | FC Dallas | 1  | 0  | 5   | 0 | 0 | 0   | 0   | 0  | 0  | 0   | 0  | 0 | 0 |

MLS Regular Season Stats Versus Opponents


| OPPONENT    | GP | GS | MIN | G | A | SHT | SOG | FC | FS | OFF | CK | C | E |
|-------------|----|----|-----|---|---|-----|-----|----|----|-----|----|---|---|
| Kansas City | 1  | 0  | 5   | 0 | 0 | 0   | 0   | 0  | 0  | 0   | 0  | 0 | 0 |

MLS Regular Season Stats by Month

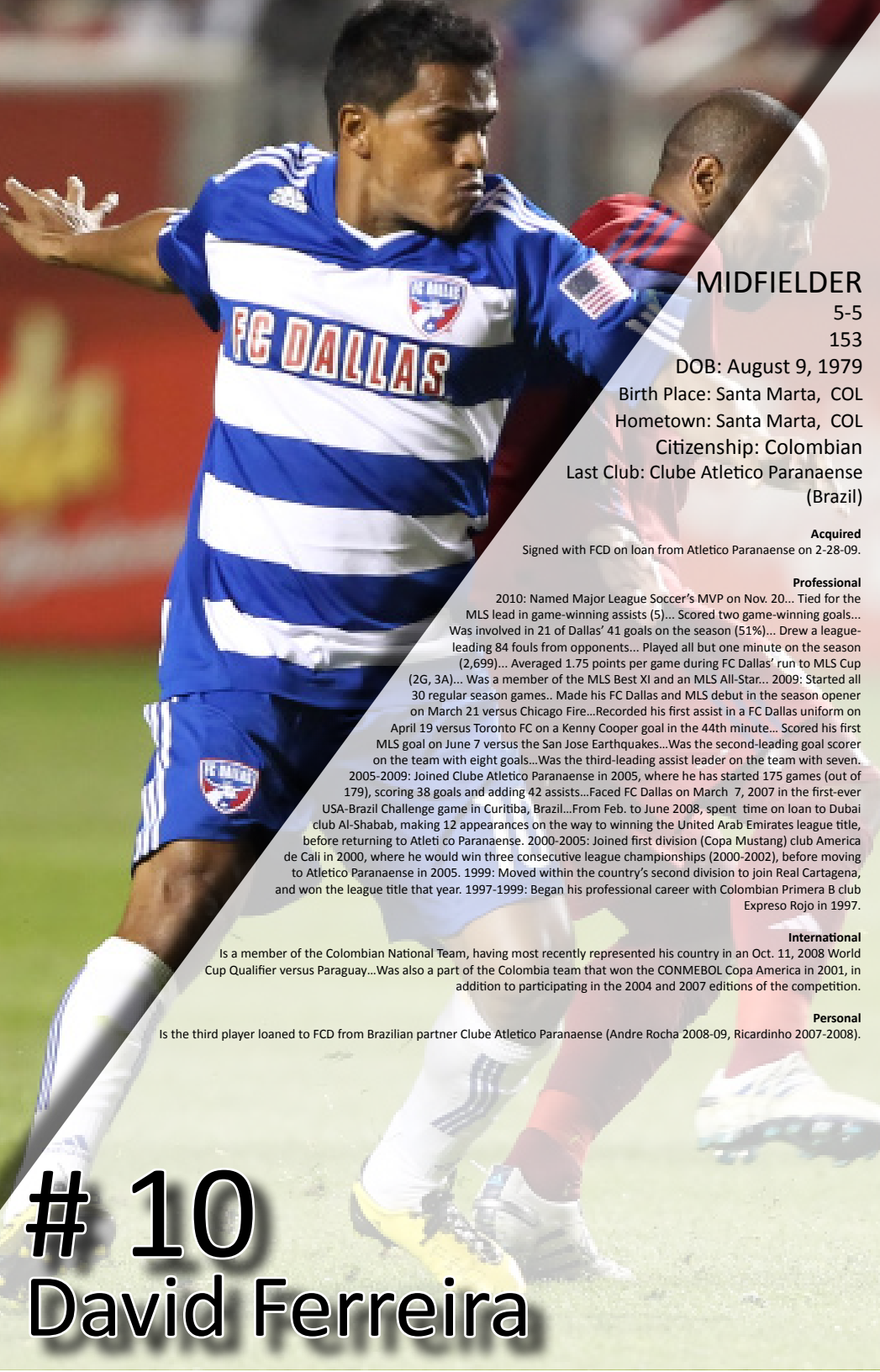
| MONTH     | GP | GS | MIN | G | A | SHT | SOG | FC | FS | OFF | CK | C | E |
|-----------|----|----|-----|---|---|-----|-----|----|----|-----|----|---|---|
| September | 1  | 0  | 5   | 0 | 0 | 0   | 0   | 0  | 0  | 0   | 0  | 0 | 0 |

Regular-Season Game Highs

|                 |   |
|-----------------|---|
| Goals           | 0 |
| Assists         | 0 |
| Shots on Goal   | 0 |
| Shots           | 0 |
| Fouls Committed | 0 |
| Fouls Suffered  | 0 |







## MIDFIELDER

5-5

153

DOB: August 9, 1979

Birth Place: Santa Marta, COL

Hometown: Santa Marta, COL

Citizenship: Colombian

Last Club: Clube Atletico Paranaense  
(Brazil)

### Acquired

Signed with FCD on loan from Atletico Paranaense on 2-28-09.

### Professional

2010: Named Major League Soccer's MVP on Nov. 20... Tied for the MLS lead in game-winning assists (5)... Scored two game-winning goals... Was involved in 21 of Dallas' 41 goals on the season (51%)... Drew a league-leading 84 fouls from opponents... Played all but one minute on the season (2,699)... Averaged 1.75 points per game during FC Dallas' run to MLS Cup (2G, 3A)... Was a member of the MLS Best XI and an MLS All-Star... 2009: Started all 30 regular season games... Made his FC Dallas and MLS debut in the season opener on March 21 versus Chicago Fire... Recorded his first assist in a FC Dallas uniform on April 19 versus Toronto FC on a Kenny Cooper goal in the 44th minute... Scored his first MLS goal on June 7 versus the San Jose Earthquakes... Was the second-leading goal scorer on the team with eight goals... Was the third-leading assist leader on the team with seven. 2005-2009: Joined Clube Atletico Paranaense in 2005, where he has started 175 games (out of 179), scoring 38 goals and adding 42 assists... Faced FC Dallas on March 7, 2007 in the first-ever USA-Brazil Challenge game in Curitiba, Brazil... From Feb. to June 2008, spent time on loan to Dubai club Al-Shabab, making 12 appearances on the way to winning the United Arab Emirates league title, before returning to Atletico Paranaense. 2000-2005: Joined first division (Copa Mustang) club America de Cali in 2000, where he would win three consecutive league championships (2000-2002), before moving to Atletico Paranaense in 2005. 1999: Moved within the country's second division to join Real Cartagena, and won the league title that year. 1997-1999: Began his professional career with Colombian Primera B club Expreso Rojo in 1997.

### International

Is a member of the Colombian National Team, having most recently represented his country in an Oct. 11, 2008 World Cup Qualifier versus Paraguay... Was also a part of the Colombia team that won the CONMEBOL Copa America in 2001, in addition to participating in the 2004 and 2007 editions of the competition.

### Personal

Is the third player loaned to FCD from Brazilian partner Clube Atletico Paranaense (Andre Rocha 2008-09, Ricardinho 2007-2008).



### MLS Career Regular Season Stats

| YEAR | TEAM      | GP | GS | MIN  | G  | A  | SHT | SOG | FC | FS  | OFF | CK  | C | E |
|------|-----------|----|----|------|----|----|-----|-----|----|-----|-----|-----|---|---|
| 2009 | FC Dallas | 30 | 30 | 2692 | 8  | 7  | 51  | 22  | 23 | 58  | 12  | 1   | 3 | 0 |
| 2010 | FC Dallas | 30 | 30 | 2699 | 8  | 13 | 54  | 26  | 34 | 84  | 11  | 99  | 4 | 0 |
|      | Totals    | 60 | 60 | 5391 | 16 | 20 | 105 | 48  | 57 | 142 | 23  | 100 | 7 | 0 |

### MLS Career Postseason Stats

| YEAR | POSTSEASON | GP | GS | MIN | G | A | SHT | SOG | FC | FS | OFF | CK | C | E |
|------|------------|----|----|-----|---|---|-----|-----|----|----|-----|----|---|---|
| 2010 | FC Dallas  | 4  | 4  | 390 | 2 | 3 | 9   | 4   | 7  | 7  | 2   | 18 | 0 | 0 |

### MLS Regular Season Stats Versus Opponents

| OPPONENT       | GP | GS | MIN | G | A | SHT | SOG | FC | FS | OFF | CK | C | E |
|----------------|----|----|-----|---|---|-----|-----|----|----|-----|----|---|---|
| Chicago        | 4  | 4  | 360 | 1 | 1 | 7   | 2   | 3  | 6  | 3   | 6  | 1 | 0 |
| Chivas USA     | 4  | 4  | 359 | 1 | 1 | 12  | 5   | 1  | 12 | 0   | 13 | 0 | 0 |
| Columbus       | 4  | 4  | 360 | 0 | 1 | 9   | 2   | 3  | 6  | 2   | 3  | 0 | 0 |
| Colorado       | 5  | 5  | 450 | 2 | 0 | 9   | 4   | 7  | 13 | 2   | 5  | 0 | 0 |
| D.C. United    | 4  | 4  | 360 | 2 | 2 | 7   | 4   | 3  | 10 | 1   | 6  | 0 | 0 |
| Houston        | 5  | 5  | 450 | 0 | 1 | 4   | 1   | 3  | 15 | 1   | 0  | 1 | 0 |
| Kansas City    | 4  | 4  | 352 | 3 | 4 | 8   | 4   | 6  | 7  | 0   | 9  | 1 | 0 |
| Los Angeles    | 4  | 4  | 360 | 1 | 0 | 2   | 2   | 2  | 9  | 2   | 4  | 1 | 0 |
| New England    | 4  | 4  | 360 | 1 | 1 | 13  | 7   | 4  | 11 | 1   | 6  | 0 | 0 |
| New York       | 4  | 4  | 360 | 0 | 1 | 8   | 6   | 6  | 12 | 2   | 5  | 0 | 0 |
| Philadelphia   | 2  | 2  | 180 | 1 | 1 | 3   | 1   | 4  | 6  | 2   | 9  | 0 | 0 |
| Real Salt Lake | 4  | 4  | 360 | 1 | 2 | 5   | 3   | 2  | 7  | 1   | 11 | 1 | 0 |
| Seattle        | 4  | 4  | 360 | 1 | 0 | 7   | 3   | 6  | 9  | 1   | 5  | 2 | 0 |
| San Jose       | 4  | 4  | 360 | 2 | 2 | 6   | 4   | 5  | 7  | 4   | 10 | 0 | 0 |
| Toronto FC     | 4  | 4  | 360 | 0 | 3 | 5   | 0   | 2  | 12 | 1   | 8  | 0 | 0 |

### MLS Regular Season Stats by Month

| MONTH     | GP | GS | MIN | G | A | SHT | SOG | FC | FS | OFF | CK | C | E |
|-----------|----|----|-----|---|---|-----|-----|----|----|-----|----|---|---|
| March     | 3  | 3  | 270 | 0 | 1 | 3   | 2   | 2  | 6  | 0   | 0  | 1 | 0 |
| April     | 7  | 7  | 630 | 0 | 2 | 18  | 7   | 6  | 19 | 1   | 1  | 1 | 0 |
| May       | 11 | 11 | 990 | 1 | 1 | 13  | 5   | 11 | 32 | 5   | 1  | 1 | 0 |
| June      | 6  | 6  | 539 | 3 | 2 | 9   | 5   | 6  | 7  | 4   | 12 | 0 | 0 |
| July      | 8  | 8  | 720 | 2 | 2 | 15  | 9   | 7  | 16 | 0   | 29 | 2 | 0 |
| August    | 8  | 8  | 712 | 4 | 4 | 14  | 5   | 8  | 24 | 3   | 21 | 0 | 0 |
| September | 10 | 10 | 900 | 4 | 6 | 16  | 8   | 8  | 21 | 4   | 19 | 2 | 0 |
| October   | 7  | 7  | 630 | 2 | 2 | 17  | 7   | 9  | 17 | 6   | 17 | 0 | 0 |

### Regular-Season Game Highs

Goals 2, Aug. 1, 2009, DAL vs. KC  
Assists 2, Sept. 25, 2010, DAL at KC  
Shots on Goal 3, 3 times, last: Sept. 22, 2010, DAL vs. NE  
Shots 6, Apr. 10, 2010, DAL vs. CLB  
Fouls Committed 4, Sept. 25, 2010, DAL at KC  
Fouls Suffered 7, Apr. 19, 2009, DAL vs. TOR







## DEFENDER

5-9

154

DOB: June 3, 1988

Birth Place: Franca, Brazil

Hometown: Sao Paulo, Brazil

Citizenship: Brazilian

Last Club: Sao Paulo FC (Brazil)

### Acquired

Signed on loan from Sao Paulo FC on August 13, 2010

### Professional

2010: Made his first appearance as an outside midfielder for FC Dallas on Aug. 14 against D.C. United... Started nine consecutive matches to close out the regular season... Picked up his first MLS assist on a 12th minute goal scored by Milton Rodriguez in a 3-1 win over the Kansas City Wizards... Started all four playoff matches during FC Dallas' run to MLS Cup... One of the most versatile players in the league - played five different positions for FC Dallas in four months (CB, RB, DCM, LB, RM), the third-most in MLS... Born in Franca, Brazil, the 22-year old first joined the São Paulo youth system in 2003. Known simply as Jackson, he made his professional debut for São Paulo against Fluminense in a 1-1 draw at Estádio do Maracanã in Rio de Janeiro, Brazil on Oct. 13, 2007. Since signing with São Paulo, Jackson has been on loan with several Brazilian clubs including: Uberaba Sport Club (2008), Mogi Mirim (2009), São Caetano (2009) and Botafogo-SP (2010).

### Personal

His parents' names are Edgina Goncalves and Berto Pereira ... He does not have kids... Likes to play video games and he prays before every game... Favorite player is Cafu... Likes to go out and eat at different restaurants... His favorite soccer memory is when FC Dallas defeated the LA Galaxy 3-0 in the Western Conference Championship last year.



### MLS Career Regular Season Stats

| YEAR | TEAM      | GP | GS | MIN | G | A | SHT | SOG | FC | FS | OFF | CK | C | E |
|------|-----------|----|----|-----|---|---|-----|-----|----|----|-----|----|---|---|
| 2010 | FC Dallas | 12 | 9  | 805 | 0 | 1 | 7   | 3   | 10 | 4  | 1   | 0  | 0 | 0 |

### MLS Career Postseason Stats

| YEAR | POSTSEASON | GP | GS | MIN | G | A | SHT | SOG | FC | FS | OFF | CK | C | E |
|------|------------|----|----|-----|---|---|-----|-----|----|----|-----|----|---|---|
| 2010 | FC Dallas  | 4  | 4  | 302 | 0 | 0 | 1   | 0   | 6  | 0  | 0   | 0  | 0 | 0 |

### MLS Regular Season Stats Versus Opponents

| OPPONENT       | GP | GS | MIN | G | A | SHT | SOG | FC | FS | OFF | CK | C | E |
|----------------|----|----|-----|---|---|-----|-----|----|----|-----|----|---|---|
| Chicago        | 1  | 1  | 90  | 0 | 0 | 0   | 0   | 1  | 0  | 0   | 0  | 0 | 0 |
| Chivas USA     | 1  | 0  | 5   | 0 | 0 | 1   | 1   | 0  | 0  | 0   | 0  | 0 | 0 |
| Columbus       | 1  | 0  | 18  | 0 | 0 | 0   | 0   | 1  | 1  | 0   | 0  | 0 | 0 |
| Colorado       | 1  | 1  | 90  | 0 | 0 | 2   | 1   | 2  | 1  | 0   | 0  | 0 | 0 |
| D.C. United    | 1  | 0  | 8   | 0 | 0 | 0   | 0   | 1  | 1  | 0   | 0  | 0 | 0 |
| Kansas City    | 1  | 1  | 90  | 0 | 1 | 0   | 0   | 0  | 0  | 0   | 0  | 0 | 0 |
| Los Angeles    | 1  | 1  | 75  | 0 | 0 | 1   | 0   | 4  | 0  | 0   | 0  | 0 | 0 |
| New England    | 1  | 1  | 90  | 0 | 0 | 1   | 0   | 0  | 0  | 0   | 0  | 0 | 0 |
| New York       | 1  | 1  | 90  | 0 | 0 | 0   | 0   | 0  | 1  | 0   | 0  | 0 | 0 |
| Real Salt Lake | 1  | 1  | 90  | 0 | 0 | 0   | 0   | 0  | 0  | 1   | 0  | 0 | 0 |
| San Jose       | 1  | 1  | 69  | 0 | 0 | 1   | 0   | 1  | 0  | 0   | 0  | 0 | 0 |
| Toronto FC     | 1  | 1  | 90  | 0 | 0 | 1   | 1   | 0  | 0  | 0   | 0  | 0 | 0 |

### MLS Regular Season Stats by Month

| MONTH     | GP | GS | MIN | G | A | SHT | SOG | FC | FS | OFF | CK | C | E |
|-----------|----|----|-----|---|---|-----|-----|----|----|-----|----|---|---|
| August    | 3  | 0  | 31  | 0 | 0 | 1   | 1   | 2  | 2  | 0   | 0  | 0 | 0 |
| September | 5  | 5  | 429 | 0 | 1 | 3   | 1   | 1  | 1  | 0   | 0  | 0 | 0 |
| October   | 4  | 4  | 345 | 0 | 0 | 3   | 1   | 7  | 1  | 1   | 0  | 0 | 0 |

### Regular-Season Game Highs

|                 |   |
|-----------------|---|
| Goals           | 0   |
| Assists         | 1, Sept. 25, 2010, DAL at KC                |
| Shots on Goal   | 1, 3 times, last: Oct. 9, 2010, DAL vs. COL |
| Shots           | 2, Oct. 9, 2010, DAL vs. COL                |
| Fouls Committed | 4, Oct. 24, 2010, DAL at LA                 |
| Fouls Suffered  | 1, 4 times, last: Oct. 9, 2010, DAL vs. COL |



# # 6 Jackson





## MIDFIELDER

5-7

161

DOB: February 6, 1986

Birth Place: Piracicaba, Brazil

Hometown: Piracicaba, Brazil

Citizenship: United States

College: SMU

### Acquired

Via trade with Colorado Rapids on July 28, 2008.

### Professional

2010: Made nine appearances for FC Dallas starting twice for a total of 233 minutes... Saw 45 minutes of action in FC Dallas' friendly against the West Texas United Sockers... Made the top 18 for 21 of 30 matches during the regular season and three of four playoff games... Played 21 minutes against 2010 UEFA Champions League victors Inter Milan on Aug. 5, 2010... 2009: The second-year midfielder made his first appearance and start in the season opener on March 21 versus the Chicago Fire... Appeared on the 18-man day of game roster 22 times this season... Entered in the 75th minute of the first leg of the USA-Brazil Challenge versus Club Atletico Paranaense on March 4... Started and played the full 90 minutes versus Guatemala's CSD Comunicaciones on July 15, 2008: Appeared in every Dallas game since joining the team on July 28, starting the final nine in the attacking midfield role... Made his FC Dallas and MLS debut on Aug. 3 at Toronto, playing the final 26 minutes... Earned his first MLS start on Aug. 30 versus Columbus and picked up his first career assist on Cunningham's 35th minute goal... Scored the first goal of his career at Chicago on Sept. 21, a volley inside the box in the 45th minute... Registered an assist in 2-1 win over Mexico's Club America on Sept. 7... In Dec., traveled to England with Josh Lambo and Eric Avila along with other Generation adidas players for friendlies.

### College

Two-time Hermann trophy semifinalist in 2006 and 2007... scored 15 goals and 18 assists for SMU in three years of college play... Two-time Conference USA player of the year and All-Conference USA first team... Led SMU in goals, assists, shots and game-winning goals in 2007.

### Personal

Club team affiliations include XV de Piracicaba - Brazil (1998-2000), Capivariano - Brazil (2000-02) and the Dallas Texans (2002-2005)... Member of the Dallas Texans team who earned the State Cup and the Classic League championships the last four years and captured the 2003 Dallas Cup... Majored in International Studies with a minor in Spanish... Supports Palmeiras of Brazilian Campeonato and favorite player is Kaka... Hobbies include ping pong and Winning Eleven on Playstation 3. Enjoys eating at Fogo de Chão and listening to Pagode music... Son of Clever and Kati a Guarda... Lists his father as his biggest influence.



### MLS Career Regular Season Stats

| YEAR | TEAM      | GP | GS | MIN  | G | A | SHT | SOG | FC | FS | OFF | CK | C | E |
|------|-----------|----|----|------|---|---|-----|-----|----|----|-----|----|---|---|
| 2008 | FC Dallas | 12 | 9  | 822  | 1 | 1 | 10  | 6   | 17 | 21 | 4   | 3  | 2 | 0 |
| 2009 | FC Dallas | 4  | 2  | 217  | 0 | 0 | 2   | 1   | 7  | 5  | 0   | 0  | 2 | 0 |
| 2010 | FC Dallas | 9  | 2  | 233  | 0 | 0 | 1   | 0   | 9  | 3  | 3   | 0  | 1 | 0 |
|      | Totals    | 25 | 13 | 1272 | 1 | 1 | 13  | 7   | 33 | 29 | 7   | 3  | 5 | 0 |

### MLS Regular Season Stats Versus Opponents

| OPPONENT       | GP | GS | MIN | G | A | SHT | SOG | FC | FS | OFF | CK | C | E |
|----------------|----|----|-----|---|---|-----|-----|----|----|-----|----|---|---|
| Chicago        | 3  | 2  | 173 | 1 | 0 | 1   | 1   | 9  | 2  | 2   | 0  | 0 | 0 |
| Chivas USA     | 1  | 0  | 31  | 0 | 0 | 0   | 0   | 1  | 0  | 2   | 0  | 1 | 0 |
| Columbus       | 2  | 1  | 111 | 0 | 1 | 0   | 0   | 0  | 6  | 0   | 3  | 0 | 0 |
| Colorado       | 2  | 1  | 101 | 0 | 0 | 1   | 1   | 0  | 2  | 0   | 0  | 0 | 0 |
| D.C. United    | 3  | 2  | 196 | 0 | 0 | 3   | 1   | 4  | 4  | 0   | 0  | 1 | 0 |
| Houston        | 1  | 0  | 1   | 0 | 0 | 0   | 0   | 0  | 0  | 0   | 0  | 0 | 0 |
| Kansas City    | 2  | 0  | 37  | 0 | 0 | 0   | 0   | 0  | 2  | 0   | 0  | 0 | 0 |
| Los Angeles    | 2  | 2  | 180 | 0 | 0 | 1   | 0   | 6  | 2  | 1   | 0  | 1 | 0 |
| Real Salt Lake | 2  | 1  | 108 | 0 | 0 | 3   | 1   | 5  | 5  | 0   | 0  | 0 | 0 |
| Seattle        | 1  | 0  | 45  | 0 | 0 | 2   | 1   | 1  | 2  | 0   | 0  | 1 | 0 |
| San Jose       | 2  | 2  | 107 | 0 | 0 | 0   | 0   | 1  | 0  | 0   | 0  | 0 | 0 |
| Toronto FC     | 4  | 2  | 182 | 0 | 0 | 2   | 2   | 6  | 4  | 2   | 0  | 1 | 0 |

### MLS Regular Season Stats by Month

| MONTH     | GP | GS | MIN | G | A | SHT | SOG | FC | FS | OFF | CK | C | E |
|-----------|----|----|-----|---|---|-----|-----|----|----|-----|----|---|---|
| March     | 2  | 1  | 70  | 0 | 0 | 0   | 0   | 4  | 1  | 0   | 0  | 0 | 0 |
| May       | 3  | 1  | 165 | 0 | 0 | 2   | 1   | 4  | 4  | 0   | 0  | 2 | 0 |
| June      | 2  | 1  | 76  | 0 | 0 | 0   | 0   | 1  | 0  | 2   | 0  | 1 | 0 |
| July      | 3  | 1  | 74  | 0 | 0 | 1   | 0   | 6  | 2  | 0   | 0  | 0 | 0 |
| August    | 6  | 1  | 190 | 0 | 1 | 1   | 1   | 2  | 8  | 0   | 3  | 0 | 0 |
| September | 5  | 4  | 380 | 1 | 0 | 5   | 3   | 7  | 8  | 3   | 0  | 1 | 0 |
| October   | 4  | 4  | 317 | 0 | 0 | 4   | 2   | 9  | 6  | 2   | 0  | 1 | 0 |

### Regular-Season Game Highs

|                 |   |
|-----------------|---|
| Goals           | 1, Sept. 21, 2008, DAL at CHI               |
| Assists         | 1, Aug. 30, 2008, DAL vs. CLB               |
| Shots on Goal   | 1, 7 times, last: May 16, 2009, DAL vs. SEA |
| Shots           | 2, 3 times, last: May 16, 2009, DAL vs. SEA |
| Fouls Committed | 5, July 17, 2010, DAL vs. RSL               |
| Fouls Suffered  | 5, Aug. 30, 2008, DAL vs. CLB               |







## GOALKEEPER

6-1

195

DOB: May 25, 1974

Birth Place: Athens, OH

Hometown: Athens, OH

Citizenship: United States

College: UCLA

Last Club: Kansas City Wizards

### Acquired

Hartman signed with FC Dallas following a trade with the Kansas City Wizards on March 8, 2010.

### Professional

2010: Since joining FC Dallas Hartman boosted his MLS all-time records in several categories including: 353 games played 1,291 saves, 156 wins and 93 shutouts... Shattered the MLS single-season goals against average (0.62) previously held by Pat Onstad (0.82 in 2007)... Extended all-time MLS postseason record for games played (48), minutes played (4,432), saves (171), shutouts (15) and wins (24)... Was named MLS Player of the Month in Aug...2009: Hartman continued his streak for the third season in a row, logging 2,700 minutes in 30 games played with the Kansas City Wizards. He finished the season with a 1.40 goals against average, 105 saves and seven shutouts. Hartman broke the all-time MLS saves record of 1,136 on March 28, 2009...2008: For the second consecutive season, played every minute of the regular season. Recorded third-most saves in MLS and tied for the league-lead in shutouts with 10. Finished season as the MLS career leader in all-time wins for a goalkeeper with 138... Named the Wizards' 2008 Humanitarian Award winner for charity work, including Nothing But Nets, an organization that helps prevent malaria in Africa... 2007: Named to MLS All-Star team and played every minute of the Wizards season. Broke tie with Tony Meola for MLS all-time shutouts record...2006: 1.14 goals against average was fourth in MLS for 2006. Nine shutouts were the second most of any season in career...2005: Enjoyed a stellar playoff run, allowing just two goals in four games, leading the Galaxy to the 2005 MLS Cup title...2004: Started all 30 of the Galaxy's games and was named the club's MVP for the second consecutive season...2003: Played all but 16 minutes of the season. Set the Galaxy single-game record for saves, making 12 stops on August 20 at Chicago...2002: Started 18 games, posting an 11-6-1 record...2001: Finished the season with a 6-4-1 record, making 11 appearances, all starts. Helped lead the Galaxy to its first-ever U.S. Open Cup final by registering four consecutive wins...2000: Became the first goalkeeper in MLS history to record back-to-back seasons with a goals against average of less than 1.00...1999: Named MLS' Pepsi Goalkeeper of the Year and voted on to MLS' AT&T Best XI. Became first goalkeeper in MLS history to record back-to-back 20 win seasons between the pipes...1998: Led the league with a then record 22 games won...1997: Drafted in third round (29th overall) of 2007 College Draft. Earned first career shutout in his MLS debut, a 1-0 Galaxy win against Columbus.

### National Team

Hartman made his first appearance for USA against Jamaica in a 2-2 tie on 9/8/00, allowing one goal in 45 minutes. Called into U.S. National Team camp in early Jan. 2006 and made first career start for the U.S. in a 5-0 drubbing of Norway. Had five caps as of 12/21/10.

### College

Played college soccer at both UCLA (1992-1993) and California State Dominguez Hills (1995-1996).

### Personal

He and wife Jennifer, an Emmy-winning graphic designer, had daughter Chloe on November 11, 2006. Wrote a children's book entitled Boots Saves the Day. Enjoys reading and doing charity work in free time... played for San Pedro FC Santos, coached by Joe Flanagan in San Pedro, California.

# #1 Kevin Hartman



### MLS Career Regular Season Stats

| YEAR   | TEAM        | GP  | GS  | MIN   | SOG  | SV   | SHO | GA  | GAA  | PK | PKA | W   | L   | T  |
|--------|-------------|-----|-----|-------|------|------|-----|-----|------|----|-----|-----|-----|----|
| 1997   | Los Angeles | 8   | 4   | 483   | 21   | 12   | 3   | 8   | 1.49 | 1  | 2   | 2   | 4   | 0  |
| 1998   | Los Angeles | 29  | 28  | 2544  | 143  | 103  | 7   | 39  | 1.38 | 0  | 1   | 22  | 7   | 0  |
| 1999   | Los Angeles | 32  | 32  | 2870  | 150  | 118  | 11  | 29  | 0.91 | 3  | 4   | 20  | 12  | 0  |
| 2000   | Los Angeles | 26  | 26  | 2422  | 126  | 91   | 7   | 27  | 1.00 | 2  | 4   | 12  | 7   | 7  |
| 2001   | Los Angeles | 11  | 11  | 1007  | 66   | 48   | 4   | 14  | 1.25 | 0  | 1   | 6   | 4   | 1  |
| 2002   | Los Angeles | 18  | 18  | 1648  | 108  | 83   | 5   | 20  | 1.09 | 2  | 3   | 11  | 6   | 1  |
| 2003   | Los Angeles | 30  | 30  | 2796  | 190  | 149  | 3   | 35  | 1.13 | 3  | 4   | 9   | 12  | 9  |
| 2004   | Los Angeles | 30  | 30  | 2655  | 164  | 117  | 7   | 39  | 1.32 | 4  | 5   | 11  | 8   | 10 |
| 2005   | Los Angeles | 31  | 31  | 2790  | 138  | 94   | 6   | 43  | 1.39 | 6  | 6   | 13  | 13  | 5  |
| 2006   | Los Angeles | 28  | 28  | 2520  | 120  | 88   | 9   | 32  | 1.14 | 2  | 3   | 10  | 12  | 6  |
| 2007   | Kansas City | 30  | 30  | 2700  | 159  | 110  | 5   | 45  | 1.50 | 6  | 7   | 11  | 12  | 7  |
| 2008   | Kansas City | 30  | 30  | 2700  | 162  | 117  | 10  | 39  | 1.30 | 3  | 3   | 11  | 10  | 9  |
| 2009   | Kansas City | 30  | 30  | 2700  | 153  | 105  | 7   | 42  | 1.40 | 3  | 4   | 8   | 13  | 9  |
| 2010   | FC Dallas   | 20  | 20  | 1755  | 71   | 56   | 9   | 12  | 0.62 | 1  | 2   | 10  | 1   | 8  |
| Totals |             | 353 | 348 | 31590 | 1771 | 1291 | 93  | 424 | 1.21 | 36 | 49  | 156 | 121 | 72 |

### MLS Career Postseason Stats

| YEAR   | POSTSEASON  | GP | GS   | MIN | SOG | SV | SHO | GA   | GAA  | PK | PKA | W  | L | T |
|--------|-------------|----|------|-----|-----|----|-----|------|------|----|-----|----|---|---|
| 1997   | Los Angeles | 2  | 2    | 180 | 8   | 4  | 1   | 3    | 1.50 | 0  | 0   | 0  | 2 | 0 |
| 1998   | Los Angeles | 4  | 4    | 360 | 21  | 15 | 0   | 5    | 1.25 | 0  | 0   | 2  | 2 | 0 |
| 1999   | Los Angeles | 6  | 6    | 540 | 32  | 25 | 2   | 6    | 1.00 | 1  | 1   | 4  | 2 | 0 |
| 2000   | Los Angeles | 5  | 5    | 418 | 25  | 20 | 1   | 5    | 1.08 | 1  | 1   | 2  | 1 | 1 |
| 2001   | Los Angeles | 7  | 7    | 676 | 32  | 19 | 1   | 11   | 1.46 | 0  | 0   | 3  | 2 | 2 |
| 2002   | Los Angeles | 6  | 6    | 572 | 29  | 20 | 3   | 8    | 1.26 | 0  | 1   | 5  | 1 | 0 |
| 2003   | Los Angeles | 2  | 2    | 186 | 13  | 8  | 1   | 5    | 2.42 | 0  | 0   | 1  | 1 | 0 |
| 2004   | Los Angeles | 3  | 3    | 270 | 13  | 10 | 1   | 3    | 1.00 | 0  | 0   | 1  | 2 | 0 |
| 2005   | Los Angeles | 4  | 4    | 390 | 18  | 16 | 2   | 2    | 0.46 | 0  | 0   | 3  | 0 | 1 |
| 2007   | Kansas City | 3  | 3    | 270 | 17  | 14 | 2   | 2    | 0.67 | 0  | 0   | 1  | 1 | 1 |
| 2008   | Kansas City | 2  | 2    | 180 | 7   | 4  | 0   | 3    | 1.50 | 0  | 0   | 0  | 1 | 1 |
| 2010   | FC Dallas   | 4  | 390  | 20  | 16  | 1  | 4   | 0.92 | 0    | 0  | 2   | 1  | 1 |   |
| Totals | 48          | 48 | 4432 | 235 | 171 | 15 | 57  | 1.16 | 2    | 3  | 24  | 16 | 7 |   |

### MLS Regular Season Stats Versus Opponents

| OPPONENT       | GP | GS | MIN  | SOG | SV  | SHO | GA | GAA  | PK | PKA | W  | L  | T |
|----------------|----|----|------|-----|-----|-----|----|------|----|-----|----|----|---|
| Columbus       | 29 | 28 | 2574 | 152 | 102 | 7   | 41 | 1.43 | 3  | 4   | 9  | 12 | 8 |
| D.C. United    | 30 | 30 | 2717 | 155 | 115 | 5   | 39 | 1.29 | 3  | 3   | 13 | 11 | 6 |
| San Jose       | 34 | 33 | 3023 | 169 | 133 | 10  | 36 | 1.07 | 2  | 3   | 17 | 10 | 6 |
| Real Salt Lake | 14 | 14 | 1260 | 67  | 53  | 7   | 12 | 0.86 | 0  | 1   | 7  | 5  | 2 |
| Colorado       | 37 | 36 | 3302 | 171 | 126 | 8   | 39 | 1.06 | 6  | 7   | 15 | 12 | 9 |
| Chicago        | 31 | 31 | 2800 | 178 | 134 | 7   | 39 | 1.25 | 5  | 6   | 11 | 13 | 7 |
| Miami          | 7  | 7  | 630  | 26  | 16  | 2   | 11 | 1.57 | 0  | 2   | 5  | 2  | 0 |
| Philadelphia   | 2  | 2  | 180  | 11  | 9   | 0   | 2  | 1.00 | 0  | 0   | 1  | 0  | 1 |
| Chivas USA     | 16 | 16 | 1440 | 71  | 53  | 6   | 16 | 1.00 | 1  | 1   | 10 | 4  | 2 |
| New York       | 28 | 28 | 2440 | 165 | 113 | 7   | 40 | 1.48 | 7  | 7   | 12 | 9  | 5 |
| New England    | 26 | 26 | 2368 | 119 | 79  | 4   | 38 | 1.44 | 6  | 7   | 12 | 9  | 5 |
| Houston        | 11 | 11 | 990  | 49  | 38  | 4   | 11 | 1.00 | 0  | 0   | 2  | 5  | 4 |
| Seattle        | 3  | 3  | 270  | 16  | 10  | 1   | 4  | 1.33 | 0  | 0   | 1  | 1  | 1 |
| FC Dallas      | 35 | 35 | 3186 | 200 | 150 | 10  | 43 | 1.21 | 2  | 3   | 18 | 11 | 6 |
| Toronto FC     | 10 | 10 | 900  | 46  | 33  | 5   | 8  | 0.80 | 0  | 1   | 4  | 3  | 3 |
| Tampa Bay      | 7  | 6  | 585  | 34  | 27  | 1   | 7  | 1.08 | 0  | 2   | 5  | 2  | 0 |
| Kansas City    | 26 | 25 | 2295 | 115 | 83  | 8   | 29 | 1.14 | 0  | 1   | 13 | 9  | 4 |
| Los Angeles    | 7  | 7  | 630  | 27  | 17  | 1   | 9  | 1.29 | 1  | 1   | 1  | 3  | 3 |







#### MLS Regular Season Stats by Month

| MONTH     | GP | GS | MIN  | SOG | SV  | SHO | GA | GAA  | PK | PKA | W  | L  | T  |
|-----------|----|----|------|-----|-----|-----|----|------|----|-----|----|----|----|
| March     | 9  | 9  | 810  | 39  | 27  | 3   | 12 | 1.33 | 1  | 2   | 7  | 2  | 0  |
| April     | 47 | 47 | 4275 | 234 | 171 | 14  | 50 | 1.05 | 3  | 4   | 22 | 14 | 11 |
| May       | 53 | 51 | 4697 | 265 | 185 | 12  | 72 | 1.38 | 6  | 6   | 18 | 21 | 14 |
| June      | 55 | 53 | 4849 | 259 | 184 | 14  | 65 | 1.21 | 5  | 8   | 22 | 20 | 11 |
| July      | 57 | 57 | 5150 | 281 | 217 | 17  | 59 | 1.03 | 5  | 8   | 24 | 13 | 20 |
| August    | 58 | 57 | 5179 | 331 | 244 | 11  | 77 | 1.34 | 10 | 13  | 28 | 24 | 5  |
| September | 50 | 50 | 4471 | 226 | 163 | 18  | 55 | 1.11 | 2  | 3   | 26 | 18 | 5  |
| October   | 24 | 24 | 2159 | 136 | 100 | 4   | 34 | 1.42 | 4  | 5   | 9  | 9  | 6  |

#### MLS Regular-Season Game Highs

Goals Allowed 6, Aug. 1, 2009, KC at DAL

Saves 11, Aug. 20, 2003, LA at CHI



## FC Dallas Freindly versus Orlando City (2/24)







## MIDFIELDER

5-11

190

DOB: July 23, 1976

Birth Place: Tyler, Texas

Hometown: Tyler, Texas

Citizenship: United States

College: SMU

Last Club: Jaguares de Chiapas (Mexico)

### Acquired

Signed with FC Dallas on September 8, 2009.

### Professional

2010: Named team Captain at the start of the season...One of six FC Dallas players to surpass the 2,000 minute mark on the season...Started all 24 matches in which he appeared... Played every minute of FC Dallas' four playoff matches despite suffering from a torn lateral meniscus, which required postseason surgery... 2009: Signed with FC Dallas on Sept. 8, 2009... Made his first appearance with FC Dallas on Sept. 12 versus the LA Galaxy as a second half substitute for Marvin Chavez...Made his first FCD start on Sept. 26 versus Real Salt Lake...Earned his first assist in a FCD uniform in the regular season finale on Oct. 24 versus Seattle...Made a total of seven appearances...2008: Signed with Jaguares de Chiapas and made 13 appearances...2007: Played with Puebla of the Mexican's Primera Division, making seven appearances and scoring one goal...2006: Appeared in the final two games of the regular season and all four postseason games - starting three - including MLS Cup 2006 against Houston...2005: Played in seven regular-season matches and all four of the Revs playoff games... contributed a vital assist on Clint Dempsey's game-winner against Chicago in the Eastern Conference Championship...2003: Left the Revolution nine games into the season to join Necaxa of the Mexican Primera division, signing on July 7, 2003...2002: Hernandez came to the Revolution from the MetroStars in a six-man trade on May 24. Tallied three goals and an assist... Had a goal and an assist in the quarterfinals of the 2002 MLS Playoff s to defeat the Fire... 2001: Led the MetroStars to a 20-10-3 record (including playoffs)... Notched a career-high seven assists and adding one goal, a 91st-minute game-winner from midfield at Miami on Aug. 25 that was the first goal of his career...2000: Traded from the Tampa Bay Mutiny to the MetroStars on April 19 in exchange for the rights to Daniel Alvarez. Played a total of 17 games - two with Tampa Bay and 15 with New York - recording two assists, both game-winning assists... Selected to play in the 2000 MLS All-Star game... 1999: Made a total of 19 appearances between Los Angeles and Tampa Bay. Started the first five matches of the season for LA. Traded from the Galaxy to the Mutiny on Aug. 13 for Jorge Salcedo... 1998: Drafted by the Galaxy in the second round (18th overall) in the 1998 MLS College Draft. Played in 17 games for the Galaxy, making three starts... Made MLS debut on 4/4/98 against the Colorado Rapids in a 2-0 win for the Galaxy.

### International

Called to U.S. National Team camp by Bruce Arena for its friendly against El Salvador on Nov. 17, 2002. Named to the national team squad for a World Cup Qualifier vs. Panama on Oct. 12, 2005. Was a member of the U.S. U-17, 18 and 23 National Teams.

### College

Played two years of major college football at Southern Methodist University, serving as the kicker for the Mustangs as a sophomore and junior before focusing solely on soccer as a senior. Was the NSCAA National Player of the Year in 1998 at SMU.

### Personal

Married to Tiphanie...the couple has three daughters (Candice, Caydence and Caylee)...his favorite cuisine is Mexican...his favorite music R&B...his favorite soccer moment is scoring against Club America at Azteca Stadium in front of his family... is a native of Tyler, Texas (outside of Dallas) where he has a soccer field, "Estadio Daniel Demetrio Hernandez," named after him ... has a brother, Nico, and sisters Rebecca and Sara ... fluent in both English and Spanish ... holds both American and Mexican passports.



### MLS Career Regular Season Stats

| YEAR | TEAM        | GP  | GS  | MIN   | G | A  | SHT | SOG | FC  | FS  | OFF | CK | C  | E |
|------|-------------|-----|-----|-------|---|----|-----|-----|-----|-----|-----|----|----|---|
| 1998 | Los Angeles | 17  | 3   | 458   | 0 | 1  | 9   | 5   | 9   | 14  | 0   | 0  | 0  | 0 |
| 1999 | Los Angeles | 12  | 9   | 853   | 0 | 0  | 13  | 6   | 12  | 23  | 0   | 0  | 2  | 0 |
|      | Tampa Bay   | 2   | 0   | 48    | 0 | 0  | 1   | 0   | 0   | 2   | 0   | 0  | 0  | 0 |
| 2000 | Tampa Bay   | 2   | 0   | 7     | 0 | 0  | 0   | 0   | 0   | 0   | 0   | 0  | 0  | 1 |
|      | MetroStars  | 15  | 15  | 1344  | 0 | 2  | 11  | 4   | 28  | 21  | 0   | 1  | 4  | 1 |
| 2001 | MetroStars  | 16  | 15  | 1358  | 1 | 7  | 26  | 7   | 26  | 42  | 0   | 19 | 4  | 0 |
| 2002 | MetroStars  | 9   | 9   | 809   | 0 | 2  | 11  | 0   | 20  | 11  | 0   | 0  | 3  | 0 |
|      | New England | 19  | 16  | 1492  | 3 | 1  | 23  | 9   | 32  | 23  | 1   | 4  | 3  | 1 |
| 2003 | New England | 9   | 4   | 520   | 0 | 2  | 8   | 2   | 20  | 10  | 0   | 0  | 0  | 0 |
| 2005 | New England | 7   | 7   | 557   | 0 | 0  | 8   | 0   | 17  | 10  | 2   | 0  | 2  | 1 |
| 2006 | New England | 7   | 5   | 429   | 0 | 0  | 1   | 0   | 9   | 7   | 0   | 0  | 3  | 0 |
| 2009 | FC Dallas   | 7   | 5   | 526   | 0 | 1  | 3   | 0   | 13  | 6   | 0   | 0  | 1  | 0 |
| 2010 | FC Dallas   | 24  | 24  | 2098  | 0 | 0  | 16  | 7   | 49  | 27  | 0   | 0  | 6  | 0 |
|      | Totals      | 146 | 112 | 10499 | 4 | 16 | 130 | 40  | 235 | 196 | 3   | 24 | 28 | 4 |

### MLS Career Postseason Stats

| YEAR | POSTSEASON  | GP | GS | MIN  | G | A | SHT | SOG | FC | FS | OFF | CK | C | E |
|------|-------------|----|----|------|---|---|-----|-----|----|----|-----|----|---|---|
| 1998 | Los Angeles | 1  | 0  | 18   | 0 | 0 | 0   | 0   | 0  | 0  | 0   | 0  | 0 | 0 |
| 2001 | MetroStars  | 3  | 3  | 288  | 0 | 2 | 5   | 2   | 5  | 4  | 0   | 5  | 1 | 0 |
| 2002 | New England | 6  | 6  | 583  | 1 | 1 | 9   | 2   | 19 | 18 | 0   | 0  | 3 | 0 |
| 2005 | New England | 4  | 4  | 332  | 0 | 1 | 5   | 0   | 9  | 7  | 0   | 0  | 2 | 0 |
| 2006 | New England | 4  | 3  | 297  | 0 | 0 | 2   | 1   | 7  | 4  | 0   | 0  | 1 | 0 |
| 2010 | FC Dallas   | 4  | 4  | 390  | 0 | 0 | 3   | 0   | 5  | 7  | 0   | 0  | 1 | 0 |
|      | Totals      | 22 | 20 | 1908 | 1 | 4 | 24  | 5   | 45 | 40 | 0   | 5  | 8 | 0 |

### MLS Regular Season Stats Versus Opponents

| OPPONENT       | GP | GS | MIN  | G | A | SHT | SOG | FC | FS | OFF | CK | C | E |
|----------------|----|----|------|---|---|-----|-----|----|----|-----|----|---|---|
| Chicago        | 14 | 12 | 1118 | 0 | 1 | 16  | 3   | 29 | 24 | 0   | 2  | 3 | 0 |
| Chivas USA     | 2  | 2  | 180  | 0 | 0 | 1   | 0   | 6  | 0  | 0   | 0  | 1 | 0 |
| Columbus       | 18 | 13 | 1208 | 0 | 0 | 24  | 4   | 29 | 21 | 1   | 2  | 4 | 0 |
| Colorado       | 15 | 10 | 982  | 1 | 2 | 8   | 4   | 24 | 20 | 0   | 2  | 2 | 1 |
| FC Dallas      | 11 | 7  | 685  | 0 | 0 | 9   | 1   | 7  | 17 | 0   | 2  | 2 | 1 |
| D.C. United    | 11 | 9  | 846  | 0 | 0 | 6   | 2   | 17 | 20 | 2   | 5  | 4 | 0 |
| Houston        | 2  | 2  | 180  | 0 | 0 | 1   | 1   | 3  | 3  | 0   | 0  | 1 | 0 |
| Kansas City    | 11 | 8  | 848  | 0 | 0 | 9   | 5   | 11 | 13 | 0   | 0  | 1 | 0 |
| Los Angeles    | 10 | 7  | 658  | 1 | 2 | 3   | 2   | 18 | 5  | 0   | 0  | 1 | 0 |
| Miami          | 6  | 4  | 392  | 1 | 3 | 15  | 8   | 10 | 12 | 0   | 3  | 1 | 0 |
| New England    | 8  | 7  | 638  | 0 | 4 | 7   | 1   | 14 | 14 | 0   | 6  | 1 | 1 |
| New York       | 9  | 8  | 637  | 1 | 0 | 10  | 2   | 22 | 10 | 0   | 0  | 3 | 0 |
| Philadelphia   | 2  | 2  | 180  | 0 | 0 | 2   | 0   | 2  | 1  | 0   | 0  | 0 | 0 |
| Real Salt Lake | 4  | 4  | 355  | 0 | 0 | 2   | 2   | 12 | 3  | 0   | 0  | 0 | 0 |
| Seattle        | 3  | 3  | 261  | 0 | 1 | 2   | 0   | 7  | 8  | 0   | 0  | 1 | 0 |
| San Jose       | 13 | 9  | 844  | 0 | 0 | 8   | 3   | 17 | 17 | 0   | 0  | 1 | 1 |
| Tampa Bay      | 6  | 4  | 397  | 0 | 3 | 7   | 2   | 5  | 8  | 0   | 2  | 1 | 0 |
| Toronto FC     | 1  | 1  | 90   | 0 | 0 | 0   | 0   | 2  | 0  | 0   | 0  | 1 | 0 |







MLS Regular Season Stats by Month

| MONTH     | GP | GS | MIN  | G | A | SHT | SOG | FC | FS | OFF | CK | C | E |
|-----------|----|----|------|---|---|-----|-----|----|----|-----|----|---|---|
| March     | 6  | 5  | 455  | 0 | 1 | 9   | 1   | 12 | 11 | 0   | 0  | 1 | 0 |
| April     | 23 | 19 | 1683 | 0 | 1 | 17  | 5   | 44 | 34 | 0   | 0  | 6 | 1 |
| May       | 28 | 19 | 1879 | 0 | 2 | 14  | 7   | 34 | 26 | 0   | 0  | 6 | 0 |
| June      | 19 | 15 | 1419 | 0 | 2 | 13  | 1   | 42 | 26 | 0   | 5  | 2 | 2 |
| July      | 25 | 21 | 1929 | 1 | 5 | 27  | 13  | 29 | 38 | 0   | 1  | 5 | 0 |
| August    | 18 | 15 | 1387 | 3 | 1 | 25  | 9   | 33 | 21 | 1   | 10 | 4 | 0 |
| September | 19 | 13 | 1259 | 0 | 3 | 19  | 3   | 27 | 30 | 2   | 8  | 3 | 0 |
| October   | 8  | 5  | 488  | 0 | 1 | 6   | 1   | 14 | 10 | 0   | 0  | 1 | 1 |

Regular-Season Game Highs

|                 |   |
|-----------------|---|
| Goals           | 1, 4 times, last: Aug. 28, 2002, NE vs. COL |
| Assists         | 2, 2 times, last: Sept. 7, 2001, MET vs. NE |
| Shots on Goal   | 2, 6 times, last: Aug. 31, 2002, NE at CLB  |
| Shots           | 5, Mar. 27, 2002, MET vs. CLB               |
| Fouls Committed | 7, June 24, 2000, MET at COL                |
| Fouls Suffered  | 6, 2 times, last: Sept. 7, 2001, MET vs. NE |




The first choice for local news,  
sports and information.  
Available in four choices.

Print | Web | iPad™ | iPhone™

Download our new iPad™ and iPhone™ apps at [dallasnews.com](http://dallasnews.com)

**The Dallas Morning News**  
[dallasnews.com](http://dallasnews.com)







## DEFENDER

6-0

154

DOB: March 5, 1992

Birth Place: Dallas, Texas

Hometown: Dallas, Texas

Citizenship: United States

Last Club: FC Dallas Academy

### Acquired

Signed with FC Dallas as a Home Grown Player on July 30, 2010.

### Professional

2010: Hernandez was not eligible to play in MLS matches during the 2010 season...Made his professional debut against 2010 UEFA Champions League winner, Inter Milan on Aug.5, 2010 at Pizza Hut Park. He played five minutes in the 2-2 draw.

### International


Hernandez is a member of the U.S. U-20 National Team Player Pool. He was most recently selected by head coach Thomas Rongen for the U-20 Men's National Team Camp in Ft. Lauderdale, Fla., from Jan. 2 to Jan. 13, 2011.

### Amateur

The defender played alongside fellow home-grown players Ruben Luna, Bryan Leyva, Victor Ulloa, Jonathan Top and Richard Sanchez on the U18 FC Dallas Academy, who competed in U.S. Soccer's Development Academy. Hernandez started a team-high 30 matches. He was named to the U.S. U18 Development Academy Starting XI this season.

### Personal

Moises' father Javier is from Guatemala... His mother Maria is from Edinburg Texas... Has two older sisters and one older brother... Is the youngest of four... Has two "ugly" dogs... Hobbies include playing FIFA and flying his remote control helicopter... His favorite club teams are FC Dallas and Municipal of Guatemala... His favorite player is Maicon of Brazil... His favorite vacation destination is South Padre Island... His nickname is Mo... Favorite movie is Next Friday.



# # 29

## Moises Hernandez





## DEFENDER

5-11

183

DOB: April 3, 1983

Birth Place: Enugu, Nigeria

Hometown: Enugu, Nigeria

Citizenship: United States

College: SMU

Last Club: Colorado Rapids

### Acquired

Signed with FC Dallas following a trade with Colorado on August 31, 2009.

### Professional

2010: Started 18 games for FC Dallas... Scored his only goal of the season against Houston on May 5... The goal was a game winner, securing FC Dallas' first-ever victory in Houston against the Dynamo... Picked up an assist on a George John goal in the 54th minute of FC Dallas' 3-0 win over the Los Angeles Galaxy in the Western Conference Final... 2009: Started 20 games for the Colorado Rapids and provided two assists before being traded to FC Dallas on Aug. 31... Made his FCD debut at right back on Sept. 5 versus D.C. United... Scored his first FCD goal in the regular season home finale on Oct. 17 versus his former club the Colorado Rapids, it was his second career goal... 2008: Ihemelu played a big part in the Rapids defense in 2008, starting 16 of the 18 matches that he appeared in and playing all 90 minutes in 15 of those 16 contests... Played in 1,493 minutes... His efforts led to the Rapids allowing a league-low 278 shots on goal all season... Appeared in one Rapids Reserve match... 2007: Appeared in 25 games... Played 2,018 minutes, tied for a team high among defenders... Scored his first career goal against Chivas USA on Oct. 14... 2006: Appeared in 25 games, making 23 starts with 2,031 minutes played for L.A.... Registered his first career MLS assist on 7/27 against the New England Revolution in a 1-1 tie at Gillette Stadium... 2005: Played in 25 games for the Galaxy as a rookie - 23 of them starts - and logged 2,031 minutes while recording one assist... A contender for Rookie of the Year honors.

### International

2010: Following Dallas' run to MLS Cup in 2010, Alexander, Shea, Loyd and Ihemelu made FC Dallas one of the most-represented MLS teams at the January U.S. National Team camp. Ihemelu was sent home prior to the Jan. 22 match against Chile due to a groin injury. 2009: Took part in the U.S. MNT training camp in January and February... Made his second appearance with the National Team Jan. 24 in the 3-2 U.S. win over Sweden when he replaced Michael Parkhurst in the U.S. lineup and played 14 minutes... 2006: Participated in a U.S. men's national team camp in January at The Home Depot Center and earned his first career cap as a substitute in a 5-0 whitewashing of Norway on Jan. 29, 2006... was invited to a U.S. Under-20 national team training camp after a solid freshman year at SMU.

### College

2004: A first-team All-Missouri Valley Conference selection after making 14 starts for the Mustangs... 2003: A first team all conference pick that scored three goals and contributed one assist in 22 games... 2002: A second team All-MVC choice... 2001: One of three players to start all 21 games the Mustangs played, recording two assists.

### Personal

Full name is Ugochukwu Ihemelu... Fourth of five children... Both parents grew up in Nigeria... Family later moved to Winnipeg, Canada and then to Texas... Grew up competing in soccer, football, basketball and track... Double major in general business and psychology.

# # 3

# Ugo Ihemelu



### MLS Career Regular Season Stats

| YEAR | TEAM        | GP  | GS  | MIN   | G | A | SHT | SOG | FC  | FS  | OFF | CK | C  | E |
|------|-------------|-----|-----|-------|---|---|-----|-----|-----|-----|-----|----|----|---|
| 2005 | Los Angeles | 25  | 23  | 2031  | 0 | 1 | 1   | 0   | 39  | 32  | 1   | 0  | 4  | 1 |
| 2006 | Los Angeles | 29  | 29  | 2610  | 0 | 0 | 0   | 0   | 64  | 52  | 0   | 0  | 8  | 0 |
| 2007 | Colorado    | 25  | 23  | 2018  | 1 | 0 | 7   | 4   | 40  | 34  | 0   | 0  | 4  | 2 |
| 2008 | Colorado    | 18  | 16  | 1493  | 0 | 0 | 2   | 0   | 28  | 18  | 0   | 0  | 3  | 0 |
| 2009 | Colorado    | 20  | 19  | 1723  | 0 | 2 | 8   | 2   | 29  | 22  | 0   | 0  | 6  | 1 |
|      | FC Dallas   | 8   | 8   | 720   | 1 | 0 | 5   | 3   | 10  | 5   | 1   | 0  | 3  | 0 |
| 2010 | FC Dallas   | 19  | 18  | 1558  | 1 | 0 | 8   | 3   | 14  | 15  | 0   | 0  | 3  | 0 |
|      | Totals      | 144 | 136 | 12153 | 3 | 3 | 31  | 12  | 224 | 178 | 2   | 0  | 31 | 4 |

### MLS Career Postseason Stats

| YEAR | POSTSEASON  | GP | GS | MIN | G | A | SHT | SOG | FC | FS | OFF | CK | C | E |
|------|-------------|----|----|-----|---|---|-----|-----|----|----|-----|----|---|---|
| 2005 | Los Angeles | 4  | 4  | 390 | 0 | 0 | 0   | 0   | 13 | 5  | 0   | 0  | 1 | 0 |
| 2010 | FC Dallas   | 4  | 4  | 390 | 0 | 1 | 2   | 0   | 1  | 1  | 0   | 0  | 0 | 0 |
|      | Totals      | 8  | 8  | 780 | 0 | 1 | 2   | 0   | 14 | 6  | 0   | 0  | 1 | 0 |

### MLS Regular Season Stats Versus Opponents

| OPPONENT       | GP | GS | MIN  | G | A | SHT | SOG | FC | FS | OFF | CK | C | E |
|----------------|----|----|------|---|---|-----|-----|----|----|-----|----|---|---|
| Chicago        | 9  | 6  | 613  | 0 | 0 | 0   | 0   | 8  | 7  | 0   | 0  | 1 | 0 |
| Chivas USA     | 13 | 13 | 1170 | 1 | 0 | 4   | 2   | 13 | 21 | 0   | 0  | 2 | 0 |
| Columbus       | 9  | 9  | 801  | 0 | 0 | 3   | 1   | 21 | 12 | 0   | 0  | 2 | 1 |
| Colorado       | 9  | 9  | 765  | 1 | 0 | 1   | 1   | 11 | 11 | 0   | 0  | 0 | 0 |
| FC Dallas      | 14 | 14 | 1260 | 0 | 0 | 4   | 1   | 21 | 29 | 1   | 0  | 2 | 1 |
| D.C. United    | 9  | 8  | 749  | 0 | 0 | 4   | 1   | 13 | 15 | 0   | 0  | 3 | 0 |
| Houston        | 12 | 11 | 1009 | 1 | 0 | 2   | 1   | 24 | 20 | 0   | 0  | 2 | 1 |
| Kansas City    | 8  | 7  | 661  | 0 | 0 | 1   | 1   | 12 | 3  | 0   | 0  | 1 | 0 |
| Los Angeles    | 10 | 9  | 792  | 0 | 1 | 3   | 2   | 12 | 13 | 1   | 0  | 3 | 0 |
| New England    | 8  | 8  | 720  | 0 | 1 | 1   | 1   | 14 | 15 | 0   | 0  | 1 | 0 |
| New York       | 10 | 9  | 823  | 0 | 1 | 1   | 0   | 16 | 7  | 0   | 0  | 1 | 0 |
| Philadelphia   | 2  | 2  | 110  | 0 | 0 | 0   | 0   | 2  | 1  | 0   | 0  | 0 | 0 |
| Real Salt Lake | 17 | 17 | 1473 | 0 | 0 | 3   | 0   | 29 | 12 | 0   | 0  | 8 | 0 |
| Seattle        | 5  | 5  | 424  | 0 | 0 | 1   | 1   | 12 | 6  | 0   | 0  | 3 | 0 |
| San Jose       | 6  | 6  | 513  | 0 | 0 | 3   | 0   | 11 | 6  | 0   | 0  | 2 | 1 |
| Toronto FC     | 3  | 3  | 270  | 0 | 0 | 0   | 0   | 5  | 0  | 0   | 0  | 0 | 0 |

### MLS Regular Season Stats by Month

| MONTH     | GP | GS | MIN  | G | A | SHT | SOG | FC | FS | OFF | CK | C | E |
|-----------|----|----|------|---|---|-----|-----|----|----|-----|----|---|---|
| March     | 2  | 2  | 180  | 0 | 0 | 1   | 1   | 1  | 1  | 0   | 0  | 0 | 0 |
| April     | 19 | 19 | 1710 | 0 | 1 | 1   | 0   | 24 | 36 | 0   | 0  | 1 | 0 |
| May       | 26 | 24 | 2158 | 1 | 0 | 3   | 2   | 45 | 32 | 0   | 0  | 8 | 1 |
| June      | 25 | 25 | 2195 | 0 | 0 | 7   | 0   | 35 | 34 | 0   | 0  | 6 | 1 |
| July      | 25 | 25 | 2250 | 0 | 2 | 6   | 2   | 44 | 25 | 0   | 0  | 6 | 0 |
| August    | 14 | 12 | 1032 | 0 | 0 | 1   | 1   | 28 | 16 | 0   | 0  | 3 | 2 |
| September | 18 | 16 | 1468 | 0 | 0 | 7   | 4   | 25 | 21 | 1   | 0  | 3 | 0 |
| October   | 15 | 13 | 1160 | 2 | 0 | 5   | 2   | 22 | 13 | 1   | 0  | 4 | 0 |

### Regular-Season Game Highs

Goals 1, 3 times, last: May 5, 2010, DAL at HOU  
Assists 1, 3 times, last: July 25, 2009, COL vs. NY  
Shots on Goal 1, 12 times, last: July 11, 2010, DAL at SEA  
Shots 3, Sept. 5, 2009, DAL vs. DC  
Fouls Committed 6, 2 times, last: Sept. 2, 2007, COL at CLB  
Fouls Suffered 5, Sept. 29, 2007, COL at NE







## DEFENDER

6-3

203

DOB: March 20, 1987

Birth Place: Shoreline, WA

Hometown: Shoreline, WA

Citizenship: United States

College: Washington

### Acquired

2009 MLS SuperDraft – First Round (14th Overall).

### Professional

2010: Logged the fifth-most minutes of any FC Dallas player (2,138MP)... Started 25 of 30 regular season games... Scored his only goal of the season against the LA Galaxy in the Western Conference Final on November 14... Helped Dallas' record a franchise-best goals against average of 0.93... 2009: Made his professional debut when he started his first career MLS match as a central defender on April 19 versus Toronto FC, a 3-2 win...Suffered a left hamstring injury in the 8th minute in the U.S. Open Cup play-in match versus D.C. United on April 22, would miss the next two regular season games...Started 15 of the 30 regular season games and appeared in 16 matches in his rookie season....Suffered a right hamstring injury on May 16 forcing him to miss the next six games, returned to the playing field as substitute on July 4.

### College

Four-year letterwinner, three-year starter, and two-year co-captain at the University of Washington...played the majority of his career as a defensive midfielder...led the Huskies to back-to-back trips to the second round of the NCAA Tournament in 2006 and 2007...three-time NSCAA/adidas All-Far West Region selection (first-team in 2008; second-team in 2007 and 2006)...two-time first-team All-Pac-10 (2007, 2008)...All-Pac-10 second-team honoree in 2006...two-time first-team NSCAA Scholar All-American (2007, 2008)...2008 Pac-10 Men's Soccer Scholar Athlete of the Year...three-time Pac-10 All-Academic selection (first-team in 2008 and 2006; second-team in 2007)... four of his nine career goals were game-winners.

### Personal

Parents are John and Emilie...mother is a teacher and father is a lawyer...has a brother, Anthony, and a sister, Angelea... was a business administration major at the University of Washington... Is an avid Greek dancer... Won the 2010 AHEPA Harrg Agganis Award.



### MLS Career Regular Season Stats

| YEAR | TEAM      | GP | GS | MIN  | G | A | SHT | SOG | FC | FS | OFF | CK | C | E |
|------|-----------|----|----|------|---|---|-----|-----|----|----|-----|----|---|---|
| 2009 | FC Dallas | 16 | 15 | 1162 | 1 | 0 | 4   | 2   | 12 | 7  | 0   | 0  | 2 | 0 |
| 2010 | FC Dallas | 25 | 25 | 2138 | 0 | 0 | 4   | 1   | 21 | 10 | 1   | 0  | 3 | 0 |
|      | Totals    | 41 | 40 | 3300 | 1 | 0 | 8   | 3   | 33 | 17 | 1   | 0  | 5 | 0 |

### MLS Career Postseason Stats

| YEAR | POSTSEASON | GP | GS | MIN | G | A | SHT | SOG | FC | FS | OFF | CK | C | E |
|------|------------|----|----|-----|---|---|-----|-----|----|----|-----|----|---|---|
| 2010 | FC Dallas  | 3  | 3  | 300 | 1 | 0 | 2   | 2   | 2  | 2  | 0   | 0  | 0 | 0 |

### MLS Regular Season Stats Versus Opponents



| OPPONENT       | GP | GS | MIN | G | A | SHT | SOG | FC | FS | OFF | CK | C | E |
|----------------|----|----|-----|---|---|-----|-----|----|----|-----|----|---|---|
| Chicago        | 1  | 1  | 90  | 0 | 0 | 0   | 0   | 0  | 0  | 0   | 0  | 0 | 0 |
| Chivas USA     | 2  | 2  | 180 | 0 | 0 | 0   | 0   | 0  | 0  | 0   | 0  | 0 | 0 |
| Columbus       | 2  | 2  | 180 | 0 | 0 | 1   | 1   | 3  | 1  | 0   | 0  | 0 | 0 |
| Colorado       | 4  | 4  | 293 | 1 | 0 | 1   | 1   | 1  | 2  | 0   | 0  | 1 | 0 |
| D.C. United    | 3  | 3  | 256 | 0 | 0 | 0   | 0   | 4  | 0  | 0   | 0  | 0 | 0 |
| Houston        | 3  | 3  | 270 | 0 | 0 | 0   | 0   | 4  | 1  | 0   | 0  | 0 | 0 |
| Kansas City    | 2  | 2  | 180 | 0 | 0 | 0   | 0   | 1  | 1  | 0   | 0  | 0 | 0 |
| Los Angeles    | 3  | 3  | 269 | 0 | 0 | 2   | 1   | 3  | 1  | 0   | 0  | 0 | 0 |
| New England    | 3  | 3  | 270 | 0 | 0 | 0   | 0   | 2  | 3  | 0   | 0  | 2 | 0 |
| New York       | 2  | 1  | 96  | 0 | 0 | 0   | 0   | 2  | 0  | 0   | 0  | 0 | 0 |
| Philadelphia   | 2  | 2  | 180 | 0 | 0 | 1   | 0   | 4  | 1  | 0   | 0  | 0 | 0 |
| Real Salt Lake | 4  | 4  | 315 | 0 | 0 | 0   | 0   | 1  | 2  | 1   | 0  | 0 | 0 |
| Seattle        | 4  | 4  | 248 | 0 | 0 | 1   | 0   | 3  | 1  | 0   | 0  | 1 | 0 |
| San Jose       | 2  | 2  | 180 | 0 | 0 | 0   | 0   | 2  | 1  | 0   | 0  | 1 | 0 |
| Toronto FC     | 4  | 4  | 293 | 0 | 0 | 2   | 0   | 3  | 3  | 0   | 0  | 0 | 0 |

### MLS Regular Season Stats by Month

| MONTH     | GP | GS | MIN | G | A | SHT | SOG | FC | FS | OFF | CK | C | E |
|-----------|----|----|-----|---|---|-----|-----|----|----|-----|----|---|---|
| March     | 1  | 1  | 90  | 0 | 0 | 0   | 0   | 3  | 0  | 0   | 0  | 0 | 0 |
| April     | 6  | 6  | 540 | 0 | 0 | 2   | 1   | 8  | 3  | 0   | 0  | 2 | 0 |
| May       | 8  | 8  | 658 | 0 | 0 | 3   | 0   | 4  | 1  | 0   | 0  | 1 | 0 |
| June      | 2  | 2  | 180 | 0 | 0 | 0   | 0   | 1  | 0  | 0   | 0  | 1 | 0 |
| July      | 8  | 7  | 538 | 0 | 0 | 1   | 0   | 4  | 1  | 0   | 0  | 0 | 0 |
| August    | 4  | 4  | 360 | 0 | 0 | 0   | 0   | 2  | 2  | 0   | 0  | 0 | 0 |
| September | 6  | 6  | 489 | 0 | 0 | 1   | 1   | 8  | 4  | 0   | 0  | 0 | 0 |
| October   | 6  | 6  | 445 | 1 | 0 | 1   | 1   | 3  | 6  | 1   | 0  | 1 | 0 |

### MLS Regular-Season Game Highs

|                 |  |
|-----------------|--|
| Goals           | 1, Oct. 17, 2009, DAL vs. COL                |
| Assists         | 0  |
| Shots on Goal   | 1, 3 times, last: Apr. 10, 2010, DAL vs. CLB |
| Shots           | 1, 8 times, last: July 24, 2010, DAL at TOR  |
| Fouls Committed | 3, 3 times, last: Apr. 10, 2010, DAL vs. CLB |
| Fouls Suffered  | 2, 2 times, last: Oct. 16, 2010, DAL at RSL  |



# # 14

## George John





## GOALKEEPER

6-0

165

DOB: November 19, 1990

Birth Place: Lansing, MI

Hometown: Lansing, MI

Citizenship: United States

Last Club: Chicago Magic

### Acquired


2010 MLS SuperDraft – 3rd Round (44th Overall).

### Professional

2010: While on loan with U.S. Soccer Division II club FC Tampa Bay, Lambo started six games (at Carolina, at Austin: 5/19, vs. Vancouver, at Rochester, vs. Austin: 9/16 and at Montreal)... He posted a victory against the eventual league champions at Carolina (5/14) and helped FC Tampa Bay secure three ties (at Austin: 5/19, vs. Vancouver: 8/19 and vs. Austin: 9/16)... His only loss of the season came against the MLS-bound Montreal Impact on 9/19... 2009: Served as the backup goalkeeper during the regular season 15 times... Started in goal in the international friendly match versus Costa Rica's Club Sport Herediano on June 10... Traveled to South Africa in December with Bruno Guarda, Eric Avila, Peri Marosevic and Brek Shea... 2008: Twice served as the backup goalkeeper during the regular season, including the opener versus Chivas USA on March 30... Started three Reserve Division games in seven total appearances... Suffered a concussion and broken jaw in a collision with a Chivas player just seven minutes into Reserve game on March 30, forcing him to miss the next 11 games... Returned to the lineup on July 19 as the backup to Ray Burse against Colorado... 2009: Named to U.S. U-20 roster for the 2009 CONCACAF Under-20 Championship in Trinidad and Tobago from March 6 – 16... Named to the U.S. U-20 roster for the 2009 Under-20 World Cup in Egypt Sept. 26 – Oct. 2... Was on the 20-man day of game roster for all three group matches of the World Cup... 2008: Was in the net for three of five games with the U-20's at Copa Chivas in Guadalajara, Mexico, against professional squads from Club America, Tecos, and Locomotiv... Traveled to Guadalajara with the U-20's for the Copa Chivas in January... Participated in the Milk Cup in Northern Ireland with the U.S. U-20's from July 24 – Aug. 1... Was a member of the U-20 team that traveled to Spain for friendlies in November... 2007: Represented the U.S. in the 2007 FIFA U-17 World Cup along with current FCD teammate Brek Shea... played 90 minutes and recorded a 2-0 shutout victory over Belgium to send the U.S. to the Round of 16... Also played the full 90 in 2-1 loss to Germany in the Round of 16... was recognized as Man of the Match in both games... 2006: Started and played 90 minutes of a 2-0 win over Northern Ireland on 4/26, helping the U.S. U-17's advance to the final of the Ballymena International Tournament... 2005: Began U.S. U-17 Residency Program in Bradenton, FL... made first start in U.S. uniform with the U-17's in England in 2005, earning the 1-0 shutout versus a team that included Theo Walcott, now of Arsenal.

### Personal

Born in Michigan, but family moved to Chicago when he was one... played club soccer for Chicago Magic, same club as Chivas USA keeper Brad Guzan... moved to Wisconsin in the summer of 2005, where he attended Middleton High School for less than two months before joining the U.S. Residency Program in Bradenton... trained with Everton FC during the team's preseason camp held at Pizza Hut Park in July 2006... the trial was set up by U.S. U-17 goalkeeper coach Tim Mulqueen, who had coached Everton's American keeper Tim Howard from a young age... went to train with Everton in England in the fall of 2006 and 2007... has two older brothers Nathan and Zach... son of Mark and Irene... picked up playing the guitar while at Residency... favorite band is Dave Matthews, also listens to classical rock... family is into "Numerology", and his life path number is 4, which his jersey number adds up to... very strong religious faith... includes "1:9" in his signature, as a reference to his favorite Biblical verse.



# # 22

## Josh Lambo





## MIDFIELDER

5-5

149

DOB: February 9, 1992

Birth Place: Chihuahua, Mexico

Hometown: Chihuahua, Mexico

Citizenship: Mexican

Last Club: FC Dallas Academy

### Acquired

Signed on September 16, 2009 as the first Home Grown Player in FC Dallas' history.

### Professional

2010: Leyva made his professional debut on May 20, 2010. He played 13 minutes in a 1-0 loss to the Los Angeles Galaxy at Pizza Hut Park... 2009: Became the first player in FC Dallas history to earn a professional contract through the club's youth development system.

### International

2009: Named to Mexico's U-17 roster for the FIFA U-17 World Cup in Nigeria from Oct. 24 – 30...Played in the World Cup match versus Sweden and Korea Republic.

### Personal

Parents names are Nancy Gonzalez and Jose Leyva... Has one brother Kevin Leyva... Favorite movie is "Scarface"... Loves to play FIFA



### MLS Career Regular Season Stats

| YEAR | TEAM      | GP | GS | MIN | G | A | SHT | SOG | FC | FS | OFF | CK | C | E |
|------|-----------|----|----|-----|---|---|-----|-----|----|----|-----|----|---|---|
| 2010 | FC Dallas | 1  | 0  | 13  | 0 | 0 | 0   | 0   | 0  | 0  | 0   | 0  | 0 | 0 |

### MLS Regular Season Stats Versus Opponents



| OPPONENT    | GP | GS | MIN | G | A | SHT | SOG | FC | FS | OFF | CK | C | E |
|-------------|----|----|-----|---|---|-----|-----|----|----|-----|----|---|---|
| Los Angeles | 1  | 0  | 13  | 0 | 0 | 0   | 0   | 0  | 0  | 0   | 0  | 0 | 0 |

### MLS Regular Season Stats by Month

| MONTH | GP | GS | MIN | G | A | SHT | SOG | FC | FS | OFF | CK | C | E |
|-------|----|----|-----|---|---|-----|-----|----|----|-----|----|---|---|
| May   | 1  | 0  | 13  | 0 | 0 | 0   | 0   | 0  | 0  | 0   | 0  | 0 | 0 |

### Regular-Season Game Highs

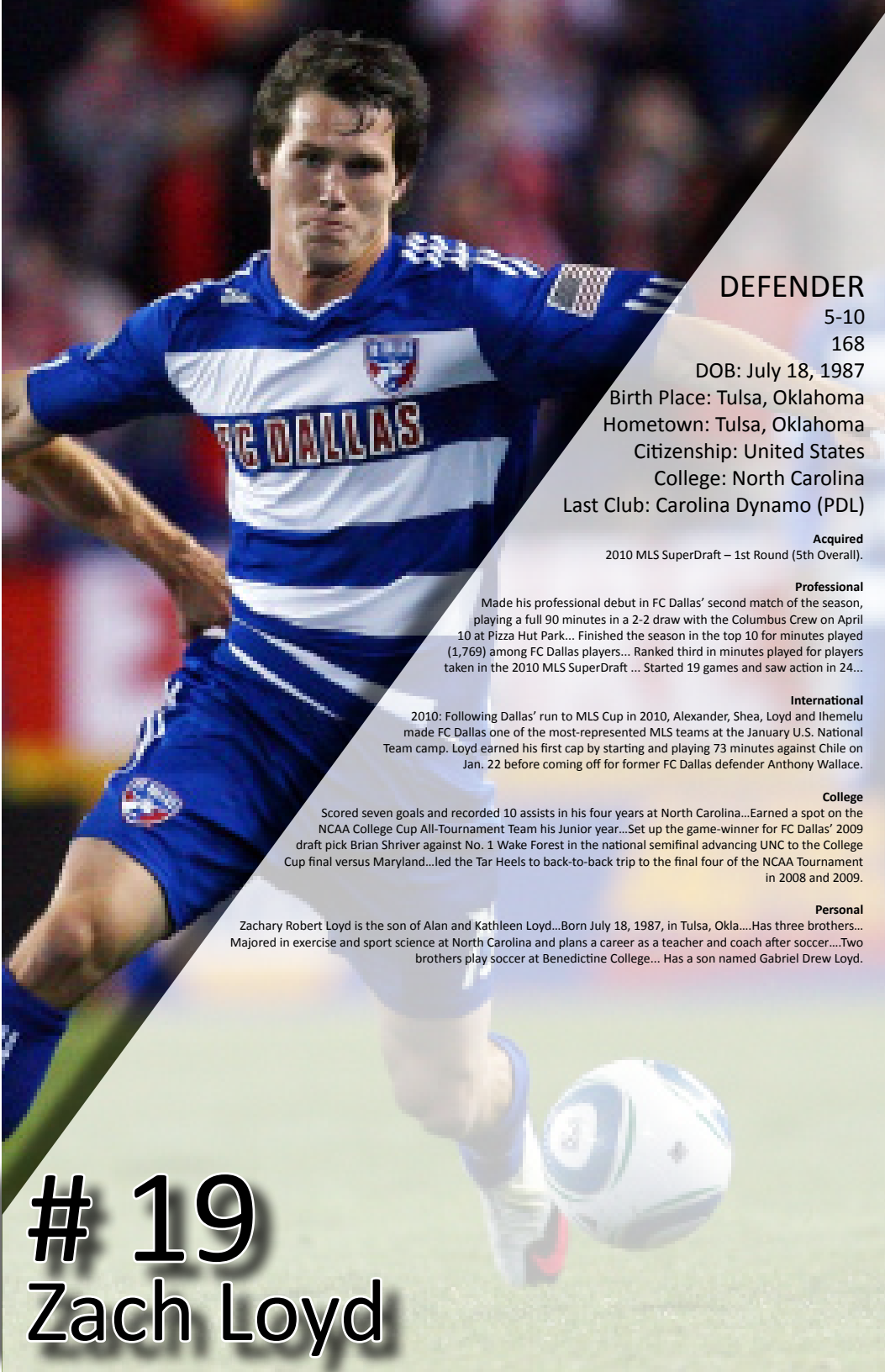
|                 |   |
|-----------------|---|
| Goals           | 0 |
| Assists         | 0 |
| Shots on Goal   | 0 |
| Shots           | 0 |
| Fouls Committed | 0 |
| Fouls Suffered  | 0 |



# # 21

## Bryan Leyva





## DEFENDER

5-10

168

DOB: July 18, 1987

Birth Place: Tulsa, Oklahoma

Hometown: Tulsa, Oklahoma

Citizenship: United States

College: North Carolina

Last Club: Carolina Dynamo (PDL)

### Acquired

2010 MLS SuperDraft – 1st Round (5th Overall).

### Professional

Made his professional debut in FC Dallas' second match of the season, playing a full 90 minutes in a 2-2 draw with the Columbus Crew on April 10 at Pizza Hut Park... Finished the season in the top 10 for minutes played (1,769) among FC Dallas players... Ranked third in minutes played for players taken in the 2010 MLS SuperDraft ... Started 19 games and saw action in 24...

### International

2010: Following Dallas' run to MLS Cup in 2010, Alexander, Shea, Loyd and Ihemelu made FC Dallas one of the most-represented MLS teams at the January U.S. National Team camp. Loyd earned his first cap by starting and playing 73 minutes against Chile on Jan. 22 before coming off for former FC Dallas defender Anthony Wallace.

### College

Scored seven goals and recorded 10 assists in his four years at North Carolina...Earned a spot on the NCAA College Cup All-Tournament Team his Junior year...Set up the game-winner for FC Dallas' 2009 draft pick Brian Shriver against No. 1 Wake Forest in the national semifinal advancing UNC to the College Cup final versus Maryland...led the Tar Heels to back-to-back trip to the final four of the NCAA Tournament in 2008 and 2009.

### Personal

Zachary Robert Loyd is the son of Alan and Kathleen Loyd...Born July 18, 1987, in Tulsa, Okla....Has three brothers... Majored in exercise and sport science at North Carolina and plans a career as a teacher and coach after soccer....Two brothers play soccer at Benedictine College... Has a son named Gabriel Drew Loyd.



### MLS Career Regular Season Stats

| YEAR | TEAM      | GP | GS | MIN  | G | A | SHT | SOG | FC | FS | OFF | CK | C | E |
|------|-----------|----|----|------|---|---|-----|-----|----|----|-----|----|---|---|
| 2010 | FC Dallas | 24 | 19 | 1769 | 0 | 0 | 1   | 0   | 19 | 11 | 0   | 0  | 2 | 0 |

### MLS Career Postseason Stats

| YEAR | POSTSEASON | GP | GS | MIN | G | A | SHT | SOG | FC | FS | OFF | CK | C | E |
|------|------------|----|----|-----|---|---|-----|-----|----|----|-----|----|---|---|
| 2010 | FC Dallas  | 4  | 1  | 221 | 0 | 0 | 0   | 0   | 4  | 2  | 0   | 0  | 2 | 0 |

### MLS Regular Season Stats Versus Opponents

| OPPONENT     | GP | GS | MIN | G | A | SHT | SOG | FC | FS | OFF | CK | C | E |
|--------------|----|----|-----|---|---|-----|-----|----|----|-----|----|---|---|
| Chicago      | 2  | 2  | 180 | 0 | 0 | 0   | 0   | 0  | 0  | 0   | 0  | 0 | 0 |
| Chivas USA   | 2  | 1  | 91  | 0 | 0 | 0   | 0   | 1  | 1  | 0   | 0  | 0 | 0 |
| Columbus     | 2  | 2  | 180 | 0 | 0 | 0   | 0   | 5  | 0  | 0   | 0  | 1 | 0 |
| Colorado     | 1  | 1  | 90  | 0 | 0 | 0   | 0   | 2  | 1  | 0   | 0  | 1 | 0 |
| D.C. United  | 2  | 2  | 180 | 0 | 0 | 0   | 0   | 0  | 1  | 0   | 0  | 0 | 0 |
| Houston      | 1  | 1  | 45  | 0 | 0 | 0   | 0   | 0  | 1  | 0   | 0  | 0 | 0 |
| Kansas City  | 2  | 1  | 104 | 0 | 0 | 0   | 0   | 2  | 0  | 0   | 0  | 0 | 0 |
| Los Angeles  | 2  | 2  | 167 | 0 | 0 | 1   | 0   | 3  | 2  | 0   | 0  | 0 | 0 |
| New England  | 1  | 1  | 90  | 0 | 0 | 0   | 0   | 1  | 0  | 0   | 0  | 0 | 0 |
| New York     | 2  | 2  | 180 | 0 | 0 | 0   | 0   | 0  | 1  | 0   | 0  | 0 | 0 |
| Philadelphia | 2  | 1  | 160 | 0 | 0 | 0   | 0   | 3  | 0  | 0   | 0  | 0 | 0 |
| Seattle      | 2  | 1  | 91  | 0 | 0 | 0   | 0   | 1  | 2  | 0   | 0  | 0 | 0 |
| San Jose     | 1  | 1  | 90  | 0 | 0 | 0   | 0   | 1  | 0  | 0   | 0  | 0 | 0 |
| Toronto FC   | 2  | 1  | 121 | 0 | 0 | 0   | 0   | 0  | 2  | 0   | 0  | 0 | 0 |

### MLS Regular Season Stats by Month

| MONTH     | GP | GS | MIN | G | A | SHT | SOG | FC | FS | OFF | CK | C | E |
|-----------|----|----|-----|---|---|-----|-----|----|----|-----|----|---|---|
| April     | 3  | 3  | 261 | 0 | 0 | 0   | 0   | 3  | 2  | 0   | 0  | 0 | 0 |
| May       | 5  | 5  | 392 | 0 | 0 | 0   | 0   | 2  | 3  | 0   | 0  | 0 | 0 |
| June      | 1  | 0  | 1   | 0 | 0 | 0   | 0   | 0  | 0  | 0   | 0  | 0 | 0 |
| July      | 3  | 0  | 55  | 0 | 0 | 0   | 0   | 1  | 2  | 0   | 0  | 0 | 0 |
| August    | 4  | 3  | 340 | 0 | 0 | 0   | 0   | 5  | 1  | 0   | 0  | 1 | 0 |
| September | 5  | 5  | 450 | 0 | 0 | 0   | 0   | 3  | 1  | 0   | 0  | 0 | 0 |
| October   | 3  | 3  | 270 | 0 | 0 | 1   | 0   | 5  | 2  | 0   | 0  | 1 | 0 |

### Regular-Season Game Highs

Goals 0

Assists 0

Shots on Goal 0

Shots 1, Oct. 24, 2010, DAL at LA

Fouls Committed 3, 2 times, last: Oct. 24, 2010, DAL at LA

Fouls Suffered 1, 11 times, last: Oct. 24, 2010, DAL at LA







## FORWARD

5-11

185

DOB: February 10, 1992

Birth Place: Ciudad Victoria, MEX

Hometown: Garland, Texas

Citizenship: Mexican

Last Club: FC Dallas Academy

### Acquired

Signed with FC Dallas as a Home Grown Player on July 30, 2010.

### Professional

2010: After signing with FC Dallas midseason, Luna made his professional debut on Sept. 4 against Toronto. Luna saw eight minutes of action in his debut and seemingly scored his first goal before an offside call nullified the score... Scored a goal in FC Dallas' Reserves 2-0 win against the Colorado Rapids' Reserves on Oct. 10... Appeared in three more MLS regular season matches totaling 48 minutes... Was in the top 18 for all four of FC Dallas' postseason matches... Made his MLS playoff debut when he came on for Jeff Cunningham in the 77th minute of the Western Conference Semifinal in Salt Lake...

### Youth

Scored a team-high 26 goals in 29 appearances for the U18 FC Dallas Juniors... Was named to the U.S. U18 Development Academy Starting XI... 2009: Was named U.S. Development Academy Player of the Year for the U16 age group....Led the league in scoring with 38 goals in 27 games.

### Personal

Grew up a fan of Manchester United since his mother bought him a Man U scarf at an early age, well before he knew that Manchester United was a soccer team... His family calls him "Abimelec," his middle name... Parents names are Norma and Ruben Luna Sr... He has two sisters Priscilla and Cynthia, both attend the University of North Texas... His all-time favorite player is Rudd Van Nistelrooy... Attended North Mesquite High School from 2007 to 2010... Is a Christian... the youngest of three... Like oldies music and les miserables.



### MLS Career Regular Season Stats

| YEAR | TEAM      | GP | GS | MIN | G | A | SHT | SOG | FC | FS | OFF | CK | C | E |
|------|-----------|----|----|-----|---|---|-----|-----|----|----|-----|----|---|---|
| 2010 | FC Dallas | 4  | 0  | 48  | 0 | 0 | 2   | 0   | 4  | 1  | 0   | 0  | 0 | 0 |

### MLS Career Postseason Stats

| YEAR | POSTSEASON | GP | GS | MIN | G | A | SHT | SOG | FC | FS | OFF | CK | C | E |
|------|------------|----|----|-----|---|---|-----|-----|----|----|-----|----|---|---|
| 2010 | FC Dallas  | 1  | 0  | 13  | 0 | 0 | 1   | 1   | 0  | 1  | 0   | 0  | 0 | 0 |

### MLS Regular Season Stats Versus Opponents



| OPPONENT       | GP | GS | MIN | G | A | SHT | SOG | FC | FS | OFF | CK | C | E |
|----------------|----|----|-----|---|---|-----|-----|----|----|-----|----|---|---|
| New England    | 1  | 0  | 26  | 0 | 0 | 1   | 0   | 1  | 0  | 0   | 0  | 0 | 0 |
| Real Salt Lake | 1  | 0  | 7   | 0 | 0 | 0   | 0   | 0  | 0  | 0   | 0  | 0 | 0 |
| San Jose       | 1  | 0  | 7   | 0 | 0 | 0   | 0   | 1  | 0  | 0   | 0  | 0 | 0 |
| Toronto FC     | 1  | 0  | 8   | 0 | 0 | 1   | 0   | 2  | 1  | 0   | 0  | 0 | 0 |

### MLS Regular Season Stats by Month

| MONTH     | GP | GS | MIN | G | A | SHT | SOG | FC | FS | OFF | CK | C | E |
|-----------|----|----|-----|---|---|-----|-----|----|----|-----|----|---|---|
| September | 3  | 0  | 41  | 0 | 0 | 2   | 0   | 4  | 1  | 0   | 0  | 0 | 0 |
| October   | 1  | 0  | 7   | 0 | 0 | 0   | 0   | 0  | 0  | 0   | 0  | 0 | 0 |

### Regular-Season Game Highs

|                 |  |
|-----------------|--|
| Goals           | 0  |
| Assists         | 0  |
| Shots on Goal   | 0  |
| Shots           | 1, 2 times, last: Sept. 22, 2010, DAL vs. NE |
| Fouls Committed | 2, Sept. 4, 2010, DAL vs. TOR                |
| Fouls Suffered  | 1, Sept. 4, 2010, DAL vs. TOR                |



# # 34

# Ruben Luna





FORWARD

5-8

162

DOB: May 5, 1989

Birth Place: Brlko, Bosnia

Hometown: Brlko, Bosnia

Citizenship: United States/Bosnia

College: Michigan

Last Club: Chicago Fire (PDL)

Acquired

2009 MLS SuperDraft – 1st Round (5th Overall).

Professional

2010: Did not see time for FC Dallas during the 2010 regular season... Played 26 minutes in a 2-1 loss to the West Texas United Sockers on June 9... Played the full 90 minutes in a 2-0 win over the Colorado Rapids Reserves on October 10... Played 36 minutes with the Generation adidas team in a 2-1 win over Real Madrid Castilla on Dec. 2... Saw 51 minutes of action and scored a game-winning goal for Generation adidas in a 1-0 win over Rayo Vallecano on Dec. 8... Played 58 minutes with Generation adidas in a 4-1 win over Atletico Madrid Reserves on December 9... 2009: Made his professional and MLS debut on March 29 versus Chivas USA when he subbed in for Jeff Cunningham in the 80th minute... As a rookie, was on the 18-man day of the game roster 15 times... Started and played the full 90 minutes in the international friendly versus Costa Rica's Club Sport Herediano on June 10... Also provided the assist on guest player Alex Fichera's goal in the 2-0 shutout...In Dec., traveled to South Africa with Bruno Guardia, Eric Avila, Brek Shea, Peri Marosevic and Josh Lambo along with other Generation adidas players for friendlies.

College

Scored 24 goals and seven assists in three years at Michigan...CoSida Academic All-District First Team (2007) ... Academic All-Big Ten (2007) ... two-time All-Big Ten Second Team (2006-07) ... two-time UM Athletic Academic Achievement award (2006-07) ... College Soccer News All-Freshman third team (2006) ...Big Ten All-Freshman team (2006) ... Big Ten co-offensive Player of the Week (9/25/06) ... first freshman to lead U-M in goals (5) and points (12) in program history ... highest single-season shot total (66, 2006) in program history.

International

2009: Named to U.S. U-20 roster for 2009 CONCACAF Under-20 Championship in Trinidad and Tobago from March 6 – 16... Played in four of the five games in the CONCACAF Championship...Scored a goal in the opening game of the tournament versus Jamaica on March 6...Helped the U.S. U-20 team earn a World Cup berth...Called up for the Under-20 World Cup in Egypt Sept. 26 – Oct. 2...Was on the 20-man day of game roster for the opening match versus Germany on Sept. 26 and against Cameroon on Sept 29...Entered in the second half of the match versus Korea Republic on Oct. 2 before being eliminated from the tournament. 2008: Named to the U.S. U-20 roster for the 2008 Milk Cup in Northern Ireland from July 29 – August 1...Played in all three games and scored two goals for the U.S. to help them to a third place finish in the tournament. 2007: Called to the U.S. U-18 roster for the Copa Chivas tournament in Guadalajara, Mexico...Played all six games for the U.S. in the tournament...Named to the U.S. U-18 roster for the Lisbon International Tournament in Portugal from May 30 – June 2...Started all three games in the tournament and scored three goals helping the team to a third place finish in the tournament...Named to the U.S. U-18 roster for the Pan-American games in Brazil from July 31 – 26 and played all three games for the U.S....Named to the U.S. U-18 roster for the SBS Cup in Japan and started all three games.

Personal

Prior to joining FC Dallas, he attended the University of Michigan for two and a half years...At Michigan, was enrolled in the Division of Kinesiology, majoring in sport management...Parents are Anto and Gosa... Has an older sister named Ivana...Hobbies include playing FIFA, Rainbow Six, and watching movies...Some of his favorite TV shows are Family Guy, Friends, Entourage, The Fresh Prince of Bel Air, and The Office...Favorite movies include Bloodsport, Hitch and Wedding Crashers...Moved to Frankfurt, Germany when he was two years old....Moved to Rockford, IL when he was eight...Attended the residency program in Bradenton, FL with the U-17 team...His favorite food is anything that his mother makes.

# 17  
Peri Marosevic



MLS Career Regular Season Stats

| YEAR | TEAM      | GP | GS | MIN | G | A | SHT | SOG | FC | FS | OFF | CK | C | E |
|------|-----------|----|----|-----|---|---|-----|-----|----|----|-----|----|---|---|
| 2009 | FC Dallas | 4  | 0  | 47  | 0 | 0 | 1   | 0   | 1  | 1  | 0   | 0  | 0 | 0 |

MLS Regular Season Stats Versus Opponents

| OPPONENT    | GP | GS | MIN | G | A | SHT | SOG | FC | FS | OFF | CK | C | E |
|-------------|----|----|-----|---|---|-----|-----|----|----|-----|----|---|---|
| Chivas USA  | 1  | 0  | 10  | 0 | 0 | 0   | 0   | 0  | 1  | 0   | 0  | 0 | 0 |
| Columbus    | 1  | 0  | 16  | 0 | 0 | 0   | 0   | 0  | 0  | 0   | 0  | 0 | 0 |
| D.C. United | 1  | 0  | 15  | 0 | 0 | 1   | 0   | 1  | 0  | 0   | 0  | 0 | 0 |
| Houston     | 1  | 0  | 6   | 0 | 0 | 0   | 0   | 0  | 0  | 0   | 0  | 0 | 0 |

MLS Regular Season Stats by Month

| MONTH  | GP | GS | MIN | G | A | SHT | SOG | FC | FS | OFF | CK | C | E |
|--------|----|----|-----|---|---|-----|-----|----|----|-----|----|---|---|
| March  | 1  | 0  | 10  | 0 | 0 | 0   | 0   | 0  | 1  | 0   | 0  | 0 | 0 |
| May    | 2  | 0  | 21  | 0 | 0 | 1   | 0   | 1  | 0  | 0   | 0  | 0 | 0 |
| August | 1  | 0  | 16  | 0 | 0 | 0   | 0   | 0  | 0  | 0   | 0  | 0 | 0 |

Regular-Season Game Highs

|                 |                               |
|-----------------|-------------------------------|
| Goals           | 0                             |
| Assists         | 0                             |
| Shots on Goal   | 0                             |
| Shots           | 1, May 2, 2009, DAL at DC     |
| Fouls Committed | 1, May 2, 2009, DAL at DC     |
| Fouls Suffered  | 1, Mar. 29, 2009, DAL vs. CHV |







## FORWARD

5-11

167

DOB: April 28, 1976

Birth Place: Santiago De Cali, COL

Hometown: Santiago De Cali, COL

Citizenship: Colombian

Last Club: Real Cartagena (COLOMBIA)

### Acquired

Signed with FC Dallas on May 13, 2010.

### Professional

2010: Rodriguez joined FC Dallas midseason to provide additional scoring from the forward position... ended the year tied for the third-most goals scored (5)... Started and appeared in 13 games totaling 835 minutes...

Started FC Dallas' first playoff game against Real Salt Lake on Oct. 30 and played 32 minutes before coming off for Jeff Cunningham after suffering a right groin injury that sidelined him for the remainder of the postseason... Prior to joining FC Dallas in 2010, Rodriguez was the leading scorer for Real Cartagena (COLOMBIA), where he scored a league-best six goals and tallied one assist in 15 games, bringing his career total to 137 goals... The left-footed striker spent the bulk of his professional career with Deportivo Cali, appearing in 98 games and tallying 38 goals. Most recently, Rodriguez has played for clubs Millonarios, Deportes Tolima and Real Cartagena. He has three caps with the Colombian national team.

### Personal

Parents' names are Fabio Rodriguez and Elvira Suarez... Has two children and their names are Santiago and Valentina... Like to watch TV, play with his kids and listen to music... His favorite player is Gabriel Batistuta... He enjoys Dallas because it is a peaceful place....



### MLS Career Regular Season Stats

| YEAR | TEAM      | GP | GS | MIN | G | A | SHT | SOG | FC | FS | OFF | CK | C | E |
|------|-----------|----|----|-----|---|---|-----|-----|----|----|-----|----|---|---|
| 2010 | FC Dallas | 13 | 13 | 835 | 5 | 1 | 23  | 10  | 7  | 6  | 14  | 0  | 1 | 0 |

### MLS Career Postseason Stats

| YEAR | POSTSEASON | GP | GS | MIN | G | A | SHT | SOG | FC | FS | OFF | CK | C | E |
|------|------------|----|----|-----|---|---|-----|-----|----|----|-----|----|---|---|
| 2010 | FC Dallas  | 1  | 1  | 32  | 0 | 0 | 0   | 0   | 1  | 1  | 0   | 0  | 0 | 0 |

### MLS Regular Season Stats Versus Opponents

| OPPONENT       | GP | GS | MIN | G | A | SHT | SOG | FC | FS | OFF | CK | C | E |
|----------------|----|----|-----|---|---|-----|-----|----|----|-----|----|---|---|
| Chicago        | 1  | 1  | 57  | 1 | 0 | 1   | 1   | 1  | 1  | 1   | 0  | 0 | 0 |
| Chivas USA     | 1  | 1  | 58  | 0 | 0 | 2   | 1   | 2  | 0  | 3   | 0  | 0 | 0 |
| Columbus       | 1  | 1  | 61  | 0 | 0 | 1   | 0   | 2  | 0  | 2   | 0  | 0 | 0 |
| Colorado       | 2  | 2  | 137 | 1 | 0 | 7   | 2   | 0  | 1  | 2   | 0  | 0 | 0 |
| D.C. United    | 1  | 1  | 65  | 0 | 1 | 1   | 0   | 0  | 1  | 1   | 0  | 1 | 0 |
| Kansas City    | 1  | 1  | 45  | 1 | 0 | 1   | 1   | 0  | 0  | 1   | 0  | 0 | 0 |
| New England    | 1  | 1  | 61  | 0 | 0 | 1   | 0   | 0  | 0  | 0   | 0  | 0 | 0 |
| New York       | 1  | 1  | 75  | 1 | 0 | 2   | 1   | 0  | 0  | 0   | 0  | 0 | 0 |
| Philadelphia   | 1  | 1  | 77  | 0 | 0 | 2   | 2   | 0  | 0  | 0   | 0  | 0 | 0 |
| Real Salt Lake | 2  | 2  | 118 | 0 | 0 | 4   | 1   | 0  | 2  | 1   | 0  | 0 | 0 |
| Toronto FC     | 1  | 1  | 81  | 1 | 0 | 1   | 1   | 2  | 1  | 3   | 0  | 0 | 0 |

### MLS Regular Season Stats by Month

| MONTH     | GP | GS | MIN | G | A | SHT | SOG | FC | FS | OFF | CK | C | E |
|-----------|----|----|-----|---|---|-----|-----|----|----|-----|----|---|---|
| July      | 3  | 3  | 218 | 1 | 0 | 8   | 2   | 2  | 3  | 3   | 0  | 0 | 0 |
| August    | 4  | 4  | 261 | 0 | 1 | 6   | 3   | 4  | 1  | 6   | 0  | 1 | 0 |
| September | 3  | 3  | 181 | 2 | 0 | 4   | 2   | 0  | 0  | 1   | 0  | 0 | 0 |
| October   | 3  | 3  | 175 | 2 | 0 | 5   | 3   | 1  | 2  | 4   | 0  | 0 | 0 |

### Regular-Season Game Highs

|                 |   |
|-----------------|---|
| Goals           | 1, 5 times, last: Oct. 9, 2010, DAL vs. COL |
| Assists         | 1, Aug. 14, 2010, DAL at DC                 |
| Shots on Goal   | 2, 2 times, last: Oct. 9, 2010, DAL vs. COL |
| Shots           | 4, 2 times, last: Oct. 9, 2010, DAL vs. COL |
| Fouls Committed | 2, 3 times, last: Aug. 28, 2010, DAL at CLB |
| Fouls Suffered  | 1, 6 times, last: Oct. 16, 2010, DAL at RSL |



# # 7 Milton Rodriguez





## MIDFIELDER

6-4

188

DOB: February 28, 1990

Birth Place: College Station, Texas

Hometown: College Station, Texas

Citizenship: United States

Last Club: Houston Texans (Youth)

### Acquired

2008 MLS SuperDraft – 1st Round (2nd Overall).

### Professional

2010: Finished seventh on the team in minutes played (1,797)... Made a career-high 25 regular season appearances... Scored his first professional goal on May 15 against Philadelphia... Scored two goals in one game on June 5 vs. San Jose... Ended the season with five goals (tied for third-most on the team) and four assists... Had two assists in four playoff appearances... 2009: Made 19 regular season appearances... Earned his first professional start on May 23 versus LA... Recorded his first MLS assist on Kenny Cooper's game-tying goal versus the Earthquakes on June 7... Recorded two assists in a 6-0 win over Kansas City on Aug. 1 at Pizza Hut Park... Played in international friendly matches versus Club Sport Herediano and CSD Comunicaciones... Traveled to South Africa with Bruno Guarda, Eric Avila, Peri Marosevic and Josh Lambo during Generation adidas friendlies... Underwent successful knee surgery to repair a small tear in the meniscus of his right knee on Dec. 18... 2008: Made his professional debut at Chivas USA on April 20 as a substitute for Blake Wagner in the 86th minute... Appeared in five of FC Dallas' six international friendlies, including the full 90 at center back versus Club America on Sept. 7... Made eight Reserve Division starts at forward, left midfield and center back... Moved to center back under head coach Schellas Hyndman, where he played the full 90 against Club America on Sept. 7.

### International

2011: Following Dallas' run to MLS Cup in 2010, Alexander, Shea, Loyd and Ihemelu made FC Dallas one of the most-represented MLS teams at the January U.S. National Team camp. Shea started the Jan. 22 match against Chile. He played 60 minutes before coming off for Juan Agudelo of Red Bull New York... 2010: Made his first appearance with the full U.S. Men's National Team on Oct. 12 when he played the first half of a 0-0 draw with Colombia in Philadelphia... Was the first player born in the 1990s to make an appearance for the full U.S. National Team... 2009: Traveled to Trinidad in January with the U.S. U-20's in preparation of the 2009 U-20 World Cup... Named to U-20 roster for the 2009 CONCACAF U-20 Championship in Trinidad and Tobago from March 6-16... Named to the U.S. U-20 roster for the U-20 World Cup in Egypt Sept. 26-Oct. 2... Started and played the full 90 minutes in all three group matches... 2008: Was called into three different age categories of the U.S. National Team (Senior, U-20, U-23)... Called into the U.S. U-20 team in January for the Copa Chivas in Guadalajara, Mexico... Received his first ever call-up to the senior U.S. National Team for World Cup Qualifier at Barbados on June 22, but did not appear... Participated in the Milk Cup in Northern Ireland with the U.S. U-20 team from July 29-Aug. 1, scoring twice in three games... Called into represent the U.S. in a U-23 match in France for the Toulon Tournament... Played in all three games for the U.S. U-20 team in Portugal in the Campos Verde International Tournament from April 13-19. 2007: Was a member of the U.S. FIFA U-17 World Cup, playing against Tajikistan... Participated in camps with the U-20's prior to the FIFA U-20 World Cup... 2006: Made his U.S. debut with the U-17's versus Trinidad and Tobago U-23 in 2006... scored first international goal in a friendly versus Jamaica U-17s in 2006. ...Helped the U.S. U-17's advance to the final of the Ballymena Tournament.

### Personal

Played for Texans FC youth club... attended freshman year of high school at Bryan High School in Bryan/College Station before moving to U.S. Residency in Bradenton, Florida... Graduated in the top 10 of his class at Edison Academy... went to train with Bolton in England in Oct. 2007... Favorite TV show is Rob & Big on MTV and Law and Order SVU... favorite type of music is hip-hop and techno, with Lil' Wayne being his favorite artist... did not start playing video games until U-17 Residency Program but is now a big fan of "Assassin's Creed," "FIFA," "Halo" and "Call of Duty" on Xbox... Favorite movies are "300," "Troy" and "Superbad"... Is a talented artist... Favorite athlete is Lance Armstrong... Is the middle of five children, with two older brothers and two younger sisters... son of Charles and Kirsten.

# # 20 Brek Shea



### MLS Career Regular Season Stats

| YEAR | TEAM      | GP | GS | MIN  | G | A | SHT | SOG | FC | FS | OFF | CK | C | E |
|------|-----------|----|----|------|---|---|-----|-----|----|----|-----|----|---|---|
| 2008 | FC Dallas | 2  | 0  | 17   | 0 | 0 | 0   | 0   | 1  | 0  | 0   | 0  | 1 | 0 |
| 2009 | FC Dallas | 19 | 7  | 727  | 0 | 4 | 12  | 6   | 8  | 8  | 9   | 0  | 0 | 0 |
| 2010 | FC Dallas | 25 | 21 | 1797 | 5 | 4 | 39  | 19  | 18 | 13 | 10  | 2  | 2 | 1 |
|      | Totals    | 46 | 28 | 2541 | 5 | 8 | 51  | 25  | 27 | 21 | 19  | 2  | 3 | 1 |

### MLS Career Postseason Stats

| YEAR | POSTSEASON | GP | GS | MIN | G | A | SHT | SOG | FC | FS | OFF | CK | C | E |
|------|------------|----|----|-----|---|---|-----|-----|----|----|-----|----|---|---|
| 2010 | FC Dallas  | 4  | 3  | 265 | 0 | 2 | 1   | 1   | 2  | 3  | 1   | 0  | 0 | 0 |

### MLS Regular Season Stats Versus Opponents

| OPPONENT       | GP | GS | MIN | G | A | SHT | SOG | FC | FS | OFF | CK | C | E |
|----------------|----|----|-----|---|---|-----|-----|----|----|-----|----|---|---|
| Chicago        | 3  | 1  | 113 | 0 | 0 | 0   | 0   | 2  | 3  | 3   | 0  | 0 | 0 |
| Chivas USA     | 3  | 2  | 179 | 1 | 0 | 6   | 4   | 1  | 2  | 2   | 0  | 1 | 0 |
| Columbus       | 3  | 2  | 198 | 0 | 0 | 4   | 1   | 2  | 4  | 2   | 0  | 0 | 0 |
| Colorado       | 6  | 2  | 241 | 0 | 0 | 1   | 0   | 4  | 0  | 0   | 2  | 0 | 0 |
| D.C. United    | 3  | 2  | 159 | 0 | 1 | 1   | 0   | 2  | 1  | 1   | 0  | 0 | 0 |
| Houston        | 4  | 3  | 269 | 0 | 1 | 4   | 1   | 2  | 3  | 0   | 0  | 0 | 0 |
| Kansas City    | 2  | 2  | 160 | 0 | 2 | 4   | 2   | 2  | 2  | 0   | 0  | 0 | 0 |
| Los Angeles    | 4  | 2  | 161 | 0 | 1 | 4   | 2   | 1  | 1  | 2   | 0  | 1 | 0 |
| New England    | 1  | 1  | 90  | 0 | 0 | 3   | 1   | 3  | 0  | 0   | 0  | 0 | 0 |
| New York       | 3  | 3  | 151 | 0 | 0 | 3   | 1   | 1  | 0  | 3   | 0  | 0 | 1 |
| Philadelphia   | 2  | 2  | 169 | 1 | 1 | 5   | 2   | 1  | 3  | 3   | 0  | 0 | 0 |
| Real Salt Lake | 2  | 1  | 91  | 1 | 1 | 4   | 3   | 2  | 0  | 0   | 0  | 0 | 0 |
| Seattle        | 4  | 1  | 177 | 0 | 0 | 5   | 3   | 3  | 1  | 1   | 0  | 1 | 0 |
| San Jose       | 4  | 2  | 203 | 2 | 1 | 3   | 3   | 0  | 0  | 1   | 0  | 0 | 0 |
| Toronto FC     | 2  | 2  | 180 | 0 | 0 | 4   | 2   | 1  | 1  | 1   | 0  | 0 | 0 |

### MLS Regular Season Stats by Month

| MONTH     | GP | GS | MIN | G | A | SHT | SOG | FC | FS | OFF | CK | C | E |
|-----------|----|----|-----|---|---|-----|-----|----|----|-----|----|---|---|
| March     | 1  | 1  | 69  | 0 | 0 | 0   | 0   | 0  | 1  | 0   | 0  | 0 | 0 |
| April     | 2  | 0  | 21  | 0 | 0 | 0   | 0   | 0  | 1  | 0   | 0  | 1 | 0 |
| May       | 9  | 7  | 593 | 1 | 1 | 12  | 6   | 8  | 4  | 8   | 0  | 1 | 0 |
| June      | 7  | 2  | 349 | 2 | 1 | 8   | 6   | 4  | 3  | 2   | 0  | 0 | 0 |
| July      | 8  | 7  | 577 | 1 | 1 | 12  | 5   | 7  | 1  | 2   | 0  | 1 | 0 |
| August    | 8  | 8  | 604 | 1 | 4 | 16  | 6   | 5  | 10 | 5   | 0  | 0 | 0 |
| September | 5  | 3  | 247 | 0 | 1 | 3   | 2   | 2  | 1  | 2   | 0  | 0 | 1 |
| October   | 6  | 0  | 81  | 0 | 0 | 0   | 0   | 1  | 0  | 0   | 2  | 0 | 0 |

### Regular-Season Game Highs

Goals 2, June 5, 2010, DAL vs. SJ  
Assists 2, Aug. 1, 2009, DAL vs. KC  
Shots on Goal 3, 2 times, last: July 17, 2010, DAL vs. RSL  
Shots 4, 3 times, last: Aug. 28, 2010, DAL at CLB







## MIDFIELDER

6-0

158

DOB: March 4, 1992

Birth Place: Wylie, Texas

Hometown: Wylie, Texas

Citizenship: United States

Last Club: FC Dallas Academy

### Acquired

Signed with FC Dallas as a Home Grown Player on July 30, 2010.

### Professional


Ulloa made his FC Dallas debut in a 2-0 win over the Colorado Rapids Reserves on Oct. 10. He played 45 minutes as an outside midfielder.

### Youth

The midfielder started 29 of 31 games and scored two goals during the U.S. Soccer's Development Academy (USSDA) regular season. Ulloa also scored during the group stage of USSDA Finals Week. His goal came in the team's second match of the season-ending tournament against the Derby County Wolves. Ulloa was named to the U.S. Soccer Development Academy's Central Conference Starting XI following the event.

### Personal

Ulloa was born in Chihuahua, Mexico... His parents are Guillermina and Evaristo Ulloa... Has an little sister, Anahi who is eight years old... Also has a brother, Ivan, who is 14... In his spare time, Ulloa hangs out with my family and friends... Likes to play PS3 in his spare time... His favorite team is Barcelona... His favorite player is Zinedine Zidane.



# # 28

## Victor Ulloa





## FORWARD

5-11

167

DOB: August 22, 1989

Birth Place: Oakland, California

Hometown: Oakland, California

Citizenship: United States

College: California

Last Club: San Jose Frogs (PDL)

### Acquired

2010 MLS SuperDraft – 2nd Round (21st Overall).

### Professional

Wiedeman's lone appearance in an FC Dallas uniform came in a friendly against the Colorado Rapids reserves on Oct. 10. The first-year FC Dallas forward played the full 90 minutes at left back in a 2-0 win.

### College



Scored 30 goals and recorded 15 assists in his three years at California...three time All-Pac-10 selection (first-team in 2008 and 2009; second-team in 2007)...two-time NSCAA Far West All-Region first team selection in 2008 and 2009...Named to the NSCAA third-team All-American, and Pac-10 all-academic second-team selection in 2008...Scored two goals against UCSB in the second round of the NCAA College Cup, including the game-winner in 2008.

### International

2007: Named to the U.S. U-18 roster for the Lisbon International Tournament in Portugal from May 30 – June 2...Played all three games in the Lisbon International Tournament and helped the U.S. to a third place finish....Called to the U.S. U-18 roster for the SBS Cup in Japan and started all three games and recorded an assist.

### Personal

Parents are Kevin and Imelda Wiedeman...one of five siblings...was a social welfare major at California and hopes to own his own business one day.



# # 23

## Andrew Wiedeman




## Offseason Acquisitions & Trialists as of 2/25




Charlie Campbell



Maykel Galindo



Scott Gordon



Andrew Jacobson



Richard Sanchez



Chris Seitz



Jonathan Top




Ricardo Villar



Bobby Warshaw

any  
REASON



any  
SEASON



PERSONAL  
LOANS

HOME  
LOANS

AUTO  
LOANS



[www.texanscu.org](http://www.texanscu.org)

972.348.2000 | 800.843.5295



MEMBERSHIP REQUIRED

 **TEXANS**  
CREDIT UNION





## DEFENDER

5-10

165

DOB: January 15, 1988

Birth Place: Mundelein, IL

Hometown: Mundelein, IL

Citizenship: United States

College: Louisville

### Acquired

2011 MLS SuperDraft – 2nd Round (35th Overall).

### Professional

This is his first season as a professional.

### College

Transferred from Virginia Tech in the spring, using his final year of eligibility with the Cardinals.

At Virginia Tech: Started in all 19 games in 2009...Finished the season tied for the team lead with three goals and four assists for 10 points...Scored the game-winning goal against Wisconsin- Milwaukee...Named the Middleton Sports & Fitness Invitational MVP after helping the Hokies win the tournament...Finished the 2009 season with two game-winning goals...Named to All-ACC Academic team for three straight seasons...Saw action in just four games in 2008 and earned a medical redshirt...Started in 16 games during the 2007 season, finishing the season with four goals and five assists...Recorded a team save to preserve the Hokies' 1-0 win over Connecticut in the NCAA College Cup Regional Final...Started in 19 games during the 2006 season, finishing the season with one goal and seven assists...Named to the All-ACC Freshman team.

### High School

Member of the Sockers FC Top Talent team at Mundelein High School...Named to the Chicago Sun-Times All-Area team...Also named first team all-state by the Daily Herald...Captain of the Illinois ODP '88 team...Led the Sockers FC to the CASL Elite GroupA Championship...Also helped the Sockers FC to the Region 2 Championship and the Italy Cup Championship...Helped guide the team to the semifinals of the Dallas Cup.

### Personal

Parents are Terry and Alese Campbell...Has a Master's degree in Sports Administration.



## FC Dallas 2011 Preseason Camp in Orlando, Florida



# Charlie Campbell





## FORWARD

5-10

165

DOB: January 28, 1981

Birth Place: Villa Carla, Cuba

Hometown: Villa Carla, Cuba

Citizenship: United States

Last Club: Chivas USA

### Acquired

2011 FC Dallas Trialist.

### Professional

Maykel Galindo joined Chivas USA on Feb. 8, 2007, from the Seattle Sounders, then of the USL-1, where he had played in 2005 and 2006. Originally from Villa Clara, Cuba, Galindo sought political asylum in the U.S. while participating in the 2005 Gold Cup with the Cuban National Team, leaving the team hotel on July 10, 2005, just one day after scoring Cuba's only goal in a 3-1 loss to Costa Rica at Seattle's Qwest Field. Galindo was Chivas USA's leading scorer in 2007, with 12 goals, and scored once in 2008, playing in 10 games (5 starts) while recovering from three sports hernia surgeries. The beginning of the 2009 season, Galindo continued to recover from off season injuries, but finished the season playing in 23 games (15 starts) with four goals and two assists.

### MLS Experience

2009: Played in 23 games (15 starts), finishing with four goals and two assists. Galindo played in both Super Clásico playoff games against the Galaxy, scoring one goal...2008: Galindo scored a late-game equalizer in the first match of the season, a 1-1 draw at FC Dallas, but struggled with a sports hernia throughout the season and finished the year with one goal and two assists in 10 games... 2007: Led Chivas USA with 12 regular-season goals and 5 assists, earning the team's Budweiser Golden Boot award and finishing fifth overall in the MLS in goals scored. Played one postseason game for Chivas USA logging 90 minutes.

### Other Pro Experience

Started his professional career in the United States with the Seattle Sounders, where in one and-a-half seasons (2005-2006) he played 1,023 minutes for the USL First Division side, scoring 5 goals, none more important than his game-tying goal in the 2005 USL First Division Championship game, which Seattle would eventually win on penalty kicks. Had previously played for FC Villa Clara in Cuba from 2001-2005.

### International

Played a total of 35 games with the Cuban National Team from 2002-2005, scoring 12 goals before defecting during the 2005 Gold Cup in the United States.

### Personal

Started playing soccer when he was eight years old – when a coach came to his school and asked who wanted to play, Maykel raised his hand... Family still lives in Cuba and includes his father, Rolando, his mother, Cristina, and, “most important,” his grandmother, Isabel...His favorite food is Cuban food, especially rice, beans, and fried bananas.

# Maykel Galindo



## DEFENDER

6-4

190

DOB: April 6, 1988

Birth Place: Ft. Lauderdale, FL

Hometown: Boca Raton, FL

Citizenship: United States

College: Lynn University

### Acquired

2011 MLS SuperDraft – 3rd Round (53rd Overall).

### Professional

This is his first season as a professional.

### College

A two-year letterwinner at Lynn, Gordon anchored the back line for the Fighting Knights. Twice this season he was honored as an All-Sunshine State Conference selection. He also collected NSCAA All-South Region recognition. The Boca Raton, Fla., native played and started in 28 games during his senior year, logging five goals and four assists. With him as the last line of defense, the Blue & White posted 10 shutouts while holding opponents to less than five shots on goal per game. Gordon appeared in and started in 12 games...missed five games due to injury...Honorable Mention All-Sunshine State Conference selection...leader of a Knights defense that had allowed nine goals in 11 games prior to his injury while helping Lynn to a No. 1 national ranking (D2)...posted two goals and four assists. As a sophomore, Gordon appeared in 10 games, getting the starting nod in eight.

### High School

Lettered four years in soccer, three in football and one in volleyball for the Sharks...earned all-state honors for coach Jason Versage's squad...three times named to the all-county team...held the title of team captain for two years...helped team to a district championship in 2005...garnered all-county honors twice in football as a wide receiver and kicker and once in volleyball...member of the 2006 state champion volleyball team.

### Personal

Born Scott Joseph Gordon on April 6, 1988 in Ft. Lauderdale, Fla...son of Joe and Joanne Gordon...has one sister, Kelly...international business major...uncle Jordan Hultberg played basketball at LSU...lists Snatch and Blow as his favorite movies and New Orleans as his favorite vacation.

# Scott Gordon



## MIDFIELDER

6-2

185

DOB: September 24, 1985

Birth Place: Palo Alto, CA

Hometown: Palo Alto, CA

Citizenship: USA

College: California

Last Club: Philadelphia Union

### Acquired

In a trade with Philadelphia on Feb. 18, 2011.

### Professional

After being acquired by Philadelphia in the 2009 Expansion Draft, Jacobson started 13 of 25 games and played a total of 1,294 minutes for the Union in 2010. Prior to joining Philadelphia, Jacobson made 17 appearances, totaling 845 minutes in the midfield for D.C. United during the 2009 MLS season. Jacobson scored one goal during the 2009 season. The goal came in a 2-1 win over the Harrisburg City Islanders in the U.S. Open Cup quarterfinals.

Jacobson played with FC Lorient of France's Ligue 1 in 2008 and was named to the U.S. National Futsal Team roster, playing in four matches at the Futsal World Cup in Brazil.

### College

He was a NSCAA First Team All-American, a member of the All-Far West First Team and PAC-10 Player of the Year as a senior at Cal. He had 11 goals and 13 assists in 83 appearances for the Bears.

### Personal

Was a legal studies major who would like to become a lawyer... Mother, Cindy, graduated from Cornell and is now a nurse... Sister, Melanie, graduated from UC Davis.

## GOALKEEPER

6-3

197

DOB: April 5, 1994

Hometown: Dallas, Texas

Birthplace: Mission Hills, Calif.

Citizenship: United States/Mexico

Last Club: FC Dallas Academy

### Acquired

Signed with FC Dallas on Feb. 18, 2011

### Professional

This is his first season as a professional

### Youth

In January, the 16-year-old Sanchez was named the top goalkeeper in the Universidad Catolica tournament in Chile, while playing for the Mexican U-17 National Team. Mexico lost 1-0 to Uruguay in the final. Sanchez has spent much of the last year training with the Mexico U-17 National Team in preparation for the 2011 U-17 World Cup.

Born in Mission Hills, Calif., Sanchez moved to Texas with his family and initially played for Texas Football Club before joining Spain's Atletico de Madrid U-16 squad. In 2009, Sanchez returned to Texas and began playing for the FC Dallas Development Academy.

"We identified Richard as a great goalkeeper with excellent talent," FC Dallas Director of Player Development Oscar Pareja said. "I think he is one of the players to come out of the Academy with very natural talent to play the game. He's an excellent person and very responsible despite his age."

The signing of Sanchez to the first team marked the sixth time an FC Dallas Academy player made the jump from the youth ranks to the professional level, the most of any team in MLS. There are currently eight players affiliated with either the FC Dallas Academy or FC Dallas professional team training with various U.S. Youth National Teams (Kellyn Acosta, Emerson Hyndman, Boyd Okowouno, Michael Ambrose, Jack Coleman, Jonathan Top, Daniel Garcia, Moises Hernandez). Another three players (Sanchez, Bryan Leyva and Ruben Luna) are members of Mexican Youth National Teams.

"FC Dallas is excited to add Richard Sanchez as our next Home Grown player," FC Dallas head coach Schellas Hyndman said. "I think he is by far the best goalkeeper I have ever seen at this age level, and he's shown that during his time as a goalkeeper for Mexico's Under-17 National Team. Being in first team training with Drew Keshan and absorbing everything he can from a veteran like Kevin Hartman is going to be the best thing that could happen for Richard's career."

# Andrew Jacobson

# Richard Sanchez





## GOALKEEPER

6-3

236

DOB: March 12, 1987

Birth Place: San Luis Obispo, CA

Hometown: San Luis Obispo, CA

Citizenship: United States

College: Maryland

Last Club: Seattle Sounders FC

### Acquired

In a trade with the Seattle Sounders on 12-15-10

### Professional

2010: Started 22 of the 23 matches he played for Philadelphia Union... Logged well-over 2,000 minutes and made 68 saves... Finished the year with a 1.80 GAA and a record of 5-12-6... 2009: Played four matches for RSL in 2009, totaling 360 minutes of action... Saved 13 of the 20 shots he faced and ended the season with a 1.25 GAA... Was selected by Philadelphia in the 2009 Expansion Draft... 2008: Started nine of 10 appearances for RSL Reserves, earning a 2.56 GAA, 1-2-1 record and one shutout ... Earned a shutout victory with first-team on 4/30 v. SJ, making four saves in a 4-0 win in a U.S. Open Cup Play-In contest ... 2007: Made three first-team appearances during his rookie campaign, including back-to-back starts on 4/30 v. COL and 5/05 v. NY ... Finished season with a 2.67 GAA and 0-2-1 record ... Made RSL first-team debut on 4/18 v. KC, recording four saves and his first win in a 2-1 overtime triumph in a USOC play-in game ... With MLS debut on 4/30 v. COL, became the second youngest player to start an MLS match between the posts at 20 years, 49 days of age (Record held by Tim Howard, 19y/165d for MET) ... Started and played 81 minutes on 6/07/07 v. China MNT, making 7 saves in helping RSL to a 1-0 victory ...

### International

U.S. Senior MNT: Took part in full USMNT camp in June 2008 in preparation for its second leg of WCQ series @ Barbados ... Trained with U.S. MNT camp in Switzerland in preparation for 10/13/07 friendly @ SUI ... Called into first-ever U.S. Senior Men's National Team camp and was on the 19-man roster that fell 4-2 to Brazil on 9/09/07 in Chicago ... U.S. Under-23s: Named to the U.S. Olympic Team's 18-man roster for the 2008 Beijing Olympics ... Served as back-up to Brad Guzan - one of three "overage" players on the U.S. roster for the Summer Games - but did not appear in USA's three Group B contests ... Played scoreless 45 minutes for U-23's on 8/3/08 v. Cameroon in ING Cup Olympic tune-up in Hong Kong ... Made five saves for the U.S. U-23 MNT on 5/23/08 v. Ivory Coast in the USA's 1-0 defeat during the Toulon (France)

### College

In two seasons at the University of Maryland, registered an incredible 28-5-3 record to go along with a 0.77 GAA and 16 shutouts during two seasons of play ... 2006: Went 15-4-1 during his sophomore campaign while collecting a sparkling 0.66 GAA average ... Named Soccer America College Men's MVP and the ACC Defensive Player of the Year ... Also earned spots on the All-ACC First Team and the NSCAA/adidas All-American Third Team ... 2005: Posted a 13-1-2 record and 0.89 goals against average as a freshman in helping the Terps to the 2005 NCAA Men's College Cup title ... Became the first freshman 'keeper to lead his team to the NCAA title since 1990 ... All-ACC Second Team and ACC All-Freshman Team honoree ... Stopped three shots in the NCAA Finals against New Mexico on 12/11, including a crucial penalty kick in the 50th minute ... Named College Cup's Defensive MVP.

### Personal

The son of Michael and Sharon Seitz ... one of two children, with sister Caitlin ... lists starting for the U.S. National team against Holland in Mexico as biggest athletic thrill ... chose Maryland over UCLA, Notre Dame, Michigan and Santa Clara ... majored in letters and sciences.

# Chris Seitz



## FORWARD

5-8

160

DOB: January 26, 1993

Birth Place: Fort Worth, Texas

Hometown: Fort Worth, Texas

Citizenship: United States

Last Club: FC Dallas Academy

### Acquired

Signed as FC Dallas' fifth Home Grown player on Jan. 12, 2011

### Professional

This is his first season as a professional.

### Youth

Top was the leading scorer for the FC Dallas Under-18 Development Academy team in 2010. Playing alongside previous FC Dallas Home Grown signees Ruben Luna, Moises Hernandez, Victor Ulloa and Bryan Leyva, Top found the back of the net eight times in 10 matches. He opened the season by scoring two goals in a 3-0 win over Texans SC on Sept. 11. Top's scoring streak lasted four games and included wins over the Texas Rush, LoneStar SC and the Houston Dynamo Academy. The team posted an 11-1-3 record in all competitions during the second half of 2010. FC Dallas' U-18's currently lead the U.S. Soccer Development Academy's Central Conference with a record of 5-1-2.

"I want to thank FC Dallas for giving me the opportunity to pursue my dream of playing professional soccer," Top said upon signing with the team. "It is very exciting to continue in the tradition of graduating to the first team from the FC Dallas Academy started by Bryan Leyva. Oscar [Pareja] and the rest of the FC Dallas Academy coaching staff played a major role in preparing me for the next level. I am sure I will be one of many more academy players to join FC Dallas.

"I also want to thank my mother for all the hours spent driving me to practice an hour-and-a-half away from home, my father for always supporting me in soccer and all my teammates for helping me reach this point."

Top was named to the U.S. Soccer Development Academy Starting XI for the Under-16 Central Conference in July of 2010. He currently attends North Side High School in Fort Worth, Texas where he has been an Honor Student since 2007. Top was a student council member in 2009.

# Jonathan Top





## MIDFIELDER

5-9

155

DOB: August 11, 1979

Birth Place: Sao Paulo, Brazil

Hometown: Sao Paulo, Brazil

Citizenship: Brazil

College: Penn State

Last Club: Unterhaching (Germany)

### Acquired

Signed with FC Dallas on Feb. 7, 2011

### Professional

Born on Aug. 11, 1979, in São Paulo, Brazil, Villar began his career with the youth ranks of São Paulo FC, the same club FC Dallas head coach Schellas Hyndman worked with as a coach in 1976-77 (FC Dallas defender Jackson is also currently on loan from São Paulo FC). Villar left São Paulo FC in 1996 to play collegiate soccer at Penn State University for current FC Dallas Technical Director Barry Gorman.

From 1997 to 2001 Villar scored 27 goals and added 31 assists for the Nittany Lions. He was a First Team All-Big Ten selection in 1999 after scoring a Penn State record seven game-winning goals. Villar remains 11th all-time in points scored for Penn State in a career.

Villar remained in the U.S. following his college career, playing for the Hampton Roads Mariners and Pittsburgh Riverhounds in the A-League from 2002 to 2004. In two seasons Villar scored eight goals in 49 appearances. He made the jump to Europe in 2004, joining Austrian first division side SV Austria Salzburg for a season before a short stint in Asia with the Chunam Dragons. Villar returned to Germany in 2006, signing with second division FC Kaiserslautern.

Villar enjoyed his most successful run with German second division club Spielvereinigung (SpVgg) Unterhaching from 2006 to 2009, scoring nine goals in 63 appearances. He moved to second division Greek side Rodos FC for the 2009 season, but returned to SpVgg Unterhaching for the 2010 season.



## MIDFIELDER

6-0

185

DOB: November 21, 1988

Birth Place: Mechanicsburg, PA

Hometown: Mechanicsburg, PA

Citizenship: United States

College: Stanford

Last Club: Reading United AC (PDL)

### Acquired

2011 MLS SuperDraft - 1st Round (17th Overall).

### Professional

This is his first season as a professional.

### College

A Hermann Trophy semi-finalist and an NSCAA All-American, Warshaw captained Stanford as a junior and senior, leading the Cardinal in scoring three times even after moving to central defense to shore up the back line.

A three-time All-Pac-10 first team honoree, Warshaw was one of 10 finalists for the Lowe's Senior Class Award in 2010, and he earned Pac-10 Scholar Athlete of the Year honors for men's soccer. In his Stanford career, Warshaw scored 18 goals and recorded six assists. With his help in central defense, the Cardinal allowed just 20 goals all season and amassed six shutouts in 2010.

"The most exciting part about getting drafted by FC Dallas is going somewhere where I can win and learn at the same time," said Warshaw at the 2011 MLS SuperDraft. "Coach Hyndman and Coach Ellinger have a great record for producing talented players and playing attractive soccer. Going to FC Dallas, I couldn't be in a better position. It will be great to be able to learn from a guy like Daniel Hernandez. I will work hard and learn whatever he is willing to teach me. I love going there because of the fact that we're right there...one step away from winning the MLS Cup. It's exciting. I can't wait to get there and work hard and bring home that championship trophy. I'm not the most talented guy in the world, but I love the game and I work hard."

### Personal

Son of Allen and Shirley Warshaw... has two brothers, Andy and Chris and a sister, Carolyn... was a political science major... interested in history and policy making... enjoys basketball, tennis, baseball and playing cards... named to the 2009 ESPN The Magazine All-Academic Men's Soccer Team.

# Ricardo Villar

# Bobby Warshaw





# THE ORGANIZATION





## Lamar Hunt 1932-2006

Major League Soccer and the American sports community lost a true treasure on December 13, 2006 when MLS founding investor, and investor-operator of FC Dallas and Columbus Crew Lamar Hunt peacefully passed away at Presbyterian Hospital in Dallas, Texas at the age of 74.

Born on August 2, 1932 in El Dorado, Arkansas, Hunt is recognized as one of the greatest sports visionaries in American history and a pioneer professional soccer in the United States. Hunt helped make pro football history in 1960 by founding and organizing the American Football League. Long known for his role in the development of football as founder of the Kansas City Chiefs, Hunt's contributions to pro soccer have also had a major impact on sports in the U.S.

The Hunt family stepped to the forefront of U.S. soccer in 1996 by becoming a charter investor in Major League Soccer, which was created with a unique single-entity operating structure, in which investors own an interest in the league in addition to individual teams. The Hunts were the original investor-operators of the charter teams from Columbus (Ohio) and Kansas City.

Hunt made his greatest contribution to soccer in this country in 1998-99, when he made pro soccer history by funding the construction of the first soccer-specific stadium in the United States as the Columbus Crew opened their revolutionary facility. The stadium broke ground on Aug. 14, 1998, and was finished in nine months and one day. Columbus Crew Stadium opened on May 15, 1999 and a sold-out, overflow crowd of 24,741 to watch the Crew defeat the New England Revolution 2-0.

The 1999 MLS season proved to be a historic one for Hunt, as he was awarded the National Soccer Hall of Fame Medal of Honor -- the second to receive the medal reserved for extraordinary individuals whose positive contributions to soccer at the national level affected the course of soccer history in the United States.

That year, he also saw the U.S. Open Cup Tournament renamed in his honor. The Lamar Hunt U.S. Open Cup, recognized as U.S. Soccer's National Championship, is an annual competition open to all amateur and professional soccer teams affiliated with U.S. Soccer. Dating back to 1914, the single-elimination tournament is the oldest annual team tournament in U.S. sports history.

Having taken over the operations of Dallas in 2003, Hunt's youngest son Dan joined the Hunt Sports Group to help make Texas soccer history by breaking ground on the team's sparkling new Pizza Hut Park on Feb. 18, 2004. The 20,500 seat, state-of-the-art soccer-specific stadium in Frisco became the first soccer stadium built through a coordination of both private and public funds. Hunt Sports Group, the City of Frisco, Collin County and the Frisco Independent School District partnered to build the facility that features 17 championship-quality soccer fields adjacent to the stadium. Through Hunt's visionary leadership, Pizza Hut Park has become the model for soccer-specific stadiums in the United States.

Since opening on Aug. 6, 2005 with a 2-2 draw between home-side FC Dallas and the MetroStars (now New York Red Bulls), the 117-acre facility has hosted nearly three million spectators and participants. Entering the 2006 season, Hunt-founded Crew Stadium and Pizza Hut Park were two of the three operating stadiums in Major League Soccer built specifically for soccer. The stadiums have hosted numerous high-profile events, including many memorable soccer games.

At the 2004 MLS Cup, Hunt was presented the Commissioner's Award by MLS Commissioner Don Garber for being one of the league's founding fathers as well as a man who has championed soccer in the United States for nearly 40 years.

As far back as 1982, Hunt was honored for his efforts to help establish pro soccer in America by being inducted into the U.S. Soccer Hall of Fame in Oneonta, N.Y. Hunt has also been inducted into both the Pro Football Hall of Fame and the International Tennis Hall of Fame, as well as the sports halls of fame of both Missouri and Texas. In 2005, the U.S. Soccer Foundation, the major charitable arm of soccer in the United States, presented Hunt with the Foundation's Lifetime Achievement Award.

## Clark K. Hunt Hunt Sports Group Chairman

A founding investor-operator of Major League Soccer, Clark Hunt remains one of the most innovative and influential members of the MLS Board of Governors. As chairman of the Hunt Sports Group, Hunt oversees the operations of the Hunt family's two MLS interests -- the Columbus Crew and FC Dallas.

Son of the late American sports pioneer Lamar Hunt, Clark Hunt shares his father's passion for soccer and the family's vision for the sport's success in the United States. At Lamar's request, Clark engaged in the formative discussions for MLS lending his proven business acumen to the league's financial structure. Now in its 16th season, MLS has earned a stake in the landscape of professional sports and is well-positioned for future growth.

In 1999, Clark Hunt worked closely with his father to construct the first "soccer-specific stadium" in the United States in Columbus. Realizing the vision of Lamar Hunt, the debut of professional soccer at Columbus Crew Stadium on May 15, 1999, represented a pivotal moment in the history of MLS and solidified the long-term viability of soccer in the United States. Six years later, in 2005, Hunt Sports Group unveiled Pizza Hut Park, a 145-acre soccer complex in Frisco, Texas, and the home of FC Dallas.

With its 17 tournament-grade fields, permanent event stage and first-class design, Pizza Hut Park became the model for soccer-specific stadiums in North America. By the 2007 season, less than a decade after the inaugural match in Crew Stadium, more than half of all MLS teams had a soccer-specific stadium to call home -- a credit to the vision of Lamar Hunt and leadership of the Hunt Sports Group.

As stadium construction, new investment, player development and a broadening fan base continue to shape the soccer marketplace in North America, Clark Hunt is intimately involved in the development and direction of MLS. Hunt currently serves as one of four members of the MLS Board of Governors appointed to Commissioner Don Garber's Executive Committee. He is also a member of the Competition Committee as well as the league's Labor and Philanthropy Committees.

In addition to his roles in MLS, Hunt is also a respected voice in the National Football League. Hunt is in his sixth year as Chairman of the Board of the Kansas City Chiefs, the storied franchise founded by his father. In 2006, Hunt was one of eight NFL owners to serve on the Commissioner Search Committee which recommended Commissioner Roger Goodell as the successor to then-Commissioner Paul Tagliabue. In 2007, Goodell appointed Hunt to the NFL's Digital Media and International Committees, as well as the Executive Committee of the NFL Management Council.

Hunt graduated first in his class at Southern Methodist University in 1987, earning a degree in business administration with a concentration in finance. He was a two-time recipient of the university's highest academic honor, the Provost Award for Outstanding Scholar. During his career he was a four-year letterman on the Mustangs nationally ranked soccer team, earning first-team Academic All-America honors as a junior and senior and serving as a tri-captain his final season. He was recognized as one of the SMU Cox School of Business Outstanding Young Alumni in 2004, and in 2005, he was appointed to the Cox School Executive Board of Trustees. Hunt currently serves on the SMU Board of Trustees.

Hunt and his wife, the former Tavia Shackles of Kansas City, are involved in numerous philanthropic efforts. In 2004, the Hunts were part of the grassroots effort behind the formation of Lift Up America -- an organization that facilitates widespread compassion and giving through strategic partnerships with corporations and sports teams. Since that time, more than 30 teams have partnered with Lift Up America, and corporations like Cinemark Theaters, Interstate Batteries and Tyson Foods have helped the organization distribute millions of pounds of food and countless other services to people in need worldwide.

Clark Knobel Hunt was born on February 19, 1965 and graduated from the St. Mark's School of Dallas in 1983. The Hunts have three children -- Gracelyn, Knobel and Ava.







## John Wagner Hunt Sports Group President

John Wagner serves as President of Hunt Sports Group, which is the management company responsible for overseeing the Lamar Hunt family soccer investments.

As a representative of HSG, Wagner was involved with the creation of the public/private partnership with the City of Frisco, Frisco Independent School District and Collin County, for the development of Pizza Hut Park. Wagner assists in establishing signature partnerships for FC Dallas, including business relationships with AEG Live, Pizza Hut, Dr Pepper, Texans Credit Union, Baylor Health Care System, North Texas Soccer, U.S. Youth Soccer and Frisco Independent School District Athletics.

A member of the Major League Soccer Board of Governors, Wagner also serves on the MLS Audit and Finance and the MLS Business Development Committees. Wagner's previous 13 years of CPA experience in public accounting ended in 1996, after spending nine years with Coopers and Lybrand in Kansas City. He specialized in entrepreneurial business and family-owned business consulting, with an emphasis on federal and state tax issues.

During his years in public accounting, he also managed a joint venture between Hunt Sports Group and Coopers and Lybrand, wherein they provided consultation on matters of state income tax jurisdictions for the NFL, NBA, NHL and applicable players unions to develop uniformity and efficiency in the complex professional athletes non-resident income tax filings.

Wagner earned his Bachelor of Science Degree at the University of South Dakota and completed his MBA degree at the University of Missouri-Kansas City in 1986. He resides in the Dallas area with his wife, Nancy, and their three children, Taylor, Amanda and Parker.



## Daniel L. Hunt Hunt Sports Group Vice President

Daniel Hunt is entering his seventh year as Vice President of Hunt Sports Group – the parent company of the Hunt family's Major League Soccer interests, which include FC Dallas and the Columbus Crew. In addition to his role with HSG, Hunt also serves as a member of the MLS Board of Governors.

He has spent the last several years on the design, building, opening and operating of Pizza Hut Park. The 34-year-old Dallas, Texas native works very closely with the teams' top executives in the continuing efforts to implement long-term solutions to help solidify the day-to-day operations of the franchise.

More recently, Hunt has taken on a greater role in overseeing the Hunt family's long-standing interest in the Kansas City Chiefs football franchise. Recently, his main focus has been on the renovation of Arrowhead Stadium, which was completed in July of 2010. He also represents the family at NFL meetings, along with his brother Clark Hunt.

In addition to his responsibilities with the family's sports franchises, Hunt serves as Vice President and General Partner of Hilltop Capital Development, a privately owned real estate and oil and gas investment enterprise. He began his business career as Vice President of New Business Development for Gemini Voice Solutions in New York City, a provider of voice-over internet protocol for home-to-home calling in the United States.

Hunt graduated from Southern Methodist University in 2000 earning a degree in Business Administration and was a member of the Phi Delta Theta Fraternity. Hunt was born on November 21, 1976 in Dallas, Texas and graduated from the St. Mark's School of Texas in 1996.

## Doug Quinn President and CEO

Hunt Sports Group Chairman Clark Hunt officially named Douglas Quinn president and chief executive officer of FC Dallas on June 21, 2010. Quinn joined FC Dallas after six years with MLS affiliate Soccer United Marketing, the leading commercial soccer company in North America, where he served as president.


Upon joining SUM in May 2004, Quinn spearheaded MLS's landmark agreement with adidas and helped the league to realize a significant increase in sponsorship revenue and activation. Additionally, he developed the current business model for SUM and MLS special events, and he was a key member of the team that secured long-term national television agreements for MLS with ABC/ESPN, Univision, Fox Soccer Channel and HDNet. Most recently, Quinn managed the creation of SuperLiga, the innovative professional tournament between MLS and Mexico's First Division clubs that began in July 2007.

Quinn has extensive experience in the sports and entertainment industries, including 14 years with the National Football League in a number of senior management, marketing and sales positions. Prior to joining SUM, Quinn served as president of Entertainment Marketing Partners, an entertainment media and corporate consulting firm based in Los Angeles.

Quinn's career with the NFL saw him contribute to the NFL's triple-digit growth in retail sales during the early 1990s, as he developed many of the NFL's most successful integrated marketing programs with key corporate partners like VISA, FOX and Reebok.

In his role as senior vice president and managing director of NFL International, Quinn was responsible for the NFL's international operations and development activities, including management of a staff of more than 190 people across 11 offices, overseeing media sales, production and distribution, corporate partnerships, licensing and marketing. Quinn also supervised the development and production of the American Bowl games and the NFL's six-team development league, NFL Europe.

Born November 9, 1962, Quinn earned bachelor's degrees in marketing and English from Southern Methodist University and an MBA concentrating in international business and finance from the University of Texas. Quinn lives in Dallas with his wife Elizabeth and two daughters, Taylor and Schuyler.





# FC Dallas Directory

Pizza Hut Park  
9200 World Cup Way | Frisco, Texas 75034  
Phone: (469) 365-0000 | Fax: (469) 365-0009  
www.FCDallas.com

## OWNERSHIP GROUP

Investor/Operator.....Hunt Sports Group  
Hunt Sports Group Chairman.....Clark K. Hunt  
Hunt Sports Group President.....John Wagner  
Hunt Sports Group Vice-President.....Dan Hunt  
Chief Legal Counsel.....Alan Tompkins

## MANAGEMENT OFFICE

President and CEO.....Doug Quinn  
VP Marketing, Communications & Strategic Planning.....Kelly Weller  
Vice President of Finance.....Jimmy Smith  
Vice President of Business Development.....Matt McInnis  
Director of Partnership Marketing.....James Burda

## CORPORATE SALES ACCOUNT EXECUTIVES

Nathan Zimmerman  
Trent Dick  
Melissa Jannetta

## COORDINATORS, CORPORATE SALES

Jennifer Boyd  
Erika Cook

Sr. Director of International Development.....Eduardo Carvacho  
Hispanic Corporate Sales Account Executive.....JC Betancourt  
Hispanic Ticket Sales Executive.....Ricardo Martinez  
Hispanic Marketing Coordinator.....Eric Segura  
Director of Merchandising.....Tim Henning  
Director of Public Relations.....Leigh Anne Gullett  
Media Services Manager.....Jason Minnick  
Director of Foundation & Community Relations.....Melissa Reddick  
Director of Marketing & Digital Media.....Justin McCord  
Manager of Broadcast & Digital Media.....Bobby Rhine  
Digital Content Editor.....Melanie Jarrett  
Manager of Event Presentation.....Michael Cruz  
Marketing Coordinator.....Matt Kopil  
Videographer.....Casey Bowman  
Director of Ticket Sales.....Kris Katseanas  
Group Sales Manager.....Chip Kisabeth

## TICKET SALES EXECUTIVES

Tom Williams  
Kevin Lindstrom

Manager, Fan Relations.....Alan Latkovic  
Fan Relations Specialist.....Dave Santamaria  
Vice President of Stadium Operations.....Nick Shafer  
Ticket Operations Director.....Scott Morrison  
Sr. Director FCDY Business Development.....Katie Solomon Edgar  
Director of Player Development.....Oscar Pareja  
Director of Coaching, FC Dallas Youth.....Chris Hayden  
Director of Academy Player Development.....Chris Clarke  
College Director, FC Dallas Youth.....Scott Dymond  
Tournament Director.....Jesse McNeil III  
FC Dallas Juniors Coordinator.....Derek Lilleskov  
FC Dallas Youth Coordinator.....Attalie Morgan  
Complex Administrator, FC Dallas Youth.....Tami Scholl  
Director of Stadium Operations.....Bucky Deichert  
Stadium Event Coordinator.....Bill Horton  
Stadium Event Manager.....Randy Richardson  
Sr. Director of Human Resources.....Evie Baker  
Human Resources Manager.....Heidi Olinghouse  
Senior Accountant.....Rebekah Brown  
Accountant.....Skyler Daugherty  
Accounts Payable Clerk.....Wendy Emminizer  
Payroll Administrator/Finance Executive Assistant.....Christy Barron  
Vice President of Complex Management.....Tom Jones  
Coordinator, Stadium Grounds.....Allen Reed  
Landscape Coordinator.....Matt Cox  
Complex Manager.....Jesse Henderson  
Complex Fields Coordinator.....Miles Studhalter  
Complex Fields Assistant.....Arnulfo Muniz  
Director of Facility Maintenance.....Jeff Walls  
HVAC Technician.....Armando Rodriguez  
Maintenance/Electrician.....Preston Kimberlin  
Facility Coordinator.....Carlos Pontifes  
Housekeeping Manager.....Brandy Chandler  
Office Manager.....Susie Garza  
Receptionist.....Eloisa Vazquez

## TICKET SALES REPRESENTATIVES

Jeff Densik  
Brent Lucich  
Chase Altman  
Derek Kramolis  
Drew Titkemeier  
Jeff Turner  
Jimmy Heinemann  
John Leake  
Jonathan Hufnagel  
Keith Uhles  
Matt McKinney  
Stephen Cothran  
Tessa Recendes  
Zac Stables  
Zeeshan Hussain  
Matt Denny  
Seth Mullins  
Erin Nicholson



The first choice for local news,  
sports and information.  
Available in four choices.

Print | Web | iPad™ | iPhone™

Download our new iPad™ and iPhone™ apps at dallasnews.com

The Dallas Morning News  
dallasnews.com



# Refuse to lose



# 2010 Season Review

2010 Season Recap  
12-4-14, 50 Points



2010 FC DALLAS FINAL STATISTICS

| UNF                | POS  | PLAYER            | GP | GS | MIN  | G  | A  | SHT | SOG | FC  | FS  | OFF | CK  | C  | E |
|--------------------|------|-------------------|----|----|------|----|----|-----|-----|-----|-----|-----|-----|----|---|
| 9                  | F    | Jeff Cunningham   | 27 | 13 | 1464 | 11 | 1  | 58  | 25  | 8   | 13  | 27  | 0   | 0  | 0 |
| 10                 | F-M  | David Ferreira    | 30 | 30 | 2699 | 8  | 13 | 54  | 26  | 34  | 84  | 11  | 99  | 4  | 0 |
| 20                 | M    | Brek Shea         | 25 | 21 | 1797 | 5  | 4  | 39  | 19  | 18  | 13  | 10  | 2   | 2  | 1 |
| 7                  | F    | Milton Rodriguez  | 13 | 13 | 835  | 5  | 1  | 23  | 10  | 7   | 6   | 14  | 0   | 1  | 0 |
| 16                 | M-F  | Atiba Harris      | 29 | 28 | 2473 | 4  | 2  | 53  | 21  | 51  | 30  | 18  | 0   | 8  | 0 |
| 24                 | M    | Eric Alexander    | 17 | 12 | 1054 | 2  | 3  | 15  | 6   | 6   | 4   | 1   | 0   | 1  | 0 |
| 18                 | M    | Marvin Chavez     | 16 | 10 | 818  | 2  | 2  | 14  | 4   | 16  | 19  | 2   | 1   | 4  | 0 |
| 13                 | M    | Dax McCarty       | 21 | 18 | 1604 | 1  | 2  | 18  | 6   | 17  | 25  | 1   | 25  | 4  | 0 |
| 12                 | M    | Eric Avila        | 18 | 1  | 452  | 1  | 1  | 14  | 7   | 8   | 5   | 0   | 3   | 0  | 0 |
| 3                  | D    | Ugo Ihemelu       | 19 | 18 | 1558 | 1  | 0  | 8   | 3   | 14  | 15  | 0   | 0   | 3  | 0 |
| 4                  | D    | Heath Pearce      | 28 | 27 | 2414 | 0  | 6  | 31  | 2   | 21  | 9   | 0   | 27  | 5  | 0 |
| 5                  | D    | Jair Benitez      | 28 | 28 | 2424 | 0  | 2  | 8   | 1   | 22  | 35  | 3   | 1   | 3  | 1 |
| 6                  | D    | Jackson Goncalves | 12 | 9  | 805  | 0  | 1  | 7   | 3   | 10  | 4   | 1   | 0   | 0  | 0 |
| 15                 | D    | Kyle Davies       | 3  | 2  | 166  | 0  | 0  | 0   | 0   | 3   | 2   | 0   | 0   | 0  | 0 |
| 27                 | D    | Edson Edward      | 1  | 0  | 5    | 0  | 0  | 0   | 0   | 0   | 0   | 0   | 0   | 0  | 0 |
| 8                  | M    | Bruno Guarda      | 9  | 2  | 233  | 0  | 0  | 1   | 0   | 9   | 3   | 3   | 0   | 1  | 0 |
| 1                  | GK   | Kevin Hartman     | 20 | 20 | 1755 | 0  | 0  | 0   | 0   | 0   | 1   | 0   | 0   | 0  | 0 |
| 2                  | M    | Daniel Hernandez  | 24 | 24 | 2098 | 0  | 0  | 16  | 7   | 49  | 27  | 0   | 0   | 6  | 0 |
| 14                 | D    | George John       | 25 | 25 | 2138 | 0  | 0  | 4   | 1   | 21  | 10  | 1   | 0   | 3  | 0 |
| 21                 | M    | Bryan Leyva       | 1  | 0  | 13   | 0  | 0  | 0   | 0   | 0   | 0   | 0   | 0   | 0  | 0 |
| 19                 | D    | Zach Loyd         | 24 | 19 | 1769 | 0  | 0  | 1   | 0   | 19  | 11  | 0   | 0   | 2  | 0 |
| 34                 | F    | Ruben Luna        | 4  | 0  | 48   | 0  | 0  | 2   | 0   | 4   | 1   | 0   | 0   | 0  | 0 |
| 44                 | GK   | Dario Sala        | 11 | 10 | 945  | 0  | 0  | 0   | 0   | 1   | 1   | 0   | 0   | 1  | 1 |
| 26                 | D-M* | Anthony Wallace   | 2  | 0  | 16   | 0  | 0  | 0   | 0   | 1   | 0   | 0   | 0   | 0  | 0 |
| 31                 | F    | Jason Yeisley     | 5  | 0  | 39   | 0  | 0  | 1   | 0   | 0   | 1   | 1   | 0   | 0  | 0 |
| 22                 | GK   | Josh Lambo        | 0  | 0  | 0    | 0  | 0  | 0   | 0   | 0   | 0   | 0   | 0   | 0  | 0 |
| 17                 | F    | Peri Marosevic    | 0  | 0  | 0    | 0  | 0  | 0   | 0   | 0   | 0   | 0   | 0   | 0  | 0 |
| 23                 | F    | Andrew Wiedeman   | 0  | 0  | 0    | 0  | 0  | 0   | 0   | 0   | 0   | 0   | 0   | 0  | 0 |
| Own-goals received |      |                   |    |    | 2    |    |    |     |     |     |     |     |     |    |   |
| Team totals        |      |                   | 30 | 30 | 2700 | 42 | 38 | 367 | 141 | 339 | 352 | 93  | 158 | 48 | 3 |
| Opponent totals    |      |                   | 30 | 30 | 2700 | 28 | 29 | 291 | 121 | 352 | 339 | 92  | 125 | 52 | 6 |

GAME-WINNING GOALS: Brek Shea 3, Jeff Cunningham 3, Milton Rodriguez 2, David Ferreira 2, Ugo Ihemelu 1, Eric Alexander 1

GAME-WINNING ASSISTS: David Ferreira 5, Brek Shea 2, Heath Pearce 2, Jair Benitez 2, (several players with one)

PENALTY KICK GOALS/ATTEMPTS: David Ferreira 4-5, Jeff Cunningham 4-4

FC DALLAS INDIVIDUAL GOALKEEPING

| UNF             | POS | GOALKEEPER    | GP | GS | MIN  | SHTS | SV | GA | GAA  | PG | PA | W  | L  | T  | SO |
|-----------------|-----|---------------|----|----|------|------|----|----|------|----|----|----|----|----|----|
| 1               | GK  | Kevin Hartman | 20 | 20 | 1755 | 71   | 56 | 12 | 0.62 | 1  | 2  | 10 | 1  | 8  | 9  |
| 44              | GK  | Dario Sala    | 11 | 10 | 945  | 50   | 34 | 16 | 1.52 | 1  | 2  | 3  | 3  | 6  | 1  |
| Team totals     |     |               | 30 | 30 | 2700 | 121  | 90 | 28 | 0.93 | 2  | 4  | 12 | 4  | 14 | 10 |
| Opponent totals |     |               | 30 | 30 | 2700 | 141  | 98 | 42 | 1.40 | 8  | 9  | 4  | 12 | 14 | 4  |

\* = Played with other teams in 2010. Only FC Dallas statistics listed here.



# 2010 Game-by-Game

## Finished Third in Western Conference

# Final Regular Season Standings

## 2010 MLS Cup Playoff Bracket

| DATE                           | OPPONENT | RESULT | ATTENDANCE | W-L-T   | PTS. | GOALS   |
|--------------------------------|----------|--------|------------|---------|------|---|
| 03/27/2010                     | HOU      | D 1-1  | 8,016      | 0-0-1   | 1    | HOU: Chabala 36   DAL: Harris 38                                      |
| <b>MARCH RECORD: 0-0-1</b>     |          |        |            |         |      |   |
| 04/10/2010                     | CLB      | D 2-2  | 10,556     | 0-0-2   | 2    | DAL: Cunningham 29, Avila 93+<br>CLB: Moffat 52, Barros Schelotto 82  |
| 04/17/2010                     | @NY      | L 2-1  | 13,677     | 0-1-2   | 2    | DAL: McCarty 10   NY: Angel 56, Angel 90                              |
| 04/22/2010                     | SEA      | D 2-2  | 8,512      | 0-1-3   | 3    | DAL: Cunningham 27, 94+<br>SEA: Zakuani 38, Montero 55                |
| <b>APRIL RECORD: 0-1-2</b>     |          |        |            |         |      |   |
| 05/01/2010                     | @NE      | D 1-1  | 10,057     | 0-1-4   | 4    | NE: Schilawski 41   DAL: Harris 66                                    |
| 05/05/2010                     | @HOU     | W 1-0  | 13,231     | 1-1-4   | 7    | DAL: Ihemelu 79   |
| 05/08/2010                     | DC       | W 1-0  | 10,323     | 2-1-4   | 10   | DAL: Cunningham 68  |
| 05/15/2010                     | @PHI     | D 1-1  | 25,038     | 2-1-5   | 11   | DAL: Shea 13   PHI: Mwanga 93+  |
| 05/20/2010                     | LA       | L 1-0  | 10,947     | 2-2-5   | 11   | LA: Magee 17  |
| 05/27/2010                     | @CHI     | D 1-1  | 12,522     | 2-2-6   | 12   | DAL: Ferreira 6   CHI: McBride 40                                     |
| <b>MAY RECORD: 2-1-3</b>       |          |        |            |         |      |   |
| 06/05/2010                     | SJ       | W 2-0  | 14,331     | 3-2-6   | 15   | DAL: Shea 58, Shea 60   |
| 06/26/2010                     | @CHV     | W 2-1  | 14,173     | 4-2-6   | 18   | DAL: own goal 45, Ferreira 61   Romero 59                             |
| <b>JUNE RECORD: 2-0-0</b>      |          |        |            |         |      |   |
| 07/03/2010                     | KC       | W 1-0  | 15,993     | 5-2-6   | 21   | DAL: Ferreira 58  |
| 07/11/2010                     | @SEA     | D 1-1  | 36,091     | 5-2-7   | 22   | SEA: Montero 14   DAL: Ferreira 87                                    |
| 07/17/2010                     | RSL      | W 2-0  | 11,170     | 6-2-7   | 25   | DAL: Shea 69, Harris 76   |
| 07/24/2010                     | @TOR     | D 1-1  | 19,743     | 6-2-8   | 26   | TOR: dos Santos 61   DAL: Rodriguez 77                                |
| 07/31/2010                     | @COL     | D 1-1  | 10,596     | 6-2-9   | 27   | DAL: own goal 22   COL: Ballouchy 26                                  |
| <b>JULY RECORD: 2-0-3</b>      |          |        |            |         |      |   |
| 08/08/2010                     | PHI      | W 3-1  | 8,732      | 7-2-9   | 30   | PHI: Moreno<br>DAL: Ferreira 24, Cunningham 75, 81                    |
| 08/14/2010                     | @DC      | W 3-1  | 12,474     | 8-2-9   | 33   | DAL: Ferreira 36, Alexander 49, Cunningham 92+<br>DC: own goal 80     |
| 08/21/2010                     | CHV      | W 1-0  | 10,309     | 9-2-9   | 36   | DAL: Shea 71  |
| 08/28/2010                     | @CLB     | D 0-0  | 16,708     | 9-2-10  | 37   | -   |
| <b>AUGUST RECORD: 3-0-1</b>    |          |        |            |         |      |   |
| 09/04/2010                     | TOR      | W 1-0  | 10,033     | 10-2-10 | 40   | DAL: Cunningham 47  |
| 09/11/2010                     | @SJ      | D 0-0  | 10,342     | 10-2-11 | 41   | -   |
| 09/16/2010                     | NY       | D 2-2  | 15,105     | 10-2-12 | 42   | DAL: Rodriguez 24, Alexander 68<br>NY: Ballouchy 48+, own goal 82     |
| 09/22/2010                     | NE       | D 2-2  | 7,468      | 10-2-13 | 43   | NE: Joseph 5, Stolica 66<br>DAL: Ferreira 80, Cunningham 93+          |
| 09/25/2010                     | @KC      | W 3-1  | 10,385     | 11-2-13 | 46   | DAL: Chavez 4, Rodriguez 12, Cunningham 82<br>KC: Smith 57            |
| <b>SEPTEMBER RECORD: 2-0-3</b> |          |        |            |         |      |   |
| 10/02/2010                     | CHI      | W 3-0  | 10,615     | 12-2-13 | 49   | DAL: Rodriguez 19, Chavez 46, Cunningham 67                           |
| 10/09/2010                     | COL      | D 2-2  | 10,119     | 12-2-14 | 50   | COL: Larentowicz 13, Larentowicz 51<br>DAL: Rodriguez 27, Ferreira 37 |
| 10/16/2010                     | @RSL     | L 2-0  | 20,236     | 12-3-14 | 50   | RSL: Grabavoy 59, Morales 89  |
| 10/24/2010                     | @LA      | L 2-1  | 24,993     | 12-4-14 | 50   | DAL: Harris 22   LA: Beckham 33, Juninho 46                           |
| <b>PLAYOFFS</b>                |          |        |            |         |      |   |
| 10/30/2010                     | RSL      | W 2-1  | 11,003     | 1-0-0   | -    | RSL: Espindola 5   DAL: Cunningham 44, Avila 88                       |
| <b>OCTOBER RECORD: 2-2-1</b>   |          |        |            |         |      |   |
| 11/6/2010                      | @RSL     | D 1-1  | 19,324     | 1-0-1   | -    | DAL: McCarty 17   RSL: Findley 79                                     |
| 11/14/2010                     | @LA      | W 3-0  | 27,000     | 2-0-1   | -    | DAL: Ferreira 26, John 54, Chavez 73                                  |
| 11/21/2010                     | vs.COL   | L 2-1  | 21,700     | 2-1-1   | -    | DAL: Ferreira 35   COL: Casey 57, own goal 107                        |
| <b>NOVEMBER RECORD: 1-1-1</b>  |          |        |            |         |      |   |

| EASTERN          | OVERALL   |           |          |           |           |           |           |           | HOME     |          |          |           |           | ROAD     |          |          |           |           |
|------------------|-----------|-----------|----------|-----------|-----------|-----------|-----------|-----------|----------|----------|----------|-----------|-----------|----------|----------|----------|-----------|-----------|
|                  | GP        | W         | L        | T         | PTS       | GF        | GA        | GD        | W        | L        | T        | GF        | GA        | W        | L        | T        | GF        | GA        |
| New York         | 30        | 15        | 9        | 6         | 51        | 38        | 29        | 9         | 10       | 3        | 2        | 18        | 9         | 5        | 6        | 4        | 20        | 20        |
| Columbus         | 30        | 14        | 8        | 8         | 50        | 40        | 34        | 6         | 10       | 3        | 2        | 22        | 12        | 4        | 5        | 6        | 18        | 22        |
| Kansas City      | 30        | 11        | 13       | 6         | 39        | 36        | 35        | -1        | 7        | 5        | 3        | 25        | 19        | 4        | 8        | 3        | 11        | 16        |
| Chicago          | 30        | 9         | 12       | 9         | 36        | 37        | 38        | -1        | 4        | 4        | 7        | 14        | 13        | 5        | 8        | 2        | 23        | 25        |
| Toronto FC       | 30        | 9         | 13       | 8         | 35        | 33        | 41        | -8        | 6        | 3        | 6        | 19        | 15        | 3        | 10       | 2        | 14        | 26        |
| New England      | 30        | 9         | 16       | 5         | 32        | 32        | 50        | -18       | 7        | 5        | 3        | 21        | 18        | 2        | 11       | 2        | 11        | 32        |
| Philadelphia     | 30        | 8         | 15       | 7         | 31        | 35        | 49        | -14       | 6        | 3        | 6        | 22        | 16        | 2        | 12       | 1        | 13        | 33        |
| D.C. United      | 30        | 6         | 20       | 4         | 22        | 21        | 47        | -26       | 3        | 11       | 1        | 12        | 25        | 3        | 9        | 3        | 9         | 22        |
|                  |           |           |          |           |           |           |           |           |          |          |          |           |           |          |          |          |           |           |
| WESTERN          | OVERALL   |           |          |           |           |           |           |           | HOME     |          |          |           |           | ROAD     |          |          |           |           |
|                  | GP        | W         | L        | T         | PTS       | GF        | GA        | GD        | W        | L        | T        | GF        | GA        | W        | L        | T        | GF        | GA        |
| Los Angeles      | 30        | 18        | 7        | 5         | 59        | 44        | 26        | 18        | 9        | 4        | 2        | 27        | 19        | 9        | 3        | 3        | 17        | 7         |
| Real Salt Lake   | 30        | 15        | 4        | 11        | 56        | 45        | 20        | 25        | 11       | 0        | 4        | 31        | 7         | 4        | 4        | 7        | 14        | 13        |
| <b>FC Dallas</b> | <b>30</b> | <b>12</b> | <b>4</b> | <b>14</b> | <b>50</b> | <b>42</b> | <b>28</b> | <b>14</b> | <b>8</b> | <b>1</b> | <b>6</b> | <b>25</b> | <b>13</b> | <b>4</b> | <b>3</b> | <b>8</b> | <b>17</b> | <b>15</b> |
| Seattle          | 30        | 14        | 10       | 6         | 48        | 39        | 35        | 4         | 8        | 4        | 3        | 21        | 16        | 6        | 6        | 3        | 18        | 19        |
| Colorado         | 30        | 12        | 8        | 10        | 46        | 44        | 32        | 12        | 8        | 2        | 5        | 26        | 11        | 4        | 6        | 5        | 18        | 21        |
| San Jose         | 30        | 13        | 10       | 7         | 46        | 34        | 33        | 1         | 7        | 5        | 3        | 17        | 14        | 6        | 5        | 4        | 17        | 19        |
| Houston          | 30        | 9         | 15       | 6         | 33        | 40        | 49        | -9        | 6        | 6        | 3        | 25        | 21        | 3        | 9        | 3        | 15        | 28        |
| Chivas USA       | 30        | 8         | 18       | 4         | 28        | 31        | 45        | -14       | 6        | 7        | 2        | 19        | 19        | 2        | 11       | 2        | 12        | 26        |

## 2010 MLS Cup Playoff Teams

| CLUB                   | Playoff Seed | PTS | GP | W  | L  | T  | GF | GA | GD  |
|------------------------|--------------|-----|----|----|----|----|----|----|-----|
| Los Angeles Galaxy     | First West   | 59  | 30 | 18 | 7  | 5  | 44 | 26 | 18  |
| Real Salt Lake         | Second West  | 56  | 30 | 15 | 4  | 11 | 45 | 20 | 25  |
| New York Red Bulls     | First East   | 51  | 30 | 15 | 9  | 6  | 38 | 29 | 9   |
| Columbus Crew          | Second East  | 50  | 30 | 14 | 8  | 8  | 40 | 34 | 6   |
| FC Dallas              | Third West   | 50  | 30 | 12 | 4  | 14 | 42 | 28 | 14  |
| Seattle Sounders       | Fourth West  | 48  | 30 | 14 | 10 | 6  | 39 | 35 | 4   |
| Colorado Rapids        | Third East   | 46  | 30 | 12 | 8  | 10 | 44 | 32 | 12  |
| San Jose Earthquakes   | Fourth East  | 46  | 30 | 13 | 10 | 7  | 34 | 33 | 1   |
| Kansas City Wizards    | DNQ          | 39  | 30 | 11 | 13 | 6  | 36 | 35 | 1   |
| Chicago Fire           | DNQ          | 36  | 30 | 9  | 12 | 9  | 37 | 38 | -1  |
| Toronto FC             | DNQ          | 35  | 30 | 9  | 13 | 8  | 33 | 41 | -8  |
| Houston Dynamo         | DNQ          | 33  | 30 | 9  | 15 | 6  | 40 | 49 | -9  |
| New England Revolution | DNQ          | 32  | 30 | 9  | 16 | 5  | 32 | 50 | -18 |
| Philadelphia Union     | DNQ          | 31  | 30 | 8  | 15 | 7  | 35 | 49 | -14 |
| Chivas USA             | DNQ          | 28  | 30 | 8  | 18 | 4  | 31 | 45 | -14 |
| D.C. United            | DNQ          | 22  | 30 | 6  | 20 | 4  | 21 | 47 | -26 |

|                           |   |   |                      |   |
|---------------------------|---|---|----------------------|---|
| 1W - Los Angeles Galaxy   | 1 | 2 | Los Angeles Galaxy   | 0 |
| 4W - Seattle Sounders     | 0 | 1 | FC Dallas            | 1 |
| 2W - Real Salt Lake       | 1 | 1 | FC Dallas            | 3 |
| 3W - FC Dallas            | 2 | 1 |                      |   |
| 1E - New York Red Bulls   | 1 | 1 | San Jose Earthquakes | 0 |
| 4E - San Jose Earthquakes | 0 | 3 | Colorado Rapids      | 2 |
| 3E - Colorado Rapids      | 1 | 1 | Colorado Rapids      | 1 |
| 2E - Columbus Crew        | 0 | 2 |                      |   |

## 2010 MLS Cup Playoff Bracket





# 2010 FC Dallas Individual Highs

# 2010 FC Dallas Team Highs and Lows

## GOALS

|   |                 |      |                  |       |
|---|-----------------|------|------------------|-------|
| 2 | Jeff Cunningham | 4/22 | vs. Seattle      | D 2-2 |
| 2 | Brek Shea       | 6/5  | vs. San Jose     | W 2-0 |
| 2 | Jeff Cunningham | 8/18 | vs. Philadelphia | W 3-1 |

## ASSISTS

|   |                |      |               |       |
|---|----------------|------|---------------|-------|
| 2 | David Ferreira | 9/25 | @ Kansas City | W 3-1 |
|---|----------------|------|---------------|-------|

## SHOTS

|   |                 |      |               |       |
|---|-----------------|------|---------------|-------|
| 6 | David Ferreira  | 4/10 | vs. Columbus  | D 2-2 |
| 5 | Jeff Cunningham | 4/17 | @ New York    | L 2-1 |
| 5 | Jeff Cunningham | 4/22 | vs. Seattle   | D 2-2 |
| 5 | David Ferreira  | 5/1  | @ New England | D 1-1 |
| 5 | Jeff Cunningham | 5/8  | vs. D.C.      | W 1-0 |

## SHOTS ON GOAL

|   |                |      |                 |       |
|---|----------------|------|-----------------|-------|
| 3 | David Ferreira | 4/17 | @ New York      | L 2-1 |
| 3 | Atiba Harris   | 5/1  | @ New England   | D 1-1 |
| 3 | Brek Shea      | 6/5  | vs. San Jose    | W 2-0 |
| 3 | Brek Shea      | 7/17 | vs. Salt Lake   | W 2-0 |
| 3 | David Ferreira | 9/22 | vs. New England | D 2-2 |

## FOULS COMMITTED

|   |                  |       |                |       |
|---|------------------|-------|----------------|-------|
| 7 | Atiba Harris     | 9/25  | @ Kansas City  | W 3-1 |
| 7 | Daniel Hernandez | 4/17  | @ New York     | L 2-1 |
| 4 | Daniel Hernandez | 8/21  | vs. Chivas USA | W 1-0 |
| 4 | Atiba Harris     | 8/28  | @ Columbus     | D 1-1 |
| 4 | Jackson          | 10/24 | @ Los Angeles  | L 2-1 |

## FOULS SUFFERED

|   |                |       |                 |       |
|---|----------------|-------|-----------------|-------|
| 6 | David Ferreira | 5/5   | @ Houston       | W 1-0 |
| 6 | David Ferreira | 8/21  | vs. Chivas USA  | W 1-0 |
| 4 | David Ferreira | 3/27  | vs. Houston     | D 1-1 |
| 4 | David Ferreira | 4/17  | @ New York      | L 2-1 |
| 4 | Jair Benitez   | 4/22  | vs. Seattle     | D 2-2 |
| 4 | Jair Benitez   | 5/20  | vs. Los Angeles | L 1-0 |
| 4 | David Ferreira | 5/20  | vs. Los Angeles | L 1-0 |
| 4 | Marvin Chavez  | 10/24 | @ Los Angeles   | L 2-1 |

## CORNER KICKS

|   |                |      |                  |       |
|---|----------------|------|------------------|-------|
| 9 | David Ferreira | 8/8  | vs. Philadelphia | W 3-1 |
| 8 | David Ferreira | 6/26 | @ Chivas USA     | W 2-1 |
| 8 | David Ferreira | 7/3  | vs. Kansas City  | W 1-0 |
| 7 | David Ferreira | 7/24 | @ Toronto        | D 1-1 |
| 7 | David Ferreira | 9/11 | @ San Jose       | D 0-0 |

## OFFSIDES

|   |                  |      |                 |       |
|---|------------------|------|-----------------|-------|
| 4 | Jeff Cunningham  | 5/8  | vs. D.C.        | W 1-0 |
| 4 | Jeff Cunningham  | 9/4  | vs. Colorado    | D 2-2 |
| 3 | Atiba Harris     | 5/15 | @ Philadelphia  | D 1-1 |
| 3 | Jeff Cunningham  | 5/20 | vs. Los Angeles | L 1-0 |
| 3 | Jeff Cunningham  | 6/5  | vs. San Jose    | W 2-0 |
| 3 | Milton Rodriguez | 7/24 | @ Toronto       | D 1-1 |
| 3 | Milton Rodriguez | 8/21 | vs. Chivas USA  | W 1-0 |

## SAVES

|   |               |      |                |       |
|---|---------------|------|----------------|-------|
| 8 | Dario Sala    | 10/9 | vs. Colorado   | D 2-2 |
| 6 | Kevin Hartman | 5/15 | @ Philadelphia | D 1-1 |
| 6 | Dario Sala    | 9/25 | @ Kansas City  | W 3-1 |

## SHOTS FACED

|    |               |      |                |       |
|----|---------------|------|----------------|-------|
| 11 | Dario Sala    | 10/9 | vs. Colorado   | D 2-2 |
| 7  | Kevin Hartman | 5/15 | @ Philadelphia | D 1-1 |
| 7  | Dario Sala    | 9/25 | @ Kansas City  | W 3-1 |

## GOALS ALLOWED

|   |               |  |              |       |
|---|---------------|--|--------------|-------|
| 2 | Dario Sala    | 7 times (4/17, 4/22, 9/16, 9/22, 10/9, 10/16, 10/24) |              |       |
| 2 | Kevin Hartman | 4/10   | vs. Columbus | D 2-2 |

## TEAM HIGHS

### GOALS

|   |      |                  |       |
|---|------|------------------|-------|
| 3 | 8/8  | vs. Philadelphia | W 3-1 |
| 3 | 8/14 | @ D.C.           | W 3-1 |
| 3 | 9/25 | @ Kansas City    | W 3-1 |
| 3 | 10/2 | vs. Chicago      | W 3-0 |

### ASSISTS

|   |      |                  |       |
|---|------|------------------|-------|
| 4 | 8/14 | @ D.C.           | W 3-1 |
| 4 | 9/25 | @ Kansas City    | W 3-1 |
| 3 | 8/8  | vs. Philadelphia | W 3-1 |

### SHOTS

|    |      |                  |       |
|----|------|------------------|-------|
| 23 | 9/22 | vs. New England  | D 2-2 |
| 22 | 5/1  | @ New England    | D 1-1 |
| 20 | 4/10 | vs. Columbus     | D 2-2 |
| 20 | 8/8  | vs. Philadelphia | W 3-1 |

### SHOTS ON GOAL

|    |      |                  |       |
|----|------|------------------|-------|
| 11 | 5/1  | @ New England    | D 1-1 |
| 8  | 4/10 | vs. Columbus     | D 2-2 |
| 8  | 4/17 | @ New York       | L 2-1 |
| 8  | 7/3  | vs. Kansas City  | W 1-0 |
| 8  | 8/8  | vs. Philadelphia | W 3-1 |

### FOULS COMMITTED

|    |      |               |       |
|----|------|---------------|-------|
| 18 | 9/25 | @ Kansas City | W 3-1 |
| 17 | 7/17 | @ Salt Lake   | W 2-0 |
| 16 | 4/22 | vs. Seattle   | D 2-2 |
| 16 | 7/11 | @ Seattle     | D 1-1 |

### FOULS SUFFERED

|    |      |              |       |
|----|------|--------------|-------|
| 19 | 4/22 | vs. Seattle  | D 2-2 |
| 17 | 10/9 | vs. Colorado | D 2-2 |
| 16 | 3/27 | vs. Houston  | D 1-1 |
| 16 | 4/17 | @ New York   | L 2-1 |

### CORNER KICKS

|   |     |                  |       |
|---|-----|------------------|-------|
| 9 | 5/1 | @ New England    | D 1-1 |
| 9 | 7/3 | vs. Kansas City  | W 1-0 |
| 9 | 8/8 | vs. Philadelphia | W 3-1 |

### OFFSIDES

|   |      |                |       |
|---|------|----------------|-------|
| 7 | 5/15 | @ Philadelphia | D 1-1 |
| 7 | 9/4  | vs. Toronto    | W 1-0 |
| 6 | 6/5  | vs. San Jose   | W 2-0 |

### SAVES

|   |      |                |       |
|---|------|----------------|-------|
| 8 | 10/9 | vs. Colorado   | D 2-2 |
| 6 | 5/15 | @ Philadelphia | D 1-1 |
| 6 | 9/25 | @ Kansas City  | W 3-1 |

### SHOTS FACED

|    |      |                |       |
|----|------|----------------|-------|
| 11 | 10/9 | vs. Colorado   | D 2-2 |
| 7  | 5/15 | @ Philadelphia | D 1-1 |
| 7  | 9/25 | @ Kansas City  | W 3-1 |

### GOALS ALLOWED

|   |       |                 |       |
|---|-------|-----------------|-------|
| 2 | 4/10  | vs. Columbus    | D 2-2 |
| 2 | 4/17  | @ New York      | L 2-1 |
| 2 | 4/22  | vs. Seattle     | D 2-2 |
| 2 | 9/16  | vs. New York    | D 2-2 |
| 2 | 9/22  | vs. New England | D 2-2 |
| 2 | 10/9  | vs. Colorado    | D 2-2 |
| 2 | 10/16 | @ Salt Lake     | L 2-0 |
| 2 | 10/24 | @ Los Angeles   | L 2-1 |

## TEAM LOWS

### GOALS

|   |      |                  |       |
|---|------|------------------|-------|
| 3 | 8/8  | vs. Philadelphia | W 3-1 |
| 3 | 8/14 | @ D.C.           | W 3-1 |
| 3 | 9/25 | @ Kansas City    | W 3-1 |
| 3 | 10/2 | vs. Chicago      | W 3-0 |

### ASSISTS

|   |       |                 |       |
|---|-------|-----------------|-------|
| 0 | 4/10  | vs. Columbus    | D 2-2 |
| 0 | 4/22  | vs. Seattle     | D 2-2 |
| 0 | 5/20  | vs. Los Angeles | L 1-0 |
| 0 | 5/27  | @ Chicago       | D 1-1 |
| 0 | 6/26  | @ Chivas USA    | W 2-1 |
| 0 | 7/3   | vs. Kansas City | W 1-0 |
| 0 | 7/31  | @ Colorado      | D 1-1 |
| 0 | 8/28  | @ Columbus      | D 0-0 |
| 0 | 9/11  | @ San Jose      | D 0-0 |
| 0 | 10/16 | @ Salt Lake     | L 2-0 |

### SHOTS

|   |       |              |       |
|---|-------|--------------|-------|
| 5 | 10/16 | @ Salt Lake  | L 2-0 |
| 6 | 8/14  | @ D.C.       | W 3-1 |
| 6 | 9/16  | vs. New York | D 2-2 |

### SHOTS ON GOAL

|   |      |             |       |
|---|------|-------------|-------|
| 1 | 9/11 | @ San Jose  | D 0-0 |
| 2 | 3/27 | vs. Houston | D 1-1 |
| 2 | 5/27 | @ Chicago   | D 1-1 |
| 2 | 7/31 | @ Colorado  | D 1-1 |

### FOULS COMMITTED

|   |       |                 |       |
|---|-------|-----------------|-------|
| 6 | 9/4   | vs. Toronto     | W 1-0 |
| 7 | 9/16  | vs. New York    | D 2-2 |
| 7 | 9/22  | vs. New England | D 2-2 |
| 7 | 10/16 | @ Salt Lake     | L 2-0 |

### FOULS SUFFERED

|   |      |                  |       |
|---|------|------------------|-------|
| 6 | 6/5  | vs. San Jose     | W 2-0 |
| 8 | 7/24 | @ Toronto        | D 1-1 |
| 8 | 7/31 | @ Colorado       | D 1-1 |
| 8 | 8/8  | vs. Philadelphia | W 3-1 |
| 8 | 9/22 | vs. New England  | D 2-2 |
| 8 | 9/25 | @ Kansas City    | W 3-1 |

### CORNER KICKS

|   |      |                |       |
|---|------|----------------|-------|
| 1 | 3/27 | vs. Houston    | D 1-1 |
| 1 | 5/15 | @ Philadelphia | D 1-1 |
| 1 | 8/28 | @ Columbus     | D 0-0 |
| 1 | 9/4  | vs. Toronto    | W 1-0 |

### OFFSIDES

|   |      |                 |       |
|---|------|-----------------|-------|
| 0 | 4/10 | vs. Columbus    | D 2-2 |
| 0 | 7/17 | vs. Salt Lake   | W 2-0 |
| 0 | 7/31 | @ Colorado      | D 1-1 |
| 0 | 9/22 | vs. New England | D 2-2 |

### SAVES

|   |       |                 |       |
|---|-------|-----------------|-------|
| 1 | 10/16 | @ Salt Lake     | L 2-0 |
| 2 | 3/27  | vs. Houston     | D 1-1 |
| 2 | 4/10  | vs. Columbus    | D 2-2 |
| 2 | 4/17  | @ New York      | L 2-1 |
| 2 | 4/22  | vs. Seattle     | D 2-2 |
| 2 | 5/20  | vs. Los Angeles | L 2-1 |
| 2 | 5/27  | @ Chicago       | D 1-1 |
| 2 | 6/5   | vs. San Jose    | W 2-0 |
| 2 | 6/26  | @ Chivas USA    | W 2-1 |
| 2 | 7/17  | vs. Salt Lake   | W 2-0 |
| 2 | 8/28  | @ Columbus      | D 0-0 |
| 2 | 9/4   | vs. Toronto     | W 1-0 |
| 2 | 9/11  | @ San Jose      | D 0-0 |
| 2 | 9/22  | vs. New England | D 2-2 |
| 2 | 10/2  | vs. Chicago     | W 3-0 |

### SHOTS FACED

|   |      |              |       |
|---|------|--------------|-------|
| 2 | 6/5  | vs. San Jose | W 2-0 |
| 2 | 9/11 | @ San Jose   | D 0-0 |
| 2 | 10/2 | vs. Chicago  | W 3-0 |

### GOALS ALLOWED


|   |      |                |       |
|---|------|----------------|-------|
| 0 | 5/5  | @ Houston      | W 1-0 |
| 0 | 5/8  | vs. D.C.       | W 1-0 |
| 0 | 6/5  | vs. San Jose   | W 2-0 |
| 0 | 7/3  | Kansas City    | W 1-0 |
| 0 | 7/17 | vs. Salt Lake  | W 2-0 |
| 0 | 8/21 | vs. Chivas USA | W 1-0 |
| 0 | 8/28 | @ Columbus     | D 0-0 |
| 0 | 9/4  | vs. Toronto    | W 1-0 |
| 0 | 9/11 | @ San Jose     | D 0-0 |
| 0 | 10/2 | vs. Chicago    | W 3-0 |



# 2010 FC Dallas Line-ups

# 2010 FC Dallas Team Highs and Lows

|  |   |  |  |  |  |  |  |   |
|--|---|--|--|--|--|--|--|---|
| at HOUSTON<br>March 27, 2010 (Tie 1-1)<br>GK Dario Sala<br>D Jair Benitez<br>D Kyle Davies (Alexander 55)<br>D George John<br>D Heath Pearce<br>M Atiba Harris<br>M Daniel Hernandez<br>M Dax McCarty (Guarda 92+)<br>M Brek Shea (Avila 69)<br>F Jeff Cunningham<br>F David Ferreira  | vs COLUMBUS<br>April 10, 2010 (Tie 2-2)<br>GK Kevin Hartman<br>D Zach Loyd<br>D Ugo Ihemelu<br>D George John<br>D Heath Pearce<br>M Jair Benitez (Avila 75)<br>M Daniel Hernandez<br>M Atiba Harris<br>M Dax McCarty<br>M Dax McCarty<br>F Jeff Cunningham<br>F David Ferreira                | at NEW YORK<br>April 17, 2010 (Loss 2-1)<br>GK Dario Sala<br>D Jair Benitez<br>D Ugo Ihemelu<br>D George John<br>D Daniel Hernandez<br>D Zach Loyd<br>M Atiba Harris<br>M David Ferreira<br>M Dax McCarty (Alexander 81)<br>M Heath Pearce (Avila 69)<br>F Jeff Cunningham               | vs SEATTLE<br>April 22, 2010 (Tie 2-2)<br>GK Dario Sala<br>D Jair Benitez (Shea 73)<br>D Ugo Ihemelu<br>D George John<br>D Zach Loyd (Yeisley 81)<br>M Atiba Harris<br>M Daniel Hernandez<br>M David Ferreira<br>M Dax McCarty (Avila 64)<br>M Heath Pearce<br>F Jeff Cunningham       | at COLUMBUS<br>Aug. 28, 2010 (Tie 0-0)<br>GK Kevin Hartman<br>D Jair Benitez (Jackson 72)<br>D Zach Loyd<br>D George John<br>D Heath Pearce<br>M Atiba Harris<br>M Daniel Hernandez<br>M Atiba Harris<br>M Eric Alexander (Avila 62)<br>F Rodriguez (Cunningham 61)<br>F David Ferreira                  | vs TORONTO FC<br>Sept 4, 2010 (Win 1-0)<br>GK Kevin Hartman<br>D Jair Benitez<br>D Zach Loyd<br>D George John (Guarda 54)<br>D Heath Pearce<br>M Brek Shea<br>M Marvin Chavez (Avila 69)<br>M Jackson<br>M Eric Alexander<br>F Jeff Cunningham (Luna 82)<br>F David Ferreira                               | at SAN JOSE<br>Sept 11, 2010 (Tie 0-0)<br>GK Kevin Hartman<br>D Jair Benitez<br>D Zach Loyd<br>D Jackson (Davies 69)<br>D Heath Pearce<br>M Brek Shea<br>M Eric Alexander<br>M Daniel Hernandez<br>M Atiba Harris (Chavez 62)<br>F Jeff Cunningham (Luna 83)<br>F David Ferreira           | vs NEW YORK<br>Sept 16, 2010 (Tie 2-2)<br>GK Hartman (Sala 46+)<br>D Jair Benitez<br>D Zach Loyd<br>D Jackson<br>D Heath Pearce<br>M Brek Shea<br>M Eric Alexander<br>M Hernandez (McCarty 28)<br>M Atiba Harris<br>F Rodriguez (Chavez 75)<br>F David Ferreira                                      | vs NEW ENGLAND<br>Sept 22, 2010 (Tie 2-2)<br>GK Dario Sala<br>D Jair Benitez<br>D Zach Loyd<br>D Jackson<br>D Heath Pearce<br>M Marvin Chavez (Luna 64)<br>M Eric Alexander (Avila 70)<br>M Dax McCarty<br>M Atiba Harris<br>F Rodriguez (Cunningham 61)<br>F David Ferreira    |
| at NEW ENGLAND<br>May 1, 2010 (Tie 1-1)<br>GK Dario Sala<br>D Jair Benitez<br>D Ugo Ihemelu<br>D George John<br>D Heath Pearce (Yeisley 75)<br>M Atiba Harris<br>M Daniel Hernandez<br>M Dax McCarty<br>M Brek Shea<br>F Jeff Cunningham<br>F David Ferreira                           | at HOUSTON<br>May 5, 2010 (Win 1-0)<br>GK Kevin Hartman<br>D Jair Benitez<br>D Ugo Ihemelu<br>D George John<br>D - Zach Loyd (Avila 48+)(Wallace 75)<br>D Heath Pearce<br>M Atiba Harris<br>M Daniel Hernandez<br>M Dax McCarty<br>M Brek Shea (Yeisley 89)<br>F David Ferreira               | vs D.C. UNITED<br>May 8, 2010 (Win 1-0)<br>GK Kevin Hartman<br>D Zach Loyd<br>D Ugo Ihemelu<br>D George John<br>D Heath Pearce<br>M Brek Shea (Avila 60)<br>M Daniel Hernandez<br>M Atiba Harris<br>M Dax McCarty<br>F Jeff Cunningham (Yeisley 85)<br>F David Ferreira                  | at PHILADELPHIA<br>May 15, 2010 (Tie 1-1)<br>GK Kevin Hartman<br>D Ugo Ihemelu<br>D George John<br>D Heath Pearce<br>D Zach Loyd<br>M David Ferreira<br>M Atiba Harris<br>M Daniel Hernandez<br>M Dax McCarty<br>M Brek Shea (Avila 79)<br>F - Cunningham (Chavez 63) (Wallace 93+)    | at KANSAS CITY<br>Sept. 25, 2010 (Win 3-1)<br>GK Dario Sala<br>D Jair Benitez (Edward 85)<br>D Zach Loyd<br>D Kyle Davies<br>D Heath Pearce<br>M Chavez (McCarty 37)<br>M Eric Alexander<br>M Jackson<br>M Atiba Harris<br>F Rodriguez (Cunningham 45)<br>F David Ferreira                               | vs. CHICAGO<br>Oct. 2, 2010 (Win 3-0)<br>GK Dario Sala<br>D Jair Benitez<br>D Zach Loyd<br>D Jackson<br>D Heath Pearce<br>M Marvin Chavez (Shea 69)<br>M Eric Alexander<br>M Dax McCarty (Avila 75)<br>M Atiba Harris<br>F Rodriguez (Cunningham 57)<br>F David Ferreira                                   | vs. COLORADO<br>Oct. 9, 2010 (Tie 2-2)<br>GK Dario Sala<br>D Jair Benitez<br>D Zach Loyd<br>D George John (McCarty 46+)<br>D Heath Pearce<br>M Marvin Chavez (Shea 60)<br>M Eric Alexander<br>M Jackson<br>M Atiba Harris<br>F Rodriguez (Cunningham 72)<br>F David Ferreira               | at SALT LAKE<br>Oct. 16, 2010 (Loss 2-0)<br>GK Dario Sala<br>D Jair Benitez<br>D Ugo Ihemelu (Luna 83)<br>D George John<br>D Heath Pearce<br>M Marvin Chavez<br>M Dax McCarty (Harris 71)<br>M Jackson<br>M Daniel Hernandez<br>F Rodriguez (Cunningham 46)<br>F David Ferreira                      | at LOS ANGELES<br>Oct. 24, 2010 (Loss 2-1)<br>GK Dario Sala<br>D Jair Benitez<br>D Zach Loyd<br>D George John<br>D Jackson (Ihemelu 75)<br>M Marvin Chavez<br>M Dax McCarty<br>M Eric Alexander (Avila 60)<br>M Atiba Harris<br>F Jeff Cunningham (Shea 67)<br>F David Ferreira |
| vs L.A. GALAXY<br>May 20, 2010 (Loss 1-0)<br>GK Kevin Hartman<br>D Jair Benitez<br>D Ugo Ihemelu<br>D George John<br>D Zach Loyd (Leyva 77)<br>M Dax McCarty<br>M Daniel Hernandez<br>M Atiba Harris<br>M Brek Shea (Chavez 72)<br>F Jeff Cunningham (Avila 63)<br>F David Ferreira    | at CHICAGO<br>May 27, 2010 (Tie 1-1)<br>GK Kevin Hartman<br>D Zach Loyd<br>D Ugo Ihemelu<br>D George John<br>D Jair Benitez<br>M Brek Shea (Yeisley 81)<br>M Daniel Hernandez<br>M David Ferreira<br>M Dax McCarty (Guarda 60)<br>F Jeff Cunningham (Pearce 70)<br>F Atiba Harris             | vs SAN JOSE<br>June 5, 2010 (Win 2-0)<br>GK Kevin Hartman<br>D Jair Benitez<br>D Ugo Ihemelu<br>D George John<br>D Heath Pearce<br>M Bruno Guarda (Avila 46)<br>M Daniel Hernandez<br>M Atiba Harris (Alexander 87)<br>M Brek Shea<br>F Jeff Cunningham (Chavez 70)<br>F David Ferreira  | at CHIVAS USA<br>June 26, 2010 (Win 2-1)<br>GK Kevin Hartman<br>D Jair Benitez<br>D Ugo Ihemelu<br>D George John<br>D Heath Pearce<br>M Brek Shea<br>M Daniel Hernandez<br>M Marvin Chavez (Avila 69)<br>M Dax McCarty (Guarda 59)<br>F Atiba Harris<br>F David Ferreira (Loyd 89)     | MLS CUP Playoffs<br>vs. REAL SALT LAKE<br>Oct. 30, 2010 (Win 2-1)<br>GK Kevin Hartman<br>D Jair Benitez (Avila 87)<br>D Jackson<br>D Zach Loyd<br>D Ugo Ihemelu<br>M Marvin Chavez (Shea 69)<br>M Dax McCarty<br>M Daniel Hernandez<br>M Atiba Harris<br>F Rodriguez (Cunningham 32)<br>F David Ferreira | MLS CUP Playoffs<br>at REAL SALT LAKE<br>Nov. 06, 2010 (Tie 1-1)<br>GK Kevin Hartman<br>D Jair Benitez<br>D Jackson (Alexander 88)<br>D George John<br>D Ugo Ihemelu<br>M Marvin Chavez (Loyd 61)<br>M David Ferreira<br>M Daniel Hernandez<br>M Dax McCarty<br>F Brek Shea<br>F Jeff Cunningham (Luna 77) | MLS CUP Playoffs<br>at LOS ANGELES<br>Nov. 14, 2010 (Win 3-0)<br>GK Kevin Hartman<br>D Jair Benitez<br>D Jackson<br>D George John<br>D Ugo Ihemelu<br>M Marvin Chavez (Loyd 74)<br>M David Ferreira<br>M Daniel Hernandez<br>M Dax McCarty (Alexander 87)<br>F Brek Shea<br>F Atiba Harris | MLS CUP FINAL<br>at Toronto<br>Nov. 21, 2010 (Loss 2-1 OT)<br>GK Kevin Hartman<br>D Jair Benitez<br>D Jackson (Loyd 34)<br>D George John<br>D Ugo Ihemelu<br>M Marvin Chavez (Avila 105)<br>M Dax McCarty<br>M Daniel Hernandez<br>M Brek Shea (Cunningham 64)<br>F David Ferreira<br>F Atiba Harris |   |
| vs KANSAS CITY<br>July 3, 2010 (Win 1-0)<br>GK Kevin Hartman<br>D Ugo Ihemelu<br>D George John<br>D Heath Pearce<br>D Jair Benitez (Loyd 76)<br>M Marvin Chavez (Cunningham 64)<br>M Daniel Hernandez<br>M Dax McCarty<br>M Brek Shea (Avila 70)<br>F David Ferreira<br>F Atiba Harris | at SEATTLE<br>July 11, 2010 (Tie 1-1)<br>GK Kevin Hartman<br>D Jair Benitez (Loyd 80)<br>D Ugo Ihemelu<br>D George John<br>D Heath Pearce<br>M Heath Pearce<br>M Brek Shea<br>M Daniel Hernandez<br>M Marvin Chavez (Cunningham 64)<br>M Dax McCarty<br>F Atiba Harris<br>F David Ferreira    | vs SALT LAKE<br>July 17, 2010 (Win 2-0)<br>GK Kevin Hartman<br>D Jair Benitez<br>D Ugo Ihemelu<br>D George John<br>D Heath Pearce<br>M Brek Shea<br>M Daniel Hernandez<br>M Atiba Harris<br>M Dax McCarty (Cunningham 46)<br>F Milton Rodriguez (Guarda 72)<br>F David Ferreira          | at TORONTO<br>July 24, 2010 (Tie 1-1)<br>GK Kevin Hartman<br>D Jair Benitez<br>D Ugo Ihemelu<br>D George John (Loyd 59)<br>D Heath Pearce<br>M Bruno Guarda (Alexander 46)<br>M Daniel Hernandez<br>M Atiba Harris<br>M Brek Shea<br>F Rodriguez (Cunningham 81)<br>F David Ferreira   |    |  |  |  |   |
| at COLORADO<br>July 31, 2010 (Tie 1-1)<br>GK Kevin Hartman<br>D Jair Benitez<br>D Ugo Ihemelu<br>D George John<br>D Heath Pearce<br>M Brek Shea<br>M Daniel Hernandez<br>M Atiba Harris (Chavez 55)<br>M Eric Alexander (Guarda 79)<br>F Rodriguez (Cunningham 65)<br>F David Ferreira | vs PHILADELPHIA<br>Aug. 8, 2010 (Win 3-1)<br>GK Kevin Hartman<br>D Jair Benitez<br>D Ugo Ihemelu (Loyd 20)<br>D George John<br>D Heath Pearce<br>M Brek Shea<br>M Daniel Hernandez<br>M Atiba Harris<br>M Eric Avila (Cunningham 46)<br>F Milton Rodriguez (Alexander 77)<br>F David Ferreira | at D.C. UNITED<br>Aug. 14, 2010 (Win 3-1)<br>GK Kevin Hartman<br>D Jair Benitez<br>D Zach Loyd<br>D George John<br>D Heath Pearce<br>M Brek Shea (Jackson 82)<br>M Daniel Hernandez<br>M Atiba Harris<br>M Eric Alexander (Guarda 74)<br>F Rodriguez (Cunningham 65)<br>F David Ferreira | vs CHIVAS USA<br>Aug. 21, 2010 (Win 1-0)<br>GK Kevin Hartman<br>D Jair Benitez<br>D Zach Loyd<br>D George John<br>D Heath Pearce<br>M Brek Shea (Jackson 85)<br>M Daniel Hernandez<br>M Atiba Harris<br>M Eric Alexander (Avila 64)<br>F Rodriguez (Cunningham 58)<br>F David Ferreira |  |  |  |  |   |





# 2010 MLS Leaders

## GOALS

| PLAYER                 | TEAM       | GP        | GOALS     |
|------------------------|------------|-----------|-----------|
| Chris Wondolowski      | SJ         | 28        | 18        |
| Edson Buddle           | LA         | 25        | 17        |
| Dwayne De Rosario      | TOR        | 27        | 15        |
| Omar Cummings          | COL        | 29        | 14        |
| Sebastien Le Toux      | PHI        | 28        | 14        |
| Juan Pablo Angel       | NY         | 30        | 13        |
| Conor Casey            | COL        | 27        | 13        |
| Alvaro Saborio         | RSL        | 27        | 12        |
| <b>Jeff Cunningham</b> | <b>DAL</b> | <b>27</b> | <b>11</b> |
| Kei Kamara             | KC         | 29        | 10        |
| Fredy Montero          | SEA        | 29        | 10        |
| Steve Zakuani          | SEA        | 29        | 10        |

## GOALKEEPING LEADERS

| PLAYER               | TEAM       | GP                  | MIN         | SHTS      | SVS       | GA        | GAA         | W-L-T         | SHO      |
|----------------------|------------|---------------------|-------------|-----------|-----------|-----------|-------------|---------------|----------|
| <b>Kevin Hartman</b> | <b>DAL</b> | <b>20</b>           | <b>1755</b> | <b>68</b> | <b>56</b> | <b>12</b> | <b>0.62</b> | <b>10-1-8</b> | <b>9</b> |
| Nick Rimando         | RSL        | 27                  | 2430        | 96        | 78        | 18        | 0.67        | 15-4-8        | 14       |
| Donovan Ricketts     | LA         | 29                  | 2610        | 105       | 79        | 26        | 0.90        | 18-7-4        | 11       |
| Bounaoundou          | NY         | 27                  | 2430        | 133       | 105       | 28        | 1.04        | 14-8-5        | 11       |
| Jon Busch            | SJ         | 18                  | 1620        | 100       | 81        | 19        | 1.06        | 7-6-5         | 7        |
| William Hesmer       | CLB        | 30                  | 2695        | 117       | 84        | 33        | 1.10        | 14-8-8        | 11       |
| Matt Pickens         | COL        | 29                  | 2610        | 120       | 88        | 32        | 1.10        | 11-8-10       | 7        |
| Kasey Keller         | SEA        | 30                  | 2655        | 116       | 82        | 34        | 1.15        | 14-10-5       | 11       |
| Joe Cannon           | SJ         | 12                  | 1080        | 52        | 38        | 14        | 1.17        | 6-4-2         | 6        |
| Jimmy Nielsen        | KC         | 29                  | 2610        | 114       | 80        | 34        | 1.17        | 10-13-6       | 10       |
| Andrew Dykstra       | CHI        | 17                  | 1530        | 76        | 55        | 21        | 1.24        | 5-6-6         | 5        |
| Sean Johnson         | CHI        | 13                  | 1170        | 69        | 52        | 17        | 1.31        | 4-6-3         | 3        |
| Stefan Frei          | TOR        | 28                  | 2520        | 145       | 108       | 37        | 1.32        | 8-13-7        | 8        |
| Zach Thornton        | CHV        | 23                  | 2015        | 96        | 63        | 33        | 1.47        | 6-12-3        | 6        |
| Troy Perkins         | DC         | 22                  | 1980        | 109       | 72        | 37        | 1.68        | 3-15-4        | 5        |
| Pat Onstad           | HOU        | 23                  | 2070        | 89        | 49        | 40        | 1.74        | 6-12-5        | 4        |
| Matt Reis            | NE         | 14                  | 1260        | 76        | 51        | 25        | 1.79        | 4-7-3         | 3        |
| Chris Seitz          | PHI        | 23                  | 2047        | 109       | 68        | 41        | 1.80        | 5-12-6        | 0        |
| Minimum:             |            | 1000 minutes played |             |           |           |           |             |               |          |

## GOAL-SCORING TOTALS

| TEAM                   | OVERALL RECORD | GOALS FOR TOTAL | AVG  | GOALS AGAINST TOTAL | AVG         |
|------------------------|----------------|-----------------|------|---------------------|-------------|
| Real Salt Lake         | 15-4-11        | 45              | 1.50 | 20                  | 0.67 (1st)  |
| Colorado Rapids        | 12-8-10        | 44              | 1.47 | 32                  | 1.07 (5th)  |
| Los Angeles Galaxy     | 18-7-5         | 44              | 1.47 | 26                  | 0.87 (2d)   |
| FC Dallas              | 12-4-14        | 42              | 1.40 | 28                  | 0.93 (3d)   |
| Columbus Crew          | 14-8-8         | 40              | 1.33 | 34                  | 1.13 (7th)  |
| Houston Dynamo         | 9-15-6         | 40              | 1.33 | 49                  | 1.63 (14th) |
| Seattle Sounders FC    | 14-10-6        | 39              | 1.30 | 35                  | 1.17 (8th)  |
| New York Red Bulls     | 15-9-6         | 38              | 1.27 | 29                  | 0.97 (4th)  |
| Chicago Fire           | 9-12-9         | 37              | 1.23 | 38                  | 1.27 (10th) |
| Kansas City Wizards    | 11-13-6        | 36              | 1.20 | 35                  | 1.17 (8th)  |
| Philadelphia Union     | 8-15-7         | 35              | 1.17 | 49                  | 1.63 (14th) |
| San Jose Earthquakes   | 13-10-7        | 34              | 1.13 | 33                  | 1.10 (6th)  |
| Toronto FC             | 9-13-8         | 33              | 1.10 | 41                  | 1.37 (11th) |
| New England Revolution | 9-16-5         | 32              | 1.07 | 50                  | 1.67 (16th) |
| Chivas USA             | 8-18-4         | 31              | 1.03 | 45                  | 1.50 (12th) |
| D.C. United            | 6-20-4         | 21              | 0.70 | 47                  | 1.57 (13th) |

## ASSISTS

| PLAYER                | TEAM       | GP        | ASTS      |
|-----------------------|------------|-----------|-----------|
| Landon Donovan        | LA         | 24        | 16        |
| <b>David Ferreira</b> | <b>DAL</b> | <b>30</b> | <b>13</b> |
| Brad Davis            | HOU        | 27        | 12        |
| Sebastien Le Toux     | PHI        | 28        | 11        |
| Bobby Convey          | SJ         | 28        | 10        |
| Freddie Ljungberg     | CHI*       | 30        | 10        |
| Fredy Montero         | SEA        | 29        | 10        |
| Patrick Nyarko        | CHI        | 27        | 10        |
| Javier Morales        | RSL        | 26        | 9         |
| 4 players tied with   |            | 8         |           |



## SHOTS

| PLAYER                     | TEAM | GP | SHOTS |
|----------------------------|------|----|-------|
| Juan Pablo Angel           | NY   | 30 | 98    |
| Edson Buddle               | LA   | 25 | 96    |
| Kei Kamara                 | KC   | 29 | 91    |
| Fredy Montero              | SEA  | 29 | 91    |
| Sebastien Le Toux          | PHI  | 28 | 90    |
| Omar Cummings              | COL  | 29 | 76    |
| Dwayne De Rosario          | TOR  | 27 | 72    |
| Conor Casey                | COL  | 27 | 69    |
| Chris Wondolowski          | SJ   | 28 | 68    |
| Guillermo Barros Schelotto | CLB  | 29 | 62    |
| Justin Braun               | CHV  | 28 | 62    |

## SHOTS ON GOAL

| PLAYER                     | TEAM | GP | SOG |
|----------------------------|------|----|-----|
| Sebastien Le Toux          | PHI  | 28 | 48  |
| Edson Buddle               | LA   | 25 | 43  |
| Juan Pablo Angel           | NY   | 30 | 40  |
| Omar Cummings              | COL  | 29 | 37  |
| Dwayne De Rosario          | TOR  | 27 | 36  |
| Chris Wondolowski          | SJ   | 28 | 36  |
| Fredy Montero              | SEA  | 29 | 34  |
| Kei Kamara                 | KC   | 29 | 33  |
| Conor Casey                | COL  | 27 | 28  |
| Davy Arnaud                | KC   | 27 | 27  |
| Guillermo Barros Schelotto | CLB  | 29 | 27  |

## GAME-WINNING GOALS

| PLAYER                     | TEAM | GP | GWG |
|----------------------------|------|----|-----|
| Chris Wondolowski          | SJ   | 28 | 9   |
| Edson Buddle               | LA   | 25 | 7   |
| Dwayne De Rosario          | TOR  | 27 | 5   |
| Alvaro Saborio             | RSL  | 27 | 5   |
| Guillermo Barros Schelotto | CLB  | 29 | 4   |
| Kei Kamara                 | KC   | 29 | 4   |
| Fredy Montero              | SEA  | 29 | 4   |
| Emilio Renteria            | CLB  | 19 | 4   |
| Dane Richards              | NY   | 25 | 4   |
| 11 players tied with       | 3    |    |     |

## GAME-WINNING ASSISTS

| PLAYER                | TEAM       | GP        | GWA      |
|-----------------------|------------|-----------|----------|
| Bobby Convey          | SJ         | 28        | 5        |
| Landon Donovan        | LA         | 24        | 5        |
| <b>David Ferreira</b> | <b>DAL</b> | <b>30</b> | <b>5</b> |
| Sebastien Le Toux     | PHI        | 28        | 4        |
| Fredy Montero         | SEA        | 29        | 4        |
| Steve Zakuani         | SEA        | 29        | 4        |
| 13 players tied with  | 3          |           |          |

## HAT TRICKS

| PLAYER            | TEAM | GP | HATS |
|-------------------|------|----|------|
| Chris Wondolowski | SJ   | 28 | 2    |
| Brian Ching       | HOU  | 20 | 1    |
| Birahim Diop      | KC   | 14 | 1    |
| Sebastien Le Toux | PHI  | 28 | 1    |
| Blaise Nkufo      | SEA  | 11 | 1    |
| Zack Schilawski   | NE   | 25 | 1    |

## MULTI-GOAL GAMES

| PLAYER            | TEAM | GP | GAMES |
|-------------------|------|----|-------|
| Edson Buddle      | LA   | 25 | 4     |
| Dwayne De Rosario | TOR  | 27 | 4     |
| Juan Pablo Angel  | NY   | 30 | 3     |
| Alvaro Saborio    | RSL  | 27 | 3     |
| Chris Wondolowski | SJ   | 28 | 3     |
| Danny Allsopp     | DC   | 23 | 2     |
| Omar Cummings     | COL  | 29 | 2     |
| Jeff Cunningham   | DAL  | 27 | 2     |
| Birahim Diop      | KC   | 14 | 2     |
| Landon Donovan    | LA   | 24 | 2     |
| Javier Morales    | RSL  | 26 | 2     |



# 2010 MLS Leaders

## FOULS COMMITTED

| PLAYER                  | TEAM       | GP        | FC        |
|-------------------------|------------|-----------|-----------|
| Conor Casey             | COL        | 27        | 52        |
| <b>Atiba Harris</b>     | <b>DAL</b> | <b>29</b> | <b>51</b> |
| <b>Daniel Hernandez</b> | <b>DAL</b> | <b>24</b> | <b>49</b> |
| Joel Lindpere           | NY         | 29        | 45        |
| Kei Kamara              | KC         | 29        | 44        |
| Fredy Montero           | SEA        | 29        | 44        |
| Edson Buddie            | LA         | 25        | 43        |
| Tony Tchani             | NY         | 27        | 43        |
| Roger Espinoza          | KC         | 25        | 42        |
| Wilman Conde            | CHI        | 25        | 41        |

## FOULS SUFFERED

| PLAYER                     | TEAM       | GP        | FS        |
|----------------------------|------------|-----------|-----------|
| <b>David Ferreira</b>      | <b>DAL</b> | <b>30</b> | <b>84</b> |
| Javier Morales             | RSL        | 26        | 76        |
| Freddie Ljungberg          | CHI*       | 30        | 73        |
| Fredy Montero              | SEA        | 29        | 60        |
| Eddie Gaven                | CLB        | 28        | 54        |
| Guillermo Barros Schelotto | CLB        | 29        | 53        |
| Alejandro Moreno           | PHI        | 26        | 53        |
| Davy Arnaud                | KC         | 27        | 51        |
| Kei Kamara                 | KC         | 29        | 49        |
| Ryan Smith                 | KC         | 26        | 46        |

## OFFSIDES

| PLAYER                     | TEAM       | GP        | OFF       |
|----------------------------|------------|-----------|-----------|
| Juan Pablo Angel           | NY         | 30        | 50        |
| Dwayne De Rosario          | TOR        | 27        | 41        |
| Dominic Oduro              | HOU        | 27        | 31        |
| Fabian Espindola           | RSL        | 22        | 29        |
| Edson Buddie               | LA         | 25        | 27        |
| <b>Jeff Cunningham</b>     | <b>DAL</b> | <b>27</b> | <b>27</b> |
| Sebastien Le Toux          | PHI        | 28        | 27        |
| Guillermo Barros Schelotto | CLB        | 29        | 25        |
| Omar Cummings              | COL        | 29        | 25        |
| Steven Lenhart             | CLB        | 27        | 25        |

## CORNER KICKS

| PLAYER                     | TEAM | GP | CK  |
|----------------------------|------|----|-----|
| Guillermo Barros Schelotto | CLB  | 29 | 127 |
| Freddie Ljungberg          | CHI* | 30 | 122 |
| Brad Davis                 | HOU  | 27 | 99  |
| David Ferreira             | DAL  | 30 | 99  |
| Marko Perovic              | NE   | 25 | 97  |
| Bobby Convey               | SJ   | 28 | 92  |
| Sebastien Le Toux          | PHI  | 28 | 91  |
| Landon Donovan             | LA   | 24 | 88  |
| Javier Morales             | RSL  | 26 | 80  |
| Santino Quaranta           | DC   | 27 | 80  |

## CAUTIONS

| PLAYER              | TEAM       | GP        | CAUT     |
|---------------------|------------|-----------|----------|
| Wilman Conde        | CHI        | 25        | 10       |
| Conor Casey         | COL        | 27        | 8        |
| Julian de Guzman    | TOR        | 25        | 8        |
| Omar Gonzalez       | LA         | 28        | 8        |
| <b>Atiba Harris</b> | <b>DAL</b> | <b>29</b> | <b>8</b> |
| Adam Moffat         | CLB        | 24        | 8        |
| Jamison Olave       | RSL        | 27        | 8        |
| 6 players tied with |            |           | 7        |

## EJECTIONS

| PLAYER               | TEAM | GP | EJECT |
|----------------------|------|----|-------|
| Davy Arnaud          | KC   | 27 | 3     |
| Joseph Ngwenya       | HOU  | 12 | 2     |
| Danny O'Rourke       | CLB  | 17 | 2     |
| Lovel Palmer         | HOU  | 26 | 2     |
| 45 players tied with |      |    | 1     |



## GAMES PLAYED

| PLAYER                | TEAM       | GP        |
|-----------------------|------------|-----------|
| Juan Pablo Angel      | NY         | 30        |
| Nat Borchers          | RSL        | 30        |
| <b>David Ferreira</b> | <b>DAL</b> | <b>30</b> |
| Jordan Harvey         | PHI        | 30        |
| William Hesmer        | CLB        | 30        |
| Kasey Keller          | SEA        | 30        |
| Jeff Larentowicz      | COL        | 30        |
| Freddie Ljungberg     | CHI*       | 30        |
| Drew Moor             | COL        | 30        |
| Tim Ream              | NY         | 30        |
| Andy Williams         | RSL        | 30        |

## GAMES STARTED

| PLAYER                | TEAM       | GS        |
|-----------------------|------------|-----------|
| Nat Borchers          | RSL        | 30        |
| <b>David Ferreira</b> | <b>DAL</b> | <b>30</b> |
| William Hesmer        | CLB        | 30        |
| Kasey Keller          | SEA        | 30        |
| Drew Moor             | COL        | 30        |
| Tim Ream              | NY         | 30        |
| 11 players tied with  |            | 29        |

## MINUTES PLAYED

| PLAYER                | TEAM       | MIN         |
|-----------------------|------------|-------------|
| William Hesmer        | CLB        | 2700        |
| Drew Moor             | COL        | 2700        |
| Tim Ream              | NY         | 2700        |
| <b>David Ferreira</b> | <b>DAL</b> | <b>2699</b> |
| Nat Borchers          | RSL        | 2673        |
| Kasey Keller          | SEA        | 2655        |
| Jordan Harvey         | PHI        | 2620        |
| Jeff Larentowicz      | COL        | 2617        |
| Jimmy Nielsen         | KC         | 2610        |
| Matt Pickens          | COL        | 2610        |
| Donovan Ricketts      | LA         | 2610        |



# 2010 MLS Leaders

## WINS

| PLAYER               | TEAM       | GP        | WON       |
|----------------------|------------|-----------|-----------|
| Donovan Ricketts     | LA         | 29        | 18        |
| Nick Rimando         | RSL        | 27        | 15        |
| Bouna Coundoul       | NY         | 27        | 14        |
| William Hesmer       | CLB        | 30        | 14        |
| Kasey Keller         | SEA        | 30        | 14        |
| Matt Pickens         | COL        | 29        | 11        |
| <b>Kevin Hartman</b> | <b>DAL</b> | <b>20</b> | <b>10</b> |
| Jimmy Nielsen        | KC         | 29        | 10        |
| Stefan Frei          | TOR        | 28        | 8         |
| Jon Busch            | SJ         | 18        | 7         |

## LOSSES

| PLAYER         | TEAM | GP | LOST |
|----------------|------|----|------|
| Troy Perkins   | DC   | 22 | 15   |
| Stefan Frei    | TOR  | 28 | 13   |
| Jimmy Nielsen  | KC   | 29 | 13   |
| Pat Onstad     | HOU  | 23 | 12   |
| Chris Seitz    | PHI  | 23 | 12   |
| Zach Thornton  | CHV  | 23 | 12   |
| Kasey Keller   | SEA  | 30 | 10   |
| Bouna Coundoul | NY   | 27 | 8    |
| William Hesmer | CLB  | 30 | 8    |
| Matt Pickens   | COL  | 29 | 8    |

## MINUTES PLAYED IN GOAL

| PLAYER           | TEAM | MIN  |
|------------------|------|------|
| William Hesmer   | CLB  | 2695 |
| Kasey Keller     | SEA  | 2655 |
| Jimmy Nielsen    | KC   | 2610 |
| Matt Pickens     | COL  | 2610 |
| Donovan Ricketts | LA   | 2610 |
| Stefan Frei      | TOR  | 2520 |
| Bouna Coundoul   | NY   | 2430 |
| Nick Rimando     | RSL  | 2430 |
| Pat Onstad       | HOU  | 2070 |
| Chris Seitz      | PHI  | 2047 |

## SAVES

| PLAYER           | TEAM | GP | SVS |
|------------------|------|----|-----|
| Stefan Frei      | TOR  | 28 | 108 |
| Bouna Coundoul   | NY   | 27 | 105 |
| Matt Pickens     | COL  | 29 | 88  |
| William Hesmer   | CLB  | 30 | 84  |
| Kasey Keller     | SEA  | 30 | 82  |
| Jon Busch        | SJ   | 18 | 81  |
| Jimmy Nielsen    | KC   | 29 | 80  |
| Donovan Ricketts | LA   | 29 | 79  |
| Nick Rimando     | RSL  | 27 | 78  |
| Troy Perkins     | DC   | 22 | 72  |

## SHUTOUTS

| PLAYER               | TEAM       | GP        | SHO      |
|----------------------|------------|-----------|----------|
| Nick Rimando         | RSL        | 27        | 14       |
| Bouna Coundoul       | NY         | 27        | 11       |
| William Hesmer       | CLB        | 30        | 11       |
| Kasey Keller         | SEA        | 30        | 11       |
| Donovan Ricketts     | LA         | 29        | 11       |
| Jimmy Nielsen        | KC         | 29        | 10       |
| <b>Kevin Hartman</b> | <b>DAL</b> | <b>20</b> | <b>9</b> |
| Stefan Frei          | TOR        | 28        | 8        |
| Jon Busch            | SJ         | 18        | 7        |
| Matt Pickens         | COL        | 29        | 7        |





# 2010 MLS Leaders

## SAVES PERCENTAGE

| PLAYER           | TEAM | SAVES    | SOG | PCT  |
|------------------|------|----------|-----|------|
| Kevin Hartman    | DAL  | 56       | 71  | 78.9 |
| Bounaoundoul     | NY   | 105      | 134 | 78.4 |
| Nick Rimando     | RSL  | 78       | 100 | 78.0 |
| Jon Busch        | SJ   | 81       | 104 | 77.9 |
| Donovan Ricketts | LA   | 79       | 104 | 76.0 |
| Sean Johnson     | CHI  | 52       | 69  | 75.4 |
| Preston Burpo    | NE   | 48       | 65  | 73.8 |
| Matt Pickens     | COL  | 88       | 120 | 73.3 |
| Stefan Frei      | TOR  | 108      | 153 | 70.6 |
| Jimmy Nielsen    | KC   | 80       | 114 | 70.2 |
| Minimum:         |      | 40 saves |     |      |

## LONGEST SHUTOUT STREAKS (MINUTES)

| PLAYER               | MIN | START     | END        |
|----------------------|-----|-----------|------------|
| Nick Rimando, RSL    | 567 | 5/29/2010 | 7/17/2010  |
| Nick Rimando, RSL    | 511 | 8/07/2010 | 10/02/2010 |
| Kevin Hartman, DAL   | 415 | 8/14/2010 | 9/16/2010  |
| Joe Cannon, SJ       | 394 | 4/24/2010 | 5/29/2010  |
| Kasey Keller, SEA    | 379 | 7/25/2010 | 8/28/2010  |
| Donovan Ricketts, LA | 373 | 5/01/2010 | 6/05/2010  |
| Matt Pickens, COL    | 362 | 5/05/2010 | 6/09/2010  |
| Donovan Ricketts, LA | 311 | 3/27/2010 | 4/17/2010  |
| Stefan Frei, TOR     | 295 | 5/08/2010 | 5/29/2010  |
| Kasey Keller, SEA    | 295 | 9/04/2010 | 10/02/2010 |



# 1996-2010 Season Reviews



# 2009 Season (11-13-6, 39 pts)

# 2009 Game-by-game

## Finished Fifth in the Western Conference



### HEAD COACH

Schellas Hyndman: 11-13-6

### PLAYOFFS

None.

### MLS HONORS

Jeff Cunningham: (MLS Golden Boot, MLS Best XI, MLS Scoring Champion with 17 goals and eight assists, MLS Player of the Month for Sept., Four time MLS Player of the Week)

### TEAM HONORS

Jeff Cunningham: MVP, Golden Boot  
Dario Sala: Defender of the Year  
Pablo Ricchetti: Humanitarian of the Year

### 2009 FC DALLAS FINAL STATISTICS

| UNF                | POS | PLAYER              | GP | GS | MIN  | G  | A  | SHT | SOG | FC  | FS  | OFF | CK  | C  | E |
|--------------------|-----|---------------------|----|----|------|----|----|-----|-----|-----|-----|-----|-----|----|---|
| 9                  | F   | Jeff Cunningham     | 28 | 23 | 1918 | 17 | 8  | 71  | 38  | 11  | 18  | 33  | 0   | 2  | 0 |
| 10                 | M-F | David Ferreira      | 30 | 30 | 2692 | 8  | 7  | 51  | 22  | 23  | 58  | 12  | 1   | 3  | 0 |
| 33                 | F   | Kenny Cooper        | 15 | 15 | 1331 | 7  | 1  | 52  | 29  | 15  | 23  | 10  | 0   | 2  | 0 |
| 16                 | M-F | Atiba Harris (TOT)  | 26 | 25 | 2139 | 4  | 7  | 38  | 19  | 55  | 27  | 12  | 0   | 8  | 1 |
| 16                 | M-F | Atiba Harris (DAL)  | 12 | 12 | 1064 | 2  | 5  | 20  | 10  | 16  | 11  | 5   | 0   | 4  | 0 |
| 7                  | M   | Dave van den Bergh  | 30 | 30 | 2446 | 3  | 11 | 35  | 14  | 13  | 20  | 1   | 107 | 2  | 0 |
| 13                 | M   | Dax McCarty         | 28 | 27 | 2340 | 3  | 6  | 32  | 13  | 29  | 49  | 0   | 36  | 3  | 0 |
| 3                  | D   | *Drew Moor          | 21 | 21 | 1890 | 3  | 0  | 18  | 6   | 19  | 15  | 0   | 0   | 2  | 1 |
| 11                 | M   | Andre Rocha         | 22 | 14 | 1270 | 2  | 1  | 28  | 8   | 27  | 22  | 1   | 0   | 5  | 1 |
| 12                 | M   | Eric Avila          | 18 | 0  | 332  | 1  | 2  | 5   | 3   | 2   | 3   | 0   | 0   | 0  | 0 |
| 3                  | D   | Ugo Ihemelu (TOT)   | 28 | 27 | 2443 | 1  | 2  | 13  | 5   | 39  | 27  | 1   | 0   | 9  | 1 |
| 3                  | D   | Ugo Ihemelu (DAL)   | 8  | 8  | 720  | 1  | 0  | 5   | 3   | 10  | 5   | 1   | 0   | 3  | 0 |
| 14                 | D   | George John         | 16 | 15 | 1162 | 1  | 0  | 4   | 2   | 12  | 7   | 0   | 0   | 2  | 0 |
| 6                  | D-M | Pablo Ricchetti     | 22 | 22 | 1965 | 1  | 0  | 5   | 1   | 23  | 15  | 0   | 0   | 7  | 0 |
| 20                 | M-D | Brek Shea           | 19 | 7  | 727  | 0  | 4  | 12  | 6   | 8   | 8   | 9   | 0   | 0  | 0 |
| 5                  | D   | Jair Benitez        | 13 | 13 | 1155 | 0  | 1  | 2   | 0   | 10  | 22  | 0   | 0   | 2  | 0 |
| 2                  | M-D | Daniel Hernandez    | 7  | 5  | 526  | 0  | 1  | 3   | 0   | 13  | 6   | 0   | 0   | 1  | 0 |
| 24                 | D   | Heath Pearce        | 6  | 5  | 478  | 0  | 1  | 6   | 1   | 6   | 2   | 0   | 0   | 1  | 0 |
| 5                  | D-M | Marcelo Saragosa    | 9  | 8  | 616  | 0  | 1  | 2   | 1   | 13  | 13  | 0   | 0   | 3  | 1 |
| 30                 | GK  | Ray Burse           | 17 | 16 | 1503 | 0  | 0  | 0   | 0   | 0   | 5   | 0   | 0   | 1  | 0 |
| 17                 | M   | Marvin Chavez       | 7  | 3  | 233  | 0  | 0  | 2   | 0   | 6   | 4   | 1   | 0   | 1  | 0 |
| 15                 | D   | Kyle Davies (TOT)   | 11 | 10 | 795  | 0  | 0  | 2   | 2   | 6   | 5   | 0   | 0   | 0  | 0 |
| 15                 | D   | Kyle Davies (DAL)   | 11 | 10 | 795  | 0  | 0  | 2   | 2   | 6   | 5   | 0   | 0   | 0  | 0 |
| 2                  | D-M | Michael Dello-Russo | 2  | 2  | 162  | 0  | 0  | 0   | 0   | 1   | 1   | 0   | 0   | 0  | 0 |
| 8                  | M   | Bruno Guarda        | 4  | 2  | 217  | 0  | 0  | 2   | 1   | 7   | 5   | 0   | 0   | 2  | 0 |
| 18                 | F   | Peri Marosevic      | 4  | 0  | 47   | 0  | 0  | 1   | 0   | 1   | 1   | 0   | 0   | 0  | 0 |
| 17                 | D   | *Aaron Pitchkolan   | 1  | 0  | 45   | 0  | 0  | 0   | 0   | 2   | 0   | 0   | 0   | 1  | 0 |
| 25                 | D   | Steve Purdy         | 5  | 4  | 338  | 0  | 0  | 2   | 0   | 2   | 1   | 0   | 0   | 1  | 0 |
| 44                 | GK  | Dario Sala          | 14 | 14 | 1195 | 0  | 0  | 2   | 1   | 2   | 3   | 0   | 0   | 2  | 1 |
| 21                 | F-M | Alvaro Sanchez      | 3  | 2  | 197  | 0  | 0  | 4   | 2   | 0   | 1   | 0   | 2   | 0  | 0 |
| 4                  | D   | Daniel Torres       | 15 | 8  | 886  | 0  | 0  | 1   | 0   | 10  | 7   | 0   | 0   | 1  | 1 |
| 19                 | D   | Blake Wagner        | 15 | 8  | 789  | 0  | 0  | 5   | 0   | 10  | 14  | 0   | 0   | 1  | 0 |
| 26                 | D-M | Anthony Wallace     | 7  | 6  | 498  | 0  | 0  | 4   | 1   | 2   | 1   | 1   | 0   | 0  | 0 |
| 22                 | GK  | Josh Lambo          | 0  | 0  | 0    | 0  | 0  | 0   | 0   | 0   | 0   | 0   | 0   | 0  | 0 |
| Own-goals received |     |                     |    |    |      | 1  |    |     |     |     |     |     |     |    |   |
| Team totals        |     |                     | 30 | 30 | 2700 | 50 | 49 | 376 | 164 | 299 | 362 | 74  | 146 | 52 | 5 |
| Opponent totals    |     |                     | 30 | 30 | 2700 | 47 | 42 | 367 | 155 | 362 | 299 | 106 | 156 | 61 | 7 |

GAME-WINNING GOALS: Jeff Cunningham 7, Kenny Cooper 2, Ugo Ihemelu 1, Atiba Harris 1

GAME-WINNING ASSISTS: Dave van den Bergh 3, Dax McCarty 3, Atiba Harris 3, David Ferreira 3, Jair Benitez 1

PENALTY KICK GOALS/ATTEMPTS: Jeff Cunningham 1-3, Kenny Cooper 2-2

### FC DALLAS INDIVIDUAL GOALKEEPING

| UNF             | POS | GOALKEEPER | GP | GS | MIN  | SHTS | SV  | GA | GAA  | PG | PA | W  | L  | T | SO |
|-----------------|-----|------------|----|----|------|------|-----|----|------|----|----|----|----|---|----|
| 44              | GK  | Dario Sala | 14 | 14 | 1195 | 63   | 43  | 20 | 1.51 | 2  | 2  | 7  | 5  | 1 | 4  |
| 30              | GK  | Ray Burse  | 17 | 16 | 1503 | 92   | 62  | 27 | 1.62 | 2  | 2  | 4  | 8  | 5 | 1  |
| Team totals     |     |            | 30 | 30 | 2700 | 155  | 105 | 47 | 1.57 | 4  | 4  | 11 | 13 | 6 | 5  |
| Opponent totals |     |            | 30 | 30 | 2700 | 164  | 111 | 50 | 1.67 | 3  | 5  | 13 | 11 | 6 | 5  |

| DATE                     | OPPONENT          | RESULT       | ATT.   | W-L-T   | POS. | PTS | NOTES:   |
|--------------------------|-------------------|--------------|--------|---------|------|-----|--|
| 03/21/2009               | Chicago           | L 1-3        | 15,905 | 0-1-0   | T4   | 0   | DAL: Cooper (9); CHI: Mapp (38) McBride (51) Blanco (90)   |
| 03/29/2009               | Chivas USA        | L 0-2        | 6,524  | 0-2-0   | T7   | 0   | CHV: Lillingston (56) Stepanovic (75)  |
| <b>MARCH RECORD:</b>     |                   | <b>0-2-0</b> |        |         |      |     |  |
| 04/04/2009               | at New England    | L 1-2        | 11,314 | 0-3-0   | 8    | 0   | DAL: Cooper (38); NE: Nyassi (56) Ralston (80)   |
| 04/11/2009               | at Toronto FC     | T 1-1        | 20,272 | 0-3-1   | 8    | 1   | DAL: Ricchetti (87); TOR: De Rosario (17)  |
| 04/19/2009               | Toronto FC        | W 3-2        | 6,813  | 1-3-1   | 7    | 4   | DAL: Moor (25) Cooper (43,84); TOR: Serieux (45) Barrett (59)  |
| 04/25/2009               | at Chivas USA     | L 0-2        | 14,611 | 1-4-1   | T7   | 4   | CHV: Harris (68) Eskandarian (90)  |
| <b>APRIL RECORD:</b>     |                   | <b>1-2-1</b> |        |         |      |     |  |
| 05/02/2009               | at D.C. United    | L 1-2        | 14,225 | 1-5-1   | 8    | 4   | DAL: Rocha (28); DC: Moreno (56,66)  |
| 05/09/2009               | at Houston        | L 0-1        | 16,932 | 1-6-1   | 8    | 4   | HOU: Kamara (58)   |
| 05/16/2009               | Seattle           | T 1-1        | 8,247  | 1-6-2   | T7   | 5   | DAL: Rocha (45); SEA: Hurtado (18)   |
| 05/23/2009               | Los Angeles       | T 1-1        | 9,595  | 1-6-3   | 7    | 6   | DAL: Moor (31); LA: Donovan (3)  |
| 05/31/2009               | at Chicago        | W 3-0        | 13,120 | 2-6-3   | 7    | 9   | DAL: Cunningham (15) own goal (34) Cooper (80)   |
| <b>MAY RECORD:</b>       |                   | <b>1-2-1</b> |        |         |      |     |  |
| 06/07/2009               | San Jose          | T 2-2        | 5,724  | 2-6-4   | 7    | 10  | DAL: Ferreira (29) Cooper (87); SJ: own goal (60) Alvarez (82)   |
| 06/13/2009               | Houston           | L 1-3        | 8,580  | 2-7-4   | 7    | 10  | DAL: Moor (66); HOU: Weaver (12,63) Mulrooney (36)   |
| 06/20/2009               | Columbus          | W 2-1        | 8,041  | 3-7-4   | 7    | 13  | DAL: Avila (80) Cooper (87); CLB: Brunner (17)   |
| 06/24/2009               | at Colorado       | T 1-1        | 10,583 | 3-7-5   | 7    | 14  | DAL: Ferreira (37); COL: Cummings (84)   |
| <b>JUNE RECORD:</b>      |                   | <b>1-1-2</b> |        |         |      |     |  |
| 07/04/2009               | New York          | W 2-1        | 14,327 | 4-7-5   | 7    | 17  | DAL: Cunningham (15,17); NY: Angel (43)  |
| 07/11/2009               | at Colorado       | L 0-1        | 8,128  | 4-8-5   | 7    | 17  | COL: Kimura (79)   |
| 07/24/2009               | at Real Salt Lake | L 2-4        | 18,822 | 4-9-5   | 7    | 17  | DAL: Cunningham (13) van den Bergh (21); RSL: Movsisyan (55,90) Findley (62) own goal (88)                                     |
| <b>JULY RECORD:</b>      |                   | <b>1-2-0</b> |        |         |      |     |  |
| 08/01/2009               | Kansas City       | W 6-0        | 10,317 | 5-9-5   | 7    | 20  | DAL: Cunningham (38,66,76,89) Ferreira (42,78)   |
| 08/06/2009               | Houston           | W 1-0        | 7,442  | 6-9-5   | T6   | 23  | DAL: Cunningham (20)   |
| 08/15/2009               | at Columbus       | L 0-2        | 19,115 | 6-10-5  | 7    | 23  | CLB: Marshall (10) Gaven (87)  |
| 08/23/2009               | at New York       | L 2-3        | 9,648  | 6-11-5  | 7    | 23  | DAL: McCarty (19) van den Bergh (72); NY: Angel (4,88) Richards (27)   |
| <b>AUGUST RECORD:</b>    |                   | <b>2-2-0</b> |        |         |      |     |  |
| 09/05/2009               | D.C. United       | T 2-2        | 10,219 | 6-11-6  | 7    | 24  | DAL: Cunningham (17) Ferreira (50); DC: Burch (44) Moreno (58)   |
| 09/12/2009               | at Los Angeles    | W 6-3        | 18,148 | 7-11-6  | 7    | 27  | DAL: van den Bergh (7) Cunningham (25,86) McCarty (71) Harris (82) Ferreira (83); LA: own goal (26) DeLaGarza (42) Buddle (90) |
| 09/19/2009               | at Kansas City    | L 2-3        | 10,385 | 7-12-6  | 7    | 27  | DAL: McCarty (44) Cunningham (54); KC: Hirsig (9) Wolff (77) Conrad (80)   |
| 09/26/2009               | Real Salt Lake    | W 3-0        | 8,623  | 8-12-6  | 7    | 30  | DAL: Cunningham (5,87) Ferreira (10)   |
| 09/30/2009               | New England       | W 1-0        | 51,012 | 9-12-6  | 7    | 33  | DAL: Cunningham (71)   |
| <b>SEPTEMBER RECORD:</b> |                   | <b>3-1-1</b> |        |         |      |     |  |
| 10/07/2009               | at San Jose       | W 2-1        | 9,023  | 10-12-6 | 6    | 36  | DAL: Ferreira (49) Cunningham (82); SJ: Amarikwa (73)  |
| 10/17/2009               | Colorado          | W 2-1        | 15,243 | 11-12-6 | 6    | 39  | DAL: John (4) Ihemelu (66); COL: Noonan (71)   |
| 10/24/2009               | at Seattle        | L 1-2        | 33,108 | 11-13-6 | 7    | 39  | DAL: Harris (14); SEA: Jaqua (61) Evans (84)   |
| <b>OCTOBER RECORD:</b>   |                   | <b>2-1-0</b> |        |         |      |     |  |

### PLAYOFFS:

None

### FINAL REGULAR SEASON STANDINGS

#### EASTERN CONFERENCE

| ----- OVERALL ----- |    |    |    |    |     |    |    |     |  | ----- HOME ----- |   |   |    |    | ----- ROAD ----- |    |   |    |    |
|---------------------|----|----|----|----|-----|----|----|-----|--|------------------|---|---|----|----|------------------|----|---|----|----|
|                     | GP | W  | L  | T  | PTS | GF | GA | GD  |  | W                | L | T | GF | GA | W                | L  | T | GF | GA |
| Columbus            | 30 | 13 | 7  | 10 | 49  | 41 | 31 | 10  |  | 9                | 2 | 4 | 25 | 15 | 4                | 5  | 6 | 16 | 16 |
| Chicago             | 30 | 11 | 7  | 12 | 45  | 39 | 34 | 5   |  | 5                | 4 | 6 | 16 | 17 | 6                | 3  | 6 | 23 | 17 |
| New England         | 30 | 11 | 10 | 9  | 42  | 33 | 37 | -4  |  | 7                | 4 | 4 | 22 | 16 | 4                | 6  | 5 | 11 | 21 |
| D.C. United         | 30 | 9  | 8  | 13 | 40  | 43 | 44 | -1  |  | 7                | 3 | 5 | 19 | 14 | 2                | 5  | 8 | 24 | 30 |
| Toronto FC          | 30 | 10 | 11 | 9  | 39  | 37 | 46 | -9  |  | 8                | 3 | 4 | 20 | 14 | 2                | 8  | 5 | 17 | 32 |
| Kansas City         | 30 | 8  | 13 | 9  | 33  | 33 | 42 | -9  |  | 4                | 6 | 5 | 18 | 20 | 4                | 7  | 4 | 15 | 22 |
| New York            | 30 | 5  | 19 | 6  | 21  | 27 | 47 | -20 |  | 5                | 6 | 4 | 24 | 20 | 0                | 13 | 2 | 3  | 27 |

#### WESTERN CONFERENCE

|                | ----- OVERALL ----- |    |    |    |     |    |    |     | ----- HOME ----- |   |   |    |    |   | ----- ROAD ----- |   |    |    |  |  |
|----------------|---------------------|----|----|----|-----|----|----|-----|------------------|---|---|----|----|---|------------------|---|----|----|--|--|
|                | GP                  | W  | L  | T  | PTS | GF | GA | GD  | W                | L | T | GF | GA | W | L                | T | GF | GA |  |  |
| Los Angeles    | 30                  | 12 | 6  | 12 | 48  | 36 | 31 | 5   | 7                | 4 | 4 | 18 | 17 | 5 | 2                | 8 | 18 | 14 |  |  |
| Houston        | 30                  | 13 | 8  | 9  | 48  | 39 | 29 | 10  | 8                | 1 | 6 | 23 | 13 | 5 | 7                | 3 | 16 | 16 |  |  |
| Seattle        | 30                  | 12 | 7  | 11 | 47  | 38 | 29 | 9   | 7                | 2 | 6 | 21 | 10 | 5 | 5                | 5 | 17 | 19 |  |  |
| Chivas USA     | 30                  | 13 | 11 | 6  | 45  | 34 | 31 | 3   | 9                | 3 | 3 | 25 | 14 | 4 | 8                | 3 | 9  | 17 |  |  |
| Real Salt Lake | 30                  | 11 | 12 | 7  | 40  | 43 | 35 | 8   | 9                | 1 | 5 | 34 | 11 | 2 | 11               | 2 | 9  | 24 |  |  |
| Colorado       | 30                  | 10 | 10 | 10 | 40  | 42 | 38 | 4   | 8                | 2 | 5 | 25 | 10 | 2 | 8                | 5 | 17 | 28 |  |  |
| FC Dallas      | 30                  | 11 | 13 | 6  | 39  | 50 | 47 | 3   | 8                | 3 | 4 | 28 | 19 | 3 | 10               | 2 | 22 | 28 |  |  |
| San Jose       | 30                  | 7  | 14 | 9  | 30  | 36 | 50 | -14 | 6                | 5 | 4 | 22 | 21 | 1 | 9                | 5 | 14 | 29 |  |  |



# 2008 Season (8-10-12, 36 pts)

# 2008 Game-by-game

## Finished Fifth in the Western Conference



### HEAD COACH

Schellas Hyndman: 4-5-8  
Marco Ferruzzi: 2-2-1  
Steve Morrow: 2-3-3

### PLAYOFFS

None.

### MLS HONORS

Kenny Cooper: MLS All-Star, Best XI,  
Player of the Week (Week 18, 19)  
MLS Comeback Player of the Year  
Juan Tojo: MLS All-Star

### TEAM HONORS

Kenny Cooper: MVP, Golden Boot  
Pablo Ricchetti: Defender of the Year,  
Humanitarian of the Year

### 2008 FC DALLAS FINAL STATISTICS

| UNF             | POS | PLAYER               | GP | GS | MIN  | G  | A  | SHT | SOG | FC  | FS  | OFF | CK  | C  | E |
|-----------------|-----|----------------------|----|----|------|----|----|-----|-----|-----|-----|-----|-----|----|---|
| 33              | F   | Kenny Cooper         | 30 | 30 | 2622 | 18 | 3  | 119 | 60  | 36  | 48  | 39  | 0   | 1  | 0 |
| 9               | F   | Jeff Cunningham(DAL) | 11 | 11 | 951  | 5  | 2  | 24  | 12  | 7   | 8   | 20  | 0   | 1  | 0 |
| 25              | F   | Dominic Oduro        | 25 | 9  | 992  | 5  | 2  | 28  | 16  | 9   | 18  | 7   | 0   | 0  | 0 |
| 11              | M   | Andre Rocha          | 27 | 26 | 2151 | 3  | 8  | 47  | 21  | 52  | 22  | 1   | 60  | 6  | 1 |
| 12              | F   | *Arturo Alvarez      | 16 | 10 | 931  | 3  | 3  | 22  | 11  | 8   | 9   | 7   | 4   | 2  | 0 |
| 7               | F   | *Abe Thompson        | 13 | 4  | 427  | 3  | 1  | 12  | 8   | 7   | 2   | 5   | 0   | 0  | 0 |
| 8               | M   | Juan Tojo            | 16 | 15 | 1283 | 2  | 2  | 21  | 13  | 32  | 23  | 4   | 0   | 3  | 0 |
| 14              | D   | Drew Moor            | 27 | 27 | 2430 | 2  | 1  | 18  | 5   | 17  | 29  | 0   | 0   | 5  | 0 |
| 5               | M   | Marcelo Saragosa     | 25 | 23 | 1809 | 1  | 2  | 14  | 4   | 41  | 34  | 1   | 0   | 8  | 1 |
| 8               | M   | Bruno Guarda         | 12 | 9  | 822  | 1  | 1  | 10  | 6   | 17  | 21  | 4   | 3   | 2  | 0 |
| 17              | D   | Aaron Pitchkolan     | 21 | 15 | 1345 | 1  | 0  | 6   | 4   | 12  | 8   | 1   | 0   | 2  | 1 |
| 12              | M   | Victor Sikora        | 5  | 4  | 274  | 1  | 0  | 4   | 1   | 5   | 7   | 1   | 6   | 1  | 0 |
| 15              | D   | Adrian Serrioux      | 24 | 24 | 1926 | 0  | 4  | 8   | 0   | 22  | 35  | 0   | 0   | 3  | 1 |
| 6               | M   | Pablo Ricchetti      | 27 | 25 | 2252 | 0  | 3  | 10  | 2   | 34  | 16  | 0   | 0   | 5  | 2 |
| 24              | M   | Eric Avila           | 14 | 3  | 508  | 0  | 2  | 4   | 1   | 8   | 10  | 0   | 2   | 1  | 0 |
| 13              | M   | Dax McCarty          | 17 | 8  | 821  | 0  | 2  | 2   | 2   | 3   | 7   | 2   | 27  | 1  | 0 |
| 4               | D   | Duilio Davino        | 23 | 22 | 1958 | 0  | 1  | 5   | 2   | 14  | 6   | 0   | 0   | 3  | 0 |
| 19              | M   | Bobby Rhine          | 7  | 6  | 472  | 0  | 1  | 7   | 2   | 7   | 10  | 0   | 7   | 2  | 1 |
| 10              | F   | Ricardinho           | 7  | 1  | 137  | 0  | 1  | 6   | 3   | 6   | 7   | 1   | 1   | 0  | 0 |
| 28              | M   | Chase Wileman        | 2  | 0  | 47   | 0  | 1  | 1   | 0   | 0   | 0   | 0   | 0   | 0  | 0 |
| 30              | GK  | Ray Burse            | 2  | 2  | 180  | 0  | 0  | 0   | 0   | 0   | 0   | 0   | 0   | 0  | 0 |
| 2               | D   | Michael Dello-Russo  | 8  | 1  | 288  | 0  | 0  | 5   | 2   | 5   | 2   | 1   | 7   | 0  | 0 |
| 44              | GK  | Dario Sala           | 28 | 28 | 2520 | 0  | 0  | 0   | 0   | 3   | 8   | 0   | 0   | 3  | 0 |
| 20              | M-D | Brek Shea            | 2  | 0  | 17   | 0  | 0  | 0   | 0   | 1   | 0   | 0   | 0   | 1  | 0 |
| 23              | D   | Blake Wagner         | 24 | 23 | 2068 | 0  | 0  | 6   | 0   | 22  | 29  | 1   | 0   | 2  | 0 |
| 26              | M   | Anthony Wallace      | 5  | 4  | 259  | 0  | 0  | 0   | 0   | 2   | 2   | 0   | 0   | 0  | 0 |
| 31              | M   | Jamie Watson         | 1  | 0  | 11   | 0  | 0  | 0   | 0   | 1   | 0   | 0   | 0   | 0  | 0 |
| 27              | D   | Andrew Daniels       | 0  | 0  | 0    | 0  | 0  | 0   | 0   | 0   | 0   | 0   | 0   | 0  | 0 |
| 22              | GK  | Josh Lambo           | 0  | 0  | 0    | 0  | 0  | 0   | 0   | 0   | 0   | 0   | 0   | 0  | 0 |
| 32              | F   | Jeff Rowland         | 0  | 0  | 0    | 0  | 0  | 0   | 0   | 0   | 0   | 0   | 0   | 0  | 0 |
| 29              | F   | Spencer Wadsworth    | 0  | 0  | 0    | 0  | 0  | 0   | 0   | 0   | 0   | 0   | 0   | 0  | 0 |
| 16              | D   | David Wagenfuhr      | 0  | 0  | 0    | 0  | 0  | 0   | 0   | 0   | 0   | 0   | 0   | 0  | 0 |
| Team totals     |     |                      | 30 | 30 | 2700 | 45 | 40 | 379 | 175 | 371 | 380 | 95  | 117 | 52 | 7 |
| Opponent totals |     |                      | 30 | 30 | 2700 | 41 | 44 | 373 | 147 | 380 | 371 | 65  | 174 | 47 | 6 |

GAME-WINNING GOALS: Kenny Cooper 4, Andre Rocha 1, Aaron Pitchkolan 1, Dominic Oduro 1, Arturo Alvarez 1

GAME-WINNING ASSISTS: Andre Rocha 4, Dax McCarty 1, Ricardinho 1

PENALTY KICK GOALS/ATTEMPTS: Kenny Cooper 4-4

### FC DALLAS INDIVIDUAL GOALKEEPING

| UNF             | POS | GOALKEEPER | GP | GS | MIN  | SHTS | SV  | GA | GAA  | PG | PA | W  | L  | T  | SO |
|-----------------|-----|------------|----|----|------|------|-----|----|------|----|----|----|----|----|----|
| 44              | GK  | Dario Sala | 28 | 28 | 2520 | 131  | 92  | 37 | 1.32 | 1  | 1  | 8  | 8  | 12 | 7  |
| 30              | GK  | Ray Burse  | 2  | 2  | 180  | 16   | 12  | 4  | 2.00 | 1  | 1  | 0  | 2  | 0  | 0  |
| Team totals     |     |            | 30 | 30 | 2700 | 147  | 104 | 41 | 1.37 | 2  | 2  | 8  | 10 | 12 | 7  |
| Opponent totals |     |            | 30 | 30 | 2700 | 175  | 126 | 45 | 1.50 | 4  | 4  | 10 | 8  | 12 | 4  |

\* = Played with other teams in 2008. Only FC Dallas statistics listed here.

| DATE                     | OPPONENT          | RESULT       | ATT.   | W-L-T  | POS. | PTS | NOTES:  |
|--------------------------|-------------------|--------------|--------|--------|------|-----|---|
| 03/30/2008               | Chivas USA        | T 1-1        | 17,540 | 0-0-1  | T2   | 1   | DAL: Toja (21); CHV: Galindo (84)   |
| <b>MARCH RECORD:</b>     |                   | <b>0-0-1</b> |        |        |      |     |   |
| 04/06/2008               | at Houston        | T 3-3        | 20,102 | 0-0-2  | 4    | 2   | DAL: Cooper (35,45) Alvarez (57); HOU: Caraccio (21) own goal (57) Cameron (90) |
| 04/12/2008               | New York          | W 2-0        | 11,564 | 1-0-2  | 2    | 5   | DAL: Alvarez (1) Cooper (66)  |
| 04/20/2008               | at Chivas USA     | W 2-0        | 10,237 | 2-0-2  | 1    | 8   | DAL: Cooper (5) Thompson (80)   |
| 04/24/2008               | New England       | L 0-1        | 10,453 | 2-1-2  | 1    | 8   | NE: Smith (72)  |
| <b>APRIL RECORD:</b>     |                   | <b>2-1-1</b> |        |        |      |     |   |
| 05/03/2008               | at San Jose       | T 0-0        | 10,515 | 2-1-3  | 1    | 9   | --  |
| 05/10/2008               | at Real Salt Lake | L 1-2        | 12,173 | 2-2-3  | T1   | 9   | DAL: Cooper (56); RSL: Morales (28) Beckerman (73)                              |
| 05/18/2008               | Los Angeles       | L 1-5        | 22,331 | 2-3-3  | 4    | 9   | DAL: Oduro (54); LA: Klein (25) Buddle (31,39,85) own goal (34)                 |
| 05/24/2008               | Real Salt Lake    | W 2-1        | 8,960  | 3-3-3  | T2   | 12  | DAL: Oduro (82,90); RSL: Espindola (69)   |
| 05/28/2008               | Houston           | T 2-2        | 8,541  | 3-3-4  | 2    | 13  | DAL: Cooper (35) Moor (69); HOU: Ashe (59) De Rosario (90)                      |
| <b>MAY RECORD:</b>       |                   | <b>1-2-2</b> |        |        |      |     |   |
| 06/01/2008               | at Colorado       | L 1-2        | 12,120 | 3-4-4  | 5    | 13  | DAL: Oduro (44); COL: Casey (7) McManus (72)                                    |
| 06/06/2008               | at New England    | L 1-2        | 54,045 | 3-5-4  | 5    | 13  | DAL: Alvarez (90); NE: Cristman (5) Ralston (22)                                |
| 06/15/2008               | Chicago           | W 1-0        | 14,738 | 4-5-4  | 3    | 16  | DAL: Cooper (17)  |
| 06/21/2008               | at New York       | L 0-1        | 16,427 | 4-6-4  | T5   | 16  | NY: Goldthwaite (16)  |
| 06/26/2008               | at Houston        | T 1-1        | 16,933 | 4-6-5  | T4   | 17  | DAL: Cooper (62); HOU: Ching (21)   |
| <b>JUNE RECORD:</b>      |                   | <b>1-3-1</b> |        |        |      |     |   |
| 07/04/2008               | Kansas City       | T 1-1        | 16,765 | 4-6-6  | T5   | 18  | DAL: Thompson (90); KC: Sealy (39)  |
| 07/19/2008               | Colorado          | T 2-2        | 12,289 | 4-6-7  | 6    | 19  | DAL: Cooper (49) Toja (64); COL: H. Gomez (5) Casey (67)                        |
| 07/27/2008               | Los Angeles       | W 4-0        | 21,020 | 5-6-7  | T4   | 22  | DAL: Cooper (15,16) Oduro (36) Thompson (89)                                    |
| <b>JULY RECORD:</b>      |                   | <b>1-0-2</b> |        |        |      |     |   |
| 08/03/2008               | at Toronto FC     | W 2-0        | 20,247 | 6-6-7  | 3    | 25  | DAL: Cooper (81,90)   |
| 08/16/2008               | at Columbus       | L 1-2        | 17,647 | 6-7-7  | 3    | 25  | DAL: Cunningham (35); CLB: Carroll (62) Evans (65)                              |
| 08/23/2008               | at Kansas City    | T 1-1        | 9,825  | 6-7-8  | 3    | 26  | DAL: Rocha (7); KC: Conrad (90)   |
| 08/30/2008               | Columbus          | L 1-2        | 10,590 | 6-8-8  | 4    | 26  | DAL: Cunningham (35); CLB: Moreno (37) Gaven (40)                               |
| <b>AUGUST RECORD:</b>    |                   | <b>1-2-1</b> |        |        |      |     |   |
| 09/04/2008               | Colorado          | L 0-1        | 7,140  | 6-9-8  | 5    | 26  | COL: Petke (60)   |
| 09/13/2008               | at D.C. United    | T 2-2        | 19,890 | 6-9-9  | T5   | 27  | DAL: Cooper (9) Rocha (79); DC: Moreno (26) Quaranta (69)                       |
| 09/21/2008               | at Chicago        | W 4-1        | 16,923 | 7-9-9  | 5    | 30  | DAL: Cunningham (2,61) Pitchkolan (43) Guarda (45); CHI: McBride (90)           |
| 09/28/2008               | D.C. United       | W 3-0        | 12,138 | 8-9-9  | 5    | 33  | DAL: Rocha (9) Cunningham (56) Cooper (90)                                      |
| <b>SEPTEMBER RECORD:</b> |                   | <b>2-1-1</b> |        |        |      |     |   |
| 10/02/2008               | San Jose          | T 1-1        | 7,173  | 8-9-10 | T3   | 34  | DAL: Cooper (89); SJ: Johnson (58)  |
| 10/11/2008               | Toronto FC        | T 2-2        | 14,114 | 8-9-11 | 4    | 35  | DAL: Cooper (34,90); TOR: Velez (72) Wynne (88)                                 |
| 10/18/2008               | at Real Salt Lake | L 1-3        | 17,628 | 8-10-1 | 4    | 35  | DAL: Saragosa (7); RSL: Movsisyan (35) Johnson (53) Findley (86)                |
| 10/26/2008               | at Los Angeles    | T 2-2        | 27,000 | 8-10-1 | 5    | 36  | DAL: Moor (34) Sikora (39); LA: Buddle (21) Donovan (79)                        |
| <b>OCTOBER RECORD:</b>   |                   | <b>0-1-3</b> |        |        |      |     |   |

### PLAYOFFS:

None

### FINAL REGULAR SEASON STANDINGS

#### EASTERN CONFERENCE

| ----- OVERALL ----- |    |    |    |     |    |    |    |    |  | ----- HOME ----- |   |   |    |    | ----- ROAD ----- |    |   |    |    |
|---------------------|----|----|----|-----|----|----|----|----|--|------------------|---|---|----|----|------------------|----|---|----|----|
| GP                  | W  | L  | T  | PTS | GF | GA | GD |    |  | W                | L | T | GF | GA | W                | L  | T | GF | GA |
| Columbus            | 30 | 17 | 7  | 6   | 57 | 50 | 36 | 14 |  | 11               | 2 | 2 | 30 | 15 | 6                | 5  | 4 | 20 | 21 |
| Chicago             | 30 | 13 | 10 | 7   | 46 | 44 | 33 | 11 |  | 7                | 5 | 3 | 23 | 17 | 6                | 5  | 4 | 21 | 16 |
| New England         | 30 | 12 | 11 | 7   | 43 | 40 | 43 | -3 |  | 6                | 5 | 4 | 24 | 20 | 6                | 6  | 3 | 16 | 23 |
| Kansas City         | 30 | 11 | 10 | 9   | 42 | 37 | 39 | -2 |  | 9                | 2 | 4 | 22 | 15 | 2                | 8  | 5 | 15 | 24 |
| New York            | 30 | 10 | 11 | 9   | 39 | 42 | 48 | -6 |  | 9                | 3 | 3 | 30 | 20 | 1                | 8  | 6 | 12 | 28 |
| D.C. United         | 30 | 11 | 15 | 4   | 37 | 43 | 51 | -8 |  | 9                | 4 | 2 | 32 | 19 | 2                | 11 | 2 | 11 | 32 |
| Toronto FC          | 30 | 9  | 13 | 8   | 35 | 34 | 43 | -9 |  | 6                | 2 | 7 | 17 | 12 | 3                | 11 | 1 | 17 | 31 |

#### WESTERN CONFERENCE

| ----- OVERALL ----- |    |    |    |     |    |    |    |    |  | ----- HOME ----- |   |   |    |    | ----- ROAD ----- |   |   |    |    |
|---------------------|----|----|----|-----|----|----|----|----|--|------------------|---|---|----|----|------------------|---|---|----|----|
| GP                  | W  | L  | T  | PTS | GF | GA | GD |    |  | W                | L | T | GF | GA | W                | L | T | GF | GA |
| Houston             | 30 | 13 | 5  | 12  | 51 | 45 | 32 | 13 |  | 10               | 1 | 4 | 30 | 14 | 3                | 4 | 8 | 15 | 18 |
| Chivas USA          | 30 | 12 | 11 | 7   | 43 | 40 | 41 | -1 |  | 7                | 4 | 4 | 21 | 15 | 5                | 7 | 3 | 19 | 26 |
| Real Salt Lake      | 30 | 10 | 10 | 10  | 40 | 40 | 9  | 1  |  | 8                | 1 | 6 | 24 | 10 | 2                | 9 | 4 | 16 | 29 |
| Colorado            | 30 | 11 | 14 | 5   | 38 | 44 | 45 | -1 |  | 7                | 5 | 3 | 22 | 14 | 4                | 9 | 2 | 22 | 31 |
| FC Dallas           | 30 | 8  | 10 | 12  | 36 | 45 | 41 | 4  |  | 5                | 4 | 6 | 23 | 19 | 3                | 6 | 6 | 22 | 22 |
| Los Angeles         | 30 | 8  | 13 | 9   | 33 | 55 | 62 | -7 |  | 6                | 4 | 5 | 35 | 27 | 2                | 9 | 4 | 20 | 35 |
| San Jose            | 30 | 8  | 13 | 9   | 33 | 32 | 38 | -6 |  | 6                | 5 | 4 | 22 | 19 | 2                | 8 | 5 | 10 | 19 |



# 2007 Season (13-12-5, 44 pts)

# 2007 Game-by-game

## Finished Third in the Western Conference



### HEAD COACH

Steve Morrow: 13-12-5

### PLAYOFFS

Lost to Houston in quarterfinals.

### MLS HONORS

Juan Tojo: MLS All-Star, Player of the Week (Week 15)

Abe Thompson: MLS Player of the Week (Week 27)

### TEAM HONORS

Juan Tojo: MVP

Carlos Ruiz: Golden Boot

Clarence Goodson: Defender of the Year

Bobby Rhine: Humanitarian of the Year

### 2007 FC DALLAS FINAL STATISTICS

| UNF             | POS | PLAYER              | GP | GS | MIN  | G  | A  | SHT | SOG | FC  | FS  | OFF | CK  | C  | E |
|-----------------|-----|---------------------|----|----|------|----|----|-----|-----|-----|-----|-----|-----|----|---|
| 20              | F   | Carlos Ruiz         | 22 | 19 | 1722 | 7  | 2  | 59  | 25  | 46  | 41  | 23  | 0   | 9  | 1 |
| 8               | M   | Juan Toja           | 27 | 27 | 2388 | 6  | 1  | 33  | 16  | 83  | 41  | 6   | 2   | 4  | 0 |
| 7               | F   | Abe Thompson        | 24 | 15 | 1227 | 5  | 4  | 19  | 11  | 14  | 10  | 13  | 0   | 2  | 0 |
| 33              | F   | Kenny Cooper        | 14 | 12 | 1068 | 4  | 2  | 33  | 16  | 16  | 19  | 9   | 0   | 0  | 0 |
| 12              | M   | Arturo Alvarez      | 27 | 21 | 1898 | 3  | 3  | 61  | 30  | 35  | 34  | 5   | 44  | 2  | 0 |
| 10              | M   | *Ramon Nunez        | 13 | 10 | 1001 | 3  | 2  | 36  | 12  | 6   | 23  | 0   | 27  | 0  | 0 |
| 25              | F   | Dominic Oduro       | 29 | 10 | 1163 | 3  | 2  | 24  | 13  | 16  | 23  | 17  | 0   | 3  | 0 |
| 14              | D   | Drew Moor           | 28 | 28 | 2495 | 2  | 0  | 7   | 3   | 17  | 30  | 1   | 1   | 3  | 0 |
| 13              | M   | Dax McCarty         | 25 | 18 | 1604 | 1  | 7  | 13  | 5   | 12  | 46  | 0   | 25  | 0  | 0 |
| 4               | D   | Chris Gbandi        | 21 | 19 | 1701 | 1  | 2  | 5   | 3   | 24  | 11  | 2   | 1   | 7  | 1 |
| 11              | D   | Clarence Goodson    | 27 | 27 | 2297 | 1  | 1  | 9   | 5   | 36  | 37  | 0   | 0   | 6  | 0 |
| 10              | M   | Denilson            | 8  | 7  | 606  | 1  | 0  | 14  | 4   | 10  | 21  | 2   | 15  | 3  | 0 |
| 6               | M   | Pablo Ricchetti     | 19 | 19 | 1600 | 0  | 3  | 6   | 2   | 31  | 18  | 0   | 0   | 7  | 0 |
| 5               | M   | Marcelo Saragosa    | 13 | 10 | 800  | 0  | 2  | 3   | 1   | 33  | 17  | 0   | 0   | 4  | 1 |
| 34              | F   | Ricardinho          | 8  | 3  | 279  | 0  | 1  | 5   | 2   | 5   | 7   | 3   | 0   | 0  | 0 |
| 30              | GK  | Ray Burse           | 6  | 6  | 540  | 0  | 0  | 0   | 0   | 0   | 1   | 0   | 0   | 0  | 0 |
| 22              | D   | Michael Dello-Russo | 1  | 1  | 90   | 0  | 0  | 0   | 0   | 0   | 0   | 0   | 0   | 0  | 0 |
| 1               | GK  | Shaka Hislop        | 6  | 6  | 540  | 0  | 0  | 0   | 0   | 0   | 0   | 0   | 0   | 0  | 0 |
| 17              | M-D | Aaron Pitchkolan    | 16 | 11 | 1142 | 0  | 0  | 6   | 1   | 21  | 4   | 1   | 0   | 4  | 0 |
| 19              | D   | Bobby Rhine         | 19 | 7  | 862  | 0  | 0  | 5   | 1   | 6   | 9   | 0   | 0   | 2  | 1 |
| 48              | GK  | Dario Sala          | 18 | 18 | 1620 | 0  | 0  | 0   | 0   | 0   | 4   | 0   | 0   | 3  | 0 |
| 15              | D   | Adrian Serrioux     | 10 | 10 | 806  | 0  | 0  | 6   | 2   | 16  | 11  | 0   | 0   | 1  | 0 |
| 16              | D   | David Wagenfuhr     | 13 | 10 | 828  | 0  | 0  | 1   | 0   | 16  | 9   | 0   | 0   | 1  | 0 |
| 23              | D   | Blake Wagner        | 1  | 1  | 90   | 0  | 0  | 0   | 0   | 0   | 0   | 0   | 0   | 0  | 0 |
| 26              | M   | Anthony Wallace     | 1  | 1  | 69   | 0  | 0  | 0   | 0   | 2   | 0   | 0   | 0   | 0  | 0 |
| 21              | D   | Alex Yi             | 15 | 14 | 1178 | 0  | 0  | 5   | 2   | 20  | 7   | 0   | 0   | 3  | 0 |
| 24              | M   | Sebastian Botero    | 0  | 0  | 0    | 0  | 0  | 0   | 0   | 0   | 0   | 0   | 0   | 0  | 0 |
| 27              | D   | Andrew Daniels      | 0  | 0  | 0    | 0  | 0  | 0   | 0   | 0   | 0   | 0   | 0   | 0  | 0 |
| 31              | M   | Sandy Gbandi        | 0  | 0  | 0    | 0  | 0  | 0   | 0   | 0   | 0   | 0   | 0   | 0  | 0 |
| 0               | F   | Fuad Ibrahim        | 0  | 0  | 0    | 0  | 0  | 0   | 0   | 0   | 0   | 0   | 0   | 0  | 0 |
| 29              | M   | Scott Jones         | 0  | 0  | 0    | 0  | 0  | 0   | 0   | 0   | 0   | 0   | 0   | 0  | 0 |
| 28              | M   | Chase Wileman       | 0  | 0  | 0    | 0  | 0  | 0   | 0   | 0   | 0   | 0   | 0   | 0  | 0 |
| Team totals     |     |                     | 30 | 30 | 2700 | 37 | 32 | 350 | 154 | 465 | 445 | 82  | 115 | 64 | 4 |
| Opponent totals |     |                     | 30 | 30 | 2700 | 44 | 43 | 381 | 158 | 445 | 465 | 100 | 175 | 57 | 4 |

GAME-WINNING GOALS: Juan Toja 3, Abe Thompson 2, Ramon Nunez 2, Six players tied with 1.

GAME-WINNING ASSISTS: Ramon Nunez 2, Dax McCarty 2, Abe Thompson 1, Marcelo Saragosa 1, Pablo Ricchetti 1, Ricardinho 1, Arturo Alvarez 1

PENALTY KICK GOALS/ATTEMPTS: Abe Thompson 2-2, Carlos Ruiz 1-1, Denilson 1-1, Kenny Cooper 1-1

### FC DALLAS INDIVIDUAL GOALKEEPING

| UNF             | POS | GOALKEEPER   | GP | GS | MIN  | SHTS | SV  | GA | GAA  | PG | PA | W  | L  | T | SO |
|-----------------|-----|--------------|----|----|------|------|-----|----|------|----|----|----|----|---|----|
| 30              | GK  | Ray Burse    | 6  | 6  | 540  | 29   | 23  | 6  | 1.00 | 1  | 1  | 3  | 2  | 1 | 2  |
| 1               | GK  | Shaka Hislop | 6  | 6  | 540  | 32   | 23  | 9  | 1.50 | 0  | 0  | 2  | 3  | 1 | 0  |
| 48              | GK  | Dario Sala   | 18 | 18 | 1620 | 97   | 64  | 29 | 1.61 | 2  | 2  | 8  | 7  | 3 | 5  |
| Team totals     |     |              | 30 | 30 | 2700 | 158  | 110 | 44 | 1.47 | 3  | 3  | 13 | 12 | 5 | 7  |
| Opponent totals |     |              | 30 | 30 | 2700 | 154  | 112 | 37 | 1.23 | 5  | 5  | 12 | 13 | 5 | 11 |

\* = Played with other teams in 2007. Only FC Dallas statistics listed here.

| DATE                     | OPPONENT          | RESULT       | ATT.   | W-L-T   | POS. | PTS | NOTES:  |
|--------------------------|-------------------|--------------|--------|---------|------|-----|---|
| 04/07/2007               | at Real Salt Lake | T 2-2        | 18,678 | 0-0-1   | T3   | 1   | DAL: Cooper (19) Ruiz (90); RSL: Cunningham (29,51)                     |
| 04/12/2007               | at Los Angeles    | W 2-1        | 23,596 | 1-0-1   | 1    | 4   | DAL: Ruiz (35) Cooper (43); LA: Findley (86)                            |
| 04/15/2007               | at New York       | L 0-3        | 8,865  | 1-1-1   | T1   | 4   | NY: Altidore (18) Mathis (34) van den Bergh (90)                        |
| 04/22/2007               | Colorado          | W 3-1        | 20,500 | 2-1-1   | 1    | 7   | DAL: Nunez (29,78) Oduro (90); COL: Kirovski (34)                       |
| 04/26/2007               | New York          | L 0-1        | 14,087 | 2-2-1   | 1    | 7   | NY: Freeman (79)  |
| 04/29/2007               | New England       | L 0-1        | 9,165  | 2-3-1   | 1    | 7   | NE: Twellman (13)   |
| <b>APRIL RECORD:</b>     |                   | <b>2-2-1</b> |        |         |      |     |   |
| 05/12/2007               | at Kansas City    | W 2-1        | 10,141 | 3-3-1   | 1    | 10  | DAL: Cooper (19) Toja (45); KC: Harrington (90)                         |
| 05/17/2007               | at Chicago        | W 2-1        | 12,164 | 4-3-1   | 1    | 13  | DAL: Cooper (24) Toja (60); CHI: Carr (73)                              |
| 05/20/2007               | Real Salt Lake    | W 2-1        | 16,576 | 5-3-1   | 1    | 16  | DAL: Alvarez (26) C. Gbandi (82); RSL: Adu (68)                         |
| 05/26/2007               | at Chivas USA     | L 0-2        | 8,756  | 5-4-1   | 1    | 16  | CHV: Galindo (50) Razov (90)  |
| <b>MAY RECORD:</b>       |                   | <b>3-1-0</b> |        |         |      |     |   |
| 06/03/2007               | at Houston        | L 1-2        | 13,199 | 5-5-1   | 1    | 16  | DAL: Thompson (32); HOU: Clark (51) Ngwenya (66)                        |
| 06/09/2007               | Los Angeles       | W 3-1        | 14,640 | 6-5-1   | 1    | 19  | DAL: Toja (24) Thompson (53) Moor (73); LA: Findley (41)                |
| 06/14/2007               | at Real Salt Lake | W 1-0        | 16,278 | 7-5-1   | 1    | 22  | DAL: Oduro (90)   |
| 06/17/2007               | at Toronto FC     | L 0-4        | 20,156 | 7-6-1   | 1    | 22  | TOR: Edu (22) Dichio (25) Robinson (65) Cunningham (90)                 |
| 06/23/2007               | at Colorado       | W 1-0        | 16,128 | 8-6-1   | 1    | 25  | DAL: Toja (62)  |
| 06/30/2007               | Houston           | T 0-0        | 13,887 | 8-6-2   | 1    | 26  | --  |
| <b>JUNE RECORD:</b>      |                   | <b>3-2-1</b> |        |         |      |     |   |
| 07/04/2007               | Chivas USA        | W 2-0        | 15,773 | 9-6-2   | 1    | 29  | DAL: Nunez (41) Oduro (86)  |
| 07/14/2007               | at D.C. United    | T 3-3        | 20,952 | 9-6-3   | 2    | 30  | DAL: Ruiz (51) Toja (71,81); DC: Emilio (8,47) Fred (45)                |
| <b>JULY RECORD:</b>      |                   | <b>1-0-1</b> |        |         |      |     |   |
| 08/04/2007               | Colorado          | W 1-0        | 12,820 | 10-6-3  | 2    | 33  | DAL: Moor (31)  |
| 08/11/2007               | Columbus          | W 3-2        | 14,818 | 11-6-3  | 1    | 36  | DAL: Alvarez (60) Ruiz (80) Goodson (90); CLB: Gonzalez (6) Herron (74) |
| 08/19/2007               | at Houston        | L 0-1        | 19,501 | 11-7-3  | 2    | 36  | HOU: Ching (42)   |
| <b>AUGUST RECORD:</b>    |                   | <b>2-1-0</b> |        |         |      |     |   |
| 09/01/2007               | D.C. United       | L 0-4        | 15,747 | 11-8-3  | T2   | 36  | DC: Olsen (4,45) Gomez (47) Fred (49)                                   |
| 09/08/2007               | Toronto FC        | W 2-0        | 16,790 | 12-8-3  | 2    | 39  | DAL: Denilson (36) Thompson (87)  |
| 09/15/2007               | at New England    | L 2-4        | 15,289 | 12-9-3  | 3    | 39  | DAL: Ruiz (35,84); NE: Noonan (29,65) Ralston (78) Smith (90)           |
| 09/20/2007               | Chicago           | T 1-1        | 15,059 | 12-9-4  | 3    | 40  | DAL: Ruiz (90); CHI: Rolfe (56)   |
| 09/23/2007               | at Los Angeles    | L 1-2        | 27,000 | 12-10-4 | 3    | 40  | DAL: McCarty (11); LA: Donovan (25) Klein (72)                          |
| 09/30/2007               | Houston           | L 0-3        | 17,366 | 12-11-4 | 3    | 40  | HOU: De Rosario (45) Robinson (62) Holden (84)                          |
| <b>SEPTEMBER RECORD:</b> |                   | <b>1-4-1</b> |        |         |      |     |   |
| 10/06/2007               | at Columbus       | W 3-1        | 19,517 | 13-11-4 | 3    | 43  | DAL: Alvarez (48) Thompson (86,89); CLB: Gaven (31)                     |
| 10/11/2007               | Chivas USA        | T 0-0        | 9,454  | 13-11-5 | 3    | 44  | --  |
| 10/20/2007               | Kansas City       | L 0-2        | 20,500 | 13-12-5 | 3    | 44  | KC: Sealy (39,55)   |
| <b>OCTOBER RECORD:</b>   |                   | <b>1-1-1</b> |        |         |      |     |   |

### PLAYOFFS:

| DATE       | OPPONENT  | RESULT     | ATT.   | W-L-T | RND. | NOTES:  |
|------------|-----------|------------|--------|-------|------|---|
| 10/27/2007 | Houston   | W 1-0      | 12,537 | 1-0-0 | QTR  | DAL: Goodson (23)   |
| 11/2/2007  | @ Houston | L 1-4 (OT) | 30,088 | 1-1-0 | QTR  | DAL: Ruiz (14); HOU: Holden (66), Ching (72, 97), Davis (100) |

### FINAL REGULAR SEASON STANDINGS

#### EASTERN CONFERENCE

| ----- OVERALL ----- |    |    |    |    |     |    |    |     |  | ----- HOME ----- |   |   |    |    | ----- ROAD ----- |    |   |    |    |
|---------------------|----|----|----|----|-----|----|----|-----|--|------------------|---|---|----|----|------------------|----|---|----|----|
|                     | GP | W  | L  | T  | PTS | GF | GA | GD  |  | W                | L | T | GF | GA | W                | L  | T | GF | GA |
| D.C. United         | 30 | 16 | 7  | 7  | 55  | 56 | 34 | 22  |  | 10               | 2 | 3 | 37 | 22 | 6                | 5  | 4 | 19 | 12 |
| New England         | 30 | 14 | 8  | 8  | 50  | 51 | 43 | 8   |  | 8                | 3 | 4 | 32 | 21 | 6                | 5  | 4 | 19 | 22 |
| New York            | 30 | 12 | 11 | 7  | 43  | 47 | 45 | 2   |  | 9                | 3 | 3 | 30 | 16 | 3                | 8  | 4 | 17 | 29 |
| Chicago             | 30 | 10 | 10 | 10 | 40  | 31 | 36 | -5  |  | 6                | 3 | 6 | 16 | 15 | 4                | 7  | 4 | 15 | 21 |
| Kansas City         | 30 | 11 | 12 | 7  | 40  | 45 | 45 | 0   |  | 7                | 5 | 3 | 22 | 18 | 4                | 7  | 4 | 23 | 27 |
| Columbus            | 30 | 9  | 11 | 10 | 37  | 39 | 44 | -5  |  | 5                | 5 | 5 | 17 | 17 | 4                | 6  | 5 | 22 | 27 |
| Toronto FC          | 30 | 6  | 17 | 7  | 25  | 25 | 49 | -24 |  | 5                | 7 | 3 | 17 | 18 | 1                | 10 | 4 | 8  | 31 |

#### WESTERN CONFERENCE

| ----- OVERALL ----- |    |    |    |   |     |    |    |     |  | ----- HOME ----- |   |   |    |    | ----- ROAD ----- |   |   |    |    |
|---------------------|----|----|----|---|-----|----|----|-----|--|------------------|---|---|----|----|------------------|---|---|----|----|
|                     | GP | W  | L  | T | PTS | GF | GA | GD  |  | W                | L | T | GF | GA | W                | L | T | GF | GA |
| Chivas USA          | 30 | 15 | 7  | 8 | 53  | 46 | 28 | 18  |  | 10               | 1 | 4 | 28 | 8  | 5                | 6 | 4 | 18 | 20 |
| Houston             | 30 | 15 | 8  | 7 | 52  | 43 | 23 | 20  |  | 8                | 3 | 4 | 22 | 11 | 7                | 5 | 3 | 21 | 12 |
| FC Dallas           | 30 | 13 | 12 | 5 | 44  | 37 | 44 | -7  |  | 7                | 5 | 3 | 17 | 17 | 6                | 7 | 2 | 20 | 27 |
| Colorado            | 30 | 9  | 13 | 8 | 35  | 29 | 34 | -5  |  | 6                | 4 | 5 | 16 | 11 | 3                | 9 | 3 | 13 | 23 |
| Los Angeles         | 30 | 9  | 14 | 7 | 34  | 38 | 48 | -10 |  | 6                | 6 | 3 | 25 | 25 | 3                | 8 | 4 | 13 | 23 |
| Real Salt Lake      | 30 | 6  | 15 | 9 | 27  | 31 | 45 | -14 |  | 4                | 7 | 4 | 18 | 22 | 2                | 8 | 5 | 13 | 23 |



# 2006 Season (16-12-4, 52 pts)

# 2006 Game-by-game

## Finished First in the Western Conference



### HEAD COACH

Colin Clarke: 16-2-12

### PLAYOFFS

Lost to Colorado in quarterfinals.

### MLS HONORS

Richard Mulrooney: MLS All-Star,  
MLS Comeback Player of the Year,  
Commissioner's Pick.

Carlos Ruiz: MLS Player of the Month (May)

Kenny Cooper: MLS Player of the Week (16)

Ronnie O'Brien: MLS All-Star Reserve

### TEAM HONORS

Kenny Cooper: MVP

Carlos Ruiz: Golden Boot

Chris Gbandi: Defender of the Year

Richard Mulrooney: Humanitarian of the Year

| DATE                     | OPPONENT          | RESULT       | ATT.   | W-L-T   | POS. | PTS | NOTES:   |
|--------------------------|-------------------|--------------|--------|---------|------|-----|--|
| 04/01/2006               | Chicago           | W 3-2        | 19,377 | 1-0-0   | 1    | 3   | DAL: Alvarez (31) Mina (66) Cooper (70); CHI: Barrett (12) Rolfe (54)                    |
| 04/08/2006               | Real Salt Lake    | W 2-1        | 14,712 | 2-0-0   | 1    | 6   | DAL: Cooper (43) Wilson (57); RSL: Klein (36)  |
| 04/15/2006               | at Colorado       | T 2-2        | 8,160  | 2-0-1   | 1    | 7   | DAL: Vannoy (5) Mina (25); COL: Kirovski (39) own goal (45)                              |
| 04/23/2006               | Kansas City       | W 2-1        | 17,429 | 3-0-1   | 1    | 10  | DAL: Cooper (4) Pitchkolan (90); KC: Zlotinca (90)                                       |
| 04/29/2006               | at D.C. United    | T 1-1        | 18,889 | 3-0-2   | 1    | 11  | DAL: O'Brien (41); DC: Olsen (17)  |
| <b>APRIL RECORD:</b>     |                   | <b>3-0-2</b> |        |         |      |     |  |
| 05/06/2006               | at Houston        | L 3-4        | 21,448 | 3-1-2   | 2    | 11  | DAL: Ruiz (60) Nunez (61) Moor (76); HOU: Clark (31) Ching (35) De Rosario (45,67)       |
| 05/10/2006               | Los Angeles       | W 1-0        | 14,234 | 4-1-2   | 1    | 14  | DAL: Ruiz (20)   |
| 05/13/2006               | Houston           | T 1-1        | 12,756 | 4-1-3   | 1    | 15  | DAL: Ruiz (19); HOU: own goal (81)   |
| 05/20/2006               | New England       | W 4-0        | 18,090 | 5-1-3   | 1    | 18  | DAL: Cooper (4) Ruiz (7,16) Nunez (19)   |
| 05/24/2006               | at New York       | W 2-1        | 52,425 | 6-1-3   | 1    | 21  | DAL: Cooper (76) Ruiz (87); NY: Stammler (8)   |
| <b>MAY RECORD:</b>       |                   | <b>3-1-1</b> |        |         |      |     |  |
| 06/03/2006               | Columbus          | L 1-2        | 11,085 | 6-2-3   | 1    | 21  | DAL: Ruiz (90); CLB: Bisaku (75) Kotschau (89)   |
| 06/11/2006               | Chivas USA        | W 2-1        | 10,737 | 7-2-3   | 1    | 24  | DAL: Ruiz (28) Mina (82); CHV: Razov (83)  |
| 06/24/2006               | Colorado          | W 1-0        | 13,280 | 8-2-3   | 1    | 27  | DAL: Cooper (32)   |
| 06/28/2006               | at New England    | L 0-1        | 7,247  | 8-3-3   | 1    | 27  | NE: Twellman (23)  |
| <b>JUNE RECORD:</b>      |                   | <b>2-2-0</b> |        |         |      |     |  |
| 07/01/2006               | at Chivas USA     | L 0-3        | 10,112 | 8-4-3   | 1    | 27  | CHV: Suarez (20,24) Bornstein (43)   |
| 07/04/2006               | D.C. United       | L 0-1        | 16,240 | 8-5-3   | 1    | 27  | DC: Gomez (34)   |
| 07/08/2006               | New York          | W 2-1        | 10,430 | 9-5-3   | 1    | 30  | DAL: Odoro (2) Wagenfuhr (33); NY: Magee (80)  |
| 07/15/2006               | at Chicago        | W 3-2        | 13,111 | 10-5-3  | 1    | 33  | DAL: Nunez (8) Rhine (77) Cooper (80); CHI: Herron (54,60)                               |
| 07/22/2006               | at Real Salt Lake | W 1-0        | 20,227 | 11-5-3  | 1    | 36  | DAL: Thompson (90)   |
| 07/29/2006               | Colorado          | W 4-1        | 18,329 | 12-5-3  | 1    | 39  | DAL: Rhine (8) Nunez (71,74) Cooper (90); COL: Beckerman (34)                            |
| <b>JULY RECORD:</b>      |                   | <b>4-2-0</b> |        |         |      |     |  |
| 08/12/2006               | at Houston        | L 0-1        | 10,964 | 12-6-3  | 1    | 39  | HOU: Waibel (37)   |
| 08/20/2006               | at Los Angeles    | L 0-2        | 21,967 | 12-7-3  | 1    | 39  | LA: Donovan (26) Quaranta (45)   |
| 08/27/2006               | at Kansas City    | L 0-1        | 6,573  | 12-8-3  | 1    | 39  | KC: Sealy (62)   |
| 08/30/2006               | at Colorado       | W 2-0        | 4,328  | 13-8-3  | 1    | 42  | DAL: Nunez (25) Mulrooney (56)   |
| <b>AUGUST RECORD:</b>    |                   | <b>1-3-0</b> |        |         |      |     |  |
| 09/02/2006               | Houston           | W 1-0        | 14,316 | 14-8-3  | 1    | 45  | DAL: Alvarez (86)  |
| 09/09/2006               | at Chivas USA     | T 1-1        | 13,898 | 14-8-4  | 1    | 46  | DAL: Cooper (55); CHV: Ju. Garcia (81)   |
| 09/13/2006               | Chivas USA        | L 0-1        | 10,224 | 14-9-4  | 1    | 46  | CHV: Ju. Garcia (13)   |
| 09/16/2006               | at Real Salt Lake | L 2-3        | 14,453 | 14-10-4 | 1    | 46  | DAL: Ruiz (4,45); RSL: Williams (13) Klein (62) Kreis (72)                               |
| 09/23/2006               | Real Salt Lake    | W 2-1        | 17,975 | 15-10-4 | 1    | 49  | DAL: Ruiz (9) Cooper (14); RSL: Cunningham (48)  |
| 09/30/2006               | at Columbus       | L 1-3        | 13,505 | 15-11-4 | 1    | 49  | DAL: Ruiz (90); CLB: Ngwenya (22) Thomas (66) Garey (76)                                 |
| <b>SEPTEMBER RECORD:</b> |                   | <b>2-3-1</b> |        |         |      |     |  |
| 10/07/2006               | Los Angeles       | W 2-1        | 20,500 | 16-11-4 | 1    | 52  | DAL: Ruiz (30) Cooper (47); LA: Donovan (71)   |
| 10/14/2006               | at Los Angeles    | L 2-5        | 27,000 | 16-12-4 | 1    | 52  | DAL: Thompson (14) Alvarez (80); LA: Donovan (25,38) Gomez (35) Jones (52) Quaranta (79) |
| <b>OCTOBER RECORD:</b>   |                   | <b>1-1-0</b> |        |         |      |     |  |

### PLAYOFFS:

| DATE       | OPPONENT    | RESULT     | ATT.   | W-L-T | RND. | NOTES:  |
|------------|-------------|------------|--------|-------|------|---|
| 10/21/2006 | at Colorado | W 2-1      | 4,176  | 1-0-0 | QTR  | DAL: Ruiz (15) Thompson (55); COL: Cooke (23)                       |
| 10/28/2006 | Colorado    | L 2-3 (OT) | 15,486 | 1-1-0 | QTR  | DAL: Ruiz (48), Goodson (92); COL: Hernandez (57, 83), Mathis (114) |

### FINAL REGULAR SEASON STANDINGS

#### EASTERN CONFERENCE

| ----- OVERALL ----- |    |    |    |    |     |    |    |     |  | ----- HOME ----- |   |   |    |    | ----- ROAD ----- |    |   |    |    |
|---------------------|----|----|----|----|-----|----|----|-----|--|------------------|---|---|----|----|------------------|----|---|----|----|
|                     | GP | W  | L  | T  | PTS | GF | GA | GD  |  | W                | L | T | GF | GA | W                | L  | T | GF | GA |
| D.C. United         | 32 | 15 | 7  | 10 | 55  | 52 | 38 | 14  |  | 9                | 3 | 4 | 31 | 22 | 6                | 4  | 6 | 21 | 16 |
| New England         | 32 | 12 | 8  | 12 | 48  | 39 | 35 | 4   |  | 8                | 3 | 5 | 23 | 14 | 4                | 5  | 7 | 16 | 21 |
| Chicago             | 32 | 13 | 11 | 8  | 47  | 43 | 41 | 2   |  | 8                | 4 | 4 | 25 | 20 | 5                | 7  | 4 | 18 | 21 |
| New York            | 32 | 9  | 11 | 12 | 39  | 41 | 41 | 0   |  | 8                | 3 | 5 | 24 | 17 | 1                | 8  | 7 | 17 | 24 |
| Kansas City         | 32 | 10 | 14 | 8  | 38  | 43 | 45 | -2  |  | 7                | 4 | 5 | 31 | 24 | 3                | 10 | 3 | 12 | 21 |
| Columbus            | 32 | 8  | 15 | 9  | 33  | 30 | 42 | -12 |  | 4                | 6 | 6 | 16 | 16 | 4                | 9  | 3 | 14 | 26 |

#### WESTERN CONFERENCE

| ----- OVERALL ----- |    |    |    |    |     |    |    |     |  | ----- HOME ----- |   |   |    |    | ----- ROAD ----- |    |   |    |    |
|---------------------|----|----|----|----|-----|----|----|-----|--|------------------|---|---|----|----|------------------|----|---|----|----|
|                     | GP | W  | L  | T  | PTS | GF | GA | GD  |  | W                | L | T | GF | GA | W                | L  | T | GF | GA |
| FC Dallas           | 32 | 16 | 12 | 4  | 52  | 48 | 44 | 4   |  | 12               | 3 | 1 | 28 | 14 | 4                | 9  | 3 | 20 | 30 |
| Houston             | 32 | 11 | 8  | 13 | 46  | 44 | 40 | 4   |  | 8                | 3 | 5 | 27 | 19 | 3                | 5  | 8 | 17 | 21 |
| Chivas USA          | 32 | 10 | 9  | 13 | 43  | 45 | 42 | 3   |  | 7                | 2 | 7 | 24 | 12 | 3                | 7  | 6 | 21 | 30 |
| Colorado            | 32 | 11 | 13 | 8  | 41  | 36 | 49 | -13 |  | 9                | 3 | 4 | 22 | 18 | 2                | 10 | 4 | 14 | 31 |
| Los Angeles         | 32 | 11 | 15 | 6  | 39  | 37 | 37 | 0   |  | 6                | 6 | 4 | 19 | 15 | 5                | 9  | 2 | 18 | 22 |
| Real Salt Lake      | 32 | 10 | 13 | 9  | 39  | 45 | 49 | -4  |  | 6                | 4 | 6 | 23 | 19 | 4                | 9  | 3 | 22 | 30 |

### 2006 FC DALLAS FINAL STATISTICS

| UNF             | POS | PLAYER              | GP | GS | MIN  | G  | A  | SHT | SOG | FC  | FS  | OFF | CK  | C  | E |
|-----------------|-----|---------------------|----|----|------|----|----|-----|-----|-----|-----|-----|-----|----|---|
| 20              | F   | Carlos Ruiz         | 27 | 25 | 2113 | 13 | 5  | 54  | 29  | 54  | 72  | 32  | 2   | 6  | 0 |
| 33              | F   | Kenny Cooper        | 31 | 29 | 2453 | 11 | 4  | 65  | 30  | 39  | 59  | 23  | 2   | 3  | 0 |
| 10              | M   | Ramon Nunez         | 25 | 20 | 1661 | 6  | 4  | 51  | 15  | 15  | 35  | 5   | 26  | 4  | 0 |
| 12              | M   | Arturo Alvarez      | 19 | 6  | 578  | 3  | 1  | 17  | 11  | 14  | 6   | 2   | 10  | 2  | 0 |
| 9               | F   | Roberto Mina        | 16 | 9  | 883  | 3  | 1  | 26  | 14  | 24  | 21  | 3   | 1   | 2  | 0 |
| 7               | F   | Abe Thompson        | 14 | 7  | 674  | 2  | 6  | 10  | 5   | 12  | 6   | 17  | 0   | 2  | 0 |
| 19              | D   | Bobby Rhine         | 30 | 30 | 2593 | 2  | 2  | 13  | 5   | 23  | 26  | 0   | 0   | 7  | 1 |
| 6               | M   | Ronnie O'Brien      | 27 | 26 | 2331 | 1  | 11 | 69  | 24  | 45  | 24  | 7   | 39  | 4  | 0 |
| 8               | M   | Richard Mulrooney   | 25 | 23 | 2075 | 1  | 9  | 12  | 5   | 21  | 29  | 4   | 29  | 1  | 0 |
| 3               | D   | Greg Vannoy         | 28 | 28 | 2510 | 1  | 2  | 9   | 3   | 23  | 9   | 0   | 2   | 3  | 0 |
| 14              | D   | Drew Moor           | 27 | 26 | 2280 | 1  | 1  | 12  | 5   | 25  | 20  | 2   | 0   | 6  | 0 |
| 15              | M   | Mark Wilson         | 12 | 7  | 582  | 1  | 1  | 7   | 2   | 7   | 9   | 0   | 0   | 0  | 0 |
| 25              | F   | Dominic Odoro       | 16 | 3  | 413  | 1  | 0  | 9   | 3   | 10  | 6   | 5   | 0   | 0  | 0 |
| 27              | M   | Aaron Pitchkolan    | 10 | 0  | 94   | 1  | 0  | 2   | 1   | 3   | 0   | 0   | 0   | 1  | 0 |
| 16              | D   | David Wagenfuhr     | 13 | 5  | 495  | 1  | 0  | 6   | 2   | 13  | 7   | 0   | 0   | 0  | 0 |
| 4               | D   | Chris Gbandi        | 28 | 27 | 2393 | 0  | 2  | 14  | 7   | 25  | 28  | 4   | 0   | 3  | 1 |
| 48              | GK  | Dario Sala          | 28 | 28 | 2475 | 0  | 1  | 0   | 0   | 1   | 4   | 0   | 0   | 3  | 0 |
| 17              | M   | Simo Valakari       | 31 | 30 | 2608 | 0  | 1  | 10  | 3   | 81  | 23  | 0   | 0   | 6  | 0 |
| 00              | GK  | Jeff Cassar         | 1  | 0  | 45   | 0  | 0  | 0   | 0   | 0   | 0   | 0   | 0   | 0  | 0 |
| 11              | D   | Clarence Goodson    | 13 | 9  | 866  | 0  | 0  | 8   | 3   | 11  | 8   | 1   | 1   | 3  | 0 |
| 1               | GK  | Shaka Hislop        | 4  | 4  | 360  | 0  | 0  | 0   | 0   | 0   | 0   | 0   | 0   | 0  | 0 |
| 13              | M   | Dax McCarty         | 2  | 0  | 12   | 0  | 0  | 0   | 0   | 2   | 0   | 0   | 0   | 0  | 0 |
| 24              | M   | Justin Moore        | 2  | 1  | 159  | 0  | 0  | 0   | 0   | 1   | 1   | 0   | 0   | 0  | 0 |
| *5              | M   | Marcelo Saragosa    | 7  | 3  | 291  | 0  | 0  | 2   | 0   | 13  | 8   | 0   | 0   | 0  | 0 |
| 21              | D   | Alex Yi             | 11 | 6  | 667  | 0  | 0  | 2   | 1   | 14  | 3   | 0   | 0   | 2  | 0 |
| 30              | GK  | Ray Burse           | 0  | 0  | 0    | 0  | 0  | 0   | 0   | 0   | 0   | 0   | 0   | 0  | 0 |
| 22              | D   | Michael Dello-Russo | 0  | 0  | 0    | 0  | 0  | 0   | 0   | 0   | 0   | 0   | 0   | 0  | 0 |
| 18              | F   | Alex Smith          | 0  | 0  | 0    | 0  | 0  | 0   | 0   | 0   | 0   | 0   | 0   | 0  | 0 |
| 23              | D   | Blake Wagner        | 0  | 0  | 0    | 0  | 0  | 0   | 0   | 0   | 0   | 0   | 0   | 0  | 0 |
| Team totals     |     |                     | 32 | 32 | 2880 | 48 | 51 | 398 | 168 | 476 | 419 | 105 | 112 | 58 | 2 |
| Opponent totals |     |                     | 32 | 32 | 2880 | 44 | 44 | 379 | 157 | 426 | 458 | 123 | 150 | 41 | 4 |

GAME-WINNING GOALS: Kenny Cooper 6, Carlos Ruiz 2, Ramon Nunez 2, Six players tied with 1.

GAME-WINNING ASSISTS: Ronnie O'Brien 4, Richard Mulrooney 4, Abe Thompson 2, Bobby Rhine 2, Chris Gbandi 2, Four players tied with 1.


PENALTY KICK GOALS/ATTEMPTS: None

### FC DALLAS INDIVIDUAL GOALKEEPING

| UNF             | POS | GOALKEEPER   | GP | GS | MIN  | SHTS | SV  | GA | GAA  | PG | PA | W  | L  | T | SO |
|-----------------|-----|--------------|----|----|------|------|-----|----|------|----|----|----|----|---|----|
| 00              | GK  | Jeff Cassar  | 1  | 0  | 45   | 3    | 3   | 0  | 0.00 | 0  | 0  | 0  | 0  | 0 | 0  |
| 48              | GK  | Dario Sala   | 28 | 28 | 2475 | 129  | 93  | 34 | 1.24 | 1  | 1  | 14 | 10 | 4 | 5  |
| 1               | GK  | Shaka Hislop | 4  | 4  | 360  | 25   | 13  | 10 | 2.50 | 0  | 0  | 2  | 2  | 0 | 0  |
| Team totals     |     |              | 32 | 32 | 2880 | 157  | 109 | 44 | 1.38 | 1  | 1  | 16 | 12 | 4 | 6  |
| Opponent totals |     |              | 32 | 32 | 2880 | 168  | 115 | 48 | 1.50 | 0  | 0  | 12 | 16 | 4 | 7  |

\* = Played with other teams in 2006. Only FC Dallas statistics listed here.





## HEAD COACH

Colin Clarke: 13-10-9

## PLAYOFFS

Lost to Colorado in quarterfinals.

MLS HONORS

Ronnie O'Brien: MLS All-Star, MLS Select IX

Greg Vanney: MLS All-Star

## Simo Valakari: MLS All-Star

## Eddie Johnson: MLS All-Star

## Carlos Ruiz: MLS All-Star, MLS Goal of the Decade

Colin Clakre (and staff): MLS All-Star

## TEAM HONORS

Ronnie O'Brien: MVP

### Carlos Ruiz: Golden Boot

### Greg Vanney: Defender of the Year

## Richard Mulrooney: Humanitarian of the Year

## 2005 FC DALLAS FINAL STATISTICS

[illegible]

Own-goals received

|                 |    |    |      |    |    |     |     |     |     |    |     |    |   |
|-----------------|----|----|------|----|----|-----|-----|-----|-----|----|-----|----|---|
| Team totals     | 32 | 32 | 2880 | 52 | 48 | 460 | 199 | 557 | 403 | 97 | 161 | 63 | 2 |
| Opponent totals | 32 | 32 | 2880 | 44 | 47 | 367 | 158 | 419 | 546 | 98 | 133 | 48 | 4 |

**GAME-WINNING GOALS:** Carlos Ruiz 3, Roberto Mina 3, Ronnie O'Brien 2, Five players tied with 1.

**GAME-WINNING ASSISTS:** David Wagenfuhr 2, Seven players tied with 1.

**PENALTY KICK GOALS/ATTEMPTS:** Carlos Ruiz 3-3, Ramon Nunez 1-1

## FC DALLAS INDIVIDUAL GOALKEEPING

| UNF             | POS | GOALKEEPER    | GP | GS | MIN  | SHTS | SV  | GA | GAA  | PG | PA | W  | L  | T | SO |
|-----------------|-----|---------------|----|----|------|------|-----|----|------|----|----|----|----|---|----|
| 48              | GK  | Dario Sala    | 1  | 1  | 90   | 2    | 2   | 0  | 0.00 | 0  | 0  | 0  | 0  | 1 | 1  |
| 1               | GK  | Scott Garlick | 28 | 27 | 2457 | 135  | 98  | 37 | 1.36 | 2  | 2  | 13 | 8  | 7 | 6  |
| 00              | GK  | Jeff Cassar   | 4  | 4  | 333  | 21   | 13  | 7  | 1.89 | 0  | 0  | 0  | 2  | 1 | 0  |
| Team totals     |     |               | 32 | 32 | 2880 | 158  | 113 | 44 | 1.38 | 2  | 2  | 13 | 10 | 9 | 7  |
| Opponent totals |     |               | 32 | 32 | 2880 | 199  | 137 | 52 | 1.63 | 4  | 4  | 10 | 13 | 9 | 8  |

\* = Played with other teams in 2005. Only FC Dallas statistics listed here.

| DATE                     | OPPONENT          | RESULT       | ATT.   | W-L-T   | POS. | PTS | NOTES:   |
|--------------------------|-------------------|--------------|--------|---------|------|-----|--|
| 04/02/2005               | Chicago           | W 2-1        | 10,504 | 1-0-0   | 1    | 3   | DAL: Mulrooney (2) Johnson (47); CHI: Gray (73)  |
| 04/09/2005               | at Colorado       | T 0-0        | 9,253  | 1-0-1   | 1    | 4   | --   |
| 04/16/2005               | at Chivas USA     | W 3-1        | 12,697 | 2-0-1   | 1    | 7   | DAL: O'Brien (40) Ruiz (85) Johnson (90); CHV: Martins (44)                                    |
| 04/23/2005               | Real Salt Lake    | W 3-0        | 9,134  | 3-0-1   | 1    | 10  | DAL: Mulrooney (4) Johnson (35) Ruiz (63)  |
| 04/30/2005               | at Los Angeles    | L 0-2        | 20,021 | 3-1-1   | 1    | 10  | LA: Donovan (9) Vagenas (39)   |
| <b>APRIL RECORD:</b>     |                   | <b>3-1-1</b> |        |         |      |     |  |
| 05/07/2005               | at Kansas City    | T 3-3        | 10,007 | 3-1-2   | 1    | 11  | DAL: Johnson (16) O'Brien (77) Ruiz (82); KC: Victorine (4) Wolff (51) Klein (53)              |
| 05/14/2005               | at San Jose       | T 0-0        | 11,067 | 3-1-3   | T1   | 12  | --   |
| 05/18/2005               | Colorado          | W 2-1        | 6,112  | 4-1-3   | 1    | 15  | DAL: O'Brien (61) Ruiz (77); COL: Jean Philippe (12)   |
| 05/22/2005               | at Chivas USA     | W 5-2        | 8,977  | 5-1-3   | 1    | 18  | DAL: Pitchkolan (0) Ruiz (48) O'Brien (51) Johnson (69) Mina (90); CHV: Cuadros (19) Romo (53) |
| 05/28/2005               | at D.C. United    | W 2-0        | 16,624 | 6-1-3   | 1    | 21  | DAL: Ruiz (49,56)  |
| <b>MAY RECORD:</b>       |                   | <b>3-0-2</b> |        |         |      |     |  |
| 06/04/2005               | at Real Salt Lake | W 2-0        | 40,589 | 7-1-3   | 1    | 24  | DAL: O'Brien (22) Thompson (58)  |
| 06/12/2005               | at Chicago        | L 0-2        | 8,777  | 7-2-3   | 1    | 24  | CHI: Jaqua (20) Reiter (90)  |
| 06/18/2005               | Los Angeles       | W 1-0        | 11,044 | 8-2-3   | 1    | 27  | DAL: Mina (32)   |
| 06/22/2005               | Chivas USA        | W 2-1        | 8,672  | 9-2-3   | 1    | 30  | DAL: Mina (18) Thompson (81); CHV: Taylor (48)   |
| 06/25/2005               | at Colorado       | W 3-1        | 9,208  | 10-2-3  | 1    | 33  | DAL: Pitchkolan (13) Rhine (85) Thompson (88); COL: Gonzalez (30)                              |
| <b>JUNE RECORD:</b>      |                   | <b>4-1-0</b> |        |         |      |     |  |
| 07/02/2005               | San Jose          | T 2-2        | 8,719  | 10-2-4  | 1    | 34  | DAL: Alvarez (4) Gbandi (57); SJ: Mullan (6) Clark (59)  |
| 07/16/2005               | at New England    | L 2-3        | 22,108 | 10-3-4  | 1    | 34  | DAL: Alvarez (7) O'Brien (45); NE: Twellman (44,90,90)   |
| 07/23/2005               | at Real Salt Lake | L 0-3        | 20,218 | 10-4-4  | T1   | 34  | RSL: Dunseth (3) Cila (25) Mathis (30)   |
| 07/27/2005               | at MetroStars     | L 2-3        | 7,776  | 10-5-4  | T1   | 34  | DAL: Goodson (38,47); MET: Razov (7) Magee (68) Galvan Rey (74)                                |
| <b>JULY RECORD:</b>      |                   | <b>0-3-1</b> |        |         |      |     |  |
| 08/06/2005               | MetroStars        | T 2-2        | 16,750 | 10-5-5  | 2    | 35  | DAL: Ruiz (31,34); MET: Djorkaeff (47,53)  |
| 08/13/2005               | New England       | L 1-2        | 12,101 | 10-6-5  | 2    | 35  | DAL: Ruiz (58); NE: Dempsey (33) Joseph (80)   |
| 08/20/2005               | at Columbus       | L 0-1        | 15,525 | 10-7-5  | T2   | 35  | CLB: Glen (81)   |
| 08/27/2005               | Chivas USA        | T 2-2        | 14,102 | 10-7-6  | 2    | 36  | DAL: Ruiz (44) Nunez (67); CHV: Arias (37) Hendrickson (59)                                    |
| <b>AUGUST RECORD:</b>    |                   | <b>0-2-2</b> |        |         |      |     |  |
| 09/03/2005               | San Jose          | L 0-2        | 8,023  | 10-8-6  | 2    | 36  | SJ: Cerritos (50) Moreno (53)  |
| 09/10/2005               | D.C. United       | L 1-2        | 15,263 | 10-9-6  | 3    | 36  | DAL: Nunez (87); DC: Erpen (15) Quaranta (72)  |
| 09/18/2005               | Real Salt Lake    | W 2-1        | 11,681 | 11-9-6  | T2   | 39  | DAL: Mina (17,52); RSL: Watson (54)  |
| 09/21/2005               | Los Angeles       | W 4-1        | 8,923  | 12-9-6  | 2    | 42  | DAL: own goal (34) Mina (37,45) Thompson (90); LA: own goal (86)                               |
| 09/24/2005               | at San Jose       | T 1-1        | 17,414 | 12-9-7  | 2    | 43  | DAL: Nunez (58); SJ: Ching (68)  |
| <b>SEPTEMBER RECORD:</b> |                   | <b>2-2-1</b> |        |         |      |     |  |
| 10/01/2005               | at Los Angeles    | L 1-2        | 25,557 | 12-10-7 | 3    | 43  | DAL: Pitchkolan (42); LA: Gomez (12,45)  |
| 10/05/2005               | Columbus          | W 2-1        | 6,961  | 13-10-7 | 2    | 46  | DAL: Rhine (58) Nunez (90); CLB: Testo (17)  |
| 10/08/2005               | Colorado          | T 0-0        | 13,011 | 13-10-8 | 2    | 47  | --   |
| 10/15/2005               | Kansas City       | T 2-2        | 18,021 | 13-10-9 | 2    | 48  | DAL: Pareja (69) Nunez (75); KC: Arnaud (77) Preki (90)  |
| <b>OCTOBER RECORD:</b>   |                   | <b>1-1-2</b> |        |         |      |     |  |

**PLAYOFFS:**

| DATE       | OPPONENT    | RESULT     | ATT.   | W-L-T | RND. | NOTES:  |
|------------|-------------|------------|--------|-------|------|---|
| 10/22/2005 | at Colorado | T 0-0      | 9,625  | 0-0-1 | QTR  | --  |
| 10/29/2005 | Colorado    | L 2-2 (OT) | 10,104 | 0-1-1 | QTR  | DAL: Ruiz (67, 105); COL: Cunningham (19), Kotschau (105) |

## FINAL REGULAR SEASON STANDINGS

## EASTERN CONFERENCE

|             | ----- OVERALL ----- |    |    |    |     |    |    |     | ----- HOME ----- |   |   |    |    | ----- ROAD ----- |   |   |    |    |
|-------------|---------------------|----|----|----|-----|----|----|-----|------------------|---|---|----|----|------------------|---|---|----|----|
|             | GP                  | W  | L  | T  | PTS | GF | GA | GD  | W                | L | T | GF | GA | W                | L | T | GF | GA |
| New England | 32                  | 17 | 7  | 8  | 59  | 55 | 37 | 18  | 11               | 2 | 3 | 28 | 13 | 6                | 5 | 5 | 27 | 24 |
| D.C. United | 32                  | 16 | 10 | 6  | 54  | 58 | 37 | 21  | 9                | 5 | 2 | 37 | 22 | 7                | 5 | 4 | 21 | 15 |
| Chicago     | 32                  | 15 | 13 | 4  | 49  | 49 | 50 | -1  | 8                | 5 | 3 | 30 | 27 | 7                | 8 | 1 | 19 | 23 |
| MetroStars  | 32                  | 12 | 9  | 11 | 47  | 53 | 49 | 4   | 6                | 3 | 7 | 28 | 27 | 6                | 6 | 4 | 25 | 22 |
| Kansas City | 32                  | 11 | 9  | 12 | 45  | 52 | 44 | 8   | 6                | 4 | 6 | 23 | 18 | 5                | 5 | 6 | 29 | 26 |
| Columbus    | 32                  | 11 | 16 | 5  | 38  | 34 | 45 | -11 | 7                | 8 | 1 | 15 | 19 | 4                | 8 | 4 | 19 | 26 |

## WESTERN CONFERENCE

|                | OVERALL |    |    |    |     |    |    |     | HOME |    |   |    |    | ROAD |    |   |    |    |
|----------------|---------|----|----|----|-----|----|----|-----|------|----|---|----|----|------|----|---|----|----|
|                | GP      | W  | L  | T  | PTS | GF | GA | GD  | W    | L  | T | GF | GA | W    | L  | T | GF | GA |
| San Jose       | 32      | 18 | 4  | 10 | 64  | 53 | 31 | 22  | 9    | 0  | 7 | 30 | 14 | 9    | 4  | 3 | 23 | 17 |
| FC Dallas      | 32      | 13 | 10 | 9  | 48  | 52 | 44 | 8   | 8    | 3  | 5 | 28 | 20 | 5    | 7  | 4 | 24 | 24 |
| Colorado       | 32      | 13 | 13 | 6  | 45  | 40 | 37 | 3   | 10   | 4  | 2 | 24 | 14 | 3    | 9  | 4 | 16 | 23 |
| Los Angeles    | 32      | 13 | 13 | 6  | 45  | 44 | 45 | -1  | 10   | 3  | 3 | 29 | 17 | 3    | 10 | 3 | 15 | 28 |
| Real Salt Lake | 32      | 5  | 22 | 5  | 20  | 30 | 65 | -35 | 5    | 8  | 3 | 19 | 24 | 0    | 14 | 2 | 11 | 41 |
| Chivas USA     | 32      | 4  | 22 | 6  | 18  | 31 | 67 | -36 | 3    | 11 | 2 | 15 | 30 | 1    | 11 | 4 | 16 | 37 |



# 2004 Season (10-14-6, 36 pts)

# 2004 Game-by-game

Finished Fifth in the Western Conference



## HEAD COACH

Colin Clarke: 10-14-6

## PLAYOFFS

None

## MLS HONORS

Cory Gibbs: MLS All-Star  
 Ronnie O'Brien: MLS All-Star, MLS Best XI, Player of the Week (Week 22)  
 Jason Kreis: MLS All-Star Reserve, Commissioner's Pick  
 Brad Davis: MLS Player of the Week (17)  
 Jeff Cassar: MLS Player of the Week (15)

## TEAM HONORS

Simo Valakari: MVP  
 Eddie Johnson: Golden Boot  
 Cory Gibbs: Defender of the Year  
 Steve Jolly: Humanitarian of the Year

| DATE                     | OPPONENT       | RESULT       | ATT.   | W-L-T   | POS. | PTS | NOTES:  |
|--------------------------|----------------|--------------|--------|---------|------|-----|---|
| 04/03/2004               | Colorado       | T 1-1        | 7,359  | 0-0-1   | T2   | 1   | DAL: Rhine (75); COL: Spencer (36)                                  |
| 04/17/2004               | at Chicago     | W 2-0        | 12,828 | 1-0-1   | T2   | 4   | DAL: Johnson (27) Rhine (70)  |
| 04/24/2004               | Kansas City    | W 1-0        | 10,269 | 2-0-1   | 2    | 7   | DAL: Nhleko (17)  |
| <b>APRIL RECORD:</b>     |                | <b>2-0-1</b> |        |         |      |     |   |
| 05/01/2004               | at Columbus    | T 0-0        | 13,271 | 2-0-2   | T1   | 8   | --  |
| 05/08/2004               | Los Angeles    | L 1-3        | 6,755  | 2-1-2   | T2   | 8   | DAL: Nhleko (6); LA: Kirovski (57,65) Ruiz (90)                     |
| 05/15/2004               | San Jose       | L 1-2        | 8,498  | 2-2-2   | T3   | 8   | DAL: Johnson (66); SJ: Donovan (13) Ching (45)                      |
| 05/22/2004               | at Kansas City | L 0-2        | 10,013 | 2-3-2   | 5    | 8   | KC: Jewsbury (60) Wolff (67)  |
| 05/29/2004               | at Los Angeles | L 1-4        | 18,460 | 2-4-2   | 5    | 8   | DAL: O'Brien (71); LA: Victorine (9) own goal (65) Kirovski (72,90) |
| <b>MAY RECORD:</b>       |                | <b>0-4-1</b> |        |         |      |     |   |
| 06/05/2004               | at MetroStars  | W 2-0        | 11,519 | 3-4-2   | 4    | 11  | DAL: Johnson (51) Nhleko (90)                                       |
| 06/12/2004               | New England    | W 3-1        | 6,941  | 4-4-2   | 4    | 14  | DAL: Kreis (12) Johnson (74) Nhleko (84); NE: Dempsey (52)          |
| 06/19/2004               | at Colorado    | T 1-1        | 9,277  | 4-4-3   | 4    | 15  | DAL: Kreis (49); COL: Henderson (51)                                |
| 06/26/2004               | D.C. United    | T 1-1        | 13,833 | 4-4-4   | 4    | 16  | DAL: Kreis (37); DC: Eskandarian (58)                               |
| <b>JUNE RECORD:</b>      |                | <b>2-0-2</b> |        |         |      |     |   |
| 07/03/2004               | at Kansas City | L 1-5        | 20,011 | 4-5-4   | 5    | 16  | DAL: Kreis (31); KC: Arnaud (22,79,90) Klein (72) Wolff (75)        |
| 07/07/2004               | at San Jose    | W 2-1        | 9,350  | 5-5-4   | 4    | 19  | DAL: Quill (6) Valakari (89); SJ: Corrales (10)                     |
| 07/10/2004               | Columbus       | T 0-0        | 7,223  | 5-5-5   | 4    | 20  | --  |
| 07/17/2004               | Kansas City    | L 0-1        | 6,942  | 5-6-5   | T4   | 20  | KC: Gutierrez (42)  |
| 07/24/2004               | D.C. United    | W 5-1        | 11,088 | 6-6-5   | T3   | 23  | DAL: Jolley (10) Johnson (31,73) Davis (45,63); DC: own goal (34)   |
| 07/28/2004               | at Columbus    | L 1-2        | 13,069 | 6-7-5   | 4    | 23  | DAL: Kreis (59); CLB: Buddle (38,43)                                |
| <b>JULY RECORD:</b>      |                | <b>2-3-1</b> |        |         |      |     |   |
| 08/07/2004               | Colorado       | W 1-0        | 17,792 | 7-7-5   | T3   | 26  | DAL: Johnson (90)   |
| 08/11/2004               | New England    | L 0-3        | 5,104  | 7-8-5   | T3   | 26  | NE: Noonan (3) Twellman (86) Dorman (90)                            |
| 08/15/2004               | at MetroStars  | W 1-0        | 11,913 | 8-8-5   | T3   | 29  | DAL: Nhleko (90)  |
| 08/21/2004               | at San Jose    | L 0-3        | 10,020 | 8-9-5   | 5    | 29  | SJ: Corrales (5) own goal (24) Ching (52)                           |
| 08/28/2004               | Chicago        | W 4-1        | 7,744  | 9-9-5   | 4    | 32  | DAL: O'Brien (28) Johnson (33,65) Nhleko (58); CHI: Jaqua (49)      |
| <b>AUGUST RECORD:</b>    |                | <b>3-2-0</b> |        |         |      |     |   |
| 09/04/2004               | at Colorado    | L 1-2        | 8,931  | 9-10-5  | 5    | 32  | DAL: Behncke (43); COL: Spencer (52) Borchers (85)                  |
| 09/11/2004               | at D.C. United | L 0-3        | 13,024 | 9-11-5  | 5    | 32  | DC: Eskandarian (45,82) Adu (84)                                    |
| 09/18/2004               | Los Angeles    | W 2-0        | 9,289  | 10-11-5 | 4    | 35  | DAL: Johnson (10,44)  |
| 09/25/2004               | MetroStars     | L 0-2        | 7,214  | 10-12-5 | T4   | 35  | MET: Wolyniec (30) Glen (90)  |
| <b>SEPTEMBER RECORD:</b> |                | <b>1-3-0</b> |        |         |      |     |   |
| 10/02/2004               | at New England | L 0-2        | 10,141 | 10-13-5 | 5    | 35  | NE: Twellman (42) Ralston (47)                                      |
| 10/09/2004               | at Los Angeles | L 0-2        | 27,000 | 10-14-5 | 5    | 35  | LA: Kirovski (68,85)  |
| 10/16/2004               | San Jose       | T 2-2        | 10,268 | 10-14-6 | 5    | 36  | DAL: Johnson (12) Pareja (62); SJ: Ching (34) Corrales (36)         |
| <b>OCTOBER RECORD:</b>   |                | <b>0-2-1</b> |        |         |      |     |   |

## PLAYOFFS:

None

## FINAL REGULAR SEASON STANDINGS

### EASTERN CONFERENCE

|             | OVERALL |    |    |    |     |    |    |    | HOME |   |   |    |    | ROAD |   |   |    |    |
|-------------|---------|----|----|----|-----|----|----|----|------|---|---|----|----|------|---|---|----|----|
|             | GP      | W  | L  | T  | PTS | GF | GA | GD | W    | L | T | GF | GA | W    | L | T | GF | GA |
| Columbus    | 30      | 12 | 5  | 13 | 49  | 40 | 32 | 8  | 8    | 2 | 5 | 26 | 18 | 4    | 3 | 8 | 14 | 14 |
| D.C. United | 30      | 11 | 10 | 9  | 42  | 43 | 42 | 1  | 9    | 2 | 4 | 31 | 17 | 2    | 8 | 5 | 12 | 25 |
| MetroStars  | 30      | 11 | 12 | 7  | 40  | 47 | 49 | -2 | 7    | 4 | 4 | 22 | 17 | 4    | 8 | 3 | 25 | 32 |
| New England | 30      | 8  | 13 | 9  | 33  | 42 | 43 | -1 | 6    | 6 | 3 | 24 | 20 | 2    | 7 | 6 | 18 | 23 |
| Chicago     | 30      | 8  | 13 | 9  | 33  | 36 | 44 | -8 | 7    | 5 | 3 | 21 | 16 | 1    | 8 | 6 | 15 | 28 |

### WESTERN CONFERENCE

|             | OVERALL |    |    |    |     |    |    |     | HOME |   |   |    | ROAD |   |   |   |    |    |
|-------------|---------|----|----|----|-----|----|----|-----|------|---|---|----|------|---|---|---|----|----|
|             | GP      | W  | L  | T  | PTS | GF | GA | GD  | W    | L | T | GF | GA   | W | L | T | GF | GA |
| Kansas City | 30      | 14 | 9  | 7  | 49  | 38 | 30 | 8   | 9    | 3 | 3 | 22 | 12   | 5 | 6 | 4 | 16 | 18 |
| Los Angeles | 30      | 11 | 9  | 10 | 43  | 42 | 40 | 2   | 8    | 2 | 5 | 25 | 16   | 3 | 7 | 5 | 17 | 24 |
| Colorado    | 30      | 10 | 9  | 11 | 41  | 29 | 32 | -3  | 7    | 1 | 7 | 16 | 8    | 3 | 8 | 4 | 13 | 24 |
| San Jose    | 30      | 9  | 10 | 11 | 38  | 41 | 35 | 6   | 5    | 2 | 8 | 25 | 16   | 4 | 8 | 3 | 16 | 19 |
| Dallas      | 30      | 10 | 14 | 6  | 36  | 34 | 45 | -11 | 6    | 5 | 4 | 22 | 18   | 4 | 9 | 2 | 12 | 27 |

## 2004 FC DALLAS FINAL STATISTICS

| UNF             | POS | PLAYER           | GP | GS | MIN  | G  | A  | SHT | SOG | FC  | FS  | OFF | CK  | C  | E |
|-----------------|-----|------------------|----|----|------|----|----|-----|-----|-----|-----|-----|-----|----|---|
| 7               | F   | Eddie Johnson    | 26 | 25 | 2269 | 12 | 3  | 75  | 32  | 39  | 53  | 27  | 0   | 1  | 0 |
| 18              | F   | Toni Nhleko      | 23 | 13 | 1186 | 6  | 2  | 49  | 23  | 33  | 20  | 14  | 0   | 1  | 0 |
| 9               | F   | Jason Kreis      | 25 | 19 | 1703 | 5  | 2  | 42  | 16  | 26  | 18  | 9   | 16  | 2  | 1 |
| 6               | M   | Ronnie O'Brien   | 29 | 29 | 2581 | 2  | 10 | 67  | 30  | 53  | 27  | 5   | 32  | 4  | 0 |
| 10              | M   | Brad Davis       | 29 | 24 | 1945 | 2  | 2  | 34  | 11  | 37  | 28  | 4   | 91  | 2  | 1 |
| 19              | F   | Bobby Rhine      | 19 | 6  | 693  | 2  | 2  | 21  | 9   | 12  | 16  | 1   | 1   | 5  | 0 |
| 8               | M   | Oscar Pareja     | 24 | 12 | 1096 | 1  | 6  | 12  | 3   | 30  | 32  | 1   | 5   | 3  | 1 |
| 17              | M   | Simo Valakari    | 26 | 26 | 2297 | 1  | 4  | 11  | 5   | 73  | 23  | 0   | 1   | 8  | 2 |
| 15              | M   | Eric Quill       | 23 | 16 | 1237 | 1  | 3  | 23  | 12  | 23  | 15  | 5   | 13  | 1  | 0 |
| 16              | D   | Matt Behncke     | 17 | 14 | 1239 | 1  | 0  | 7   | 2   | 26  | 11  | 1   | 0   | 2  | 0 |
| 5               | D   | Steve Jolley     | 28 | 28 | 2428 | 1  | 0  | 13  | 6   | 20  | 14  | 1   | 0   | 4  | 0 |
| 1               | GK  | Scott Garlick    | 12 | 11 | 1068 | 0  | 1  | 0   | 0   | 0   | 1   | 0   | 0   | 0  | 0 |
| 4               | D   | Chris Gbandi     | 23 | 20 | 1771 | 0  | 1  | 5   | 0   | 27  | 24  | 0   | 0   | 8  | 0 |
| 2               | D   | Cory Gibbs       | 21 | 21 | 1850 | 0  | 1  | 12  | 2   | 32  | 29  | 0   | 0   | 4  | 0 |
| 3               | D-M | Carey Talley     | 23 | 19 | 1688 | 0  | 1  | 11  | 7   | 33  | 13  | 1   | 1   | 6  | 0 |
| 00              | GK  | Jeff Cassar      | 19 | 19 | 1632 | 0  | 0  | 0   | 0   | 0   | 0   | 0   | 0   | 0  | 0 |
| 20              | D   | Clarence Goodson | 5  | 2  | 247  | 0  | 0  | 2   | 0   | 3   | 2   | 1   | 0   | 2  | 0 |
| 21              | M   | Ramon Nunez      | 8  | 0  | 107  | 0  | 0  | 7   | 0   | 1   | 4   | 0   | 2   | 0  | 0 |
| 14              | D-M | Milton Reyes     | 12 | 9  | 828  | 0  | 0  | 9   | 1   | 18  | 29  | 1   | 0   | 4  | 0 |
| 22              | D   | Philip Salyer    | 17 | 16 | 1407 | 0  | 0  | 6   | 1   | 11  | 8   | 0   | 0   | 3  | 0 |
| 12              | M   | Jordan Stone     | 5  | 1  | 145  | 0  | 0  | 1   | 0   | 2   | 0   | 0   | 0   | 0  | 0 |
| 11              | F   | *Jason Thompson  | 1  | 0  | 1    | 0  | 0  | 0   | 0   | 0   | 0   | 0   | 0   | 0  | 0 |
| 23              | M   | Ty Maurin        | 0  | 0  | 0    | 0  | 0  | 0   | 0   | 0   | 0   | 0   | 0   | 0  | 0 |
| 25              | D   | David Wagenfuhr  | 0  | 0  | 0    | 0  | 0  | 0   | 0   | 0   | 0   | 0   | 0   | 0  | 0 |
| Team totals     |     |                  | 30 | 30 | 2700 | 34 | 38 | 407 | 160 | 499 | 373 | 71  | 162 | 60 | 5 |
| Opponent totals |     |                  | 30 | 30 | 2700 | 45 | 52 | 362 | 166 | 386 | 492 | 68  | 155 | 42 | 6 |

GAME-WINNING GOALS: Eddie Johnson 7, Toni Nhleko 2, Simo Valakari 1

GAME-WINNING ASSISTS: Ronnie O'Brien 4, Carey Talley 1, Eric Quill 1, Oscar Pareja 1, Scott Garlick 1, Brad Davis 1

PENALTY KICK GOALS/ATTEMPTS: Bobby Rhine 1-1, Eddie Johnson 1-1

## DALLAS BURN INDIVIDUAL GOALKEEPING

| UNF             | POS | GOALKEEPER    | GP | GS | MIN  | SHTS | SV  | GA | GAA  | PG | PA | W  | L  | T | SO |
|-----------------|-----|---------------|----|----|------|------|-----|----|------|----|----|----|----|---|----|
| 00              | GK  | Jeff Cassar   | 19 | 19 | 1632 | 94   | 65  | 27 | 1.49 | 0  | 1  | 7  | 8  | 4 | 4  |
| 1               | GK  | Scott Garlick | 12 | 11 | 1068 | 72   | 52  | 18 | 1.52 | 1  | 1  | 3  | 6  | 2 | 4  |
| Team totals     |     |               | 30 | 30 | 2700 | 166  | 117 | 45 | 1.50 | 1  | 2  | 10 | 14 | 6 | 8  |
| Opponent totals |     |               | 30 | 30 | 2700 | 160  | 117 | 34 | 1.13 | 2  | 2  | 14 | 10 | 6 | 10 |

\* = Played with other teams in 2004. Only Dallas Burn statistics listed here.



# 2003 Season (6-19-5, 23 pts)

# 2003 Game-by-game

## Finished Fifth in the Western Conference



### HEAD COACH

Colin Clarke: 2-3-1

### PLAYOFFS

None

### MLS HONORS

DJ Countess: MLS Player of the Week (28)

### TEAM HONORS

Jason Kreis: MVP

Brad Davis: Golden Boot

DJ Countess: Defender of the Year

Bobby Rhine: Humanitarian of the Year

### 2003 FC DALLAS FINAL STATISTICS

| UNF                | POS | PLAYER            | GP | GS | MIN  | G  | A  | SHT | SOG | FC  | FS  | OFF | CK  | C  | E |
|--------------------|-----|-------------------|----|----|------|----|----|-----|-----|-----|-----|-----|-----|----|---|
| 9                  | F   | Jason Kreis       | 18 | 18 | 1543 | 7  | 2  | 42  | 21  | 21  | 22  | 17  | 2   | 3  | 0 |
| 24                 | M   | Brad Davis        | 26 | 21 | 1910 | 6  | 5  | 41  | 16  | 41  | 42  | 7   | 59  | 1  | 0 |
| 20                 | F   | *Ronald Cerritos  | 15 | 9  | 852  | 3  | 1  | 15  | 10  | 9   | 12  | 13  | 0   | 0  | 0 |
| 7                  | F   | Eddie Johnson     | 22 | 13 | 1265 | 3  | 0  | 31  | 12  | 26  | 31  | 16  | 0   | 2  | 0 |
| 11                 | F   | *Ali Curtis       | 8  | 6  | 474  | 1  | 2  | 9   | 5   | 4   | 11  | 1   | 1   | 0  | 0 |
| 18                 | F   | Toni Nhleko       | 11 | 9  | 792  | 2  | 4  | 22  | 7   | 23  | 12  | 19  | 0   | 2  | 0 |
| 10                 | M   | Joselito Vaca     | 27 | 21 | 1871 | 2  | 4  | 32  | 14  | 24  | 29  | 6   | 15  | 1  | 0 |
| 4                  | D   | *Brian Dunseth    | 9  | 9  | 806  | 1  | 1  | 3   | 2   | 12  | 5   | 0   | 0   | 0  | 0 |
| 19                 | F   | Bobby Rhine       | 25 | 10 | 1034 | 2  | 1  | 21  | 10  | 22  | 20  | 8   | 0   | 3  | 0 |
| 15                 | M   | Chad Deering      | 27 | 26 | 2187 | 1  | 5  | 24  | 6   | 57  | 23  | 0   | 32  | 7  | 1 |
| 8                  | M   | Oscar Pareja      | 24 | 23 | 1982 | 1  | 4  | 20  | 3   | 58  | 48  | 5   | 5   | 9  | 0 |
| 2                  | D   | Chris Gbandi      | 22 | 17 | 1573 | 1  | 2  | 4   | 3   | 27  | 22  | 3   | 1   | 4  | 0 |
| 14                 | F   | *Gavin Ginton     | 10 | 3  | 273  | 0  | 0  | 4   | 2   | 4   | 10  | 3   | 0   | 1  | 0 |
| 3                  | D-M | *Ezra Hendrickson | 16 | 15 | 1367 | 1  | 1  | 6   | 1   | 8   | 10  | 0   | 0   | 2  | 0 |
| 26                 | M   | Ronnie O'Brien    | 6  | 3  | 317  | 1  | 0  | 10  | 5   | 12  | 5   | 0   | 0   | 0  | 0 |
| 3                  | D   | *Ryan Suarez      | 12 | 12 | 1110 | 1  | 0  | 9   | 3   | 29  | 13  | 2   | 0   | 4  | 1 |
| 21                 | D   | Shavar Thomas     | 15 | 14 | 1252 | 1  | 0  | 4   | 2   | 34  | 6   | 0   | 1   | 2  | 1 |
| 4                  | D   | *Paul Broome      | 7  | 6  | 563  | 0  | 1  | 3   | 1   | 13  | 11  | 0   | 0   | 2  | 1 |
| 11                 | M   | *Antonio Martinez | 10 | 5  | 564  | 0  | 1  | 11  | 4   | 4   | 15  | 1   | 14  | 0  | 0 |
| 16                 | D   | Matt Behncke      | 13 | 9  | 827  | 0  | 0  | 6   | 1   | 15  | 13  | 1   | 0   | 1  | 0 |
| 5                  | D   | Tenywa Bonseu     | 20 | 20 | 1789 | 0  | 0  | 4   | 2   | 23  | 13  | 0   | 0   | 2  | 1 |
| 00                 | GK  | Jeff Cassar       | 7  | 6  | 562  | 0  | 0  | 0   | 0   | 0   | 0   | 0   | 0   | 1  | 0 |
| 1                  | GK  | D.J. Countess     | 24 | 24 | 2194 | 0  | 0  | 0   | 0   | 1   | 1   | 0   | 0   | 3  | 0 |
| 6                  | D   | Steve Morrow      | 17 | 17 | 1484 | 0  | 0  | 6   | 2   | 22  | 5   | 0   | 0   | 0  | 0 |
| 22                 | D   | Phillip Salyer    | 8  | 5  | 491  | 0  | 0  | 3   | 0   | 6   | 4   | 0   | 0   | 1  | 0 |
| 12                 | M   | Jordan Stone      | 16 | 9  | 1057 | 0  | 0  | 1   | 0   | 14  | 9   | 0   | 0   | 1  | 1 |
| 13                 | M   | Mandi Urbas       | 3  | 0  | 40   | 0  | 0  | 1   | 1   | 0   | 1   | 0   | 0   | 0  | 0 |
| 25                 | F   | Andy Rosenband    | 0  | 0  | 0    | 0  | 0  | 0   | 0   | 0   | 0   | 0   | 0   | 0  | 0 |
| 17                 | F   | Jason Thompson    | 0  | 0  | 0    | 0  | 0  | 0   | 0   | 0   | 0   | 0   | 0   | 0  | 0 |
| Own-goals received |     |                   |    |    | 1    |    |    |     |     |     |     |     |     |    |   |
| Team totals        |     |                   | 30 | 30 | 2756 | 35 | 34 | 332 | 133 | 509 | 393 | 102 | 130 | 52 | 6 |
| Opponent totals    |     |                   | 30 | 30 | 2756 | 64 | 63 | 439 | 213 | 413 | 486 | 66  | 172 | 38 | 3 |

GAME-WINNING GOALS: Shavar Thomas 1, Toni Nhleko 1, Jason Kreis 1, Eddie Johnson 1, Chad Deering 1, Ronald Cerritos 1

GAME-WINNING ASSISTS: Oscar Pareja 2, Joselito Vaca 1, Jason Kreis 1, Brad Davis 1

PENALTY KICK GOALS/ATTEMPTS: Jason Kreis 1-2, Brad Davis 2-2, Eddie Johnson 0-1, Ronald Cerritos 1-1

### DALLAS BURN INDIVIDUAL GOALKEEPING

| UNF             | POS | GOALKEEPER    | GP | GS | MIN  | SHTS | SV  | GA | GAA  | PG | PA | W  | L  | T | SO |
|-----------------|-----|---------------|----|----|------|------|-----|----|------|----|----|----|----|---|----|
| 2               | D   | Chris Gbandi  | 1  | 0  | 1    | 0    | 0   | 0  | 0.00 | 0  | 0  | 0  | 0  | 0 | 0  |
| 1               | GK  | D.J. Countess | 24 | 24 | 2193 | 173  | 115 | 48 | 1.97 | 6  | 10 | 5  | 15 | 4 | 2  |
| 00              | GK  | Jeff Cassar   | 7  | 6  | 562  | 40   | 23  | 16 | 2.56 | 0  | 0  | 1  | 4  | 1 | 2  |
| Team totals     |     |               | 30 | 30 | 2756 | 213  | 138 | 64 | 2.09 | 6  | 10 | 6  | 19 | 5 | 4  |
| Opponent totals |     |               | 30 | 30 | 2756 | 133  | 96  | 35 | 1.14 | 4  | 6  | 19 | 6  | 5 | 8  |

\* = Played with other teams in 2003. Only Dallas Burn statistics listed here.

| DATE                           | OPPONENT       | RESULT     | ATT.   | W-L-T  | POS. | PTS | NOTES:   |
|--------------------------------|----------------|------------|--------|--------|------|-----|--|
| 04/12/2003                     | Los Angeles    | T 1-1 (OT) | 9,098  | 0-0-1  | 4    | 1   | DAL: O'Brien (4); LA: Ruiz (30)  |
| 04/26/2003                     | New England    | L 1-2      | 8,543  | 0-1-1  | T4   | 1   | DAL: Kreis (72); NE: Jo. Moore (12) Twellman (84)  |
| <b>APRIL RECORD: 0-1-1</b>     |                |            |        |        |      |     |  |
| 05/03/2003                     | at D.C. United | T 0-0 (OT) | 12,758 | 0-1-2  | 4    | 2   | --   |
| 05/10/2003                     | Kansas City    | L 1-3      | 8,317  | 0-2-2  | 4    | 2   | DAL: Kreis (53); KC: Quill (12) Brown (15) Klein (66)                                      |
| 05/17/2003                     | Los Angeles    | T 1-1 (OT) | 8,085  | 0-2-3  | 4    | 3   | DAL: Davis (82); LA: Ginton (43)   |
| 05/24/2003                     | at MetroStars  | L 1-2      | 9,110  | 0-3-3  | 4    | 3   | DAL: Kreis (63); MET: Mathis (60) Jolley (84)  |
| 05/31/2003                     | D.C. United    | W 3-2      | 7,617  | 1-3-3  | 3    | 6   | DAL: Kreis (16) Gbandi (41) Cerritos (75); DC: Convey (51,89)                              |
| <b>MAY RECORD: 1-2-2</b>       |                |            |        |        |      |     |  |
| 06/14/2003                     | San Jose       | L 1-2      | 7,601  | 1-4-3  | 5    | 6   | DAL: Kreis (25); SJ: Mullan (49) Alvarez (87)  |
| 06/18/2003                     | at Chicago     | L 1-4      | 11,728 | 1-5-3  | 5    | 6   | DAL: Suarez (78); CHI: Razov (21,87) Ralph (49) Gray (84)                                  |
| 06/21/2003                     | Colorado       | W 3-1      | 7,810  | 2-5-3  | 4    | 9   | DAL: Davis (31) Kreis (45) Vaca (90); COL: Spencer (25)                                    |
| 06/28/2003                     | at Los Angeles | L 0-3      | 18,165 | 2-6-3  | T4   | 9   | LA: Victorine (20) Albright (60) Ruiz (63)   |
| <b>JUNE RECORD: 1-3-0</b>      |                |            |        |        |      |     |  |
| 07/02/2003                     | D.C. United    | L 1-3      | 6,075  | 2-7-3  | T4   | 9   | DAL: Kreis (74); DC: Nelsen (29) Kovalenko (78) Stoitchkov (88)                            |
| 07/05/2003                     | at Columbus    | T 0-0 (OT) | 14,412 | 2-7-4  | 5    | 10  | --   |
| 07/12/2003                     | at Kansas City | L 1-5      | 16,349 | 2-8-4  | 5    | 10  | DAL: Cerritos (63); KC: Brunt (45) Simutenkov (53,56) Quill (68) Armstrong (74)            |
| 07/16/2003                     | at New England | W 2-1      | 10,361 | 3-8-4  | 5    | 13  | DAL: Cerritos (4) Thomas (13); NE: Jo. Moore (44)  |
| 07/19/2003                     | MetroStars     | L 1-2 (OT) | 8,422  | 3-9-4  | 5    | 13  | DAL: Davis (26); MET: Magee (84) Wolyniec (95)   |
| 07/26/2003                     | at San Jose    | L 0-3      | 9,034  | 3-10-4 | 5    | 13  | SJ: Mullan (25) Lagos (37) Agoos (90)  |
| <b>JULY RECORD: 1-4-1</b>      |                |            |        |        |      |     |  |
| 08/09/2003                     | at Colorado    | L 0-2      | 12,264 | 3-11-4 | 5    | 13  | COL: Spencer (3) Chung (47)  |
| 08/13/2003                     | San Jose       | L 0-3      | 5,515  | 3-12-4 | 5    | 13  | SJ: Ching (11) Donovan (23,44)   |
| 08/16/2003                     | Kansas City    | W 3-2      | 7,712  | 4-12-4 | 5    | 16  | DAL: Vaca (30) Davis (54) Johnson (71); KC: Preki (26) Gomez (77)                          |
| 08/23/2003                     | Columbus       | L 1-2      | 7,950  | 4-13-4 | 5    | 16  | DAL: Rhine (75); CLB: Buddle (43) Paule (62)   |
| 08/30/2003                     | at Los Angeles | L 1-2      | 23,263 | 4-14-4 | 5    | 16  | DAL: Davis (12); LA: Ruiz (50) Moreno (90)   |
| <b>AUGUST RECORD: 1-4-0</b>    |                |            |        |        |      |     |  |
| 09/06/2003                     | at Colorado    | L 1-2      | 15,726 | 4-15-4 | 5    | 16  | DAL: Davis (24); COL: Carrieri (54) Henderson (76)   |
| 09/13/2003                     | at Columbus    | L 2-3      | 16,049 | 4-16-4 | 5    | 16  | DAL: Dunseth (15) Johnson (52); CLB: Buddle (28,81) McBride (39)                           |
| 09/20/2003                     | Chicago        | W 2-0      | 8,010  | 5-16-4 | 5    | 19  | DAL: Nhleko (7) Johnson (45)   |
| 09/27/2003                     | at San Jose    | L 2-5      | 12,219 | 5-17-4 | 5    | 19  | DAL: Hendrickson (8) Curtis (14); SJ: De Rosario (0,11,48) Donovan (24,35)                 |
| <b>SEPTEMBER RECORD: 1-3-0</b> |                |            |        |        |      |     |  |
| 10/04/2003                     | New England    | L 1-4      | 8,917  | 5-18-4 | 5    | 19  | DAL: Pareja (20); NE: Twellman (44,60) Joseph (53) Noonan (75)                             |
| 10/11/2003                     | at MetroStars  | T 0-0 (OT) | 13,567 | 5-18-5 | 5    | 20  | --   |
| 10/18/2003                     | at Kansas City | L 0-1      | 14,923 | 5-19-5 | 5    | 20  | KC: Conrad (15)  |
| 10/25/2003                     | Colorado       | W 4-3      | 8,913  | 6-19-5 | 5    | 23  | DAL: Rhine (19) own goal (22) Nhleko (31) Deering (39); COL: Spencer (18,52) Crawford (85) |

### PLAYOFFS:

None.

### FINAL REGULAR SEASON STANDINGS

#### EASTERN CONFERENCE


|             | OVERALL |    |    |   |     |    |    |    | HOME |   |   |    |    | ROAD |   |   |    |    |
|-------------|---------|----|----|---|-----|----|----|----|------|---|---|----|----|------|---|---|----|----|
|             | GP      | W  | L  | T | PTS | GF | GA | GD | W    | L | T | GF | GA | W    | L | T | GF | GA |
| Chicago     | 30      | 15 | 7  | 8 | 53  | 53 | 43 | 10 | 10   | 1 | 4 | 31 | 12 | 5    | 6 | 4 | 22 | 31 |
| New England | 30      | 12 | 9  | 9 | 45  | 55 | 47 | 8  | 7    | 4 | 4 | 32 | 23 | 5    | 5 | 5 | 23 | 24 |
| MetroStars  | 30      | 11 | 10 | 9 | 42  | 40 | 40 | 0  | 5    | 6 | 4 | 17 | 19 | 6    | 4 | 5 | 23 | 21 |
| D.C. United | 30      | 10 | 11 | 9 | 39  | 38 | 36 | 2  | 6    | 3 | 6 | 20 | 14 | 4    | 8 | 3 | 18 | 22 |
| Columbus    | 30      | 10 | 12 | 8 | 38  | 44 | 44 | 0  | 6    | 3 | 6 | 24 | 15 | 4    | 9 | 2 | 20 | 29 |

#### WESTERN CONFERENCE

|             | OVERALL |    |    |   |     |    |    |     | HOME |   |   |    |    |   | ROAD |   |    |    |  |  |
|-------------|---------|----|----|---|-----|----|----|-----|------|---|---|----|----|---|------|---|----|----|--|--|
|             | GP      | W  | L  | T | PTS | GF | GA | GD  | W    | L | T | GF | GA | W | L    | T | GF | GA |  |  |
| San Jose    | 30      | 14 | 7  | 9 | 51  | 45 | 35 | 10  | 7    | 4 | 4 | 22 | 19 | 7 | 3    | 5 | 23 | 16 |  |  |
| Kansas City | 30      | 11 | 10 | 9 | 42  | 48 | 44 | 4   | 8    | 4 | 3 | 32 | 25 | 3 | 6    | 6 | 16 | 19 |  |  |
| Colorado    | 30      | 11 | 12 | 7 | 40  | 40 | 45 | -5  | 8    | 2 | 5 | 21 | 13 | 3 | 10   | 2 | 19 | 32 |  |  |
| Los Angeles | 30      | 9  | 12 | 9 | 36  | 35 | 35 | 0   | 9    | 3 | 3 | 25 | 14 | 0 | 9    | 6 | 10 | 21 |  |  |
| Dallas      | 30      | 6  | 19 | 5 | 23  | 35 | 64 | -29 | 5    | 8 | 2 | 24 | 31 | 1 | 11   | 3 | 11 | 33 |  |  |



# 2002 Season (12-9-7, 43 pts)



## 2002 FC DALLAS FINAL STATISTICS

| UNF                | POS | PLAYER             | GP | GS | MIN  | G  | A  | SHT | SOG | FC  | FS  | OFF | CK  | C  | E |
|--------------------|-----|--------------------|----|----|------|----|----|-----|-----|-----|-----|-----|-----|----|---|
| 9                  | F   | Jason Kreis        | 27 | 26 | 2303 | 13 | 4  | 81  | 38  | 54  | 36  | 15  | 16  | 5  | 0 |
| 19                 | F   | Bobby Rhine        | 27 | 19 | 1686 | 7  | 6  | 44  | 19  | 26  | 44  | 19  | 0   | 2  | 0 |
| 11                 | M   | Antonio Martinez   | 26 | 19 | 1774 | 4  | 10 | 24  | 9   | 25  | 32  | 8   | 62  | 1  | 1 |
| 20                 | F   | Ronald Cerritos    | 23 | 11 | 1209 | 4  | 6  | 40  | 25  | 17  | 16  | 23  | 0   | 0  | 0 |
| 17                 | M-D | Jorge Rodriguez    | 22 | 17 | 1693 | 4  | 2  | 30  | 13  | 39  | 11  | 0   | 14  | 4  | 1 |
| 6                  | D   | Steve Morrow       | 24 | 24 | 2199 | 3  | 0  | 12  | 6   | 26  | 14  | 0   | 0   | 3  | 0 |
| 26                 | M   | Ronnie O'Brien     | 11 | 4  | 506  | 2  | 2  | 15  | 10  | 13  | 11  | 0   | 4   | 2  | 0 |
| 7                  | F   | Eddie Johnson      | 11 | 2  | 326  | 2  | 1  | 11  | 4   | 7   | 5   | 6   | 0   | 0  | 0 |
| 10                 | M   | Joselito Vaca      | 25 | 23 | 2005 | 1  | 9  | 44  | 20  | 26  | 29  | 8   | 7   | 7  | 0 |
| 11                 | M   | Oscar Pareja       | 24 | 23 | 2000 | 1  | 6  | 31  | 15  | 64  | 58  | 5   | 8   | 7  | 0 |
| 15                 | M   | Chad Deering       | 27 | 22 | 2168 | 1  | 4  | 24  | 4   | 36  | 23  | 0   | 60  | 5  | 0 |
| 3                  | D   | Ryan Suarez        | 24 | 24 | 2061 | 1  | 2  | 19  | 10  | 52  | 45  | 2   | 0   | 6  | 1 |
| 4                  | M   | Paul Broome        | 25 | 25 | 2315 | 0  | 4  | 4   | 3   | 30  | 38  | 0   | 0   | 7  | 1 |
| 21                 | F   | Hamisi Amani-Dove  | 6  | 0  | 101  | 0  | 1  | 6   | 1   | 4   | 4   | 2   | 0   | 1  | 0 |
| 13                 | M   | Carl Bussey        | 9  | 1  | 184  | 0  | 1  | 3   | 1   | 5   | 7   | 2   | 0   | 0  | 0 |
| 16                 | M-D | Matt Behncke       | 3  | 2  | 190  | 0  | 0  | 1   | 1   | 7   | 5   | 0   | 0   | 1  | 0 |
| 30                 | M-D | Tenywa Bonseu      | 27 | 27 | 2370 | 0  | 0  | 6   | 2   | 29  | 17  | 0   | 0   | 4  | 0 |
| 22                 | GK  | D.J. Countess      | 1  | 1  | 100  | 0  | 0  | 0   | 0   | 0   | 0   | 0   | 0   | 0  | 0 |
| 18                 | D   | Richard Farrer     | 8  | 7  | 508  | 0  | 0  | 4   | 1   | 2   | 3   | 1   | 0   | 1  | 0 |
| 22                 | GK  | Matt Jordan        | 27 | 27 | 2511 | 0  | 0  | 0   | 0   | 0   | 5   | 0   | 0   | 0  | 0 |
| 14                 | D   | Lee Morrison       | 3  | 1  | 103  | 0  | 0  | 1   | 0   | 3   | 0   | 0   | 0   | 0  | 0 |
| 24                 | M   | Percy Olivares     | 6  | 2  | 251  | 0  | 0  | 3   | 0   | 4   | 7   | 0   | 0   | 1  | 0 |
| 12                 | M   | Jordan Stone       | 4  | 1  | 91   | 0  | 0  | 0   | 0   | 1   | 1   | 0   | 0   | 0  | 0 |
| 2                  | D   | Chris Gbandi       | 0  | 0  | 0    | 0  | 0  | 0   | 0   | 0   | 0   | 0   | 0   | 0  | 0 |
| 30                 | GK  | Bryheem Hancock    | 0  | 0  | 0    | 0  | 0  | 0   | 0   | 0   | 0   | 0   | 0   | 0  | 0 |
| 30                 | GK  | Josh Lynk          | 0  | 0  | 0    | 0  | 0  | 0   | 0   | 0   | 0   | 0   | 0   | 0  | 0 |
| 30                 | GK  | Greg Sutton        | 0  | 0  | 0    | 0  | 0  | 0   | 0   | 0   | 0   | 0   | 0   | 0  | 0 |
| 30                 | GK  | Scott Vallow (DAL) | 0  | 0  | 0    | 0  | 0  | 0   | 0   | 0   | 0   | 0   | 0   | 0  | 0 |
| Own-goals received |     |                    |    |    | 1    |    |    |     |     |     |     |     |     |    |   |
| Team totals        |     |                    | 28 | 28 | 2609 | 44 | 58 | 403 | 182 | 470 | 411 | 91  | 171 | 57 | 4 |
| Opponent totals    |     |                    | 28 | 28 | 2609 | 43 | 61 | 417 | 165 | 430 | 457 | 51  | 161 | 58 | 3 |

GAME-WINNING GOALS: Jason Kreis 5, Bobby Rhine 3, Jorge Rodriguez 1, Ronnie O'Brien 1, Antonio Martinez 1, Eddie Johnson 1

GAME-WINNING ASSISTS: Joselito Vaca 4, Oscar Pareja 4, Ronald Cerritos 3, Antonio Martinez 2, Jason Kreis 2, Chad Deering 2, Three players tied with 1.

PENALTY KICK GOALS/ATTEMPTS: Jorge Rodriguez 3-3

## DALLAS BURN INDIVIDUAL GOALKEEPING

| UNF             | POS | GOALKEEPER    | GP | GS | MIN  | SHTS | SV  | GA | GAA  | PG | PA | W  | L  | T | SO |
|-----------------|-----|---------------|----|----|------|------|-----|----|------|----|----|----|----|---|----|
| 22              | GK  | D.J. Countess | 1  | 1  | 100  | 7    | 6   | 1  | 0.90 | 0  | 0  | 0  | 0  | 1 | 0  |
| 22              | GK  | Matt Jordan   | 27 | 27 | 2511 | 158  | 109 | 42 | 1.51 | 5  | 6  | 12 | 9  | 6 | 3  |
| Team totals     |     |               | 28 | 28 | 2609 | 165  | 115 | 43 | 1.48 | 5  | 6  | 12 | 9  | 7 | 3  |
| Opponent totals |     |               | 28 | 28 | 2609 | 182  | 130 | 44 | 1.52 | 3  | 3  | 9  | 12 | 7 | 5  |

\* = Played with other teams in 2002. Only Dallas Burn statistics listed here.

## HEAD COACH

Mike Jeffries: 12-9-7

## PLAYOFFS

Lost to Colorado in the quarterfinals

## MLS HONORS

Chad Deering: MLS All-Star

Ryan Suarez: MLS All-Star

Jason Kreis: MLS All-Star Reserve, MLS Player of the Week (7)

Joselito Vaca: MLS All-Star Reserve, Commissioner's Pick

Oscar Pareja: MLS Best XI

Bobby Rhine: MLS Player of the Week (12)

Antonio Martinez: MLS Player of the Week (22)

## TEAM HONORS

Oscar Pareja: MVP

Jason Kreis: Golden Boot

Tenywa Bonseu: Defender of the Year

Matt Jordan: Humanitarian of the Year

| DATE                           | OPPONENT       | RESULT     | ATT.   | W-L-T  | POS. | PTS   | NOTES:  |    |
|--------------------------------|----------------|------------|--------|--------|------|---|---|----|
| 03/23/2002                     | San Jose       | L 0-2      | 15,214 | 0-1-0  | 5    | 0   | SJ: DeRosario (11), Donovan (46)  |    |
| MARCH RECORD:                  |                | 0-1-0      |        |        |      |   |   |    |
| 04/06/2002                     | D.C. United    | W 2-1      | 8,565  | 1-1-0  | 4    | 3   | DAL: Kreis (63), Rodriguez (84)   DC: Quaranta (61)                                   |    |
| 04/13/2002                     | at Los Angeles | T 1-1 (OT) | 14,127 | 1-1-1  | T4   | 4   | DAL: Kreis (57)   LA: Ruiz 85   |    |
| 04/20/2002                     | Los Angeles    | T 1-1 (OT) | 17,388 | 1-1-2  | 4    | 5   | DAL: Kreis (62)   LA: Ruiz 26   |    |
| 04/27/2002                     | Kansas City    | T 1-1 (OT) | 14,065 | 1-1-3  | 4    | 6   | DAL: Kreis (52)   KC: Klein (15)  |    |
| APRIL RECORD:                  |                | 1-0-3      |        |        |      |   |   |    |
| 05/04/2002                     | at MetroStars  | W 2-1      | 15,551 | 2-1-3  | 4    | 9   | DAL: Suarez (8), Kreis (39)   NY: Serna (42)  |    |
| 05/11/2002                     | at New England | L 0-2      | 22,006 | 2-2-3  | 4    | 9   | NE: Twellman (6, 40)  |    |
| 05/18/2002                     | Colorado       | W 3-1      | 10,592 | 3-2-3  | 4    | 12  | DAL: Morrow (10, 60), Kreis (54)   COL: Spencer (65)                                  |    |
| 05/25/2002                     | at Columbus    | T 1-1 (OT) | 13,773 | 3-2-4  | 4    | 13  | DAL: Deering (99+)   CLB: Cunningham (66)   |    |
| MAY RECORD:                    |                | 2-1-1      |        |        |      |   |   |    |
| 06/01/2002                     | at Kansas City | T 2-2 (OT) | 7,266  | 3-2-5  | T3   | 14  | DAL: Kreis (24), Vaca (60)   KC: Fabbro (54, 70)                                      |    |
| 06/08/2002                     | Colorado       | W 4-1      | 12,690 | 4-2-5  | T3   | 17  | DAL: Rhine (4, 17, 74), Kreis (35)   COL: Chung (95+)                                 |    |
| 06/15/2002                     | at Chicago     | W 3-1      | 13,117 | 5-2-5  | 2    | 20  | DAL: Kreis (45, 68), Rhine (74)   CHI: Wolyniec: (39)                                 |    |
| 06/22/2002                     | at Los Angeles | L 0-3      | 14,588 | 5-3-5  | T2   | 20  | LA: Victorine (58), Lalas (69), Mullan (81)   |    |
| 06/29/2002                     | Columbus       | W 1-0 (OT) | 16,186 | 6-3-5  | 2    | 23  | DAL: Kreis (98)   |    |
| JUNE RECORD:                   |                | 3-1-1      |        |        |      |   |   |    |
| 07/04/2002                     | MetroStars     | W 2-0      | 16,055 | 7-3-5  | 2    | 26  | DAL: Rhine (38), Kreis (83)   |    |
| 07/06/2002                     | at Kansas City | T 1-1 (OT) | 7,461  | 7-3-6  | 2    | 27  | DAL: Cerritos (62)   KC: McKeon (51)  |    |
| 07/13/2002                     | San Jose       | W 2-1      | 13,035 | 8-3-6  | 2    | 30  | DAL: Own goal (50), O'Brien (88)   SJ: DeRosario (92+)                                |    |
| 07/20/2002                     | at San Jose    | L 0-4      | 12,616 | 8-4-6  | 2    | 30  | SJ: Graziani (3), Lagos (28), DeRosario (42), Donovan (88)                            |    |
| 07/27/2002                     | at Colorado    | T 2-2 (OT) | 13,143 | 8-4-7  | 2    | 31  | DAL: Cerritos (53), Morrow (92+)   COL: Carrieri 62, Chung (76)                       |    |
| 07/31/2002                     | Kansas City    | L 0-1      | 7,959  | 8-5-7  | T2   | 31  | KC: Armstrong (77)  |    |
| JULY RECORD:                   |                | 2-2-2      |        |        |      |   |   |    |
| 08/10/2002                     | Chicago        | W 3-1      | 10,505 | 9-5-7  | 2    | 34  | DAL: Pareja (25), Kreis (89), O'Brien (91+)   CHI: Stoitchkov: (64)                   |    |
| 08/17/2002                     | at MetroStars  | W 3-1      | 12,471 | 10-5-7 | 2    | 37  | DAL: Cerritos (67), Martinez (76, 86)   NY: Paule (48)                                |    |
| 08/21/2002                     | at San Jose    | L 1-3      | 9,089  | 10-6-7 | 3    | 37  | DAL: Rodriguez (43)   SJ: Graziani (7), Donovan (33), Corrales (63)                   |    |
| 08/24/2002                     | Los Angeles    | W 1-0 (OT) | 15,883 | 11-6-7 | 2    | 40  | DAL: Rhine (96)   |    |
| AUGUST RECORD:                 |                | 3-1-0      |        |        |      |   |   |    |
| 09/01/2002                     | at Colorado    | L 2-3      | 12,754 | 11-7-7 | 3    | 40  | DAL: Johnson (34), Martinez (67)   COL: Hendersoon (12), Kingsley (21), Carrieri (87) |    |
| 09/05/2002                     | MetroStars     | L 1-3      | 7,913  | 11-8-7 | 3    | 40  | DAL: Cerritos (14)   NY: Mathis (2), Faria (62, 73)                                   |    |
| 09/14/2002                     | New England    | L 1-2      | 17,652 | 11-9-7 | 4    | 40  | DAL: Rodriguez (81)   NE: Twellman (35, 64)   |    |
| 09/19/2002                     | at D.C. United | W 4-3 (OT) | 13,889 | 12-9-7 | 3    | 43  | DAL: Rodriguez (35), Martinez (74), Rhine (80), Johnson (96)                          |    |
| SEPTEMBER RECORD:              |                | 1-3-0      |        |        |      |   | DC: Convey (48), Zambrano (65), Curtis (92+)  |    |
| PLAYOFFS:                      |                |            |        |        |      |   |   |    |
| DATE                           | OPPONENT       | RESULT     | ATT.   | W-L-T  | RND. | NOTES:  |   |    |
| 9/25/2002                      | Colorado       | W 4-2      | 6,360  | 1-0-0  | QTR  | DAL: Morrow: (26), Kreis (49), Deering (68), Martinez (70)<br>COL: Valderrama (2), Spencer (75) |   |    |
| 9/28/2002                      | at Colorado    | L 1-0      | 1,301  | 1-1-0  | QTR  | COL: Carrieri (78)  |   |    |
| 10/2/2002                      | Colorado       | L 2-1      | 8,008  | 1-2-0  | QTR  | DAL: Rhine (6)   COL: Spencer (22), Chung (101)   |   |    |
| FINAL REGULAR SEASON STANDINGS |                |            |        |        |      |   |   |    |
| EASTERN CONFERENCE             |                |            |        |        |      |   |   |    |
| ----- OVERALL -----            |                |            |        |        |      |   |   |    |
|                                | GP             | W          | L      | T      | PTS  | GF  | GA  | GD |
| New England                    | 28             | 12         | 14     | 2      | 38   | 49  | 49  | 0  |
| Columbus                       | 28             | 11         | 12     | 5      | 38   | 44  | 43  | 1  |
| Chicago                        | 28             | 11         | 13     | 4      | 37   | 43  | 38  | 5  |
| MetroStars                     | 28             | 11         | 15     | 2      | 35   | 41  | 47  | -6 |
| D.C. United                    | 28             | 9          | 14     | 5      | 32   | 31  | 40  | -9 |
| ----- HOME -----               |                |            |        |        |      |   |   |    |
|                                | W              | L          | T      | GF     | GA   |   |   |    |
| New England                    | 7              | 7          | 0      | 26     | 22   |   |   |    |
| Columbus                       | 6              | 4          | 4      | 17     | 15   |   |   |    |
| Chicago                        | 5              | 5          | 4      | 23     | 19   |   |   |    |
| MetroStars                     | 4              | 8          | 2      | 21     | 22   |   |   |    |
| D.C. United                    | 8              | 4          | 2      | 25     | 20   |   |   |    |
| ----- ROAD -----               |                |            |        |        |      |   |   |    |
|                                | W              | L          | T      | GF     | GA   |   |   |    |
| New England                    | 5              | 7          | 2      | 23     | 27   |   |   |    |
| Columbus                       | 5              | 8          | 1      | 27     | 28   |   |   |    |
| Chicago                        | 6              | 8          | 0      | 20     | 19   |   |   |    |
| MetroStars                     | 7              | 7          | 0      | 20     | 25   |   |   |    |
| D.C. United                    | 1              | 10         | 3      | 6      | 20   |   |   |    |

## FINAL REGULAR SEASON STANDINGS

### EASTERN CONFERENCE

| ----- OVERALL ----- |    |    |    |   |     |    |    |    |  | -----HOME----- |   |   |    |    | -----ROAD----- |    |   |    |    |
|---------------------|----|----|----|---|-----|----|----|----|--|----------------|---|---|----|----|----------------|----|---|----|----|
|                     | GP | W  | L  | T | PTS | GF | GA | GD |  | W              | L | T | GF | GA | W              | L  | T | GF | GA |
| New England         | 28 | 12 | 14 | 2 | 38  | 49 | 49 | 0  |  | 7              | 7 | 0 | 26 | 22 | 5              | 7  | 2 | 23 | 27 |
| Columbus            | 28 | 11 | 12 | 5 | 38  | 44 | 43 | 1  |  | 6              | 4 | 4 | 17 | 15 | 5              | 8  | 1 | 27 | 28 |
| Chicago             | 28 | 11 | 13 | 4 | 37  | 43 | 38 | 5  |  | 5              | 5 | 4 | 23 | 19 | 6              | 8  | 0 | 20 | 19 |
| MetroStars          | 28 | 11 | 15 | 2 | 35  | 41 | 47 | -6 |  | 4              | 8 | 2 | 21 | 22 | 7              | 7  | 0 | 20 | 25 |
| D.C. United         | 28 | 9  | 14 | 5 | 32  | 31 | 40 | -9 |  | 8              | 4 | 2 | 25 | 20 | 1              | 10 | 3 | 6  | 20 |

### WESTERN CONFERENCE

| ----- OVERALL ----- |    |    |    |   |     |    |    |    |  | -----HOME----- |   |   |    |    | -----ROAD----- |    |   |    |    |
|---------------------|----|----|----|---|-----|----|----|----|--|----------------|---|---|----|----|----------------|----|---|----|----|
|                     | GP | W  | L  | T | PTS | GF | GA | GD |  | W              | L | T | GF | GA | W              | L  | T | GF | GA |
| Los Angeles         | 28 | 16 | 9  | 3 | 51  | 44 | 33 | 11 |  | 11             | 1 | 2 | 27 | 10 | 5              | 8  | 1 | 17 | 23 |
| San Jose            | 28 | 14 | 11 | 3 | 45  | 45 | 35 | 10 |  | 12             | 1 | 1 | 33 | 12 | 2              | 10 | 2 | 12 | 23 |
| Dallas              | 28 | 12 | 9  | 7 | 43  | 44 | 43 | 1  |  | 8              | 4 | 2 | 22 | 15 | 4              | 5  | 5 | 22 | 28 |
| Colorado            | 28 | 13 | 11 | 4 | 43  | 43 | 48 | -5 |  | 9              | 3 | 2 | 30 | 19 | 4              | 8  | 2 | 13 | 29 |
| Kansas City         | 28 | 9  | 10 | 9 | 36  | 37 | 45 | -8 |  | 7              | 4 | 3 | 22 | 21 | 2              | 6  | 6 | 15 | 24 |



# 2001 Season (10-11-5, 35 pts)

# 2001 Game-by-game

## Finished Third in the Western Conference



### HEAD COACH

Mike Jeffries: 10-11-5

### PLAYOFFS

Lost to Chicago in the quarterfinals

### MLS HONORS

Chad Deering: MLS All-Star

Jason Kreis: MLS All-Star

Ariel Graziani: MLS All-Star

Lubos Kubik: MLS All-Star

### TEAM HONORS

Oscar Pareja: MVP

Ariel Graziani: Golden Boot

Jorge Rodriguez: Defender of the Year

Matt Jordan: Humanitarian of the Year

### 2001 FC DALLAS FINAL STATISTICS

| UNF                | POS | PLAYER              | GP | GS | MIN  | G  | A  | SHT | SOG | FC  | FS  | OFF | CK  | C  | E |
|--------------------|-----|---------------------|----|----|------|----|----|-----|-----|-----|-----|-----|-----|----|---|
| 20                 | F   | Ariel Graziani      | 25 | 24 | 2208 | 11 | 8  | 83  | 40  | 39  | 41  | 37  | 21  | 6  | 0 |
| 9                  | F   | Jason Kreis         | 25 | 25 | 2175 | 7  | 10 | 77  | 32  | 31  | 38  | 15  | 46  | 2  | 0 |
| 17                 | M-D | Jorge Rodriguez     | 24 | 24 | 2232 | 6  | 4  | 35  | 17  | 35  | 18  | 0   | 0   | 5  | 0 |
| 19                 | F   | Bobby Rhine         | 18 | 10 | 972  | 5  | 7  | 37  | 24  | 24  | 20  | 11  | 3   | 2  | 0 |
| 8                  | M   | Oscar Pareja        | 24 | 24 | 2113 | 2  | 12 | 42  | 16  | 59  | 56  | 3   | 7   | 6  | 0 |
| 15                 | M   | Chad Deering        | 25 | 25 | 2317 | 2  | 4  | 30  | 12  | 47  | 22  | 0   | 37  | 5  | 0 |
| 10                 | M   | Joselito Vaca       | 21 | 17 | 1461 | 2  | 4  | 25  | 9   | 23  | 24  | 5   | 2   | 1  | 0 |
| 18                 | D   | Richard Farrer      | 25 | 24 | 2108 | 2  | 3  | 5   | 3   | 28  | 16  | 2   | 1   | 6  | 0 |
| 3                  | D   | Ryan Suarez         | 20 | 19 | 1666 | 2  | 3  | 11  | 5   | 34  | 23  | 3   | 0   | 6  | 0 |
| 17                 | F   | Aleksey Korol       | 15 | 3  | 372  | 2  | 1  | 12  | 6   | 12  | 2   | 1   | 1   | 1  | 0 |
| 7                  | F   | Eddie Johnson       | 10 | 1  | 263  | 2  | 0  | 10  | 4   | 7   | 3   | 1   | 0   | 0  | 0 |
| 11                 | M   | Antonio Martinez    | 17 | 10 | 1011 | 1  | 9  | 9   | 4   | 15  | 17  | 8   | 27  | 1  | 0 |
| 4                  | M   | Paul Broome         | 22 | 16 | 1513 | 1  | 2  | 2   | 2   | 30  | 18  | 0   | 1   | 4  | 0 |
| 5                  | D   | Lubos Kubik         | 11 | 11 | 998  | 1  | 2  | 12  | 5   | 12  | 6   | 0   | 1   | 0  | 1 |
| 2                  | D   | Eric Dade           | 21 | 20 | 1639 | 0  | 1  | 8   | 1   | 38  | 16  | 1   | 0   | 6  | 0 |
| 12                 | M   | Miles Joseph        | 9  | 3  | 389  | 0  | 1  | 8   | 3   | 9   | 5   | 0   | 2   | 2  | 0 |
| 24                 | M   | John DeBrito (DAL)  | 0  | 0  | 0    | 0  | 0  | 0   | 0   | 0   | 0   | 0   | 0   | 0  | 0 |
| 14                 | M-F | Ted Eck             | 9  | 3  | 323  | 0  | 0  | 2   | 2   | 14  | 2   | 0   | 0   | 1  | 1 |
| 24                 | M-F | Justin Evans (TOT)  | 15 | 3  | 622  | 0  | 0  | 0   | 0   | 17  | 6   | 0   | 0   | 3  | 1 |
| 24                 | M-F | Justin Evans (DAL)  | 9  | 1  | 300  | 0  | 0  | 0   | 0   | 6   | 5   | 0   | 0   | 2  | 1 |
| 1                  | GK  | Matt Jordan         | 26 | 26 | 2388 | 0  | 0  | 0   | 0   | 1   | 2   | 0   | 0   | 1  | 0 |
| 25                 | D   | Josue Mayard        | 3  | 0  | 27   | 0  | 0  | 1   | 0   | 1   | 0   | 0   | 0   | 0  | 0 |
| 22                 | GK  | Chris Snitko        | 1  | 0  | 24   | 0  | 0  | 0   | 0   | 0   | 0   | 0   | 0   | 0  | 0 |
| 21                 | F   | Hamisi Amani-Dove   | 0  | 0  | 0    | 0  | 0  | 0   | 0   | 0   | 0   | 0   | 0   | 0  | 0 |
| 26                 | GK  | Cole Burgman        | 0  | 0  | 0    | 0  | 0  | 0   | 0   | 0   | 0   | 0   | 0   | 0  | 0 |
| 26                 | GK  | Jon Busch           | 0  | 0  | 0    | 0  | 0  | 0   | 0   | 0   | 0   | 0   | 0   | 0  | 0 |
| 22                 | GK  | Alex Deegan (DAL)   | 0  | 0  | 0    | 0  | 0  | 0   | 0   | 0   | 0   | 0   | 0   | 0  | 0 |
| 26                 | GK  | Matt Napoleon (DAL) | 0  | 0  | 0    | 0  | 0  | 0   | 0   | 0   | 0   | 0   | 0   | 0  | 0 |
| 26                 | GK  | Eric Pogue          | 0  | 0  | 0    | 0  | 0  | 0   | 0   | 0   | 0   | 0   | 0   | 0  | 0 |
| 26                 | GK  | Dan Popik           | 0  | 0  | 0    | 0  | 0  | 0   | 0   | 0   | 0   | 0   | 0   | 0  | 0 |
| 13                 | M   | Miguel Saavedra     | 0  | 0  | 0    | 0  | 0  | 0   | 0   | 0   | 0   | 0   | 0   | 0  | 0 |
| 26                 | GK  | Adam Throop (DAL)   | 0  | 0  | 0    | 0  | 0  | 0   | 0   | 0   | 0   | 0   | 0   | 0  | 0 |
| Own-goals received |     |                     |    |    | 2    |    |    |     |     |     |     |     |     |    |   |
| Team totals        |     |                     | 26 | 26 | 2412 | 48 | 71 | 409 | 185 | 465 | 334 | 87  | 149 | 57 | 3 |
| Opponent totals    |     |                     | 26 | 26 | 2412 | 47 | 58 | 314 | 140 | 350 | 452 | 60  | 142 | 47 | 3 |

GAME-WINNING GOALS: Jorge Rodriguez 2, Jason Kreis 2, Ariel Graziani 2, Joselito Vaca 1, Ryan Suarez 1, Bobby Rhine 1  
 GAME-WINNING ASSISTS: Oscar Pareja 4, Bobby Rhine 2, Antonio Martinez 2, Chad Deering 2, Jason Kreis 1, Paul Broome 1  
 PENALTY KICK GOALS/ATTEMPTS: Jorge Rodriguez 3-3

### DALLAS BURN INDIVIDUAL GOALKEEPING

| NF              | POS | GOALKEEPER   | GP | GS | MIN  | SHTS | SV  | GA | GAA  | PG | PA | W  | L  | T | SO |
|-----------------|-----|--------------|----|----|------|------|-----|----|------|----|----|----|----|---|----|
| 1               | GK  | Matt Jordan  | 26 | 26 | 2388 | 138  | 91  | 45 | 1.70 | 2  | 6  | 10 | 11 | 5 | 9  |
| 22              | GK  | Chris Snitko | 1  | 0  | 24   | 2    | 0   | 2  | 7.50 | 0  | 0  | 0  | 0  | 0 | 0  |
| Team totals     |     |              | 26 | 26 | 2412 | 140  | 91  | 47 | 1.75 | 2  | 6  | 10 | 11 | 5 | 9  |
| Opponent totals |     |              | 26 | 26 | 2412 | 185  | 131 | 48 | 1.79 | 3  | 3  | 11 | 10 | 5 | 5  |

\* = Played with other teams in 2001. Only Dallas Burn statistics listed here.

| DATE       | OPPONENT       | RESULT     | ATT.   | W-L-T   | POS. | PTS | NOTES:  |
|------------|----------------|------------|--------|---------|------|-----|---|
| 04/07/2001 | Tampa Bay      | L 2-4      | 15,124 | 0-1-0   | 4    | 0   | DAL: Rodriguez (16, 26) TB: Ralston (14), Addo (21), Curtis (51), Diallo (55)                               |
| 04/14/2001 | at San Jose    | W 1-0      | 13,919 | 1-1-0   | T3   | 3   | DAL: Rhine (19)   |
| 04/21/2001 | Chicago        | W 3-2 (OT) | 9,785  | 2-1-0   | T1   | 6   | DAL: Rhine (82), Kreis (91) Graziani (96)<br>CHI: Bocanegra (42), Beasley (81)                              |
| 04/28/2001 | at MetroStars  | L 2-3      | 17,543 | 2-2-0   | T2   | 6   | DAL: Farrer (71), Rodriguez (93+)<br>NY: Villegas (22), Chung (32) Mathis (60)<br>COL: Bravo (87)           |
| 05/05/2001 | Colorado       | L 0-1      | 14,504 | 2-3-0   | T2   | 6   | DAL: Rodriguez (46+), Kreis (58), Farrer (77), Graziani (82)  |
| 05/12/2001 | Columbus       | W 4-0      | 14,087 | 3-3-0   | 2    | 9   | --  |
| 05/19/2001 | at Los Angeles | T 0-0 (OT) | 15,881 | 3-3-1   | 2    | 10  | SJ: Cerritos (15), DeRosario (92+)  |
| 05/23/2001 | San Jose       | L 0-2      | 7,505  | 3-4-1   | 2    | 10  | DAL: Rhine (8), Graziani (79) MIA: Marshall (2), Serna (25, 84, 87), Chacon (34), Mastroeni (52)            |
| 06/02/2001 | Miami          | L 2-6      | 10,049 | 3-5-1   | T2   | 10  | DAL: Kreis (15)   |
| 06/06/2001 | at Tampa Bay   | W 1-0      | 5,834  | 4-5-1   | 2    | 13  | DAL: Suarez (17), Rhine (29), Martinez (73)   |
| 06/09/2001 | D.C. United    | W 3-0      | 11,114 | 5-5-1   | 2    | 16  | DAL: Own goal (6, 56), Suarez (29), Vaca (35), Broome (83), Korol (90) COL: Balboa (25), Diaz Arce (28, 36) |
| 06/16/2001 | at Colorado    | W 6-3      | 12,652 | 6-5-1   | 2    | 19  | DAL: Graziani (19) CLB: Lapper (30), West (54)  |
| 06/23/2001 | Columbus       | L 1-2      | 10,940 | 6-6-1   | 2    | 19  | --  |
| 06/30/2001 | Los Angeles    | T 0-0 (OT) | 16,104 | 6-6-2   | 2    | 20  | DAL: Johnson (95+) NE: Cate (29)  |
| 07/04/2001 | New England    | T 1-1 (OT) | 21,343 | 6-6-3   | 2    | 21  | DAL: Deering (75), Kreis (82) CLB: Perez (81), Buddle (90)  |
| 07/07/2001 | at Columbus    | T 2-2 (OT) | 18,937 | 6-6-4   | 2    | 22  | DAL: Pareja (21), Graziani (53) TB: Lassiter (73, 75), Lowe (89)  |
| 07/14/2001 | at Kansas City | L 2-3      | 8,031  | 6-7-4   | 2    | 22  | DAL: Kreis (36), Graziani (49), Rodriguez (53)  |
| 07/18/2001 | Tampa Bay      | W 3-0      | 7,119  | 7-7-4   | 2    | 25  | DAL: Graziani (11) CHI: Stoitichov (77), Wynalda (99)   |
| 07/21/2001 | at Chicago     | L 1-2 (OT) | 20,357 | 7-8-4   | 3    | 25  | DAL: Korol (86) NE: Sunsing (9), Chronopolous (49, 81), Okah (76), Cate (76)                                |
| 08/04/2001 | at New England | L 1-5      | 10,326 | 7-9-4   | 3    | 25  | DAL: Vaca (25), Kreis (34), Johnson (74)<br>CLB: Maisonneuve (18), Washington (75), Perez (91+)             |
| 08/11/2001 | MetroStars     | W 3-0      | 11,877 | 8-9-4   | 3    | 28  | DAL: Kreis (23), Deering (56) MIA: Chacon (36, 78), Preki (51), Henderson (90)                              |
| 08/15/2001 | at Columbus    | L 0-3      | 19,008 | 8-10-4  | 3    | 28  | DAL: Graziani (7, 57), Kubik (37)   |
| 08/18/2001 | at Miami       | L 2-4      | 9,750  | 8-11-4  | 3    | 28  | DAL: Pareja (25), Graziani (67), Rodriguez (97)<br>TB: Ralston (8), Barclay (89)                            |
| 08/25/2001 | Kansas City    | W 3-0      | 13,914 | 9-11-4  | 3    | 31  | DAL: Rhine (86), Graziani (91+) CHI: Gutierrez (68), Nowak (81)   |
| 08/29/2001 | at Tampa Bay   | W 3-2 (OT) | 4,286  | 10-11-4 | 3    | 34  |   |
| 09/08/2001 | at Chicago     | T 2-2 (OT) | 24,866 | 10-11-5 | 3    | 35  |   |
| PLAYOFFS:  |                |            |        |         |      |     |   |
| DATE       | OPPONENT       | RESULT     | ATT.   | W-L-T   | RND. | PTS | NOTES:  |
| 9/20/2001  | at Chicago     | L 2-0      | 8,314  | 0-1-0   | QTR  |     | CHI: Bocanegra (40), Whitfield (98+)  |
| 9/23/2001  | Chicago        | D 1-1      | 17,149 | 0-1-1   | QTR  |     | DAL: Deering (27) CHI: Beasley (84)   |
| 9/29/2001  | at Chicago     | L 2-0      | 12,811 | 0-2-1   | QTR  |     | CHI: Kovalenko (17), Armas (55)   |

### FINAL REGULAR SEASON STANDINGS

#### EASTERN CONFERENCE

| OVERALL     |    |    |    |     |    |    |    |     |  | HOME |   |   |    |    | ROAD |    |   |    |    |
|-------------|----|----|----|-----|----|----|----|-----|--|------|---|---|----|----|------|----|---|----|----|
| GP          | W  | L  | T  | PTS | GF | GA | GD |     |  | W    | L | T | GF | GA | W    | L  | T | GF | GA |
| Miami       | 26 | 16 | 5  | 5   | 53 | 57 | 36 | 21  |  | 10   | 2 | 2 | 34 | 22 | 6    | 3  | 3 | 23 | 14 |
| MetroStars  | 26 | 13 | 10 | 3   | 42 | 38 | 35 | 3   |  | 9    | 3 | 1 | 23 | 14 | 4    | 7  | 2 | 15 | 21 |
| New England | 27 | 7  | 14 | 6   | 27 | 35 | 52 | -17 |  | 6    | 5 | 2 | 25 | 25 | 1    | 9  | 4 | 10 | 27 |
| D.C. United | 26 | 8  | 16 | 2   | 26 | 42 | 50 | -8  |  | 6    | 4 | 2 | 26 | 19 | 2    | 12 | 0 | 16 | 31 |

#### CENTRAL CONFERENCE

| OVERALL   |    |    |    |     |    |    |    |     |  | HOME |    |   |    |    | ROAD |    |   |    |    |
|-----------|----|----|----|-----|----|----|----|-----|--|------|----|---|----|----|------|----|---|----|----|
| GP        | W  | L  | T  | PTS | GF | GA | GD |     |  | W    | L  | T | GF | GA | W    | L  | T | GF | GA |
| Chicago   | 27 | 16 | 6  | 5   | 53 | 50 | 30 | 20  |  | 9    | 2  | 3 | 26 | 14 | 7    | 4  | 2 | 24 | 16 |
| Columbus  | 26 | 13 | 7  | 6   | 45 | 49 | 36 | 13  |  | 7    | 1  | 5 | 29 | 15 | 6    | 6  | 1 | 20 | 21 |
| Dallas    | 26 | 10 | 11 | 5   | 35 | 48 | 47 | 1   |  | 6    | 5  | 2 | 25 | 18 | 4    | 6  | 3 | 23 | 29 |
| Tampa Bay | 27 | 4  | 21 | 2   | 14 | 32 | 68 | -36 |  | 2    | 10 | 2 | 18 | 28 | 2    | 11 | 0 | 14 | 40 |


#### WESTERN CONFERENCE

| OVERALL     |    |    |    |     |    |    |    |     |  | HOME |   |   |    |    | ROAD |   |   |    |    |
|-------------|----|----|----|-----|----|----|----|-----|--|------|---|---|----|----|------|---|---|----|----|
| GP          | W  | L  | T  | PTS | GF | GA | GD |     |  | W    | L | T | GF | GA | W    | L | T | GF | GA |
| Los Angeles | 26 | 14 | 7  | 5   | 47 | 52 | 36 | 6   |  | 9    | 3 | 1 | 26 | 12 | 5    | 4 | 4 | 26 | 24 |
| San Jose    | 26 | 13 | 7  | 6   | 45 | 47 | 29 | 18  |  | 8    | 2 | 3 | 28 | 12 | 5    | 5 | 3 | 19 | 17 |
| Kansas City | 27 | 11 | 13 | 3   | 36 | 33 | 53 | -20 |  | 8    | 4 | 1 | 19 | 21 | 3    | 9 | 2 | 14 | 32 |
| Colorado    | 26 | 5  | 13 | 8   | 23 | 36 | 47 | -11 |  | 3    | 6 | 4 | 18 | 22 | 2    | 7 | 4 | 18 | 25 |



# 2000 Season (14-14-4, 46 pts)

# 2000 Game-by-game Finished Third in the Central Conference



## HEAD COACH

Dave Dir: 14-14-4

## PLAYOFFS

Lost to New York in the quarterfinals

## MLS HONORS

Jason Kreis: MLS All-Star

Ariel Graziani: MLS All-Star, MLS Player of the Week (Weeks 1,16)

## TEAM HONORS

Ariel Graziani: MVP

Jason Kreis: Golden Boot

Jorge Rodriguez: Defender of the Year

## 2000 FC DALLAS FINAL STATISTICS

| UNF             | POS | PLAYER            | GP | GS | MIN  | G  | A  | SHT | SOG | FC  | FS  | OFF | CK  | C  | E |
|-----------------|-----|-------------------|----|----|------|----|----|-----|-----|-----|-----|-----|-----|----|---|
| 20              | F   | Ariel Graziani    | 24 | 24 | 2138 | 15 | 3  | 74  | 45  | 58  | 62  | 37  | 7   | 6  | 1 |
| 9               | F   | Jason Kreis       | 27 | 27 | 2409 | 11 | 13 | 82  | 41  | 61  | 51  | 14  | 5   | 4  | 0 |
| 16              | F   | Aleksey Korol     | 21 | 11 | 1024 | 5  | 3  | 30  | 17  | 18  | 12  | 10  | 3   | 0  | 0 |
| 17              | M-D | Jorge Rodriguez   | 25 | 22 | 2066 | 4  | 6  | 17  | 8   | 22  | 16  | 0   | 2   | 3  | 1 |
| 2               | D   | Eric Dade         | 31 | 30 | 2666 | 4  | 2  | 12  | 9   | 57  | 24  | 1   | 0   | 3  | 0 |
| 8               | M   | Oscar Pareja      | 29 | 27 | 2354 | 3  | 10 | 37  | 15  | 58  | 77  | 3   | 24  | 6  | 0 |
| 41              | M-F | Ted Eck           | 29 | 22 | 1918 | 3  | 2  | 16  | 7   | 45  | 46  | 0   | 1   | 5  | 0 |
| 15              | M   | Chad Deering      | 29 | 24 | 2195 | 2  | 9  | 34  | 16  | 43  | 29  | 4   | 63  | 8  | 0 |
| 6               | M   | Lazo Alavanja     | 24 | 15 | 1440 | 2  | 5  | 16  | 5   | 32  | 23  | 0   | 15  | 4  | 0 |
| 11              | M   | Antonio Martinez  | 15 | 3  | 531  | 2  | 3  | 9   | 5   | 12  | 14  | 5   | 12  | 1  | 0 |
| 19              | F   | Bobby Rhine       | 23 | 17 | 1384 | 1  | 6  | 27  | 14  | 23  | 28  | 13  | 5   | 0  | 0 |
| 7               | M   | Mark Santel       | 25 | 18 | 1744 | 1  | 4  | 13  | 7   | 23  | 27  | 8   | 5   | 0  | 0 |
| *5              | M   | Esmundo Rodriguez | 3  | 1  | 84   | 1  | 0  | 1   | 1   | 0   | 2   | 1   | 0   | 0  | 0 |
| 4               | M   | Paul Broome       | 20 | 12 | 1112 | 0  | 7  | 6   | 2   | 18  | 23  | 4   | 1   | 5  | 0 |
| 23              | M   | Sergi Daniv       | 18 | 16 | 1319 | 0  | 2  | 15  | 5   | 30  | 33  | 3   | 0   | 4  | 2 |
| 10              | D   | Ricardo Iribarren | 22 | 21 | 1675 | 0  | 2  | 1   | 1   | 53  | 14  | 0   | 0   | 10 | 0 |
| 18              | D   | Richard Farrer    | 28 | 20 | 2095 | 0  | 1  | 0   | 0   | 17  | 19  | 0   | 0   | 2  | 0 |
| 22              | GK  | Matt Jordan       | 31 | 31 | 2830 | 0  | 1  | 0   | 0   | 2   | 7   | 0   | 0   | 0  | 0 |
| *14             | F   | Mike Burke        | 2  | 0  | 41   | 0  | 0  | 1   | 1   | 1   | 0   | 0   | 0   | 0  | 0 |
| 13              | M   | Brian Haynes      | 1  | 0  | 23   | 0  | 0  | 1   | 0   | 1   | 0   | 0   | 0   | 0  | 0 |
| 21              | GK  | Johann Noetzel    | 1  | 1  | 90   | 0  | 0  | 0   | 0   | 0   | 0   | 0   | 0   | 0  | 0 |
| 12              | D   | Brandon Pollard   | 15 | 9  | 828  | 0  | 0  | 0   | 0   | 14  | 13  | 0   | 0   | 1  | 0 |
| 24              | M-F | Angel Rivillo     | 1  | 0  | 19   | 0  | 0  | 0   | 0   | 0   | 0   | 0   | 0   | 0  | 0 |
| 5               | M   | Kirk Wilson       | 1  | 45 | 0    | 0  | 0  | 0   | 0   | 1   | 0   | 0   | 0   | 0  | 0 |
| 3               | M-F | Steve Bernal      | 0  | 0  | 0    | 0  | 0  | 0   | 0   | 0   | 0   | 0   | 0   | 0  | 0 |
| Team totals     |     |                   | 32 | 32 | 2920 | 54 | 79 | 392 | 199 | 588 | 521 | 103 | 143 | 62 | 4 |
| Opponent totals |     |                   | 32 | 32 | 2920 | 54 | 65 | 419 | 196 | 536 | 571 | 86  | 177 | 62 | 4 |

GAME-WINNING GOALS: Jason Kreis 4, Aleksey Korol 2, Ariel Graziani 2, Eric Dade 2, Jorge Rodriguez 1, Antonio Martinez 1, Ted Eck 1, Chad Deering 1

GAME-WINNING ASSISTS: Oscar Pareja 4, Jason Kreis 4, Bobby Rhine 3, Mark Santel 2, Ariel Graziani 2, Chad Deering 2, Four players tied with 1.

PENALTY KICK GOALS/ATTEMPTS: Jorge Rodriguez 1-1

## DALLAS BURN INDIVIDUAL GOALKEEPING

| UNF             | POS | GOALKEEPER     | GP | GS | MIN  | SHTS | SV  | GA | GAA  | PG | PA | W  | L  | T | SO |
|-----------------|-----|----------------|----|----|------|------|-----|----|------|----|----|----|----|---|----|
| 21              | GK  | Johann Noetzel | 1  | 1  | 90   | 8    | 7   | 1  | 1.00 | 0  | 0  | 1  | 0  | 0 | 0  |
| 22              | GK  | Matt Jordan    | 31 | 31 | 2830 | 188  | 124 | 53 | 1.69 | 4  | 5  | 13 | 14 | 4 | 7  |
| Team totals     |     |                | 32 | 32 | 2920 | 196  | 131 | 54 | 1.66 | 4  | 5  | 14 | 14 | 4 | 7  |
| Opponent totals |     |                | 32 | 32 | 2920 | 199  | 127 | 54 | 1.66 | 1  | 1  | 14 | 14 | 4 | 6  |

\* = Played with other teams in 2000. Only Dallas Burn statistics listed here.

| DATE                     | OPPONENT       | RESULT     | ATT.   | W-L-T   | POS. | PTS | NOTES:  |
|--------------------------|----------------|------------|--------|---------|------|-----|---|
| 03/18/2000               | Chicago        | W 4-2      | 12,891 | 1-0-0   | T1   | 3   | DAL: Kreis (28); Graziani (55); Dade (79); Graziani (85)<br>CHI: Stoitchoy (14, 42)<br>COL: Balboa (80)   |
| 03/25/2000               | Colorado       | L 0-1      | 13,119 | 1-1-0   | T2   | 3   |   |
| <b>MARCH RECORD</b>      |                |            |        |         |      |     |   |
| 04/01/2000               | Tampa Bay      | W 1-0      | 11,491 | 2-1-0   | T1   | 6   | DAL: Kreis (69)   |
| 04/08/2000               | New England    | W 2-1      | 14,758 | 3-1-0   | 1    | 9   | DAL: Graziani (38), Kreis (74) NE: Torres (42)  |
| 04/15/2000               | at Los Angeles | L 1-2      | 16,241 | 3-2-0   | T1   | 9   | DAL: Graziani (83) LA: Caligiuri (17), Mathis (67)  |
| 04/22/2000               | at San Jose    | L 0-5      | 8,871  | 3-3-0   | T1   | 9   | SJ: Cerritos (10, 36), Brose (14), Conteh (40, 70)  |
| 04/29/2000               | Columbus       | W 2-1      | 15,277 | 4-3-0   | T1   | 12  | DAL: Pareja (13), Graziani (37) CLB: Washington (24)  |
| <b>APRIL RECORD:</b>     |                |            |        |         |      |     |   |
| 05/06/2000               | at Tampa Bay   | L 1-3      | 7,051  | 4-4-0   | 3    | 12  | DAL: Graziani (14) TB: Diallo (45, 84) Anderson (90)  |
| 05/13/2000               | Los Angeles    | T 1-1 (OT) | 20,417 | 4-4-1   | 3    | 13  | DAL: Kreis (46+) LA: Caligiuri (55)   |
| 05/20/2000               | at Columbus    | L 1-2      | 13,548 | 4-5-1   | T3   | 13  | DAL: Kreis (71) CLB: Washington (10) West (61)  |
| 05/24/2000               | at Chicago     | L 3-4      | 5,330  | 4-6-1   | T3   | 13  | DAL: J. Rodriguez (37), Kreis (57), Deering (63)<br>CHI: Own goal (51), Rasov (79, 91+), Kovalenko (89)<br>DAL: Kreis (13), Kreis (47) DC: Albright (11), Llamasa (22), Own goal (75) |
| <b>MAY RECORD:</b>       |                |            |        |         |      |     |   |
| 06/03/2000               | Tampa Bay      | L 2-3      | 7,099  | 4-8-1   | 4    | 13  | DAL: Dade (8), J. Rodriguez (85) TB: Diallo (5, 29), Valderrama (71)  |
| 06/07/2000               | Columbus       | W 3-2      | 7,815  | 5-8-1   | 4    | 16  | DAL: Alavanja (11), Eck (83), Korol (89) CLB: West (18), Perez (43)   |
| 06/10/2000               | at Columbus    | T 1-1 (OT) | 14,925 | 5-8-2   | 4    | 17  | DAL: Korol (4) CLB: Farrell (72)  |
| 06/17/2000               | Kansas City    | W 4-1      | 7,912  | 6-8-2   | 3    | 20  | DAL: Graziani (15), Kreis (66), Graziani (82), Santel (90) KC: McKeon (45)  |
| 06/21/2000               | at Kansas City | T 0-0 (OT) | 5,675  | 6-8-3   | 3    | 21  | --  |
| 06/24/2000               | at D.C. United | L 0-2      | 17,186 | 6-9-3   | 4    | 21  | DC: Albright (65), Diaz Arce (90)   |
| 06/28/2000               | at Colorado    | L 0-1      | 4,640  | 6-10-3  | 4    | 21  | COL: Vermillion (55)  |
| <b>JUNE RECORD:</b>      |                |            |        |         |      |     |   |
| 07/01/2000               | Los Angeles    | W 4-2      | 19,644 | 7-10-3  | 4    | 24  | DAL: Graziani (26), Graziani (38), Eck (49), Kreis (81)<br>LA: Hernandez (83), Vanney (93+)   |
| 07/05/2000               | at MetroStars  | L 1-2      | 9,193  | 7-11-3  | 4    | 24  | DAL: Eck (24) NY: Mathis (31), Walsh (59)   |
| 07/08/2000               | D.C. United    | W 3-0      | 9,394  | 8-11-3  | 3    | 27  | DAL: Dade (13), Alavanja (36), Graziani (78)  |
| 07/15/2000               | at Miami       | W 3-0      | 6,387  | 9-11-3  | 4    | 30  | DAL: Graziani (24, 44), Dade (56)   |
| 07/19/2000               | Miami          | T 1-1 (OT) | 6,974  | 9-11-4  | T3   | 31  | DAL: E. Rodriguez (21) MIA: McKinley (39)   |
| <b>JULY RECORD:</b>      |                |            |        |         |      |     |   |
| 08/02/2000               | at New England | W 2-1      | 13,910 | 10-11-4 | T3   | 34  | DAL: Rhine (21), Kreis (87) NE: Harris (87)   |
| 08/05/2000               | at Tampa Bay   | L 1-2      | 10,327 | 10-12-4 | 4    | 34  | DAL: Korol (90+) TB: Lagos (20, 47)   |
| 08/12/2000               | D.C. United    | W 1-0      | 10,204 | 11-12-4 | 3    | 37  | DAL: Martinez (87)  |
| 08/16/2000               | Chicago        | W 3-0      | 4,869  | 12-12-4 | 3    | 40  | DAL: Korol (25); Korol (67); Pareja (82)  |
| 08/26/2000               | MetroStars     | L 4-6      | 12,940 | 12-13-4 | 3    | 40  | DAL: Graziani (26), J. Rodriguez (46+), Pareja (54), Martinez (64)<br>NY: Mathis (3, 26, 40, 68, 83), Valencia (88)<br>CHI: Wolff (18, 59), Beasley (71, 77)                          |
| 08/30/2000               | at Chicago     | L 0-4      | 8,256  | 12-14-4 | 3    | 40  |   |
| <b>AUGUST RECORD:</b>    |                |            |        |         |      |     |   |
| 09/06/2000               | at Los Angeles | W 1-0      | 11,744 | 13-14-4 | 3    | 43  | DAL: J. Rodriguez (37)  |
| 09/09/2000               | San Jose       | W 2-1      | 14,833 | 14-14-4 | 3    | 46  | DAL: Graziani (44), Deering (89) SJ: Solis (59)   |
| <b>SEPTEMBER RECORD:</b> |                |            |        |         |      |     |   |

## PLAYOFFS:

| DATE       | OPPONENT      | RESULT     | ATT.   | W-L-T | RND | NOTES:   |
|------------|---------------|------------|--------|-------|-----|--|
| 09/15/2000 | at MetroStars | L 1-2 (OT) | 14,868 | 0-1-0 | QTR | DAL: Rhine (67); MET: Mathis (34) Valencia (100) |
| 09/20/2000 | MetroStars    | L 1-2      | 7,555  | 0-2-0 | QTR | DAL: J. Rodriguez (82); MET: Mathis (53,81)      |

## FINAL REGULAR SEASON STANDINGS

### EASTERN CONFERENCE

| ----- OVERALL ----- |    |    |    |     |    |    |    |     |  | ----- HOME ----- |   |   |    |    | ----- ROAD ----- |    |   |    |    |
|---------------------|----|----|----|-----|----|----|----|-----|--|------------------|---|---|----|----|------------------|----|---|----|----|
| GP                  | W  | L  | T  | PTS | GF | GA | GD |     |  | W                | L | T | GF | GA | W                | L  | T | GF | GA |
| MetroStars          | 32 | 17 | 12 | 3   | 54 | 64 | 56 | 8   |  | 9                | 4 | 3 | 32 | 24 | 8                | 8  | 0 | 32 | 32 |
| New England         | 32 | 13 | 13 | 6   | 45 | 47 | 49 | -2  |  | 9                | 4 | 3 | 27 | 20 | 4                | 9  | 3 | 20 | 29 |
| Miami               | 32 | 12 | 15 | 5   | 41 | 54 | 56 | -2  |  | 8                | 5 | 3 | 31 | 26 | 4                | 10 | 2 | 23 | 30 |
| D.C. United         | 32 | 8  | 18 | 6   | 30 | 44 | 63 | -19 |  | 6                | 7 | 3 | 25 | 31 | 2                | 11 | 3 | 19 | 32 |

### CENTRAL CONFERENCE

| ----- OVERALL ----- |    |    |    |     |    |    |    |     |  | ----- HOME ----- |   |   |    |    | ----- ROAD ----- |    |   |    |    |
|---------------------|----|----|----|-----|----|----|----|-----|--|------------------|---|---|----|----|------------------|----|---|----|----|
| GP                  | W  | L  | T  | PTS | GF | GA | GD |     |  | W                | L | T | GF | GA | W                | L  | T | GF | GA |
| Chicago             | 32 | 17 | 9  | 6   | 57 | 67 | 51 | 16  |  | 13               | 2 | 1 | 40 | 18 | 4                | 7  | 5 | 27 | 33 |
| Tampa Bay           | 32 | 16 | 12 | 4   | 52 | 62 | 50 | 12  |  | 10               | 4 | 2 | 38 | 23 | 6                | 8  | 2 | 24 | 27 |
| Dallas              | 32 | 14 | 14 | 4   | 46 | 54 | 54 | 0   |  | 11               | 3 | 2 | 37 | 22 | 3                | 11 | 2 | 17 | 32 |
| Columbus            | 32 | 11 | 16 | 5   | 38 | 48 | 58 | -10 |  | 7                | 6 | 3 | 29 | 25 | 4                | 10 | 2 | 19 | 33 |

### WESTERN CONFERENCE

| ----- OVERALL ----- |    |    |    |     |    |    |    |     |  | ----- HOME ----- |   |   |    |    | ----- ROAD ----- |    |   |    |    |
|---------------------|----|----|----|-----|----|----|----|-----|--|------------------|---|---|----|----|------------------|----|---|----|----|
| GP                  | W  | L  | T  | PTS | GF | GA | GD |     |  | W                | L | T | GF | GA | W                | L  | T | GF | GA |
| Kansas City         | 32 | 16 | 7  | 9   | 57 | 47 | 29 | 18  |  | 11               | 4 | 1 | 27 | 14 | 5                | 3  | 8 | 20 | 15 |
| Los Angeles         | 32 | 14 | 10 | 8   | 50 | 47 | 37 | 10  |  | 8                | 3 | 5 | 20 | 15 | 6                | 7  | 3 | 27 | 22 |
| Colorado            | 32 | 13 | 15 | 4   | 43 | 43 | 59 | -16 |  | 8                | 5 | 3 | 19 | 21 | 5                | 10 | 1 | 24 | 38 |
| San Jose            | 32 | 7  | 17 | 8   | 29 | 35 | 50 | -15 |  | 5                | 6 | 5 | 26 | 22 | 2                | 11 | 3 | 9  | 28 |



# 1999 Season (19-13-0, 51 pts)

# 1999 Game-by-game

## Finished Second in the Western Conference



### HEAD COACH

Dave Dir, 19-13-0

### PLAYOFFS

Lost to Los Angeles in semifinals.

### MLS HONORS

Jason Kreis: MLS All-Star, MLS Best XI, MLS Scoring Champion (18 Goals, 15 Assists), Player of the Month (June), Player of the Week (Weeks, 1, 5, 12, 17, 29, 30)  
Matt Jordan: MLS All-Star, Player of the Week (Week 4)  
Ariel Graziani: MLS Player of the Week (Weeks 23)

### TEAM HONORS

Jason Kreis: MVP, Golden Boot  
Matt Jordan: Defender of the Year

### 1999 DALLAS BURN STATISTICS

| UNF                | POS | PLAYER               | GP | GS | MIN  | G  | A  | SHT | SOG | FC  | FS  | OFF | CK  | C  | E |
|--------------------|-----|----------------------|----|----|------|----|----|-----|-----|-----|-----|-----|-----|----|---|
| 9                  | F   | Jason Kreis          | 32 | 32 | 2815 | 18 | 15 | 114 | 57  | 49  | 58  | 29  | 79  | 5  | 0 |
| 15                 | M   | Chad Deering         | 25 | 22 | 1936 | 4  | 7  | 39  | 22  | 39  | 24  | 0   | 11  | 2  | 0 |
| 11                 | M   | Oscar Pareja         | 27 | 25 | 1954 | 4  | 6  | 32  | 17  | 37  | 59  | 7   | 37  | 3  | 0 |
| 10                 | F   | Dante Washington     | 21 | 10 | 989  | 4  | 4  | 36  | 18  | 20  | 21  | 15  | 0   | 0  | 0 |
| 41                 | M/F | Ted Eck              | 31 | 25 | 2290 | 4  | 3  | 27  | 13  | 35  | 42  | 0   | 1   | 4  | 0 |
| *20                | F   | Ariel Graziani (DAL) | 8  | 8  | 692  | 4  | 1  | 23  | 12  | 11  | 17  | 12  | 0   | 1  | 0 |
| 17                 | M/D | Jorge Rodriguez      | 30 | 28 | 2538 | 3  | 3  | 20  | 10  | 33  | 28  | 3   | 4   | 3  | 0 |
| 11                 | F   | John Jairo Trellez   | 17 | 9  | 792  | 3  | 2  | 16  | 7   | 10  | 16  | 15  | 1   | 0  | 0 |
| 18                 | D   | Richard Farrer       | 30 | 29 | 2608 | 2  | 1  | 7   | 4   | 14  | 16  | 0   | 0   | 1  | 1 |
| 19                 | F   | Bobby Rhine          | 16 | 4  | 488  | 2  | 1  | 4   | 2   | 4   | 7   | 11  | 0   | 0  | 0 |
| 7                  | M   | Mark Santel          | 26 | 22 | 1779 | 1  | 6  | 13  | 9   | 19  | 23  | 11  | 6   | 1  | 0 |
| 4                  | M   | Paul Broome          | 13 | 5  | 627  | 1  | 2  | 12  | 8   | 10  | 15  | 4   | 0   | 2  | 0 |
| 13                 | M   | Brian Haynes         | 18 | 3  | 532  | 1  | 2  | 6   | 1   | 10  | 8   | 0   | 8   | 1  | 1 |
| 16                 | M   | Temoc Suarez         | 17 | 11 | 944  | 1  | 1  | 11  | 5   | 15  | 16  | 2   | 10  | 4  | 0 |
| 20                 | F   | *Mickey Trotman      | 4  | 3  | 230  | 1  | 1  | 13  | 5   | 8   | 9   | 4   | 1   | 0  | 0 |
| 14                 | M   | *Leonel Alvarez      | 21 | 20 | 1794 | 0  | 6  | 14  | 6   | 36  | 22  | 1   | 0   | 3  | 1 |
| 23                 | M   | Sergi Daniv          | 13 | 12 | 1015 | 0  | 2  | 16  | 8   | 26  | 15  | 0   | 1   | 4  | 0 |
| 12                 | D   | Brandon Pollard      | 31 | 31 | 2790 | 0  | 2  | 5   | 0   | 40  | 34  | 1   | 0   | 5  | 0 |
| 22                 | GK  | Matt Jordan          | 29 | 29 | 2584 | 0  | 1  | 0   | 0   | 1   | 3   | 0   | 0   | 1  | 1 |
| 21                 | M   | Lazo Alavanja        | 1  | 0  | 45   | 0  | 0  | 1   | 0   | 0   | 0   | 0   | 0   | 0  | 0 |
| 2                  | D   | Eric Dade            | 24 | 19 | 1630 | 0  | 0  | 1   | 0   | 26  | 11  | 0   | 0   | 5  | 1 |
| 1                  | GK  | Mark Dodd            | 6  | 3  | 296  | 0  | 0  | 0   | 0   | 0   | 0   | 0   | 0   | 0  | 0 |
| 5                  | M   | Kirk Wilson          | 5  | 2  | 222  | 0  | 0  | 3   | 1   | 5   | 2   | 0   | 0   | 0  | 0 |
| 6                  | F   | Gabe Jones           | 0  | 0  | 0    | 0  | 0  | 0   | 0   | 0   | 0   | 0   | 0   | 0  | 0 |
| 24                 | D   | Andrew Parrish       | 0  | 0  | 0    | 0  | 0  | 0   | 0   | 0   | 0   | 0   | 0   | 0  | 0 |
| 25                 | GK  | Miguel Pineda        | 0  | 0  | 0    | 0  | 0  | 0   | 0   | 0   | 0   | 0   | 0   | 0  | 0 |
| 24                 | GK  | Scott Vallow         | 0  | 0  | 0    | 0  | 0  | 0   | 0   | 0   | 0   | 0   | 0   | 0  | 0 |
| Own-goals received |     |                      |    |    |      | 1  |    |     |     |     |     |     |     |    |   |
| Team totals        |     |                      | 32 | 32 | 2880 | 54 | 66 | 413 | 205 | 448 | 446 | 115 | 159 | 45 | 5 |
| Opponent totals    |     |                      | 32 | 32 | 2880 | 35 | 44 | 436 | 195 | 466 | 423 | 52  | 197 | 44 | 5 |

GAME-WINNING GOALS: Jason Kreis 6, Jorge Rodriguez 2, Oscar Pareja 2, Ariel Graziani 2, four players tied with 1.

GAME-WINNING ASSISTS: Jason Kreis 7, Ted Eck 3, Leonel Alvarez 3, Mark Santel 2, Oscar Pareja 2, eight players tied with 1.

PENALTY KICK GOALS/ATTEMPTS: Jason Kreis 1-2, Oscar Pareja 1-1

### DALLAS BURN INDIVIDUAL GOALKEEPING

| UNF             | POS | GOALKEEPER  | GP | GS | MIN  | SHTS | SV  | GA | GAA  | PG | PA | W  | L  | T | SO |
|-----------------|-----|-------------|----|----|------|------|-----|----|------|----|----|----|----|---|----|
| 22              | GK  | Matt Jordan | 29 | 29 | 2584 | 172  | 133 | 31 | 1.08 | 0  | 2  | 17 | 11 | 0 | 11 |
| 1               | GK  | Mark Dodd   | 6  | 3  | 296  | 23   | 18  | 4  | 1.22 | 0  | 0  | 2  | 2  | 0 | 1  |
| Team totals     |     |             | 32 | 32 | 2880 | 195  | 151 | 35 | 1.09 | 0  | 2  | 19 | 13 | 0 | 12 |
| Opponent totals |     |             | 32 | 32 | 2880 | 205  | 141 | 54 | 1.69 | 2  | 3  | 13 | 19 | 0 | 5  |

\* = Played with other teams in 1999. Only Dallas Burn statistics listed here.

| DATE                     | OPPONENT       | RESULT      | ATT.   | W-L-T   | POS. | PTS   | NOTES:  |
|--------------------------|----------------|-------------|--------|---------|------|---|---|
| 03/20/1999               | Kansas City    | W 4-0       | 17,112 | 1-0-0   | T1   | 3   | DAL: Trotman(53); Kreis (55); Kreis (80); Kreis (84)  |
| 03/28/1999               | at Los Angeles | L 0-0 (2-3) | 27,034 | 1-1-0   | 2    | 3   | --  |
| <b>MARCH RECORD:</b>     |                |             |        |         |      |   |   |
| 04/10/1999               | at Chicago     | W 0-0 (3-1) | 27,311 | 2-1-0   | 2    | 4   | --  |
| 04/15/1999               | at Miami       | L 1-1 (0-3) | 7,013  | 2-2-0   | 2    | 4   | DAL: Washington (58)  MIA: Serna (74)   |
| 04/18/1999               | Tampa Bay      | W 2-1       | 13,697 | 3-2-0   | 2    | 7   | DAL: Kreis (39); Kreis (90)  TB: Shannon (87)   |
| 04/24/1999               | Columbus       | W 2-0       | 12,241 | 4-2-0   | 2    | 10  | DAL: Pareja (4); Kreis (39)   |
| 04/30/1999               | at San Jose    | L 1-1 (2-3) | 10,071 | 4-3-0   | 2    | 10  | DAL: Suarez (7)  SJ: Cerritos (14)  |
| <b>APRIL RECORD:</b>     |                |             |        |         |      |   |   |
| 05/08/1999               | Colorado       | L 1-1 (1-2) | 10,550 | 4-4-0   | 2    | 10  | DAL: Kreis (88)  COL: Bravo (80)  |
| 05/15/1999               | San Jose       | W 2-1       | 16,372 | 5-4-0   | 2    | 13  | DAL: Rhine (9); Rhine (65)  SJ: Barrett (10)  |
| 05/22/1999               | at San Jose    | L 1-1 (1-3) | 12,133 | 5-5-0   | 3    | 13  | DAL: Kreis (81)  SJ: Cerritos (10)  |
| 05/26/1999               | Miami          | W 2-1       | 7,529  | 6-5-0   | 2    | 16  | DAL: Trellez (34); Rodriguez (85)  MIA: Serna (50)  |
| <b>MAY RECORD:</b>       |                |             |        |         |      |   |   |
| 06/05/1999               | at MetroStars  | W 5-2       | 11,567 | 7-5-0   | 1    | 19  | DAL: Trellez (31); Santel (39); Kreis (59); Kreis (66), Haynes (78)<br>NY: Kelly (51), Walsh (84) |
| 06/12/1999               | at Kansas City | L 0-1       | 9,336  | 7-6-0   | 2    | 19  | KC: Own goal (61)   |
| 06/16/1999               | D.C. United    | W 3-0       | 8,817  | 8-6-0   | 1    | 22  | DAL: Washington (69); Deering (75); Washington (79)   |
| 06/19/1999               | at Colorado    | L 1-2       | 11,112 | 8-7-0   | 2    | 22  | DAL: Eck (24)  COL: Bravo (13), Dely Valdes (78)  |
| 06/26/1999               | New England    | W 2-0       | 12,561 | 9-7-0   | 2    | 25  | Rodriguez (37); Kreis (90)  |
| <b>JUNE RECORD:</b>      |                |             |        |         |      |   |   |
| 07/02/1999               | at Chicago     | L 1-1 (3-4) | 12,185 | 9-8-0   | 2    | 25  | DAL: Pareja (35)  CHI: Wolff (65)   |
| 07/04/1999               | Chicago        | L 1-2       | 17,621 | 9-9-0   | T2   | 25  | DAL: Own Goal (Kotschau) (15)  CHI: Razov (4, 35)   |
| 07/10/1999               | Kansas City    | W 5-0       | 7,485  | 10-9-0  | T2   | 28  | DAL: Kreis (8), Deering (80), Broome (84), Eck (89), Kreis (90)                                   |
| 07/24/1999               | at Columbus    | L 1-4       | 19,356 | 10-10-0 | T2   | 28  | DAL: Eck's (90)  CLB: Elcock (28), Cunningham (42), John (50), West (71)                          |
| 07/31/1999               | Colorado       | L 0-2       | 13,712 | 10-11-0 | T3   | 28  | COL: Harris (8), Anderson (58)  |
| <b>JULY RECORD:</b>      |                |             |        |         |      |   |   |
| 08/04/1999               | MetroStars     | W 2-0       | 7,622  | 11-11-0 | 2    | 31  | NY: Kreis (71); Trellez (85)  |
| 08/14/1999               | at Los Angeles | L 0-2       | 14,635 | 11-12-0 | 4    | 31  | LA: Hendrickson (7), Own goal (58)  |
| 08/18/1999               | at Colorado    | W 3-0       | 5,942  | 12-12-0 | T3   | 34  | DAL: Graziani (4), Pareja (30), Rodriguez (85)  |
| 08/22/1999               | Chicago        | W 3-3 (4-3) | 7,237  | 13-12-0 | 3    | 35  | DAL: Graziani (39), Deering (43), Farrer (55)  CHI: Wolff (49, 90) Kovalenko (53)                 |
| 08/28/1999               | Los Angeles    | W 1-0       | 14,033 | 14-12-0 | 4    | 38  | DAL: Graziani (53)  |
| <b>AUGUST RECORD:</b>    |                |             |        |         |      |   |   |
| 09/04/1999               | at D.C. United | L 1-4       | 12,093 | 14-13-0 | 4    | 38  | DAL: Graziani (28)  DC: Moreno (17), Etcheverry (24, 47), Maessner (76)                           |
| 09/11/1999               | San Jose       | W 1-0       | 15,584 | 15-13-0 | 4    | 41  | DAL: Kreis (78)   |
| 09/18/1999               | at Kansas City | W 1-1 (3-0) | 6,096  | 16-13-0 | 4    | 42  | DAL: Eck (75)  KC: Lallas (86)  |
| 09/24/1999               | at New England | W 1-0       | 9,273  | 17-13-0 | 3    | 45  | DAL: Pareja (70)  |
| <b>SEPTEMBER RECORD:</b> |                |             |        |         |      |   |   |
| 10/03/1999               | Los Angeles    | W 4-3       | 13,208 | 18-13-0 | T2   | 48  | DAL: Kreis (7), Kreis (64), Deering (73), Farrer (77)<br>LA: Hermosillo (26, 44), Own goal (30)   |
| 10/10/1999               | at Tampa Bay   | W 2-1       | 13,189 | 19-13-0 | 2    | 51  | DAL: Washington (16), Kreis (82)  TB: Lagos (71)  |
| <b>OCTOBER RECORD:</b>   |                |             |        |         |      |   |   |
| <b>PLAYOFFS:</b>         |                |             |        |         |      |   |   |
| DATE                     | OPPONENT       | RESULT      | ATT.   | W-L-T   | RND  | NOTES:  |   |
| 10/16/1999               | Chicago        | W 2-1       | 10,980 | 1-0-0   | QTR  | DAL: Graziani (52) Santel (75); CHI: Ball (79)                              |   |
| 10/23/1999               | at Chicago     | L 0-4       | 13,197 | 1-1-0   | QTR  | CHI: Nowak (18), Kosecki (36), Razov (43), Kovalenko (46)                   |   |
| 10/27/1999               | Chicago        | W 3-2       | 9,795  | 2-1-0   | QTR  | DAL: Deering (55) Rodriguez (84) Graziani (86)<br>CHI: Razov (3) Marsch (5) |   |
| 10/31/1999               | at Los Angeles | L 1-2       | 17,372 | 2-2-0   | SEM  | DAL: Graziani (75)  LA: Cienfuegos (39) Hendrickson (90)                    |   |
| 11/07/1999               | Los Angeles    | W 3-2       | 13,816 | 3-2-0   | SEM  | DAL: Graziani (33,73); LA: Hermosillo (13,54)                               |   |
| 11/11/1999               | at Los Angeles | L 1-3       | 25,703 | 3-3-0   | SEM  | DAL: Kreis (89)  LA: Vanney (3) Hermosillo (20) Cienfuegos (68)             |   |

### FINAL REGULAR SEASON STANDINGS

#### EASTERN CONFERENCE

|             | ----- OVERALL ----- |    |    |   |     |    |    |     | ----- HOME ----- |    |   |    |    | ----- ROAD ----- |    |   |    |    |
|-------------|---------------------|----|----|---|-----|----|----|-----|------------------|----|---|----|----|------------------|----|---|----|----|
|             | GP                  | W  | L  | T | PTS | GF | GA | GD  | W                | L  | T | GF | GA | W                | L  | T | GF | GA |
| D.C. United | 32                  | 23 | 9  | 0 | 57  | 65 | 43 | 22  | 10               | 6  | 0 | 32 | 22 | 13               | 3  | 0 | 33 | 21 |
| Columbus    | 32                  | 19 | 13 | 0 | 45  | 48 | 39 | 9   | 10               | 6  | 0 | 29 | 18 | 9                | 7  | 0 | 19 | 21 |
| Tampa Bay   | 32                  | 14 | 18 | 0 | 32  | 51 | 50 | 1   | 6                | 10 | 0 | 25 | 29 | 8                | 8  | 0 | 26 | 21 |
| Miami       | 32                  | 13 | 19 | 0 | 29  | 42 | 59 | -17 | 10               | 6  | 0 | 26 | 22 | 3                | 13 | 0 | 16 | 37 |
| New England | 32                  | 12 | 20 | 0 | 26  | 38 | 53 | -15 | 6                | 10 | 0 | 20 | 28 | 6                | 10 | 0 | 18 | 25 |
| New York    | 32                  | 7  | 25 | 0 | 15  | 32 | 64 | -32 | 3                | 13 | 0 | 17 | 30 | 4                | 12 | 0 | 15 | 34 |

#### WESTERN CONFERENCE

|             | ----- OVERALL ----- |    |    |   |     |    |    |     | ----- HOME ----- |    |   |    |    | ----- ROAD ----- |    |   |    |    |
|-------------|---------------------|----|----|---|-----|----|----|-----|------------------|----|---|----|----|------------------|----|---|----|----|
|             | GP                  | W  | L  | T | PTS | GF | GA | GD  | W                | L  | T | GF | GA | W                | L  | T | GF | GA |
| Los Angeles | 32                  | 20 | 12 | 0 | 54  | 49 | 29 | 20  | 12               | 4  | 0 | 24 | 10 | 8                | 8  | 0 | 25 | 19 |
| Dallas      | 32                  | 19 | 13 | 0 | 51  | 54 | 35 | 19  | 13               | 3  | 0 | 35 | 14 | 6                | 10 | 0 | 19 | 21 |
| Chicago     | 32                  | 18 | 14 | 0 | 48  | 51 | 36 | 15  | 10               | 6  | 0 | 26 | 13 | 8                | 8  | 0 | 25 | 23 |
| Colorado    | 32                  | 20 | 12 | 0 | 48  | 38 | 39 | -1  | 11               | 5  | 0 | 19 | 15 | 9                | 7  | 0 | 19 | 24 |
| San Jose    | 32                  | 19 | 13 | 0 | 37  | 48 | 49 | -1  | 13               | 3  | 0 | 28 | 22 | 6                | 10 | 0 | 20 | 27 |
| Kansas City | 32                  | 8  | 24 | 0 | 20  | 33 | 53 | -20 | 6                | 10 | 0 | 24 | 21 | 2                | 14 | 0 | 9  | 32 |



# 1998 Season (15-17-0, 37 pts)

# 1998 Game-by-game

## Finished Fourth in the Western Conference



### HEAD COACH

Dave Dir, 15-17-0

### PLAYOFFS

Lost to Los Angeles in quarterfinals.

### MLS HONORS

Leon Alvarez: MLS All-Star Reserve

### TEAM HONORS

Jorge Rodriguez: MVP, Defender of the Year

Jason Kreis: Golden Boot

### 1998 DALLAS BURN STATISTICS

| UNF             | POS | PLAYER             | GP | GS | MIN  | G  | A  | SHT | SOG | FC  | FS  | OFF | CK  | C  | E |
|-----------------|-----|--------------------|----|----|------|----|----|-----|-----|-----|-----|-----|-----|----|---|
| 9               | F   | Jason Kreis        | 30 | 30 | 2578 | 9  | 8  | 97  | 39  | 33  | 43  | 11  | 68  | 6  | 1 |
| 10              | F   | Dante Washington   | 28 | 21 | 1852 | 7  | 5  | 51  | 28  | 18  | 27  | 25  | 0   | 1  | 0 |
| 20              | F   | Mickey Trotman     | 23 | 15 | 1278 | 5  | 3  | 43  | 17  | 29  | 33  | 18  | 1   | 3  | 0 |
| 11              | F   | *Damian            | 13 | 12 | 893  | 4  | 2  | 31  | 18  | 8   | 34  | 5   | 45  | 3  | 0 |
| 17              | M/D | Jorge Rodriguez    | 30 | 28 | 2569 | 4  | 2  | 20  | 9   | 29  | 19  | 0   | 4   | 4  | 0 |
| 15              | M   | Chad Deering       | 14 | 13 | 1114 | 3  | 1  | 16  | 4   | 17  | 11  | 0   | 0   | 1  | 1 |
| 8               | F   | Gerelli Elliott    | 17 | 11 | 1100 | 3  | 1  | 31  | 19  | 3   | 16  | 3   | 0   | 1  | 0 |
| 13              | M   | Brian Haynes       | 31 | 11 | 1414 | 3  | 1  | 22  | 12  | 22  | 10  | 5   | 31  | 0  | 0 |
| 41              | M/F | Ted Eck            | 31 | 28 | 2331 | 2  | 2  | 34  | 10  | 33  | 32  | 1   | 0   | 5  | 1 |
| 16              | M   | Temoc Suarez       | 20 | 10 | 831  | 1  | 4  | 16  | 7   | 16  | 12  | 3   | 3   | 1  | 0 |
| 18              | D   | Richard Farrer     | 28 | 24 | 2119 | 1  | 2  | 11  | 4   | 33  | 13  | 3   | 0   | 3  | 0 |
| 5               | M   | Jorge Flores       | 14 | 8  | 777  | 1  | 0  | 11  | 4   | 13  | 7   | 0   | 1   | 4  | 0 |
| *11             | M   | Oscar Pareja (DAL) | 6  | 4  | 398  | 0  | 2  | 4   | 0   | 5   | 19  | 1   | 1   | 1  | 0 |
| 14              | M   | Leonel Alvarez     | 27 | 27 | 2338 | 0  | 6  | 19  | 6   | 63  | 34  | 2   | 3   | 12 | 2 |
| 7               | M   | Mark Santel        | 21 | 20 | 1634 | 0  | 4  | 12  | 8   | 28  | 15  | 5   | 1   | 3  | 0 |
| 66              | M   | Alain Sutter       | 4  | 4  | 341  | 0  | 2  | 7   | 2   | 1   | 11  | 0   | 24  | 1  | 0 |
| 1               | GK  | Mark Dodd          | 25 | 24 | 2205 | 0  | 1  | 0   | 0   | 0   | 3   | 0   | 0   | 1  | 0 |
| *6              | M   | Brian Bates (DAL)  | 4  | 2  | 127  | 0  | 0  | 0   | 0   | 2   | 0   | 0   | 0   | 0  | 0 |
| 19              | D   | Chris Brown        | 1  | 0  | 16   | 0  | 0  | 0   | 0   | 0   | 0   | 0   | 0   | 0  | 0 |
| 2               | D   | Eric Dade          | 20 | 15 | 1393 | 0  | 0  | 1   | 0   | 11  | 7   | 0   | 0   | 5  | 0 |
| 22              | GK  | Matt Jordan        | 1  | 1  | 45   | 0  | 0  | 0   | 0   | 0   | 1   | 0   | 0   | 0  | 0 |
| 30              | GK  | Garth Lagerwey     | 8  | 7  | 630  | 0  | 0  | 0   | 0   | 1   | 3   | 0   | 0   | 1  | 0 |
| 12              | D   | Brandon Pollard    | 29 | 26 | 2373 | 0  | 0  | 3   | 2   | 49  | 24  | 0   | 0   | 4  | 0 |
| 25              | F   | Juan Sastoque      | 3  | 0  | 49   | 0  | 0  | 0   | 0   | 0   | 0   | 1   | 0   | 0  | 0 |
| 7               | F   | Darren Sawatzky    | 1  | 0  | 3    | 0  | 0  | 0   | 0   | 0   | 0   | 0   | 0   | 0  | 0 |
| 6               | D   | *Tom Soehn         | 14 | 11 | 1020 | 0  | 0  | 2   | 0   | 19  | 9   | 0   | 0   | 3  | 0 |
| 19              | F   | Edgar Hernandez    | 0  | 0  | 0    | 0  | 0  | 0   | 0   | 0   | 0   | 0   | 0   | 0  | 0 |
| 15              | D   | Zion Renfrum       | 0  | 0  | 0    | 0  | 0  | 0   | 0   | 0   | 0   | 0   | 0   | 0  | 0 |
| 21              | D   | Andrew Restrepo    | 0  | 0  | 0    | 0  | 0  | 0   | 0   | 0   | 0   | 0   | 0   | 0  | 0 |
| Team totals     |     |                    | 32 | 32 | 2880 | 43 | 46 | 431 | 189 | 433 | 383 | 83  | 182 | 63 | 6 |
| Opponent totals |     |                    | 32 | 32 | 2880 | 59 | 71 | 461 | 227 | 413 | 423 | 84  | 194 | 47 | 3 |

GAME-WINNING GOALS: Jason Kreis 6, Jorge Rodriguez 2, Dante Washington 1, Chad Deering 1, Damian 1.

GAME-WINNING ASSISTS: Oscar Pareja 2, Jason Kreis 2, Leonel Alvarez 2, six players with 1.

PENALTY KICK GOALS/ATTEMPTS: Jason Kreis 0-1, Leonel Alvarez 0-1, Damian 1-1

### DALLAS BURN INDIVIDUAL GOALKEEPING

| UNF             | POS | GOALKEEPER     | GP | GS | MIN  | SHTS | SV  | GA | GAA  | PG | PA | W  | L  | T | SO |
|-----------------|-----|----------------|----|----|------|------|-----|----|------|----|----|----|----|---|----|
| 1               | GK  | Mark Dodd      | 25 | 24 | 2205 | 179  | 134 | 42 | 1.71 | 3  | 4  | 11 | 13 | 0 | 6  |
| 30              | GK  | Garth Lagerwey | 8  | 7  | 630  | 44   | 28  | 14 | 2.00 | 1  | 1  | 4  | 3  | 0 | 0  |
| 22              | GK  | Matt Jordan    | 1  | 1  | 45   | 4    | 1   | 3  | 6.00 | 0  | 0  | 0  | 1  | 0 | 0  |
| Team totals     |     |                | 32 | 32 | 2880 | 227  | 163 | 59 | 1.84 | 4  | 5  | 15 | 17 | 0 | 6  |
| Opponent totals |     |                | 32 | 32 | 2880 | 189  | 131 | 43 | 1.34 | 1  | 3  | 17 | 15 | 0 | 6  |

\* = Played with other teams in 1998. Only Dallas Burn statistics listed here.

| DATE       | OPPONENT       | RESULT                   | ATT.   | W-L-T        | POS. | PTS | NOTES:   |
|------------|----------------|--------------------------|--------|--------------|------|-----|--|
| 03/21/1998 | Colorado       | W 1-1 (2-1)              | 11,103 | 1-0-0        | T2   | 1   | DAL: Washington (37)  COL: Bravo (27)  |
| 03/29/1998 | Columbus       | W 2-1                    | 10,216 | 2-0-0        | T1   | 4   | DAL: Elliott (39), Washington (66)  CLB: McBride (12)                                  |
|            |                | <b>MARCH RECORD:</b>     |        | <b>2-0-0</b> |      |     |  |
| 04/05/1998 | at San Jose    | W 2-2 (3-2)              | 10,069 | 3-0-0        | 3    | 5   | DAL: Eck (5); Kreis (48)  SJ: Wynalda (13), Mella (83)                                 |
| 04/11/1998 | at Tampa Bay   | L 1-3                    | 11,820 | 3-1-0        | 4    | 5   | DAL: Flores (57)  TB: Gilmar (11), Hejduk (14, 48)                                     |
| 04/18/1998 | San Jose       | L 1-2                    | 12,939 | 3-2-0        | 5    | 5   | DAL: Elliott (52)  SJ: Mella (71), Lozano (76)   |
| 04/25/1998 | Kansas City    | W 3-1                    | 13,134 | 4-2-0        | 2    | 8   | DAL: Elliott (50), Damian (68), Washington (83)  KC: Tinsley (30)                      |
|            |                | <b>APRIL RECORD:</b>     |        | <b>2-2-0</b> |      |     |  |
| 05/06/1998 | at MetroStars  | W 1-0                    | 10,300 | 5-2-0        | 2    | 11  | DAL: Kreis (19)  |
| 05/16/1998 | Colorado       | W 2-1                    | 15,280 | 6-2-0        | 2    | 14  | DAL: Washington (12); Kreis (62)  COL: Harris (86)                                     |
| 05/20/1998 | Kansas City    | L 1-1 (3-4)              | 9,197  | 6-3-0        | 2    | 14  | DAL: Trotman (86)  KC: Own goal (84)   |
| 05/23/1998 | at Los Angeles | L 1-4                    | 21,173 | 6-4-0        | 4    | 14  | DAL: Haynes (63)  LA: Sanchez (4), Mathis (25, 66), Welton (48)                        |
| 05/31/1998 | Miami          | W 2-0                    | 10,101 | 7-4-0        | 2    | 17  | DAL: Kreis (37) Washington (82)  |
|            |                | <b>MAY RECORD:</b>       |        | <b>3-2-0</b> |      |     |  |
| 06/04/1998 | Los Angeles    | L 1-8                    | 10,047 | 7-5-0        | 2    | 17  | DAL: Damian (44)  LA: Welton (13), Vanney (18), Mathis (45)                            |
|            |                |                          |        |              |      |     | LA: Hendrickson (47, 81), Karapetyan (82, 85)  |
| 06/07/1998 | at D.C. United | W 4-4 (3-1)              | 13,454 | 8-5-0        | 3    | 18  | DAL: Suarez (24), Farrer (38), Mathis (56), Trotman (88)                               |
|            |                |                          |        |              |      |     | DC: Lassiter (19, 70), Etcheverry (31). Own goal (88)                                  |
| 06/17/1998 | at Chicago     | L 0-1                    | 9,638  | 8-6-0        | 3    | 18  | CHI: Kubik (64)  |
| 06/21/1998 | Tampa Bay      | L 0-1                    | 10,238 | 8-7-0        | 3    | 18  | TB: Prampin (50)   |
| 06/27/1998 | at New England | W 3-3 (4-2)              | 18,206 | 9-7-0        | 3    | 19  | DAL: Kreis (19), Damian (44), Eck (65)  NE: Diaz Arce (6), Own goal (9), Gorter (28)   |
|            |                | <b>JUNE RECORD:</b>      |        | <b>2-3-0</b> |      |     |  |
| 07/01/1998 | at Chicago     | L 1-4                    | 13,615 | 9-8-0        | 3    | 19  | DAL: Haynes (14)  CHI: Kubik (7), Razov (16), Kozacki (20), Podbrozny (36)             |
| 07/04/1998 | Chicago        | L 0-1                    | 12,372 | 9-9-0        | 4    | 19  | CHI: Kubik (37)  |
| 07/11/1998 | at Kansas City | L 0-2                    | 10,053 | 9-10-0       | 5    | 19  | KC: Wright (47), Johnson (90)  |
| 07/18/1998 | New England    | L 1-3                    | 10,073 | 9-11-0       | 5    | 19  | DAL: Trotman (32)  NE: McKinley (49), Moore (67, 88)                                   |
| 07/25/1998 | at Columbus    | W 2-1                    | 15,628 | 10-11-0      | 5    | 22  | DAL: Trotman (10), Rodriguez (85)  CLB: Yeagley (41)                                   |
| 07/29/1998 | Los Angeles    | W 3-0                    | 9,720  | 11-11-0      | 4    | 25  | DAL: Kreis (6); Trotman (52); Washington (71)  |
|            |                | <b>JULY RECORD:</b>      |        | <b>2-4-0</b> |      |     |  |
| 08/07/1998 | D.C. United    | L 0-1                    | 9,437  | 11-12-0      | 4    | 25  | DC: Lassiter (57)  |
| 08/15/1998 | at Colorado    | W 1-0                    | 8,321  | 12-12-0      | 4    | 28  | DAL: Deering (57)  |
| 08/19/1998 | at Miami       | L 1-2                    | 7,051  | 12-13-0      | 4    | 28  | DAL: Deering (85)  MIA: Valderrama (50), Gutierrez (87)                                |
| 08/22/1998 | at San Jose    | L 1-1 (0-2)              | 11,706 | 12-14-0      | 4    | 28  | DAL: Haynes (76)  SJ: Cerritos (32)  |
| 08/29/1998 | MetroStars     | W 2-0                    | 11,235 | 13-14-0      | 4    | 31  | DAL: Kreis (72), Washington (87)   |
|            |                | <b>AUGUST RECORD:</b>    |        | <b>2-3-0</b> |      |     |  |
| 09/02/1998 | at Los Angeles | L 0-3                    | 9,113  | 13-15-0      | 4    | 31  | LA: Cienfuegos (29), Hermosillo (54), Jones (70)                                       |
| 09/10/1998 | Chicago        | W 3-2                    | 9,745  | 14-15-0      | 4    | 34  | DAL: Kreis (7), Washington (83), Rodriguez (90)  CHI: Razov (49), Wolff (60)           |
| 09/13/1998 | San Jose       | L 1-3                    | 10,325 | 14-16-0      | 4    | 34  | DAL: Deering (19)  SJ: Barrett (25), Dragutovich (67, 73)                              |
| 09/19/1998 | at Kansas City | W 1-0                    | 13,146 | 15-16-0      | 4    | 37  | DAL: Kreis (25)  |
| 09/26/1998 | at Colorado    | L 1-3                    | 15,022 | 15-17-0      | 4    | 37  | DAL: Rodriguez (57)  COL: Balboa (2, 16), Waldir (32)                                  |
|            |                | <b>SEPTEMBER RECORD:</b> |        | <b>2-3-0</b> |      |     |  |
|            |                | <b>PLAYOFFS:</b>         |        |              |      |     |  |
| DATE       | OPPONENT       | RESULT                   | ATT.   | W-L-T        | RND  | PTS | NOTES:   |
| 10/01/1998 | at Los Angeles | L 1-6                    | 10,047 | 0-1-0        | QTR  |     | DAL: Washington (47)  LA: Pena (10,69) Hermosillo (16,32), Cienfuegos (20) Welton (41) |
| 10/04/1998 | Los Angeles    | L 2-3                    | 8,130  | 0-2-0        | QTR  |     | DAL: Haynes (44) Kreis (48)  LA: Hendrickson (80) Caligiuri (85) Mathis (88)           |
| 11/11/1999 | at Los Angeles | L 1-3                    | 25,703 | 3-3-0        | SEM  |     | DAL: Kreis (89)  LA: Vanney (3) Hermosillo (20) Cienfuegos (68)                        |

### FINAL REGULAR SEASON STANDINGS

#### EASTERN CONFERENCE

| ----- OVERALL ----- |    |    |    |   |     |    |    |     |  |  | ----- HOME ----- |    |   |    |    | ----- ROAD ----- |    |   |    |    |
|---------------------|----|----|----|---|-----|----|----|-----|--|--|------------------|----|---|----|----|------------------|----|---|----|----|
|                     | GP | W  | L  | T | PTS | GF | GA | GD  |  |  | W                | L  | T | GF | GA | W                | L  | T | GF | GA |
| D.C. United         | 32 | 24 | 8  | 0 | 58  | 74 | 48 | 26  |  |  | 14               | 2  | 0 | 40 | 26 | 10               | 6  | 2 | 34 | 22 |
| Columbus            | 32 | 15 | 17 | 0 | 45  | 67 | 56 | 11  |  |  | 11               | 5  | 0 | 49 | 31 | 4                | 12 | 0 | 18 | 25 |
| New York            | 32 | 15 | 17 | 0 | 39  | 54 | 63 | -9  |  |  | 10               | 6  | 0 | 39 | 33 | 5                | 11 | 0 | 15 | 30 |
| Miami               | 32 | 15 | 17 | 0 | 35  | 46 | 68 | -22 |  |  | 11               | 5  | 0 | 31 | 30 | 4                | 12 | 0 | 15 | 38 |
| Tampa Bay           | 32 | 12 | 20 | 0 | 34  | 46 | 57 | -11 |  |  | 6                | 10 | 0 | 23 | 24 | 6                | 10 | 0 | 23 | 33 |
| New England         | 32 | 11 | 21 | 0 | 29  | 53 | 66 | -13 |  |  | 6                | 10 | 0 | 25 | 27 | 5                | 11 | 0 | 28 | 39 |

#### WESTERN CONFERENCE


| ----- OVERALL ----- |    |    |    |   |     |    |    |     |  |  | ----- HOME ----- |   |   |    |    | ----- ROAD ----- |    |   |    |    |
|---------------------|----|----|----|---|-----|----|----|-----|--|--|------------------|---|---|----|----|------------------|----|---|----|----|
|                     | GP | W  | L  | T | PTS | GF | GA | GD  |  |  | W                | L | T | GF | GA | W                | L  | T | GF | GA |
| Los Angeles         | 32 | 24 | 8  | 0 | 58  | 85 | 44 | 41  |  |  | 11               | 5 | 0 | 41 | 21 | 13               | 3  | 0 | 44 | 23 |
| Chicago             | 32 | 20 | 12 | 0 | 56  | 62 | 45 | 17  |  |  | 13               | 3 | 0 | 40 | 17 | 7                | 9  | 0 | 22 | 28 |
| Colorado            | 32 | 16 | 16 | 0 | 44  | 62 | 69 | -7  |  |  | 11               | 5 | 0 | 31 | 24 | 5                | 11 | 0 | 31 | 45 |
| Dallas              | 32 | 15 | 17 | 0 | 37  | 43 | 59 | -16 |  |  | 8                | 8 | 0 | 23 | 26 | 7                | 9  | 0 | 20 | 33 |
| San Jose            | 32 | 13 | 19 | 0 | 33  | 48 | 60 | -12 |  |  | 8                | 8 | 0 | 23 | 21 | 5                | 11 | 0 | 25 | 39 |
| Kansas City         | 32 | 12 | 20 | 0 | 32  | 45 | 50 | -5  |  |  | 10               | 6 | 0 | 26 | 14 | 2                | 14 | 0 | 19 | 36 |



# 1997 Season (16-16-0, 42 pts)

# 1997 Game-by-game

## Finished Third in the Western Conference



### HEAD COACH

Dave Dir, 16-16-0

### PLAYOFFS

Lost to Colorado in semifinals.

### MLS HONORS

Dante Washington: MLS All-Star, Player of the Week (Weeks 5, 18)

Damian: MLS All-Star, Player of the Week (9)

Alain Sutter: MLS All-Star, Player of the Month (May)

Mark Dodd: MLS All-Star

Diego Sonora: MLS All-Star

Mark Santel: MLS All-Star Reserve

### TEAM HONORS

Mark Dodd: MVP, Defender of the Year

Dante Washington: Golden Boot

### 1997 DALLAS BURN STATISTICS

| UNF                | POS | PLAYER           | GP | GS | MIN  | G  | A  | SHT | SOG | FC  | FS  | OFF | CK  | C  | E |
|--------------------|-----|------------------|----|----|------|----|----|-----|-----|-----|-----|-----|-----|----|---|
| 10                 | F   | Dante Washington | 30 | 25 | 2162 | 12 | 6  | 69  | 38  | 29  | 56  | 23  | 0   | 6  | 0 |
| 11                 | F   | Damian           | 19 | 19 | 1479 | 11 | 7  | 68  | 34  | 19  | 61  | 42  | 25  | 7  | 2 |
| 9                  | F   | Jason Kreis      | 32 | 21 | 2200 | 8  | 6  | 61  | 28  | 44  | 44  | 4   | 21  | 3  | 0 |
| 8                  | F   | Gerell Elliott   | 28 | 15 | 1500 | 7  | 5  | 45  | 34  | 8   | 22  | 22  | 1   | 0  | 0 |
| 17                 | M-D | Jorge Rodriguez  | 24 | 21 | 1874 | 4  | 1  | 38  | 21  | 23  | 26  | 4   | 14  | 3  | 0 |
| 66                 | M   | Alain Sutter     | 21 | 21 | 1801 | 2  | 8  | 46  | 24  | 19  | 37  | 4   | 43  | 3  | 0 |
| 7                  | M   | Mark Santel      | 31 | 26 | 2470 | 2  | 6  | 12  | 5   | 38  | 12  | 5   | 4   | 4  | 0 |
| 22                 | M   | Daniel Peinado   | 25 | 22 | 1870 | 2  | 4  | 13  | 9   | 57  | 46  | 0   | 0   | 4  | 1 |
| 3                  | D   | Wade Webber      | 18 | 18 | 1588 | 2  | 1  | 7   | 3   | 27  | 13  | 1   | 1   | 1  | 0 |
| 41                 | M-F | Ted Eck          | 30 | 22 | 1839 | 1  | 4  | 27  | 11  | 53  | 32  | 4   | 0   | 1  | 1 |
| 16                 | M   | Temoc Suarez     | 19 | 6  | 721  | 1  | 3  | 10  | 3   | 10  | 12  | 3   | 6   | 0  | 0 |
| 4                  | D   | Diego Sonora     | 16 | 16 | 1421 | 1  | 2  | 9   | 4   | 15  | 25  | 7   | 28  | 2  | 0 |
| 5                  | M   | Jorge Flores     | 12 | 8  | 667  | 1  | 1  | 6   | 3   | 12  | 8   | 0   | 7   | 0  | 0 |
| 6                  | D   | Tom Soehn        | 25 | 21 | 1948 | 0  | 2  | 7   | 4   | 29  | 18  | 0   | 0   | 3  | 0 |
| 9                  | M   | Peter Hattrup    | 7  | 2  | 225  | 0  | 1  | 4   | 2   | 3   | 1   | 2   | 4   | 0  | 0 |
| 12                 | D   | Brandon Pollard  | 21 | 16 | 1526 | 0  | 1  | 0   | 0   | 26  | 25  | 0   | 0   | 1  | 0 |
| 2                  | D   | Eric Dade        | 15 | 14 | 1306 | 0  | 0  | 4   | 2   | 31  | 8   | 0   | 0   | 1  | 0 |
| 1                  | GK  | Mark Dodd        | 30 | 30 | 2700 | 0  | 0  | 1   | 1   | 2   | 7   | 0   | 0   | 0  | 0 |
| 18                 | D   | Richard Farrer   | 8  | 6  | 503  | 0  | 0  | 1   | 1   | 5   | 3   | 2   | 0   | 0  | 0 |
| 13                 | M   | Brian Haynes     | 1  | 1  | 70   | 0  | 0  | 0   | 0   | 3   | 1   | 0   | 0   | 1  | 0 |
| 27                 | M-F | Gabe Jones       | 1  | 0  | 7    | 0  | 0  | 0   | 0   | 0   | 0   | 0   | 1   | 0  | 0 |
| 30                 | GK  | Garth Lagerwey   | 2  | 2  | 180  | 0  | 0  | 0   | 0   | 0   | 0   | 0   | 0   | 0  | 0 |
| 24                 | D   | Joey Martinez    | 19 | 19 | 1503 | 0  | 0  | 2   | 2   | 24  | 5   | 0   | 0   | 4  | 0 |
| 25                 | F   | Juan Sastoque    | 2  | 0  | 23   | 0  | 0  | 0   | 0   | 1   | 1   | 2   | 0   | 0  | 0 |
| 20                 | F   | Dan Stebbins     | 1  | 1  | 38   | 0  | 0  | 1   | 1   | 0   | 2   | 0   | 0   | 0  | 0 |
| 00                 | GK  | Jeff Cassar      | 0  | 0  | 0    | 0  | 0  | 0   | 0   | 0   | 0   | 0   | 0   | 0  | 0 |
| 30                 | GK  | Marcus Roy       | 0  | 0  | 0    | 0  | 0  | 0   | 0   | 0   | 0   | 0   | 0   | 0  | 0 |
| Own-goals received |     |                  |    |    | 1    |    |    |     |     |     |     |     |     |    |   |
| Team totals        |     |                  | 32 | 32 | 2880 | 55 | 58 | 431 | 230 | 478 | 465 | 125 | 155 | 44 | 4 |
| Opponent totals    |     |                  | 32 | 32 | 2880 | 49 | 50 | 500 | 263 | 465 | 478 | 72  | 197 | 42 | 2 |

GAME-WINNING GOALS: Dante Washington 3, Damian 3, Alain Sutter 2, Temoc Suarez 1, Jorge Rodriguez 1, Jason Kreis 1, Jorge Flores 1, Gerell Elliott 1

GAME-WINNING ASSISTS: Mark Santel 3, Dante Washington 2, Daniel Peinado 2, Jason Kreis 2, Damian 2, Four players with 1.

PENALTY KICK GOALS/ATTEMPTS: Jason Kreis 4-4, Damian 4-4, Dante Washington 0-1, Peter Hattrup 0-1

### DALLAS BURN INDIVIDUAL GOALKEEPING

| UNF             | POS | GOALKEEPER     | GP | GS | MIN  | SHTS | SV  | GA | GAA  | PG | PA | W  | L  | T | SO |
|-----------------|-----|----------------|----|----|------|------|-----|----|------|----|----|----|----|---|----|
| 30              | GK  | Garth Lagerwey | 2  | 2  | 180  | 14   | 13  | 1  | 0.50 | 0  | 0  | 2  | 0  | 0 | 1  |
| 1               | GK  | Mark Dodd      | 30 | 30 | 2700 | 249  | 183 | 48 | 1.60 | 6  | 9  | 14 | 16 | 0 | 3  |
| Team totals     |     |                | 32 | 32 | 2880 | 263  | 196 | 49 | 1.53 | 6  | 9  | 16 | 16 | 0 | 4  |
| Opponent totals |     |                | 32 | 32 | 2880 | 230  | 164 | 55 | 1.72 | 8  | 10 | 16 | 16 | 0 | 3  |

\* = Played with other teams in 1997. Only Dallas Burn statistics listed here.

| DATE                     | OPPONENT       | RESULT       | ATT.   | W-L-T   | POS. | PTS | NOTES:   |
|--------------------------|----------------|--------------|--------|---------|------|-----|--|
| 03/29/1997               | New England    | L 0-1        | 11,063 | 0-1-0   | T3   | 0   | NE: own goal (38)  |
| <b>MARCH RECORD:</b>     |                | <b>0-1-0</b> |        |         |      |     |  |
| 04/05/1997               | San Jose       | W 2-1        | 6,195  | 1-1-0   | T2   | 3   | DAL: Santel (37) Elliott (66); SJ: Dayak (57)                            |
| 04/13/1997               | at Columbus    | L 1-2        | 10,662 | 1-2-0   | T3   | 3   | DAL: Rodriguez (53); CLB: McBride (6,75)                                 |
| 04/18/1997               | at Kansas City | L 1-2        | 6,272  | 1-3-0   | T3   | 3   | DAL: Elliott (39); KC: Klopas (22) Chung (80)                            |
| 04/20/1997               | Colorado       | W 4-1        | 5,911  | 2-3-0   | 2    | 6   | DAL: Washington (25,77) Suarez (49) Elliott (57); COL: C. Henderson (73) |
| 04/23/1997               | at Colorado    | L 0-1        | 4,120  | 2-4-0   | T2   | 6   | COL: Bravo (25)  |
| 04/26/1997               | at Los Angeles | W 2-1        | 15,247 | 3-4-0   | T1   | 7   | DAL: Elliott (70); LA: Cienfuegos (73)                                   |
| <b>APRIL RECORD:</b>     |                | <b>3-3-0</b> |        |         |      |     |  |
| 05/04/1997               | D.C. United    | W 3-2        | 12,166 | 4-4-0   | 2    | 8   | DAL: own goal (33) Kreis (76); DC: Agoos (5) Moreno (88)                 |
| 05/10/1997               | at D.C. United | W 3-2        | 15,493 | 5-4-0   | T2   | 9   | DAL: Washington (2) Kreis (88); DC: Diaz Arce (50) Pope (75)             |
| 05/17/1997               | Tampa Bay      | W 2-0        | 15,238 | 6-4-0   | 1    | 12  | DAL: Washington (25) Damian (63)   |
| 05/23/1997               | at Tampa Bay   | W 3-1        | 10,112 | 7-4-0   | 1    | 15  | DAL: Sonora (37) Sutter (52) Elliott (73); TB: Lassiter (57)             |
| <b>MAY RECORD:</b>       |                | <b>4-0-0</b> |        |         |      |     |  |
| 06/01/1997               | at New England | L 1-3        | 10,242 | 7-5-0   | 2    | 15  | DAL: Eck (41); NE: Conde (63) Baba (65,82)                               |
| 06/06/1997               | Kansas City    | L 1-2        | 9,014  | 7-6-0   | 2    | 15  | DAL: Damian (49); KC: Wright (52)  |
| 06/15/1997               | MetroStars     | W 3-1        | 10,897 | 8-6-0   | 3    | 18  | DAL: Washington (48) Damian (62) Kreis (75); MET: Joseph (54)            |
| 06/22/1997               | at New England | L 2-3        | 15,819 | 8-7-0   | 3    | 18  | DAL: Damian (19) Kreis (27); NE: Farias (29) A. Lalas (65)               |
| 06/28/1997               | at San Jose    | L 1-3        | 11,941 | 8-8-0   | 3    | 18  | DAL: Damian (18); SJ: Medved (48) Lozano (71) Kinnear (89)               |
| <b>JUNE RECORD:</b>      |                | <b>1-4-0</b> |        |         |      |     |  |
| 07/04/1997               | D.C. United    | L 2-3        | 16,089 | 8-9-0   | 3    | 18  | DAL: Peinado (4) Damian (54); DC: Iroha (2) Sanneh (23) Diaz Arce (74)   |
| 07/06/1997               | at Kansas City | W 3-1        | 9,205  | 9-9-0   | 3    | 21  | DAL: Rodriguez (47,81) Sutter (70); KC: Tinsley (54)                     |
| 07/13/1997               | at Columbus    | W 2-1        | 12,329 | 10-9-0  | 3    | 24  | DAL: Webber (20) Flores (45); CLB: McBride (17)                          |
| 07/18/1997               | San Jose       | W 3-1        | 7,371  | 11-9-0  | 2    | 27  | DAL: Washington (42,46,68); SJ: Baicher (25)                             |
| 07/20/1997               | at Colorado    | W 4-2        | 8,125  | 12-9-0  | 2    | 30  | DAL: Damian (31,63) Peinado (46) Washington (73); COL: Paz (5,13)        |
| 07/25/1997               | Los Angeles    | L 0-3        | 13,136 | 12-10-0 | 2    | 30  | LA: Cienfuegos (57) Hurtado (66,77)                                      |
| <b>JULY RECORD:</b>      |                | <b>4-2-0</b> |        |         |      |     |  |
| 08/02/1997               | Kansas City    | L 1-2        | 7,910  | 12-11-0 | 2    | 30  | DAL: Elliott (75); KC: Chung (63) Preki (78)                             |
| 08/15/1997               | at Tampa Bay   | L 1-2        | 8,329  | 12-12-0 | 3    | 30  | DAL: Kreis (88); TB: George (28) Lassiter (69)                           |
| 08/23/1997               | MetroStars     | L 1-2        | 9,092  | 12-13-0 | 3    | 30  | DAL: Damian (58); MET: own goal (60) Savarese (76)                       |
| 08/31/1997               | Colorado       | W 4-1        | 4,451  | 13-13-0 | 3    | 33  | DAL: Kreis (31,76) Washington (35,67); COL: Trittschuh (71)              |
| <b>AUGUST RECORD:</b>    |                | <b>1-3-0</b> |        |         |      |     |  |
| 09/06/1997               | Columbus       | W 3-0        | 10,383 | 14-13-0 | 2    | 36  | DAL: Rodriguez (66) Washington (74) Webber (76)                          |
| 09/11/1997               | at San Jose    | W 1-0        | 7,955  | 15-13-0 | 2    | 39  | DAL: Damian (70)   |
| 09/14/1997               | Los Angeles    | L 1-3        | 9,032  | 15-14-0 | 2    | 39  | DAL: Santel (89); LA: Karapetyan (44) Pena (60) C. Jones (65)            |
| 09/16/1997               | at MetroStars  | W 1-0        | 11,484 | 16-14-0 | 2    | 42  | DAL: Kreis (33)  |
| 09/19/1997               | at Los Angeles | L 1-2        | 19,421 | 16-15-0 | 2    | 42  | DAL: Damian (54); LA: Armas (35) Welton (83)                             |
| 09/25/1997               | New England    | L 1-2        | 6,897  | 16-16-0 | 2    | 42  | DAL: Elliott (31); NE: Moore (58) Keegan (88)                            |
| <b>SEPTEMBER RECORD:</b> |                | <b>3-3-0</b> |        |         |      |     |  |

### PLAYOFFS:

| DATE       | OPPONENT       | RESULT | ATT.   | W-L-T | RND | NOTES:   |
|------------|----------------|--------|--------|-------|-----|--|
| 10/5/1997  | at Los Angeles | W 1-0  | 18,921 | 1-0-0 | QTR | --   |
| 10/8/1997  | Los Angeles    | W 3-0  | 11,248 | 2-0-0 | QTR | DAL: Washington (29, 69), Peinado (86)           |
| 10/12/1997 | Colorado       | L 0-1  | 7,376  | 2-1-0 | SEM | COL: Henerdson (42)                              |
| 10/15/1997 | at Colorado    | L 1-2  | 18,452 | 2-2-0 | SEM | DAL: Damian (5) COL: Patino (22), Henderson (87) |

### FINAL REGULAR SEASON STANDINGS

| EASTERN CONFERENCE  |    |    |    |   |     |    |    |     |  |                  |   |   |    |    |  |                  |    |   |    |    |  |  |
|---------------------|----|----|----|---|-----|----|----|-----|--|------------------|---|---|----|----|--|------------------|----|---|----|----|--|--|
| ----- OVERALL ----- |    |    |    |   |     |    |    |     |  | ----- HOME ----- |   |   |    |    |  | ----- ROAD ----- |    |   |    |    |  |  |
|                     | GP | W  | L  | T | PTS | GF | GA | GD  |  | W                | L | T | GF | GA |  | W                | L  | T | GF | GA |  |  |
| D.C. United         | 32 | 21 | 11 | 0 | 55  | 70 | 53 | 17  |  | 11               | 5 | 0 | 39 | 24 |  | 10               | 6  | 0 | 31 | 29 |  |  |
| Tampa Bay           | 32 | 17 | 15 | 0 | 45  | 55 | 60 | -5  |  | 12               | 4 | 0 | 34 | 22 |  | 5                | 11 | 0 | 21 | 38 |  |  |
| Columbus            | 32 | 15 | 17 | 0 | 39  | 42 | 41 | 1   |  | 11               | 5 | 0 | 25 | 15 |  | 4                | 12 | 0 | 17 | 26 |  |  |
| New England         | 32 | 15 | 17 | 0 | 37  | 40 | 53 | -13 |  | 11               | 5 | 0 | 25 | 20 |  | 4                | 12 | 0 | 15 | 33 |  |  |
| New York            | 32 | 13 | 19 | 0 | 35  | 43 | 53 | -10 |  | 9                | 7 | 0 | 25 | 22 |  | 4                | 12 | 0 | 18 | 31 |  |  |

| WESTERN CONFERENCE |                     |    |    |   |     |    |    |    |                  |    |   |    |    |   |                  |   |    |    |  |  |  |  |
|--------------------|---------------------|----|----|---|-----|----|----|----|------------------|----|---|----|----|---|------------------|---|----|----|--|--|--|--|
|                    | ----- OVERALL ----- |    |    |   |     |    |    |    | ----- HOME ----- |    |   |    |    |   | ----- ROAD ----- |   |    |    |  |  |  |  |
|                    | GP                  | W  | L  | T | PTS | GF | GA | GD | W                | L  | T | GF | GA | W | L                | T | GF | GA |  |  |  |  |
| Kansas City        | 32                  | 21 | 11 | 0 | 49  | 57 | 51 | 6  | 12               | 4  | 0 | 35 | 24 | 9 | 7                | 0 | 22 | 27 |  |  |  |  |
| Los Angeles        | 32                  | 16 | 16 | 0 | 44  | 55 | 44 | 11 | 10               | 6  | 0 | 31 | 18 | 6 | 10               | 0 | 24 | 26 |  |  |  |  |
| Dallas             | 32                  | 16 | 16 | 0 | 42  | 55 | 49 | 6  | 8                | 8  | 0 | 31 | 18 | 8 | 8                | 0 | 25 | 25 |  |  |  |  |
| Colorado           | 32                  | 14 | 18 | 0 | 38  | 50 | 59 | -9 | 9                | 7  | 0 | 29 | 23 | 5 | 11               | 0 | 21 | 36 |  |  |  |  |
| San Jose           | 32                  | 12 | 20 | 0 | 30  | 55 | 59 | -4 | 6                | 10 | 0 | 29 | 28 | 6 | 10               | 0 | 26 | 31 |  |  |  |  |



# 1996 Season (17-15-0, 41 pts)

# 1996 Game-by-game

## Finished Second in the Western Conference



### HEAD COACH

Dave Dir, 17-15-0

### PLAYOFFS

Lost to Kansas City in quarterfinals.

### MLS HONORS

Leonel Alvarez: MLS All-Star, MLS Best XI, Player of the Week (Week 19)

Jason Kreis: MLS All-Star, Player of the Month (July)

Mark Dodd: MLS All-Star Reserve, MLS Best XI, MLS

Goalkeeper of the Year, Player of the Week (Week 11)

Mark Santel: MLS All-Star Reserve

Diego Sonora: MLS All-Star Reserve

### TEAM HONORS

Leonel Alvarez: MVP

Jason Kreis: Golden Boot

Mark Dodd: Defender of the Year

### 1996 DALLAS BURN STATISTICS

| UNF                | POS | PLAYER               | GP | GS | MIN  | G  | A  | SHT | SOG | FC  | FS  | OFF | CK  | C  | E |
|--------------------|-----|----------------------|----|----|------|----|----|-----|-----|-----|-----|-----|-----|----|---|
| 9                  | F   | Jason Kreis          | 31 | 29 | 2564 | 13 | 5  | 90  | 41  | 38  | 48  | 7   | 47  | 4  | 0 |
| 9                  | F   | Hugo Sanchez         | 23 | 21 | 1708 | 6  | 3  | 40  | 23  | 27  | 36  | 9   | 0   | 6  | 1 |
| 8                  | F   | Gerell Elliott       | 20 | 16 | 1523 | 5  | 7  | 43  | 24  | 15  | 25  | 20  | 1   | 0  | 0 |
| 13                 | M   | Brian Haynes         | 26 | 23 | 1983 | 4  | 3  | 29  | 16  | 26  | 40  | 3   | 48  | 1  | 0 |
| 10                 | M-F | Washington Rodriguez | 14 | 9  | 806  | 4  | 2  | 28  | 16  | 16  | 18  | 7   | 10  | 2  | 1 |
| 14                 | M   | Leonel Alvarez       | 22 | 22 | 1959 | 3  | 5  | 22  | 14  | 35  | 32  | 3   | 1   | 14 | 2 |
| *17                | F-M | John Kerr            | 12 | 10 | 840  | 3  | 1  | 18  | 10  | 8   | 14  | 6   | 2   | 0  | 0 |
| 4                  | D   | Diego Sonora         | 31 | 31 | 2720 | 2  | 7  | 23  | 13  | 46  | 49  | 7   | 2   | 5  | 0 |
| 41                 | M-F | Ted Eck              | 26 | 16 | 1564 | 2  | 6  | 24  | 15  | 34  | 37  | 18  | 3   | 3  | 0 |
| 11                 | M   | Lawrence Lozzano     | 31 | 31 | 2688 | 2  | 1  | 25  | 15  | 50  | 55  | 7   | 0   | 3  | 0 |
| 7                  | M   | Mark Santel          | 30 | 28 | 2613 | 1  | 2  | 13  | 8   | 28  | 20  | 4   | 10  | 5  | 0 |
| 4                  | M   | Chad Ashton          | 23 | 10 | 974  | 1  | 0  | 23  | 8   | 11  | 12  | 0   | 27  | 1  | 0 |
| 18                 | D   | Richard Farrer       | 31 | 31 | 2758 | 1  | 0  | 3   | 2   | 35  | 29  | 1   | 0   | 2  | 0 |
| *17                | M   | Zak Ibsen (DAL)      | 16 | 14 | 1238 | 1  | 0  | 7   | 6   | 22  | 17  | 1   | 0   | 1  | 0 |
| *10                | F   | Dante Washington     | 6  | 2  | 257  | 1  | 0  | 10  | 5   | 5   | 10  | 2   | 0   | 0  | 0 |
| 00                 | GK  | Jeff Cassar          | 2  | 1  | 104  | 0  | 0  | 0   | 0   | 0   | 0   | 0   | 0   | 1  | 0 |
| 1                  | GK  | Mark Dodd            | 31 | 31 | 2776 | 0  | 0  | 0   | 0   | 0   | 3   | 0   | 0   | 1  | 0 |
| 5                  | M   | Jorge Flores         | 8  | 3  | 292  | 0  | 0  | 3   | 2   | 5   | 4   | 0   | 1   | 2  | 0 |
| 23                 | F   | Jimmy Glenn          | 9  | 0  | 115  | 0  | 0  | 5   | 4   | 2   | 1   | 2   | 0   | 0  | 0 |
| 23                 | D   | Rene Ortiz           | 2  | 1  | 96   | 0  | 0  | 0   | 0   | 2   | 0   | 0   | 0   | 0  | 0 |
| 12                 | D   | Brandon Pollard      | 10 | 9  | 820  | 0  | 0  | 3   | 1   | 8   | 8   | 0   | 0   | 0  | 0 |
| 3                  | D   | Ed Puskarich         | 18 | 14 | 1238 | 0  | 0  | 2   | 1   | 12  | 14  | 1   | 0   | 2  | 0 |
| Own-goals received |     |                      |    |    |      | 1  |    |     |     |     |     |     |     |    |   |
| Team totals        |     |                      | 32 | 32 | 2880 | 50 | 42 | 411 | 224 | 425 | 472 | 98  | 152 | 53 | 4 |
| Opponent totals    |     |                      | 32 | 32 | 2880 | 48 | 45 | 443 | 244 | 473 | 424 | 82  | 184 | 47 | 3 |

GAME-WINNING GOALS: Jason Kreis 3, Washington Rodriguez 2, Seven players tied with 1.

GAME-WINNING ASSISTS: Gerell Elliott 2, Ted Eck 2, Leonel Alvarez 2, Diego Sonora 1, Hugo Sanchez 1, Washington Rodriguez 1, John Kerr 1, Brian Haynes 1.

PENALTY KICK GOALS/ATTEMPTS: Hugo Sanchez 1-1, Washington Rodriguez 1-1, Leonel Alvarez 1-1.

### DALLAS BURN INDIVIDUAL GOALKEEPING

| UNF             | POS | GOALKEEPER  | GP | GS | MIN  | SHTS | SV  | GA | GAA  | PG | PA | W  | L  | T | SO |
|-----------------|-----|-------------|----|----|------|------|-----|----|------|----|----|----|----|---|----|
| 1               | GK  | Mark Dodd   | 31 | 31 | 2776 | 235  | 160 | 45 | 1.46 | 5  | 5  | 17 | 14 | 0 | 6  |
| 00              | GK  | Jeff Cassar | 2  | 1  | 104  | 9    | 6   | 3  | 2.60 | 0  | 0  | 0  | 1  | 0 | 0  |
| Team totals     |     |             | 32 | 32 | 2880 | 244  | 166 | 48 | 1.50 | 5  | 5  | 17 | 15 | 0 | 6  |
| Opponent totals |     |             | 32 | 32 | 2880 | 224  | 141 | 50 | 1.56 | 3  | 3  | 15 | 17 | 0 | 9  |

\* = Played with other teams in 1996. Only Dallas Burn statistics listed here.

| DATE                     | OPPONENT       | RESULT       | ATT.   | W-L-T   | POS. | PTS | NOTES:  |
|--------------------------|----------------|--------------|--------|---------|------|-----|---|
| 04/14/1996               | San Jose       | W 1-0        | 27,779 | 1-0-0   | 4    | 1   |   |
| 04/18/1996               | Kansas City    | W 3-0        | 9,405  | 2-0-0   | 1    | 4   | DAL: Kreis (48) Rodriguez (72) Kerr (85)  |
| 04/21/1996               | at Colorado    | L 1-3        | 21,711 | 2-1-0   | T2   | 4   | DAL: Kerr (59); COL: Balboa (48,64) Bartlett (57)                                   |
| 04/28/1996               | at Tampa Bay   | W 2-1        | 14,084 | 3-1-0   | 2    | 7   | DAL: Kreis (24) Rodriguez (30); TB: Lassiter (81)                                   |
| <b>APRIL RECORD:</b>     |                | <b>3-1-0</b> |        |         |      |     |   |
| 05/01/1996               | at D.C. United | L 1-3        | 11,253 | 3-2-0   | 2    | 7   | DAL: Rodriguez (43); DC: Diaz Arce (15) Etcheverry (53) Rammel (64)                 |
| 05/05/1996               | Columbus       | W 1-0        | 35,250 | 4-2-0   | 2    | 8   |   |
| 05/11/1996               | at Kansas City | W 3-2        | 17,706 | 5-2-0   | 2    | 11  | DAL: Kreis (27) Kerr (79) Rodriguez (85); KC: Preki (38,45)                         |
| 05/18/1996               | D.C. United    | W 3-2        | 23,251 | 6-2-0   | 2    | 14  | DAL: Kreis (40,82) Sanchez (88); DC: Sanneh (65) Agoos (90)                         |
| 05/23/1996               | Tampa Bay      | L 0-1        | 11,457 | 6-3-0   | 2    | 14  | TB: Lassiter (82)   |
| 05/29/1996               | at Colorado    | L 0-2        | 10,971 | 6-4-0   | 2    | 14  | COL: C. Henderson (24) Harbor (67)  |
| <b>MAY RECORD:</b>       |                | <b>3-2-0</b> |        |         |      |     |   |
| 06/02/1996               | MetroStars     | L 0-1        | 10,610 | 6-5-0   | 2    | 14  | MET: Wood (62)  |
| 06/08/1996               | San Jose       | W 4-1        | 25,187 | 7-5-0   | 2    | 17  | DAL: Sanchez (15) Kreis (33) own goal (44) Sonora (65); SJ: E. Espinoza (12)        |
| 06/15/1996               | Colorado       | W 2-1        | 9,704  | 8-5-0   | 2    | 18  | DAL: Sanchez (73); COL: Harbor (0)  |
| 06/19/1996               | at MetroStars  | L 0-1        | 14,322 | 8-6-0   | 2    | 18  |   |
| 06/23/1996               | at New England | W 4-1        | 17,066 | 9-6-0   | 2    | 21  | DAL: Lozzano (36) Farrer (48) Santel (60) Haynes (89); NE: Keegan (27)              |
| 06/29/1996               | Kansas City    | L 0-1        | 9,615  | 9-7-0   | 2    | 21  | KC: Sorber (39)   |
| <b>JUNE RECORD:</b>      |                | <b>3-3-0</b> |        |         |      |     |   |
| 07/04/1996               | D.C. United    | W 2-1        | 16,177 | 10-7-0  | T2   | 22  | DAL: Kreis (33); DC: Diaz Arce (61)   |
| 07/07/1996               | at D.C. United | L 1-6        | 11,244 | 10-8-0  | T3   | 22  | DAL: Ashton (69); DC: Diaz Arce (3,48,61,63) Rammel (18,77)                         |
| 07/10/1996               | at MetroStars  | L 2-3        | 17,416 | 10-9-0  | T3   | 22  | DAL: Alvarez (63) Sanchez (66); MET: Caricola (35) Savarese (48,77)                 |
| 07/17/1996               | Los Angeles    | W 5-2        | 17,665 | 11-9-0  | T3   | 25  | DAL: Kreis (23,47) Ibsen (28) Haynes (69) Elliott (83); LA: Hurtado (66) Jones (70) |
| 07/20/1996               | at Kansas City | W 2-1        | 11,592 | 12-9-0  | T2   | 28  | DAL: Kreis (13) Elliott (75); KC: Preki (22)  |
| 07/27/1996               | Colorado       | W 3-0        | 9,081  | 13-9-0  | 2    | 31  | DAL: Alvarez (53) Sanchez (64) Elliott (78)   |
| 07/31/1996               | at Columbus    | W 2-1        | 13,190 | 14-9-0  | 2    | 34  | DAL: Kreis (27) Lozzano (47); CLB: McBride (83)                                     |
| <b>JULY RECORD:</b>      |                | <b>5-2-0</b> |        |         |      |     |   |
| 08/10/1996               | Tampa Bay      | W 2-1        | 12,503 | 15-9-0  | 2    | 37  | DAL: Alvarez (16) Haynes (32); TB: Lassiter (35)                                    |
| 08/14/1996               | Columbus       | L 2-3        | 7,338  | 15-10-0 | 2    | 37  | DAL: Elliott (73,76); CLB: Carrera (62) McBride (83)                                |
| 08/22/1996               | at San Jose    | L 0-1        | 13,359 | 15-11-0 | 3    | 37  | SJ:   |
| 08/25/1996               | at Los Angeles | W 3-2        | 19,279 | 16-11-0 | T1   | 40  | DAL: Sonora (23) Kreis (32) Washington (76); LA: Hurtado (53,80)                    |
| <b>AUGUST RECORD:</b>    |                | <b>2-2-0</b> |        |         |      |     |   |
| 09/04/1996               | at New England | L 1-2        | 12,933 | 16-12-0 | T2   | 40  | DAL: Eck (74); NE: Watson (35) Moore (78)   |
| 09/07/1996               | New England    | L 0-2        | 18,582 | 16-13-0 | T2   | 40  | NE: Sawatzky (19) Baba (43)   |
| 09/11/1996               | at San Jose    | W 3-2        | 10,894 | 17-13-0 | T1   | 41  | DAL: Haynes (79) Kreis (87); SJ: E. Espinoza (49) Iroha (74)                        |
| 09/19/1996               | Los Angeles    | L 1-2        | 12,569 | 17-14-0 | T2   | 41  | DAL: Sanchez (23); LA: Hurtado (11) Vanney (48)                                     |
| 09/22/1996               | at Los Angeles | L 1-2        | 18,347 | 17-15-0 | T2   | 41  | DAL: Eck (89); LA: Noamouz (76) Garvey (82)   |
| <b>SEPTEMBER RECORD:</b> |                | <b>1-4-0</b> |        |         |      |     |   |

### PLAYOFFS:

| DATE      | OPPONENT       | RESULT | ATT.   | W-L-T | RND | NOTES:  |
|-----------|----------------|--------|--------|-------|-----|---|
| 9/26/1996 | at Kansas City | L 2-3  | 4,466  | 0-1-0 | QTR | DAL: Elliott (21), Ashton (25) KC: Johnston (16), McKeon (79), Preki (89) |
| 9/29/1996 | Kansas City    | W 2-1  | 10,125 | 1-1-0 | QTR | DAL: Kreis (5), Washington (32) KC: Preki (30)                            |
| 10/2/1996 | at Kansas City | L 2-3  | 9,802  | 1-2-0 | QTR | DAL: Sanchez (27), Elliott (66) KC: Chung (41), Takawira (62)             |

### FINAL REGULAR SEASON STANDINGS

#### EASTERN CONFERENCE


|             | OVERALL |    |    |   |     |    |    |     | HOME |   |   |    | ROAD |   |    |   |    |    |
|-------------|---------|----|----|---|-----|----|----|-----|------|---|---|----|------|---|----|---|----|----|
|             | GP      | W  | L  | T | PTS | GF | GA | GD  | W    | L | T | GF | GA   | W | L  | T | GF | GA |
| Tampa Bay   | 32      | 20 | 12 | 0 | 58  | 66 | 51 | 15  | 12   | 4 | 0 | 42 | 25   | 8 | 8  | 0 | 24 | 26 |
| D.C. United | 32      | 16 | 16 | 0 | 46  | 62 | 56 | 6   | 11   | 5 | 0 | 41 | 22   | 5 | 11 | 0 | 21 | 34 |
| New York    | 32      | 15 | 17 | 0 | 39  | 45 | 47 | -2  | 9    | 7 | 0 | 26 | 22   | 6 | 10 | 0 | 19 | 25 |
| Columbus    | 32      | 15 | 17 | 0 | 37  | 59 | 60 | -1  | 8    | 8 | 0 | 32 | 27   | 7 | 9  | 0 | 27 | 33 |
| New England | 32      | 15 | 17 | 0 | 33  | 43 | 56 | -13 | 10   | 6 | 0 | 25 | 20   | 5 | 11 | 0 | 18 | 36 |

#### WESTERN CONFERENCE

|             | OVERALL |    |    |   |     |    |    |     | HOME |   |   |    |    |   | ROAD |   |    |    |  |  |
|-------------|---------|----|----|---|-----|----|----|-----|------|---|---|----|----|---|------|---|----|----|--|--|
|             | GP      | W  | L  | T | PTS | GF | GA | GD  | W    | L | T | GF | GA | W | L    | T | GF | GA |  |  |
| Los Angeles | 32      | 19 | 13 | 0 | 49  | 59 | 49 | 10  | 11   | 5 | 0 | 31 | 17 | 8 | 8    | 0 | 28 | 32 |  |  |
| Dallas      | 32      | 17 | 15 | 0 | 41  | 50 | 48 | 2   | 10   | 6 | 0 | 25 | 17 | 7 | 9    | 0 | 25 | 31 |  |  |
| Kansas City | 32      | 17 | 15 | 0 | 41  | 61 | 63 | -2  | 11   | 5 | 0 | 40 | 28 | 6 | 10   | 0 | 21 | 35 |  |  |
| San Jose    | 32      | 15 | 17 | 0 | 39  | 50 | 50 | 0   | 9    | 7 | 0 | 29 | 16 | 6 | 10   | 0 | 21 | 34 |  |  |
| Colorado    | 32      | 11 | 21 | 0 | 29  | 44 | 59 | -15 | 8    | 8 | 0 | 30 | 24 | 3 | 13   | 0 | 14 | 35 |  |  |



any  
REASON



any  
SEASON



PERSONAL  
LOANS

HOME  
LOANS

AUTO  
LOANS



[www.texanscu.org](http://www.texanscu.org)  
972.348.2000 | 800.843.5295



MEMBERSHIP REQUIRED



Team  
History

# All-Time FC Dallas MLS Award Winners

# All-Time FC Dallas All-Stars

## MLS BEST XI

|                      |     |
|----------------------|-----|
| <b>2010</b>          |     |
| David Ferreira.....  | MID |
| <b>2009</b>          |     |
| Jeff Cunningham..... | FOR |
| <b>2008</b>          |     |
| Kenny Cooper.....    | FOR |
| <b>2004</b>          |     |
| Ronnie O'Brien.....  | MID |
| <b>2002</b>          |     |
| Oscar Pareja.....    | MID |
| <b>1999</b>          |     |
| Jason Kreis.....     | FOR |
| <b>1996</b>          |     |
| Mark Dodd.....       | GK  |
| Leonel Alvarez.....  | DEF |

## MLS Goal of the Decade

Carlos Ruiz (May 28, 2005 vs. D.C. United)

## MLS Scoring Champion

| Year | Player          | Goals | Assists |
|------|-----------------|-------|---------|
| 1999 | Jason Kreis     | 18    | 15      |
| 2009 | Jeff Cunningham | 17    | 8       |

## MLS Goalkeeper of the Year

| Year      | Player    |
|-----------|-----------|
| 1996..... | Mark Dodd |

## MLS Comeback Player of the Year

| Year      | Player            |
|-----------|-------------------|
| 2006..... | Richard Mulrooney |
| 2008..... | Kenny Cooper      |

## MLS Player of the Month

| Year      | Month          | Player          |
|-----------|----------------|-----------------|
| 1996..... | July.....      | Jason Kreis     |
| 1997..... | May.....       | Alain Sutter    |
| 1999..... | June.....      | Jason Kreis     |
| 2005..... | May.....       | Carlos Ruiz     |
| 2006..... | May.....       | Carlos Ruiz     |
| 2009..... | September..... | Jeff Cunningham |
| 2010..... | August.....    | Kevin Hartman   |

## MLS PLAYER OF THE WEEK

| Year | Player           | Week |
|------|------------------|------|
| 1996 | Mark Dodd        | 11   |
|      | Leonel Alvarez   | 19   |
| 1997 | Dante Washington | 5    |
|      | Damian           | 9    |
|      | Dante Washington | 18   |
| 1999 | Jason Kreis      | 1    |
|      | Matt Jordan      | 4    |
|      | Jason Kreis      | 5    |
|      | Jason Kreis      | 12   |
|      | Jason Kreis      | 17   |
|      | Ariel Graziani   | 23   |
|      | Jason Kreis      | 29   |
|      | Jason Kreis      | 30   |
| 2000 | Ariel Graziani   | 1    |
|      | Ariel Graziani   | 16   |
| 2002 | Jason Kreis      | 7    |
|      | Bobby Rhine      | 12   |
|      | Antonio Martinez | 22   |
| 2003 | D.J. Countess    | 28   |
| 2004 | Jeff Cassar      | 15   |
|      | Brad Davis       | 17   |
|      | Ronnie O'Brien   | 22   |
| 2006 | Kenny Cooper     | 16   |
| 2007 | Juan Tojoa       | 15   |
|      | Abe Thompson     | 27   |
| 2008 | Kenny Cooper     | 18   |
|      | Kenny Cooper     | 19   |
| 2009 | Jeff Cunningham  | 16   |
|      | Jeff Cunningham  | 20   |
|      | Jeff Cunningham  | 26   |
|      | Jeff Cunningham  | 30   |
| 2010 | Brek Shea        | 11   |
|      | Jeff Cunningham  | 19   |



## 2010

|                     |     |
|---------------------|-----|
| <b>Starters</b>     |     |
| Heath Pearce.....   | DEF |
| <b>Reserves</b>     |     |
| David Ferreira..... | MID |

## 2008

|                   |     |
|-------------------|-----|
| <b>Starters</b>   |     |
| Kenny Cooper..... | FOR |
| Juan Toja.....    | MID |

## 2007

|                 |     |
|-----------------|-----|
| <b>Starters</b> |     |
| Juan Toja.....  | FOR |

## 2006

|                        |     |
|------------------------|-----|
| <b>Starters</b>        |     |
| Richard Mulrooney..... | MID |

## Reserves

|                     |     |
|---------------------|-----|
| Ronnie O'Brien..... | MID |
|---------------------|-----|

## Alternates

|                  |     |
|------------------|-----|
| Dario Sala.....  | GK  |
| Carlos Ruiz..... | FOR |
| Greg Vanney..... | DEF |

Commissioner's Pick - Richard Mulrooney

## 2005

|                     |     |
|---------------------|-----|
| <b>Starters</b>     |     |
| Ronnie O'Brien..... | MID |
| Greg Vanney.....    | DEF |
| Simo Valakari.....  | MID |

## Reserves

|                    |    |
|--------------------|----|
| Scott Garlick..... | GK |
|--------------------|----|

## Selected to start but could not participate

|                    |     |
|--------------------|-----|
| Carlos Ruiz.....   | FOR |
| Eddie Johnson..... | FOR |

Ronnie O'Brien also chosen for MLS Select XI vs. Real Madrid.

Colin Clarke and staff - 2005 All-Star coaching staff

## 2004

|                     |     |
|---------------------|-----|
| <b>Starters</b>     |     |
| Cory Gibbs.....     | DEF |
| Ronnie O'Brien..... | MID |

## Reserves

|                  |     |
|------------------|-----|
| Jason Kreis..... | FOR |
|------------------|-----|

Commissioner's Pick - Jason Kreis

## 2003

|                   |     |
|-------------------|-----|
| <b>Alternates</b> |     |
| Jason Kreis.....  | FOR |

## 2002

|                   |     |
|-------------------|-----|
| <b>Starters</b>   |     |
| Chad Deering..... | MID |
| Ryan Suarez.....  | DEF |

## Reserves

|                    |     |
|--------------------|-----|
| Jason Kreis.....   | FOR |
| Joselito Vaca..... | MID |

Commissioner's Pick - Joselito Vaca

## 2001

|                     |     |
|---------------------|-----|
| <b>Starters</b>     |     |
| Chad Deering.....   | MID |
| Ariel Graziani..... | FOR |

## Selected to start but could not participate

|                  |     |
|------------------|-----|
| Jason Kreis..... | FOR |
| Lubos Kubik..... | DEF |

## 2000

|                     |     |
|---------------------|-----|
| <b>Reserves</b>     |     |
| Jason Kreis.....    | FOR |
| Ariel Graziani..... | FOR |

## 1999

|                  |     |
|------------------|-----|
| <b>Reserves</b>  |     |
| Matt Jordan..... | GK  |
| Jason Kreis..... | FOR |

## 1998

|                     |     |
|---------------------|-----|
| <b>Reserves</b>     |     |
| Leonel Alvarez..... | MID |

## 1997

|                       |     |
|-----------------------|-----|
| <b>Starters</b>       |     |
| Damian.....           | FOR |
| Mark Dodd.....        | GK  |
| Diego Sonora.....     | DEF |
| Alain Sutter.....     | MID |
| Dante Washington..... | FOR |

## Reserves

|                  |     |
|------------------|-----|
| Mark Santel..... | MID |
|------------------|-----|

## 1996

|                     |     |
|---------------------|-----|
| <b>Starters</b>     |     |
| Leonel Alvarez..... | MID |
| Jason Kreis.....    | FOR |

## Reserves

|                   |     |
|-------------------|-----|
| Mark Dodd.....    | GK  |
| Mark Santel.....  | MID |
| Diego Sonora..... | DEF |



## Most Valuable Player

|           |                 |
|-----------|-----------------|
| 1996..... | Leonel Alvarez  |
| 1997..... | Mark Dodd       |
| 1998..... | Jorge Rodriguez |
| 1999..... | Jason Kreis     |
| 2000..... | Ariel Graziani  |
| 2001..... | Oscar Pareja    |
| 2002..... | Oscar Pareja    |
| 2003..... | Jason Kreis     |
| 2004..... | Simo Valakari   |
| 2005..... | Ronnie O'Brien  |
| 2006..... | Kenny Cooper    |
| 2007..... | Juan Toja       |
| 2008..... | Kenny Cooper    |
| 2009..... | Jeff Cunningham |
| 2010..... | David Ferreira  |

## Defender of the Year

|           |                  |
|-----------|------------------|
| 1996..... | Mark Dodd        |
| 1997..... | Mark Dodd        |
| 1998..... | Jorge Rodriguez  |
| 1999..... | Matt Jordan      |
| 2000..... | Jorge Rodriguez  |
| 2001..... | Jorge Rodriguez  |
| 2002..... | Tenywa Bonseu    |
| 2003..... | D.J. Countess    |
| 2004..... | Cory Gibbs       |
| 2005..... | Greg Vanney      |
| 2006..... | Chris Gbandi     |
| 2007..... | Clarence Goodson |
| 2008..... | Pablo Ricchetti  |
| 2009..... | Dario Sala       |
| 2010..... | Kevin Hartman    |



## Golden Boot

|           |                  |
|-----------|------------------|
| 1996..... | Jason Kreis      |
| 1997..... | Dante Washington |
| 1998..... | Jason Kreis      |
| 1999..... | Jason Kreis      |
| 2000..... | Jason Kreis      |
| 2001..... | Ariel Graziani   |
| 2002..... | Jason Kreis      |
| 2003..... | Brad Davis       |
| 2004..... | Eddie Johnson    |
| 2005..... | Carlos Ruiz      |
| 2006..... | Carlos Ruiz      |
| 2007..... | Carlos Ruiz      |
| 2008..... | Kenny Cooper     |
| 2009..... | Jeff Cunningham  |
| 2010..... | Jeff Cunningham  |

## Humanitarian of the Year

|           |                  |
|-----------|------------------|
| 2001..... | Matt Jordan      |
| 2002..... | Matt Jordan      |
| 2003..... | Bobby Rhine      |
| 2004..... | Steve Jolley     |
| 2005..... | Richard Mulroney |
| 2006..... | Richard Mulroney |
| 2007..... | Bobby Rhine      |
| 2008..... | Pablo Ricchetti  |
| 2009..... | Pablo Ricchetti  |
| 2010..... | Daniel Hernandez |



## 2011 SUPERDRAFT

| Round | Overall | Player           | Position   | College         |
|-------|---------|------------------|------------|-----------------|
| 1     | 17      | Bobby Warshaw    | Midfielder | Stanford        |
| 2     | 35      | Charlie Campbell | Defender   | Louisville      |
| 3     | 53      | Scott Gordon     | Defender   | Lynn University |

## 2010 SUPPLEMENTAL DRAFT

| Round | Overall | Player          | Position   | College             |
|-------|---------|-----------------|------------|---------------------|
| 1*    | 15      | Alexis Pradie   | Forward    | Embry-Riddle        |
| 1     | 17      | Paul Ogunyemi   | Defender   | Schoolcraft College |
| 1**   | 18      | Brayan Martinez | Midfielder | Seton Hall          |
| 2     | 35      | Kekoa Osorio    | Midfielder | SMU                 |
| 3     | 53      | Craig Hill      | Goalkeeper | SMU                 |

\*Acquired a conditional draft pick from San Jose on April 28, 2009, which became this selection, in exchange for defender Aaron Pitchkolan.

\*\*Acquired this selection and a conditional 2012 MLS SuperDraft selection from Colorado in exchange for defender Anthony Wallace on July 30, 2010.

## 2010 SUPERDRAFT

| Round | Overall | Player          | Position            | College        |
|-------|---------|-----------------|---------------------|----------------|
| 1*    | 5       | Zach Loyd       | Defender/Midfielder | North Carolina |
| 2**   | 21      | Andrew Wiedeman | Forward             | California     |
| 3     | 38      | Jason Yeisley   | Forward             | Penn State     |
| 3***  | 44      | Eric Alexander  | Midfielder          | Indiana        |
| 4     | 54      | Dane Saintus    | Forward             | SMU            |

\*Acquired from Toronto FC on February 24, 2009, in exchange for Adrian Serioux.

\*\*Conditional pick acquired from Toronto FC in exchange for Fuad Abrahim on June 13, 2008.

\*\*\*Acquired Columbus Crew's 2010 second and third round picks in exchange for FC Dallas' second and third round picks in 2008 MLS SuperDraft. FC Dallas' traded the 2010 SuperDraft second round pick to Real Salt Lake in exchange for D Kyle Davies on April 28, 2009.

Notes: FCD traded its natural second round pick to the Colorado Rapids in exchange for Ugo Ihemelu last August.

## 2010 DISCOVERY SELECTIONS

| Round | Overall | Player       | Position   | College      |
|-------|---------|--------------|------------|--------------|
| N/A   | N/A     | Edson Edward | Defender   | Graceland    |
| N/A   | N/A     | Sean Kelley  | Goalkeeper | George Mason |

# All-Time FC Dallas Draft History

## 2009 SUPERDRAFT

| Round | Overall | Player         | Position | College        |
|-------|---------|----------------|----------|----------------|
| 1     | 5       | Peri Marosevic | Forward  | Michigan       |
| 1*    | 14      | George John    | Defender | Washington     |
| 2**   | 29      | Brian Shriver  | Forward  | North Carolina |

\*Acquired from the San Jose Earthquakes on July 28, 2008, along with partial allocation, in exchange for Arturo Alvarez.

\*\*Acquired in an agreement with Real Salt Lake for former Dallas goalkeeper coach Jeff Cassar in 2007. Notes: FC Dallas traded its 39th overall pick (third round) to Toronto FC on August 8, 2008, in exchange for Jeff Cunningham. In addition, FCD traded its natural fourth round pick to Kansas City on July 21, 2008, in exchange for an international player slot valid only for the remainder of the 2008 season.

## 2009 DISCOVERY SELECTIONS

| Round | Overall | Player      | Position   | College               |
|-------|---------|-------------|------------|-----------------------|
| N/A   | N/A     | Juan Guerra | Midfielder | Florida International |
| N/A   | N/A     | JD Binger   | Defender   | Messiah College       |

## 2008 SUPERDRAFT

| Round | Overall | Player        | Position   | College          |
|-------|---------|---------------|------------|------------------|
| 1*    | 2       | Brek Shea     | Midfielder | --               |
| 1     | 8       | Josh Lambo    | Goalkeeper | --               |
| 2**   | 19      | Eric Avila    | Midfielder | UC-Santa Barbara |
| 4***  | 45      | Jamil Roberts | Defender   | UC-Santa Clara   |
| 4     | 50      | Ben Nason     | Midfielder | Virginia Tech    |

\* Acquired from Toronto FC on Mar. 20, 2007, along with a partial allocation, in exchange for Richard Mulrooney.

\*\*Acquired from Colorado on Jan. 12, 2007, along with the 2007 second round pick used to select Andrew Daniels, in exchange for Greg Vanney.

\*\*\* Acquired from Real Salt Lake on Jan. 12, 2007, in exchange for the 48th overall selection in the 2007 SuperDraft.

Note: FC Dallas traded its 22nd (second round) and 31st (third round) overall picks to the Columbus Crew in exchange for the Crew's natural second and third round selections in 2010.

## 2008 SUPPLEMENTAL DRAFT

| Round | Overall | Player          | Position   | College  |
|-------|---------|-----------------|------------|----------|
| 2     | 22      | Yannick Reyring | Forward    | Virginia |
| 3     | 36      | Ben Shuleva     | Midfielder | SMU      |

## 2007 SUPERDRAFT

| Round | Overall | Player           | Position            | College       |
|-------|---------|------------------|---------------------|---------------|
| 1     | 9       | Anthony Wallace  | Defender/Midfielder | South Florida |
| 2*    | 14      | Abdus Ibrahim    | Forward             | --            |
| 2**   | 18      | Andrew Daniels   | Forward             | Brown         |
| 2     | 22      | Ryan Guy         | Forward             | San Diego     |
| 3     | 28      | Scott Jones      | Forward             | NC-Greensboro |
| 4     | 43      | Tommy Krizanovic | Forward             | Jacksonville  |

\*Acquired from Toronto FC, along with Adrian Seriou, on Nov. 17, 2006 in exchange for Ronnie O'Brien.

\*\*Acquired from the Colorado Rapids on Jan. 12, 2007, along with a second round pick in 2008, in exchange for Greg Vanney and a third round pick in 2008.

## 2007 SUPPLEMENTAL DRAFT

| Round | Overall | Player           | Position   | College |
|-------|---------|------------------|------------|---------|
| 1     | 9       | Sandy Gbandi Jr. | Midfielder | UAB     |
| 4     | 45      | Chase Wileman    | Midfielder | SMU     |

## 2006 SUPERDRAFT

| Round | Overall | Player              | Position            | College               |
|-------|---------|---------------------|---------------------|-----------------------|
| 1     | 6       | Dax McCarty         | Midfielder          | North Carolina        |
| 2     | 15      | Justin Moore        | Defender            | Clemson               |
| 2     | 18      | Blake Wagner        | Defender/Midfielder | --                    |
| 2     | 22      | Dominic Oduro       | Forward             | Virginia Commonwealth |
| 3     | 30      | Ray Burse Jr.       | Goalkeeper          | Ohio State            |
| 4*    | 42      | Michael Dello-Russo | Midfielder          | Maryland              |
| 4     | 43      | Mike Ambersly       | Forward             | Indiana               |

\* FC Dallas traded its 38th overall selection to Columbus for a third round pick in 2007.

# All-Time FC Dallas Draft History

## 2006 SUPPLEMENTAL DRAFT

| Round | Overall | Player            | Position           | College          |
|-------|---------|-------------------|--------------------|------------------|
| 1     | 6       | Christopher Joyce | Forward            | Franklin Pierce  |
| 1     | 8       | Miguel Guante     | Defender           | Portland         |
| 2     | 18      | Brad Napper       | Midfielder/Forward | Northwestern     |
| 3     | 30      | Sean Babcock      | Midfielder         | Portland         |
| 4     | 39      | Peter Louis       | Forward            | Coastal Carolina |

## 2005 SUPERDRAFT

| Round | Overall | Player           | Position   | College      |
|-------|---------|------------------|------------|--------------|
| 1*    | 6       | Drew Moor        | Defender   | Indiana      |
| 3     | 27      | Winston Marshall | Midfielder | Wright State |
| 3     | 28      | Chris Gomez      | Goalkeeper | Brown        |
| 4     | 40      | Julian Nash      | Forward    | Creighton    |

\* FC Dallas traded its 4th overall selection, an allocation and Brad Davis to San Jose for Richard Mulrooney, Arturo Alvarez, the 6th overall pick and the 29th overall pick. They then traded their 12th overall selection to the MetroStars for Cornell Glen. FC Dallas also traded its 29th overall pick to Chicago for Henry Ring and a 2006 second round pick.

## 2005 SUPPLEMENTAL DRAFT

| Round | Overall | Player           | Position   | College               |
|-------|---------|------------------|------------|-----------------------|
| 1     | 4       | Kevin Wilson     | Midfielder | San Diego             |
| 2     | 16      | Abe Thompson     | Forward    | Maryland              |
| 2     | 23      | Aaron Pitchkolan | Midfielder | West Virginia         |
| 2     | 24      | Drew Cavanagh    | Defender   | College of Charleston |
| 3     | 28      | Chris Schwarze   | Defender   | San Francisco         |
| 4     | 40      | Sammy Tamporello | Midfielder | Ohio State            |

## 2004 SUPERDRAFT

| Round | Overall | Player           | Position   | College              |
|-------|---------|------------------|------------|----------------------|
| 1     | 6       | Ramon Nunez      | Midfielder | SMU                  |
| 1*    | 7       | Clarence Goodson | Defender   | Maryland             |
| 3     | 29      | Ty Maurin        | Midfielder | UCLA                 |
| 4     | 31      | David Wagenfuhr  | Midfielder | Creighton            |
| 6     | 64      | Edwin Miranda    | Defender   | Cal State Northridge |

\* Dallas traded its 4th overall selection and Shavar Thomas to Kansas City for the 7th overall pick and defender Carey Talley and midfielder Eric Quill.

## 2003 SUPERDRAFT

| Round | Overall | Player             | Position   | College          |
|-------|---------|--------------------|------------|------------------|
| 1*    | 10      | Shavar Thomas      | Defender   | Connecticut      |
| 2     | 15      | Jason Thompson     | Forward    | Eastern Illinois |
| 3     | 21      | David Comfort      | Goalkeeper | Virgina          |
| 4     | 34      | Mike Tranchilla    | Forward    | Creighton        |
| 5     | 45      | Michael Mariscalco | Midfielder | Butler           |
| 6     | 52      | Andy Rosenband     | Forward    | Ohio State       |

\* Dallas traded its 12th and 55th overall selections to Los Angeles for the 10th overall pick. The Burn also traded its 4th overall selection to the MetroStars for M Brad Davis.

## 2002 SUPERDRAFT

| Round | Overall | Player         | Position   | College         |
|-------|---------|----------------|------------|-----------------|
| 1     | 1       | Chris Gbandi   | Defender   | Connecticut     |
| 1*    | 9       | Carl Bussey    | Midfielder | SMU             |
| 1*    | 12      | Lee Morrison   | Defender   | Stanford        |
| 2     | 15      | Jordan Stone   | Midfielder | --              |
| 2     | 18      | Matt Behncke   | Midfielder | Princeton       |
| 4     | 44      | Adauto Neto    | Midfielder | Univ. of Mobile |
| 5     | 54      | Jeremie Piette | Defender   | West Texas A&M  |
| 5     | 55      | Ricardo Villar | Midfielder | Penn State      |

\* Dallas traded its 6th overall selection to San Jose for the 9th and 12th overall picks.



# All-Time FC Dallas Draft History

## 2001 SUPERDRAFT

| Round | Overall | Player          | Position   | College           |
|-------|---------|-----------------|------------|-------------------|
| 1     | 5       | Joselito Vaca   | Midfielder | --                |
| 1     | 7       | Ryan Suarez     | Defender   | San Jose State    |
| 2     | 19      | Edward Johnson  | Forward    | --                |
| 3     | 25      | Josue Mayard    | Defender   | --                |
| 4     | 43      | Adam Zapala     | Goalkeeper | Stanford          |
| 5     | 55      | Gary DePalma    | Midfielder | Virginia Wesleyan |
| 6     | 67      | Miguel Saavedra | Midfielder | --                |
| 6*    | 71      | Roberto Najarro | Midfielder | UAB               |

\*Dallas traded its 6th round pick in the '02 SuperDraft to Chicago for the Fire's 6th round selection in the '01 SuperDraft.

## 2000 SUPERDRAFT

| Round | Overall | Player           | Position   | College             |
|-------|---------|------------------|------------|---------------------|
| 1*    | 5       | Aleksey Korol    | Forward    | Indiana             |
| 2     | 22      | Antonio Martinez | Midfielder | Cal State Fullerton |
| 3     | 34      | Steve Bernal     | Defender   | Creighton           |
| 4     | 46      | Brian Piesner    | Midfielder | Rutgers             |
| 5     | 58      | Seth Marks       | Defender   | Furman              |
| 6     | 70      | Angel Rivillo    | Midfielder | Creighton           |

\* Dallas traded Dante Washington to Columbus for the Crew's first-round pick (3rd overall). They then traded that pick to Colorado for the Rapids' first-round pick (5th overall) and their first-round pick in the 2001 draft.

## 1999 SUPPLEMENTAL DRAFT

| Round | Overall | Player      | Position   | College      |
|-------|---------|-------------|------------|--------------|
| 1     | 6       | Kirk Wilson | Midfielder | Drake        |
| 2     | 18      | Gabe Jones  | Forward    | St. Edward's |

## 1999 COLLEGE DRAFT

| Round | Overall | Player         | Position   | College         |
|-------|---------|----------------|------------|-----------------|
| 1*    | 4       | Lazo Alavanja  | Midfielder | Indiana         |
| 1     | 6       | Bobby Rhine    | Forward    | Connecticut     |
| 1*    | 12      | Paul Broome    | Midfielder | SMU             |
| 2     | 24      | Darren Warham  | Defender   | Lynn            |
| 3     | 30      | Andrew Parrish | Defender   | Indiana         |
| 3     | 35      | Aaron Lewis    | Forward    | Western Baptist |

\* Dallas obtained the 4th and 12th overall picks from Chicago in exchange for the rights to Dema Kovalenko, who had been assigned to Dallas as a Project-40 player.

## 1998 SUPPLEMENTAL DRAFT

| Round | Overall | Player          | Position           | College  |
|-------|---------|-----------------|--------------------|----------|
| 1     | 10      | Chris Fox       | Defender           | Brown    |
| 2     | 20      | Ernest Inneh    | Forward            | Brooklyn |
| 3     | 30      | Darren Sawatzky | Midfielder/Forward | Portland |

## 1998 COLLEGE DRAFT

| Round | Overall | Player        | Position   | College         |
|-------|---------|---------------|------------|-----------------|
| 1     | 10      | Matt Jordan   | Goalkeeper | Clemson         |
| 2     | 20      | Hans Wittusen | Defender   | Brown           |
| 3*    | 25      | Matt Caution  | Forward    | SW Missouri St. |

\* The Burn traded its 1999 2nd rd. college pick for Miami's 1998 3rd rd. pick. Dallas had traded its 1998 3rd rd. college pick to Tampa Bay in 1997 for Peter Hattrup.

## 1997 SUPPLEMENTAL DRAFT

| Round | Overall | Player          | Position | College      |
|-------|---------|-----------------|----------|--------------|
| 1     | 2       | Wade Webber     | Defender | Portland     |
| 1     | 4       | Dan Stebbins    | Forward  | Notre Dame   |
| 2     | 20      | Joey Martinez   | Defender | ---          |
| 3     | 26      | Eric Stempinski | Forward  | UW-Milwaukee |

## 1997 COLLEGE DRAFT

| Round | Overall | Player        | Position | College        |
|-------|---------|---------------|----------|----------------|
| 1     | 6       | Temoc Suarez  | Forward  | North Carolina |
| 2     | 16      | Alan Branigan | Defender | Rutgers        |

\*Dallas traded its 1st round pick in supplemental draft plus a 3rd round pick in college draft to New England for the Revolution's 1st round pick in the supplemental draft.

# All-Time FC Dallas Draft History

## 1996 DRAFT

| Round | Overall | Player           | Position   | College        |
|-------|---------|------------------|------------|----------------|
| 1     | 3       | Ted Eck          | Forward    | W. Illinois    |
| 2     | 13      | Tom Soehn        | Defender   | W. Illinois    |
| 3     | 23      | Lawrence Lozzano | Defender   | ---            |
| 4     | 33      | Brian Haynes     | Midfielder | Erschine       |
| 5     | 43      | Jason Kreis      | Midfielder | Duke           |
| 6     | 53      | Mark Dodd        | Goalkeeper | Duke           |
| 7     | 63      | Rene Ortiz       | Defender   | ---            |
| 8     | 73      | Gerell Elliot    | Forward    | Fresno St.     |
| 9     | 83      | John Kerr, Jr.   | Midfielder | Duke           |
| 10    | 93      | Jim McGeough     | Defender   | Farmingdale JC |
| 11    | 103     | Jorge Flores     | Midfielder | ---            |
| 12    | 113     | Richard Farrer   | Defender   | New Mexico     |
| 13    | 123     | Jimmy Glenn      | Forward    | Clemson        |
| 14    | 133     | Steve Keller     | Midfielder | Indiana        |
| 15    | 143     | Ed Puskarich     | Defender   | SMU            |
| 16    | 153     | Gabriel Gentile  | Midfielder | North Texas    |

## 1996 SUPPLEMENTAL DRAFT

| Round | Overall | Player      | Position   | College        |
|-------|---------|-------------|------------|----------------|
| 2     | 14      | Vagner      | Defender   | ---            |
| 2     | 18      | Chad Ashton | Midfielder | North Carolina |
| 3     | 28      | Jon Walker  | Goalkeeper | Louisville     |

Note: Dallas traded its first round pick to NY/NJ for MetroStars' 1st round pick in college draft.

## 1996 COLLEGE DRAFT

| Round | Overall | Player          | Position   | College        |
|-------|---------|-----------------|------------|----------------|
| 1     | 3       | Brandon Pollard | Defender   | Virginia       |
| 1     | 8       | Jeff Cassar     | Goalkeeper | Florida Int'l  |
| 3     | 28      | Brandon Cavitt  | Midfielder | Sacramento St. |

Note: Dallas traded its second round selection to Tampa Bay for the Mutiny's 2nd round pick in supplemental draft.

## ALL-TIME FC DALLAS PLAYER ALLOCATIONS

### 1996 ALLOCATIONS

| Player               | Date Allocated   | Country       |
|----------------------|------------------|---------------|
| Hugo Sanchez         | October 17, 1995 | Mexico        |
| Mark Santel          | January 22, 1996 | United States |
| Washington Rodriguez | January 24, 1996 | Uruguay       |
| Leonel Alvarez       | February 5, 1996 | Colombia      |
| Diego Sonora         | April 2, 1996    | Argentina     |

### 1997 ALLOCATIONS

| Player          | Date Allocated   | Country     |
|-----------------|------------------|-------------|
| Daniel Peinado  | January 22, 1997 | Argentina   |
| Jorge Rodriguez | March 19, 1997   | El Salvador |
| Alain Sutter    | April 21, 1997   | Switzerland |
| Damian Alvarez  | April 28, 1997   | Mexico      |

### 1998 ALLOCATIONS

| Player         | Date Allocated  | Country       |
|----------------|-----------------|---------------|
| Leonel Alvarez | January 9, 1998 | Colombia      |
| Chad Deering   | July 2, 1998    | United States |

### 2004 ALLOCATION

| Player     | Date Allocated   | Country       |
|------------|------------------|---------------|
| Cory Gibbs | February 5, 2004 | United States |

# Year - by - Year Record

# Regular Season Records Versus Opponents

## OVERALL RECORD

|             | W-L-T             | PTS        | OT           | ShO          | GF         | GA         |
|-------------|-------------------|------------|--------------|--------------|------------|------------|
| 1996        | 17-15-0           | 41         | 0-0-0        | 5-3          | 50         | 48         |
| 1997        | 16-16-0           | 42         | 0-0-0        | 3-2          | 55         | 49         |
| 1998        | 15-17-0           | 37         | 0-0-0        | 4-2          | 43         | 59         |
| 1999        | 19-13-0           | 51         | 0-0-0        | 3-6          | 54         | 35         |
| 2000        | 14-14-4           | 46         | 0-0-4        | 0-0          | 54         | 54         |
| 2001        | 10-11-5           | 35         | 2-1-5        | 0-0          | 48         | 47         |
| 2002        | 12-9-7            | 43         | 3-0-7        | 0-0          | 44         | 43         |
| 2003        | 6-19-5            | 23         | 0-1-5        | 0-0          | 35         | 64         |
| 2004        | 10-14-6           | 36         | 0-0-0        | 0-0          | 34         | 45         |
| 2005        | 13-10-9           | 48         | 0-0-0        | 0-0          | 52         | 44         |
| 2006        | 16-12-4           | 52         | 0-0-0        | 0-0          | 48         | 44         |
| 2007        | 13-12-5           | 44         | 0-0-0        | 0-0          | 37         | 44         |
| 2008        | 8-10-12           | 36         | 0-0-0        | 0-0          | 45         | 41         |
| 2009        | 11-13-6           | 39         | 0-0-0        | 0-0          | 50         | 47         |
| 2010        | 14-4-12           | 50         | 0-0-0        | 0-0          | 42         | 28         |
| <b>TOT.</b> | <b>192-189-77</b> | <b>573</b> | <b>5-2-2</b> | <b>15-13</b> | <b>691</b> | <b>692</b> |

## HOME RECORD

|             | W-L-T            | OT           | ShO        | GF         | GA         |
|-------------|------------------|--------------|------------|------------|------------|
| 1996        | 10-6-0           | 0-0-0        | 4-1        | 25         | 17         |
| 1997        | 8-8-0            | 0-0-0        | 1-1        | 30         | 24         |
| 1998        | 8-8-0            | 0-0-0        | 1-1        | 23         | 26         |
| 1999        | 13-3-0           | 0-0-0        | 1-1        | 35         | 14         |
| 2000        | 11-3-2           | 0-0-2        | 0-0        | 37         | 22         |
| 2001        | 6-5-2            | 1-0-2        | 0-0        | 25         | 18         |
| 2002        | 8-4-2            | 2-0-2        | 0-0        | 22         | 15         |
| 2003        | 5-8-2            | 0-1-2        | 0-0        | 24         | 31         |
| 2004        | 6-5-4            | 0-0-0        | 0-0        | 22         | 18         |
| 2005        | 8-3-5            | 0-0-0        | 0-0        | 28         | 20         |
| 2006        | 12-3-1           | 0-0-0        | 0-0        | 28         | 14         |
| 2007        | 7-5-3            | 0-0-0        | 0-0        | 17         | 17         |
| 2008        | 5-4-6            | 0-0-0        | 0-0        | 23         | 19         |
| 2009        | 8-3-4            | 0-0-0        | 0-0        | 28         | 19         |
| 2010        | 8-1-6            | 0-0-0        | 0-0        | 42         | 28         |
| <b>TOT.</b> | <b>123-69-37</b> | <b>3-1-8</b> | <b>7-4</b> | <b>409</b> | <b>302</b> |

## ROAD RECORD

|             | W-L-T             | OT            | ShO        | GF         | GA         |
|-------------|-------------------|---------------|------------|------------|------------|
| 1996        | 7-9-0             | 0-0-0         | 1-2        | 25         | 31         |
| 1997        | 8-8-0             | 0-0-0         | 2-1        | 25         | 25         |
| 1998        | 7-9-0             | 0-0-0         | 3-1        | 20         | 33         |
| 1999        | 6-10-0            | 0-0-0         | 2-5        | 19         | 21         |
| 2000        | 3-11-2            | 0-0-2         | 0-0        | 17         | 32         |
| 2001        | 4-6-3             | 1-1-3         | 0-0        | 23         | 29         |
| 2002        | 4-5-5             | 1-0-5         | 0-0        | 22         | 28         |
| 2003        | 1-11-3            | 0-0-3         | 0-0        | 11         | 33         |
| 2004        | 4-9-2             | 0-0-0         | 0-0        | 12         | 27         |
| 2005        | 5-7-4             | 0-0-0         | 0-0        | 24         | 24         |
| 2006        | 4-9-3             | 0-0-0         | 0-0        | 20         | 30         |
| 2007        | 6-7-2             | 0-0-0         | 0-0        | 20         | 27         |
| 2008        | 3-6-6             | 0-0-0         | 0-0        | 22         | 22         |
| 2009        | 3-10-2            | 0-0-0         | 0-0        | 22         | 28         |
| 2010        | 4-3-8             | 0-0-0         | 0-0        | 17         | 15         |
| <b>TOT.</b> | <b>69-1120-40</b> | <b>2-1-13</b> | <b>8-9</b> | <b>299</b> | <b>405</b> |

## OVERALL RECORD

| vs. Team       | GP         | W-L-T             | OT            | ShO          | GF         | GA         |
|----------------|------------|-------------------|---------------|--------------|------------|------------|
| Chicago        | 33         | 19-11-3           | 1-1-1         | 2-1          | 64         | 51         |
| Chivas USA     | 17         | 8-5-4             | 0-0-0         | 0-0          | 23         | 20         |
| Colorado       | 51         | 24-17-10          | 0-0-1         | 2-1          | 84         | 63         |
| Columbus       | 38         | 15-15-8           | 1-0-4         | 1-1          | 53         | 52         |
| D.C. United    | 36         | 17-13-6           | 1-0-1         | 4-0          | 64         | 65         |
| Houston        | 16         | 3-7-6             | 0-0-0         | 0-0          | 16         | 23         |
| Kansas City    | 44         | 18-18-8           | 0-0-4         | 1-2          | 72         | 60         |
| Los Angeles    | 52         | 18-25-9           | 1-0-7         | 1-1          | 72         | 94         |
| Miami          | 8          | 3-4-1             | 0-0-1         | 0-1          | 14         | 15         |
| New England    | 35         | 10-22-3           | 0-0-1         | 1-1          | 45         | 63         |
| New York       | 36         | 16-17-3           | 0-1-1         | 0-1          | 57         | 51         |
| Philadelphia   | 2          | 1-0-1             | 0-0-0         | 0-0          | 4          | 2          |
| Real Salt Lake | 18         | 11-6-1            | 0-0-0         | 0-0          | 30         | 24         |
| San Jose       | 42         | 15-19-8           | 0-0-0         | 3-4          | 47         | 67         |
| Seattle        | 4          | 0-1-3             | 0-0-0         | 0-0          | 5          | 6          |
| Tampa Bay      | 18         | 10-8-0            | 1-0-0         | 0-0          | 29         | 26         |
| Toronto FC     | 8          | 4-1-3             | 0-0-0         | 0-0          | 12         | 10         |
| <b>TOTALS</b>  | <b>458</b> | <b>192-189-77</b> | <b>5-2-21</b> | <b>15-13</b> | <b>691</b> | <b>692</b> |

## HOME RECORD

| vs. Team       | GP         | W-L-T            | OT           | ShO        | GF         | GA         |
|----------------|------------|------------------|--------------|------------|------------|------------|
| Chicago        | 11         | 12-3-1           | 1-0-0        | 1-0        | 37         | 21         |
| Chivas USA     | 9          | 4-2-3            | 0-0-0        | 0-0        | 10         | 8          |
| Colorado       | 26         | 17-5-4           | 0-0-0        | 2-1        | 49         | 26         |
| Columbus       | 18         | 11-5-2           | 1-0-0        | 1-1        | 32         | 20         |
| D.C. United    | 20         | 12-6-2           | 0-0-0        | 2-0        | 37         | 26         |
| Houston        | 8          | 2-2-4            | 0-0-0        | 0-0        | 7          | 10         |
| Kansas City    | 22         | 11-8-3           | 0-0-1        | 0-2        | 43         | 21         |
| Los Angeles    | 26         | 13-7-6           | 1-0-5        | 0-0        | 45         | 40         |
| New England    | 18         | 5-11-2           | 0-0-1        | 0-0        | 21         | 28         |
| New York       | 17         | 8-7-2            | 0-1-0        | 0-0        | 29         | 24         |
| Miami          | 4          | 2-1-1            | 0-0-1        | 0-0        | 7          | 8          |
| Philadelphia   | 1          | 1-0-0            | 0-0-0        | 0-0        | 3          | 1          |
| Real Salt Lake | 8          | 8-0-0            | 0-0-0        | 0-0        | 18         | 5          |
| San Jose       | 21         | 9-8-4            | 0-0-0        | 1-0        | 29         | 31         |
| Seattle        | 2          | 0-0-2            | 0-0-0        | 0-0        | 3          | 3          |
| Tampa Bay      | 9          | 5-4-0            | 0-0-0        | 0-0        | 14         | 11         |
| Toronto FC     | 4          | 3-0-1            | 0-0-0        | 0-0        | 8          | 4          |
| <b>TOTALS</b>  | <b>229</b> | <b>123-69-37</b> | <b>3-1-8</b> | <b>7-4</b> | <b>392</b> | <b>287</b> |

## ROAD RECORD

| vs. Team       | GP         | W-L-T            | OT            | ShO        | GF         | GA         |
|----------------|------------|------------------|---------------|------------|------------|------------|
| Chicago        | 17         | 7-8-2            | 0-1-1         | 1-1        | 27         | 30         |
| Chivas USA     | 8          | 4-3-1            | 0-0-0         | 0-0        | 13         | 12         |
| Colorado       | 25         | 7-12-6           | 0-0-1         | 0-0        | 35         | 37         |
| Columbus       | 20         | 4-10-6           | 0-0-4         | 0-0        | 21         | 32         |
| D.C. United    | 16         | 5-7-4            | 1-0-1         | 2-0        | 27         | 39         |
| Houston        | 8          | 1-5-2            | 0-0-0         | 0-0        | 9          | 13         |
| Kansas City    | 22         | 7-10-5           | 0-0-3         | 1-0        | 29         | 39         |
| Los Angeles    | 26         | 5-18-3           | 0-0-2         | 1-1        | 27         | 54         |
| New England    | 17         | 5-11-1           | 0-0-0         | 1-1        | 24         | 35         |
| New York       | 19         | 8-10-1           | 0-0-1         | 0-1        | 28         | 27         |
| Miami          | 4          | 1-3-0            | 0-0-0         | 0-1        | 7          | 7          |
| Philadelphia   | 1          | 0-0-1            | 0-0-0         | 0-0        | 1          | 1          |
| Real Salt Lake | 10         | 3-6-1            | 0-0-0         | 0-0        | 12         | 19         |
| San Jose       | 21         | 6-11-4           | 0-0-0         | 2-4        | 18         | 36         |
| Seattle        | 2          | 0-1-1            | 0-0-0         | 0-0        | 2          | 3          |
| Tampa Bay      | 9          | 5-4-0            | 1-0-0         | 0-0        | 15         | 15         |
| Toronto FC     | 4          | 1-1-2            | 0-0-0         | 0-0        | 4          | 6          |
| <b>TOTALS</b>  | <b>229</b> | <b>69-120-40</b> | <b>2-1-13</b> | <b>8-9</b> | <b>299</b> | <b>405</b> |



# All-Time FC Dallas Stats

| UNF | POS | PLAYER               | GP  | GS  | MIN   | G  | A  | SHT | SOG | FC  | FS  | OFF | CK  | C  | E |
|-----|-----|----------------------|-----|-----|-------|----|----|-----|-----|-----|-----|-----|-----|----|---|
| 9   | F   | Jason Kreis          | 247 | 227 | 20290 | 91 | 65 | 686 | 313 | 357 | 358 | 121 | 300 | 34 | 2 |
| 33  | F   | Kenny Cooper         | 90  | 86  | 7474  | 40 | 10 | 269 | 135 | 106 | 149 | 81  | 2   | 6  | 0 |
| 9   | F   | Jeff Cunningham      | 66  | 47  | 4333  | 33 | 11 | 153 | 75  | 26  | 39  | 80  | 0   | 3  | 0 |
| 20  | F   | Carlos Ruiz          | 68  | 62  | 5384  | 31 | 9  | 176 | 84  | 138 | 160 | 91  | 3   | 17 | 1 |
| 20  | F   | Ariel Graziani       | 57  | 56  | 5038  | 30 | 12 | 180 | 97  | 108 | 120 | 86  | 28  | 13 | 1 |
| 17  | M-D | Jorge Rodriguez      | 155 | 140 | 12972 | 25 | 18 | 160 | 78  | 181 | 118 | 7   | 38  | 22 | 2 |
| 10  | F   | Dante Washington     | 85  | 58  | 5260  | 24 | 15 | 166 | 89  | 72  | 114 | 65  | 0   | 7  | 0 |
| 7   | F   | Eddie Johnson        | 84  | 54  | 5303  | 24 | 6  | 157 | 64  | 98  | 117 | 61  | 1   | 4  | 0 |
| 19  | F   | Bobby Rhine          | 212 | 136 | 12622 | 23 | 34 | 204 | 95  | 179 | 202 | 64  | 17  | 27 | 3 |
| 10  | M   | David Ferreira       | 60  | 60  | 5391  | 16 | 20 | 105 | 48  | 57  | 142 | 23  | 100 | 7  | 0 |
| 8   | F   | Gerrell Elliott      | 65  | 42  | 4123  | 15 | 13 | 119 | 77  | 26  | 63  | 45  | 2   | 1  | 0 |
| 11  | F   | Damian               | 32  | 31  | 2372  | 15 | 9  | 99  | 52  | 27  | 95  | 47  | 70  | 10 | 2 |
| 7   | F   | Abe Thompson         | 69  | 32  | 3002  | 14 | 11 | 60  | 34  | 43  | 26  | 45  | 0   | 4  | 0 |
| 21  | M   | Ramon Nunez          | 67  | 42  | 3910  | 14 | 9  | 143 | 49  | 31  | 83  | 6   | 90  | 5  | 0 |
| 8   | M   | Oscar Pareja         | 176 | 144 | 12543 | 13 | 47 | 187 | 75  | 328 | 365 | 26  | 88  | 38 | 1 |
| 15  | M   | Chad Deering         | 147 | 132 | 11917 | 13 | 30 | 167 | 64  | 239 | 132 | 4   | 203 | 28 | 2 |
| 6   | M   | Ronnie O'Brien       | 101 | 90  | 8247  | 12 | 35 | 244 | 106 | 181 | 114 | 15  | 119 | 18 | 0 |
| 14  | M-F | Ted Eck              | 156 | 116 | 10265 | 12 | 17 | 130 | 58  | 214 | 191 | 23  | 5   | 19 | 3 |
| 12  | F   | Arturo Alvarez       | 86  | 52  | 4692  | 11 | 11 | 131 | 66  | 90  | 62  | 20  | 96  | 8  | 0 |
| 9   | F   | Roberto Mina         | 37  | 24  | 2153  | 10 | 5  | 61  | 27  | 71  | 44  | 15  | 6   | 4  | 0 |
| 25  | F   | Dominic Odoro        | 70  | 22  | 2568  | 9  | 4  | 61  | 32  | 35  | 47  | 29  | 0   | 3  | 0 |
| 10  | M   | Brad Davis           | 55  | 45  | 3855  | 8  | 7  | 75  | 27  | 78  | 70  | 11  | 150 | 3  | 1 |
| 13  | M   | Brian Haynes         | 77  | 38  | 4022  | 8  | 6  | 58  | 29  | 62  | 59  | 8   | 87  | 3  | 1 |
| 18  | F   | Toni Nhleko          | 34  | 22  | 1978  | 8  | 6  | 71  | 30  | 56  | 32  | 33  | 0   | 3  | 0 |
| 8   | M   | Juan Toja            | 43  | 42  | 3671  | 8  | 3  | 54  | 29  | 115 | 64  | 10  | 2   | 7  | 0 |
| 3   | D   | Drew Moor            | 123 | 111 | 10031 | 8  | 2  | 62  | 23  | 84  | 99  | 3   | 1   | 16 | 1 |
| 11  | M   | Antonio Martinez     | 68  | 37  | 3880  | 7  | 23 | 53  | 22  | 56  | 78  | 22  | 115 | 3  | 1 |
| 20  | F   | Ronald Cerritos      | 38  | 20  | 2061  | 7  | 7  | 55  | 35  | 26  | 28  | 36  | 0   | 0  | 0 |
| 16  | F   | Aleksey Korol        | 36  | 14  | 1396  | 7  | 4  | 42  | 23  | 30  | 14  | 11  | 4   | 1  | 0 |
| 18  | D   | Richard Farrer       | 158 | 141 | 12699 | 6  | 7  | 31  | 15  | 134 | 99  | 9   | 1   | 15 | 1 |
| 16  | F   | Atiba Harris         | 41  | 40  | 3537  | 6  | 7  | 73  | 31  | 67  | 41  | 23  | 0   | 12 | 0 |
| 20  | F   | Mickey Trotman       | 27  | 18  | 1508  | 6  | 4  | 56  | 22  | 37  | 42  | 22  | 2   | 3  | 0 |
| 9   | F   | Hugo Sanchez         | 23  | 21  | 1708  | 6  | 3  | 40  | 23  | 27  | 36  | 9   | 0   | 6  | 1 |
| 7   | M   | Mark Santel          | 133 | 114 | 10240 | 5  | 22 | 63  | 37  | 136 | 97  | 33  | 26  | 13 | 0 |
| 13  | M   | Dax McCarty          | 93  | 71  | 6381  | 5  | 17 | 65  | 26  | 63  | 127 | 3   | 113 | 8  | 0 |
| 10  | M   | Joselito Vaca        | 73  | 61  | 5337  | 5  | 17 | 101 | 43  | 73  | 82  | 19  | 24  | 9  | 0 |
| 11  | M   | Andre Rocha          | 49  | 40  | 3421  | 5  | 9  | 75  | 29  | 79  | 44  | 2   | 60  | 11 | 2 |
| 20  | M-D | Brek Shea            | 46  | 28  | 2541  | 5  | 8  | 51  | 25  | 27  | 21  | 19  | 2   | 3  | 1 |
| 17  | D   | Aaron Pitchkolan     | 68  | 41  | 4068  | 5  | 1  | 30  | 13  | 67  | 34  | 6   | 0   | 11 | 1 |
| 7   | F   | Milton Rodriguez     | 13  | 13  | 835   | 5  | 1  | 23  | 10  | 7   | 6   | 14  | 0   | 1  | 0 |
| 3   | D   | Ryan Suarez          | 56  | 55  | 4837  | 4  | 5  | 39  | 18  | 115 | 81  | 7   | 0   | 16 | 2 |
| 2   | D   | Eric Dade            | 111 | 98  | 8634  | 4  | 3  | 26  | 12  | 163 | 66  | 2   | 0   | 20 | 1 |
| 10  | M-F | Washington Rodriguez | 14  | 9   | 806   | 4  | 2  | 28  | 16  | 16  | 18  | 7   | 10  | 2  | 1 |
| 14  | M   | Leonel Alvarez       | 70  | 69  | 6091  | 3  | 17 | 55  | 26  | 134 | 88  | 6   | 4   | 29 | 5 |
| 8   | M   | Richard Mulrooney    | 32  | 30  | 2649  | 3  | 11 | 19  | 7   | 29  | 41  | 5   | 49  | 2  | 0 |
| 7   | F   | Dave van den Bergh   | 30  | 30  | 2446  | 3  | 11 | 35  | 14  | 13  | 20  | 1   | 107 | 2  | 0 |
| 4   | D   | Diego Sonora         | 47  | 47  | 4141  | 3  | 9  | 32  | 17  | 61  | 74  | 14  | 30  | 7  | 0 |
| 2   | D   | Chris Gbandi         | 111 | 100 | 8957  | 3  | 8  | 42  | 20  | 121 | 98  | 12  | 2   | 29 | 2 |
| 16  | M   | Temoc Suarez         | 56  | 27  | 2496  | 3  | 8  | 37  | 15  | 41  | 40  | 8   | 19  | 5  | 0 |
| 20  | D   | Clarence Goodson     | 74  | 66  | 5898  | 3  | 2  | 37  | 17  | 90  | 76  | 5   | 1   | 20 | 0 |
| 11  | F   | John Jairo Trellez   | 17  | 9   | 792   | 3  | 2  | 16  | 7   | 10  | 16  | 15  | 1   | 0  | 0 |
| 17  | F   | John Kerr            | 12  | 10  | 840   | 3  | 1  | 18  | 10  | 8   | 14  | 6   | 2   | 0  | 0 |
| 6   | D   | Steve Morrow         | 41  | 41  | 3683  | 3  | 0  | 18  | 8   | 48  | 19  | 0   | 0   | 3  | 0 |
| 4   | M   | Paul Broome          | 87  | 64  | 6130  | 2  | 16 | 27  | 16  | 101 | 105 | 8   | 2   | 20 | 2 |
| 66  | M   | Alain Sutter         | 25  | 25  | 2142  | 2  | 10 | 53  | 26  | 20  | 48  | 4   | 67  | 4  | 0 |
| 21  | M   | Lazo Alavanja        | 25  | 15  | 1485  | 2  | 5  | 17  | 5   | 32  | 23  | 0   | 15  | 4  | 0 |
| 12  | M   | Eric Avila           | 50  | 4   | 1292  | 2  | 5  | 23  | 11  | 18  | 18  | 0   | 5   | 1  | 0 |
| 22  | M   | Daniel Peinado       | 25  | 22  | 1870  | 2  | 4  | 13  | 9   | 57  | 46  | 0   | 0   | 4  | 1 |
| 24  | M   | Eric Alexander       | 17  | 12  | 1054  | 2  | 3  | 15  | 6   | 6   | 4   | 1   | 0   | 1  | 0 |
| 18  | M   | Marvin Chavez        | 23  | 13  | 1051  | 2  | 2  | 16  | 4   | 22  | 23  | 3   | 1   | 5  | 0 |
| 5   | M   | Jorge Flores         | 34  | 19  | 1736  | 2  | 1  | 20  | 9   | 30  | 19  | 0   | 9   | 6  | 0 |
| 11  | M   | Lawrence Lozano      | 31  | 31  | 2688  | 2  | 1  | 25  | 15  | 50  | 55  | 7   | 0   | 3  | 0 |
| 3   | D   | Wade Webber          | 18  | 18  | 1588  | 2  | 1  | 7   | 3   | 27  | 13  | 1   | 1   | 1  | 0 |
| 3   | D   | Ugo Ihemelu          | 27  | 26  | 2278  | 2  | 0  | 13  | 6   | 24  | 20  | 1   | 0   | 6  | 0 |
| 6   | M   | Pablo Ricchetti      | 68  | 66  | 5817  | 1  | 6  | 21  | 5   | 88  | 49  | 0   | 0   | 19 | 2 |
| 17  | M   | Simo Valakari        | 85  | 84  | 7376  | 1  | 6  | 29  | 9   | 232 | 74  | 0   | 1   | 22 | 2 |
| 5   | M   | Marcelo Saragosa     | 54  | 44  | 3516  | 1  | 5  | 21  | 6   | 100 | 72  | 1   | 0   | 15 | 3 |
| 15  | F   | Eric Quill           | 23  | 16  | 1377  | 1  | 3  | 23  | 12  | 23  | 15  | 5   | 13  | 1  | 0 |
| 3   | M   | Greg Vanney          | 53  | 53  | 4720  | 1  | 3  | 17  | 8   | 63  | 23  | 1   | 17  | 7  | 1 |
| 11  | F   | Ali Curtis           | 8   | 6   | 474   | 1  | 2  | 9   | 5   | 4   | 11  | 1   | 1   | 0  | 0 |
| 5   | D   | Lubos Kubik          | 11  | 11  | 998   | 1  | 2  | 12  | 5   | 12  | 6   | 0   | 1   | 0  | 1 |
| 16  | D   | David Wagenfuhr      | 45  | 30  | 2692  | 1  | 2  | 15  | 4   | 51  | 31  | 0   | 0   | 2  | 0 |
| 4   | D   | Brian Dunseth        | 9   | 9   | 806   | 1  | 1  | 3   | 2   | 12  | 5   | 0   | 0   | 0  | 0 |

# All-Time FC Dallas Stats

| UNF | POS | PLAYER              | GP  | GS  | MIN   | G | A | SHT | SOG | FC  | FS  | OFF | CK | C  | E |
|-----|-----|---------------------|-----|-----|-------|---|---|-----|-----|-----|-----|-----|----|----|---|
| 8   | M   | Bruno Guarda        | 25  | 13  | 1272  | 1 | 1 | 13  | 7   | 33  | 29  | 7   | 3  | 5  | 0 |
| 3   | D   | Ezra Hendrickson    | 16  | 15  | 1367  | 1 | 1 | 6   | 1   | 8   | 10  | 0   | 0  | 2  | 0 |
| 15  | M   | Mark Wilson         | 20  | 14  | 1197  | 1 | 1 | 21  | 5   | 20  | 18  | 0   | 0  | 2  | 0 |
| 4   | M   | Chad Ashton         | 23  | 10  | 974   | 1 | 0 | 23  | 8   | 11  | 12  | 0   | 27 | 1  | 0 |
| 16  | M-D | Matt Behncke        | 33  | 25  | 2256  | 1 | 0 | 14  | 4   | 48  | 29  | 2   | 0  | 4  | 0 |
| 10  | M   | Denilson            | 8   | 7   | 606   | 1 | 0 | 14  | 4   | 10  | 21  | 2   | 15 | 3  | 0 |
| 17  | M   | Zak Ibsen           | 16  | 14  | 1238  | 1 | 0 | 7   | 6   | 22  | 17  | 1   | 0  | 1  | 0 |
| 14  | M   | George John         | 41  | 40  | 3300  | 1 | 0 | 8   | 3   | 33  | 17  | 1   | 0  | 5  | 0 |
| 5   | D   | Steve Jolley        | 41  | 40  | 3485  | 1 | 0 | 17  | 8   | 36  | 22  | 2   | 0  | 5  | 0 |
| 5   | M   | Esmundo Rodriguez   | 3   | 1   | 84    | 1 | 0 | 1   | 1   | 0   | 2   | 1   | 0  | 0  | 0 |
| 12  | M   | Victor Sikora       | 5   | 4   | 274   | 1 | 0 | 4   | 1   | 5   | 7   | 1   | 6  | 1  | 0 |
| 21  | D   | Shavar Thomas       | 15  | 14  | 1252  | 1 | 0 | 4   | 2   | 34  | 6   | 0   | 1  | 2  | 1 |
| 4   | M   | Heath Pearce        | 34  | 32  | 2892  | 0 | 7 | 37  | 3   | 27  | 11  | 0   | 27 | 6  | 0 |
| 23  | M   | Sergi Daniv         | 31  | 28  | 2334  | 0 | 4 | 31  | 13  | 56  | 48  | 3   | 1  | 8  | 2 |
| 15  | D   | Adrian Serieux      | 34  | 34  | 2732  | 0 | 4 | 14  | 2   | 38  | 46  | 0   | 0  | 4  | 1 |
| 3   | D   | Carey Talley        | 43  | 33  | 2780  | 0 | 4 | 22  | 11  | 50  | 29  | 3   | 1  | 8  | 1 |
| 5   | D   | Jair Benitez        | 41  | 41  | 3579  | 0 | 3 | 10  | 1   | 32  | 57  | 3   | 1  | 5  | 1 |
| 12  | D   | Brandon Pollard     | 106 | 91  | 8337  | 0 | 3 | 11  | 3   | 137 | 104 | 1   | 0  | 11 | 0 |
| 10  | D   | Ricardo Iribarren   | 22  | 21  | 1675  | 0 | 2 | 1   | 1   | 53  | 14  | 0   | 0  | 10 | 0 |
| 22  | GK  | Matt Jordan         | 114 | 114 | 10358 | 0 | 2 | 0   | 0   | 4   | 18  | 0   | 0  | 2  | 1 |
| 10  | M-F | Ricardinho          | 15  | 4   | 416   | 0 | 2 | 11  | 5   | 11  | 14  | 4   | 1  | 0  | 0 |
| 6   | D   | Tom Soehn           | 39  | 32  | 2968  | 0 | 2 | 9   | 4   | 48  | 27  | 0   | 0  | 6  | 0 |
| 21  | F   | Hamisi Amani-Dove   | 6   | 0   | 101   | 0 | 1 | 6   | 1   | 4   | 4   | 2   | 0  | 1  | 0 |
| 13  | M   | Carl Bussey         | 9   | 1   | 184   | 0 | 1 | 3   | 1   | 5   | 7   | 2   | 0  | 0  | 0 |
| 4   | D   | Duilio Davino       | 23  | 22  | 1958  | 0 | 1 | 5   | 2   | 14  | 6   | 0   | 0  | 3  | 0 |
| 1   | GK  | Mark Dodd           | 92  | 88  | 7977  | 0 | 1 | 1   | 1   | 2   | 13  | 0   | 0  | 2  | 0 |
| 1   | GK  | Scott Garlick       | 40  | 38  | 3525  | 0 | 1 | 0   | 0   | 0   | 2   | 0   | 0  | 1  | 0 |
| 2   | D   | Cory Gibbs          | 21  | 21  | 1850  | 0 | 1 | 12  | 2   | 32  | 29  | 0   | 0  | 4  | 0 |
| 6   | D   | Jackson Goncalves   | 12  | 9   | 805   | 0 | 1 | 7   | 3   | 10  | 4   | 1   | 0  | 0  | 0 |
| 9   | M   | Peter Hattrup       | 7   | 2   | 225   | 0 | 1 | 4   | 2   | 3   | 1   | 2   | 4  | 0  | 0 |
| 2   | M   | Daniel Hernandez    | 31  | 29  | 2624  | 0 | 1 | 19  | 7   | 62  | 33  | 0   | 0  | 7  | 0 |
| 12  | F   | Miles Joseph        | 9   | 3   | 389   | 0 | 1 | 8   | 3   | 9   | 5   | 0   | 2  | 2  | 0 |
| 44  | GK  | Dario Sala          | 100 | 99  | 8845  | 0 | 1 | 2   | 1   | 7   | 20  | 0   | 0  | 12 | 2 |
| 28  | M   | Chase Wileman       | 2   | 0   | 47    | 0 | 1 | 1   | 0   | 0   | 0   | 0   | 0  | 0  | 0 |
| 6   | M   | Brian Bates         | 4   | 2   | 127   | 0 | 0 | 0   | 0   | 2   | 0   | 0   | 0  | 0  | 0 |
| 5   | M-D | Tenywa Bonseu       | 47  | 47  | 4159  | 0 | 0 | 10  | 4   | 52  | 30  | 0   | 0  | 6  | 1 |
| 19  | D   | Chris Brown         | 1   | 0   | 16    | 0 | 0 | 0   | 0   | 0   | 0   | 0   | 0  | 0  | 0 |
| 14  | F   | Mike Burke          | 2   | 0   | 41    | 0 | 0 | 1   | 1   | 1   | 0   | 0   | 0  | 0  | 0 |
| 30  | GK  | Ray Burse           | 25  | 24  | 2223  | 0 | 0 | 0   | 0   | 0   | 6   | 0   | 0  | 1  | 0 |
| 00  | GK  | Jeff Cassar         | 33  | 30  | 2676  | 0 | 0 | 0   | 0   | 0   | 0   | 0   | 0  | 2  | 0 |
| 22  | GK  | D.J. Countess       | 25  | 25  | 2294  | 0 | 0 | 0   | 0   | 1   | 1   | 0   | 0  | 3  | 0 |
| 15  | D   | Kyle Davies         | 14  | 12  | 961   | 0 | 0 | 2   | 2   | 9   | 7   | 0   | 0  | 0  | 0 |
| 2   | M   | Michael Dello-Russo | 11  | 4   | 540   | 0 | 0 | 5   | 2   | 6   | 3   | 1   | 7  | 0  | 0 |
| 27  | D   | Edson Edward        | 1   | 0   | 5     | 0 | 0 | 0   | 0   | 0   | 0   | 0   | 0  | 0  | 0 |
| 24  | M-F | Justin Evans        | 9   | 1   | 300   | 0 | 0 | 0   | 0   | 6   | 5   | 0   | 0  | 2  | 1 |
| 23  | F   | Jimmy Glenn         | 9   | 0   | 115   | 0 | 0 | 5   | 4   | 2   | 1   | 2   | 0  | 0  | 0 |
| 14  | F   | Gavin Glinton       | 10  | 3   | 273   | 0 | 0 | 4   | 2   | 4   | 10  | 3   | 0  | 1  | 0 |
| 1   | GK  | Kevin Hartman       | 20  | 20  | 1755  | 0 | 0 | 0   | 0   | 0   | 1   | 0   | 0  | 0  | 0 |
| 1   | GK  | Shaka Hislop        | 10  | 10  | 900   | 0 | 0 | 0   | 0   | 0   | 0   | 0   | 0  | 0  | 0 |
| 27  | M   | Gabe Jones          | 1   | 0   | 7     | 0 | 0 | 0   | 0   | 0   | 0   | 0   | 1  | 0  | 0 |
| 30  | GK  | Garth Lagerwey      | 10  | 9   | 810   | 0 | 0 | 0   | 0   | 1   | 3   | 0   | 0  | 1  | 0 |
| 21  | M   | Bryan Leyva         | 1   | 0   | 13    | 0 | 0 | 0   | 0   | 0   | 0   | 0   | 0  | 0  | 0 |
| 19  | M   | Zach Loyd           | 24  | 19  | 1769  | 0 | 0 | 1   | 0   | 19  | 11  | 0   | 0  | 2  | 0 |
| 34  | F   | Ruben Luna          | 4   | 0   | 48    | 0 | 0 | 2   | 0   | 4   | 1   | 0   | 0  | 0  | 0 |
| 17  | F   | Peri Marosevic      | 4   | 0   | 47    | 0 | 0 | 1   | 0   | 1   | 1   | 0   | 0  | 0  | 0 |
| 24  | D   | Joey Martinez       | 19  | 19  | 1503  | 0 | 0 | 2   | 2   | 24  | 5   | 0   | 0  | 4  | 0 |
| 23  | M   | Ty Maurin           | 3   | 0   | 17    | 0 | 0 | 0   | 0   | 0   | 0   | 0   | 0  | 0  | 0 |
| 25  | D   | Josue Mayard        | 3   | 0   | 27    | 0 | 0 | 1   | 0   | 1   | 0   | 0   | 0  | 0  | 0 |
| 24  | D-M | Justin Moore        | 2   | 1   | 159   | 0 | 0 | 0   | 0   | 1   | 1   | 0   | 0  | 0  | 0 |
| 14  | D   | Lee Morrison        | 3   | 1   | 103   | 0 | 0 | 1   | 0   | 3   | 0   | 0   | 0  | 0  | 0 |
| 21  | GK  | Johann Noetzel      | 1   | 1   | 90    | 0 | 0 | 0   | 0   | 0   | 0   | 0   | 0  | 0  | 0 |
| 24  | M   | Percy Olivares      | 6   | 2   | 251   | 0 | 0 | 3   | 0   | 4   | 7   | 0   | 0  | 1  | 0 |
| 23  | D   | Rene Ortiz          | 2   | 1   | 96    | 0 | 0 | 0   | 0   | 2   | 0   | 0   | 0  | 0  | 0 |
| 25  | D   | Steve Purdy         | 5   | 4   | 338   | 0 | 0 | 2   | 0   | 2   | 1   | 0   | 0  | 1  | 0 |
| 3   | D   | Ed Puskarich        | 18  | 14  | 1238  | 0 | 0 | 2   | 1   | 12  | 14  | 1   | 0  | 2  | 0 |
| 14  | D   | Milton Reyes        | 12  | 9   | 828   | 0 | 0 | 9   | 1   | 18  | 29  | 1   | 0  | 4  | 0 |
| 24  | M-F | Angel Rivillo       | 1   | 0   | 19    | 0 | 0 | 0   | 0   | 0   | 0   | 0   | 0  | 0  | 0 |
| 22  | D   | Philip Salyer       | 27  | 23  | 2078  | 0 | 0 | 9   | 1   | 21  | 13  | 1   | 0  | 4  | 0 |
| 21  | F-M | Alvaro Sanchez      | 3   | 2   | 197   | 0 | 0 | 4   | 2   | 0   | 1   | 0   | 2  | 0  | 0 |
| 25  | F   | Juan Sastoque       | 5   | 0   | 72    | 0 | 0 | 0   | 0   | 1   | 1   | 3   | 0  | 0  | 0 |
| 7   | F   | Darren Sawatzky     | 1   | 0   | 3     | 0 | 0 | 0   | 0   | 0   | 0   | 0   | 0  | 0  | 0 |
| 22  | GK  | Chris Snitko        | 1   | 0   | 24    | 0 | 0 | 0   | 0   | 0   | 0   | 0   | 0  | 0  | 0 |
| 20  | F   | Dan Stebbins        | 1   | 1   | 38    | 0 | 0 | 1   | 1   | 0   | 2   | 0   | 0  | 0  | 0 |

All-Time FC Dallas Stats

| UNF                | POS | PLAYER          | GP  | GS  | MIN   | G   | A   | SHT  | SOG  | FC   | FS   | OFF  | CK   | C   | E  |
|--------------------|-----|-----------------|-----|-----|-------|-----|-----|------|------|------|------|------|------|-----|----|
| 12                 | M   | Jordan Stone    | 25  | 11  | 1293  | 0   | 0   | 2    | 0    | 17   | 10   | 0    | 0    | 1   | 1  |
| 17                 | F   | Jason Thompson  | 1   | 0   | 1     | 0   | 0   | 0    | 0    | 0    | 0    | 0    | 0    | 0   | 0  |
| 4                  | D   | Daniel Torres   | 15  | 8   | 886   | 0   | 0   | 1    | 0    | 10   | 7    | 0    | 0    | 1   | 1  |
| 13                 | M   | Mandi Urbas     | 3   | 0   | 40    | 0   | 0   | 1    | 1    | 0    | 1    | 0    | 0    | 0   | 0  |
| 19                 | D-M | Blake Wagner    | 40  | 32  | 2947  | 0   | 0   | 11   | 0    | 32   | 43   | 1    | 0    | 3   | 0  |
| 26                 | D-M | Anthony Wallace | 15  | 11  | 842   | 0   | 0   | 4    | 1    | 7    | 3    | 1    | 0    | 0   | 0  |
| 31                 | F   | Jamie Watson    | 1   | 0   | 11    | 0   | 0   | 0    | 0    | 1    | 0    | 0    | 0    | 0   | 0  |
| 5                  | M   | Kirk Wilson     | 6   | 3   | 267   | 0   | 0   | 3    | 1    | 5    | 3    | 0    | 0    | 0   | 0  |
| 31                 | F   | Jason Yeisley   | 5   | 0   | 39    | 0   | 0   | 1    | 0    | 0    | 1    | 1    | 0    | 0   | 0  |
| 21                 | D   | Alex Yi         | 27  | 21  | 1911  | 0   | 0   | 8    | 3    | 37   | 13   | 0    | 0    | 6   | 0  |
| Own-goals received |     |                 |     |     | 11    |     |     |      |      |      |      |      |      |     |    |
| Team totals        |     |                 | 458 | 458 | 41477 | 691 | 750 | 5959 | 2708 | 6822 | 6159 | 1421 | 2212 | 830 | 64 |
| Opponent totals    |     |                 | 458 | 458 | 41477 | 692 | 758 | 5949 | 2705 | 6316 | 6684 | 1205 | 2492 | 733 | 63 |

| FC DALLAS INDIVIDUAL GOALKEEPING |     |                |     |     |       |      |      |     |      |    |    |     |     |    |     |
|----------------------------------|-----|----------------|-----|-----|-------|------|------|-----|------|----|----|-----|-----|----|-----|
| UNF                              | POS | GOALKEEPER     | GP  | GS  | MIN   | SHTS | SV   | GA  | GAA  | PG | PA | W   | L   | T  | SO  |
| 2                                | D   | Chris Gbandi   | 1   | 0   | 1     | 0    | 0    | 0   | 0.00 | 0  | 0  | 0   | 0   | 0  | 0   |
| 1                                | GK  | Kevin Hartman  | 20  | 20  | 1755  | 71   | 56   | 12  | 0.62 | 1  | 2  | 10  | 1   | 8  | 9   |
| 21                               | GK  | Johann Noetzel | 1   | 1   | 90    | 8    | 7    | 1   | 1.00 | 0  | 0  | 1   | 0   | 0  | 0   |
| 44                               | GK  | Dario Sala     | 100 | 99  | 8845  | 472  | 328  | 136 | 1.38 | 7  | 8  | 39  | 33  | 27 | 23  |
| 1                                | GK  | Scott Garlick  | 40  | 38  | 3525  | 207  | 150  | 55  | 1.40 | 3  | 3  | 16  | 14  | 9  | 10  |
| 30                               | GK  | Ray Burse      | 25  | 24  | 2223  | 137  | 97   | 37  | 1.50 | 4  | 4  | 7   | 12  | 6  | 3   |
| 22                               | GK  | Matt Jordan    | 114 | 114 | 10358 | 660  | 458  | 174 | 1.51 | 11 | 19 | 52  | 46  | 15 | 30  |
| 1                                | GK  | Mark Dodd      | 92  | 88  | 7977  | 686  | 495  | 139 | 1.57 | 14 | 18 | 44  | 45  | 0  | 16  |
| 30                               | GK  | Garth Lagerwey | 10  | 9   | 810   | 58   | 41   | 15  | 1.67 | 1  | 1  | 6   | 3   | 0  | 1   |
| 00                               | GK  | Jeff Cassar    | 33  | 30  | 2676  | 167  | 110  | 53  | 1.78 | 0  | 1  | 8   | 15  | 6  | 6   |
| 1                                | GK  | Shaka Hislop   | 10  | 10  | 900   | 57   | 36   | 19  | 1.90 | 0  | 0  | 4   | 5   | 1  | 0   |
| 22                               | GK  | D.J. Countess  | 25  | 25  | 2293  | 180  | 121  | 49  | 1.92 | 6  | 10 | 5   | 15  | 5  | 2   |
| 22                               | GK  | Chris Snitko   | 1   | 0   | 24    | 2    | 0    | 2   | 7.50 | 0  | 0  | 0   | 0   | 0  | 0   |
| Team totals                      |     |                | 458 | 458 | 41477 | 2705 | 1899 | 692 | 1.50 | 47 | 66 | 192 | 189 | 77 | 101 |
| Opponent totals                  |     |                | 458 | 458 | 41477 | 2708 | 1877 | 691 | 1.50 | 51 | 61 | 189 | 192 | 77 | 96  |



All-Time FC Dallas Stats

ALL-TIME REGULAR SEASON COACHING RECORDS

| Year   | Coach            | W   | L   | T  | PCT  | OT     | ShO   | PTS |
|--------|------------------|-----|-----|----|------|--------|-------|-----|
| 1996   | Dave Dir         | 17  | 15  | 0  | .531 | 0-0-0  | 5-3   | 41  |
| 1997   | Dave Dir         | 16  | 16  | 0  | .500 | 0-0-0  | 3-2   | 42  |
| 1998   | Dave Dir         | 15  | 17  | 0  | .469 | 0-0-0  | 4-2   | 37  |
| 1999   | Dave Dir         | 19  | 13  | 0  | .594 | 0-0-0  | 3-6   | 51  |
| 2000   | Dave Dir         | 14  | 14  | 4  | .500 | 0-0-4  | 0-0   | 46  |
| 2001   | Mike Jeffries    | 10  | 11  | 5  | .481 | 2-1-5  | 0-0   | 35  |
| 2002   | Mike Jeffries    | 12  | 9   | 7  | .554 | 3-0-7  | 0-0   | 43  |
| 2003   | Mike Jeffries    | 4   | 16  | 4  | .250 | 0-1-4  | 0-0   | 16  |
|        | Colin Clarke     | 2   | 3   | 1  | .417 | 0-0-1  | 0-0   | 7   |
| 2004   | Colin Clarke     | 10  | 14  | 6  | .433 | 0-0-0  | 0-0   | 36  |
| 2005   | Colin Clarke     | 13  | 10  | 9  | .547 | 0-0-0  | 0-0   | 48  |
| 2006   | Colin Clarke     | 16  | 12  | 4  | .563 | 0-0-0  | 0-0   | 52  |
| 2007   | Steve Morrow     | 13  | 12  | 5  | .517 | 0-0-0  | 0-0   | 44  |
| 2008   | Steve Morrow     | 2   | 3   | 3  | .438 | 0-0-0  | 0-0   | 9   |
|        | Marco Ferruzzi   | 2   | 2   | 1  | .500 | 0-0-0  | 0-0   | 7   |
|        | Schellas Hyndman | 4   | 5   | 8  | .471 | 0-0-0  | 0-0   | 20  |
| 2009   | Schellas Hyndman | 11  | 13  | 6  | .467 | 0-0-0  | 0-0   | 39  |
| 2010   | Schellas Hyndman | 12  | 4   | 14 | .633 | 0-0-0  | 0-0   | 50  |
| TOTALS |                  | 192 | 189 | 77 | .503 | 5-2-21 | 15-13 | 623 |



ALL-TIME REGULAR SEASON ATTENDANCE

| OVERALL<br>RECORD | -----AT HOME----- |         |        | -----ON THE ROAD----- |         |        | RANK | HOME<br>LARGEST HOME CROWD        |
|-------------------|-------------------|---------|--------|-----------------------|---------|--------|------|-----------------------------------|
|                   | GAMES             | TOTAL   | AVG.   | GAMES                 | TOTAL   | AVG.   |      |                                   |
| 1996              | 16                | 256,173 | 16,011 | 16                    | 235,367 | 14,710 | 6th  | 35,250 (5/05/96, 0-0 SOW vs. CLB) |
| 1997              | 16                | 154,845 | 9,678  | 16                    | 176,756 | 11,047 | 9th  | 16,089 (7/04/97, 2-3 L vs. DC)    |
| 1998              | 16                | 175,162 | 10,948 | 16                    | 198,315 | 12,395 | 9th  | 15,280 (5/16/98, 2-1 W vs. COL)   |
| 1999              | 16                | 195,381 | 12,211 | 16                    | 208,346 | 13,022 | 10th | 17,621 (7/04/99, 1-2 L vs. CHI)   |
| 2000              | 16                | 209,637 | 13,102 | 16                    | 171,404 | 10,713 | 7th  | 27,815 (6/07/00, 3-2 W vs. CLB)   |
| 2001              | 10-11-5           | 163,465 | 12,574 | 13                    | 181,390 | 13,953 | 8th  | 21,343 (7/04/01, 1-1 T vs. NE)    |
| 2002              | 12-9-7            | 183,702 | 13,122 | 14                    | 181,851 | 12,989 | 7th  | 17,652 (9/14/02, 1-2 L vs. NE)    |
| 2003              | 6-19-5            | 118,585 | 7,906  | 15                    | 209,928 | 13,995 | 10th | 9,098 (4/12/03, 1-1 T vs. LA)     |
| 2004              | 10-14-6           | 136,319 | 9,088  | 15                    | 198,827 | 13,255 | 10th | 17,792 (8/07/04, 1-0 W vs. COL)   |
| 2005              | 13-10-9           | 179,021 | 11,189 | 16                    | 255,818 | 15,989 | 11th | 18,021 (10/15/05, 2-2 T vs. KC)   |
| 2006              | 16-12-4           | 239,714 | 14,982 | 16                    | 264,307 | 16,519 | 6th  | 20,500 (10/07/06, 2-1 W vs. LA)   |
| 2007              | 13-12-5           | 227,182 | 15,145 | 15                    | 250,220 | 16,681 | 10th | 20,500 (4/22/07, 3-1 W vs. COL)   |
| 2008              | 8-10-12           | 195,356 | 13,024 | 15                    | 281,712 | 18,781 | 13th | 22,331 (5/18/08, 1-5 L vs. LA)    |
| 2009              | 11-13-6           | 186,612 | 12,441 | 15                    | 227,434 | 15,162 | 13th | 51,012 ( 9/30/09, 1-0 W vs. NE)   |
| 2010              | 12-4-14           | 162,229 | 10,815 | 15                    | 250,256 | 16,684 | 14th | 15,993 (7/3/10, 1-0 W vs. KC)     |



# FC Dallas All-Time International Results

# FC Dallas Postseason History

| Year | Date     | Opponent  | Place   | Result |
|------|----------|---|---------|--------|
| 1996 | Nov. 16  | El Salvador selection                                 | home    | W, 3-2 |
| 1997 | July 11  | CD Guadalajara (MEX)                                  | home    | L, 5-0 |
|      | Dec. 10  | Guatemala selection                                   | away    | L, 5-1 |
|      | Dec. 12  | CSD Comunicaciones (GUA)                              | away    | L, 1-0 |
| 1998 | March 4  | CD Necaxa (MEX)                                       | home    | L, 4-1 |
|      | March 8  | CONCACAF Cup Winners Cup<br>CDSC Cruz Azul (MEX)      | home    | L, 2-1 |
|      | Nov. 11  | CONCACAF Cup Winners Cup<br>Tecos UAG (MEX)           | away    | L, 4-1 |
| 2000 | Nov. 3   | Atlas CF (MEX)  | home    | W, 2-0 |
|      | Nov. 6   | Bachilleres (MEX)                                     | home    | T, 1-1 |
|      | Nov. 8   | CD Guadalajara (MEX)                                  | away    | L, 1-0 |
| 2001 | March 24 | CD Guadalajara (MEX)                                  | home    | T, 2-2 |
|      | Nov. 5   | CD Platense (HON)                                     | home    | T, 0-0 |
| 2002 | March 13 | W Connection (TRI)                                    | home    | W, 3-0 |
|      | Oct. 26  | CD Olimpia (HON)                                      | neutral | T, 0-0 |
| 2003 | July 9   | CD Aguila (ESV)                                       | home    | W, 3-3 |
|      |          | (DAL wins 3-1 on penalties)                           |         |        |
| 2006 | March 22 | Atlas CF (MEX)  | home    | W, 4-1 |
|      | July 19  | Tigres UANL (MEX)                                     | home    | W, 2-0 |
|      | July 26  | Tigres UANL (MEX)                                     | away    | L, 0-2 |
|      |          | (DAL wins the Rio Grande Plate 5-4 on penalties)      |         |        |
| 2007 | March 7  | CA Paranaense (BRA)                                   | away    | L, 3-1 |
|      | March 31 | CA Paranaense (BRA)                                   | home    | L, 1-0 |
|      | July 7   | Tigres UANL (MEX)                                     | away    | L, 2-0 |
|      | July 11  | Tigres UANL (MEX)                                     | home    | L, 2-0 |
|      | July 24  | CD Guadalajara (MEX)                                  | home    | T, 1-1 |
|      |          | SuperLiga   |         |        |
|      | July 28  | CF Pachuca (MEX)                                      | home    | T, 2-2 |
|      |          | SuperLiga   |         |        |
|      | Dec. 1   | TT Pro League Forein All-Stars (TRI)                  | away    | T, 2-2 |
|      |          | (DAL wins 7-6 on penalties)                           |         |        |
| 2008 | Dec. 3   | TT Pro League Local All-Stars (TRI)                   | away    | L, 1-0 |
|      | Feb. 20  | Tigres UANL (MEX)                                     | away    | L, 2-1 |
|      | March 6  | CA Paranaense (BRA)                                   | away    | W, 2-0 |
|      | March 22 | CA Paranaense (BRA)                                   | home    | W, 2-1 |
|      | June 29  | CD Guadalajara (MEX)                                  | home    | L, 2-1 |
|      | Sept. 7  | Club America (MEX)                                    | home    | W, 2-1 |
|      | Oct. 14  | Tigres UANL (MEX)                                     | home    | W, 3-2 |
|      |          | (DAL loses the Rio Grande Plate 3-1 on penalties)     |         |        |
| 2009 | March 4  | CA Paranaense (BRA)                                   | away    | L, 4-2 |
|      | March 14 | CA Paranaense (BRA)                                   | home    | W, 1-0 |
|      |          | (DAL loses the USA-Brazil Challenge 5-4 on penalties) |         |        |
|      | June 10  | CS Herediano (CRC)                                    | home    | W, 2-0 |
|      | July 15  | CSD Comunicaciones (GUA)                              | home    | W, 2-0 |
| 2010 | August 5 | Inter Milan   | home    | D, 2-2 |

| Year | Date     | Opponent       | Result            | Att.   | W-L-T | Round | Notes  |
|------|----------|----------------|-------------------|--------|-------|-------|--|
| 1996 | Sept. 26 | at Kansas City | L, 3-2            | 4,466  | 0-1-0 | QTR   | Dal: Elliott (21) Ashton (25)<br>KC: Johnston (16) McKeon (79) Preki (89)                      |
|      | Sept. 29 | Kansas City    | W, 2-1            | 10,125 | 1-1-0 | QTR   | Dal: Kreis (5) Washington (32)<br>KC: Preki (30)   |
|      | Oct. 2   | Kansas City    | L, 3-2            | 9,802  | 1-2-0 | QTR   | DAL: Sanchez (27) Elliott (66)<br>KC: Chung (41) Takawira (62)                                 |
| 1997 | Oct. 5   | at Los Angeles | W, 1-0            | 18,921 | 1-0-0 | QTR   |  |
|      | Oct. 8   | Los Angeles    | W, 3-0            | 11,248 | 2-0-0 | QTR   | DAL: Washington (29,69) Peinado (86)   |
|      | Oct. 12  | Colorado       | L, 1-0            | 7,376  | 2-1-0 | SEM   | COL: S. Henderson (42)   |
|      | Oct. 15  | at Colorado    | L, 2-1            | 18,452 | 2-2-0 | SEM   | DAL: Damian (5)<br>COL: Patino (22) C. Henderson (87)  |
| 1998 | Oct. 1   | at Los Angeles | L, 6-1            | 10,047 | 0-1-0 | QTR   | DAL: Washington (47);<br>LA: Pena (10,69) Hermosillo (16,32)<br>Cienfuegos (20) Welton (41)    |
|      | Oct. 4   | Los Angeles    | L, 3-2            | 8,130  | 0-2-0 | QTR   | DAL: Haynes (44) Kreis (48)<br>LA: Hendrickson (80) Caligiuri (85)<br>Mathis (88)              |
| 1999 | Oct. 16  | Chicago        | W, 2-1            | 10,980 | 1-0-0 | QTR   | DAL: Graziani (52) Santel (75)<br>CHI: Ball (79)   |
|      | Oct. 23  | at Chicago     | L, 4-0            | 13,197 | 1-1-0 | QTR   | CHI: Nowak (18) Kosecki (36) Razov (43)<br>Kovalenko (46)                                      |
|      | Oct. 29  | Chicago        | W, 3-2            | 9,795  | 2-1-0 | QTR   | DAL: Deering (55) Rodriguez (84)<br>Graziani (86)  |
|      | Oct. 31  | at Los Angeles | L, 2-1            | 17,372 | 2-2-0 | SEM   | CHI: Razov (3) Marsch (5)<br>DAL: Graziani (75)  |
|      | Nov. 7   | Los Angeles    | W, 3-2            | 13,816 | 3-2-0 | SEM   | LA: Cienfuegos (39) Hendrickson (90)<br>DAL: Graziani (33,73)                                  |
|      | Nov. 11  | at Los Angeles | L, 3-1            | 25,703 | 3-3-0 | SEM   | LA: Hermosillo (13,54)<br>DAL: Kreis (89)<br>LA: Vannoy (3) Hermosillo (20)<br>Cienfuegos (68) |
| 2000 | Sept. 15 | at MetroStars  | L, 2-1 (OT)       | 14,868 | 0-1-0 | QTR   | DAL: Rhine (67)<br>MET: Mathis (34) Valencia (100)   |
|      | Sept. 20 | MetroStars     | L, 2-1            | 7,555  | 0-2-0 | QTR   | DAL: J. Rodriguez (82)<br>MET: Mathis (53,81)  |
| 2001 | Sept. 20 | at Chicago     | L, 2-0            | 8,314  | 0-1-0 | QTR   | CHI: Bocanegra (40) Whitfield (90)   |
|      | Sept. 23 | Chicago        | T, 1-1 (OT)       | 17,149 | 0-1-1 | QTR   | DAL: Deering (27)<br>CHI: J. Beasley (84)  |
|      | Sept. 29 | at Chicago     | L, 2-0            | 12,811 | 0-2-1 | QTR   | CHI: Kovalenko (17) Armas (55)   |
| 2002 | Sept. 25 | Colorado       | W, 4-2            | 6,360  | 1-0-0 | QTR   | Four unanswered goals by Dallas nullify<br>a second minute Valderrama goal                     |
|      | Sept. 28 | at Colorado    | L, 1-0            | 9,637  | 1-1-0 | QTR   | COL: Carrieri (78)   |
|      | Oct. 2   | Colorado       | T, 2-1<br>(OT/ST) | 8,008  | 1-1-1 | QTR   | A 1-1 tie sets the stage for heroics from<br>Chung as Colorado wins the Series Tie breaker     |
| 2005 | Oct. 25  | at Colorado    | T, 0-0            | 9,625  | 0-0-1 | QTR   |  |
|      | Oct. 29  | Colorado       | L, 2-2(OT)        | 10,104 | 0-1-1 | QTR   | DAL: Ruiz (67,105)<br>COL: Cunningham (19) Kotschau (105)                                      |
| 2006 | Oct. 21  | at Colorado    | W, 2-1            | 4,176  | 1-0-0 | QTR   | DAL: Ruiz (15) Thompson (55)<br>COL: Cooke (23)  |
|      | Oct. 28  | Colorado       | L, 3-2(OT)        | 15,486 | 1-1-0 | QTR   | DAL: Ruiz (48) Goodson (92)<br>COL: Hernandez (57,83) Mathis (114)                             |
| 2007 | Oct. 27  | Houston        | W, 1-0            | 12,537 | 1-0-0 | QTR   | DAL: Goodson (23)  |
|      | Nov. 2   | at Houston     | L, 4-1(OT)        | 30,088 | 1-1-0 | QTR   | DAL: Ruiz (14)<br>HOU: Holden (66) Ching (72,97)<br>Davis (100)                                |
| 2009 | Oct. 30  | Salt Lake      | W, 2-1            | 11,003 | 1-0-0 | QTR   | DAL: Cunningham (44), Avila (88)<br>RSL: Espindola (5)   |
|      | Nov. 6   | at Salt Lake   | D, 1-1            | 19,324 | 1-0-1 | QTR   | DAL: McCarty (17)   RSL: Findley (79)  |
|      | Nov. 14  | at Los Angeles | W, 3-0            | 27,000 | 2-0-1 | SEM   | DAL: Ferreira (26), John (54), Chavez (73)   |
|      | Nov. 21  | vs. Colorado   | L, 2-1 (OT)       | 21,700 | 2-1-1 | FNL   | DAL: Ferreira (35)   COL: Casey (57), Own goal (107)   |

# FC Dallas Postseason Stats

| UNF | POS | PLAYER             | GP | GS | MIN  | G | A | SHT | SOG | FC | FS | OFF | CK | C | E |
|-----|-----|--------------------|----|----|------|---|---|-----|-----|----|----|-----|----|---|---|
| 20  | F   | Ariel Graziani     | 11 | 11 | 1010 | 5 | 2 | 27  | 12  | 33 | 22 | 9   | 13 | 5 | 0 |
| 20  | F   | Carlos Ruiz        | 6  | 5  | 540  | 5 | 0 | 17  | 7   | 14 | 18 | 13  | 0  | 2 | 0 |
| 9   | F   | Jason Kreis        | 22 | 18 | 1721 | 4 | 2 | 37  | 20  | 28 | 39 | 7   | 27 | 6 | 0 |
| 10  | F   | Dante Washington   | 14 | 6  | 651  | 4 | 1 | 21  | 8   | 14 | 16 | 10  | 0  | 1 | 0 |
| 15  | M   | Chad Deering       | 16 | 16 | 1417 | 3 | 1 | 27  | 12  | 29 | 15 | 1   | 10 | 4 | 1 |
| 10  | M   | David Ferreira     | 4  | 4  | 390  | 2 | 3 | 9   | 4   | 7  | 7  | 2   | 18 | 0 | 0 |
| 19  | F   | Bobby Rhine        | 13 | 13 | 1111 | 2 | 3 | 15  | 7   | 13 | 11 | 3   | 2  | 2 | 0 |
| 8   | F   | Gerrell Elliott    | 7  | 2  | 242  | 2 | 1 | 4   | 2   | 2  | 3  | 2   | 0  | 0 | 0 |
| 17  | M-D | Jorge Rodriguez    | 18 | 16 | 1516 | 2 | 1 | 10  | 9   | 26 | 9  | 1   | 1  | 5 | 0 |
| 20  | D   | Clarence Goodson   | 5  | 3  | 379  | 2 | 0 | 4   | 2   | 1  | 3  | 0   | 0  | 0 | 0 |
| 7   | M   | Mark Santel        | 15 | 14 | 1175 | 1 | 5 | 6   | 4   | 17 | 18 | 3   | 4  | 1 | 0 |
| 18  | M   | Marvin Chavez      | 4  | 4  | 309  | 1 | 2 | 6   | 3   | 4  | 10 | 0   | 0  | 1 | 0 |
| 9   | F   | Hugo Sanchez       | 2  | 2  | 172  | 1 | 2 | 3   | 3   | 6  | 3  | 1   | 0  | 1 | 0 |
| 11  | F   | Damian             | 4  | 4  | 306  | 1 | 1 | 8   | 3   | 8  | 14 | 8   | 7  | 1 | 0 |
| 11  | M   | Antonio Martinez   | 7  | 5  | 467  | 1 | 1 | 6   | 4   | 5  | 14 | 3   | 14 | 1 | 0 |
| 4   | M   | Chad Ashton        | 3  | 1  | 88   | 1 | 0 | 2   | 2   | 0  | 2  | 0   | 2  | 0 | 0 |
| 12  | M   | Eric Avila         | 2  | 0  | 18   | 1 | 0 | 2   | 1   | 1  | 1  | 0   | 0  | 0 | 0 |
| 9   | F   | Jeff Cunningham    | 3  | 1  | 191  | 1 | 0 | 6   | 3   | 1  | 1  | 2   | 0  | 0 | 0 |
| 13  | M   | Brian Haynes       | 10 | 4  | 500  | 1 | 0 | 8   | 3   | 12 | 4  | 2   | 11 | 2 | 0 |
| 14  | M   | George John        | 3  | 3  | 300  | 1 | 0 | 2   | 2   | 2  | 2  | 0   | 0  | 0 | 0 |
| 13  | M   | Dax McCarty        | 5  | 4  | 401  | 1 | 0 | 8   | 3   | 5  | 6  | 0   | 0  | 0 | 0 |
| 6   | D   | Steve Morrow       | 3  | 3  | 271  | 1 | 0 | 1   | 1   | 4  | 1  | 0   | 0  | 0 | 0 |
| 22  | M   | Daniel Peinado     | 4  | 4  | 345  | 1 | 0 | 3   | 1   | 4  | 10 | 0   | 0  | 0 | 0 |
| 7   | F   | Abe Thompson       | 3  | 2  | 127  | 1 | 0 | 1   | 1   | 1  | 0  | 1   | 0  | 0 | 0 |
| 8   | M   | Oscar Pareja       | 17 | 16 | 1331 | 0 | 5 | 14  | 6   | 41 | 64 | 0   | 13 | 3 | 1 |
| 6   | M   | Ronnie O'Brien     | 7  | 7  | 701  | 0 | 3 | 16  | 6   | 9  | 13 | 1   | 7  | 1 | 0 |
| 3   | M   | Greg Vanney        | 4  | 4  | 420  | 0 | 3 | 1   | 0   | 5  | 6  | 0   | 1  | 0 | 0 |
| 23  | M   | Sergi Daniv        | 6  | 4  | 389  | 0 | 2 | 7   | 1   | 9  | 12 | 0   | 1  | 3 | 0 |
| 14  | M-F | Ted Eck            | 14 | 12 | 1094 | 0 | 2 | 17  | 5   | 27 | 18 | 4   | 0  | 3 | 0 |
| 2   | D   | Chris Gbandi       | 6  | 6  | 539  | 0 | 2 | 8   | 3   | 10 | 6  | 0   | 0  | 2 | 1 |
| 20  | M-D | Brek Shea          | 4  | 3  | 265  | 0 | 2 | 1   | 1   | 2  | 3  | 1   | 0  | 0 | 0 |
| 5   | D   | Jair Benitez       | 4  | 4  | 387  | 0 | 1 | 0   | 0   | 2  | 6  | 0   | 0  | 2 | 0 |
| 4   | M   | Paul Broome        | 10 | 8  | 681  | 0 | 1 | 2   | 1   | 15 | 9  | 0   | 0  | 5 | 0 |
| 33  | F   | Kenny Cooper       | 4  | 4  | 348  | 0 | 1 | 5   | 4   | 14 | 6  | 0   | 0  | 0 | 0 |
| 2   | D   | Eric Dade          | 15 | 13 | 1118 | 0 | 1 | 2   | 0   | 27 | 14 | 0   | 0  | 3 | 0 |
| 16  | F   | Atiba Harris       | 3  | 3  | 285  | 0 | 1 | 3   | 1   | 10 | 3  | 3   | 0  | 0 | 1 |
| 3   | D   | Ugo Ihemelu        | 4  | 4  | 390  | 0 | 1 | 2   | 0   | 1  | 1  | 0   | 0  | 0 | 0 |
| 7   | F   | Eddie Johnson      | 3  | 0  | 62   | 0 | 1 | 0   | 0   | 2  | 2  | 4   | 0  | 0 | 0 |
| 11  | M   | Lawrence Lozano    | 3  | 3  | 270  | 0 | 1 | 2   | 1   | 5  | 3  | 0   | 0  | 0 | 0 |
| 9   | F   | Roberto Mina       | 2  | 1  | 140  | 0 | 1 | 4   | 3   | 3  | 0  | 1   | 1  | 0 | 0 |
| 3   | D   | Ryan Suarez        | 6  | 6  | 520  | 0 | 1 | 1   | 0   | 12 | 8  | 0   | 0  | 2 | 0 |
| 66  | M   | Alain Sutter       | 3  | 3  | 206  | 0 | 1 | 0   | 0   | 4  | 7  | 1   | 4  | 1 | 0 |
| 11  | F   | John Jairo Trellez | 4  | 0  | 50   | 0 | 1 | 2   | 1   | 0  | 2  | 0   | 0  | 0 | 0 |
| 20  | F   | Mickey Trotman     | 2  | 2  | 178  | 0 | 1 | 7   | 3   | 4  | 4  | 2   | 0  | 0 | 0 |
| 21  | M   | Lazo Alavanja      | 2  | 0  | 32   | 0 | 0 | 0   | 0   | 2  | 0  | 0   | 0  | 0 | 0 |
| 24  | M   | Eric Alexander     | 2  | 0  | 5    | 0 | 0 | 0   | 0   | 0  | 0  | 0   | 0  | 0 | 0 |
| 12  | F   | Arturo Alvarez     | 2  | 2  | 137  | 0 | 0 | 2   | 0   | 2  | 1  | 1   | 0  | 0 | 1 |
| 14  | M   | Leonel Alvarez     | 5  | 5  | 450  | 0 | 0 | 0   | 0   | 13 | 5  | 0   | 0  | 1 | 0 |
| 21  | F   | Hamisi Amani-Dove  | 2  | 2  | 133  | 0 | 0 | 0   | 0   | 6  | 1  | 0   | 0  | 0 | 0 |
| 5   | M-D | Tenywa Bonseu      | 3  | 3  | 281  | 0 | 0 | 0   | 0   | 5  | 2  | 0   | 0  | 2 | 0 |
| 30  | GK  | Ray Burse          | 1  | 0  | 95   | 0 | 0 | 0   | 0   | 0  | 0  | 0   | 0  | 0 | 0 |
| 10  | M   | Denilson           | 1  | 1  | 50   | 0 | 0 | 0   | 0   | 0  | 2  | 0   | 1  | 1 | 0 |
| 1   | GK  | Mark Dodd          | 12 | 11 | 1035 | 0 | 0 | 0   | 0   | 0  | 3  | 0   | 0  | 0 | 0 |
| 24  | M-F | Justin Evans       | 2  | 0  | 77   | 0 | 0 | 0   | 0   | 1  | 3  | 0   | 0  | 0 | 0 |
| 18  | D   | Richard Farrer     | 17 | 11 | 1103 | 0 | 0 | 2   | 0   | 17 | 15 | 1   | 0  | 4 | 1 |
| 5   | M   | Jorge Flores       | 2  | 0  | 28   | 0 | 0 | 0   | 0   | 0  | 1  | 1   | 0  | 0 | 0 |
| 1   | GK  | Scott Garlick      | 2  | 2  | 210  | 0 | 0 | 0   | 0   | 0  | 0  | 0   | 0  | 0 | 0 |
| 6   | D   | Jackson Goncalves  | 4  | 4  | 302  | 0 | 0 | 1   | 0   | 6  | 0  | 0   | 0  | 0 | 0 |
| 1   | GK  | Kevin Hartman      | 4  | 4  | 390  | 0 | 0 | 0   | 0   | 0  | 2  | 0   | 0  | 0 | 0 |
| 2   | M   | Daniel Hernandez   | 4  | 4  | 390  | 0 | 0 | 3   | 0   | 5  | 7  | 0   | 0  | 1 | 0 |
| 17  | M   | Zak Ibsen          | 3  | 2  | 191  | 0 | 0 | 2   | 1   | 4  | 1  | 0   | 0  | 0 | 0 |
| 10  | D   | Ricardo Iribarren  | 2  | 2  | 148  | 0 | 0 | 0   | 0   | 5  | 1  | 0   | 0  | 2 | 0 |
| 5   | D   | Steve Jolley       | 2  | 2  | 210  | 0 | 0 | 0   | 0   | 2  | 0  | 0   | 0  | 1 | 0 |
| 22  | GK  | Matt Jordan        | 12 | 12 | 1066 | 0 | 0 | 0   | 0   | 2  | 2  | 0   | 0  | 3 | 0 |
| 16  | F   | Aleksey Korol      | 3  | 1  | 76   | 0 | 0 | 1   | 0   | 5  | 4  | 1   | 0  | 1 | 0 |
| 19  | M   | Zach Loyd          | 4  | 1  | 221  | 0 | 0 | 0   | 0   | 4  | 2  | 0   | 0  | 2 | 0 |
| 34  | F   | Ruben Luna         | 1  | 0  | 13   | 0 | 0 | 1   | 1   | 0  | 1  | 0   | 0  | 0 | 0 |
| 3   | D   | Drew Moor          | 5  | 4  | 428  | 0 | 0 | 2   | 0   | 1  | 5  | 0   | 0  | 2 | 1 |
| 8   | M   | Richard Mulrooney  | 2  | 2  | 210  | 0 | 0 | 0   | 0   | 0  | 5  | 0   | 1  | 0 | 0 |
| 21  | M   | Ramon Nunez        | 2  | 2  | 210  | 0 | 0 | 12  | 6   | 0  | 1  | 1   | 4  | 0 | 0 |
| 25  | F   | Dominic Oduro      | 2  | 0  | 65   | 0 | 0 | 1   | 0   | 2  | 1  | 0   | 0  | 1 | 0 |
| 24  | M   | Percy Olivares     | 1  | 0  | 2    | 0 | 0 | 0   | 0   | 0  | 1  | 0   | 0  | 0 | 0 |
| 12  | D   | Brandon Pollard    | 8  | 8  | 703  | 0 | 0 | 3   | 1   | 12 | 9  | 0   | 0  | 1 | 0 |
| 6   | M   | Pablo Ricchetti    | 2  | 1  | 146  | 0 | 0 | 2   | 1   | 8  | 0  | 0   | 0  | 2 | 0 |
| 7   | F   | Milton Rodriguez   | 1  | 1  | 32   | 0 | 0 | 0   | 0   | 1  | 1  | 0   | 0  | 0 | 0 |
| 44  | GK  | Dario Sala         | 4  | 4  | 325  | 0 | 0 | 0   | 0   | 0  | 1  | 0   | 0  | 1 | 0 |

# FC Dallas Postseason Stats

| UNF             | POS | PLAYER           | GP | GS | MIN  | G  | A  | SHT | SOG | FC  | FS  | OFF | CK  | C  | E |
|-----------------|-----|------------------|----|----|------|----|----|-----|-----|-----|-----|-----|-----|----|---|
| 5               | M   | Marcelo Saragosa | 2  | 0  | 57   | 0  | 0  | 0   | 0   | 5   | 1   | 0   | 0   | 1  | 0 |
| 25              | F   | Juan Sastoque    | 1  | 0  | 2    | 0  | 0  | 0   | 0   | 0   | 0   | 0   | 0   | 0  | 0 |
| 15              | D   | Adrian Serio     | 2  | 2  | 170  | 0  | 0  | 1   | 0   | 3   | 3   | 0   | 0   | 1  | 0 |
| 6               | D   | Tom Soehn        | 4  | 4  | 356  | 0  | 0  | 0   | 0   | 1   | 1   | 0   | 0   | 0  | 0 |
| 4               | D   | Diego Sonora     | 3  | 3  | 246  | 0  | 0  | 1   | 0   | 7   | 5   | 0   | 2   | 1  | 0 |
| 16              | M   | Temoc Suarez     | 2  | 1  | 57   | 0  | 0  | 0   | 0   | 1   | 1   | 0   | 0   | 1  | 0 |
| 3               | D   | Carey Talley     | 1  | 0  | 24   | 0  | 0  | 0   | 0   | 0   | 1   | 0   | 0   | 0  | 0 |
| 8               | M   | Juan Toja        | 2  | 2  | 210  | 0  | 0  | 0   | 0   | 6   | 3   | 0   | 0   | 0  | 0 |
| 10              | M   | Joselito Vaca    | 4  | 1  | 97   | 0  | 0  | 1   | 1   | 1   | 2   | 0   | 0   | 0  | 0 |
| 17              | M   | Simo Valakari    | 4  | 4  | 420  | 0  | 0  | 0   | 0   | 14  | 7   | 0   | 0   | 1  | 0 |
| 16              | D   | David Wagenfuhr  | 2  | 0  | 98   | 0  | 0  | 2   | 0   | 0   | 0   | 1   | 0   | 0  | 0 |
| 3               | D   | Wade Webber      | 4  | 4  | 360  | 0  | 0  | 0   | 0   | 9   | 5   | 0   | 0   | 1  | 0 |
| 15              | M   | Mark Wilson      | 2  | 2  | 111  | 0  | 0  | 0   | 0   | 0   | 3   | 0   | 0   | 0  | 0 |
| 21              | D   | Alex Yi          | 1  | 1  | 120  | 0  | 0  | 0   | 0   | 2   | 1   | 0   | 0   | 0  | 0 |
| Team totals     |     |                  | 33 | 33 | 3141 | 45 | 57 | 364 | 164 | 591 | 533 | 93  | 146 | 88 | 7 |
| Opponent totals |     |                  | 33 | 33 | 3141 | 60 | 76 | 437 | 202 | 553 | 581 | 86  | 175 | 84 | 3 |

## FC DALLAS INDIVIDUAL GOALKEEPING

| UNF             | POS | GOALKEEPER    | GP | GS | MIN  | SHTS | SV  | GA | GAA  | PG | PA | W  | L  | T | SO |
|-----------------|-----|---------------|----|----|------|------|-----|----|------|----|----|----|----|---|----|
| 1               | GK  | Scott Garlick | 2  | 2  | 210  | 8    | 6   | 2  | 0.86 | 0  | 0  | 0  | 0  | 2 | 1  |
| 1               | GK  | Kevin Hartman | 4  | 4  | 390  | 20   | 16  | 4  | 0.92 | 0  | 0  | 2  | 1  | 1 | 1  |
| 44              | GK  | Dario Sala    | 4  | 4  | 325  | 24   | 20  | 4  | 1.11 | 0  | 0  | 2  | 1  | 0 | 1  |
| 22              | GK  | Matt Jordan   | 12 | 12 | 1066 | 66   | 42  | 22 | 1.86 | 1  | 1  | 3  | 7  | 2 | 0  |
| 1               | GK  | Mark Dodd     | 12 | 11 | 1035 | 75   | 45  | 24 | 2.09 | 1  | 1  | 4  | 7  | 0 | 2  |
| 30              | GK  | Ray Burse     | 1  | 0  | 95   | 9    | 5   | 4  | 3.79 | 0  | 0  | 0  | 1  | 0 | 0  |
| Team totals     |     |               | 33 | 33 | 3141 | 202  | 138 | 60 | 1.72 | 2  | 2  | 11 | 17 | 5 | 5  |
| Opponent totals |     |               | 33 | 33 | 3141 | 164  | 114 | 45 | 1.29 | 3  | 5  | 17 | 11 | 5 | 7  |





# FC Dallas Postseason Stats

## PLAYOFF HISTORY

| vs. Team    | Series | W-L  | GP | W-L-T   | OT    | ShO | GF | GA | Last | Series Result                  |
|-------------|--------|------|----|---------|-------|-----|----|----|------|--------------------------------|
|             |        |      |    |         |       |     |    |    | Mtg. |                                |
| Chicago     | 2      | 1-1  | 6  | 2-3-1   | 0-0-1 | 0-0 | 6  | 12 | 2001 | Lost 7 points to 1             |
| Colorado    | 5      | 0-5  | 10 | 2-6-2   | 0-3-1 | 0-1 | 13 | 16 | 2010 | Lost in MLS Cup Final          |
| Houston     | 1      | 0-1  | 2  | 1-1-0   | 0-1-0 | 0-0 | 2  | 4  | 2007 | Lost Series Tiebreaker         |
| Kansas City | 1      | 0-1  | 3  | 1-2-0   | 0-0-0 | 0-1 | 6  | 6  | 1996 | Lost 2 games to 1              |
| Los Angeles | 4      | 2-2  | 8  | 4-4-0   | 0-0-0 | 2-0 | 13 | 16 | 2010 | Won 3-0 in Western Conf. Final |
| New York    | 1      | 0-1  | 2  | 0-2-0   | 0-1-0 | 0-0 | 2  | 4  | 2000 | Lost 6 points to 0             |
| Salt Lake   | 1      | 1-0  | 2  | 1-0-1   | 0-0-0 | 0-0 | 3  | 2  | 2010 | Won 3-2 on aggregate           |
| TOTALS      | 15     | 4-11 | 33 | 11-18-4 | 0-4-2 | 2-2 | 45 | 60 | 2010 |                                |

## PLAYOFF COACHING HISTORY

| Year   | Coach            | W  | L  | T | PCT  | OT    | ShO |
|--------|------------------|----|----|---|------|-------|-----|
| 1996   | Dave Dir         | 1  | 2  | 0 | .333 | 0-0-0 | 0-1 |
| 1997   | Dave Dir         | 2  | 2  | 0 | .500 | 0-0-0 | 1-0 |
| 1998   | Dave Dir         | 0  | 2  | 0 | .000 | 0-0-0 | 0-0 |
| 1999   | Dave Dir         | 3  | 3  | 0 | .500 | 0-0-0 | 1-0 |
| 2000   | Dave Dir         | 0  | 2  | 0 | .000 | 0-1-0 | 0-0 |
| 2001   | Mike Jeffries    | 0  | 2  | 1 | .167 | 0-0-1 | 0-0 |
| 2002   | Mike Jeffries    | 1  | 1  | 1 | .500 | 0-0-1 | 0-0 |
| 2003   | Mike Jeffries    | 0  | 0  | 0 | ---  | 0-0-0 | 0-0 |
|        | Colin Clarke     | 0  | 0  | 0 | ---  | 0-0-0 | 0-0 |
| 2004   | Colin Clarke     | 0  | 0  | 0 | ---  | 0-0-0 | 0-0 |
| 2005   | Colin Clarke     | 0  | 1  | 1 | .250 | 0-1-0 | 0-0 |
| 2006   | Colin Clarke     | 1  | 1  | 0 | .500 | 0-1-0 | 0-0 |
| 2007   | Steve Morrow     | 1  | 1  | 0 | .500 | 0-1-0 | 0-0 |
| 2008   | Steve Morrow     | 0  | 0  | 0 | ---  | 0-0-0 | 0-0 |
|        | Marco Ferruzzi   | 0  | 0  | 0 | ---  | 0-0-0 | 0-0 |
| 2010   | Schellas Hyndman | 2  | 1  | 1 | .625 | 0-1-0 | 0-0 |
| TOTALS |                  | 11 | 18 | 4 | .393 | 0-5-2 | 2-1 |

## PLAYOFF ATTENDANCE

| OVERALL ----- AT HOME ----- ---- ON THE ROAD ----- |        |       |         |        |       |         |        |                    |                                 |
|--|--------|-------|---------|--------|-------|---------|--------|--------------------|---------------------------------|
| REC.   | GMS    | TOTAL | AVG     | GMS    | TOTAL | AVG     | RNK    | LARGEST HOME CROWD |                                 |
| 1996   | 1-2-0  | 2     | 19,927  | 9,964  | 1     | 4,466   | 4,466  | 6th                | 10,125 (9/29, 2-1 W vs. KC)     |
| 1997   | 2-2-0  | 2     | 18,624  | 9,312  | 2     | 37,373  | 18,687 | 7th                | 11,248 (10/08, 3-0 W vs. LA)    |
| 1998   | 0-2-0  | 1     | 8,130   | 8,130  | 1     | 10,047  | 10,047 | 7th                | 8,130 (10/04, 2-3 L vs. LA)     |
| 1999   | 3-3-0  | 3     | 34,591  | 11,530 | 3     | 56,272  | 18,757 | 5th                | 13,816 (11/07, 2-2 SOW vs. LA)  |
| 2000   | 0-2-0  | 1     | 7,555   | 7,555  | 1     | 14,868  | 14,868 | 7th                | 7,555 (9/20, 1-2 L vs. MET)     |
| 2001   | 0-2-1  | 1     | 17,149  | 17,149 | 2     | 21,125  | 10,563 | 2nd                | 17,149 (9/23, 1-1 T vs. CHI)    |
| 2002   | 1-1-1  | 2     | 14,368  | 7,184  | 1     | 9,637   | ,637   | 8th                | 8,008 (10/02, 1-2 T vs. COL)    |
| 2005   | 0-1-1  | 1     | 10,104  | 10,104 | 1     | 9,625   | 9,625  | 7th                | 10,104 (10/29, 2-2 SOL vs. COL) |
| 2006   | 1-1-0  | 1     | 15,486  | 15,486 | 1     | 4,176   | 4,176  | 3rd                | 15,486 (10/28, 2-3 L vs. COL)   |
| 2007   | 1-1-0  | 1     | 12,537  | 12,537 | 1     | 30,088  | 30,088 | 6th                | 12,537 (10/27, 1-0 W vs. HOU)   |
| 2010   | 2-1-1  | 1     | 11,003  | 11,003 | 3     | 68,024  | 22,674 | 7th                | 11,003 (10/30, 2-1 W vs. RSL)   |
| TOT.   | 11-18- | 16    | 169,474 | 10,784 | 17    | 265,701 | 18,397 |                    |                                 |



# Franchise Records



FC Dallas Individual & Team High Games

FC Dallas Team Low Games (1996-2010)

FC DALLAS INDIVIDUAL HIGH GAMES (1996-2010)

|                        |                  |            |         |       |
|------------------------|------------------|------------|---------|-------|
| <b>Points</b>          |                  |            |         |       |
| 8                      | Jeff Cunningham  | 08/01/2009 | vs. KC  | W 6-0 |
| <b>Goals</b>           |                  |            |         |       |
| 4                      | Jeff Cunningham  | 08/01/2009 | vs. KC  | W 6-0 |
| <b>Assists</b>         |                  |            |         |       |
| 3                      | Antonio Martinez | 08/11/2001 | vs. MET | W 3-0 |
| 3                      | Antonio Martinez | 05/18/2002 | vs. COL | W 3-1 |
| <b>Shots</b>           |                  |            |         |       |
| 10                     | Ariel Graziani   | 06/02/2001 | vs. MIA | L 2-6 |
| 10                     | Jason Kreis      | 06/30/2001 | vs. LA  | T 0-0 |
| 10                     | Kenny Cooper     | 07/04/2008 | vs. KC  | T 1-1 |
| <b>Shots on Goal</b>   |                  |            |         |       |
| 6                      | Jason Kreis      | 05/27/2000 | at DC   | L 2-3 |
| 6                      | Bobby Rhine      | 06/02/2001 | vs. MIA | L 2-6 |
| 6                      | Ronnie O'Brien   | 05/07/2005 | at KC   | T 3-3 |
| <b>Fouls Committed</b> |                  |            |         |       |
| 9                      | Daniel Peinado   | 04/26/1997 | at LA   | W 1-1 |
| 9                      | Arturo Alvarez   | 05/28/2005 | at DC   | W 2-0 |
| 9                      | Juan Toja        | 07/04/2007 | vs. CHV | W 2-0 |
| <b>Fouls Suffered</b>  |                  |            |         |       |
| 8                      | Brian Haynes     | 08/14/1996 | vs. CLB | L 2-2 |
| 8                      | Oscar Pareja     | 06/08/2002 | vs. COL | W 4-1 |
| <b>Corner Kicks</b>    |                  |            |         |       |
| 12                     | Brad Davis       | 04/03/2004 | vs. COL | T 1-1 |
| <b>Offside</b>         |                  |            |         |       |
| 7                      | Damian           | 07/04/1997 | vs. DC  | L 2-3 |
| <b>Saves</b>           |                  |            |         |       |
| 12                     | Mark Dodd        | 09/19/1998 | at KC   | W 1-0 |
| <b>Shots Faced</b>     |                  |            |         |       |
| 15                     | Matt Jordan      | 09/04/1999 | at DC   | L 1-4 |
| <b>Goals Allowed</b>   |                  |            |         |       |
| 8                      | Mark Dodd        | 06/04/1998 | vs. LA  | L 1-8 |

FC DALLAS TEAM HIGH GAMES (1996-2010)

|                        |            |        |       |
|------------------------|------------|--------|-------|
| <b>Points</b>          |            |        |       |
| 18                     | 06/05/1999 | at MET | W 5-2 |
| 18                     | 09/12/2009 | at LA  | W 6-3 |
| <b>Goals</b>           |            |        |       |
| 6                      | 06/16/2001 | at COL | W 6-3 |
| 6                      | 08/01/2009 | vs. KC | W 6-0 |
| 6                      | 09/12/2009 | at LA  | W 6-3 |
| <b>Assists</b>         |            |        |       |
| 8                      | 06/05/1999 | at MET | W 5-2 |
| <b>Shots</b>           |            |        |       |
| 36                     | 08/19/1998 | at MIA | L 1-2 |
| <b>Shots on Goal</b>   |            |        |       |
| 16                     | 07/17/1996 | vs. LA | W 5-2 |
| 16                     | 09/07/1996 | vs. NE | L 0-2 |
| <b>Fouls Committed</b> |            |        |       |
| 33                     | 06/06/2001 | at TB  | W 1-0 |
| 33                     | 06/12/2005 | at CHI | L 0-2 |
| <b>Fouls Suffered</b>  |            |        |       |
| 36                     | 05/27/2000 | at DC  | L 2-3 |
| <b>Corner Kicks</b>    |            |        |       |
| 14                     | 08/04/2001 | at NE  | L 1-5 |
| <b>Offside</b>         |            |        |       |
| 13                     | 08/16/2003 | vs. KC | W 3-2 |
| <b>Saves</b>           |            |        |       |
| 12                     | 09/19/1998 | at KC  | W 1-0 |
| <b>Shots Faced</b>     |            |        |       |
| 15                     | 09/04/1999 | at DC  | L 1-4 |
| <b>Goals Allowed</b>   |            |        |       |
| 8                      | 06/04/1998 | vs. LA | L 1-8 |

|                        |            |         |       |
|------------------------|------------|---------|-------|
| <b>Points</b>          |            |         |       |
| 0                      | 96 times   |         |       |
| <b>Goals</b>           |            |         |       |
| 0                      | 96 times   |         |       |
| <b>Assists</b>         |            |         |       |
| 0                      | 146 times  |         |       |
| <b>Shots</b>           |            |         |       |
| 3                      | 07/04/1996 | vs. DC  | W 1-1 |
| 3                      | 06/21/2000 | at KC   | T 0-0 |
| <b>Shots on Goal</b>   |            |         |       |
| 0                      | 07/11/2009 | at COL  | L 0-1 |
| <b>Fouls Committed</b> |            |         |       |
| 2                      | 07/04/2009 | vs. NY  | W 2-1 |
| <b>Fouls Suffered</b>  |            |         |       |
| 3                      | 05/10/2003 | vs. KC  | L 1-3 |
| 3                      | 06/15/2008 | vs. CHI | W 1-0 |
| <b>Corner Kicks</b>    |            |         |       |
| 0                      | 03/18/2000 | vs. CHI | W 4-2 |
| 0                      | 09/06/2003 | at COL  | L 1-2 |
| 0                      | 07/15/2006 | at CHI  | W 3-2 |
| 0                      | 04/07/2007 | at RSL  | T 2-2 |
| 0                      | 04/12/2008 | vs. NY  | W 2-0 |
| 0                      | 05/18/2008 | vs. LA  | L 1-5 |
| 0                      | 07/27/2008 | vs. LA  | W 4-0 |
| 0                      | 09/13/2008 | at DC   | T 2-2 |
| 0                      | 04/19/2009 | vs. TOR | W 3-2 |
| 0                      | 08/06/2009 | vs. HOU | W 1-0 |
| <b>Offside</b>         |            |         |       |
| 0                      | 47 times   |         |       |
| <b>Saves</b>           |            |         |       |
| 0                      | 04/07/2001 | vs. TB  | L 2-4 |
| 0                      | 07/28/2004 | at CLB  | L 1-2 |
| 0                      | 05/06/2006 | at HOU  | L 3-4 |
| 0                      | 04/22/2007 | vs. COL | W 3-1 |
| 0                      | 05/17/2007 | at CHI  | W 2-1 |
| <b>Shots Faced</b>     |            |         |       |
| 1                      | 05/31/1998 | vs. MIA | W 2-0 |
| 1                      | 08/18/1999 | at COL  | W 3-0 |
| 1                      | 04/22/2007 | vs. COL | W 3-1 |
| 1                      | 05/17/2007 | at CHI  | W 2-1 |
| 1                      | 10/11/2007 | vs. CHV | T 0-0 |
| 1                      | 05/03/2008 | at SJ   | T 0-0 |
| 1                      | 08/01/2009 | vs. KC  | W 6-0 |
| 1                      | 08/06/2009 | vs. HOU | W 1-0 |
| <b>Goals Allowed</b>   |            |         |       |
| 0                      | 101 times  |         |       |



# FC Dallas Individual Highs

|                        |        |   |
|------------------------|--------|---|
| <b>GAMES PLAYED</b>    |        |   |
| Career:                | 247    | Jason Kreis                               |
| Season:                | 32     | Jason Kreis (1997)                        |
| Season:                | 32     | Jason Kreis (1999)                        |
| <b>MINUTES</b>         |        |   |
| Career:                | 20,290 | Jason Kreis                               |
| Season:                | 2,830  | Matt Jordan (2000)                        |
| <b>GOALS</b>           |        |   |
| Career:                | 91     | Jason Kreis                               |
| Season:                | 18     | Jason Kreis (1999)                        |
| Season:                | 18     | Kenny Cooper (2008)                       |
| Game:                  | 4      | Jeff Cunningham (08/01/2009 vs. KC)       |
| Half:                  | 3      | Jason Kreis (03/20/1999 vs. KC, 2d)       |
| Half:                  | 3      | Jeff Cunningham (08/01/2009 vs. KC, 2d)   |
| <b>ASSISTS</b>         |        |   |
| Career:                | 65     | Jason Kreis                               |
| Season:                | 15     | Jason Kreis (1999)                        |
| Game:                  | 3      | Antonio Martinez (08/11/2001 vs. MET)     |
| Game:                  | 3      | Antonio Martinez (05/18/2002 vs. COL)     |
| Half:                  | 2      | 27 times                                  |
| <b>SHOTS</b>           |        |   |
| Career:                | 686    | Jason Kreis                               |
| Season:                | 119    | Kenny Cooper (2008)                       |
| Game:                  | 10     | Ariel Graziani (06/02/2001 vs. MIA)       |
| Game:                  | 10     | Jason Kreis (06/30/2001 vs. LA)           |
| Game:                  | 10     | Kenny Cooper (07/04/2008 vs. KC)          |
| Half:                  | 7      | Ariel Graziani (06/02/2001 vs. MIA, 2d)   |
| Half:                  | 7      | Kenny Cooper (07/04/2008 vs. KC, 2d)      |
| <b>SHOTS ON GOAL</b>   |        |   |
| Career:                | 313    | Jason Kreis                               |
| Season:                | 60     | Kenny Cooper (2008)                       |
| Game:                  | 6      | Jason Kreis (05/27/2000 at DC)            |
| Game:                  | 6      | Bobby Rhine (06/02/2001 vs. MIA)          |
| Game:                  | 6      | Ronnie O'Brien (05/07/2005 at KC)         |
| Half:                  | 5      | Jason Kreis (05/31/1998 vs. MIA, 1st)     |
| Half:                  | 5      | Ronald Cerritos (09/05/2002 vs. MET, 1st) |
| <b>FOULS COMMITTED</b> |        |   |
| Career:                | 357    | Jason Kreis                               |
| Season:                | 83     | Juan Toja (2007)                          |
| Game:                  | 9      | Daniel Peinado (04/26/1997 at LA)         |
| Game:                  | 9      | Arturo Alvarez (05/28/2005 at DC)         |
| Game:                  | 9      | Juan Toja (07/04/2007 vs. CHV)            |
| Half:                  | 9      | Daniel Peinado (04/26/1997 at LA, 2d)     |
| <b>FOULS SUFFERED</b>  |        |   |
| Career:                | 365    | Oscar Pareja                              |
| Season:                | 84     | David Ferreira (2010)                     |
| Game:                  | 8      | Brian Haynes (08/14/1996 vs. CLB)         |
| Game:                  | 8      | Oscar Pareja (06/08/2002 vs. COL)         |
| Half:                  | 7      | Jason Kreis (07/10/1996 at MET, 2d)       |
| Half:                  | 7      | Lawrence Lozzano (08/22/1996 at SJ, 1st)  |
| Half:                  | 7      | Daniel Peinado (03/29/1997 vs. NE, 1st)   |
| <b>OFFSIDES</b>        |        |   |
| Career:                | 121    | Jason Kreis                               |
| Season:                | 42     | Damian (1997)                             |
| Half:                  | 6      | Gerell Elliott (08/25/1996 at LA, 2d)     |

|                      |       |                                      |
|----------------------|-------|--------------------------------------|
| <b>CORNER KICKS</b>  |       |                                      |
| Career:              | 300   | Jason Kreis                          |
| Season:              | 107   | Dave van den Bergh (2009)            |
| Game:                | 12    | Brad Davis (04/03/2004 vs. COL)      |
| Half:                | 9     | Jason Kreis (07/25/1998 at CLB, 2d)  |
| <b>CAUTIONS</b>      |       |                                      |
| Career:              | 38    | Oscar Pareja                         |
| Season:              | 14    | Leonel Alvarez (1996)                |
| Game:                | 1     | 859 times                            |
| Half:                | 1     | 855 times                            |
| <b>EJECTIONS</b>     |       |                                      |
| Career:              | 5     | Leonel Alvarez                       |
| Season:              | 2     | 6 times                              |
| Game:                | 1     | 62 times                             |
| Half:                | 1     | 61 times                             |
| <b>GAMES PLAYED</b>  |       |                                      |
| Career:              | 114   | Matt Jordan                          |
| Season:              | 31    | Mark Dodd (1996)                     |
| Season:              | 31    | Matt Jordan (2000)                   |
| <b>MINUTES</b>       |       |                                      |
| Career:              | 10358 | Matt Jordan                          |
| Season:              | 2830  | Matt Jordan (2000)                   |
| <b>WINS</b>          |       |                                      |
| Career:              | 52    | Matt Jordan                          |
| Season:              | 17    | Mark Dodd (1996)                     |
| Season:              | 17    | Matt Jordan (1999)                   |
| <b>LOSSES</b>        |       |                                      |
| Career:              | 46    | Matt Jordan                          |
| Season:              | 16    | Mark Dodd (1997)                     |
| <b>TIES</b>          |       |                                      |
| Career:              | 27    | Dario Sala                           |
| Season:              | 12    | Dario Sala (2008)                    |
| <b>SHUTOUTS</b>      |       |                                      |
| Career:              | 30    | Matt Jordan                          |
| Season:              | 11    | Matt Jordan (1999)                   |
| <b>GOALS ALLOWED</b> |       |                                      |
| Career:              | 174   | Matt Jordan                          |
| Season:              | 53    | Matt Jordan (2000)                   |
| Game:                | 8     | Mark Dodd (06/04/1998 vs. LA)        |
| Half:                | 5     | Mark Dodd (06/04/1998 vs. LA, 2d)    |
| <b>SAVES</b>         |       |                                      |
| Career:              | 495   | Mark Dodd                            |
| Season:              | 183   | Mark Dodd (1997)                     |
| Game:                | 12    | Mark Dodd (09/19/1998 at KC)         |
| Half:                | 8     | Mark Dodd (09/19/1996 vs. LA, 1st)   |
| Half:                | 8     | Mark Dodd (09/19/1998 at KC, 2d)     |
| Half:                | 8     | Matt Jordan (04/24/1999 vs. CLB, 2d) |

|                        |      |                         |
|------------------------|------|-------------------------|
| <b>GAMES PLAYED</b>    |      |                         |
| Season:                | 32   | 7 times                 |
| <b>MINUTES</b>         |      |                         |
| Season:                | 2920 | in 2000                 |
| <b>GOALS</b>           |      |                         |
| Season:                | 55   | in 1997                 |
| Game:                  | 6    | 06/16/2001 at COL       |
| Game:                  | 6    | 08/01/2009 vs. KC       |
| Game:                  | 6    | 09/12/2009 at LA        |
| Both Teams:            | 10   | 08/26/2000 vs. MET      |
| Half:                  | 4    | 7 times                 |
| <b>ASSISTS</b>         |      |                         |
| Season:                | 79   | in 2000                 |
| Game:                  | 8    | 06/05/1999 at MET       |
| Both Trams:            | 13   | 08/26/2000 vs. MET      |
| Half:                  | 6    | 05/12/2001 vs. CLB (2d) |
| <b>SHOTS</b>           |      |                         |
| Season:                | 460  | in 2005                 |
| Game:                  | 36   | 08/19/1998 at MIA       |
| Both Teams:            | 54   | 08/19/1998 at MIA       |
| Half:                  | 22   | 08/19/1998 at MIA (2d)  |
| <b>SHOTS ON GOAL</b>   |      |                         |
| Season:                | 230  | in 1997                 |
| Game:                  | 16   | 07/17/1996 vs. LA       |
| Game:                  | 16   | 09/07/1996 vs. NE       |
| Both Teams:            | 26   | 09/04/1999 at DC        |
| Half:                  | 10   | 09/22/1996 at LA (2d)   |
| <b>FOULS COMMITTED</b> |      |                         |
| Season:                | 588  | in 2000                 |
| Game:                  | 33   | 06/06/2001 at TB        |
| Game:                  | 33   | 06/12/2005 at CHI       |
| Both Teams:            | 57   | 05/27/2000 at DC        |
| Half:                  | 18   | 06/06/2001 at TB (2d)   |
| Half:                  | 18   | 08/16/2003 vs. KC (1st) |
| <b>FOULS SUFFERED</b>  |      |                         |
| Season:                | 521  | in 2000                 |
| Game:                  | 36   | 05/27/2000 at DC        |
| Both Teams:            | 56   | 05/27/2000 at DC        |
| Half:                  | 19   | 05/27/2000 at DC (2d)   |
| <b>OFFSIDES</b>        |      |                         |
| Season:                | 125  | in 1997                 |
| Game:                  | 13   | 08/16/2003 vs. KC       |
| Both Teams:            | 16   | 07/29/1998 vs. LA       |
| Both Teams:            | 16   | 08/16/2003 vs. KC       |
| Half:                  | 8    | 07/29/1998 vs. LA (2d)  |
| <b>CORNER KICKS</b>    |      |                         |
| Season:                | 182  | in 1998                 |
| Game:                  | 14   | 08/04/2001 at NE        |
| 2-Tms:                 | 20   | 07/25/1998 at CLB       |
| 2-Tms:                 | 20   | 08/04/2001 at NE        |
| Half:                  | 9    | 6 times                 |
| <b>CAUTIONS</b>        |      |                         |
| Season:                | 64   | in 2007                 |
| Game:                  | 8    | 07/21/2001 at CHI       |
| 2-Tms:                 | 13   | 04/06/2002 vs. DC       |
| Half:                  | 7    | 07/21/2001 at CHI (2d)  |

|                      |      |                         |
|----------------------|------|-------------------------|
| <b>EJECTIONS</b>     |      |                         |
| Season:              | 7    | in 2008                 |
| Game:                | 2    | 09/14/2002 vs. NE       |
| Game:                | 2    | 08/07/2004 vs. COL      |
| Game:                | 2    | 10/18/2008 at RSL       |
| 2-Tms:               | 2    | 22 times                |
| Half:                | 2    | 08/07/2004 vs. COL (2d) |
| <b>GAMES PLAYED</b>  |      |                         |
| Season:              | 32   | 7 times                 |
| <b>MINUTES</b>       |      |                         |
| Season:              | 2920 | in 2000                 |
| <b>WINS</b>          |      |                         |
| Season:              | 19   | in 1999                 |
| <b>LOSSES</b>        |      |                         |
| Season:              | 19   | in 2003                 |
| <b>TIES</b>          |      |                         |
| Season:              | 14   | in 2010                 |
| <b>SHUTOUTS</b>      |      |                         |
| Season:              | 12   | in 1999                 |
| <b>GOALS ALLOWED</b> |      |                         |
| Season:              | 64   | in 2003                 |
| Game:                | 8    | 06/04/1998 vs. LA       |
| Both Teams:          | 10   | 08/26/2000 vs. MET      |
| Half:                | 5    | 06/04/1998 vs. LA (2d)  |
| <b>SAVES</b>         |      |                         |
| Season:              | 196  | in 1997                 |
| Game:                | 12   | 09/19/1998 at KC        |
| Both Teams:          | 20   | 09/19/1996 vs. LA       |
| Half:                | 8    | 09/19/1996 vs. LA (1st) |
| Half:                | 8    | 09/19/1998 at KC (2d)   |
| Half:                | 8    | 04/24/1999 vs. CLB (2d) |





# FC Dallas Team Lows

## GAMES PLAYED

Season: 26 in 2001

## MINUTES

Season: 2412 in 2001

## GOALS

Season: 34 in 2004  
Game: 0 96 times  
2-Tms: 0 22 times  
Half: 0 420 times

## ASSISTS

Season: 32 in 2007  
Game: 0 147 times  
Both Teams: 0 47 times  
Half: 0 516 times

## SHOTS

Season: 332 in 2003  
Game: 3 07/04/1996 vs. DC  
Game: 3 06/21/2000 at KC  
Both Teams: 11 04/14/2001 at SJ  
Both Teams: 11 05/06/2006 at HOU  
Half: 0 04/28/1996 at TB (2d)  
Half: 0 08/30/2000 at CHI (1st)

## SHOTS ON GOAL

Season: 133 in 2003  
Game: 0 07/11/2009 at COL  
Both Teams: 3 09/11/2010 at SJ  
Half: 0 61 times

## FOULS COMMITTED

Season: 299 in 2009  
Game: 2 07/04/2009 vs. NY  
Both Teams: 10 07/27/2008 vs. LA  
Half: 0 07/07/1996 at DC (1st)

## FOULS SUFFERED

Season: 334 in 2001  
Game: 3 05/10/2003 vs. KC  
Game: 3 06/15/2008 vs. CHI  
Both Teams: 10 07/27/2008 vs. LA  
Half: 0 05/10/2003 vs. KC (2d)

## OFFSIDES

Season: 71 in 2004  
Game: 0 47 times  
Both Teams: 0 06/19/1999 at COL  
Both Teams: 0 05/12/2007 at KC  
Both Teams: 0 08/16/2008 at CLB  
Half: 0 241 times

## CORNER KICKS

Season: 112 in 2006  
Game: 0 10 times  
2-Tms: 2 09/04/2010 vs. TOR  
Half: 0 123 times

## CAUTIONS

Season: 44 in 1997  
Game: 0 64 times  
2-Tms: 0 19 times  
Half: 0 376 times

## EJECTIONS

Season: 2 in 2005  
Season: 2 in 2006  
Game: 0 397 times  
2-Tms: 0 353 times  
Half: 0 854 times

## GAMES PLAYED

Season: 26 in 2001

## MINUTES

Season: 2412 in 2001

## WINS

Season: 6 in 2003

## LOSSES

Season: 4 in 2010

## TIES

Season: 0 4 times

## SHUTOUTS

Season: 3 in 2002

## GOALS ALLOWED

Season: 28 in 2010  
Game: 0 101 times  
Both Teams: 0 22 times  
Half: 0 440 times

## SAVES

Season: 90 in 2010  
Game: 0 5 times  
Both Teams: 2 5 times  
Half: 0 126 times



## GAMES PLAYED

| PLAYER          | GP  |
|-----------------|-----|
| Jason Kreis     | 247 |
| Bobby Rhine     | 212 |
| Oscar Pareja    | 176 |
| Richard Farrer  | 158 |
| Ted Eck         | 156 |
| Jorge Rodriguez | 155 |
| Chad Deering    | 147 |
| Mark Santel     | 133 |
| Drew Moor       | 123 |
| Matt Jordan     | 114 |

## GAMES STARTED

| PLAYER          | GS  |
|-----------------|-----|
| Jason Kreis     | 227 |
| Oscar Pareja    | 144 |
| Richard Farrer  | 141 |
| Jorge Rodriguez | 140 |
| Bobby Rhine     | 136 |
| Chad Deering    | 132 |
| Ted Eck         | 116 |
| Matt Jordan     | 114 |
| Mark Santel     | 114 |
| Drew Moor       | 111 |

## MINUTES PLAYED

| PLAYER          | MIN   |
|-----------------|-------|
| Jason Kreis     | 20290 |
| Jorge Rodriguez | 12972 |
| Richard Farrer  | 12699 |
| Bobby Rhine     | 12622 |
| Oscar Pareja    | 12543 |
| Chad Deering    | 11917 |
| Matt Jordan     | 10358 |
| Ted Eck         | 10265 |
| Mark Santel     | 10240 |
| Drew Moor       | 10031 |

## GOALS

| PLAYER           | GP  | GOALS |
|------------------|-----|-------|
| Jason Kreis      | 247 | 91    |
| Kenny Cooper     | 90  | 40    |
| Jeff Cunningham  | 66  | 33    |
| Carlos Ruiz      | 68  | 31    |
| Ariel Graziani   | 57  | 30    |
| Jorge Rodriguez  | 155 | 25    |
| Eddie Johnson    | 84  | 24    |
| Dante Washington | 85  | 24    |
| Bobby Rhine      | 212 | 23    |
| David Ferreira   | 60  | 16    |

## ASSISTS

| PLAYER              | GP  | ASTS |
|---------------------|-----|------|
| Jason Kreis         | 247 | 65   |
| Oscar Pareja        | 176 | 47   |
| Ronnie O'Brien      | 101 | 35   |
| Bobby Rhine         | 212 | 34   |
| Chad Deering        | 147 | 30   |
| Antonio Martinez    | 68  | 23   |
| Mark Santel         | 133 | 22   |
| David Ferreira      | 60  | 20   |
| Jorge Rodriguez     | 155 | 18   |
| 4 players tied with | 17  |      |

## SHOTS

| PLAYER           | GP  | SHOTS |
|------------------|-----|-------|
| Jason Kreis      | 247 | 686   |
| Kenny Cooper     | 90  | 269   |
| Ronnie O'Brien   | 101 | 244   |
| Bobby Rhine      | 212 | 204   |
| Oscar Pareja     | 176 | 187   |
| Ariel Graziani   | 57  | 180   |
| Carlos Ruiz      | 68  | 176   |
| Chad Deering     | 147 | 167   |
| Dante Washington | 85  | 166   |
| Jorge Rodriguez  | 155 | 160   |

## SHOTS ON GOAL

| PLAYER           | GP  | SOG |
|------------------|-----|-----|
| Jason Kreis      | 247 | 313 |
| Kenny Cooper     | 90  | 135 |
| Ronnie O'Brien   | 101 | 106 |
| Ariel Graziani   | 57  | 97  |
| Bobby Rhine      | 212 | 95  |
| Dante Washington | 85  | 89  |
| Carlos Ruiz      | 68  | 84  |
| Jorge Rodriguez  | 155 | 78  |
| Gerell Elliott   | 65  | 77  |
| Jeff Cunningham  | 66  | 75  |
| Oscar Pareja     | 176 | 75  |

## FOULS COMMITTED

| PLAYER          | GP  | FC  |
|-----------------|-----|-----|
| Jason Kreis     | 247 | 357 |
| Oscar Pareja    | 176 | 328 |
| Chad Deering    | 147 | 239 |
| Simo Valakari   | 85  | 232 |
| Ted Eck         | 156 | 214 |
| Ronnie O'Brien  | 101 | 181 |
| Jorge Rodriguez | 155 | 181 |
| Bobby Rhine     | 212 | 179 |
| Eric Dade       | 111 | 163 |
| Carlos Ruiz     | 68  | 138 |

## FOULS SUFFERED

| PLAYER         | GP  | FS  |
|----------------|-----|-----|
| Oscar Pareja   | 176 | 365 |
| Jason Kreis    | 247 | 358 |
| Bobby Rhine    | 212 | 202 |
| Ted Eck        | 156 | 191 |
| Carlos Ruiz    | 68  | 160 |
| Kenny Cooper   | 90  | 149 |
| David Ferreira | 60  | 142 |
| Chad Deering   | 147 | 132 |
| Dax McCarty    | 93  | 127 |
| Ariel Graziani | 57  | 120 |

## CAUTIONS (YELLOW)

| PLAYER           | GP  | CAUT |
|------------------|-----|------|
| Oscar Pareja     | 176 | 38   |
| Jason Kreis      | 247 | 34   |
| Leonel Alvarez   | 70  | 29   |
| Chris Gbandi     | 111 | 29   |
| Chad Deering     | 147 | 28   |
| Bobby Rhine      | 212 | 27   |
| Jorge Rodriguez  | 155 | 22   |
| Simo Valakari    | 85  | 22   |
| Paul Broome      | 87  | 20   |
| Eric Dade        | 111 | 20   |
| Clarence Goodson | 74  | 20   |

# FC Dallas Individual Leaders - All-Time

## EJECTIONS (RED CARDS)

| PLAYER               | GP  | EJECT |
|----------------------|-----|-------|
| Leonel Alvarez       | 70  | 5     |
| Ted Eck              | 156 | 3     |
| Bobby Rhine          | 212 | 3     |
| Marcelo Saragosa     | 54  | 3     |
| 12 players tied with | 2   |       |

## CORNER KICKS

| PLAYER             | GP  | CK  |
|--------------------|-----|-----|
| Jason Kreis        | 247 | 300 |
| Chad Deering       | 147 | 203 |
| Brad Davis         | 55  | 150 |
| Ronnie O'Brien     | 101 | 119 |
| Antonio Martinez   | 68  | 115 |
| Dax McCarty        | 93  | 113 |
| Dave van den Bergh | 30  | 107 |
| David Ferreira     | 60  | 100 |
| Arturo Alvarez     | 86  | 96  |
| Ramon Nunez        | 67  | 90  |

## OFFSIDES

| PLAYER           | GP  | OFF |
|------------------|-----|-----|
| Jason Kreis      | 247 | 121 |
| Carlos Ruiz      | 68  | 91  |
| Ariel Graziani   | 57  | 86  |
| Kenny Cooper     | 90  | 81  |
| Jeff Cunningham  | 66  | 80  |
| Dante Washington | 85  | 65  |
| Bobby Rhine      | 212 | 64  |
| Eddie Johnson    | 84  | 61  |
| Damian           | 32  | 47  |
| Gerell Elliott   | 65  | 45  |
| Abe Thompson     | 69  | 45  |

## GAME-WINNING GOALS

| PLAYER           | GP  | GWG |
|------------------|-----|-----|
| Jason Kreis      | 247 | 28  |
| Kenny Cooper     | 90  | 13  |
| Jeff Cunningham  | 66  | 10  |
| Eddie Johnson    | 84  | 10  |
| Jorge Rodriguez  | 155 | 9   |
| Ariel Graziani   | 57  | 6   |
| Bobby Rhine      | 212 | 6   |
| Dante Washington | 85  | 6   |
| Ramon Nunez      | 67  | 5   |
| Carlos Ruiz      | 68  | 5   |

## GAME-WINNING ASSISTS

| PLAYER         | GP  | GWA |
|----------------|-----|-----|
| Jason Kreis    | 247 | 19  |
| Oscar Pareja   | 176 | 19  |
| Ronnie O'Brien | 101 | 9   |
| Bobby Rhine    | 212 | 9   |
| Ted Eck        | 156 | 8   |
| David Ferreira | 60  | 8   |
| Mark Santel    | 133 | 8   |
| Leonel Alvarez | 70  | 7   |
| Dax McCarty    | 93  | 7   |
| Chad Deering   | 147 | 6   |

## HAT TRICKS

| PLAYER           | GP  | HATS |
|------------------|-----|------|
| Jeff Cunningham  | 66  | 1    |
| Jason Kreis      | 247 | 1    |
| Bobby Rhine      | 212 | 1    |
| Dante Washington | 85  | 1    |

## MULTI-GOAL GAMES

| PLAYER          | GP  | GAMES |
|-----------------|-----|-------|
| Jason Kreis     | 247 | 10    |
| Jeff Cunningham | 66  | 7     |
| Kenny Cooper    | 90  | 5     |

|                  |     |   |
|------------------|-----|---|
| Ariel Graziani   | 57  | 5 |
| Carlos Ruiz      | 68  | 5 |
| Dante Washington | 85  | 4 |
| Eddie Johnson    | 84  | 3 |
| Roberto Mina     | 37  | 2 |
| Ramon Nunez      | 67  | 2 |
| Bobby Rhine      | 212 | 2 |
| Jorge Rodriguez  | 155 | 2 |

## PENALTY-KICK GOALS

| PLAYER              | GP  | PKG |
|---------------------|-----|-----|
| Kenny Cooper        | 90  | 7   |
| Jorge Rodriguez     | 155 | 7   |
| Jason Kreis         | 247 | 6   |
| Damian              | 32  | 5   |
| Jeff Cunningham     | 66  | 5   |
| David Ferreira      | 60  | 4   |
| Carlos Ruiz         | 68  | 4   |
| Brad Davis          | 55  | 2   |
| Abe Thompson        | 69  | 2   |
| 9 players tied with | 1   |     |

## GOALS PER GAME

| PLAYER           | GP       | GOALS | AVG  |
|------------------|----------|-------|------|
| Ariel Graziani   | 57       | 30    | 0.53 |
| Jeff Cunningham  | 66       | 33    | 0.50 |
| Carlos Ruiz      | 68       | 31    | 0.46 |
| Kenny Cooper     | 90       | 40    | 0.44 |
| Jason Kreis      | 247      | 91    | 0.37 |
| Eddie Johnson    | 84       | 24    | 0.29 |
| Dante Washington | 85       | 24    | 0.28 |
| Jorge Rodriguez  | 155      | 25    | 0.16 |
| Bobby Rhine      | 212      | 23    | 0.11 |
| Minimum:         | 20 goals |       |      |

## ASSISTS PER GAME

| PLAYER           | GP         | ASTS | AVG  |
|------------------|------------|------|------|
| Ronnie O'Brien   | 101        | 35   | 0.35 |
| Antonio Martinez | 68         | 23   | 0.34 |
| David Ferreira   | 60         | 20   | 0.33 |
| Oscar Pareja     | 176        | 47   | 0.27 |
| Jason Kreis      | 247        | 65   | 0.26 |
| Chad Deering     | 147        | 30   | 0.20 |
| Mark Santel      | 133        | 22   | 0.17 |
| Bobby Rhine      | 212        | 34   | 0.16 |
| Minimum:         | 20 assists |      |      |

## GOALS PER 90 MIN.

| PLAYER           | MIN      | GOALS | AVG  |
|------------------|----------|-------|------|
| Jeff Cunningham  | 4333     | 33    | 0.69 |
| Ariel Graziani   | 5038     | 30    | 0.54 |
| Carlos Ruiz      | 5384     | 31    | 0.52 |
| Kenny Cooper     | 7474     | 40    | 0.48 |
| Dante Washington | 5260     | 24    | 0.41 |
| Eddie Johnson    | 5303     | 24    | 0.41 |
| Jason Kreis      | 20290    | 91    | 0.40 |
| Jorge Rodriguez  | 12972    | 25    | 0.17 |
| Bobby Rhine      | 12622    | 23    | 0.16 |
| Minimum:         | 20 goals |       |      |

## ASSISTS PER 90 MIN.

| PLAYER           | MIN        | ASTS | AVG  |
|------------------|------------|------|------|
| Antonio Martinez | 3880       | 23   | 0.53 |
| Ronnie O'Brien   | 8247       | 35   | 0.38 |
| Oscar Pareja     | 12543      | 47   | 0.34 |
| David Ferreira   | 5391       | 20   | 0.33 |
| Jason Kreis      | 20290      | 65   | 0.29 |
| Bobby Rhine      | 12622      | 34   | 0.24 |
| Chad Deering     | 11917      | 30   | 0.23 |
| Mark Santel      | 10240      | 22   | 0.19 |
| Minimum:         | 20 assists |      |      |

## SCORING PCT.

| PLAYER           | GP       | SHOTS | GOALS | PCT  |
|------------------|----------|-------|-------|------|
| Jeff Cunningham  | 66       | 153   | 33    | 21.6 |
| Carlos Ruiz      | 68       | 176   | 31    | 17.6 |
| Ariel Graziani   | 57       | 180   | 30    | 16.7 |
| Jorge Rodriguez  | 155      | 160   | 25    | 15.6 |
| Eddie Johnson    | 84       | 157   | 24    | 15.3 |
| Kenny Cooper     | 90       | 269   | 40    | 14.9 |
| Dante Washington | 85       | 166   | 24    | 14.5 |
| Jason Kreis      | 247      | 686   | 91    | 13.3 |
| Bobby Rhine      | 212      | 204   | 23    | 11.3 |
| Minimum:         | 20 goals |       |       |      |

## SHOTS ON GOAL PCT.

| PLAYER           | GP               | SHOTS | SOG | PCT  |
|------------------|------------------|-------|-----|------|
| Gerell Elliott   | 65               | 119   | 77  | 64.7 |
| Ariel Graziani   | 57               | 180   | 97  | 53.9 |
| Dante Washington | 85               | 166   | 89  | 53.6 |
| Kenny Cooper     | 90               | 269   | 135 | 50.2 |
| Jeff Cunningham  | 66               | 153   | 75  | 49.0 |
| Jorge Rodriguez  | 155              | 160   | 78  | 48.8 |
| Carlos Ruiz      | 68               | 176   | 84  | 47.7 |
| Bobby Rhine      | 212              | 204   | 95  | 46.6 |
| Jason Kreis      | 247              | 686   | 313 | 45.6 |
| Ronnie O'Brien   | 101              | 244   | 106 | 43.4 |
| Minimum:         | 75 shots on goal |       |     |      |

## GAMES PLAYED IN GOAL

| PLAYER         | GP  |
|----------------|-----|
| Matt Jordan    | 114 |
| Dario Sala     | 100 |
| Mark Dodd      | 92  |
| Scott Garlick  | 40  |
| Jeff Cassar    | 33  |
| Ray Burse      | 25  |
| D.J. Countess  | 25  |
| Kevin Hartman  | 20  |
| Shaka Hislop   | 10  |
| Garth Lagerwey | 10  |

## GAMES STARTED IN GOAL

| PLAYER         | GS  |
|----------------|-----|
| Matt Jordan    | 114 |
| Dario Sala     | 99  |
| Mark Dodd      | 88  |
| Scott Garlick  | 38  |
| Jeff Cassar    | 30  |
| D.J. Countess  | 25  |
| Ray Burse      | 24  |
| Kevin Hartman  | 20  |
| Shaka Hislop   | 10  |
| Garth Lagerwey | 9   |

## MINUTES PLAYED IN GOAL

| PLAYER         | MIN   |
|----------------|-------|
| Matt Jordan    | 10358 |
| Dario Sala     | 8845  |
| Mark Dodd      | 7977  |
| Scott Garlick  | 3525  |
| Jeff Cassar    | 2676  |
| D.J. Countess  | 2293  |
| Ray Burse      | 2223  |
| Kevin Hartman  | 1755  |
| Shaka Hislop   | 900   |
| Garth Lagerwey | 810   |

## GOALS AGAINST AVG.

| PLAYER      | GP                  | MIN    | SHTS | SVS | GA  | GAA  | SHO |
|-------------|---------------------|--------|------|-----|-----|------|-----|
| Dario Sala  | 100                 | 8,845  | 464  | 328 | 136 | 1.38 | 23  |
| Matt Jordan | 114                 | 10,358 | 632  | 458 | 174 | 1.51 | 30  |
| Mark Dodd   | 92                  | 7977   | 634  | 495 | 139 | 1.57 | 16  |
| Minimum:    | 4000 minutes played |        |      |     |     |      |     |

## WINNING PCT.

| PLAYER      | GP      | WON | LOST | TIED | PCT  |
|-------------|---------|-----|------|------|------|
| Dario Sala  | 100     | 39  | 33   | 27   | .530 |
| Matt Jordan | 114     | 52  | 46   | 15   | .527 |
| Mark Dodd   | 92      | 44  | 45   | 0    | .494 |
| Minimum:    | 20 wins |     |      |      |      |

## WINS

| PLAYER         | GP  | WON |
|----------------|-----|-----|
| Matt Jordan    | 114 | 52  |
| Mark Dodd      | 92  | 44  |
| Dario Sala     | 100 | 39  |
| Scott Garlick  | 40  | 16  |
| Kevin Hartman  | 20  | 10  |
| Jeff Cassar    | 33  | 8   |
| Ray Burse      | 25  | 7   |
| Garth Lagerwey | 10  | 6   |
| D.J. Countess  | 25  | 5   |
| Shaka Hislop   | 10  | 4   |

## LOSSES

| PLAYER         | GP  | LOST |
|----------------|-----|------|
| Matt Jordan    | 114 | 46   |
| Mark Dodd      | 92  | 45   |
| Dario Sala     | 100 | 33   |
| Jeff Cassar    | 33  | 15   |
| D.J. Countess  | 25  | 15   |
| Scott Garlick  | 40  | 14   |
| Ray Burse      | 25  | 12   |
| Shaka Hislop   | 10  | 5    |
| Garth Lagerwey | 10  | 3    |
| Kevin Hartman  | 20  | 1    |

## SAVES

| PLAYER         | GP  | SVS |
|----------------|-----|-----|
| Mark Dodd      | 92  | 495 |
| Matt Jordan    | 114 | 458 |
| Dario Sala     | 100 | 328 |
| Scott Garlick  | 40  | 150 |
| D.J. Countess  | 25  | 121 |
| Jeff Cassar    | 33  | 110 |
| Ray Burse      | 25  | 97  |
| Kevin Hartman  | 20  | 56  |
| Garth Lagerwey | 10  | 41  |
| Shaka Hislop   | 10  | 36  |

## SHUTOUTS

| PLAYER         | GP  | SHO |
|----------------|-----|-----|
| Matt Jordan    | 114 | 30  |
| Dario Sala     | 100 | 23  |
| Mark Dodd      | 92  | 16  |
| Scott Garlick  | 40  | 10  |
| Kevin Hartman  | 20  | 9   |
| Jeff Cassar    | 33  | 6   |
| Ray Burse      | 25  | 3   |
| D.J. Countess  | 25  | 2   |
| Garth Lagerwey | 10  | 1   |

## SAVES PERCENTAGE

| PLAYER        | GP        | SAVES | SOG | PCT  |
|---------------|-----------|-------|-----|------|
| Scott Garlick | 40        | 150   | 207 | 72.5 |
| Mark Dodd     | 92        | 495   | 686 | 72.2 |
| Dario Sala    | 100       | 328   | 472 | 69.5 |
| Matt Jordan   | 114       | 458   | 660 | 69.4 |
| Minimum:      | 150 saves |       |     |      |



# FC Dallas Age-Related Milestones

## YOUNGEST PLAYER TO...

|                             |               |                   |           |                       |
|-----------------------------|---------------|-------------------|-----------|-----------------------|
| Play in a game              | Eddie Johnson | 17 yrs., 42 days  | 3/31/1984 | 05/12/2001 DAL vs CLB |
| Start a game                | Eddie Johnson | 17 yrs., 126 days | 3/31/1984 | 08/04/2001 DAL at NE  |
| Play a complete game        | Joselito Vaca | 18 yrs., 238 days | 8/12/1982 | 04/07/2001 DAL vs TB  |
| Score a goal                | Eddie Johnson | 17 yrs., 95 days  | 3/31/1984 | 07/04/2001 DAL vs NE  |
| Record an assist            | Eddie Johnson | 18 yrs., 172 days | 3/31/1984 | 09/19/2002 DAL at DC  |
| Score two goals in a game   | Brek Shea     | 20 yrs., 97 days  | 2/28/1990 | 06/05/2010 DAL vs SJ  |
| Score three goals in a game | Bobby Rhine   | 26 yrs., 51 days  | 4/18/1976 | 06/08/2002 DAL vs COL |
| Play a game as GK           | D.J. Countess | 20 yrs., 178 days | 1/09/1982 | 07/06/2002 DAL at KC  |
| Start a game as GK          | D.J. Countess | 20 yrs., 178 days | 1/09/1982 | 07/06/2002 DAL at KC  |
| Play a CG as GK             | D.J. Countess | 20 yrs., 178 days | 1/09/1982 | 07/06/2002 DAL at KC  |
| Record a shutout            | D.J. Countess | 21 yrs., 114 days | 1/09/1982 | 05/03/2003 DAL at DC  |
| Record a win                | D.J. Countess | 21 yrs., 142 days | 1/09/1982 | 05/31/2003 DAL vs DC  |

## OLDEST PLAYER TO...

|                             |                 |                   |           |                       |
|-----------------------------|-----------------|-------------------|-----------|-----------------------|
| Play in a game              | Hugo Sanchez    | 38 yrs., 73 days  | 7/11/1958 | 09/22/1996 DAL at LA  |
| Start a game                | Hugo Sanchez    | 38 yrs., 73 days  | 7/11/1958 | 09/22/1996 DAL at LA  |
| Play a complete game        | Hugo Sanchez    | 38 yrs., 70 days  | 7/11/1958 | 09/19/1996 DAL vs LA  |
| Score a goal                | Hugo Sanchez    | 38 yrs., 70 days  | 7/11/1958 | 09/19/1996 DAL vs LA  |
| Record an assist            | Hugo Sanchez    | 38 yrs., 16 days  | 7/11/1958 | 07/27/1996 DAL vs COL |
| Score two goals in a game   | Jeff Cunningham | 33 yrs., 352 days | 8/21/1976 | 08/08/2010 DAL vs PHI |
| Score three goals in a game | Jeff Cunningham | 32 yrs., 345 days | 8/21/1976 | 08/01/2009 DAL vs KC  |
| Play a game as GK           | Shaka Hislop    | 38 yrs., 66 days  | 2/22/1969 | 04/29/2007 DAL vs NE  |
| Start a game as GK          | Shaka Hislop    | 38 yrs., 66 days  | 2/22/1969 | 04/29/2007 DAL vs NE  |
| Play a CG as GK             | Shaka Hislop    | 38 yrs., 66 days  | 2/22/1969 | 04/29/2007 DAL vs NE  |
| Record a shutout            | Kevin Hartman   | 36 yrs., 109 days | 5/25/1974 | 09/11/2010 DAL at SJ  |
| Record a win                | Shaka Hislop    | 38 yrs., 59 days  | 2/22/1969 | 04/22/2007 DAL vs COL |



# FC Dallas Individual Postseason Records

## FC Dallas Individual Postseason High Games

|                        |                  |                    |       |
|------------------------|------------------|--------------------|-------|
| <b>Points</b>          |                  |                    |       |
| 4                      | Dante Washington | 10/08/1997 vs. LA  | W 3-0 |
| 4                      | Ariel Graziani   | 11/07/1999 vs. LA  | W 2-2 |
| 4                      | Carlos Ruiz      | 10/29/2005 vs. COL | T 2-2 |
| <b>Goals</b>           |                  |                    |       |
| 2                      | Dante Washington | 10/08/1997 vs. LA  | W 3-0 |
| 2                      | Ariel Graziani   | 11/07/1999 vs. LA  | W 2-2 |
| 2                      | Carlos Ruiz      | 10/29/2005 vs. COL | T 2-2 |
| <b>Assists</b>         |                  |                    |       |
| 2                      | Oscar Pareja     | 10/16/1999 vs. CHI | W 2-1 |
| 2                      | Mark Santel      | 11/07/1999 vs. LA  | W 2-2 |
| 2                      | Oscar Pareja     | 09/25/2002 vs. COL | W 4-2 |
| 2                      | Greg Vanney      | 10/28/2006 vs. COL | L 2-3 |
| <b>Shots</b>           |                  |                    |       |
| 11                     | Carlos Ruiz      | 10/29/2005 vs. COL | T 2-2 |
| <b>Shots on Goal</b>   |                  |                    |       |
| 4                      | Ariel Graziani   | 11/07/1999 vs. LA  | W 2-2 |
| 4                      | Ramon Nunez      | 10/29/2005 vs. COL | T 2-2 |
| <b>Fouls Committed</b> |                  |                    |       |
| 6                      | Ted Eck          | 10/23/1999 at CHI  | L 0-4 |
| 6                      | Ariel Graziani   | 09/20/2001 at CHI  | L 0-2 |
| 6                      | Oscar Pareja     | 09/23/2001 vs. CHI | T 1-1 |
| <b>Fouls Suffered</b>  |                  |                    |       |
| 8                      | Oscar Pareja     | 09/20/2001 at CHI  | L 0-2 |
| <b>Corner Kicks</b>    |                  |                    |       |
| 7                      | David Ferreira   | 10/30/2010 vs. RSL | W 2-1 |
| <b>Offside</b>         |                  |                    |       |
| 6                      | Carlos Ruiz      | 10/29/2005 vs. COL | T 2-2 |
| <b>Saves</b>           |                  |                    |       |
| 12                     | Mark Dodd        | 09/26/1996 at KC   | L 2-3 |
| <b>Shots Faced</b>     |                  |                    |       |
| 15                     | Mark Dodd        | 09/26/1996 at KC   | L 2-3 |
| <b>Goals Allowed</b>   |                  |                    |       |
| 6                      | Mark Dodd        | 10/01/1998 at LA   | L 1-6 |

## FC Dallas Team Postseason High Games

|                        |            |         |       |
|------------------------|------------|---------|-------|
| <b>Points</b>          |            |         |       |
| 14                     | 09/25/2002 | vs. COL | W 4-2 |
| <b>Goals</b>           |            |         |       |
| 4                      | 09/25/2002 | vs. COL | W 4-2 |
| <b>Assists</b>         |            |         |       |
| 6                      | 09/25/2002 | vs. COL | W 4-2 |
| <b>Shots</b>           |            |         |       |
| 37                     | 10/29/2005 | vs. COL | T 2-2 |
| <b>Shots on Goal</b>   |            |         |       |
| 14                     | 10/29/2005 | vs. COL | T 2-2 |
| <b>Fouls Committed</b> |            |         |       |
| 32                     | 09/23/2001 | vs. CHI | T 1-1 |
| <b>Fouls Suffered</b>  |            |         |       |
| 27                     | 10/28/2006 | vs. COL | L 2-3 |
| <b>Corner Kicks</b>    |            |         |       |
| 10                     | 11/11/1999 | at LA   | L 1-3 |
| 10                     | 10/29/2005 | vs. COL | T 2-2 |
| <b>Offside</b>         |            |         |       |
| 9                      | 10/12/1997 | vs. COL | L 0-1 |
| <b>Saves</b>           |            |         |       |
| 12                     | 09/26/1996 | at KC   | L 2-3 |
| <b>Shots Faced</b>     |            |         |       |
| 15                     | 09/26/1996 | at KC   | L 2-3 |
| <b>Goals Allowed</b>   |            |         |       |
| 6                      | 10/01/1998 | at LA   | L 1-6 |

| Points |            |               |
|--------|------------|---------------|
| 0      | 10/05/1997 | at LA W 0-0   |
| 0      | 10/12/1997 | vs. COL L 0-1 |
| 0      | 10/23/1999 | at CHI L 0-4  |
| 0      | 09/20/2001 | at CHI L 0-2  |
| 0      | 09/29/2001 | at CHI L 0-2  |
| 0      | 09/28/2002 | at COL L 0-1  |
| 0      | 10/22/2005 | at COL T 0-0  |

| Goals |            |               |
|-------|------------|---------------|
| 0     | 10/05/1997 | at LA W 0-0   |
| 0     | 10/12/1997 | vs. COL L 0-1 |
| 0     | 10/23/1999 | at CHI L 0-4  |
| 0     | 09/20/2001 | at CHI L 0-2  |
| 0     | 09/29/2001 | at CHI L 0-2  |
| 0     | 09/28/2002 | at COL L 0-1  |
| 0     | 10/22/2005 | at COL T 0-0  |

| Assists |            |               |
|---------|------------|---------------|
| 0       | 10/05/1997 | at LA W 0-0   |
| 0       | 10/12/1997 | vs. COL L 0-1 |
| 0       | 10/01/1998 | at LA L 1-6   |
| 0       | 10/23/1999 | at CHI L 0-4  |
| 0       | 11/11/1999 | at LA L 1-3   |
| 0       | 09/20/2000 | vs. MET L 1-2 |
| 0       | 09/20/2001 | at CHI L 0-2  |
| 0       | 09/29/2001 | at CHI L 0-2  |
| 0       | 09/28/2002 | at COL L 0-1  |
| 0       | 10/22/2005 | at COL T 0-0  |
| 0       | 10/27/2007 | vs. HOU W 1-0 |

| Shots |            |              |
|-------|------------|--------------|
| 4     | 10/02/1996 | vs. KC L 2-2 |

| Shots on Goal |            |              |
|---------------|------------|--------------|
| 1             | 10/05/1997 | at LA W 0-0  |
| 1             | 10/23/1999 | at CHI L 0-4 |

| Fouls Committed |            |              |
|-----------------|------------|--------------|
| 9               | 10/22/2005 | at COL T 0-0 |

| Fouls Suffered |            |               |
|----------------|------------|---------------|
| 8              | 10/27/2007 | vs. HOU W 1-0 |

| Corner Kicks |            |               |
|--------------|------------|---------------|
| 0            | 10/05/1997 | at LA W 0-0   |
| 0            | 10/27/2007 | vs. HOU W 1-0 |

| Offside |            |               |
|---------|------------|---------------|
| 0       | 10/23/1999 | at CHI L 0-4  |
| 0       | 11/11/1999 | at LA L 1-3   |
| 0       | 10/27/2007 | vs. HOU W 1-0 |

| Saves |            |               |
|-------|------------|---------------|
| 1     | 10/08/1997 | vs. LA W 3-0  |
| 1     | 10/16/1999 | vs. CHI W 2-1 |

| Shots Faced |            |               |
|-------------|------------|---------------|
| 2           | 10/08/1997 | vs. LA W 3-0  |
| 2           | 10/16/1999 | vs. CHI W 2-1 |

| Goals Allowed |            |               |
|---------------|------------|---------------|
| 0             | 10/05/1997 | at LA W 0-0   |
| 0             | 10/08/1997 | vs. LA W 3-0  |
| 0             | 10/22/2005 | at COL T 0-0  |
| 0             | 10/27/2007 | vs. HOU W 1-0 |
| 0             | 11/14/2010 | at LA W 3-0   |



FC DALLAS INDIVIDUAL SINGLE-SEASON LEADERS

| GAMES PLAYED         |             |    |
|----------------------|-------------|----|
| YEAR                 | PLAYER      | GP |
| 1997                 | Jason Kreis | 32 |
| 1999                 | Jason Kreis | 32 |
| 14 players tied with |             | 31 |

| GAMES STARTED |                  |    |
|---------------|------------------|----|
| YEAR          | PLAYER           | GS |
| 1999          | Jason Kreis      | 32 |
| 1996          | Mark Dodd        | 31 |
| 1996          | Richard Farrer   | 31 |
| 1996          | Lawrence Lozzano | 31 |
| 1996          | Diego Sonora     | 31 |
| 1999          | Brandon Pollard  | 31 |
| 2000          | Matt Jordan      | 31 |

| MINUTES PLAYED |                 |      |
|----------------|-----------------|------|
| YEAR           | PLAYER          | MIN  |
| 2000           | Matt Jordan     | 2830 |
| 1999           | Jason Kreis     | 2815 |
| 1999           | Brandon Pollard | 2790 |
| 1996           | Mark Dodd       | 2776 |
| 1996           | Richard Farrer  | 2758 |

| GOALS |                 |    |       |
|-------|-----------------|----|-------|
| YEAR  | PLAYER          | GP | GOALS |
| 1999  | Jason Kreis     | 32 | 18    |
| 2008  | Kenny Cooper    | 30 | 18    |
| 2009  | Jeff Cunningham | 28 | 17    |
| 2000  | Ariel Graziani  | 24 | 15    |
| 1996  | Jason Kreis     | 31 | 13    |
| 2002  | Jason Kreis     | 27 | 13    |
| 2006  | Carlos Ruiz     | 27 | 13    |

| ASSISTS |                |    |      |
|---------|----------------|----|------|
| YEAR    | PLAYER         | GP | ASTS |
| 1999    | Jason Kreis    | 32 | 15   |
| 2000    | Jason Kreis    | 27 | 13   |
| 2010    | David Ferreira | 30 | 13   |
| 2001    | Oscar Pareja   | 24 | 12   |
| 2005    | Ronnie O'Brien | 28 | 12   |

| SHOTS |                |    |       |
|-------|----------------|----|-------|
| YEAR  | PLAYER         | GP | SHOTS |
| 2008  | Kenny Cooper   | 30 | 119   |
| 1999  | Jason Kreis    | 32 | 114   |
| 1998  | Jason Kreis    | 30 | 97    |
| 1996  | Jason Kreis    | 31 | 90    |
| 2001  | Ariel Graziani | 25 | 83    |
| 2005  | Ronnie O'Brien | 28 | 83    |

| SHOTS ON GOAL |                |    |     |
|---------------|----------------|----|-----|
| YEAR          | PLAYER         | GP | SOG |
| 2008          | Kenny Cooper   | 30 | 60  |
| 1999          | Jason Kreis    | 32 | 57  |
| 2000          | Ariel Graziani | 24 | 45  |
| 1996          | Jason Kreis    | 31 | 41  |
| 2000          | Jason Kreis    | 27 | 41  |

| FOULS COMMITTED |               |    |    |
|-----------------|---------------|----|----|
| YEAR            | PLAYER        | GP | FC |
| 2007            | Juan Toja     | 27 | 83 |
| 2006            | Simo Valakari | 31 | 81 |
| 2005            | Simo Valakari | 28 | 78 |
| 2004            | Simo Valakari | 26 | 73 |
| 2002            | Oscar Pareja  | 24 | 64 |

| FOULS SUFFERED |                |    |    |
|----------------|----------------|----|----|
| YEAR           | PLAYER         | GP | FS |
| 2010           | David Ferreira | 30 | 84 |
| 2000           | Oscar Pareja   | 29 | 77 |
| 2006           | Carlos Ruiz    | 27 | 72 |
| 2000           | Ariel Graziani | 24 | 62 |
| 1997           | Damian         | 19 | 61 |

| CAUTIONS (YELLOWS) |                   |    |      |
|--------------------|-------------------|----|------|
| YEAR               | PLAYER            | GP | CAUT |
| 1996               | Leonel Alvarez    | 22 | 14   |
| 1998               | Leonel Alvarez    | 27 | 12   |
| 2000               | Ricardo Iribarren | 22 | 10   |
| 2003               | Oscar Pareja      | 24 | 9    |
| 2005               | Clarence Goodson  | 29 | 9    |
| 2007               | Carlos Ruiz       | 22 | 9    |

| EJECTIONS (RED CARDS) |                 |    |       |
|-----------------------|-----------------|----|-------|
| YEAR                  | PLAYER          | GP | EJECT |
| 1996                  | Leonel Alvarez  | 22 | 2     |
| 1997                  | Damian          | 19 | 2     |
| 1998                  | Leonel Alvarez  | 27 | 2     |
| 2000                  | Sergi Daniv     | 18 | 2     |
| 2004                  | Simo Valakari   | 26 | 2     |
| 2008                  | Pablo Ricchetti | 27 | 2     |

| CORNER KICKS |                    |    |     |
|--------------|--------------------|----|-----|
| YEAR         | PLAYER             | GP | CK  |
| 2009         | Dave van den Bergh | 30 | 107 |
| 2010         | David Ferreira     | 30 | 99  |
| 2004         | Brad Davis         | 29 | 91  |
| 1999         | Jason Kreis        | 32 | 79  |
| 1998         | Jason Kreis        | 30 | 68  |

| OFFSIDES |                |    |     |
|----------|----------------|----|-----|
| YEAR     | PLAYER         | GP | OFF |
| 1997     | Damian         | 19 | 42  |
| 2008     | Kenny Cooper   | 30 | 39  |
| 2000     | Ariel Graziani | 24 | 37  |
| 2001     | Ariel Graziani | 25 | 37  |
| 2005     | Carlos Ruiz    | 19 | 36  |

| GAME-WINNING GOALS |                 |    |     |
|--------------------|-----------------|----|-----|
| YEAR               | PLAYER          | GP | GWG |
| 2004               | Eddie Johnson   | 26 | 7   |
| 2009               | Jeff Cunningham | 28 | 7   |
| 1998               | Jason Kreis     | 30 | 6   |
| 1999               | Jason Kreis     | 32 | 6   |
| 2006               | Kenny Cooper    | 31 | 6   |



# Year-by-Year Records

## GAME-WINNING ASSISTS

| YEAR                | PLAYER         | GP | GWA |
|---------------------|----------------|----|-----|
| 1999                | Jason Kreis    | 32 | 7   |
| 2010                | David Ferreira | 30 | 5   |
| 9 players tied with |                | 4  |     |

## PENALTY-KICK GOALS

| YEAR | PLAYER          | GP | PKG |
|------|-----------------|----|-----|
| 1997 | Damian          | 19 | 4   |
| 1997 | Jason Kreis     | 32 | 4   |
| 2008 | Kenny Cooper    | 30 | 4   |
| 2010 | Jeff Cunningham | 27 | 4   |
| 2010 | David Ferreira  | 30 | 4   |

## GOALS PER GAME

| YEAR     | PLAYER          | GP      | GOALS | AVG  |
|----------|-----------------|---------|-------|------|
| 2000     | Ariel Graziani  | 24      | 15    | 0.63 |
| 2009     | Jeff Cunningham | 28      | 17    | 0.61 |
| 2008     | Kenny Cooper    | 30      | 18    | 0.60 |
| 1997     | Damian          | 19      | 11    | 0.58 |
| 2005     | Carlos Ruiz     | 19      | 11    | 0.58 |
| Minimum: |                 | 5 goals |       |      |

## ASSISTS PER GAME

| YEAR     | PLAYER           | GP        | ASTS | AVG  |
|----------|------------------|-----------|------|------|
| 2001     | Antonio Martinez | 17        | 9    | 0.53 |
| 2001     | Oscar Pareja     | 24        | 12   | 0.50 |
| 2000     | Jason Kreis      | 27        | 13   | 0.48 |
| 1999     | Jason Kreis      | 32        | 15   | 0.47 |
| 2010     | David Ferreira   | 30        | 13   | 0.43 |
| Minimum: |                  | 5 assists |      |      |

## SCORING PCT.

| YEAR     | PLAYER           | GP      | SHOTS | GOALS | PCT  |
|----------|------------------|---------|-------|-------|------|
| 2007     | Abe Thompson     | 24      | 19    | 5     | 26.3 |
| 2006     | Carlos Ruiz      | 27      | 54    | 13    | 24.1 |
| 2009     | Jeff Cunningham  | 28      | 71    | 17    | 23.9 |
| 2010     | Milton Rodriguez | 13      | 23    | 5     | 21.7 |
| 2008     | Jeff Cunningham  | 11      | 24    | 5     | 20.8 |
| Minimum: |                  | 5 goals |       |       |      |

## SHOTS ON GOAL PCT.

| YEAR     | PLAYER          | GP               | SHOTS | SOG | PCT  |
|----------|-----------------|------------------|-------|-----|------|
| 1997     | Gerrell Elliott | 28               | 45    | 34  | 75.6 |
| 2001     | Bobby Rhine     | 18               | 37    | 24  | 64.9 |
| 2002     | Ronald Cerritos | 23               | 40    | 25  | 62.5 |
| 2000     | Ariel Graziani  | 24               | 74    | 45  | 60.8 |
| 1996     | Hugo Sanchez    | 23               | 40    | 23  | 57.5 |
| Minimum: |                 | 20 shots on goal |       |     |      |

## GAMES PLAYED IN GOAL

| YEAR | PLAYER        | GP |
|------|---------------|----|
| 1996 | Mark Dodd     | 31 |
| 2000 | Matt Jordan   | 31 |
| 1997 | Mark Dodd     | 30 |
| 1999 | Matt Jordan   | 29 |
| 2005 | Scott Garlick | 28 |
| 2006 | Dario Sala    | 28 |
| 2008 | Dario Sala    | 28 |

## GAMES STARTED IN GOAL

| YEAR | PLAYER      | GS |
|------|-------------|----|
| 1996 | Mark Dodd   | 31 |
| 2000 | Matt Jordan | 31 |
| 1997 | Mark Dodd   | 30 |
| 1999 | Matt Jordan | 29 |
| 2006 | Dario Sala  | 28 |
| 2008 | Dario Sala  | 28 |

## MINUTES PLAYED IN GOAL

| YEAR | PLAYER      | MIN  |
|------|-------------|------|
| 2000 | Matt Jordan | 2830 |
| 1996 | Mark Dodd   | 2776 |
| 1997 | Mark Dodd   | 2700 |
| 1999 | Matt Jordan | 2584 |
| 2008 | Dario Sala  | 2520 |

## GOALS AGAINST AVG.

| YEAR     | PLAYER        | GP                  | MIN  | GA | GAA  |
|----------|---------------|---------------------|------|----|------|
| 2010     | Kevin Hartman | 20                  | 1755 | 12 | 0.62 |
| 1999     | Matt Jordan   | 29                  | 2584 | 31 | 1.08 |
| 2006     | Dario Sala    | 28                  | 2475 | 34 | 1.24 |
| 2008     | Dario Sala    | 28                  | 2520 | 37 | 1.32 |
| 2005     | Scott Garlick | 28                  | 2457 | 37 | 1.36 |
| Minimum: |               | 1000 minutes played |      |    |      |

## WINNING PCT.

| YEAR     | PLAYER        | GP     | W  | L  | T | PCT  |
|----------|---------------|--------|----|----|---|------|
| 2010     | Kevin Hartman | 20     | 10 | 1  | 8 | .737 |
| 1999     | Matt Jordan   | 29     | 17 | 11 | 0 | .607 |
| 2005     | Scott Garlick | 28     | 13 | 8  | 7 | .589 |
| 2009     | Dario Sala    | 14     | 7  | 5  | 1 | .577 |
| 2006     | Dario Sala    | 28     | 14 | 10 | 4 | .571 |
| Minimum: |               | 5 wins |    |    |   |      |

## WINS

| YEAR | PLAYER        | GP | WON |
|------|---------------|----|-----|
| 1996 | Mark Dodd     | 31 | 17  |
| 1999 | Matt Jordan   | 29 | 17  |
| 1997 | Mark Dodd     | 30 | 14  |
| 2006 | Dario Sala    | 28 | 14  |
| 2000 | Matt Jordan   | 31 | 13  |
| 2005 | Scott Garlick | 28 | 13  |

## LOSSES

| YEAR | PLAYER        | GP | LOST |
|------|---------------|----|------|
| 1997 | Mark Dodd     | 30 | 16   |
| 2003 | D.J. Countess | 24 | 15   |
| 1996 | Mark Dodd     | 31 | 14   |
| 2000 | Matt Jordan   | 31 | 14   |
| 1998 | Mark Dodd     | 25 | 13   |

## SAVES

| YEAR | PLAYER      | GP | SVS |
|------|-------------|----|-----|
| 1997 | Mark Dodd   | 30 | 183 |
| 1996 | Mark Dodd   | 31 | 160 |
| 1998 | Mark Dodd   | 25 | 134 |
| 1999 | Matt Jordan | 29 | 133 |
| 2000 | Matt Jordan | 31 | 124 |

## SHUTOUTS

| YEAR | PLAYER        | GP | SHO |
|------|---------------|----|-----|
| 1999 | Matt Jordan   | 29 | 11  |
| 2001 | Matt Jordan   | 26 | 9   |
| 2010 | Kevin Hartman | 20 | 9   |
| 2000 | Matt Jordan   | 31 | 7   |
| 2008 | Dario Sala    | 28 | 7   |

## SAVES PERCENTAGE

| YEAR     | PLAYER        | GP       | SAVES | SOG | PCT  |
|----------|---------------|----------|-------|-----|------|
| 2010     | Kevin Hartman | 20       | 56    | 71  | 78.9 |
| 1999     | Matt Jordan   | 29       | 133   | 172 | 77.3 |
| 1998     | Mark Dodd     | 25       | 134   | 179 | 74.9 |
| 1997     | Mark Dodd     | 30       | 183   | 249 | 73.5 |
| 2005     | Scott Garlick | 28       | 98    | 135 | 72.6 |
| Minimum: |               | 40 saves |       |     |      |

## LEADERS BY YEAR

### GAMES PLAYED

| YEAR | PLAYER              | GP |
|------|---------------------|----|
| 2010 | David Ferreira      | 30 |
| 2009 | David Ferreira      | 30 |
|      | Dave van den Bergh  | 30 |
| 2008 | Kenny Cooper        | 30 |
| 2007 | Dominic Odoro       | 29 |
| 2006 | Kenny Cooper        | 31 |
|      | Simo Valakari       | 31 |
| 2005 | Clarence Goodson    | 29 |
| 2004 | Brad Davis          | 29 |
|      | Ronnie O'Brien      | 29 |
| 2003 | Chad Deering        | 27 |
|      | Joselito Vaca       | 27 |
| 2002 | 5 players tied with | 27 |
| 2001 | Matt Jordan         | 26 |
| 2000 | Eric Dade           | 31 |
|      | Matt Jordan         | 31 |
| 1999 | Jason Kreis         | 32 |
| 1998 | Ted Eck             | 31 |
|      | Brian Haynes        | 31 |
| 1997 | Jason Kreis         | 32 |
| 1996 | 5 players tied with | 31 |

### GAMES STARTED

| YEAR | PLAYER              | GS |
|------|---------------------|----|
| 2010 | David Ferreira      | 30 |
| 2009 | David Ferreira      | 30 |
|      | Dave van den Bergh  | 30 |
| 2008 | Kenny Cooper        | 30 |
| 2007 | Drew Moor           | 28 |
| 2006 | Bobby Rhine         | 30 |
|      | Simo Valakari       | 30 |
| 2005 | Clarence Goodson    | 28 |
|      | Ronnie O'Brien      | 28 |
|      | Simo Valakari       | 28 |
| 2004 | Ronnie O'Brien      | 29 |
| 2003 | Chad Deering        | 26 |
| 2002 | Tenywa Bonseu       | 27 |
|      | Matt Jordan         | 27 |
| 2001 | Matt Jordan         | 26 |
| 2000 | Matt Jordan         | 31 |
| 1999 | Jason Kreis         | 32 |
| 1998 | Jason Kreis         | 30 |
| 1997 | Mark Dodd           | 30 |
| 1996 | 4 players tied with | 31 |

## MINUTES PLAYED

| YEAR | PLAYER         | MIN  |
|------|----------------|------|
| 2010 | David Ferreira | 2699 |
| 2009 | David Ferreira | 2692 |
| 2008 | Kenny Cooper   | 2622 |
| 2007 | Drew Moor      | 2495 |
| 2006 | Simo Valakari  | 2608 |
| 2005 | Ronnie O'Brien | 2512 |
| 2004 | Ronnie O'Brien | 2581 |
| 2003 | D.J. Countess  | 2194 |
| 2002 | Matt Jordan    | 2511 |
| 2001 | Matt Jordan    | 2388 |
| 2000 | Matt Jordan    | 2830 |
| 1999 | Jason Kreis    | 2815 |
| 1998 | Jason Kreis    | 2578 |
| 1997 | Mark Dodd      | 2700 |
| 1996 | Mark Dodd      | 2776 |

## GOALS

| YEAR | PLAYER           | GP | GOALS |
|------|------------------|----|-------|
| 2010 | Jeff Cunningham  | 27 | 11    |
| 2009 | Jeff Cunningham  | 28 | 17    |
| 2008 | Kenny Cooper     | 30 | 18    |
| 2007 | Carlos Ruiz      | 22 | 7     |
| 2006 | Carlos Ruiz      | 27 | 13    |
| 2005 | Carlos Ruiz      | 19 | 11    |
| 2004 | Eddie Johnson    | 26 | 12    |
| 2003 | Jason Kreis      | 18 | 7     |
| 2002 | Jason Kreis      | 27 | 13    |
| 2001 | Ariel Graziani   | 25 | 11    |
| 2000 | Ariel Graziani   | 24 | 15    |
| 1999 | Jason Kreis      | 32 | 18    |
| 1998 | Jason Kreis      | 30 | 9     |
| 1997 | Dante Washington | 30 | 12    |
| 1996 | Jason Kreis      | 31 | 13    |

## ASSISTS

| YEAR | PLAYER             | GP | ASTS |
|------|--------------------|----|------|
| 2010 | David Ferreira     | 30 | 13   |
| 2009 | Dave van den Bergh | 30 | 11   |
| 2008 | Andre Rocha        | 27 | 8    |
| 2007 | Dax McCarty        | 25 | 7    |
| 2006 | Ronnie O'Brien     | 27 | 11   |
| 2005 | Ronnie O'Brien     | 28 | 12   |
| 2004 | Ronnie O'Brien     | 29 | 10   |
| 2003 | Brad Davis         | 26 | 5    |
|      | Chad Deering       | 27 | 5    |
| 2002 | Antonio Martinez   | 26 | 10   |
| 2001 | Oscar Pareja       | 24 | 12   |
| 2000 | Jason Kreis        | 27 | 13   |
| 1999 | Jason Kreis        | 32 | 15   |
| 1998 | Jason Kreis        | 30 | 8    |
| 1997 | Alain Sutter       | 21 | 8    |
| 1996 | Gerrell Elliott    | 20 | 7    |
|      | Diego Sonora       | 31 | 7    |

## SHOTS

| YEAR | PLAYER           | GP | SHOTS |
|------|------------------|----|-------|
| 2010 | Jeff Cunningham  | 27 | 58    |
| 2009 | Jeff Cunningham  | 28 | 71    |
| 2008 | Kenny Cooper     | 30 | 119   |
| 2007 | Arturo Alvarez   | 27 | 61    |
| 2006 | Ronnie O'Brien   | 27 | 69    |
| 2005 | Ronnie O'Brien   | 28 | 83    |
| 2004 | Eddie Johnson    | 26 | 75    |
| 2003 | Jason Kreis      | 18 | 42    |
| 2002 | Jason Kreis      | 27 | 81    |
| 2001 | Ariel Graziani   | 25 | 83    |
| 2000 | Jason Kreis      | 27 | 82    |
| 1999 | Jason Kreis      | 32 | 114   |
| 1998 | Jason Kreis      | 30 | 97    |
| 1997 | Dante Washington | 30 | 69    |
| 1996 | Jason Kreis      | 31 | 90    |

# Year-by-Year Records

## SHOTS ON GOAL

| YEAR       | PLAYER           | GP |    |
|------------|------------------|----|----|
| <u>SOG</u> |                  |    |    |
| 2010       | David Ferreira   | 30 | 26 |
| 2009       | Jeff Cunningham  | 28 | 38 |
| 2008       | Kenny Cooper     | 30 | 60 |
| 2007       | Arturo Alvarez   | 27 | 30 |
| 2006       | Kenny Cooper     | 31 | 30 |
| 2005       | Ronnie O'Brien   | 28 | 37 |
| 2004       | Eddie Johnson    | 26 | 32 |
| 2003       | Jason Kreis      | 18 | 21 |
| 2002       | Jason Kreis      | 27 | 38 |
| 2001       | Ariel Graziani   | 25 | 40 |
| 2000       | Ariel Graziani   | 24 | 45 |
| 1999       | Jason Kreis      | 32 | 57 |
| 1998       | Jason Kreis      | 30 | 39 |
| 1997       | Dante Washington | 30 |    |
| 38         |                  |    |    |
| 1996       | Jason Kreis      | 31 | 41 |

## FOULS COMMITTED

| YEAR | PLAYER           | GP | FC |
|------|------------------|----|----|
| 2010 | Atiba Harris     | 29 | 51 |
| 2009 | Dax McCarty      | 28 | 29 |
| 2008 | Andre Rocha      | 27 | 52 |
| 2007 | Juan Toja        | 27 | 83 |
| 2006 | Simo Valakari    | 31 | 81 |
| 2005 | Simo Valakari    | 28 | 78 |
| 2004 | Simo Valakari    | 26 | 73 |
| 2003 | Oscar Pareja     | 24 | 58 |
| 2002 | Oscar Pareja     | 24 | 64 |
| 2001 | Oscar Pareja     | 24 | 59 |
| 2000 | Jason Kreis      | 27 | 61 |
| 1999 | Jason Kreis      | 32 | 49 |
| 1998 | Leonel Alvarez   | 27 | 63 |
| 1997 | Daniel Peinado   | 25 | 57 |
| 1996 | Lawrence Lozzano | 31 | 50 |

## FOULS SUFFERED

| YEAR | PLAYER           | GP | FS |
|------|------------------|----|----|
| 2010 | David Ferreira   | 30 | 84 |
| 2009 | David Ferreira   | 30 | 58 |
| 2008 | Kenny Cooper     | 30 | 48 |
| 2007 | Dax McCarty      | 25 | 46 |
| 2006 | Carlos Ruiz      | 27 | 72 |
| 2005 | Ronnie O'Brien   | 28 | 47 |
|      | Carlos Ruiz      | 19 | 47 |
| 2004 | Eddie Johnson    | 26 | 53 |
| 2003 | Oscar Pareja     | 24 | 48 |
| 2002 | Oscar Pareja     | 24 | 58 |
| 2001 | Oscar Pareja     | 24 | 56 |
| 2000 | Oscar Pareja     | 29 | 77 |
| 1999 | Oscar Pareja     | 27 | 59 |
| 1998 | Jason Kreis      | 30 | 43 |
| 1997 | Damian           | 19 | 61 |
| 1996 | Lawrence Lozzano | 31 | 55 |

## CAUTIONS (YELLOW)

| YEAR | PLAYER              | GP | C  |
|------|---------------------|----|----|
| 2010 | Atiba Harris        | 29 | 8  |
| 2009 | Pablo Ricchetti     | 22 | 7  |
| 2008 | Marcelo Saragosa    | 25 | 8  |
| 2007 | Carlos Ruiz         | 22 | 9  |
| 2006 | Bobby Rhine         | 30 | 7  |
| 2005 | Clarence Goodson    | 29 | 9  |
| 2004 | Chris Gbandi        | 23 | 8  |
|      | Simo Valakari       | 26 | 8  |
| 2003 | Oscar Pareja        | 24 | 9  |
| 2002 | Paul Broome         | 25 | 7  |
|      | Oscar Pareja        | 24 | 7  |
|      | Joselito Vaca       | 25 | 7  |
| 2001 | 5 players tied with | 6  |    |
| 2000 | Ricardo Iribarren   | 22 | 10 |
| 1999 | Eric Dade           | 24 | 5  |
|      | Jason Kreis         | 32 | 5  |
|      | Brandon Pollard     | 31 | 5  |
| 1998 | Leonel Alvarez      | 27 | 12 |
| 1997 | Damian              | 19 | 7  |
| 1996 | Leonel Alvarez      | 22 | 14 |

## EJECTIONS (RED CARDS)

| YEAR | PLAYER              | GP | E |
|------|---------------------|----|---|
| 2010 | Jair Benitez        | 28 | 1 |
|      | Dario Sala          | 11 | 1 |
|      | Brek Shea           | 25 | 1 |
| 2009 | 5 players tied with | 1  |   |
| 2008 | Pablo Ricchetti     | 27 | 2 |
| 2007 | 4 players tied with | 1  |   |
| 2006 | Chris Gbandi        | 28 | 1 |
|      | Bobby Rhine         | 30 | 1 |
| 2005 | Carey Talley        | 20 | 1 |
|      | Greg Vanney         | 25 | 1 |
| 2004 | Simo Valakari       | 26 | 2 |
| 2003 | 6 players tied with | 1  |   |
| 2002 | 4 players tied with | 1  |   |
| 2001 | Ted Eck             | 9  | 1 |
|      | Justin Evans        | 9  | 1 |
|      | Lubos Kubik         | 11 | 1 |
| 2000 | Sergi Daniv         | 18 | 2 |
| 1999 | 5 players tied with | 1  |   |
| 1998 | Leonel Alvarez      | 27 | 2 |
| 1997 | Damian              | 19 | 2 |
| 1996 | Leonel Alvarez      | 22 | 2 |

## CORNER KICKS

| YEAR | PLAYER             | GP | CK  |
|------|--------------------|----|-----|
| 2010 | David Ferreira     | 30 | 99  |
| 2009 | Dave van den Bergh | 30 | 107 |
| 2008 | Andre Rocha        | 27 | 60  |
| 2007 | Arturo Alvarez     | 27 | 44  |
| 2006 | Ronnie O'Brien     | 27 | 39  |
| 2005 | Ronnie O'Brien     | 28 | 44  |
| 2004 | Brad Davis         | 29 | 91  |
| 2003 | Brad Davis         | 26 | 59  |
| 2002 | Antonio Martinez   | 26 | 62  |
| 2001 | Jason Kreis        | 25 | 46  |
| 2000 | Chad Deering       | 29 | 63  |
| 1999 | Jason Kreis        | 32 | 79  |
| 1998 | Jason Kreis        | 30 | 68  |
| 1997 | Alain Sutter       | 21 | 43  |
| 1996 | Brian Haynes       | 26 | 48  |

## OFFSIDES

| YEAR | PLAYER           | GP | OFF |
|------|------------------|----|-----|
| 2010 | Jeff Cunningham  | 27 | 27  |
| 2009 | Jeff Cunningham  | 28 | 33  |
| 2008 | Kenny Cooper     | 30 | 39  |
| 2007 | Carlos Ruiz      | 22 | 23  |
| 2006 | Carlos Ruiz      | 27 | 32  |
| 2005 | Carlos Ruiz      | 19 | 36  |
| 2004 | Eddie Johnson    | 26 | 27  |
| 2003 | Toni Nhleko      | 11 | 19  |
| 2002 | Ronald Cerritos  | 23 | 23  |
| 2001 | Ariel Graziani   | 25 | 37  |
| 2000 | Ariel Graziani   | 24 | 37  |
| 1999 | Jason Kreis      | 32 | 29  |
| 1998 | Dante Washington | 28 | 25  |
| 1997 | Damian           | 19 | 42  |
| 1996 | Gerell Elliott   | 20 | 20  |

## GAME-WINNING GOALS

| YEAR | PLAYER              | GP | GWG |
|------|---------------------|----|-----|
| 2010 | Jeff Cunningham     | 27 | 3   |
|      | Brek Shea           | 25 | 3   |
| 2009 | Jeff Cunningham     | 28 | 7   |
| 2008 | Kenny Cooper        | 30 | 4   |
| 2007 | Juan Toja           | 27 | 3   |
| 2006 | Kenny Cooper        | 31 | 6   |
| 2005 | Roberto Mina        | 21 | 3   |
|      | Carlos Ruiz         | 19 | 3   |
| 2004 | Eddie Johnson       | 26 | 7   |
| 2003 | 6 players tied with | 1  |     |
| 2002 | Jason Kreis         | 27 | 5   |
| 2001 | Ariel Graziani      | 25 | 2   |
|      | Jason Kreis         | 25 | 2   |
|      | Jorge Rodriguez     | 24 | 2   |
| 2000 | Jason Kreis         | 27 | 4   |
| 1999 | Jason Kreis         | 32 | 6   |
| 1998 | Jason Kreis         | 30 | 6   |
| 1997 | Damian              | 19 | 3   |
|      | Dante Washington    | 30 | 3   |
| 1996 | Jason Kreis         | 31 | 3   |

## GAME-WINNING ASSISTS

| YEAR | PLAYER              | GP | GWA |
|------|---------------------|----|-----|
| 2010 | David Ferreira      | 30 | 5   |
| 2009 | 4 players tied with | 3  |     |
| 2008 | Andre Rocha         | 27 | 4   |
| 2007 | Dax McCarty         | 25 | 2   |
|      | Ramon Nunez         | 13 | 2   |
| 2006 | Richard Mulrooney   | 25 | 4   |
|      | Ronnie O'Brien      | 27 | 4   |
| 2005 | David Wagenfuhr     | 19 | 2   |
| 2004 | Ronnie O'Brien      | 29 | 4   |
| 2003 | Oscar Pareja        | 24 | 2   |
| 2002 | Oscar Pareja        | 24 | 4   |
|      | Joselito Vaca       | 25 | 4   |
| 2001 | Oscar Pareja        | 24 | 4   |
| 2000 | Jason Kreis         | 27 | 4   |
|      | Oscar Pareja        | 29 | 4   |
| 1999 | Jason Kreis         | 32 | 7   |
| 1998 | Leonel Alvarez      | 27 | 2   |
|      | Jason Kreis         | 30 | 2   |
|      | Oscar Pareja        | 6  | 2   |
| 1997 | Mark Santel         | 31 | 3   |
| 1996 | Leonel Alvarez      | 22 | 2   |
|      | Ted Eck             | 26 | 2   |
|      | Gerell Elliott      | 20 | 2   |

## PENALTY-KICK GOALS

| YEAR | PLAYER               | GP | PKG |
|------|----------------------|----|-----|
| 2010 | Jeff Cunningham      | 27 | 4   |
|      | David Ferreira       | 30 | 4   |
| 2009 | Kenny Cooper         | 15 | 2   |
| 2008 | Kenny Cooper         | 30 | 4   |
| 2007 | Abe Thompson         | 24 | 2   |
| 2005 | Carlos Ruiz          | 19 | 3   |
| 2004 | Eddie Johnson        | 26 | 1   |
|      | Bobby Rhine          | 19 | 1   |
| 2003 | Brad Davis           | 26 | 2   |
| 2002 | Jorge Rodriguez      | 22 | 3   |
| 2001 | Jorge Rodriguez      | 24 | 3   |
| 2000 | Jorge Rodriguez      | 25 | 1   |
| 1999 | Jason Kreis          | 32 | 1   |
|      | Oscar Pareja         | 27 | 1   |
| 1998 | Damian               | 13 | 1   |
| 1997 | Damian               | 19 | 4   |
|      | Jason Kreis          | 32 | 4   |
| 1996 | Leonel Alvarez       | 22 | 1   |
|      | Washington Rodriguez | 14 | 1   |
|      | Hugo Sanchez         | 23 | 1   |

## GOALS PER GAME

| YEAR     | PLAYER          | GP | GOALS   | AVG  |
|----------|-----------------|----|---------|------|
| 2010     | Jeff Cunningham | 27 | 11      | 0.41 |
| 2009     | Jeff Cunningham | 28 | 17      | 0.61 |
| 2008     | Kenny Cooper    | 30 | 18      | 0.60 |
| 2007     | Carlos Ruiz     | 22 | 7       | 0.32 |
| 2006     | Carlos Ruiz     | 27 | 13      | 0.48 |
| 2005     | Carlos Ruiz     | 19 | 11      | 0.58 |
| 2004     | Eddie Johnson   | 26 | 12      | 0.46 |
| 2003     | Jason Kreis     | 18 | 7       | 0.39 |
| 2002     | Jason Kreis     | 27 | 13      | 0.48 |
| 2001     | Ariel Graziani  | 25 | 11      | 0.44 |
| 2000     | Ariel Graziani  | 24 | 15      | 0.63 |
| 1999     | Jason Kreis     | 32 | 18      | 0.56 |
| 1998     | Jason Kreis     | 30 | 9       | 0.30 |
| 1997     | Damian          | 19 | 11      | 0.58 |
| 1996     | Jason Kreis     | 31 | 13      | 0.42 |
| Minimum: |                 |    | 5 goals |      |

## ASSISTS PER GAME

| YEAR     | PLAYER           | GP | ASTS      | AVG  |
|----------|------------------|----|-----------|------|
| 2010     | David Ferreira   | 30 | 13        | 0.43 |
| 2009     | Atiba Harris     | 12 | 5         | 0.42 |
| 2008     | Andre Rocha      | 27 | 8         | 0.30 |
| 2007     | Dax McCarty      | 25 | 7         | 0.28 |
| 2006     | Abe Thompson     | 14 | 6         | 0.43 |
| 2005     | Ronnie O'Brien   | 28 | 12        | 0.43 |
| 2004     | Ronnie O'Brien   | 29 | 10        | 0.34 |
| 2003     | Brad Davis       | 26 | 5         | 0.19 |
| 2002     | Antonio Martinez | 26 | 10        | 0.38 |
| 2001     | Antonio Martinez | 17 | 9         | 0.53 |
| 2000     | Jason Kreis      | 27 | 13        | 0.48 |
| 1999     | Jason Kreis      | 32 | 15        | 0.47 |
| 1998     | Jason Kreis      | 30 | 8         | 0.27 |
| 1997     | Alain Sutter     | 21 | 8         | 0.38 |
| 1996     | Gerell Elliott   | 20 | 7         | 0.35 |
| Minimum: |                  |    | 5 assists |      |

# Year-by-Year Records

## SCORING PCT.

| YEAR     | PLAYER           | GP | SHOTS   | GOALS | PCT  |
|----------|------------------|----|---------|-------|------|
| 2010     | Milton Rodriguez | 13 | 23      | 5     | 21.7 |
| 2009     | Jeff Cunningham  | 28 | 71      | 17    | 23.9 |
| 2008     | Jeff Cunningham  | 11 | 24      | 5     | 20.8 |
| 2007     | Abe Thompson     | 24 | 19      | 5     | 26.3 |
| 2006     | Carlos Ruiz      | 27 | 54      | 13    | 24.1 |
| 2005     | Roberto Mina     | 21 | 35      | 7     | 20.0 |
| 2004     | Eddie Johnson    | 26 | 75      | 12    | 16.0 |
| 2003     | Jason Kreis      | 18 | 42      | 7     | 16.7 |
| 2002     | Jason Kreis      | 27 | 81      | 13    | 16.0 |
| 2001     | Jorge Rodriguez  | 24 | 35      | 6     | 17.1 |
| 2000     | Ariel Graziani   | 24 | 74      | 15    | 20.3 |
| 1999     | Jason Kreis      | 32 | 114     | 18    | 15.8 |
| 1998     | Dante Washington | 28 | 51      | 7     | 13.7 |
| 1997     | Dante Washington | 30 | 69      | 12    | 17.4 |
| 1996     | Hugo Sanchez     | 23 | 40      | 6     | 15.0 |
| Minimum: |                  |    | 5 goals |       |      |

## SHOTS ON GOAL PCT.

| YEAR     | PLAYER           | GP | SHOTS            | SOG | PCT  |
|----------|------------------|----|------------------|-----|------|
| 2010     | David Ferreira   | 30 | 54               | 26  | 48.1 |
| 2009     | Kenny Cooper     | 15 | 52               | 29  | 55.8 |
| 2008     | Kenny Cooper     | 30 | 119              | 60  | 50.4 |
| 2007     | Arturo Alvarez   | 27 | 61               | 30  | 49.2 |
| 2006     | Carlos Ruiz      | 27 | 54               | 29  | 53.7 |
| 2005     | Carlos Ruiz      | 19 | 63               | 30  | 47.6 |
| 2004     | Toni Nhleko      | 23 | 49               | 23  | 46.9 |
| 2003     | Jason Kreis      | 18 | 42               | 21  | 50.0 |
| 2002     | Ronald Cerritos  | 23 | 40               | 25  | 62.5 |
| 2001     | Bobby Rhine      | 18 | 37               | 24  | 64.9 |
| 2000     | Ariel Graziani   | 24 | 74               | 45  | 60.8 |
| 1999     | Chad Deering     | 25 | 39               | 22  | 56.4 |
| 1998     | Dante Washington | 28 | 51               | 28  |      |
| 54.9     |                  |    |                  |     |      |
| 1997     | Gerell Elliott   | 28 | 45               | 34  | 75.6 |
| 1996     | Hugo Sanchez     | 23 | 40               | 23  | 57.5 |
| Minimum: |                  |    | 20 shots on goal |     |      |

## GAMES PLAYED IN GOAL

| YEAR | PLAYER        | GP |
|------|---------------|----|
| 2010 | Kevin Hartman | 20 |
| 2009 | Ray Burse     | 17 |
| 2008 | Dario Sala    | 28 |
| 2007 | Dario Sala    | 18 |
| 2006 | Dario Sala    | 28 |
| 2005 | Scott Garlick | 28 |
| 2004 | Jeff Cassar   | 19 |
| 2003 | D.J. Countess | 24 |
| 2002 | Matt Jordan   | 27 |
| 2001 | Matt Jordan   | 26 |
| 2000 | Matt Jordan   | 31 |
| 1999 | Matt Jordan   | 29 |
| 1998 | Mark Dodd     | 25 |
| 1997 | Mark Dodd     | 30 |
| 1996 | Mark Dodd     | 31 |



# Year-by-Year Records

## GAMES STARTED IN GOAL

| YEAR | PLAYER        | GS |
|------|---------------|----|
| 2010 | Kevin Hartman | 20 |
| 2009 | Ray Burse     | 16 |
| 2008 | Dario Sala    | 28 |
| 2007 | Dario Sala    | 18 |
| 2006 | Dario Sala    | 28 |
| 2005 | Scott Garlick | 27 |
| 2004 | Jeff Cassar   | 19 |
| 2003 | D.J. Countess | 24 |
| 2002 | Matt Jordan   | 27 |
| 2001 | Matt Jordan   | 26 |
| 2000 | Matt Jordan   | 31 |
| 1999 | Matt Jordan   | 29 |
| 1998 | Mark Dodd     | 24 |
| 1997 | Mark Dodd     | 30 |
| 1996 | Mark Dodd     | 31 |

## MINUTES PLAYED IN GOAL

| YEAR | PLAYER        | MIN  |
|------|---------------|------|
| 2010 | Kevin Hartman | 1755 |
| 2009 | Ray Burse     | 1503 |
| 2008 | Dario Sala    | 2520 |
| 2007 | Dario Sala    | 1620 |
| 2006 | Dario Sala    | 2475 |
| 2005 | Scott Garlick | 2457 |
| 2004 | Jeff Cassar   | 1632 |
| 2003 | D.J. Countess | 2193 |
| 2002 | Matt Jordan   | 2511 |
| 2001 | Matt Jordan   | 2388 |
| 2000 | Matt Jordan   | 2830 |
| 1999 | Matt Jordan   | 2584 |
| 1998 | Mark Dodd     | 2205 |
| 1997 | Mark Dodd     | 2700 |
| 1996 | Mark Dodd     | 2776 |

## WINS

| YEAR | PLAYER        | GP | W  |
|------|---------------|----|----|
| 2010 | Kevin Hartman | 20 | 10 |
| 2009 | Dario Sala    | 14 | 7  |
| 2008 | Dario Sala    | 28 | 8  |
| 2007 | Dario Sala    | 18 | 8  |
| 2006 | Dario Sala    | 28 | 14 |
| 2005 | Scott Garlick | 28 | 13 |
| 2004 | Jeff Cassar   | 19 | 7  |
| 2003 | D.J. Countess | 24 | 5  |
| 2002 | Matt Jordan   | 27 | 12 |
| 2001 | Matt Jordan   | 26 | 10 |
| 2000 | Matt Jordan   | 31 | 13 |
| 1999 | Matt Jordan   | 29 | 17 |
| 1998 | Mark Dodd     | 25 | 11 |
| 1997 | Mark Dodd     | 30 | 14 |
| 1996 | Mark Dodd     | 31 | 17 |

## LOSSES

| YEAR | PLAYER        | GP | L  |
|------|---------------|----|----|
| 2010 | Dario Sala    | 11 | 3  |
| 2009 | Ray Burse     | 17 | 8  |
| 2008 | Dario Sala    | 28 | 8  |
| 2007 | Dario Sala    | 18 | 7  |
| 2006 | Dario Sala    | 28 | 10 |
| 2005 | Scott Garlick | 28 | 8  |
| 2004 | Jeff Cassar   | 19 | 8  |
| 2003 | D.J. Countess | 24 | 15 |
| 2002 | Matt Jordan   | 27 | 9  |
| 2001 | Matt Jordan   | 26 | 11 |
| 2000 | Matt Jordan   | 31 | 14 |
| 1999 | Matt Jordan   | 29 | 11 |
| 1998 | Mark Dodd     | 25 | 13 |
| 1997 | Mark Dodd     | 30 | 16 |
| 1996 | Mark Dodd     | 31 | 14 |

## SAVES

| YEAR | PLAYER        | GP | SV  |
|------|---------------|----|-----|
| 2010 | Kevin Hartman | 20 | 56  |
| 2009 | Ray Burse     | 17 | 62  |
| 2008 | Dario Sala    | 28 | 92  |
| 2007 | Dario Sala    | 18 | 64  |
| 2006 | Dario Sala    | 28 | 93  |
| 2005 | Scott Garlick | 28 | 98  |
| 2004 | Jeff Cassar   | 19 | 65  |
| 2003 | D.J. Countess | 24 | 115 |
| 2002 | Matt Jordan   | 27 | 109 |
| 2001 | Matt Jordan   | 26 | 91  |
| 2000 | Matt Jordan   | 31 | 124 |
| 1999 | Matt Jordan   | 29 | 133 |
| 1998 | Mark Dodd     | 25 | 134 |
| 1997 | Mark Dodd     | 30 | 183 |
| 1996 | Mark Dodd     | 31 | 160 |

## SHUTOUTS

| YEAR | PLAYER        | GP | SH |
|------|---------------|----|----|
| 2010 | Kevin Hartman | 20 | 9  |
| 2009 | Dario Sala    | 14 | 4  |
| 2008 | Dario Sala    | 28 | 7  |
| 2007 | Dario Sala    | 18 | 5  |
| 2006 | Dario Sala    | 28 | 5  |
| 2005 | Scott Garlick | 28 | 6  |
| 2004 | Jeff Cassar   | 19 | 4  |
| 2003 | Scott Garlick | 12 | 4  |
| 2002 | Jeff Cassar   | 7  | 2  |
| 2001 | D.J. Countess | 24 | 2  |
| 2000 | Matt Jordan   | 27 | 3  |
| 1999 | Matt Jordan   | 26 | 9  |
| 1998 | Matt Jordan   | 31 | 7  |
| 1997 | Matt Jordan   | 29 | 11 |
| 1996 | Mark Dodd     | 25 | 6  |
| 1995 | Mark Dodd     | 30 | 3  |
| 1994 | Mark Dodd     | 31 | 6  |

## WINNING PCT.

| YEAR | PLAYER        | GP | W  | L  | T  | PCT  |
|------|---------------|----|----|----|----|------|
| 2010 | Kevin Hartman | 20 | 10 | 1  | 8  | .737 |
| 2009 | Dario Sala    | 14 | 7  | 5  | 1  | .577 |
| 2008 | Dario Sala    | 28 | 8  | 8  | 12 | .500 |
| 2007 | Dario Sala    | 18 | 8  | 7  | 3  | .528 |
| 2006 | Dario Sala    | 28 | 14 | 10 | 4  | .571 |
| 2005 | Scott Garlick | 28 | 13 | 8  | 7  | .589 |
| 2004 | Jeff Cassar   | 19 | 7  | 8  | 4  | .474 |
| 2003 | D.J. Countess | 24 | 5  | 15 | 4  | .292 |
| 2002 | Matt Jordan   | 27 | 12 | 9  | 6  | .556 |
| 2001 | Matt Jordan   | 26 | 10 | 11 | 5  | .481 |
| 2000 | Matt Jordan   | 31 | 13 | 14 | 4  | .484 |
| 1999 | Matt Jordan   | 29 | 17 | 11 | 0  | .607 |
| 1998 | Mark Dodd     | 25 | 11 | 13 | 0  | .458 |
| 1997 | Mark Dodd     | 30 | 14 | 16 | 0  | .467 |
| 1996 | Mark Dodd     | 31 | 17 | 14 | 0  | .548 |

## GOALS AGAINST AVG.

| YEAR | PLAYER        | GP | MIN  | GA | GAA  |
|------|---------------|----|------|----|------|
| 2010 | Kevin Hartman | 20 | 1755 | 12 | 0.62 |
| 2009 | Dario Sala    | 14 | 1195 | 20 | 1.51 |
| 2008 | Dario Sala    | 28 | 2520 | 37 | 1.32 |
| 2007 | Dario Sala    | 18 | 1620 | 29 | 1.61 |
| 2006 | Dario Sala    | 28 | 2475 | 34 | 1.24 |
| 2005 | Scott Garlick | 28 | 2457 | 37 | 1.36 |
| 2004 | Jeff Cassar   | 19 | 1632 | 27 | 1.49 |
| 2003 | D.J. Countess | 24 | 2193 | 48 | 1.97 |
| 2002 | Matt Jordan   | 27 | 2511 | 42 | 1.51 |
| 2001 | Matt Jordan   | 26 | 2388 | 45 | 1.70 |
| 2000 | Matt Jordan   | 31 | 2830 | 53 | 1.69 |
| 1999 | Matt Jordan   | 29 | 2584 | 31 | 1.08 |
| 1998 | Mark Dodd     | 25 | 2205 | 42 | 1.71 |
| 1997 | Mark Dodd     | 30 | 2700 | 48 | 1.60 |
| 1996 | Mark Dodd     | 31 | 2776 | 45 | 1.46 |

## SAVES PERCENTAGE

| YEAR | PLAYER        | GP | SAVES | SOG | PCT  |
|------|---------------|----|-------|-----|------|
| 2010 | Kevin Hartman | 20 | 56    | 71  | 78.9 |
| 2009 | Dario Sala    | 14 | 43    | 63  | 68.3 |
| 2008 | Dario Sala    | 28 | 92    | 131 | 70.2 |
| 2007 | Dario Sala    | 18 | 64    | 97  | 66.0 |
| 2006 | Dario Sala    | 28 | 93    | 129 | 72.1 |
| 2005 | Scott Garlick | 28 | 98    | 135 | 72.6 |
| 2004 | Scott Garlick | 12 | 52    | 72  | 72.2 |
| 2003 | D.J. Countess | 24 | 115   | 173 | 66.5 |
| 2002 | Matt Jordan   | 27 | 109   | 158 | 69.0 |
| 2001 | Matt Jordan   | 26 | 91    | 138 | 65.9 |
| 2000 | Matt Jordan   | 31 | 124   | 188 | 66.0 |
| 1999 | Matt Jordan   | 29 | 133   | 172 | 77.3 |
| 1998 | Mark Dodd     | 25 | 134   | 179 | 74.9 |
| 1997 | Mark Dodd     | 30 | 183   | 249 | 73.5 |
| 1996 | Mark Dodd     | 31 | 160   | 235 | 68.1 |

Minimum: 40 saves

# Major League Soccer



**MLS / SUM COMMUNICATIONS CONTACTS**

|  |  |  |  |   |
|--|--|--|--|---|
| Will Kuhns<br>O: (212) 450-1206<br>C: (646) 831-8809<br>Will.Kuhns@MLSsoccer.com             | Lauren Brophy<br>O: (212) 450-1227<br>C: (708) 921-6504<br>Lauren.Brophy@MLSsoccer.com | Sean Dennison<br>O: (212) 450-1223<br>C: (917) 658-4159<br>Sean.Dennison@MLSsoccer.com | Susan Marschall<br>O: (212) 450-1292<br>C: (347) 880-0551<br>Susan.Marschall@MLSsoccer.com | Rick Lawes<br>C: (646) 342-3193<br>Rick.Lawes@MLSsoccer.com |
| Dan Courtemanche<br>O: (212) 450-1225<br>C: (646) 831-8813<br>Dan.Courtemanche@MLSsoccer.com | Marisabel Muñoz<br>O: 212-450-1262<br>C: 646-831-0262<br>Marisabel.Munoz@MLSsoccer.com | Irene Gutierrez<br>O: 212-450-1222<br>C: 646-831-8805<br>Irene.Gutierrez@MLSsoccer.com | Gabe Gabor<br>C: (917) 364-2755<br>Gabe.Gabor@MLSsoccer.com                                |   |

**COMMISSIONER'S OFFICE**

Commissioner: Don Garber  
 President, MLS: Mark Abbott  
 President, SUM: Kathy Carter  
 Chief Financial Officer: Sean Prendergast  
 Chief Marketing Officer: J. Russell Findlay  
 Executive Vice President, MLS: JoAnn Neale  
 Executive Assistant to the Commissioner: Erin Grady  
 Executive Assistant, MLS: Ashley Drezner  
 Executive Assistant, SUM: Alyssa Enverga

**BROADCASTING**

Senior Director, Broadcasting: Larry Tiscornia  
 Manager, Broadcasting: Johanna Rojas

**BUSINESS DEVELOPMENT**

Vice President, Business Development: Michael Gandler  
 Manager, Business Development: Matt Hill  
 Manager, Business Development: Anthony Rivera  
 Account Executive, Business Development: Luis Rodriguez  
 Executive Assistant: Monique Beau

**CLUB SERVICES**

Head of Club Services: Paul Mott  
 Vice President, Club Services: Brad Pursel  
 Vice President, Club Services: Bryant Pfeiffer  
 Senior Director, Club Services: Declan Bolger  
 Consultant, Club Services: Dave Mosca

**COMMUNICATIONS**

Executive Vice President, Communications: Dan Courtemanche  
 Senior Director, International Communications: Marisabel Muñoz  
 Director, Communications: Will Kuhns  
 Director, Corporate Communications: Sean Dennison  
 Manager, Communications: Lauren Brophy  
 Coordinator, International Communications: Irene Gutierrez  
 Coordinator, New Media Public Relations: Susan Marschall  
 Consultant, Communications: Rick Lawes

Consultant, International Communications: Gabriel Gabor

**COMPETITION, LABOR RELATIONS AND PLAYER DEVELOPMENT**

Executive VP, Competition, Labor and Player Relations: J. Todd Durbin  
 Executive VP, Competition, Technical and Game Operations: Nelson Rodriguez  
 Vice President, Player Relations and Competition: Lino DiCuollo  
 Director, Player Programs: Alfonso Mondelo  
 Director, Player Relations and Competition: Tim Bezbatchenko  
 Director, Player Relations and Competition: Ali Curtis  
 Director, Player Relations and Competition: Jessica Minetti  
 Coordinator, Player Relations & Competition: Meghan Cameron

**CONSUMER PRODUCTS**

Vice President, Consumer Products: Stuart Crystal  
 Coordinator, Consumer Products: Tanya Rojas

**DIGITAL STRATEGY & SALES**

Vice President, SUM Digital Network: Eric Krasnoo  
 Director, Digital Strategy: Chris Schlosser  
 Director, SUM Digital Network: Amanda Angelini  
 Account Manager, SUM Ad Network: Tim Ritcey  
 Consultant, Digital Strategy: Juan Carlos Delgado

**FINANCE**

Director, Payroll & Tax: Walter Konopka  
 Director, Finance: Josh Neier  
 Manager, Accounting: Yesenia Martinez  
 Manager, Finance: Dustin Smith  
 Staff Accountant: Edwin Fernandez  
 Coordinator, Accounts Payable: Camille Carillo  
 Staff Accountant, Finance & Accounting: Gigi Li

Staff Accountant: Oscar Oriondo

**GAME OPERATIONS**

Senior Director, Operations: Evan Dabby  
 Operations Manager, Consultant: Jan Osborne  
 MLS Team Travel Consultant: Stephanie Teichman

**HUMAN RESOURCES & ADMINISTRATION**

Senior Director, Human Resources & Administration: Susie DeFrancis  
 Coordinator, Human Resources & Administration: Donna Martinez  
 Manager, Benefits: Yanick Sohan  
 Manager, Benefits: Jennifer Tunis  
 Office Administrator: Georgia Crosby

Receptionist: Catherine Irick

**INFORMATION TECHNOLOGY**

Vice President, Information Technology: John Sullivan  
 Coordinator, Information Technology: Christian Barris

**INTERNATIONAL BUSINESS**

Executive VP, International Business & Special Events: Will Wilson  
 Senior Director, SUM International: Orlando Conguta  
 Director, International Business: Marco Liceaga  
 Director, International Business: Court Jeske  
 Manager, SUM Game Operations: Jef Thiffault  
 Operations Coordinator, SUM International: Art Castro  
 Consultant, International Business and Operations: Thom Meredith

**LEGAL**

Senior Vice President and General Counsel: William Z. Ordower  
 Legal Counsel: Giselle Torres  
 Legal Counsel: Brett Lashbrook  
 Administrator, Legal: Jasmin Rivera

**MARKETING & COMMUNITY RELATIONS**

Manager, Marketing: Charlie Shin  
 Director, Community Relations: Jan Greenberg  
 Coordinator, Community Relations: Katie Proudman  
 Creative Director: Thibault Chevillard  
 Traffic Coordinator: Michele DeMaria  
 Graphic Designer: Nate Ripp  
 Graphic Designer: Brian Keyrouze  
 Coordinator, Marketing Programs: Jesse Perl

**MLSsoccer.com and FutbolMLS.com**

Editor-in-Chief, MLSsoccer.com: Greg Lalas  
 Managing Editor: Jonah Freedman  
 Editor, FutbolMLS.com: Kristel Valencia  
 Director, Video Content, MLS Digital: Jason Saghini  
 Digital Content Manager: Shawn Francis  
 Director, Product Development and Club Services, MLS Digital: Chris Bettin  
 Lead Producer: Scott Riddell  
 Multimedia Coordinator/Editor for Broadcasting: Daniel Haiek

**PARTNERSHIP MARKETING**

Vice President, Partnership Marketing: David Wright  
 Senior Director, Partnership Marketing: Russell Sargeant  
 Director, Hispanic Business: Camilo Durana  
 Marketing Operations Manager: Craig McCarthy  
 Manager, Partnership Marketing: Casey Romany  
 Account Executive, Partnership Marketing: Emily Behncke  
 Account Executive, Partnership Marketing: Izchel Salgado  
 Account Executive, Partnership Marketing: Lina Staropoli  
 Coordinator, Partnership Marketing: Brendan Fitzgerald

**SPECIAL EVENTS**

Vice President, Special Events: Jen Maurillo  
 Manager, Special Events: Lindsay Nevins  
 Manager, Special Events: Alexandra Rieben

**EASTERN CONFERENCE**

|   |                |  |  |
|---|----------------|--|--|
| CHICAGO FIRE<br>TOYOTA PARK Press Box<br>Main Office<br>Brendan Hannan<br>BHannan@chicago-fire.com  |                | (708) 496-6887<br>(708) 594-7200<br>(708) 496-6725<br>(720) 937-8962   |  |
| COLUMBUS CREW<br>Crew Stadium Press Box<br>Main Office<br>Dave Stephany<br>DStephany@TheCrew.com<br>Marco Rosa<br>MRosa@TheCrew.com   |                | (614) 447-4289<br>(614) 447-2739<br>(614) 447-4190<br>(614) 989-3500<br>(614) 447-4176<br>(919) 349-0491   |  |
| D.C. UNITED<br>RFK Stadium Press Box<br>Main Office<br>Doug Hicks<br>DHicks@dcunited.com<br>Boris Flores<br>BFlores@dcunited.com<br>Kyle Sheldon<br>KSheldon@dcunited.com<br>Alex Caulfield<br>ACaulfield@dcunited.com  |                | (202) 547-0927<br>(202) 587-5000<br>(202) 587-5448<br>(703) 989-7158<br>(202) 587-5452<br>(703) 989-2771<br>(202) 587-5450<br>(571) 334-8649<br>(202) 587-5429<br>(216) 978-7212 |  |
| HOUSTON DYNAMO<br>Robertson Stadium Press Box<br>Main Office<br>Rocky Harris<br>RHarris@houstondynamo.com<br>Lester Gretsch<br>LGretsch@houstondynamo.com<br>Jonathan Yardley<br>JYardley@houstondynamo.com   |                | (713) 743-0562<br>(713) 276-7500<br>(713) 276-7535<br>(713) 560-3290<br>(713) 276-7522<br>(832) 633-0632<br>(713) 276-7520<br>(713) 876-4500                                     |  |
| SPORTING KANSAS CITY<br>CommunityAmerica Ballpark Press Box<br>Main Office<br>Rob Thomson<br>RThomson@sportingkc.com<br>Dave Borchardt<br>DBorchardt@sportingkc.com<br>Kurt Austin<br>KAustin@sportingkc.com  | (913) 568-2213 | (913) 387-3400<br>(913) 387-3405<br>(913) 226-6024<br>(913) 387-3423<br>(816) 665-8442<br>(913) 387-3417<br>(816) 516-0577   |  |
| NEW ENGLAND REVOLUTION<br>Gillette Stadium Press Box<br>Main Office<br>Lizz Summers<br>Lizzs@revolutionsoccer.net<br>Alex Kantor<br>Alexk@revolutionsoccer.net<br>Missy Wade<br>MissyW@revolutionsoccer.net   |                | (508) 384-1960<br>(508) 543-8200<br>(508) 549-0496<br>(617) 571-2219<br>(508) 549-0468<br>(508) 455-7551<br>(508) 384-4372<br>(508) 212-5571                                     |  |
| PHILADELPHIA UNION<br>Stadium Press Box<br>Main Office<br>Aimee Cicero<br>ACicero@philadelphiaunion.com<br>Cristina Maillio-Belda<br>CMaillo-Belda@philadelphiaunion.com  |                | (610) 497-1657<br>(610) 497-8186<br>(610) 209-3657<br>(610) 497-8187<br>(240) 602-0488   |  |
| RED BULL NEW YORK<br>Red Bull Arena Press Box<br>Main Office<br>Jurgen Mainka<br>Jurgen.Mainka@newyorkredbulls.com<br>Ernesto Motta<br>Ernesto.Motta@newyorkredbulls.com<br>Robert Sierra<br>Robert.Sierra@newyorkredbulls.com<br>Brian Tsao<br>Brian.Tsao@newyorkredbulls.com<br>Mike Antonaccio<br>Michael.Antonaccio@newyorkredbulls.com |                | (201) 583-7000<br>(973) 268-7247<br>(973) 268-7244<br>(201) 745-3113<br>(973) 268-7242<br>(201) 253-8700<br>(973) 268-7246<br>(201) 988-3817<br>(973) 268-7243<br>(914) 282-5614 |  |
| TORONTO FC<br>BMO Field Press Box<br>Main Office<br>Luke Wileman<br>LWileman@torontofc.ca<br>Mike Masaro<br>MMasaro@torontofc.ca  |                | (416) 263-5863<br>(416) 815-5400<br>(416) 815-5400 x 5375<br>(416) 716-1311<br>(416) 815-5400 x 5375   |  |

**WESTERN CONFERENCE**

|   |  |  |  |
|---|--|--|--|
| CHIVAS USA<br>The Home Depot Center Press Box<br>Main Office<br>Eduard Cauch<br>Ecauch@cdchivasusa.com<br>David Lindholm<br>DLindholm@cdchivasusa.com   |  | (310) 630-2288<br>(310) 630-4550<br>(310) 630-4554<br>(310) 982-3656<br>(310) 630-4552<br>(310) 974-2987                                     |  |
| COLORADO RAPIDS<br>Dick's Sporting Goods Park Press Box<br>Main Office<br>Jason Gilham<br>JGilham@dsgpark.com   |  | (303) 727-3555<br>(303) 727-3500<br>(303) 727-3508<br>(303) 385-7698   |  |
| FC DALLAS<br>Pizza Hut Park Press Box<br>Main Office<br>Leigh Anne Gullett<br>LGullett@fcdallas.net<br>Jason Minnick<br>JMinnick@fcdallas.net   |  | (214) 705-8738<br>(214) 705-6700<br>(469) 365-0054<br>(210) 259-7865<br>(469) 365-0068<br>(570) 764-0294                                     |  |
| LA GALAXY<br>The Home Depot Center Press Box<br>Main Office<br>Patrick Donnelly<br>PDonnelly@lagalaxy.com<br>Justin Pearson<br>JPearson@lagalaxy.com<br>Jaime Cardenas<br>JCardenas@lagalaxy.com            |  | (310) 630-2288<br>(310) 630-2200<br>(310) 630-2214<br>(310) 617-7010<br>(310) 630-2216<br>(310) 617-2900<br>(310) 630-2215<br>(310) 995-8561 |  |
| PORTLAND TIMBERS<br>PGE Park Press Box<br>Main Office<br>Chris Metz<br>CMetz@pgepark.com<br>Mark Kostic<br>MKostic@pgepark.com  |  | TBD<br>TBD<br>(503) 553-5433<br>(503) 358-3608<br>(503) 553-5415<br>(503) 960-4113   |  |
| REAL SALT LAKE<br>Rio Tinto Stadium Press Box<br>Main Office<br>Trey Fitz-Gerald<br>TFitz@realsaltlake.com<br>John Koluder<br>JKoluder@realsaltlake.com   |  | (801) 727-2777<br>(801) 727-2771<br>(801) 856-8877<br>(801) 727-2716<br>(801) 918-5050   |  |
| SAN JOSE EARTHQUAKES<br>Oakland Alameda County Coliseum Press Box<br>Buck Shaw Stadium Press Box<br>Main Office<br>Jed Mettee<br>JMettee@sjeearthquakes.com<br>Frank Stranzl<br>FStranzl@sjeearthquakes.com |  | (510) 563-2294<br>(408) 554-5107<br>(408) 556-7700<br>(408) 556-7723<br>(408) 613-8172<br>(408) 556-7774<br>(707) 696-1931                   |  |
| SEATTLE SOUNDERS FC<br>Qwest Field Press Box<br>Main Office<br>Frank MacDonald<br>FrankM@soundersfc.com<br>Mike Ferris<br>MikeFe@soundersfc.com<br>Suzanne Lavender<br>Suzannel@seahawkssoundersfc.com      |  | (206) 381-7237<br>(425) 381-7555<br>(425) 203-8310<br>(425) 457-0701<br>(425) 203-8304<br>(425) 457-9001<br>(425) 203-8024<br>(206) 730-7549 |  |
| VANCOUVER WHITECAPS FC<br>Empire Field Press Box<br>Main Office<br>Jason Macnaughton<br>jmacnaughton@whitecapsfc.com<br>Nathan Vanstone<br>NVanstone@whitecapsfc.com  |  | TBD<br>(604) 669-9283<br>(604) 669-9283 x2287<br>(604) 753-8915<br>(604) 629-2251<br>(778) 228-7177  |  |



## MLS ROSTER COMPOSITION

A Major League Soccer club's first team roster is comprised of up to 30 players. All 30 players are eligible for selection to each 18-player game-day squad during the regular season and playoffs.

### Salary & Budget

- Players occupying roster spots 1-20 count against the club's 2011 salary budget of \$2,675,000, and are referred to collectively as the club's Salary Budget Players.
  - Roster spots 19 and 20 are not required to be filled, and teams may spread their salary budget across only 18 Salary Budget Players. A minimum salary budget charge will be imputed against a team's salary budget for each unfilled senior roster slot below 18.
  - The maximum budget charge for a single player is \$335,000.\*
  - A Designated Player counts \$335,000 against the club's salary budget, unless the player joins his club in the middle of the season, in which case his budget charge will be \$167,500.
- \* See section entitled Allocation Money below, under Player Acquisition Mechanisms, for details on buying down a player's budget charge.
- Players occupying roster spots 21-30 do not count against the club's salary budget, and are referred to collectively as the club's Off-Budget Players (maximum of 10 per team).
  - All Generation adidas players are Off-Budget players.
  - Players occupying roster spots 1-24 will earn at least \$42,000 in 2011.
  - Players occupying roster spots 25-30 will earn at least \$32,600 in 2011.
  - Clubs may elect to leave up to two of these roster spots (25-30) vacant and use \$35,000 for each empty spot as allocation money.
  - Clubs may sign up to two Home Grown Players to Generation adidas contracts.

### Age Designations

- Any player making \$32,600 must be under the age 25 (does not turn 25 or older in 2011).

### Domestic/International

- In 2011, a total of 144 international slots are divided among the 18 clubs. Each club began with eight international slots, which are tradable. There is no limit on the number of international slots on each club's roster.
- The remaining roster slots must belong to domestic players. For clubs based in the United States, a domestic player is either a U.S. citizen, a permanent resident (green card holder) or the holder of other special status (e.g., refugee or asylum status).
- The two MLS clubs based in Canada – Toronto FC and Vancouver Whitecaps FC – began with eight international slots, but their domestic slots may be filled with either Canadian or U.S. domestic players.
- MLS clubs based in Canada are required to have a minimum of three Canadian domestic players on their rosters.
- Players with the legal right to work in Canada are considered Canadian domestic players (i.e., Canadian citizen, permanent resident, part of a protected class).

NOTE: The terms Home Grown and Generation adidas are used to describe mechanisms by which players are acquired. They are not roster designations. All players' roster slots are determined by their compensation and/or age as outlined above.

## PLAYER ACQUISITION MECHANISMS

MLS teams may acquire players and add them to their rosters via the following mechanisms:

### (A) ALLOCATION RANKING

The allocation ranking is the mechanism used to determine which MLS club has first priority to acquire a U.S. National Team player who signs with MLS after playing abroad, or a former MLS player who returns to the League after having gone to a club abroad for a transfer fee. The allocation rankings may also be used in the event two or more clubs file a request for the same player on the same day. The allocations will be ranked in reverse order of finish for the 2010 season, taking playoff performance into account. Once the club uses its allocation ranking to acquire a player, it drops to the bottom of the list. A ranking can be traded, provided that part of the compensation received in return is another club's ranking. At all times, each club is assigned one ranking. The rankings reset at the end of each MLS League season.

### Allocation Money

Allocation money is a resource available to clubs in addition to their respective salary budgets. A club may receive allocation money for:

- (1) failure to qualify for the MLS Cup Playoffs;
- (2) the transfer of a player to a club outside of MLS for value;
- (3) expansion status;
- (4) qualification for the CONCACAF Champions League;

Each year the MLS Competition Committee determines the allocation amount to be made available to each club. Allocation money can be traded by clubs. Allocation money does not count against a club's salary budget and can be used:

- To sign players new to MLS (that is, a player who did not play in MLS during the previous season).
- To re-sign an existing MLS player, subject to League approval.
- To "buy-down" a player's salary budget charge below the League maximum of \$335,000.
- In connection with the exercise of an option to purchase a player's rights or the extension of a player's contract for the second year provided the player was new to MLS in the immediately prior year.

NOTE: To protect the interests of MLS and its clubs during discussions with prospective players or clubs in other leagues, amounts of allocation money held by each club will not be shared publicly. (Similarly, most clubs in other countries do not announce the amount of money they plan to spend during a given transfer window.)

### (B) DESIGNATED PLAYER

The Designated Player Rule allows clubs to acquire up to three players whose salaries exceed their budget charges, with the club bearing financial responsibility for the amount of compensation above each player's budget charge. Designated Player slots may be used to acquire players new to MLS or to retain current MLS players, subject to League approval. In 2011, a Designated Player's salary budget charge will be \$335,000, unless the player joins his club in the middle of the season, in which case his budget charge will be \$167,500.

Each club has two Designated Player slots, and clubs are allowed to "purchase" a third Designated Player slot for a one-time fee of \$250,000 that will be dispersed in the form of allocation money to all clubs that do not have three Designated Players. Designated Player slots are not tradable.

Clubs have the option of "buying down" the budget charge of a Designated Player with allocation money. The reduced charge may not be less than \$150,000.

## (C) SUPERDRAFT

The 2011 MLS SuperDraft, held Jan. 13 in Baltimore, Md., consisted of three rounds of 18 picks for a total of 54 player selections. A supplemental draft was held Jan. 18 via teleconference and consisted of three rounds. The majority of draft prospects are NCAA college seniors who have exhausted their college eligibility. Generation adidas players and non-collegiate international players are also eligible for selection in the SuperDraft and supplemental draft. Clubs may nominate players for the League's draft-eligible list, and only players from that list may be selected.

Generation adidas is a joint program between MLS and adidas that is dedicated to developing exceptional domestic talent in a professional environment. Each year, a handful of top domestic underclassmen and youth national team players are signed to the league and placed in the SuperDraft through this program. Generation adidas players also receive an educational stipend. Draft Order: Through the Expansion Priority Draft, Vancouver Whitecaps FC earned the first selection in the 2011 MLS SuperDraft while the Portland Timbers selected second. The next six selections went to clubs that did not qualify for the 2010 MLS Cup Playoffs beginning with the club with fewest regular season points (3 points per win, one point per tie). The remaining eight positions were ranked by fewest regular season points among the teams that were eliminated in the same round of the MLS Cup Playoffs. Unless claimed on waivers, a player who was drafted by a particular team through the SuperDraft or supplemental draft and did not sign with the League, is placed on that team's "College Protected List" until the second December 31 following the draft in question, after which the team loses the rights to the player.

## (D) TRADES

Players, SuperDraft and supplemental draft picks, allocation money, allocation rankings, and international player slots may all be exchanged in trades approved by the MLS League Office, provided all of the necessary rules regarding roster and salary budget compliance are met and the trade is completed during a valid trading period. No trades may occur after the Roster Freeze Deadline of September 15, 2011 at 5 p.m. ET.

## (E) DISCOVERY SIGNINGS

Clubs may make discovery claims on players not yet under MLS contract who are not subject to the allocation ranking or lottery mechanisms. Each club has the opportunity to make six discovery signings per season (expansion teams may make 10 discovery signings in their inaugural season). A club may have up to 10 discovery claims on unsigned players at any time and may remove or add players at any time. The last day for discovery player signings is September 15, 2011 – coinciding with the roster freeze date and trade deadline.

The six discovery signings can be used to fill senior roster spots only. If multiple clubs claim the same player using a discovery, the club that filed the claim first will have first rights to the player. Discovery claims expire following each season. If the League and player are unable to reach an agreement during the season, the club that first filed the discovery retains the right of first refusal in the event the player is later signed by the League.

Note: To protect interests of MLS clubs in scouting and negotiations with prospective players, the League office will not publicize the names of players on club discovery lists, nor specify if a discovery claim has been filed on a particular player.

## (F) HOME GROWN PLAYER SIGNINGS

A club may sign a player to his first professional contract without subjecting him to the MLS SuperDraft if the player has trained for at least one year in the club's youth development program and has met League criteria. Players joining MLS through this mechanism are known as Home Grown Players.

There is no limit to the number of Home Grown Players a club may sign in a given year.

## (G) RE-ENTRY PROCESS

The 2011 Re-Entry Process will commence after MLS Cup. The priority order for the Re-Entry Draft is reverse order of finish in 2011, taking into account playoff performance. Available to all teams in Stage 1 of the Re-Entry draft will be:

1. Players who are at least 23 years old and have a minimum of three years experience in MLS whose options were not exercised by their clubs (available at option salary for 2012).
  2. Players who are at least 25 years old with a minimum of four years of MLS experience who are out of contract and whose club does not wish to re-sign them at their previous salary (available for at least their 2011 salary).
  3. Players who are at least 30 years old with a minimum of eight years of MLS experience who are out of contract and whose club does not wish to re-sign them (available for at least 105% of their 2011 salary).
- Players who are not selected in Stage 1 of the Re-Entry Draft will be made available in Stage 2. Clubs selecting players in Stage 2 will negotiate a new salary with the player. Players who remain unselected after Stage 2 will be available to any MLS club on a first come, first serve basis.

## (H) WAIVERS

A team may place a player on waivers at any time during the regular season at which point he is made available to all other teams. The waiver claiming period shall commence on the first business day after the League delivers notice to teams and shall expire at 5 p.m. EST on the second business day after the Waiver Period Commencement Date. The claiming period is 48 hours.

The Waiver Draft order is determined via points per game once all teams have played at least three MLS League games. If the waiver takes place prior to all teams playing in at least three League games, priority shall be granted based upon the prior year's performance, taking playoff performance first, with teams eliminated from playoff contention at the same stage separated according to their point totals through the end of the regular season. New expansion teams shall be at the bottom of the waiver order.

Once a team selects a player off waivers, that club is automatically moved to the bottom of the priority list for subsequent waiver selections in a given season, regardless of its points-per-game total. Players who may be placed on the MLS waiver wire are as follows:

- (i) A player waived by an MLS team in the current season;
- (ii) A player who completed his college eligibility within the past season, who was not made available in the SuperDraft or supplemental draft;
- (iii) A player who has remaining college eligibility (and was not made available in the SuperDraft or supplemental draft), but the League at its discretion and after taking into account exceptional circumstances determines the player may be offered an MLS contract;
- (iv) A player who has played in MLS previously where his last MLS team does not wish to exercise their right of first refusal, except in the case of returning U.S. National Team players as stated above.
- (v) A player who was drafted in the SuperDraft or supplemental draft, and who after a trial with the club is not offered a contract by the first Monday of June.



## (I) LOTTERY

Some players shall be assigned to MLS teams via the weighted Lottery process. Any team assigned a player through the lottery in any particular season shall not be assigned another lottery player that season unless and until all teams have received a lottery player or have agreed to waive their option to participate in a Lottery. The players made available through lotteries include:

- (i) Generation adidas players signed after the MLS SuperDraft;
- (ii) Draft eligible players to whom an MLS contract was offered but who failed to sign with the League prior to the Draft.

The weighted lottery takes into consideration each team's performance over its last 30 regular season games and the most recent postseason. The team with the worst record over its last 30 regular season games (dating back to previous season if necessary and taking playoff performance into account) will have the greatest probability of winning the lottery. Teams are not required to participate in a lottery. Players are assigned via the lottery system in order to prevent a player from potentially influencing his destination club with a strategic holdout.

## (J) EXTREME HARDSHIP CALL-UPS

Teams may add players to their roster in cases of "extreme hardship" as follows: (1) a club with three goalkeepers on its 30-man roster, but has less than two available goalkeepers or (2) a team has less than 15 available players. Extreme hardship call-ups are made on a game-by-game basis.

## (K) SEASON-ENDING INJURY REPLACEMENTS

A team with a player lost to a season-ending injury can replace that player on its roster, while remaining responsible for the full amount of the injured player's salary. A player can be placed on the season-ending injury list once another player has been signed as a replacement (provided the team has budget space). International player limits still apply at the time a season-ending replacement is made (with the player being replaced not counting against those limits).

## (L) SHORT-TERM INJURY REPLACEMENTS

A team with a player who has a short-term injury can replace that player on its roster, while remaining responsible for the full amount of the injured player's salary. A player can be placed on the short-term injured reserve list once another player has been signed as a replacement (provided the team has budget space). Note that the injured player will have to sit out a minimum of six MLS League matches before he can rejoin the team's roster. International player limits still apply at the time a short-term replacement is made (with the player being replaced not counting against those limits).

NOTE: No changes may be made to a team's active full roster during the period beginning on September 16, 2011 (day after Roster Freeze Date) through the day after MLS Cup. Nevertheless, a team may obtain players in accordance with the extreme hardship rules and procedures to replace players who are injured or otherwise legitimately unavailable after the Roster Freeze Date. Any other replacements after the Roster Freeze Date may only be made in exceptional circumstances in the League's sole and absolute discretion.

## **METHODS OF RELEASING PLAYERS**

### (A) WAIVERS

Teams may waive players based on performance at any time during the MLS season. Players with guaranteed contracts will continue to have their salary budget charge applied to the team salary budget, subject to any settlement. Players on semi-guaranteed contracts can be waived prior to July 1 of any year and free up the corresponding budget space. If a player on a semi-guaranteed contract is waived after July 1, his salary budget charge will count against the team's salary budget and the team waiving the player will not receive a replacement except under the normal player acquisition mechanisms. Any settlement amount will be charged to the team's salary budget.

## (B) TRANSFERS AND LOANS

An MLS player may be transferred or loaned at any time to a team outside the League (subject to that team's Federation's transfer window), subject to the consent of the player. The registration windows – the dates between which MLS may request the transfer certificate of a player under contract in another country – are as follows:

January 21 – April 15 (Primary Window)  
July 15 – August 14 (Secondary Window)

## (C) CONTRACT EXPIRATION

When a player's contract expires, the player does not count against the roster or budget of the team in question. Subject to the Re-Entry Draft rules, a team retains the rights to the player indefinitely following the expiration of a contract only if attempts were made to re-sign the player.

## (D) BUYOUT OF GUARANTEED CONTRACT

Teams may have the ability to buyout one guaranteed player as follows:

- A Team may buy out one (1) guaranteed player (including a DP's) contract during the off-season and free up the corresponding budget space. Such a buyout is at the particular MLS Team's own expense.
- A Team may not free up budget space with a buyout of a player's salary budget charge during the season. Such a buyout will be conducted by the League and count on a Club's budget in a manner consistent with current MLS guidelines.

## (IV.) RIGHT OF FIRST REFUSAL

Right of first refusal grants one MLS club the first opportunity to add a player to its roster in the event that the player signs with MLS. Holding a right of first refusal applies only within MLS and does not indicate holding of the player's International Transfer Certificate.

OUT OF CONTRACT PLAYERS / OPTIONS NOT PICKED UP: Subject to the Re-Entry Draft rules, a team retains the right of first refusal to the player indefinitely only if attempts were made to re-sign the player.

DRAFTED BUT NOT SIGNED: A player who was drafted by a particular team through the SuperDraft or supplemental draft and did not sign, or who as of the first Monday in June is not offered a contract after a trial and clears waivers, is placed on that team's "College Protected List" until the second December 31 immediately following the draft in question, after which the team loses the rights to sign the player.

PLAYER TRANSFERRED OUTSIDE MLS: If a team receives allocation money as a result of a player's transfer, the team does not retain a right of first refusal.

FRONT OFFICE ADDRESS  
7000 South Harlem Ave.  
Bridgeview, IL 60455  
Phone: (708) 594-7200  
Fax: (708) 496-6050

## CHIEF CLUB OFFICIALS

Investor: Andrew Hauptman / Andell Holdings, Inc.  
President: Julian Posada  
Vice President: Dan Garnett  
Technical Director: Frank Klopas  
VP of Corporate Partnerships: Scott Malaga  
Director of Player Personnel: Mike Jeffries  
Director of Human Resources: Deanna Swanson  
Director of Business Operations: Eric Smith  
Director of Client Relations: David Huelsmann  
Director of Marketing: Emigdio Gamboa  
Director of Ticket Sales: Mike Ernst

## TEAM INFORMATION

Head Coach: Carlos de los Cobos  
Assistant Coach: Leo Percovich  
Goalkeeping Coach: Aron Hyde  
Strength and Conditioning Coach: Tony Jouaux  
Assistant Coach: Larry Sunderland  
Head Athletic Trainer: Bo Leonard  
Assistant Athletic Trainer: Matt Zalewski  
Director of Team Operations: Ron Stern  
Head Equipment Manager: Charles Raycroft  
Assistant Equipment Manager: Allan Araujo

## TEAM MEDICAL INFORMATION

Team Medical Director: Dr. Gilberto Muñoz  
Team Orthopedic Physician: Dr. Jason Koh  
Team Chiropractor: Dr. Aaron Wolfe  
Team Podiatrist: Dr. Megan Leahy  
Team Physical Therapist: Mike Shirilla  
Team Vision Specialist: Dr. Stephen Beckerman  
Massage Therapist: Kirt Huffman

## STADIUM INFORMATION

TOYOTA PARK  
7000 South Harlem Ave.  
Bridgeview, IL 60455  
MLS Capacity: 20,000 Seats  
Field Size: 75 x 120 yards  
Press Box Phone: 708.496.6891

## PRACTICE FACILITY

TOYOTA PARK  
7000 South Harlem Ave.  
Bridgeview, IL 60455  
Phone: (708) 594-7200



VISITING TEAM HOTEL  
TBD

## BROADCAST INFORMATION

TBD

## PR DIRECTORY

Brendan Hannan, Media Relations Manager  
O: (708) 496-6725 C: (720) 937-8962  
bhannan@chicago-fire.com

Scott Sandalow, Web Specialist  
O: (708) 496-6796 C: (847) 471-0313  
ssandalow@chicago-fire.com

Jeff Crandall, Social Media Specialist/Team Writer  
O: (708) 708-6753 C: (734) 751-04820  
jcrandall@chicago-fire.com

## ALL-TIME REGULAR-SEASON RESULTS

FC Dallas record: 19-11-3  
Home games: 12-3-1 (37 GF, 21 GA)  
Road games: 7-8-2 (27 GF, 30 GA)

| Year       | Score          | Result  | Venue            |
|------------|----------------|---------|------------------|
| 06/17/1998 | DAL 0 at CHI 1 | L       | Soldier Field    |
| 07/01/1998 | DAL 1 at CHI 4 | L       | Soldier Field    |
| 07/04/1998 | DAL 0 vs CHI 1 | L       | Cotton Bowl      |
| 09/10/1998 | DAL 3 vs CHI 2 | W       | Cotton Bowl      |
| 04/10/1999 | DAL 0 at CHI 0 | SOW     | Soldier Field    |
| 07/02/1999 | DAL 1 at CHI 1 | SOL     | Soldier Field    |
| 07/04/1999 | DAL 1 vs CHI 2 | L       | Cotton Bowl      |
| 08/22/1999 | DAL 3 vs CHI 3 | SOW     | Cotton Bowl      |
| 03/18/2000 | DAL 4 vs CHI 2 | W       | Cotton Bowl      |
| 05/24/2000 | DAL 3 at CHI 4 | L       | Soldier Field    |
| 08/16/2000 | DAL 3 vs CHI 0 | W       | Cotton Bowl      |
| 08/30/2000 | DAL 0 at CHI 4 | L       | Soldier Field    |
| 04/21/2001 | DAL 3 vs CHI 2 | W (OT)  | Cotton Bowl      |
| 07/21/2001 | DAL 1 at CHI 2 | L (2OT) | Soldier Field    |
| 09/08/2001 | DAL 2 at CHI 2 | T (2OT) | Soldier Field    |
| 06/15/2002 | DAL 3 at CHI 1 | W       | Cardinal Stadium |
| 08/10/2002 | DAL 3 vs CHI 1 | W       | Cotton Bowl      |
| 06/18/2003 | DAL 1 at CHI 4 | L       | Cardinal Stadium |
| 09/20/2003 | DAL 2 vs CHI 0 | W       | Dragon Stadium   |
| 04/17/2004 | DAL 2 at CHI 0 | W       | Soldier Field    |
| 08/28/2004 | DAL 4 vs CHI 1 | W       | Cotton Bowl      |
| 04/02/2005 | DAL 2 vs CHI 1 | W       | Cotton Bowl      |
| 06/12/2005 | DAL 0 at CHI 2 | L       | Soldier Field    |
| 04/01/2006 | DAL 3 vs CHI 2 | W       | Pizza Hut Park   |
| 07/15/2006 | DAL 3 at CHI 2 | W       | Toyota Park      |
| 05/17/2007 | DAL 2 at CHI 1 | W       | Toyota Park      |
| 09/20/2007 | DAL 1 vs CHI 1 | T       | Pizza Hut Park   |
| 06/15/2008 | DAL 1 vs CHI 0 | W       | Pizza Hut Park   |
| 09/21/2008 | DAL 4 at CHI 1 | W       | Toyota Park      |
| 03/21/2009 | DAL 1 vs CHI 3 | L       | Pizza Hut Park   |
| 05/31/2009 | DAL 3 at CHI 0 | W       | Toyota Park      |
| 05/27/2010 | DAL 1 at CHI 1 | T       | Toyota Park      |
| 10/02/2010 | DAL 3 vs CHI 0 | W       | Pizza Hut Park   |

## All-Time Postseason Results

|            |                |         |               |
|------------|----------------|---------|---------------|
| 10/16/1999 | DAL 2 vs CHI 1 | W       | Cotton Bowl   |
| 10/23/1999 | DAL 0 at CHI 4 | L       | Soldier Field |
| 10/27/1999 | DAL 3 vs CHI 2 | W       | Cotton Bowl   |
| 09/20/2001 | DAL 0 at CHI 2 | L       | Soldier Field |
| 09/23/2001 | DAL 1 vs CHI 1 | T (2OT) | Cotton Bowl   |
| 09/29/2001 | DAL 0 at CHI 2 | L       | Soldier Field |

| -----FC Dallas----- |     |     |    |      | -----Fire----- |     |    |      |  |
|---------------------|-----|-----|----|------|----------------|-----|----|------|--|
| Category            | 1   | 2   | OT | Tot. | 1              | 2   | OT | Tot. |  |
| Goals               | 30  | 33  | 1  | 64   | 18             | 32  | 1  | 51   |  |
| Shots               | 167 | 219 | 3  | 389  | 162            | 228 | 4  | 394  |  |
| Shots on Goal       | 84  | 106 | 1  | 191  | 68             | 106 | 4  | 178  |  |
| Fouls               | 290 | 303 | 7  | 600  | 214            | 219 | 2  | 435  |  |
| Offsides            | 39  | 41  | 0  | 80   | 34             | 40  | 0  | 74   |  |
| Corner Kicks        | 63  | 81  | 0  | 144  | 81             | 111 | 1  | 193  |  |

## Goals Scored in 15-Minute Intervals

|     | 1-15 | 16-30 | 31-45 | 46-60 | 61-75 | 76-90 | OT | Total |
|-----|------|-------|-------|-------|-------|-------|----|-------|
| DAL | 11   | 8     | 11    | 7     | 10    | 16    | 1  | 64    |
| CHI | 4    | 5     | 9     | 12    | 7     | 13    | 1  | 51    |

## All-Time Regular-Season Series Leaders

|                 | FC Dallas       | Fire             |
|-----------------|-----------------|------------------|
| Goals           | 7 Jason Kreis   | 8 Ante Razov     |
| Assists         | 8 Jason Kreis   | 8 Peter Nowak    |
| Shots           | 44 Jason Kreis  | 51 Ante Razov    |
| Shots on Goal   | 23 Jason Kreis  | 27 Ante Razov    |
| Fouls Committed | 35 Chad Deering | 37 C.J. Brown    |
| Fouls Suffered  | 37 Oscar Pareja | 40 Peter Nowak   |
| Wins            | 7 Matt Jordan   | 10 Zach Thornton |
| Losses          | 4 Matt Jordan   | 11 Zach Thornton |
| Shutouts        | 2 Jordan/Sala   | 5 Zach Thornton  |
| Saves           | 49 Matt Jordan  | 86 Zach Thornton |
| Goals Allowed   | 22 Matt Jordan  | 38 Zach Thornton |

## All-Time Regular-Season Series Game Highs

|                 | FC Dallas                    | Fire                         |
|-----------------|------------------------------|------------------------------|
| Goals           | 2 - 5 players tied           | 2 - 8 players tied           |
| Assists         | 2 - 5 players tied           | 3 Diego Gutierrez (5/24/00)  |
| Shots           | 8 - Kenny Cooper (6/15/08)   | 9 Hristo Stoichkov (7/21/01) |
| Shots on Goal   | 5 - Ariel Graziani (3/18/00) | 5 Ante Razov (5/24/00)       |
| Fouls Committed | 7 - Valakari/O'Brien         | 6 C.J. Brown (6/15/02)       |
| Fouls Suffered  | 5 - Oscar Pareja (9/8/01)    | 7 - 4 players tied           |
| Saves           | 8 - Matt Jordan (5/24/00)    | 11 Zach Thornton (4/21/01)   |
| Goals Allowed   | 4 - 4 players tied           | 4 - 3 players tied           |





## FRONT OFFICE ADDRESS

18400 Avalon Blvd., Suite 500  
Carson, CA 90746  
310-630-4550  
310-630-4551

## CHIEF CLUB OFFICIALS

Antonio Cue/ Investor, President  
Jose Domene/General Manager

## TEAM INFORMATION

Robin Fraser/Head Coach  
Greg Vanney/Assistant Coach  
Carlos Llamasa/Assistant Coach  
Nick Theslof/Technical Director  
Daniel Gonzales/Goalkeeper Coach  
Jim Liston/Strength and Conditioning Coach  
Kevin Esparza/Team Administrator  
Josh Beaumont/Athletic Trainer  
Raul Guerrero/Head Equipment Manager  
Jose Vargas/Assistant Equipment Manager  
Anthony Garcia/Assistant Athletic Trainer  
Miguel Torres/Message Therapist

## TEAM MEDICAL INFORMATION

Dr. Michael Gerhardt, M.D./ Team Physician  
Dr. Dave Wallis, M.D./ Team Physician  
Holly Silvers, M.P.T. / Team Physical Therapist

## STADIUM INFORMATION

The Home Depot Center  
18400 Avalon Blvd., Suite 500  
Carson, CA 90746  
Capacity: 27,000  
Press Box Phone Number: (310) 630-2288  
Press Box Fax: (310) 630-2289  
Field Dimensions: 120 yards by 75 yards  
Largest Attendance for an MLS Game: 27,000  
(Multiple occasions)

## PRACTICE FACILITY

The Home Depot Center  
18400 Avalon Blvd., Suite 500  
Carson, CA 90746

## VISITING TEAM HOTEL

Torrance Marriott South Bay  
3635 Fashion Way  
Torrance, CA, 90503  
Phone: (310) 316-3636  
Fax: (310) 543-6076



## BROADCAST INFORMATION

TV: PRIME/KDOC  
Radio: W Radio

## PR DIRECTORY

Eduard Cauich  
Communications Manager  
ecauch@cdchivasusa.com  
Office: (310) 630-4554  
Cell: (310) 982-3656

David Lindholm  
Communications Coordinator  
dlindholm@cdchivasusa.com  
Office: (310) 630-4552  
Cell: (310) 974-2987

Juan Paz  
Multimedia Coordinator  
jpaz@cdchivasusa.com  
Office: (310) 630-4575

## All-Time Regular-Season Results

FC Dallas record: 8-5-4  
Home games: 4-2-3 (10 GF, 8 GA)  
Road games: 4-3-1 (13 GF, 12 GA)


| Year       | Score          | Result | Venue                 |
|------------|----------------|--------|-----------------------|
| 04/16/2005 | DAL 3 at CHV 1 | W      | The Home Depot Center |
| 05/22/2005 | DAL 5 at CHV 2 | W      | The Home Depot Center |
| 06/22/2005 | DAL 2 vs CHV 1 | W      | Cotton Bowl           |
| 08/27/2005 | DAL 2 vs CHV 2 | T      | Pizza Hut Park        |
| 06/11/2006 | DAL 2 vs CHV 1 | W      | Pizza Hut Park        |
| 07/01/2006 | DAL 0 at CHV 3 | L      | The Home Depot Center |
| 09/09/2006 | DAL 1 at CHV 1 | T      | The Home Depot Center |
| 09/13/2006 | DAL 0 vs CHV 1 | L      | Pizza Hut Park        |
| 05/26/2007 | DAL 0 at CHV 2 | L      | The Home Depot Center |
| 07/04/2007 | DAL 2 vs CHV 0 | W      | Pizza Hut Park        |
| 10/11/2007 | DAL 0 vs CHV 0 | T      | Pizza Hut Park        |
| 03/30/2008 | DAL 1 vs CHV 1 | T      | Pizza Hut Park        |
| 04/20/2008 | DAL 2 at CHV 0 | W      | The Home Depot Center |
| 03/29/2009 | DAL 0 vs CHV 2 | L      | Pizza Hut Park        |
| 04/25/2009 | DAL 0 at CHV 2 | L      | The Home Depot Center |
| 06/26/2010 | DAL 2 at CHV 1 | W      | The Home Depot Center |
| 08/21/2010 | DAL 1 vs CHV 0 | W      | Pizza Hut Park        |

## All-Time Regular-Season Series Leaders

|                 | FC Dallas        | Chivas USA           |
|-----------------|------------------|----------------------|
| Goals           | 4 Carlos Ruiz    | 2 - 4 players tied   |
| Assists         | 5 Ronnie O'Brien | 3 Juan Pablo Garcia  |
| Shots           | 23 Kenny Cooper  | 22 Ante Razov        |
| Shots on Goal   | 14 Carlos Ruiz   | 6 Kljestan/Razov     |
| Fouls Committed | 18 Simo Valakari | 14 Paulo Nagamura    |
| Fouls Suffered  | 19 Carlos Ruiz   | 22 Francisco Mendoza |
| Wins            | 3 Garlick/Sala   | 2 Guzan/Thornton     |
| Losses          | 3 Dario Sala     | 3 Brad Guzan         |
| Shutouts        | 2 Dario Sala     | 3 Brad Guzan         |
| Saves           | 32 Dario Sala    | 31 Brad Guzan        |
| Goals Allowed   | 9 Dario Sala     | 11 Brad Guzan        |

## All-Time Regular-Season Series Game Highs

|                 | FC Dallas                  | Chivas USA                   |
|-----------------|----------------------------|------------------------------|
| Goals           | 1 - 22 players tied        | 2 Claudio Suarez (7/1/06)    |
| Assists         | 2 Ronnie O'Brien (5/22/05) | 3 Juan Pablo Garcia (7/1/06) |
| Shots           | 6 - 3 players tied         | 6 Isaac Romo (5/22/05)       |
| Shots on Goal   | 4 Ruiz/Cooper              | 3 Ante Razov (5/26/07)       |
| Fouls Committed | 9 Juan Toja (7/4/07)       | 6 Thiago Martins (4/16/05)   |
| Fouls Suffered  | 6 David Ferreira (8/21/10) | 5 Francisco Mendoza (twice)  |
| Saves           | 7 Dario Sala (3/30/08)     | 6 - 3 players tied           |
| Goals Allowed   | 3 Dario Sala (7/1/06)      | 5 Martin Zuniga (5/22/05)    |



|               | FC Dallas |     |    |      | Chivas USA |     |    |      |
|---------------|-----------|-----|----|------|------------|-----|----|------|
| Category      | 1         | 2   | OT | Tot. | 1          | 2   | OT | Tot. |
| Goals         | 9         | 14  | 0  | 23   | 7          | 13  | 0  | 20   |
| Shots         | 98        | 113 | 0  | 211  | 93         | 107 | 0  | 200  |
| Shots on Goal | 38        | 53  | 0  | 91   | 35         | 43  | 0  | 78   |
| Fouls         | 112       | 92  | 0  | 204  | 108        | 121 | 0  | 229  |
| Offsides      | 19        | 36  | 0  | 55   | 26         | 33  | 0  | 59   |
| Corner Kicks  | 36        | 51  | 0  | 87   | 42         | 46  | 0  | 88   |

## Goals Scored in 15-Minute Intervals

|     | 1-15 | 16-30 | 31-45 | 46-60 | 61-75 | 76-90 | OT | Total |
|-----|------|-------|-------|-------|-------|-------|----|-------|
| DAL | 1    | 3     | 5     | 3     | 4     | 7     | 0  | 23    |
| CHV | 1    | 3     | 3     | 6     | 2     | 5     | 0  | 20    |

## COLORADO RAPIDS

6000 Victory Way  
Commerce City, CO 80022  
Phone: (303) 727-3500  
Fax: (303) 727-3536  
E-mail: RapidsFanMail@dsgpark.com

## CLUB OFFICIALS

Owner/Operator: E. Stanley Kroenke/Kroenke  
Sports Enterprises  
Managing Director: Jeff Plush  
Vice President, Finance: Charlie Wright  
Chief Marketing Officer: Tim Hinchey  
Technical Director: Paul Bravo

## TEAM INFORMATION

Head Coach: Gary Smith  
Assistant Coach: Steve Guppy  
Assistant Coach: Brett Jacobs  
Goalkeeper Coach: David Kramer  
Fitness Coach: John Ireland  
Head Athletic Trainer: Jaime Rojas  
Assistant Athletic Trainer: Craig Magri  
Equipment Manager: Carlos Garcia  
Team Administrator: Erik Carlson

## TEAM MEDICAL INFORMATION

Team Physician: Dr. Wayne Gersoff  
Medical Provider: HealthOne

## STADIUM INFORMATION

Dick's Sporting Goods Park  
6000 Victory Way  
Commerce City, CO 80022  
Phone: (303) 727-3500  
Fax: (303) 727-3536  
E-mail: info@dsgpark.com  
Capacity: 18,086  
Field Size: 75 x 120  
Press Box Phone: (303) 727-3555  
Press Box Fax: (303) 727-3334

## PRACTICE FACILITY

Dick's Sporting Goods Park  
6000 Victory Way  
Commerce City, CO 80022



## VISITING TEAM HOTEL

Denver Marriott City Center  
1701 California Street  
Denver, CO 80202  
(800) 228-9290  
www.marriott.com

## BROADCAST INFORMATION

TV: Altitude Sports & Entertainment  
Talent: TBD (pxp) Marcelo Balboa (color)

## PR DIRECTORY

Director of Media Relations: Jason Gilham  
Office: (303) 727-3508  
Cell: (303) 385-7698  
E-mail: jgilham@dsgpark.com

## All-Time Regular-Season Results

FC Dallas record: 24-17-10  
Home games: 17-5-4 (49 GF, 26 GA)  
Road games: 7-12-6 (35 GF, 37 GA)

| Year       | Score          | Result  | Venue                      |
|------------|----------------|---------|----------------------------|
| 04/21/1996 | DAL 1 at COL 3 | L       | Mile High Stadium          |
| 05/29/1996 | DAL 0 at COL 2 | L       | Mile High Stadium          |
| 06/15/1996 | DAL 1 vs COL 1 | SOW     | Cotton Bowl                |
| 07/27/1996 | DAL 3 vs COL 0 | W       | Cotton Bowl                |
| 04/20/1997 | DAL 4 vs COL 1 | W       | Cotton Bowl                |
| 04/23/1997 | DAL 0 at COL 1 | L       | Mile High Stadium          |
| 07/20/1997 | DAL 4 at COL 2 | W       | Mile High Stadium          |
| 08/31/1997 | DAL 4 vs COL 1 | W       | Cotton Bowl                |
| 03/21/1998 | DAL 1 vs COL 1 | SOW     | Cotton Bowl                |
| 05/16/1998 | DAL 2 vs COL 1 | W       | Cotton Bowl                |
| 08/15/1998 | DAL 1 at COL 0 | W       | Mile High Stadium          |
| 09/26/1998 | DAL 1 at COL 3 | L       | Mile High Stadium          |
| 05/08/1999 | DAL 1 vs COL 1 | SOL     | Cotton Bowl                |
| 06/19/1999 | DAL 1 at COL 2 | L       | Mile High Stadium          |
| 07/31/1999 | DAL 0 vs COL 2 | L       | Cotton Bowl                |
| 08/18/1999 | DAL 3 at COL 0 | W       | Mile High Stadium          |
| 03/25/2000 | DAL 0 vs COL 1 | L       | Cotton Bowl                |
| 06/28/2000 | DAL 0 at COL 1 | L       | Mile High Stadium          |
| 05/05/2001 | DAL 0 vs COL 1 | L       | Cotton Bowl                |
| 06/16/2001 | DAL 6 at COL 3 | W       | Mile High Stadium          |
| 05/18/2002 | DAL 3 vs COL 1 | W       | Cotton Bowl                |
| 06/08/2002 | DAL 4 vs COL 1 | W       | Cotton Bowl                |
| 07/27/2002 | DAL 2 at COL 2 | T (2OT) | Invesco Field at Mile High |
| 09/01/2002 | DAL 2 at COL 3 | L       | Invesco Field at Mile High |
| 06/21/2003 | DAL 3 vs COL 1 | W       | Dragon Stadium             |
| 08/09/2003 | DAL 0 at COL 2 | L       | Invesco Field at Mile High |
| 09/06/2003 | DAL 1 at COL 2 | L       | Invesco Field at Mile High |
| 10/25/2003 | DAL 4 vs COL 3 | W       | Dragon Stadium             |
| 04/03/2004 | DAL 1 vs COL 1 | T       | Cotton Bowl                |
| 06/19/2004 | DAL 1 at COL 1 | T       | Invesco Field at Mile High |
| 08/07/2004 | DAL 1 vs COL 0 | W       | Cotton Bowl                |
| 09/04/2004 | DAL 1 at COL 2 | L       | Invesco Field at Mile High |
| 04/09/2005 | DAL 0 at COL 0 | T       | Invesco Field at Mile High |
| 05/18/2005 | DAL 2 vs COL 1 | W       | Cotton Bowl                |
| 06/25/2005 | DAL 3 at COL 1 | W       | Invesco Field at Mile High |
| 10/08/2005 | DAL 0 vs COL 0 | T       | Pizza Hut Park             |
| 04/15/2006 | DAL 2 at COL 2 | T       | Invesco Field at Mile High |
| 06/24/2006 | DAL 1 vs COL 0 | W       | Pizza Hut Park             |
| 07/29/2006 | DAL 4 vs COL 1 | W       | Pizza Hut Park             |
| 08/30/2006 | DAL 2 at COL 0 | W       | Invesco Field at Mile High |
| 04/22/2007 | DAL 3 vs COL 1 | W       | Pizza Hut Park             |
| 06/23/2007 | DAL 1 at COL 0 | W       | Dick's Sporting Goods Park |
| 08/04/2007 | DAL 1 vs COL 0 | W       | Pizza Hut Park             |
| 06/01/2008 | DAL 1 at COL 2 | L       | Dick's Sporting Goods Park |
| 07/19/2008 | DAL 2 vs COL 2 | T       | Pizza Hut Park             |
| 09/04/2008 | DAL 0 vs COL 1 | L       | Pizza Hut Park             |
| 06/24/2009 | DAL 1 at COL 1 | T       | Dick's Sporting Goods Park |
| 07/11/2009 | DAL 0 at COL 1 | L       | Dick's Sporting Goods Park |
| 10/17/2009 | DAL 2 vs COL 1 | W       | Pizza Hut Park             |
| 07/31/2010 | DAL 1 at COL 1 | T       | Dick's Sporting Goods Park |
| 10/09/2010 | DAL 2 vs COL 2 | T       | Pizza Hut Park             |

| FC Dallas     |     |     |    |      | Rapids |     |    |      |  |
|---------------|-----|-----|----|------|--------|-----|----|------|--|
| Category      | 1   | 2   | OT | Tot. | 1      | 2   | OT | Tot. |  |
| Goals         | 39  | 45  | 0  | 84   | 30     | 33  | 0  | 63   |  |
| Shots         | 307 | 361 | 6  | 674  | 287    | 400 | 1  | 688  |  |
| Shots on Goal | 128 | 171 | 2  | 301  | 122    | 158 | 0  | 280  |  |
| Fouls         | 352 | 370 | 0  | 722  | 349    | 323 | 2  | 674  |  |
| Offsides      | 92  | 77  | 0  | 169  | 58     | 60  | 0  | 118  |  |
| Corner Kicks  | 104 | 132 | 4  | 240  | 122    | 157 | 0  | 279  |  |

## Goals Scored in 15-Minute Intervals

| 1-15 | 16-30 | 31-45 | 46-60 | 61-75 | 76-90 | OT | Total |
|------|-------|-------|-------|-------|-------|----|-------|
| DAL  | 9     | 13    | 17    | 14    | 15    | 0  | 84    |
| COL  | 11    | 11    | 8     | 11    | 9     | 0  | 63    |

## All-Time Postseason Results


| Year       | Score          | Result    | Venue                      |
|------------|----------------|-----------|----------------------------|
| 10/12/1997 | DAL 0 vs COL 1 | L         | Cotton Bowl                |
| 10/15/1997 | DAL 1 at COL 2 | L         | Mile High Stadium          |
| 09/25/2002 | DAL 4 vs COL 2 | W         | Cotton Bowl                |
| 09/28/2002 | DAL 0 at COL 1 | L         | Invesco Field at Mile High |
| 10/02/2002 | DAL 1 vs COL 2 | T (2OT)   | Cotton Bowl                |
| 10/22/2005 | DAL 0 at COL 0 | T         | Invesco Field at Mile High |
| 10/29/2005 | DAL 2 vs COL 2 | SOL (2OT) | Pizza Hut Park             |
| 10/21/2006 | DAL 2 at COL 1 | W         | Invesco Field at Mile High |
| 10/28/2006 | DAL 2 vs COL 3 | L (2OT)   | Pizza Hut Park             |
| 11/21/2010 | DAL 1 vs COL 2 | L (2OT)   | BMO Field                  |

## All-Time Regular-Season Series Leaders

|                 | FC Dallas       | Rapids              |
|-----------------|-----------------|---------------------|
| Goals           | 8 Jason Kreis   | 7 John Spencer      |
| Assists         | 7 Kreis/Pareja  | 6 Chris Henderson   |
| Shots           | 73 Jason Kreis  | 55 Chris Henderson  |
| Shots on Goal   | 23 Jason Kreis  | 23 Chris Henderson  |
| Fouls Committed | 36 Kreis/Pareja | 37 Kyle Beckerman   |
| Fouls Suffered  | 48 Oscar Pareja | 32 Chris Henderson  |
| Wins            | 7 Mark Dodd     | 4 Marcus Hahnemann  |
| Losses          | 8 Matt Jordan   | 6 Joe Cannon        |
| Shutouts        | 4 Dario Sala    | 1 - 9 players tied  |
| Saves           | 55 Mark Dodd    | 47 Marcus Hahnemann |
| Goals Allowed   | 21 Matt Jordan  | 18 Joe Cannon       |

## All-Time Regular-Season Series Game Highs

|                 | FC Dallas                    | Rapids                  |
|-----------------|------------------------------|-------------------------|
| Goals           | 3 Bobby Rhine (6/8/02)       | 2 - 6 players tied      |
| Assists         | 3 Antonio Martinez (5/18/02) | 2 - 5 players tied      |
| Shots           | 8 Gerrell Elliott (7/27/96)  | 8 Harris/Spencer        |
| Shots on Goal   | 5 Elliott/Washington         | 4 - 5 players tied      |
| Fouls Committed | 6 Toni Nhlleko (9/6/03)      | 6 Jean Harbor (5/29/96) |
| Fouls Suffered  | 8 Oscar Pareja (6/8/02)      | 6 Chung/Gomez           |
| Saves           | 9 Mark Dodd (6/15/96)        | 10 Marcus Hahnemann     |
| Goals Allowed   | 3 - 5 players tied           | 6 Adin Brown (6/16/01)  |



## ----- Rapids -----

| Category      | 1   | 2   | OT | Tot. |
|---------------|-----|-----|----|------|
| Goals         | 30  | 33  | 0  | 63   |
| Shots         | 287 | 400 | 1  | 688  |
| Shots on Goal | 122 | 158 | 0  | 280  |
| Fouls         | 349 | 323 | 2  | 674  |
| Offsides      | 58  | 60  | 0  | 118  |
| Corner Kicks  | 122 | 157 | 0  | 279  |

## Goals Scored in 15-Minute Intervals

| 1-15 | 16-30 | 31-45 | 46-60 | 61-75 | 76-90 | OT | Total |
|------|-------|-------|-------|-------|-------|----|-------|
| DAL  | 9     | 13    | 17    | 14    | 15    | 0  | 84    |
| COL  | 11    | 11    | 8     | 11    | 9     | 0  | 63    |



## FRONT OFFICE ADDRESS

Columbus Crew  
One Black & Gold Blvd.  
Columbus, Ohio 43211  
Main: (614) 447-2739  
Fax: (614) 447-4109

## CHIEF CLUB OFFICIALS

Investor/Operator:  
The Hunt Family/local investors

## Chief Executives:

President, Hunt Sports Group: John Wagner  
President & General Manager: Mark McCullers

## TEAM INFORMATION

Technical Staff:  
Technical Director: Brian Bliss  
Head Coach: Robert Warzycha  
Assistant Coaches: Ricardo Iribarren, Mike Lapper,  
Vadim Kirillov

## Athletic Training Staff:

Head Athletic Trainer: Dave Lagow  
Assistant Athletic Trainer: Skylar Richards  
Strength & Conditioning Coach: Michael Tremble,  
CSCS

## Director, Team Operations: Tucker Walther

Equipment Manager: Rusty Wummel

## TEAM MEDICAL INFORMATION

Team Doctor: Pete Edwards, MD  
Sports Medicine Providers: OhioHealth Sports  
Medicine

## STADIUM INFORMATION

Columbus Crew Stadium  
One Black & Gold Blvd.  
Columbus, Ohio 43211  
Capacity: 20,145  
Field Size: 115 yards x 75 yards  
Largest MLS attendance: 24,741  
Press Box Phone: (614) 447-4289

## PRACTICE FACILITY

Crew Training Center at Obetz  
4153 Alum Creek Dr.  
Obetz, Ohio 43207  
Main: (614) 492-1283



## VISITING TEAM HOTEL

Hyatt on Capitol Square  
75 E. State Street  
Columbus, Ohio 43215  
Main: (614) 228-1234

## BROADCAST INFORMATION

Local TV:  
English – ONN  
Local Radio:  
English – 610 WTVN  
Spanish – WVKO-FM La Mega 103.1

## PR DIRECTORY

Sr. Director of Communications:  
Dave Stephany  
Office: (614) 447-4190  
dstephany@thecrew.com

## Communications Manager:

Marco Rosa  
Office: (614) 447-4176  
mrosa@thecrew.com

## All-Time Regular-Season Results

FC Dallas record: 15-15-8  
Home games: 11-5-2 (32 GF, 20 GA)  
Road games: 4-10-6 (21 GF, 32 GA)

| Year       | Score          | Result  | Venue          |
|------------|----------------|---------|----------------|
| 05/05/1996 | DAL 0 vs CLB 0 | SOW     | Cotton Bowl    |
| 07/31/1996 | DAL 2 at CLB 1 | W       | Ohio Stadium   |
| 08/14/1996 | DAL 2 vs CLB 2 | SOL     | Cotton Bowl    |
| 04/13/1997 | DAL 1 at CLB 2 | L       | Ohio Stadium   |
| 07/13/1997 | DAL 2 at CLB 1 | W       | Ohio Stadium   |
| 09/06/1997 | DAL 3 vs CLB 0 | W       | Cotton Bowl    |
| 03/29/1998 | DAL 2 vs CLB 1 | W       | Cotton Bowl    |
| 07/25/1998 | DAL 2 at CLB 1 | W       | Ohio Stadium   |
| 04/24/1999 | DAL 2 vs CLB 0 | W       | Cotton Bowl    |
| 07/24/1999 | DAL 1 at CLB 4 | L       | Crew Stadium   |
| 04/29/2000 | DAL 2 vs CLB 1 | W       | otton Bowl     |
| 05/20/2000 | DAL 1 at CLB 2 | L       | Crew Stadium   |
| 06/07/2000 | DAL 3 vs CLB 2 | W       | Cotton Bowl    |
| 06/10/2000 | DAL 1 at CLB 1 | T (2OT) | Crew Stadium   |
| 05/12/2001 | DAL 4 vs CLB 0 | W       | Cotton Bowl    |
| 06/23/2001 | DAL 1 vs CLB 2 | L       | Cotton Bowl    |
| 07/07/2001 | DAL 2 at CLB 2 | T (2OT) | Crew Stadium   |
| 08/15/2001 | DAL 0 at CLB 3 | L       | Crew Stadium   |
| 05/25/2002 | DAL 1 at CLB 1 | T (2OT) | Crew Stadium   |
| 06/29/2002 | DAL 1 vs CLB 0 | W (2OT) | Cotton Bowl    |
| 07/05/2003 | DAL 0 at CLB 0 | T (2OT) | Crew Stadium   |
| 08/23/2003 | DAL 1 vs CLB 2 | L       | Dragon Stadium |
| 09/13/2003 | DAL 2 at CLB 3 | L       | Crew Stadium   |
| 05/01/2004 | DAL 0 at CLB 0 | T       | Crew Stadium   |
| 07/10/2004 | DAL 0 vs CLB 0 | T       | Cotton Bowl    |
| 07/28/2004 | DAL 1 at CLB 2 | L       | Crew Stadium   |
| 08/20/2005 | DAL 0 at CLB 1 | L       | Crew Stadium   |
| 10/05/2005 | DAL 2 vs CLB 1 | W       | Pizza Hut Park |
| 06/03/2006 | DAL 1 vs CLB 2 | L       | Pizza Hut Park |
| 09/30/2006 | DAL 1 at CLB 3 | L       | Crew Stadium   |
| 08/11/2007 | DAL 3 vs CLB 2 | W       | Pizza Hut Park |
| 10/06/2007 | DAL 3 at CLB 1 | W       | Crew Stadium   |
| 08/16/2008 | DAL 1 at CLB 2 | L       | Crew Stadium   |
| 08/30/2008 | DAL 1 vs CLB 2 | L       | Pizza Hut Park |
| 06/20/2009 | DAL 2 vs CLB 1 | W       | Pizza Hut Park |
| 08/15/2009 | DAL 0 at CLB 2 | L       | Crew Stadium   |
| 04/10/2010 | DAL 2 vs CLB 2 | T       | Pizza Hut Park |
| 08/28/2010 | DAL 0 at CLB 0 | T       | Crew Stadium   |

## All-Time Regular-Season Series Leaders

|                 | FC Dallas       | Crew                          |
|-----------------|-----------------|-------------------------------|
| Goals           | 7 Jason Kreis   | 7 Brian McBride               |
| Assists         | 9 Jason Kreis   | 6 Barros Schelotto/Cunningham |
| Shots           | 69 Jason Kreis  | 51 Brian McBride              |
| Shots on Goal   | 29 Jason Kreis  | 25 Brian McBride              |
| Fouls Committed | 35 Kreis/Pareja | 38 Brian Maisonneuve          |
| Fouls Suffered  | 35 Oscar Pareja | 36 Kyle Martino               |
| Wins            | 5 Dodd/Jordan   | 3 Busch/Hesmer                |
| Losses          | 4 Jordan/Sala   | 2 - 5 players tied            |
| Shutouts        | 3 Matt Jordan   | 2 - 3 players tied            |
| Saves           | 43 Matt Jordan  | 32 Tom Presthus               |
| Goals Allowed   | 18 Matt Jordan  | 10 William Hesmer             |

## All-Time Regular-Season Series Game Highs

|                 | FC Dallas                | Crew                     |
|-----------------|--------------------------|--------------------------|
| Goals           | 2 Elliott/Thompson       | 2 - 3 players tied       |
| Assists         | 2 - 4 players tied       | 2 - 8 players tied       |
| Shots           | 8 Kenny Cooper (8/16/08) | 9 McBride/Buddle         |
| Shots on Goal   | 4 - 4 players tied       | 4 - 3 players tied       |
| Fouls Committed | 6 Graziani/Denilson      | 5 - 6 players tied       |
| Fouls Suffered  | 8 Brian Haynes (8/14/96) | 7 - 4 players tied       |
| Saves           | 9 Matt Jordan (4/24/99)  | 8 Tom Presthus (6/29/02) |
| Goals Allowed   | 4 Matt Jordan (7/24/99)  | 4 Tom Presthus (5/12/01) |



|               | FC Dallas |     |    |      | Crew |     |    |      |
|---------------|-----------|-----|----|------|------|-----|----|------|
| Category      | 1         | 2   | OT | Tot. | 1    | 2   | OT | Tot. |
| Goals         | 17        | 35  | 1  | 53   | 25   | 27  | 0  | 52   |
| Shots         | 230       | 309 | 7  | 546  | 233  | 274 | 3  | 510  |
| Shots on Goal | 95        | 128 | 3  | 226  | 98   | 112 | 0  | 210  |
| Fouls         | 305       | 303 | 8  | 616  | 253  | 253 | 4  | 510  |
| Offsides      | 50        | 44  | 2  | 96   | 44   | 45  | 1  | 90   |
| Corner Kicks  | 77        | 117 | 1  | 195  | 101  | 107 | 2  | 210  |

## Goals Scored in 15-Minute Intervals

|     | 1-15 | 16-30 | 31-45 | 46-60 | 61-75 | 76-90 | OT | Total |
|-----|------|-------|-------|-------|-------|-------|----|-------|
| DAL | 6    | 4     | 7     | 8     | 7     | 20    | 1  | 53    |
| CLB | 5    | 10    | 10    | 3     | 13    | 11    | 0  | 52    |

## D.C. UNITED

RFK Stadium  
2400 East Capitol St. SE  
Washington, DC 20003  
(202) 587-5000  
dcunited.com

## CHIEF CLUB OFFICIALS

Executive Chairman: Will Chang  
President and CEO: Kevin Payne  
Executive Vice President: Stephen Zack  
General Manager: Dave Kasper

## TEAM INFORMATION

Head Coach: Ben Olsen  
Assistant Coach: Chad Ashton  
Assistant Coach: Pat Onstad  
Team Administrator: Francisco Tobar  
Equipment Manager: David Brauzer  
Assistant Equipment Manager: Tim Hall  
Team Operations Assistant: Steve Olivarez

## TEAM MEDICAL INFORMATION

Head Athletic Trainer: Brian Goodstein  
Assistant Athletic Trainer / Head Strength and Conditioning Coach: Pete Calabrese  
Physical Therapist: Gabriel Manoel  
Massage Therapist: Jennifer Roberts  
Team Chiropractor: Hiram Bagy  
Head Team Physician: James Gilbert, MD

## STADIUM INFORMATION

RFK Stadium  
2400 East Capitol Street, SE  
Washington, DC 2003

Capacity: 46,686

Field Dimensions: 72 yards x 110 yards

Largest MLS attendance: 57,431 – MLS Cup 1997,

D.C. United v Colorado Rapids

## TRAINING FACILITY

RFK Stadium Training Fields  
2400 East Capitol Street, SE  
Washington, DC 2003



## VISITING TEAM HOTEL

Renaissance M Street Hotel  
1143 New Hampshire Avenue, NW  
Washington, DC 20037  
(202) 775-0800  
renaissancemstreethotel.com

## BROADCAST INFORMATION

Television Partner: Comcast SportsNet  
Talent: Dave Johnson, Thomas Rongen  
Radio Partner (Spanish): La Nueva 87.7 FM  
Talent: Herbert Baires

## PR DIRECTORY

Director, Marketing Communications: Kyle Sheldon  
Office: (202) 587-5450  
Mobile: (571) 334-8649  
Email: ksheldon@dcunited.com

Manager, Media Relations: Alex Caulfield

Office: (202) 587-5429

Mobile: (216) 978-7212

Email: acaulfield@dcunited.com

## All-Time Regular-Season Results

FC Dallas record: 17-13-6  
Home games: 12-6-2 (37 GF, 26 GA)  
Road games: 5-7-4 (27 GF, 39 GA)

| Year       | Score         | Result  | Venue          |
|------------|---------------|---------|----------------|
| 05/01/1996 | DAL 1 at DC 3 | L       | RFK Stadium    |
| 05/18/1996 | DAL 3 vs DC 2 | W       | Cotton Bowl    |
| 07/04/1996 | DAL 1 vs DC 1 | SOW     | Cotton Bowl    |
| 07/07/1996 | DAL 1 at DC 6 | L       | RFK Stadium    |
| 05/04/1997 | DAL 2 vs DC 2 | SOW     | Cotton Bowl    |
| 05/10/1997 | DAL 2 at DC 2 | SOW     | RFK Stadium    |
| 07/04/1997 | DAL 2 vs DC 3 | L       | Cotton Bowl    |
| 06/07/1998 | DAL 4 at DC 4 | SOW     | RFK Stadium    |
| 08/07/1998 | DAL 0 vs DC 1 | L       | Cotton Bowl    |
| 06/16/1999 | DAL 3 vs DC 0 | W       | Cotton Bowl    |
| 09/04/1999 | DAL 1 at DC 4 | L       | RFK Stadium    |
| 05/27/2000 | DAL 2 at DC 3 | L       | RFK Stadium    |
| 06/24/2000 | DAL 0 at DC 2 | L       | RFK Stadium    |
| 07/08/2000 | DAL 3 vs DC 0 | W       | Cotton Bowl    |
| 08/12/2000 | DAL 1 vs DC 0 | W       | Cotton Bowl    |
| 06/09/2001 | DAL 3 vs DC 0 | W       | Cotton Bowl    |
| 04/06/2002 | DAL 2 vs DC 1 | W       | Cotton Bowl    |
| 09/19/2002 | DAL 4 at DC 3 | W (2OT) | RFK Stadium    |
| 05/03/2003 | DAL 0 at DC 0 | T (2OT) | RFK Stadium    |
| 05/31/2003 | DAL 3 vs DC 2 | W       | Dragon Stadium |
| 07/02/2003 | DAL 1 vs DC 3 | L       | Dragon Stadium |
| 06/26/2004 | DAL 1 vs DC 1 | T       | Cotton Bowl    |
| 07/24/2004 | DAL 5 vs DC 1 | W       | Cotton Bowl    |
| 09/11/2004 | DAL 0 at DC 3 | L       | RFK Stadium    |
| 05/28/2005 | DAL 2 at DC 0 | W       | RFK Stadium    |
| 09/10/2005 | DAL 1 vs DC 2 | L       | Pizza Hut Park |
| 04/29/2006 | DAL 1 at DC 1 | T       | RFK Stadium    |
| 07/04/2006 | DAL 0 vs DC 1 | L       | Pizza Hut Park |
| 07/14/2007 | DAL 3 at DC 3 | T       | RFK Stadium    |
| 09/01/2007 | DAL 0 vs DC 4 | L       | Pizza Hut Park |
| 09/13/2008 | DAL 2 at DC 2 | T       | RFK Stadium    |
| 09/28/2008 | DAL 3 vs DC 0 | W       | Pizza Hut Park |
| 05/02/2009 | DAL 1 at DC 2 | L       | RFK Stadium    |
| 09/05/2009 | DAL 2 vs DC 2 | T       | Pizza Hut Park |
| 05/08/2010 | DAL 1 vs DC 0 | W       | Pizza Hut Park |
| 08/14/2010 | DAL 3 at DC 1 | W       | RFK Stadium    |

## All-Time Regular-Season Series Leaders

|                 | FC Dallas          | United             |
|-----------------|--------------------|--------------------|
| Goals           | 11 Jason Kreis     | 9 Raul Diaz Arce   |
| Assists         | 4 - 3 players tied | 11 Jaime Moreno    |
| Shots           | 70 Jason Kreis     | 40 Jaime Moreno    |
| Shots on Goal   | 36 Jason Kreis     | 24 Raul Diaz Arce  |
| Fouls Committed | 37 Jason Kreis     | 34 Ben Olsen       |
| Fouls Suffered  | 44 Jason Kreis     | 52 Jaime Moreno    |
| Wins            | 6 Mark Dodd        | 3 Presthus/Rimando |
| Losses          | 4 Mark Dodd        | 4 Rimando/Simpson  |
| Shutouts        | 3 Matt Jordan      | 2 Perkins/Rimando  |
| Saves           | 52 Mark Dodd       | 30 Nick Rimando    |
| Goals Allowed   | 23 Mark Dodd       | 13 Nick Rimando    |

## All-Time Regular-Season Series Game Highs

|                 | FC Dallas                  | United                    |
|-----------------|----------------------------|---------------------------|
| Goals           | 2 - 7 players tied         | 4 Raul Diaz Arce (7/7/96) |
| Assists         | 2 - 7 players tied         | 3 Jaime Moreno (twice)    |
| Shots           | 7 - 3 players tied         | 8 Bobby Convey (5/31/03)  |
| Shots on Goal   | 6 Jason Kreis (5/27/00)    | 6 Raul Diaz Arce (7/7/96) |
| Fouls Committed | 9 Arturo Alvarez (5/28/05) | 9 Albright/Fred           |
| Fouls Suffered  | 7 - 3 players tied         | 7 - 3 players tied        |
| Saves           | 11 Matt Jordan (9/4/99)    | 7 Nick Rimando (9/10/05)  |
| Goals Allowed   | 5 Mark Dodd (7/7/96)       | 5 Troy Perkins (7/24/04)  |



|               | FC Dallas |     |    |      | United |     |    |      |
|---------------|-----------|-----|----|------|--------|-----|----|------|
| Category      | 1         | 2   | OT | Tot. | 1      | 2   | OT | Tot. |
| Goals         | 27        | 36  | 1  | 64   | 24     | 41  | 0  | 65   |
| Shots         | 194       | 248 | 3  | 445  | 223    | 246 | 2  | 471  |
| Shots on Goal | 86        | 131 | 3  | 220  | 117    | 134 | 0  | 251  |
| Fouls         | 282       | 252 | 3  | 537  | 266    | 284 | 4  | 554  |
| Offsides      | 61        | 61  | 0  | 122  | 47     | 40  | 0  | 87   |
| Corner Kicks  | 69        | 78  | 1  | 148  | 108    | 122 | 4  | 234  |

## Goals Scored in 15-Minute Intervals

|     | 1-15 | 16-30 | 31-45 | 46-60 | 61-75 | 76-90 | OT | Total |
|-----|------|-------|-------|-------|-------|-------|----|-------|
| DAL | 7    | 7     | 13    | 9     | 12    | 15    | 1  | 64    |
| DC  | 8    | 9     | 7     | 13    | 15    | 13    | 0  | 65    |



## HOUSTON DYNAMO

1001 Avenida de las Americas, Suite 200  
Houston, TX 77010  
(713) 276-7500  
www.HoustonDynamo.com



## CHIEF CLUB OFFICIALS

Investor/Operators: AEG, Brener International Group, Golden Boy Promotions  
President, Business Operations: Chris Canetti  
Senior Vice President: Rocky Harris  
Senior Vice President, Business Development: Steven Powell

## TEAM INFORMATION

Head Coach: Dominic Kinnear  
Assistant Coaches: Wade Barrett, Steve Ralston  
Goalkeepers Coach: Tim Hanley  
Manager, Team Operations: Nick Kowba  
Equipment Manager: Michael Porter

## TEAM MEDICAL INFORMATION

Head Athletic Trainer: Theron Enns  
Assistant Athletic Trainer: Shane Caron  
Head Team Physician: Kaare Kolstad, M.D.  
Official Hospital: The Methodist Hospital System

## ROBERTSON STADIUM

3875 Holman St., Houston, TX 77004  
MLS Capacity: 32,000  
Surface: Grass  
Field Dimensions: 115 x 75 yards

## PRACTICE FACILITIES

Carl Lewis Track & Field Complex  
4800 Calhoun Rd., Houston, TX 77004

## Houston Amateur Sports Park

Texas 288 & Airport Blvd., Houston TX

## VISITING TEAM HOTEL

Hyatt Regency Downtown  
1200 Louisiana St.  
Houston TX 77002

## BROADCAST INFORMATION

English TV: TBA  
Talent: Play-by-play – Glenn Davis; Analyst – James Clarkson  
English Radio: SportsTalk 790 AM  
Talent: Play-by-play – Jonathan Yardley  
Spanish TV: TV Informa  
Talent: TBA  
Spanish Radio: La Ranchera 850 AM  
Talent: Play-by-play – Daniel Mejia; Analysts – Alex Parra, Ricardo Palacios

## PR DIRECTORY

Senior Director, Communications: Lester Gretsich  
Office: (713) 276-7522  
Cell: (832) 633-0632  
E-mail: lgretsich@HoustonDynamo.com

## Communications Manager: Jonathan Yardley

Office: (713) 276-7520  
Cell: (713) 876-4500  
E-mail: jyardley@HoustonDynamo.com

## Digital Content Producer: Jonathan Kaplan

Office: (713) 276-7588  
Cell: (516) 965-4664

Department E-mail: press@HoustonDynamo.com

## All-Time Regular-Season Results

FC Dallas record: 3-7-6  
Home games: 2-2-4 (7 GF, 10 GA)  
Road games: 1-5-2 (9 GF, 13 GA)

| Year       | Score          | Result | Venue             |
|------------|----------------|--------|-------------------|
| 05/06/2006 | DAL 3 at HOU 4 | L      | Robertson Stadium |
| 05/13/2006 | DAL 1 vs HOU 1 | T      | Pizza Hut Park    |
| 08/12/2006 | DAL 0 at HOU 1 | L      | Robertson Stadium |
| 09/02/2006 | DAL 1 vs HOU 0 | W      | Pizza Hut Park    |
| 06/03/2007 | DAL 1 at HOU 2 | L      | Robertson Stadium |
| 06/30/2007 | DAL 0 vs HOU 0 | T      | Pizza Hut Park    |
| 08/19/2007 | DAL 0 at HOU 1 | L      | Robertson Stadium |
| 09/30/2007 | DAL 0 vs HOU 3 | L      | Pizza Hut Park    |
| 04/06/2008 | DAL 3 at HOU 3 | T      | Robertson Stadium |
| 05/28/2008 | DAL 2 vs HOU 2 | T      | Pizza Hut Park    |
| 06/26/2008 | DAL 1 at HOU 1 | T      | Robertson Stadium |
| 05/09/2009 | DAL 0 at HOU 1 | L      | Robertson Stadium |
| 06/13/2009 | DAL 1 vs HOU 3 | L      | Pizza Hut Park    |
| 08/06/2009 | DAL 1 vs HOU 0 | W      | Pizza Hut Park    |
| 03/27/2010 | DAL 1 vs HOU 1 | T      | Pizza Hut Park    |
| 05/05/2010 | DAL 1 at HOU 0 | W      | Robertson Stadium |

## All-Time Postseason Results


|            |                |         |                   |
|------------|----------------|---------|-------------------|
| 10/27/2007 | DAL 1 vs HOU 0 | W       | Pizza Hut Park    |
| 11/02/2007 | DAL 1 at HOU 4 | L (2OT) | Robertson Stadium |

## All-Time Regular-Season Series Leaders

|                 | FC Dallas          | Dynamo               |
|-----------------|--------------------|----------------------|
| Goals           | 4 Kenny Cooper     | 4 Dwayne De Rosario  |
| Assists         | 2 - 4 players tied | 4 Ching/Davis        |
| Shots           | 17 Kenny Cooper    | 28 Dwayne De Rosario |
| Shots on Goal   | 9 Kenny Cooper     | 15 Dwayne De Rosario |
| Fouls Committed | 24 Carlos Ruiz     | 24 Eddie Robinson    |
| Fouls Suffered  | 23 Kenny Cooper    | 31 Brian Ching       |
| Wins            | 2 Dario Sala       | 7 Pat Onstad         |
| Losses          | 4 Dario Sala       | 3 Pat Onstad         |
| Shutouts        | 3 Dario Sala       | 4 Pat Onstad         |
| Saves           | 32 Dario Sala      | 38 Pat Onstad        |
| Goals Allowed   | 18 Dario Sala      | 13 Pat Onstad        |

## All-Time Regular-Season Series Game Highs

|                 | FC Dallas                  | Dynamo                   |
|-----------------|----------------------------|--------------------------|
| Goals           | 2 Kenny Cooper (4/6/08)    | 2 De Rosario/Weaver      |
| Assists         | 1 - 18 players tied        | 2 Brad Davis (5/6/06)    |
| Shots           | 5 Carlos Ruiz (6/30/07)    | 5 - 3 players tied       |
| Shots on Goal   | 3 Jeff Cunningham (8/6/09) | 5 Cam Weaver (6/13/09)   |
| Fouls Committed | 7 Carlos Ruiz (6/30/07)    | 5 Craig Waibel (8/12/06) |
| Fouls Suffered  | 6 Denilson/Ferreira        | 7 Brian Ching (6/30/07)  |
| Saves           | 4 - 4 players tied         | 5 Pat Onstad (twice)     |
| Goals Allowed   | 4 Dario Sala (5/6/06)      | 3 Onstad/Caig            |



|               | FC Dallas |     |    |      | Dynamo |     |    |      |
|---------------|-----------|-----|----|------|--------|-----|----|------|
| Category      | 1         | 2   | OT | Tot. | 1      | 2   | OT | Tot. |
| Goals         | 7         | 9   | 0  | 16   | 11     | 12  | 0  | 23   |
| Shots         | 58        | 84  | 0  | 142  | 85     | 75  | 0  | 160  |
| Shots on Goal | 28        | 33  | 0  | 61   | 32     | 36  | 0  | 68   |
| Fouls         | 119       | 114 | 0  | 233  | 111    | 106 | 0  | 217  |
| Offsides      | 9         | 8   | 0  | 17   | 36     | 29  | 0  | 65   |
| Corner Kicks  | 28        | 23  | 0  | 51   | 43     | 28  | 0  | 71   |

## Goals Scored in 15-Minute Intervals

|     | 1-15 | 16-30 | 31-45 | 46-60 | 61-75 | 76-90 | OT | Total |
|-----|------|-------|-------|-------|-------|-------|----|-------|
| DAL | 0    | 2     | 5     | 2     | 4     | 3     | 0  | 16    |
| HOU | 1    | 2     | 8     | 4     | 4     | 4     | 0  | 23    |

## FRONT OFFICE ADDRESS

18400 Avalon Blvd.  
Suite 200  
Carson, CA 90746

General E-mail: customerservice@lagalaxy.com  
310-630-2200 (General Phone)  
310-630-2250 (General Fax)

## CHIEF CLUB OFFICIALS

Investor/Operator: AEG  
General Manager: Bruce Arena  
President of Business Operations: Tom Payne

## TEAM INFORMATION

Head Coach: Bruce Arena  
Associate Head Coach: Dave Sarachan  
Reserve Team Head Coach: Curt Onalfo  
Player/Assistant Coach: Gregg Berhalter  
Goalkeeper Coach: Ian Feuer  
Director of Soccer Operations: David Kammarman  
Head Athletic Trainer: Armando Rivas  
Assistant Athletic Trainer: Cecelia Gutierrez  
Chiropractor: Shunta Shimizu  
Strength and Conditioning Coach: Ben Yauus  
Equipment Manager: Raul Vargas  
Equipment Coordinator: Rafael Verdin  
Team Administrator: Shant Kasparian

## TEAM MEDICAL INFORMATION

Santa Monica Orthopaedic Group  
Team Doctors:  
Dr. Bert Mandelbaum  
Dr. Michael Gerhardt  
Dr. Howard Liebeskind  
Dr. George Billauer  
Dr. Ray Padilla  
Dr. Byron Patterson  
Dr. Eric Pierra  
Dr. Dave Wallis

## STADIUM INFORMATION

The Home Depot Center  
18400 Avalon Blvd.  
Carson, CA 90746  
Capacity: 27,000  
Field size: 120'x75'  
Press Box Phone Number: 310-630-2288  
Press Box Fax: 310-630-2289

## PRACTICE FACILITY

The Home Depot Center  
18400 Avalon Blvd.  
Carson, CA 90746



## VISITING TEAM HOTEL

Torrance Marriott South Bay  
3635 Fashion Way  
Torrance, CA 90503  
Telephone: 310-316-3636  
Fax: 310-543-6076

## BROADCAST INFORMATION

English TV: Fox Sports West/Prime Ticket  
Talent: Jim Watson (play-by-play), Mark Rogondino (analyst) and Jackie Pickering (sideline)

Spanish TV: None

English Radio: AM 570 and KTLK 1150 AM

Talent: Joe Tutino (play-by-play) and Ralph Perez (analyst)

Spanish Radio: ESPN Deportes KWKW 1330 AM

Talent: Rolando Gonzalez (play-by-play) and Armando Aguayo (analyst)

## PR DIRECTORY

Patrick Donnelly, Director of Communications  
Office: 310-630-2214  
Cell: 310-617-7010  
pdonnelly@lagalaxy.com

Justin Pearson, Communications Manager

Office: 310-630-2216  
Cell: 310-617-2198  
jpearson@lagalaxy.com

Jaime Cárdenas, Communications Coordinator

Office: 310-630-2215  
Cell: 310-995-8561  
jcardenas@lagalaxy.com

## All-Time Regular-Season Results

FC Dallas record: 18-25-9  
Home games: 13-7-6 (45 GF, 40 GA)  
Road games: 5-18-3 (27 GF, 54 GA)

| Year       | Score         | Result  | Venue                 |
|------------|---------------|---------|-----------------------|
| 07/17/1996 | DAL 5 vs LA 2 | W       | Cotton Bowl           |
| 08/25/1996 | DAL 3 at LA 2 | W       | Rose Bowl             |
| 09/19/1996 | DAL 1 vs LA 2 | L       | Cotton Bowl           |
| 09/22/1996 | DAL 1 at LA 2 | L       | Rose Bowl             |
| 04/26/1997 | DAL 1 at LA 1 | SOW     | Rose Bowl             |
| 07/25/1997 | DAL 0 vs LA 3 | L       | Cotton Bowl           |
| 09/14/1997 | DAL 1 vs LA 3 | L       | Cotton Bowl           |
| 09/19/1997 | DAL 1 at LA 2 | L       | Rose Bowl             |
| 05/23/1998 | DAL 1 at LA 4 | L       | Rose Bowl             |
| 06/04/1998 | DAL 1 vs LA 8 | L       | Cotton Bowl           |
| 07/29/1998 | DAL 3 vs LA 0 | W       | Cotton Bowl           |
| 09/02/1998 | DAL 0 at LA 3 | L       | Rose Bowl             |
| 03/28/1999 | DAL 0 at LA 0 | SOL     | Rose Bowl             |
| 08/14/1999 | DAL 0 at LA 2 | L       | Rose Bowl             |
| 08/28/1999 | DAL 1 vs LA 0 | W       | Cotton Bowl           |
| 10/03/1999 | DAL 4 vs LA 3 | W       | Cotton Bowl           |
| 04/15/2000 | DAL 1 at LA 2 | L       | Rose Bowl             |
| 05/13/2000 | DAL 1 vs LA 1 | T (2OT) | Cotton Bowl           |
| 07/01/2000 | DAL 4 vs LA 2 | W       | Cotton Bowl           |
| 09/06/2000 | DAL 1 at LA 0 | W       | Rose Bowl             |
| 05/19/2001 | DAL 0 at LA 0 | T (2OT) | Rose Bowl             |
| 06/30/2001 | DAL 0 vs LA 0 | T (2OT) | Cotton Bowl           |
| 04/13/2002 | DAL 1 at LA 1 | T (2OT) | Rose Bowl             |
| 04/20/2002 | DAL 1 vs LA 1 | T (2OT) | Cotton Bowl           |
| 06/22/2002 | DAL 0 at LA 3 | L       | Rose Bowl             |
| 08/24/2002 | DAL 1 vs LA 0 | W (2OT) | Cotton Bowl           |
| 04/12/2003 | DAL 1 vs LA 1 | T (2OT) | Dragon Stadium        |
| 05/17/2003 | DAL 1 vs LA 1 | T (2OT) | Dragon Stadium        |
| 06/28/2003 | DAL 0 at LA 3 | L       | The Home Depot Center |
| 08/30/2003 | DAL 1 at LA 2 | L       | The Home Depot Center |
| 05/08/2004 | DAL 1 vs LA 3 | L       | Cotton Bowl           |
| 05/29/2004 | DAL 1 at LA 4 | L       | The Home Depot Center |
| 09/18/2004 | DAL 2 vs LA 0 | W       | Cotton Bowl           |
| 10/09/2004 | DAL 0 at LA 2 | L       | The Home Depot Center |
| 04/30/2005 | DAL 0 at LA 2 | L       | The Home Depot Center |
| 06/18/2005 | DAL 1 vs LA 0 | W       | Cotton Bowl           |
| 09/21/2005 | DAL 4 vs LA 1 | W       | Pizza Hut Park        |
| 10/01/2005 | DAL 1 at LA 2 | L       | The Home Depot Center |
| 05/10/2006 | DAL 1 vs LA 0 | W       | Pizza Hut Park        |
| 08/20/2006 | DAL 0 at LA 2 | L       | The Home Depot Center |
| 10/07/2006 | DAL 2 vs LA 1 | W       | Pizza Hut Park        |
| 10/14/2006 | DAL 2 at LA 5 | L       | The Home Depot Center |
| 04/12/2007 | DAL 2 at LA 1 | W       | The Home Depot Center |
| 06/09/2007 | DAL 3 vs LA 1 | W       | Pizza Hut Park        |
| 09/23/2007 | DAL 1 at LA 2 | L       | The Home Depot Center |
| 05/18/2008 | DAL 1 vs LA 5 | L       | Pizza Hut Park        |
| 07/27/2008 | DAL 4 vs LA 0 | W       | Pizza Hut Park        |
| 10/26/2008 | DAL 2 at LA 2 | T       | The Home Depot Center |
| 05/23/2009 | DAL 1 vs LA 1 | T       | Pizza Hut Park        |
| 09/12/2009 | DAL 6 at LA 3 | W       | The Home Depot Center |
| 05/20/2010 | DAL 0 vs LA 1 | L       | Pizza Hut Park        |
| 10/24/2010 | DAL 1 at LA 2 | L       | The Home Depot Center |

## All-Time Postseason Results

| Year       | Score         | Result | Venue                 |
|------------|---------------|--------|-----------------------|
| 10/05/1997 | DAL 0 at LA 0 | SOW    | Rose Bowl             |
| 10/08/1997 | DAL 3 vs LA 0 | W      | Cotton Bowl           |
| 10/01/1998 | DAL 1 at LA 6 | L      | Rose Bowl             |
| 10/04/1998 | DAL 2 vs LA 3 | L      | Cotton Bowl           |
| 10/31/1999 | DAL 1 at LA 2 | L      | Rose Bowl             |
| 11/07/1999 | DAL 2 vs LA 2 | SOW    | Cotton Bowl           |
| 11/11/1999 | DAL 1 at LA 3 | L      | Rose Bowl             |
| 11/14/2010 | DAL 3 at LA 0 | W      | The Home Depot Center |

## All-Time Regular-Season Series Leaders

|                 | FC Dallas       | Galaxy            |
|-----------------|-----------------|-------------------|
| Goals           | 10 Jason Kreis  | 8 Landon Donovan  |
| Assists         | 7 Jason Kreis   | 11 Cobi Jones     |
| Shots           | 85 Jason Kreis  | 52 Cobi Jones     |
| Shots on Goal   | 39 Jason Kreis  | 27 Jones/Ruiz     |
| Fouls Committed | 42 Jason Kreis  | 32 Cobi Jones     |
| Fouls Suffered  | 48 Oscar Pareja | 85 Cobi Jones     |
| Wins            | 5 Matt Jordan   | 16 Kevin Hartman  |
| Losses          | 7 Mark Dodd     | 9 Kevin Hartman   |
| Shutouts        | 6 Matt Jordan   | 9 Kevin Hartman   |
| Saves           | 69 Mark Dodd    | 130 Kevin Hartman |
| Goals Allowed   | 30 Mark Dodd    | 31 Kevin Hartman  |

## All-Time Regular-Season Series Game Highs

|                 | FC Dallas                  | Galaxy                       |
|-----------------|----------------------------|------------------------------|
| Goals           | 2 - 7 players tied         | 3 Karapetyan/Buddle          |
| Assists         | 2 - 9 players tied         | 3 - 3 players tied           |
| Shots           | 10 Jason Kreis (6/30/01)   | 8 Carlos Ruiz (8/30/03)      |
| Shots on Goal   | 5 Eck/Cooper               | 5 Hurtado/Ruiz               |
| Fouls Committed | 9 Daniel Peinado (4/26/97) | 6 - 3 players tied           |
| Fouls Suffered  | 7 Damian (5/23/98)         | 7 Peter Vagenas (6/22/02)    |
| Saves           | 11 Mark Dodd (9/19/96)     | 10 Kevin Hartman (twice)     |
| Goals Allowed   | 8 Mark Dodd (6/4/98)       | 6 Donovan Ricketts (9/12/09) |



|               | -----FC Dallas----- |     |    |      | -----Galaxy----- |     |    |      |
|---------------|---------------------|-----|----|------|------------------|-----|----|------|
| Category      | 1                   | 2   | OT | Tot. | 1                | 2   | OT | Tot. |
| Goals         | 39                  | 32  | 1  | 72   | 40               | 54  | 0  | 94   |
| Shots         | 327                 | 334 | 10 | 671  | 349              | 394 | 12 | 755  |
| Shots on Goal | 151                 | 156 | 2  | 309  | 154              | 190 | 5  | 349  |
| Fouls         | 397                 | 356 | 17 | 770  | 372              | 340 | 10 | 722  |
| Offsides      | 63                  | 100 | 0  | 163  | 45               | 71  | 2  | 118  |
| Corner Kicks  | 103                 | 120 | 10 | 233  | 126              | 187 | 3  | 316  |

## Goals Scored in 15-Minute Intervals

|     | 1-15 | 16-30 | 31-45 | 46-60 | 61-75 | 76-90 | OT | Total |
|-----|------|-------|-------|-------|-------|-------|----|-------|
| DAL | 10   | 11    | 18    | 8     | 10    | 14    | 1  | 72    |
| LA  | 8    | 16    | 16    | 15    | 16    | 23    | 0  | 94    |



## NEW ENGLAND REVOLUTION

Gillette Stadium  
One Patriots Place  
Foxborough, MA 02035  
(877) 438-7387  
www.revolutionsoccer.net

## CHIEF CLUB OFFICIALS

Investor/Operators: Robert K. Kraft, Jonathan A. Kraft and the Kraft Family  
President: Sunil Gulati  
Chief Operating Officer: Brian Bilello  
Vice President of Player Personnel: Michael Burns

## TEAM INFORMATION

Head Coach: Steve Nicol  
Assistant Coaches: Stephen Myles, TBA  
Goalkeepers Coach: Remi Roy  
Soccer Operations Manager: Nick Kropelin  
Soccer Operations Coordinator: Stephen Sands  
Equipment Manager: Rob Dudley

## TEAM MEDICAL INFORMATION

Head Athletic Trainer: Sean Kupiec  
Assistant Athletic Trainer: Evan Allen  
Massage Therapist: Glenn O'Connor  
Team Chiropractor: Dr. Michael Weinman  
Head Team Physician: Scott Martin, M.D.  
Primary Hospital: Massachusetts General Hospital (Boston, Mass.)

## GILLETTE STADIUM

One Patriots Place, Foxborough, MA 02035  
Press Box Phone Number: (508) 384-1960  
MLS Capacity: 20,000 (expandable)  
Surface: FieldTurf Duraspine PRO  
Field Dimensions: 106 x 75 yards  
Largest Soccer Attendance: 67,584 (Brazil vs. Mexico, Sept. 12, 2007)  
Team Colors: Blue, white and red

## PRACTICE FACILITIES

Gillette Stadium Practice Fields and Dana Farber Field-House  
Gillette Stadium  
One Patriot Place  
Foxborough, MA 02035

## VISITING TEAM HOTEL

Renaissance Hotel & Spa at Patriot Place  
28 Patriot Place  
Foxborough, MA 02035  
(508) 543-5500



## BROADCAST INFORMATION

Television Partner (English): Comcast SportsNet New England  
Talent: Play-by-play – Brad Feldman; Analyst – Jay Heaps; Sideline – Damon Amendolara  
English Radio: 98.5 The Sports Hub  
Talent: Play-by-play – Brad Feldman; Analyst – Jay Heaps; Sideline – Damon Amendolara

## PR DIRECTORY

Director of Communications: Lizz Summers  
Office: (508) 549-0496  
Mobile: (617) 571-2219  
Email: lizzs@revolutionsoccer.net

Communications Coordinator: Alex Kantor  
Office: (508) 549-0468  
Mobile: (508) 455-7551  
Email: alexk@revolutionsoccer.net

Communications Coordinator: Missy Wade  
O: (508) 384-4372  
C: (508) 505-8648  
E: missyw@revolutionsoccer.net

Digital Content Manager: Jason Dalrymple  
Office: (508) 384-4334  
Mobile: (508) 400-2127  
Email: jdalrymple@revolutionsoccer.net

Staff Writer & Online Host: Jeff Lemieux  
Office: (508) 549-0185  
Mobile: (508) 958-1370  
Email: jlemieux@revolutionsoccer.net

Digital Content Assistant: Jeff Wroblewski  
Office: (508) 549-0508  
Email: jeffreyw@revolutionsoccer.net

PR Email: media@revolutionsoccer.net  
PR Fax: (508) 549-0405

## All-Time Regular-Season Results

FC Dallas record: 10-22-3  
Home games: 5-11-2 (21 GF, 28 GA)  
Road games: 5-11-1 (24 GF, 35 GA)

| Year       | Score         | Result  | Venue            |
|------------|---------------|---------|------------------|
| 06/23/1996 | DAL 4 at NE 1 | W       | Foxboro Stadium  |
| 09/04/1996 | DAL 1 at NE 2 | L       | Foxboro Stadium  |
| 09/07/1996 | DAL 0 vs NE 2 | L       | Cotton Bowl      |
| 03/29/1997 | DAL 0 vs NE 1 | L       | Cotton Bowl      |
| 06/01/1997 | DAL 1 at NE 3 | L       | Foxboro Stadium  |
| 06/22/1997 | DAL 2 at NE 2 | SOL     | Foxboro Stadium  |
| 09/25/1997 | DAL 1 vs NE 2 | L       | Cotton Bowl      |
| 06/27/1998 | DAL 3 at NE 3 | SOW     | Foxboro Stadium  |
| 07/18/1998 | DAL 1 vs NE 3 | L       | Cotton Bowl      |
| 06/26/1999 | DAL 2 vs NE 0 | W       | Cotton Bowl      |
| 09/24/1999 | DAL 1 at NE 0 | W       | Foxboro Stadium  |
| 04/08/2000 | DAL 2 vs NE 1 | W       | Cotton Bowl      |
| 08/02/2000 | DAL 2 at NE 1 | W       | Foxboro Stadium  |
| 07/04/2001 | DAL 1 vs NE 1 | T (ZOT) | Cotton Bowl 0    |
| 8/04/2001  | DAL 1 at NE 5 | L       | Foxboro Stadium  |
| 05/11/2002 | DAL 0 at NE 2 | L       | Gillette Stadium |
| 09/14/2002 | DAL 1 vs NE 2 | L       | Cotton Bowl      |
| 04/26/2003 | DAL 1 vs NE 2 | L       | Dragon Stadium   |
| 07/16/2003 | DAL 2 at NE 1 | W       | Gillette Stadium |
| 10/04/2003 | DAL 1 vs NE 4 | L       | Dragon Stadium   |
| 06/12/2004 | DAL 3 vs NE 1 | W       | Cotton Bowl      |
| 08/11/2004 | DAL 0 vs NE 3 | L       | Cotton Bowl      |
| 10/02/2004 | DAL 0 at NE 2 | L       | Gillette Stadium |
| 07/16/2005 | DAL 2 at NE 3 | L       | Gillette Stadium |
| 08/13/2005 | DAL 1 vs NE 2 | L       | Pizza Hut Park   |
| 05/20/2006 | DAL 4 vs NE 0 | W       | Pizza Hut Park   |
| 06/28/2006 | DAL 0 at NE 1 | L       | Gillette Stadium |
| 04/29/2007 | DAL 0 vs NE 1 | L       | Pizza Hut Park   |
| 09/15/2007 | DAL 2 at NE 4 | L       | Gillette Stadium |
| 04/24/2008 | DAL 0 vs NE 1 | L       | Pizza Hut Park   |
| 06/06/2008 | DAL 1 at NE 2 | L       | Gillette Stadium |
| 04/04/2009 | DAL 1 at NE 2 | L       | Gillette Stadium |
| 09/30/2009 | DAL 1 vs NE 0 | W       | Cotton Bowl      |
| 05/01/2010 | DAL 1 at NE 1 | T       | Gillette Stadium |
| 09/22/2010 | DAL 2 vs NE 2 | T       | Pizza Hut Park   |

## All-Time Regular-Season Series Leaders

|                 | FC Dallas        | Revolution         |
|-----------------|------------------|--------------------|
| Goals           | 7 Jason Kreis    | 14 Taylor Twellman |
| Assists         | 7 Jason Kreis    | 7 Steve Ralston    |
| Shots           | 45 Jason Kreis   | 56 Taylor Twellman |
| Shots on Goal   | 21 Jason Kreis   | 37 Taylor Twellman |
| Fouls Committed | 29 Deering/Kreis | 28 Shalrie Joseph  |
| Fouls Suffered  | 33 Jason Kreis   | 28 Pierce/Twellman |
| Wins            | 4 Matt Jordan    | 9 Matt Reis        |
| Losses          | 7 Mark Dodd      | 3 Causey/Reis      |
| Shutouts        | 2 Matt Jordan    | 5 Matt Reis        |
| Saves           | 46 Mark Dodd     | 57 Matt Reis       |
| Goals Allowed   | 19 Mark Dodd     | 16 Matt Reis       |

## All-Time Regular-Season Series Game Highs

|                 | FC Dallas                  | Revolution                  |
|-----------------|----------------------------|-----------------------------|
| Goals           | 2 Carlos Ruiz (twice)      | 3 Taylor Twellman (7/16/05) |
| Assists         | 2 Diego Sonora (6/23/96)   | 2 - 4 players tied          |
| Shots           | 6 Sanchez/O'Brien          | 8 Taylor Twellman (9/14/02) |
| Shots on Goal   | 5 Kenny Cooper (4/4/09)    | 5 Taylor Twellman (twice)   |
| Fouls Committed | 7 Deering/Valakari         | 6 - 3 players tied          |
| Fouls Suffered  | 7 Daniel Peinado (3/29/97) | 7 Keegan/Cancela            |
| Saves           | 11 D.J. Countess (7/16/03) | 14 Aidan Heaney (9/7/96)    |
| Goals Allowed   | 5 Matt Jordan (8/4/01)     | 4 Heaney/Reis               |



|               | -----FC Dallas----- |     |    |      | -----Revolution----- |     |    |      |
|---------------|---------------------|-----|----|------|----------------------|-----|----|------|
| Category      | 1                   | 2   | OT | Tot. | 1                    | 2   | OT | Tot. |
| Goals         | 23                  | 22  | 0  | 45   | 30                   | 33  | 0  | 63   |
| Shots         | 209                 | 264 | 1  | 474  | 215                  | 220 | 3  | 438  |
| Shots on Goal | 115                 | 115 | 0  | 230  | 111                  | 132 | 1  | 244  |
| Fouls         | 270                 | 267 | 2  | 539  | 261                  | 254 | 0  | 515  |
| Offsides      | 64                  | 57  | 0  | 121  | 39                   | 54  | 0  | 93   |
| Corner Kicks  | 100                 | 119 | 0  | 219  | 92                   | 97  | 0  | 189  |

## Goals Scored in 15-Minute Intervals

|     | 1-15 | 16-30 | 31-45 | 46-60 | 61-75 | 76-90 | OT | Total |
|-----|------|-------|-------|-------|-------|-------|----|-------|
| DAL | 6    | 7     | 10    | 3     | 9     | 10    | 0  | 45    |
| NE  | 9    | 8     | 13    | 7     | 9     | 17    | 0  | 63    |

Red Bull New York  
Red Bull Arena  
600 Cape May Street  
Harrison, NJ 07029

Owner: Red Bull GmbH  
Chief Club Officials:  
General Manager and Sporting Director: Erik Solér  
Managing Director: Erik Stover



TEAM INFO  
Head Coach: Hans Backe  
Assistant Coaches: Richie Williams, Jan Halvor Halvorsen  
Goalkeeping Coach: Des McAleenan  
Individual Developmental Coach: Mike Petke  
Strength and Conditioning Coach: Scott Piri  
Assistant Strength and Conditioning Coach: Jeremy Holsopple  
Team Administrator: Juan Sebastian Romero  
Equipment Manager: Fernando Ruiz  
Assistant Equipment Manager: Sean Ruiz  
Technical Director: Ricardo Campos

TEAM MEDICAL INFO  
Athletic Trainer: Rick Guter  
Assistant Athletic Trainer: Michelle Lafiosca  
Massage Therapist: Traci Snyder  
Head Team Physician: Riley Williams III, MD, PC  
Team Hospital: Hospital for Special Surgery (New York, NY)

Red Bull Arena  
600 Cape May Street  
Harrison, NJ 07029  
Press Box Phone Number: TBA  
Capacity: 25,000  
Surface: Natural Grass  
Field Dimensions: 120 x 75  
Largest Attendance: 25,000  
Team Colors: White, Blue, Red

PRACTICE FACILITIES  
Montclair State University  
1 Normal Avenue  
Montclair, NJ 07043

OFFICIAL TEAM HOTEL  
W Hoboken  
225 River St.  
Hoboken, NJ 07030  
(201) 253-2400

Broadcast Info: TBA

PR DIRECTORY  
Jurgen Mainka, Vice President of Communications  
and Community Relations  
O: (973) 268-7247  
Email: jurgen.mainka@newyorkredbulls.com

Ernesto Motta, Senior Director of Hispanic Communications  
O: (973) 268-7244  
Email: ernesto.motta@newyorkredbulls.com

Brian Tsao, Director of Communications  
O: (973) 268-7246 C: (201) 988-3817  
Email: brian.tsao@newyorkredbulls.com

Robert Sierra, Manager of Hispanic Communications  
O: (973) 268-7242  
Email: robert.sierra@newyorkredbulls.com

Michael Antonaccio, Manager of New Media  
O: (927) 268-7243 C: (914) 282-5614  
Email: michael.antonaccio@newyorkredbulls.com

Christopher Celletti, Communications Assistant  
Email: christopher.celletti@newyorkredbulls.com

All-Time Regular-Season Results  
FC Dallas record: 16-17-3  
Home games: 8-7-2 (29 GF, 24 GA)  
Road games: 8-10-1 (28 GF, 27 GA)

| Year       | Score          | Result  | Venue          |
|------------|----------------|---------|----------------|
| 06/02/1996 | DAL 0 vs MET 1 | L       | Cotton Bowl    |
| 06/19/1996 | DAL 0 at MET 0 | SOL     | Giants Stadium |
| 07/10/1996 | DAL 2 at MET 3 | L       | Giants Stadium |
| 06/15/1997 | DAL 3 vs MET 1 | W       | Cotton Bowl    |
| 08/23/1997 | DAL 1 vs MET 2 | L       | Cotton Bowl    |
| 09/16/1997 | DAL 1 at MET 0 | W       | Giants Stadium |
| 05/06/1998 | DAL 1 at MET 0 | W       | Giants Stadium |
| 08/29/1998 | DAL 2 vs MET 0 | W       | Cotton Bowl    |
| 06/05/1999 | DAL 5 at MET 2 | W       | Giants Stadium |
| 08/04/1999 | DAL 2 vs MET 0 | W       | Cotton Bowl    |
| 07/05/2000 | DAL 1 at MET 2 | L       | Giants Stadium |
| 08/26/2000 | DAL 4 vs MET 6 | L       | Cotton Bowl    |
| 04/28/2001 | DAL 2 at MET 3 | L       | Giants Stadium |
| 08/11/2001 | DAL 3 vs MET 0 | W       | Cotton Bowl    |
| 05/04/2002 | DAL 2 at MET 1 | W       | Giants Stadium |
| 07/04/2002 | DAL 2 vs MET 0 | W       | Cotton Bowl    |
| 08/17/2002 | DAL 3 at MET 1 | W       | Giants Stadium |
| 09/05/2002 | DAL 1 vs MET 3 | L       | Cotton Bowl    |
| 05/24/2003 | DAL 1 at MET 2 | L       | Giants Stadium |
| 07/19/2003 | DAL 1 vs MET 2 | L (OT)  | Dragon Stadium |
| 10/11/2003 | DAL 0 at MET 0 | T (2OT) | Giants Stadium |
| 06/05/2004 | DAL 2 at MET 0 | W       | Giants Stadium |
| 08/15/2004 | DAL 1 at MET 0 | W       | Giants Stadium |
| 09/25/2004 | DAL 0 vs MET 2 | L       | Cotton Bowl    |
| 07/27/2005 | DAL 2 at MET 3 | L       | Giants Stadium |
| 08/06/2005 | DAL 2 vs MET 2 | T       | Pizza Hut Park |
| 05/24/2006 | DAL 2 at NY 1  | W       | Giants Stadium |
| 07/08/2006 | DAL 2 vs NY 1  | W       | Pizza Hut Park |
| 04/15/2007 | DAL 0 at NY 3  | L       | Giants Stadium |
| 04/26/2007 | DAL 0 vs NY 1  | L       | Pizza Hut Park |
| 04/12/2008 | DAL 2 vs NY 0  | W       | Pizza Hut Park |
| 06/21/2008 | DAL 0 at NY 1  | L       | Giants Stadium |
| 07/04/2009 | DAL 2 vs NY 1  | W       | Pizza Hut Park |
| 08/23/2009 | DAL 2 at NY 3  | L       | Giants Stadium |
| 04/17/2010 | DAL 1 at NY 2  | L       | Red Bull Arena |
| 09/16/2010 | DAL 2 vs NY 2  | T       | Pizza Hut Park |

| All-Time Postseason Results |                |         |                |
|-----------------------------|----------------|---------|----------------|
| Year                        | Score          | Result  | Venue          |
| 09/15/2000                  | DAL 1 at MET 2 | L (2OT) | Giants Stadium |
| 09/20/2000                  | DAL 1 vs MET 2 | L       | Cotton Bowl    |

|               | -----FC Dallas----- |     |    |      | -----Red Bulls----- |     |    |      |
|---------------|---------------------|-----|----|------|---------------------|-----|----|------|
| Category      | 1                   | 2   | OT | Tot. | 1                   | 2   | OT | Tot. |
| Goals         | 25                  | 32  | 0  | 57   | 19                  | 31  | 1  | 51   |
| Shots         | 203                 | 277 | 0  | 480  | 212                 | 291 | 6  | 509  |
| Shots on Goal | 100                 | 123 | 0  | 223  | 83                  | 123 | 4  | 210  |
| Fouls         | 255                 | 256 | 2  | 513  | 254                 | 241 | 4  | 499  |
| Offsides      | 72                  | 63  | 0  | 135  | 52                  | 47  | 0  | 99   |
| Corner Kicks  | 63                  | 90  | 1  | 154  | 96                  | 90  | 2  | 188  |

| Goals Scored in 15-Minute Intervals |      |       |       |       |       |       |    |       |
|-------------------------------------|------|-------|-------|-------|-------|-------|----|-------|
|                                     | 1-15 | 16-30 | 31-45 | 46-60 | 61-75 | 76-90 | OT | Total |
| DAL                                 | 6    | 8     | 11    | 6     | 15    | 11    | 0  | 57    |
| NY                                  | 5    | 6     | 8     | 11    | 6     | 14    | 1  | 51    |

| All-Time Regular-Season Series Leaders |                |                    |
|--|----------------|--------------------|
|  | FC Dallas      | Red Bulls          |
| Goals                                  | 11 Jason Kreis | 10 Clint Mathis    |
| Assists                                | 7 Oscar Pareja | 4 Alex Comas       |
| Shots                                  | 69 Jason Kreis | 40 Clint Mathis    |
| Shots on Goal                          | 33 Jason Kreis | 21 Clint Mathis    |
| Fouls Committed                        | 39 Jason Kreis | 19 Petke/Stammmler |
| Fouls Suffered                         | 41 Jason Kreis | 32 Tab Ramos       |
| Wins                                   | 6 Matt Jordan  | 5 Howard/Meola     |
| Losses                                 | 4 Dodd/Jordan  | 5 Tony Meola       |
| Shutouts                               | 3 Dodd/Jordan  | 2 Meola/Walker     |
| Saves                                  | 37 Mark Dodd   | 48 Tim Howard      |
| Goals Allowed                          | 17 Matt Jordan | 19 Tim Howard      |

| All-Time Regular-Season Series Game Highs |                              |                            |
|---|------------------------------|----------------------------|
|   | FC Dallas                    | Red Bulls                  |
| Goals                                     | 2 - 5 players tied           | 5 Clint Mathis (8/26/00)   |
| Assists                                   | 3 Antonio Martinez (8/11/01) | 3 Alex Comas (8/26/00)     |
| Shots                                     | 6 - 5 players tied           | 8 Clint Mathis (4/15/07)   |
| Shots on Goal                             | 5 Ronald Cerritos (9/5/02)   | 5 Clint Mathis (8/26/00)   |
| Fouls Committed                           | 7 Eddie Johnson (8/15/04)    | 7 Petter Villegas (7/5/00) |
| Fouls Suffered                            | 7 Jason Kreis (7/10/96)      | 7 Jose Galvan (5/24/03)    |
| Saves                                     | 8 Mark Dodd (8/23/97)        | 8 Tim Howard (9/5/02)      |
| Goals Allowed                             | 6 Matt Jordan (8/26/00)      | 5 Mike Ammann (6/5/99)     |





**PHILADELPHIA UNION**  
2501 Seaport Drive  
Switch House Suite 500  
Chester, PA 19013  
(610) 497-1657  
www.philadelphiaunion.com

**CHIEF CLUB OFFICIALS**  
Chairman: Jay Sugarman  
CEO & Operating Partner: Nick Sakiewicz  
Investors/Owners: Christopher Buccini, Robert Buccini, David Pollin, Weston Solutions, Inc.

**TEAM INFORMATION**  
Team Manager: Peter Nowak  
Coach/Youth Team Coordinator: John Hackworth  
Assistant Coach/Goalkeeper Coordinator: Rob Vartughian  
Head of Scouting and Player Development: Diego Gutierrez  
Team Coordinator: Josh Gros  
Equipment Coordinator: Tim Cook  
Assistant Equipment Coordinator: Dan Nolan

**TEAM MEDICAL INFORMATION**  
Head Athletic Trainer: Paul Rushing  
Assistant Athletic Trainer: Steve Hudyma  
Strength and Conditioning Coach: Kevin Miller  
Team Doctors: Dr. Chip Hummer and Dr. Jim McGlynn  
Sports Medicine Providers/Team Hospital: Crozer-Keystone Medical System/Premier Orthopaedics & Sports Medicine Associates, LTD

**PPL PARK**  
One Stadium Drive, Chester, PA 19013  
Press Box Phone Number: TBA  
Capacity: 18,500  
Surface: Grass  
Field Dimensions: 120 x 75 yards  
Largest Soccer Attendance: 18,779 (Union vs. LA Galaxy, 10/7/10)  
Team Colors: Blue and gold

**TRAINING FACILITIES**  
Healthplex Sports Club  
194 West Sproul Road  
Springfield, PA 19064

Houston Park  
701 Harvey Road  
Wallingford, PA 19086

YSC Sports  
224 County Line Road  
Wayne, PA 19087



**VISITING TEAM HOTEL**  
Hyatt Regency Philadelphia at Penn's Landing  
201 South Columbus Blvd.  
Philadelphia, PA 19106

**BROADCAST INFORMATION**  
Television Partner (English): 6abc, TBD  
Talent: Play-by-play – JP Dellacamera; Analyst – TBD

**PR DIRECTORY**  
Director of New Media and Communications: Judah Levine  
Office: (610) 497-6287  
Mobile: (917) 301-8030  
Email: jlevine@philadelphiaunion.com

Manager of Communications: Aimee Cicero  
Office: (610) 497-8186  
Mobile: (610) 209-3657  
Email: acicero@philadelphiaunion.com

Press Officer: Cristina Maillo-Belda  
Office: (610) 497-8187  
Mobile: (240) 602-0488  
Email: cmaillo-belda@philadelphiaunion.com

**All-Time Regular-Season Results**  
FC Dallas record: 1-0-1  
Home games: 1-0-0 (3 GF, 1 GA)  
Road games: 0-0-1 (1 GF, 1 GA)

| Year       | Score          | Result | Venue                   |
|------------|----------------|--------|-------------------------|
| 05/15/2010 | DAL 1 at PHI 1 | T      | Lincoln Financial Field |
| 08/08/2010 | DAL 3 vs PHI 1 | W      | Pizza Hut Park          |

#### All-Time Regular-Season Series Leaders

|                 | FC Dallas          | Union                |
|-----------------|--------------------|----------------------|
| Goals           | 2 Jeff Cunningham  | 1 Moreno/Mwanga      |
| Assists         | 1                  | 5 players tied 0     |
| Shots           | 5 Cunningham/Shea  | 4 Sebastien Le Toux  |
| Shots on Goal   | 2 - 5 players tied | 4 Sebastien Le Toux  |
| Fouls Committed | 4 Ferreira/John    | 4 Fred/Orozco Fiscal |
| Fouls Suffered  | 6 David Ferreira   | 4 Fred/Moreno        |
| Wins            | 1 Kevin Hartman    | 0                    |
| Losses          | 0                  | 1 Chris Seitz        |
| Shutouts        | 0                  | 0                    |
| Saves           | 9 Kevin Hartman    | 8 Chris Seitz        |
| Goals Allowed   | 2 Kevin Hartman    | 4 Chris Seitz        |

#### All-Time Regular-Season Series Game Highs

|                 | FC Dallas                  | Union                  |
|-----------------|----------------------------|------------------------|
| Goals           | 2 Jeff Cunningham (8/8/10) | 1 Mwanga/Moreno        |
| Assists         | 1 - 5 players tied         | 0 - 44 players tied    |
| Shots           | 4 Cunningham/Shea          | 2 - 5 players tied     |
| Shots on Goal   | 2 - 3 players tied         | 2 - 3 players tied     |
| Fouls Committed | 2 - 6 players tied         | 3 - 3 players tied     |
| Fouls Suffered  | 3 David Ferreira (twice)   | 3 Fred (5/15/10)       |
| Saves           | 6 Kevin Hartman (5/15/10)  | 5 Chris Seitz (8/8/10) |
| Goals Allowed   | 1 Kevin Hartman (twice)    | 3 Chris Seitz (8/8/10) |



|               | -----FC Dallas----- |    |    |      | -----Union----- |   |    |      |
|---------------|---------------------|----|----|------|-----------------|---|----|------|
| Category      | 1                   | 2  | OT | Tot. | 1               | 2 | OT | Tot. |
| Goals         | 2                   | 2  | 0  | 4    | 1               | 1 | 0  | 2    |
| Shots         | 15                  | 15 | 0  | 30   | 10              | 9 | 0  | 19   |
| Shots on Goal | 8                   | 5  | 0  | 13   | 6               | 5 | 0  | 11   |
| Fouls         | 14                  | 7  | 0  | 21   | 11              | 9 | 0  | 20   |
| Offsides      | 7                   | 3  | 0  | 10   | 2               | 4 | 0  | 6    |
| Corner Kicks  | 5                   | 5  | 0  | 10   | 5               | 8 | 0  | 13   |

#### Goals Scored in 15-Minute Intervals

|     | 1-15 | 16-30 | 31-45 | 46-60 | 61-75 | 76-90 | OT | Total |
|-----|------|-------|-------|-------|-------|-------|----|-------|
| DAL | 1    | 1     | 0     | 0     | 1     | 1     | 0  | 4     |
| PHI | 1    | 0     | 0     | 0     | 0     | 1     | 0  | 2     |

PGE Park  
1844 SW Morrison  
Portland, OR 97205  
Phone: (503) 553-5400  
Fax: (503) 553-5405  
www.portlandtimbers.com

## CHIEF CLUB OFFICIALS

Owner and President: Merritt Paulson  
Chief Operating Officer: Mike Golub  
General Manager and Technical Director: Gavin Wilkinson

## TEAM INFORMATION

Head Coach: John Spencer  
Assistant Coach: Trevor James  
Assistant Coach: Amos Magee  
Goalkeeper Coach: Adam Smith  
Strength & Conditioning Coach: Karim Derqaoui  
Director, Soccer Business Operations: Nick Mansueto  
Team Administrator/Equipment Manager: Sam Younie

## TEAM MEDICAL INFORMATION

Head Athletic Trainer: Nik Wald  
Assistant Athletic Trainer: Jun Morishita  
Head Team Physician: Dr. Jonathan Greenleaf  
Primary Hospital: Providence St. Vincent Medical Center  
9205 SW Barnes Rd.  
Portland, OR 97225  
(503) 574-6595

## PGE PARK

1844 SW Morrison, Portland, OR 97205  
Press Box Phone Number: (503) 553-5503  
MLS Capacity: TBA  
Surface: FieldTurf – Duraspine Pro Plus (70 yds x110 yds)  
Largest Soccer Attendance: 27,623 (Women's World Cup Semifinals: USA vs. Germany, Sweden vs. Canada (doubleheader) – 10/5/03)

Timbers vs. MLS opponent: 16,382 (U.S. Open Cup vs. Seattle – 7/3/09)

Team Colors: Moss and Ponderosa

## PRACTICE FACILITIES

adidas Timbers Training Center  
6220 SW 112th Ave.  
Beaverton, OR 97008

## VISITING TEAM HOTEL

The Nines  
525 SW Morrison  
Portland, OR 97204  
(877) 229-9995 / (503) 222-9996



## BROADCAST INFORMATION

Television Partner (English): TBA  
Television Partner (Spanish): TBA  
English Radio: TBA  
Spanish Radio: TBA

## PR DIRECTORY

Vice President of Communications: Chris Metz  
Office: (503) 553-5433  
Cell: (503) 358-3608  
Email: cmetz@portlandtimbers.com

Manager, Media Relations: Marc Kostic  
Office: (503) 553-5415  
Cell: (425) 890-2354  
Email: mkostic@portlandtimbers.com

Media Relations Assistant: Rob Morse  
Office: (503) 553-5529  
Cell: (541) 556-9387  
Email: rmorse@portlandtimbers.com

Director of Digital Media: Brian Costello  
Office: (503) 553-5424  
Mobile: (503) 381-7936  
Email: bcostello@portlandtimbers.com

PR Fax: (503) 553-5405





REAL SALT LAKE  
9256 State Street  
Sandy, UT 84070  
Telephone: (801) 727-2701  
Fax: (801) 727-1459  
www.RealSaltLake.com

HONORS:  
MLS Cup Champions: 2009  
CONCACAF Champions League Group A Winners: 2010  
FOUNDER: Dave Checketts, Chairman, SCP Worldwide  
CO-OWNER: Dell Loy Hansen

CHIEF CLUB OFFICIALS  
President: Bill Manning  
SVP / Chief Financial Officer: Gary Reimer  
SVP / Business Operations: John Kimball  
SVP / General Manager: Garth Lagerwey  
VP / Stadium Operations: Mike Steele

TEAM INFORMATION  
Head Coach: Jason Kreis  
Assistant Coaches: Jeff Cassar, Miles Joseph, CJ Brown  
Strength & Conditioning Coach: Dan Barlow  
Head Athletic Trainer: Tyson Pace, MS, ATC-L  
Asst. Athletic Trainer: Kevin Christen, MS, ATC-L  
Team Administrator: Elliot Fall  
Equipment Manager: Mike Rigby  
Primary Hospital: Salt Lake Regional Medical Center  
Team Physicians: Dr. Andrew Cooper; Dr. Joe Albano  
Massage Therapist: Michael Fratto  
Team Chiropractor: Monte J. Layton, D.C.  
Team Chaplain: John Prim  
Team Colors: Regal Cobalt Blue, Claret Red & Real Gold

RIO TINTO STADIUM  
9256 State Street  
Sandy, Utah 84070  
Phone: (801) 727-2701  
Fax: (801) 727-1459  
RSL Press Box Phone Number: (801) 727-2777  
Director, Public Affairs & Broadcasting: Trey Fitz-Gerald  
Director, Event Operations: Trino Martinez  
Director, Facility Management: Hans Niska  
Elevation: 4,450 feet  
MLS Capacity: 20,213  
Surface: Natural Grass  
Field Dimensions: 75 x 120 yards  
Largest MLS Attendance: 20,236 (October 16, 2010)  
Largest Soccer Attendance: 20,463 (October 19, 2010)

RSL PRACTICE FACILITY  
XanGo Field at Thanksgiving Point  
3098 Executive Parkway (corner of Ashton Blvd)  
Lehi, UT 84043



VISITING TEAM  
Sheraton Salt Lake City  
150 West 500 South  
Salt Lake City, UT 84101  
Telephone: (801) 401-2000 (main); (800) 325-3535 (toll-free)  
Fax: (801) 531-0705  
Contact: Kimberly Leary, (801) 534-3447, kleary@dnhmhotels.com  
<http://www.sheratonsaltlakecityhotel.com/>

BROADCASTING INFORMATION  
Television Partner: KUTV (CBS) Ch. 2 / KMYU (IND) Ch. 2.2; Ch. 12 (Dish Network, DirecTV); Ch. 22 (Comcast)  
Talent: David James (play-by-play) / Brian Dunseth (color analyst)  
English Radio: ESPN 700 AM (KALL)  
Talent: Bill Riley (play-by-play) / Brian Kamler (analyst) / Spencer Checketts, Spencer Warne (pre-/post-game hosts)  
Spanish Radio: ESPN Deportes 1600 AM / Homero 106.1 FM  
Talent: Nelson Moran (analyst), Fernando Hortal

RSL PUBLIC RELATIONS DIRECTORY  
Director, Public Affairs & Broadcasting: Trey Fitz-Gerald  
Office: (801) 727-2717  
Mobile: (801) 856-8877  
E-Mail: tfitz@RealSaltLake.com  
Asst. Director, Soccer Media Services: John Koluder  
Office: (801) 727-2716  
Mobile: (801) 918-5050  
E-Mail: jkoluder@RealSaltLake.com

PR E-mail: RSLcommunications@RealSaltLake.com  
Twitter: @RealSaltLake  
Facebook.com/RealSaltLake

All-Time Regular-Season Results  
FC Dallas record: 11-6-1  
Home games: 8-0-0 (18 GF, 5 GA)  
Road games: 3-6-1 (12 GF, 19 GA)

| Year       | Score          | Result | Venue               |
|------------|----------------|--------|---------------------|
| 04/23/2005 | DAL 3 vs RSL 0 | W      | Cotton Bowl         |
| 06/04/2005 | DAL 2 at RSL 0 | W      | Rice-Eccles Stadium |
| 07/23/2005 | DAL 0 at RSL 3 | L      | Rice-Eccles Stadium |
| 09/18/2005 | DAL 2 vs RSL 1 | W      | Pizza Hut Park      |
| 04/08/2006 | DAL 2 vs RSL 1 | W      | Pizza Hut Park      |
| 07/22/2006 | DAL 1 at RSL 0 | W      | Rice-Eccles Stadium |
| 09/16/2006 | DAL 2 at RSL 3 | L      | Rice-Eccles Stadium |
| 09/23/2006 | DAL 2 vs RSL 1 | W      | Pizza Hut Park      |
| 04/07/2007 | DAL 2 at RSL 2 | T      | Rice-Eccles Stadium |
| 05/20/2007 | DAL 2 vs RSL 1 | W      | Pizza Hut Park      |
| 06/14/2007 | DAL 1 at RSL 0 | W      | Rice-Eccles Stadium |
| 05/10/2008 | DAL 1 at RSL 2 | L      | Rice-Eccles Stadium |
| 05/24/2008 | DAL 2 vs RSL 1 | W      | Pizza Hut Park      |
| 10/18/2008 | DAL 1 at RSL 3 | L      | Rio Tinto Stadium   |
| 07/24/2009 | DAL 2 at RSL 4 | L      | Rio Tinto Stadium   |
| 09/26/2009 | DAL 3 vs RSL 0 | W      | Pizza Hut Park      |
| 07/17/2010 | DAL 2 vs RSL 0 | W      | Pizza Hut Park      |
| 10/16/2010 | DAL 0 at RSL 2 | L      | Rio Tinto Stadium   |

| All-Time Postseason Results |                |   |                   |
|-----------------------------|----------------|---|-------------------|
| 10/30/2010                  | DAL 2 vs RSL 1 | W | Pizza Hut Park    |
| 11/06/2010                  | DAL 1 at RSL 1 | T | Rio Tinto Stadium |

| All-Time Regular-Season Series Leaders |    | FC Dallas      | Real Salt Lake         |
|--|----|----------------|------------------------|
| Goals                                  | 5  | Carlos Ruiz    | 3 Cunningham/Movsisyan |
| Assists                                | 3  | Ruiz/Thompson  | 6 Andy Williams        |
| Shots                                  | 27 | Kenny Cooper   | 17 Jason Kreis         |
| Shots on Goal                          | 14 | Arturo Alvarez | 10 Jason Kreis         |
| Fouls Committed                        | 19 | Simo Valakari  | 18 Andy Williams       |
| Fouls Suffered                         | 23 | Carlos Ruiz    | 16 Morales/Williams    |
| Wins                                   | 6  | Dario Sala     | 4 Nick Rimando         |
| Losses                                 | 4  | Dario Sala     | 5 Nick Rimando         |
| Shutouts                               | 3  | Dario Sala     | 1 Countess/Rimando     |
| Saves                                  | 30 | Dario Sala     | 44 Nick Rimando        |
| Goals Allowed                          | 13 | Dario Sala     | 16 Nick Rimando        |

| All-Time Regular-Season Series Game Highs |   |                          | FC Dallas                   | Real Salt Lake              |
|---|---|--------------------------|-----------------------------|-----------------------------|
| Goals                                     | 2 | - 4 players tied         | 2 Cunningham/Movsisyan      | 2 Cunningham/Movsisyan      |
| Assists                                   | 2 | Thompson/van den Bergh   | 2 Javier Morales (10/18/08) | 2 Javier Morales (10/18/08) |
| Shots                                     | 7 | Nunez/Cooper             | 5 - 3 players tied          | 5 - 3 players tied          |
| Shots on Goal                             | 5 | Arturo Alvarez (6/14/07) | 4 Kyle Beckerman (5/10/08)  | 4 Kyle Beckerman (5/10/08)  |
| Fouls Committed                           | 8 | Simo Valakari (4/23/05)  | 5 Javier Morales (5/24/08)  | 5 Javier Morales (5/24/08)  |
| Fouls Suffered                            | 6 | Ruiz/Cooper              | 6 Trembly/Morales           | 6 Trembly/Morales           |
| Saves                                     | 6 | Dario Sala (9/26/09)     | 10 Nick Rimando (6/14/07)   | 10 Nick Rimando (6/14/07)   |
| Goals Allowed                             | 4 | Ray Burse (7/24/09)      | 3 Countess/Rimando          | 3 Countess/Rimando          |



|               | -----FC Dallas----- |     |    |      | -----Real Salt Lake----- |     |    |      |
|---------------|---------------------|-----|----|------|--------------------------|-----|----|------|
| Category      | 1                   | 2   | OT | Tot. | 1                        | 2   | OT | Tot. |
| Goals         | 16                  | 14  | 0  | 30   | 8                        | 16  | 0  | 24   |
| Shots         | 119                 | 138 | 0  | 257  | 89                       | 105 | 0  | 194  |
| Shots on Goal | 54                  | 62  | 0  | 116  | 37                       | 45  | 0  | 82   |
| Fouls         | 128                 | 120 | 0  | 248  | 124                      | 124 | 0  | 248  |
| Offsides      | 22                  | 31  | 0  | 53   | 25                       | 36  | 0  | 61   |
| Corner Kicks  | 41                  | 53  | 0  | 94   | 52                       | 45  | 0  | 97   |

| Goals Scored in 15-Minute Intervals |      |       |       |       |       |       |    |       |
|-------------------------------------|------|-------|-------|-------|-------|-------|----|-------|
|                                     | 1-15 | 16-30 | 31-45 | 46-60 | 61-75 | 76-90 | OT | Total |
| DAL                                 | 8    | 5     | 3     | 4     | 2     | 8     | 0  | 30    |
| RSL                                 | 2    | 4     | 2     | 6     | 6     | 4     | 0  | 24    |

## FRONT OFFICE ADDRESS

San Jose Earthquakes  
451 El Camino Real, Suite 220  
Santa Clara, CA 95050  
Main: (408) 556-7700  
Fax: (408) 260-6802

## CHIEF CLUB OFFICIALS

Investor/Operator: Lew Wolff

## Chief Executives:

President: David Kaval

## TEAM INFORMATION

General Manager: John Doyle  
Head Coach: Frank Yallop

Assistant Coaches: Mark Watson, Ian Russell, Jason Batty

## ATHLETIC TRAINING STAFF

Head Athletic Trainer: Bruce Morgan  
Assistant Athletic Trainer: Hank House  
Strength & Conditioning Coach: Greg Tella  
Team Administrator: Joe Dincecco  
Equipment Manager: Jose Vega

## TEAM MEDICAL INFORMATION

Team Doctor: Michael Oberlander, MD

## STADIUM INFORMATION

Buck Shaw Stadium  
500 El Camino Real  
Santa Clara, CA 95053  
Capacity: 10,500  
Field Size: 115 yards x 72 yards

## PRACTICE FACILITY

Nutrilite Training Facility  
1125 Coleman Ave.  
San Jose, CA 95110

## VISITING TEAM HOTEL

Fairmont  
170 South Market Street  
San Jose, CA 95113  
Main: (408) 998-1900



## BROADCAST INFORMATION

Local TV:  
English – Comcast SportsNet Bay Area/California  
Local Radio:  
English – TBD  
Spanish – KZSF 1370

## PR DIRECTORY

Sr. Director of Broadcasting and Communications:  
Jed Mettee  
Office: (408) 556-7723  
jmettee@sjeearthquakes.com

Coordinator, Communications  
Frank Stranzl  
fstranzl@sjeearthquakes.com  
Office - 408-556-7774  
Cell - 707-696-1931

## All-Time Regular-Season Results

FC Dallas record: 15-19-8  
Home games: 9-8-4 (29 GF, 31 GA)  
Road games: 6-11-4 (18 GF, 36 GA)

| Year       | Score         | Result | Venue             |
|------------|---------------|--------|-------------------|
| 04/14/1996 | DAL 0 vs SJ 0 | SOW    | Cotton Bowl       |
| 06/08/1996 | DAL 4 vs SJ 1 | W      | Cotton Bowl       |
| 08/22/1996 | DAL 0 at SJ 0 | SOL    | Spartan Stadium   |
| 09/11/1996 | DAL 2 at SJ 2 | SOW    | Spartan Stadium   |
| 04/05/1997 | DAL 2 vs SJ 1 | W      | Cotton Bowl       |
| 06/28/1997 | DAL 1 at SJ 3 | L      | Spartan Stadium   |
| 07/18/1997 | DAL 3 vs SJ 1 | W      | Cotton Bowl       |
| 09/11/1997 | DAL 1 at SJ 0 | W      | Spartan Stadium   |
| 04/05/1998 | DAL 2 at SJ 2 | SOW    | Stanford Stadium  |
| 04/18/1998 | DAL 1 vs SJ 2 | L      | Cotton Bowl       |
| 08/22/1998 | DAL 1 at SJ 1 | SOL    | Spartan Stadium   |
| 09/13/1998 | DAL 1 vs SJ 3 | L      | Cotton Bowl       |
| 04/30/1999 | DAL 1 at SJ 1 | SOL    | Spartan Stadium   |
| 05/15/1999 | DAL 2 vs SJ 1 | W      | Cotton Bowl       |
| 05/22/1999 | DAL 1 at SJ 1 | SOL    | Spartan Stadium   |
| 09/11/1999 | DAL 1 vs SJ 0 | W      | Cotton Bowl       |
| 04/22/2000 | DAL 0 at SJ 5 | L      | Spartan Stadium   |
| 09/09/2000 | DAL 2 vs SJ 1 | W      | Cotton Bowl       |
| 04/14/2001 | DAL 1 at SJ 0 | W      | Spartan Stadium   |
| 05/23/2001 | DAL 0 vs SJ 2 | L      | Cotton Bowl       |
| 03/23/2002 | DAL 0 vs SJ 2 | L      | Cotton Bowl       |
| 07/13/2002 | DAL 2 vs SJ 1 | W      | Cotton Bowl       |
| 07/20/2002 | DAL 0 at SJ 4 | L      | Spartan Stadium   |
| 08/21/2002 | DAL 1 at SJ 3 | L      | Spartan Stadium   |
| 06/14/2003 | DAL 1 vs SJ 2 | L      | Dragon Stadium    |
| 07/26/2003 | DAL 0 at SJ 3 | L      | Spartan Stadium   |
| 08/13/2003 | DAL 0 vs SJ 3 | L      | Dragon Stadium    |
| 09/27/2003 | DAL 2 at SJ 5 | L      | Spartan Stadium   |
| 05/15/2004 | DAL 1 vs SJ 2 | L      | Cotton Bowl       |
| 07/07/2004 | DAL 2 at SJ 1 | W      | Spartan Stadium   |
| 08/21/2004 | DAL 0 at SJ 3 | L      | Spartan Stadium   |
| 10/16/2004 | DAL 2 vs SJ 2 | T      | Cotton Bowl       |
| 05/14/2005 | DAL 0 at SJ 0 | T      | Spartan Stadium   |
| 07/02/2005 | DAL 2 vs SJ 2 | T      | Cotton Bowl       |
| 09/03/2005 | DAL 0 vs SJ 2 | L      | Pizza Hut Park    |
| 09/24/2005 | DAL 1 at SJ 1 | T      | Spartan Stadium   |
| 05/03/2008 | DAL 0 at SJ 0 | T      | Buck Shaw Stadium |
| 10/02/2008 | DAL 1 vs SJ 1 | T      | Pizza Hut Park    |
| 06/07/2009 | DAL 2 vs SJ 2 | T      | Pizza Hut Park    |
| 10/07/2009 | DAL 2 at SJ 1 | W      | Buck Shaw Stadium |
| 06/05/2010 | DAL 2 vs SJ 0 | W      | Pizza Hut Park    |
| 09/11/2010 | DAL 0 at SJ 0 | T      | Buck Shaw Stadium |

## All-Time Regular-Season Series Leaders

|                 | FC Dallas       | Earthquakes          |
|-----------------|-----------------|----------------------|
| Goals           | 6 Jason Kreis   | 8 Landon Donovan     |
| Assists         | 6 Jason Kreis   | 8 Cerritos/Mulrooney |
| Shots           | 72 Jason Kreis  | 36 Ronald Cerritos   |
| Shots on Goal   | 31 Jason Kreis  | 17 Ronald Cerritos   |
| Fouls Committed | 44 Jason Kreis  | 33 John Doyle        |
| Fouls Suffered  | 39 Oscar Pareja | 47 Richard Mulrooney |
| Wins            | 6 Mark Dodd     | 7 Pat Onstad         |
| Losses          | 6 Matt Jordan   | 7 Joe Cannon         |
| Shutouts        | 3 Mark Dodd     | 5 Cannon/Onstad      |
| Saves           | 59 Mark Dodd    | 60 Joe Cannon        |
| Goals Allowed   | 20 Matt Jordan  | 17 Joe Cannon        |

## All-Time Regular-Season Series Game Highs

|                 | FC Dallas                    | Earthquakes                   |
|-----------------|------------------------------|-------------------------------|
| Goals           | 3 Dante Washington (7/18/97) | 3 Dwayne De Rosario (9/27/03) |
| Assists         | 2 Suarez/Kreis               | 3 Ronald Cerritos (9/13/98)   |
| Shots           | 8 Jeff Cunningham (10/7/09)  | 6 Eric Wynalda (8/22/98)      |
| Shots on Goal   | 4 - 4 players tied           | 4 Ronald Cerritos (4/22/00)   |
| Fouls Committed | 7 Farrer/Pareja              | 5 - 6 players tied            |
| Fouls Suffered  | 7 Lawrence Lozano (8/22/96)  | 9 Brian Ching (8/21/04)       |
| Saves           | 9 - 3 players tied           | 10 Pat Onstad (5/15/04)       |
| Goals Allowed   | 5 Jordan/Cassar              | 4 Tom Liner (6/8/96)          |



|               | -----FC Dallas----- |     |    |      | -----Earthquakes----- |     |    |      |
|---------------|---------------------|-----|----|------|-----------------------|-----|----|------|
| Category      | 1                   | 2   | OT | Tot. | 1                     | 2   | OT | Tot. |
| Goals         | 20                  | 27  | 0  | 47   | 36                    | 31  | 0  | 67   |
| Shots         | 242                 | 272 | 0  | 514  | 233                   | 268 | 0  | 501  |
| Shots on Goal | 104                 | 113 | 0  | 217  | 112                   | 136 | 0  | 248  |
| Fouls         | 317                 | 340 | 0  | 657  | 297                   | 304 | 0  | 601  |
| Offsides      | 67                  | 55  | 0  | 122  | 47                    | 42  | 0  | 89   |
| Corner Kicks  | 127                 | 110 | 0  | 237  | 94                    | 117 | 0  | 211  |

## Goals Scored in 15-Minute Intervals

|     | 1-15 | 16-30 | 31-45 | 46-60 | 61-75 | 76-90 | OT | Total |
|-----|------|-------|-------|-------|-------|-------|----|-------|
| DAL | 9    | 5     | 6     | 9     | 7     | 11    | 0  | 47    |
| SJ  | 16   | 7     | 13    | 13    | 9     | 9     | 0  | 67    |



**FRONT OFFICE ADDRESS**  
 Virginia Mason Athletic Center  
 12 Seahawks Way  
 Renton, WA 98056  
 Phone: (425) 203-8000  
 Fax: (425) 203-8040

**STADIUM INFORMATION**  
 Qwest Field  
 Capacity: 35,500  
 Field Size 117 x 73 yards

**PR DIRECTORY**  
 Director of Communications  
 Frank MacDonald  
 Office: (425) 203-8310  
 Cell: (425) 457-0701  
 E-mail: frankm@soundersfc.com

Director of Corporate Communications  
 Suzanne Lavender  
 Office: (425) 203-8024  
 Cell: (425) 730-7549  
 E-mail: suzannel@seahawkssoundersfc.com

Communications Assistant  
 Zac Kaplan  
 Office: (425) 203-8304  
 Cell: (425) 999-5719  
 E-mail: zack@soundersfc.com

Communications Assistant  
 Jeff Garza  
 Office: (425) 203-8021  
 Cell: (206) 255.4661  
 E-Mail: jeffga@seahawkssoundersfc.com



## All-Time Regular-Season Results

FC Dallas record: 0-1-3  
 Home games: 0-0-2 (3 GF, 3 GA)  
 Road games: 0-1-1 (2 GF, 3 GA)


| Year       | Score          | Result | Venue          |
|------------|----------------|--------|----------------|
| 05/16/2009 | DAL 1 vs SEA 1 | T      | Pizza Hut Park |
| 10/24/2009 | DAL 1 at SEA 2 | L      | Qwest Field    |
| 04/22/2010 | DAL 2 vs SEA 2 | T      | Pizza Hut Park |
| 07/11/2010 | DAL 1 at SEA 1 | T      | Qwest Field    |

## All-Time Regular-Season Series Leaders

|                 | FC Dallas          | Sounders FC         |
|-----------------|--------------------|---------------------|
| Goals           | 2 Jeff Cunningham  | 2 Fredy Montero     |
| Assists         | 1 - 3 players tied | 2 Freddie Ljungberg |
| Shots           | 11 Atiba Harris    | 15 Fredy Montero    |
| Shots on Goal   | 4 Atiba Harris     | 7 Fredy Montero     |
| Fouls Committed | 7 Daniel Hernandez | 14 Fredy Montero    |
| Fouls Suffered  | 9 David Ferreira   | 9 Fredy Montero     |
| Wins            | 0                  | 1 Kasey Keller      |
| Losses          | 1 Dario Sala       | 0                   |
| Shutouts        | 0                  | 0                   |
| Saves           | 8 Dario Sala       | 10 Kasey Keller     |
| Goals Allowed   | 4 Dario Sala       | 4 Kasey Keller      |

## All-Time Regular-Season Series Game Highs

|                 | FC Dallas                   | Sounders FC                    |
|-----------------|-----------------------------|--------------------------------|
| Goals           | 2 Jeff Cunningham (4/22/10) | 1 - 6 players tied             |
| Assists         | 1 - 3 players tied          | 2 Freddie Ljungberg (10/24/09) |
| Shots           | 5 Jeff Cunningham (4/22/10) | 5 Fredy Montero (10/24/09)     |
| Shots on Goal   | 2 - 4 players tied          | 3 Fredy Montero (10/24/09)     |
| Fouls Committed | 3 - 6 players tied          | 5 Fredy Montero (10/24/09)     |
| Fouls Suffered  | 4 Ferreira/Benitez          | 6 Freddie Ljungberg (10/24/09) |
| Saves           | 6 Dario Sala (10/24/09)     | 4 Kasey Keller (twice)         |
| Goals Allowed   | 2 Dario Sala (twice)        | 1 - 5 players tied             |



|               | -----FC Dallas----- |    |    |      | -----Sounders FC----- |    |    |      |
|---------------|---------------------|----|----|------|-----------------------|----|----|------|
| Category      | 1                   | 2  | OT | Tot. | 1                     | 2  | OT | Tot. |
| Goals         | 3                   | 2  | 0  | 5    | 3                     | 3  | 0  | 6    |
| Shots         | 23                  | 34 | 0  | 57   | 21                    | 24 | 0  | 45   |
| Shots on Goal | 6                   | 10 | 0  | 16   | 7                     | 12 | 0  | 19   |
| Fouls         | 27                  | 32 | 0  | 59   | 29                    | 27 | 0  | 56   |
| Offsides      | 3                   | 4  | 0  | 7    | 11                    | 6  | 0  | 17   |
| Corner Kicks  | 4                   | 16 | 0  | 20   | 7                     | 7  | 0  | 14   |

## Goals Scored in 15-Minute Intervals

|     | 1-15 | 16-30 | 31-45 | 46-60 | 61-75 | 76-90 | OT | Total |
|-----|------|-------|-------|-------|-------|-------|----|-------|
| DAL | 1    | 1     | 1     | 0     | 0     | 2     | 0  | 5     |
| SEA | 1    | 1     | 1     | 1     | 1     | 1     | 0  | 6     |

## FRONT OFFICE

210 W. 19th Terrace  
 Kansas City, MO 64108  
 Main: (913) 387-3400  
 Toll Free: 888-4KC-GOAL  
 Fax: (913) 387-3401  
 www.sportingkc.com

## OWNERSHIP

Owners: Neal Patterson, Cliff Illig, Robb Heineman,  
 Greg Maday, Pat Curran

## TEAM INFORMATION

Manager/Technical Director: Peter Vermes  
 Assistant Coaches: Octavio Zambrano, Kerry  
 Zavagnin, Zoran Savic  
 Goalkeeper Coach: John Pascarella  
 Fitness Coach: Mateus Manoel  
 Team Administrator: Rick Dressel  
 Equipment Manager: Mike Flaherty  
 Head Groundskeeper: Jay Griggs

## TEAM MEDICAL INFORMATION

Head Athletic Trainer: Chet North  
 Assistant Athletic Trainer: Kenny Ishii  
 Massage Therapist: Brian Ubert  
 Chiropractors: Brian Holdeman, Kirk Iodice, David Black  
 Orthopedic Surgeon: Scott Luallin  
 Sports Medicine Physician: Neal Erickson  
 Primary Hospital: Providence Medical Center

## SPORTING PARK (Opening June 2011)

Village West, Kansas City, KS 66111  
 MLS Capacity: 18,467  
 Surface: Natural Grass  
 Field Dimensions: 75 yards x 120 yards  
 Team colors: Sporting Blue and Dark Indigo  
 Press Box Phone: TBD  
 Press Box Fax: TBD  
 Largest Attendance: 52,424 (Arrowhead Stadium,  
 7/25/2010, Kansas City 2, Manchester United 1)

## PRACTICE FACILITIES

Swope Park Training Facility  
 6310 Lewis Road  
 Kansas City, MO 64132

## VISITING TEAM HOTEL

Kansas City Marriott Downtown  
 200 West 12th Street  
 Kansas City, MO 64105  
 Main: 816-421-6800  
 Fax: 816-855-4418



## BROADCAST INFORMATION

Television Partner (English): KSMO-TV (CBS Affiliate)  
 Talent: Play-by-play – TBD; Analyst – Sasha Victorine  
 Spanish Radio: TBD

## PR DIRECTORY

Rob Thomson  
 Vice President, Communications  
 O: (913) 387-3405  
 C: (913) 226-6024  
 E: rthomson@sportingkc.com

Dave Borchardt

Public Relations Manager

O: (913) 387-3423  
 C: (816) 665-8442  
 E: dborchardt@sportingkc.com

Kurt Austin

Press Officer  
 O: (913) 387-951-3554

C: (816) 516-0577  
 E: kaustin@sportingkc.com

Jake Yadrich

Video Operations

O: (913) 387-3883  
 C: (913) 271-8576  
 E: jyadrich@sportingkc.com

Kyle Rogers

Digital Strategist

O: (913) 387-3443  
 C: (913) 568-2213  
 E: krogers@sportingkc.com

PR Email: communications@sportingkc.com

## All-Time Regular-Season Results

FC Dallas record: 18-18-8  
 Home games: 11-8-3 (43 GF, 21 GA)  
 Road games: 7-10-5 (29 GF, 39 GA)

| Year       | Score         | Result  | Venue             |
|------------|---------------|---------|-------------------|
| 04/18/1996 | DAL 3 vs KC 0 | W       | Cotton Bowl       |
| 05/11/1996 | DAL 3 at KC 2 | W       | Arrowhead Stadium |
| 06/29/1996 | DAL 0 vs KC 1 | L       | Cotton Bowl       |
| 07/20/1996 | DAL 2 at KC 1 | W       | Arrowhead Stadium |
| 04/18/1997 | DAL 1 at KC 2 | L       | Arrowhead Stadium |
| 06/06/1997 | DAL 1 vs KC 1 | SOL     | Cotton Bowl       |
| 07/06/1997 | DAL 3 at KC 1 | W       | Arrowhead Stadium |
| 08/02/1997 | DAL 1 vs KC 2 | L       | Cotton Bowl       |
| 04/25/1998 | DAL 3 vs KC 1 | W       | Cotton Bowl       |
| 05/20/1998 | DAL 1 vs KC 1 | SOL     | Cotton Bowl       |
| 07/11/1998 | DAL 0 at KC 2 | L       | Arrowhead Stadium |
| 09/19/1998 | DAL 1 at KC 0 | W       | Arrowhead Stadium |
| 03/20/1999 | DAL 4 vs KC 0 | W       | Cotton Bowl       |
| 06/12/1999 | DAL 0 at KC 1 | L       | Arrowhead Stadium |
| 07/10/1999 | DAL 5 vs KC 0 | W       | Cotton Bowl       |
| 09/18/1999 | DAL 1 at KC 1 | SOW     | Arrowhead Stadium |
| 06/17/2000 | DAL 4 vs KC 1 | W       | Cotton Bowl       |
| 06/21/2000 | DAL 0 at KC 0 | T (2OT) | Arrowhead Stadium |
| 07/14/2001 | DAL 2 at KC 3 | L       | Arrowhead Stadium |
| 08/25/2001 | DAL 3 vs KC 0 | W       | Cotton Bowl       |
| 04/27/2002 | DAL 1 vs KC 1 | T (2OT) | Cotton Bowl       |
| 06/03/2002 | DAL 2 at KC 2 | T (2OT) | Arrowhead Stadium |
| 07/06/2002 | DAL 1 at KC 1 | T (2OT) | Arrowhead Stadium |
| 07/31/2002 | DAL 0 vs KC 1 | L       | Cotton Bowl       |
| 05/10/2003 | DAL 1 vs KC 3 | L       | Dragon Stadium    |
| 07/12/2003 | DAL 1 at KC 5 | L       | Arrowhead Stadium |
| 08/16/2003 | DAL 3 vs KC 2 | W       | Dragon Stadium    |
| 10/18/2003 | DAL 0 at KC 1 | L       | Arrowhead Stadium |
| 04/24/2004 | DAL 1 vs KC 0 | W       | Cotton Bowl       |
| 05/22/2004 | DAL 0 at KC 2 | L       | Arrowhead Stadium |
| 07/03/2004 | DAL 1 at KC 5 | L       | Arrowhead Stadium |
| 07/17/2004 | DAL 0 vs KC 1 | L       | Cotton Bowl       |
| 05/07/2005 | DAL 3 at KC 3 | T       | Arrowhead Stadium |
| 10/15/2005 | DAL 2 vs KC 2 | T       | Pizza Hut Park    |
| 04/23/2006 | DAL 2 vs KC 1 | W       | Pizza Hut Park    |
| 08/27/2006 | DAL 0 at KC 1 | L       | Arrowhead Stadium |
| 05/12/2007 | DAL 2 at KC 1 | W       | Arrowhead Stadium |
| 10/20/2007 | DAL 0 vs KC 2 | L       | Pizza Hut Park    |
| 07/04/2008 | DAL 1 vs KC 1 | T       | Pizza Hut Park    |
| 08/23/2008 | DAL 1 at KC 1 | T       | CommunityAmerica  |
| 08/01/2009 | DAL 6 vs KC 0 | W       | Pizza Hut Park    |
| 09/19/2009 | DAL 2 at KC 3 | L       | CommunityAmerica  |
| 07/03/2010 | DAL 1 vs KC 0 | W       | Pizza Hut Park    |
| 09/25/2010 | DAL 3 at KC 1 | W       | CommunityAmerica  |

## All-Time Postseason Results

|            |               |     |                   |
|------------|---------------|-----|-------------------|
| 09/26/1996 | DAL 2 at KC 3 | L   | Arrowhead Stadium |
| 09/29/1996 | DAL 2 vs KC 1 | W   | Cotton Bowl       |
| 10/02/1996 | DAL 2 vs KC 2 | SOL | Cotton Bowl       |

## All-Time Regular-Season Series Leaders

|                 | FC Dallas      | Wizards        |
|-----------------|----------------|----------------|
| Goals           | 14 Jason Kreis | 6 Preki        |
| Assists         | 7 Jason Kreis  | 9 Preki        |
| Shots           | 81 Jason Kreis | 78 Preki       |
| Shots on Goal   | 31 Jason Kreis | 34 Preki       |
| Fouls Committed | 39 Jason Kreis | 37 Matt McKeon |
| Fouls Suffered  | 43 Jason Kreis | 44 Davy Arnaud |
| Wins            | 5 Mark Dodd    | 7 Tony Meola   |
| Losses          | 6 Mark Dodd    | 5 Tony Meola   |
| Shutouts        | 4 Matt Jordan  | 5 Tony Meola   |
| Saves           | 74 Mark Dodd   | 54 Tony Meola  |
| Goals Allowed   | 13 Mark Dodd   | 17 Tony Meola  |

## All-Time Regular-Season Series Game Highs

|                 | FC Dallas                  | Wizards                   |
|-----------------|----------------------------|---------------------------|
| Goals           | 4 Jeff Cunningham (8/1/09) | 3 Davy Arnaud (7/3/04)    |
| Assists         | 2 - 9 players tied         | 2 - 5 players tied        |
| Shots           | 10 Kenny Cooper (7/4/08)   | 10 Preki (7/6/02)         |
| Shots on Goal   | 6 Ronnie O'Brien (5/7/05)  | 5 Preki (twice)           |
| Fouls Committed | 7 Atiba Harris (9/25/10)   | 7 Scott Uderitz (5/11/96) |
| Fouls Suffered  | 6 - 3 players tied         | 8 Onandi Lowe (8/25/01)   |
| Saves           | 12 Mark Dodd (9/19/98)     | 9 Mike Ammann (6/6/97)    |
| Goals Allowed   | 5 Jeff Cassar (twice)      | 6 Kevin Hartman (8/1/09)  |



|               | FC Dallas |     |    |      | Sporting KC |     |    |      |
|---------------|-----------|-----|----|------|-------------|-----|----|------|
| Category      | 1         | 2   | OT | Tot. | 1           | 2   | OT | Tot. |
| Goals         | 23        | 49  | 0  | 72   | 19          | 41  | 0  | 60   |
| Shots         | 275       | 289 | 8  | 572  | 280         | 351 | 7  | 638  |
| Shots on Goal | 112       | 142 | 1  | 255  | 132         | 150 | 1  | 283  |
| Fouls         | 322       | 294 | 7  | 623  | 283         | 290 | 4  | 577  |
| Offsides      | 62        | 71  | 3  | 136  | 74          | 46  | 1  | 121  |
| Corner Kicks  | 80        | 111 | 2  | 193  | 101         | 124 | 4  | 229  |

## Goals Scored in 15-Minute Intervals

|     | 1-15 | 16-30 | 31-45 | 46-60 | 61-75 | 76-90 | OT | Total |
|-----|------|-------|-------|-------|-------|-------|----|-------|
| DAL | 8    | 8     | 7     | 14    | 13    | 22    | 0  | 72    |
| KC  | 6    | 5     | 8     | 12    | 12    | 17    | 0  | 60    |



**TORONTO FC**  
 BMO Field  
 170 Princes' Blvd  
 Toronto, Ontario  
 M6K 3C3  
 Phone: (416) 815-5400  
 Website: www.torontofc.ca

**CHIEF CLUB OFFICIALS**  
 Investor/Operator: Maple Leaf Sports & Entertainment Ltd.  
 Chairman of the Board: Lawrence M. Tanenbaum  
 President, CEO: Richard Peddie  
 Executive Vice-President, COO: Tom Anselmi  
 Senior Director Business Operations: Paul Beirne

**TEAM INFORMATION**  
 Head Coach/Technical Director: Aron Winter  
 First Assistant Coach: Bob de Klerk  
 Goalkeepers Coach: Mike Toshack  
 Director of Player Development: Paul Mariner  
 Director, Team and Player Operations: Earl Cochrane  
 Director, Toronto FC Academy: Stuart Neely  
 Equipment Manager: Malcolm Phillips

**TEAM MEDICAL INFORMATION**  
 Head Athletic Trainer: Carmelo Lobue  
 Assistant Athletic Trainer: Shawn Jeffers  
 Massage Therapist: Marcelo Casal  
 Head Team Physician: Dr. Ira Smith

**BMO FIELD**  
 170 Princes' Blvd. Toronto, ON M6K 3C3  
 Press Box Phone Number: (416) 263-5863  
 MLS Capacity: 21,859  
 Surface: Natural Grass  
 Field Dimensions: 105 x 69 yards  
 Largest Soccer Attendance: 22,089 (vs. Real Madrid August 7, 2009)  
 Team Colors: Red and White

**PRACTICE FACILITIES**  
 BMO Field  
 170 Princes' Blvd  
 Toronto, ON  
 M6K 3C3

**VISITING TEAM HOTEL**  
 Renaissance Toronto Downtown Hotel  
 1 Blue Jays Way  
 Toronto, ON  
 M5V 1J4



**BROADCAST INFORMATION**  
 Television Partner (English): GOLTV Canada  
 Talent: Luke Wileman, Lee Godfrey, Andi Petrillo,

Radio Partner: The FAN 590  
 Talent: Dan Dunleavy, Bob Iarusci

**PR DIRECTORY**  
 Luke Wileman  
 Manager, Media Relations  
 Office: (416) 815-5400 ext. 5375  
 Mobile: (416) 716-1311  
 Email: lwileman@torontofc.ca

Mike Masaro  
 Coordinator, Media Relations  
 Office: (416) 815-5400 ext. 5399  
 Email: mmasaro@torontofc.ca

Toronto FC Media Relations Information Line: (416) 815-6172  
 Toronto FC Media Relations Fax: (416) 815-5452

**All-Time Regular-Season Results**  
 FC Dallas record: 4-1-3  
 Home games: 3-0-1 (8 GF, 4 GA)  
 Road games: 1-1-2 (4 GF, 6 GA)

| Year       | Score          | Result | Venue          |
|------------|----------------|--------|----------------|
| 06/17/2007 | DAL 0 at TOR 4 | L      | BMO Field      |
| 09/08/2007 | DAL 2 vs TOR 0 | W      | Pizza Hut Park |
| 08/03/2008 | DAL 2 at TOR 0 | W      | BMO Field      |
| 10/11/2008 | DAL 2 vs TOR 2 | T      | Pizza Hut Park |
| 04/11/2009 | DAL 1 at TOR 1 | T      | BMO Field      |
| 04/19/2009 | DAL 3 vs TOR 2 | W      | Pizza Hut Park |
| 07/24/2010 | DAL 1 at TOR 1 | T      | BMO Field      |
| 09/04/2010 | DAL 1 vs TOR 0 | W      | Pizza Hut Park |

|                 | FC Dallas          | Toronto FC          |
|-----------------|--------------------|---------------------|
| Goals           | 6 Kenny Cooper     | 1 - 10 players tied |
| Assists         | 3 David Ferreira   | 3 Carl Robinson     |
| Shots           | 14 Kenny Cooper    | 15 Chad Barrett     |
| Shots on Goal   | 11 Kenny Cooper    | 8 Chad Barrett      |
| Fouls Committed | 8 Marcelo Saragosa | 9 Guevara/Robinson  |
| Fouls Suffered  | 12 David Ferreira  | 6 Collin Samuel     |
| Wins            | 2 Dario Sala       | 1 Srdjan Djekanovic |
| Losses          | 1 Dario Sala       | 2 Stefan Frei       |
| Shutouts        | 2 Dario Sala       | 1 Srdjan Djekanovic |
| Saves           | 14 Dario Sala      | 15 Stefan Frei      |
| Goals Allowed   | 6 Dario Sala       | 6 Stefan Frei       |

|                 | FC Dallas                  | Toronto FC               |
|-----------------|----------------------------|--------------------------|
| Goals           | 2 - 3 players tied         | 1 - 10 players tied      |
| Assists         | 1 - 6 players tied         | 2 Robinson/Guevara       |
| Shots           | 4 - 5 players tied         | 7 Chad Barrett (4/19/09) |
| Shots on Goal   | 3 - 5 players tied         | 4 Chad Barrett (4/19/09) |
| Fouls Committed | 4 - 3 players tied         | 4 - 7 players tied       |
| Fouls Suffered  | 7 David Ferreira (4/19/09) | 6 Collin Samuel (9/8/07) |
| Saves           | 6 Dario Sala (6/17/07)     | 7 Greg Sutton (twice)    |
| Goals Allowed   | 4 Dario Sala (6/17/07)     | 3 Stefan Frei (4/19/09)  |



|               | -----FC Dallas----- |    |    |      | -----Toronto FC----- |    |    |      |
|---------------|---------------------|----|----|------|----------------------|----|----|------|
| Category      | 1                   | 2  | OT | Tot. | 1                    | 2  | OT | Tot. |
| Goals         | 4                   | 8  | 0  | 12   | 4                    | 6  | 0  | 10   |
| Shots         | 43                  | 53 | 0  | 96   | 44                   | 42 | 0  | 86   |
| Shots on Goal | 17                  | 31 | 0  | 48   | 24                   | 14 | 0  | 38   |
| Fouls         | 42                  | 45 | 0  | 87   | 55                   | 59 | 0  | 114  |
| Offsides      | 16                  | 22 | 0  | 38   | 18                   | 13 | 0  | 31   |
| Corner Kicks  | 17                  | 14 | 0  | 31   | 20                   | 20 | 0  | 40   |

|     | Goals Scored in 15-Minute Intervals |       |       |       |       |       |    |       |
|-----|-------------------------------------|-------|-------|-------|-------|-------|----|-------|
|     | 1-15                                | 16-30 | 31-45 | 46-60 | 61-75 | 76-90 | OT | Total |
| DAL | 0                                   | 1     | 3     | 1     | 0     | 7     | 0  | 12    |
| TOR | 0                                   | 3     | 1     | 1     | 3     | 2     | 0  | 10    |

**TORONTO FC**  
BMO Field  
170 Princes' Blvd  
Toronto, Ontario  
M6K 3C3  
Phone: (416) 815-5400  
Website: www.torontofc.ca

**CHIEF CLUB OFFICIALS**  
Investor/Operator: Maple Leaf Sports & Entertainment Ltd.  
Chairman of the Board: Lawrence M. Tanenbaum  
President, CEO: Richard Peddie  
Executive Vice-President, COO: Tom Anselmi  
Senior Director Business Operations: Paul Beirne

**TEAM INFORMATION**  
Head Coach/Technical Director: Aron Winter  
First Assistant Coach: Bob de Klerk  
Goalkeepers Coach: Mike Toshack  
Director of Player Development: Paul Mariner  
Director, Team and Player Operations: Earl Cochrane  
Director, Toronto FC Academy: Stuart Neely  
Equipment Manager: Malcolm Phillips

**TEAM MEDICAL INFORMATION**  
Head Athletic Trainer: Carmelo Lobue  
Assistant Athletic Trainer: Shawn Jeffers  
Massage Therapist: Marcelo Casal  
Head Team Physician: Dr. Ira Smith

**BMO FIELD**  
170 Princes' Blvd. Toronto, ON M6K 3C3  
Press Box Phone Number: (416) 263-5863  
MLS Capacity: 21,859  
Surface: Natural Grass  
Field Dimensions: 105 x 69 yards  
Largest Soccer Attendance: 22,089 (vs. Real Madrid  
August 7, 2009)  
Team Colors: Red and White

**PRACTICE FACILITIES**  
BMO Field  
170 Princes' Blvd  
Toronto, ON  
M6K 3C3

**VISITING TEAM HOTEL**  
Renaissance Toronto Downtown Hotel  
1 Blue Jays Way  
Toronto, ON  
M5V 1J4



**BROADCAST INFORMATION**  
Television Partner (English): GOLTV Canada  
Talent: Luke Wileman, Lee Godfrey, Andi Petrillo,

Radio Partner: The FAN 590  
Talent: Dan Dunleavy, Bob Iarosci

**PR DIRECTORY**  
Luke Wileman  
Manager, Media Relations  
Office: (416) 815-5400 ext. 5375  
Mobile: (416) 716-1311  
Email: lwileman@torontofc.ca

Mike Masaro  
Coordinator, Media Relations  
Office: (416) 815-5400 ext. 5399  
Email: mmasaro@torontofc.ca

Toronto FC Media Relations Information Line: (416) 815-6172  
Toronto FC Media Relations Fax: (416) 815-5452







The first choice for local news,  
sports and information.  
Available in four choices.

Print | Web | iPad™ | iPhone™

Download our new iPad™ and iPhone™ apps at dallasnews.com

**The Dallas Morning News**  
dallasnews.com



PIZZA  
HUT  
PARK



FC Dallas became a charter member club of Major League Soccer on June 6, 1995, selected along with Kansas City and Colorado to give the league 10 teams for its initial year. Known originally as the Dallas Burn, the team’s original colors (green and red) and logo (fire-breathing horse) were unveiled at a gala in New York City on October 17, 1995. That same day, MLS announced that Mexican-icon Hugo Sanchez was allocated to the team as its first player in team history.

Six months later, Dallas played its first MLS game, defeating the San Jose Clash in front of 27,779 fans at the Cotton Bowl in Dallas on April 14, 1996. In its second year, Dallas claimed its first major championship, winning the 1997 U.S. Open Cup title by defeating D.C. United 5-3 on penalty kicks after a scoreless game.

The team was a league-owned entity from its inception until the fall of 2003, when Lamar Hunt and his family took over the operating rights. Between 1996 and 2011, Dallas compiled a regular season record of 192-189-77 and qualified for the postseason on 11 occasions. In 2006, the club recorded its highest point total in franchise history, going 16-12-4 for 52 points and earning the top seed in the Western Conference Playoffs for the first time ever.

The team changed its name to FC Dallas after the conclusion of the 2004 season. As part of the club’s rebranding, new uniforms and a new logo were unveiled along with the name change. The logo features the name FC Dallas and the number 96, signifying the year that the club played its inaugural game, above a drawing of a bull, signifying the kind of Texas cattle that were driven along North Texas trails throughout the 19th century. The logo features the club’s new colors red, white and blue, (all of which can be found in the American flag and the state flag of Texas), and a hint of silver.

After playing all of the team’s home games at either the Cotton Bowl in Dallas or Dragon Stadium in Southlake, Texas for the first nine-and-a-half seasons of its existence, FC Dallas moved to its new home, Pizza Hut Park, the third soccer-specific stadium in Major League Soccer, on August 6, 2005.

In 2006, FC Dallas formed exclusive partnerships with Mexican First Division club Tigres de la Universidad Autonoma de Nueva Leon (UANL) and Clube Atletico Paranaense of Brazil’s Campeonato Brasileiro Serie A. These partnerships provide FC Dallas with an avenue to develop philosophies, practices, and training methods, as well as the opportunity to exchange players through loans.

Additionally, these partnerships have seen FCD play an annual home-and-away series against each club. FC Dallas won the inaugural Rio Grande Plate against Tigres in 2006, but the Mexican club claimed the plate in 2007 and 2008. Atletico Paranaense won the inaugural USA-Brazil Challenge in 2007, but 2008 saw FCD claim the title.

In December 2007, FCD announced that the team had formed a business alliance with the Trinidad & Tobago Pro League, at the conclusion of the Shaka Hislop Tribute Cup, a tournament played in Trinidad between FCD, Clube Atletico Paranaense, and two all-star teams from the TT Pro League.

In January 2008, FC Dallas was recognized as the 2007 Frisco Business of the Year, taking the top honor at the 24th Annual Frisco Chamber of Commerce Banquet Awards. Out of 1,300 businesses that qualified for the honor, 100 were nominated and presented in front of a nomination committee. Only four finalists were selected from the nominees, and the Frisco business leaders selection committee awarded FCD the winner.

**2011 Competitions**

The main goal for every team throughout the MLS regular season is to put itself in position to win the MLS Cup in November. However, along the way there are several other competitions that FC Dallas will also participate in – both international and domestic. These competitions are played during the regular season, which is why on some occasions, FCD will play against another MLS team but the results won’t have an impact on the regular season standings. Below is the list of competitions for 2011.

**MLS Cup 2011**

In the League’s 16th season, each of the 18 clubs will play a 34-game regular season schedule. Each MLS team will play two games against the other 18 teams (one home, one away) accounting for 34 games of the season. The league’s new playoff structure will include the top three seeds from each conference and four wild card berths – regardless of conference affiliation – but the postseason will now include two play-in games for those wild card teams. The expanded system allows for more teams to be included in the postseason chase, driving more interest throughout the league as two additional teams vie for a spot in the MLS Cup Playoffs.

The seventh seed will host the 10th seed while the eighth seed hosts the ninth seed in a one-off playoff game to reach the final eight. The lowest remaining team will then meet the regular-season Supporters’ Shield winner and the second-lowest remaining seed will meet the other conference champion in the Conference Semifinals. This system ensures that the Supporters’ Shield winner will play the lowest-seeded team available in the Conference Semifinals, a luxury not necessarily awarded to the regular season’s top team in the past.

The Conference Semifinals will consist of a two-game, aggregate-goal series, a structure unchanged from previous postseasons. The second and third seeds from each conference will play each other in the two-game, aggregate-goal series, with the winners advancing to the one-game conference final at the host site of the higher-seeded team. The location of the MLS Cup will be determined at a later date.

Conference Championships will still be awarded in 2011, and the new system allows for less conference crossover in the postseason. In fact, the new system will not allow for a situation where two teams from the Western Conference to play in the Eastern Conference championship, as the San Jose Earthquakes and Colorado Rapids did in 2010.

**Supporters’ Shield**

The Supporters’ Shield is given to the team that finishes the regular season with the best record in the league (most points). In the past few years, the winner of the Supporters’ Shield has represented the United States in the CONCACAF Champions Cup (now the CONCACAF Champions League), the longest running international club competition in the CONCACAF region and has crowned the champion club of the Confederation since its inception over four decades ago. FC Dallas qualified for the CONCACAF Champions League tournament in 2011 by advancing to MLS Cup in Toronto in 2010.

**Lamar Hunt U.S. Open Cup**

The U.S. Open Cup, which is recognized as U.S. Soccer’s National Championship, is an annual competition open to all amateur and professional soccer teams affiliated with U.S. Soccer. The tournament has crowned a champion for 96 consecutive years dating back to 1914.

Within the U.S. Open Cup framework, teams compete in one of the following four categories: professional outdoor Division I (Major League Soccer), Division II (NASL) or Division III (USL Pro); or Amateur Division (USL Premier Development League & U.S. Adult Soccer Association).

FCD won the Open Cup in 1997 and has reached the final on two other occasions (2005 vs. LA, 2007 vs. NE). The team that wins the Open Cup will collect \$100,000, and the runner-up taking home \$50,000. The winner also will have the team’s name engraved on the historic Dewar Challenge Trophy, the oldest trophy in American team sports that is housed in the National Soccer Hall of Fame in Oneonta, N.Y.

**Brimstone Cup**

When FC Dallas and the Chicago Fire play, they play for more than the game at hand. In 2001, the team’s fans joined to start the inaugural Brimstone Cup, which is handed to fans of the team that wins the season series. That year, the teams tied the season series with each team going 2-2. The fans decided that goal-differential should not decide the winner of the cup, and instead left the winner to be determined by the playoff series or the U.S. Open Cup. The teams met in the 2001 playoffs, which the Fire won, in turn keeping the first-ever Brimstone Cup.

Dallas has gone on to hold the Cup ever since. After winning the series in 2002 (2-0), the teams tied the series in 2003 - Cup rules stipulate that if a team does not straight out win the series. The current holders retain the Cup. Dallas has not lost the last nine season series: 2004 – FCD won 2-0; in 2005, the teams split the series but the Hoops won the U.S. Open Cup Semifinal matchup to keep the Cup. In 2006, FCD won both games in the series by a 3-2 score, and still retain the Cup. In 2007, FCD defeated Chicago 2-1 at Toyota Park on May 17 and tied 1-1 at Pizza Hut Park on Sept. 20, thus winning the series by the aggregate score of 3-2 and retaining the Brimstone Cup. FCD again claimed the cup in 2008, winning both games by a combined 5-1 score. The 2009 season saw FC Dallas retain the cup by going 1-1-0 against the Fire and in 2010, FC Dallas won the series 1-0-1 after defeating the Fire, 3-1 at Pizza Hut Park.

**El Capitan – The Cannon**

The 2006 and 2007 seasons saw the beginning of what promises to be a competitive rivalry between the two Texas MLS teams – FC Dallas and Houston Dynamo. Prior to the first-ever meeting, the teams agreed to play for something more than points in the standings during the four-game regular season series. The winner of the series would earn the right to keep a 19th century Mountain Howitzer cannon, recognizing the winning side as the best Major League Soccer team in the state of Texas during the year. Through an online poll, the fans of both teams voted to call the cannon “El Capitan.”

Houston claimed the cannon during the first year, by winning the series 2-1-1. The teams met four times during regular season play in 2007, with Houston claiming the series 3-0-1. FCD and Houston met three times in 2008 with each game ending in a tie, forcing the second tiebreaker of away goals to decide the winner. FCD had the edge, outscoring Houston 4-2 on the road, which means “El Capitan” was in Dallas’ possession for the 2009 season. However, the Dynamo reclaimed “El Capitan” that season. The teams battled twice early in the 2010 season, a draw at Pizza Hut Park and a 1-0 win for Dallas in Houston’s Robertson Stadium on May 5 - the first win for FC Dallas in Robertson Stadium sent the cannon back to Frisco, where it currently resides.



# About Pizza Hut Park



# About Pizza Hut Park

Opened on August 6, 2005, Pizza Hut Park is a 145-acre multipurpose sports and entertainment facility located at the intersection of Main Street and Dallas North Tollway in Frisco, Texas, and is the home stadium for FC Dallas.

The combination of a world-class stadium and a sports park make Pizza Hut Park one of the best and most unique soccer facilities in the world. Included in the facility is the 20,500 state-of-the-art pro soccer stadium which features a built-in stage on the north end and 26 suites that are approximately 500 square feet in size. Located on the west side of the stadium, the suites are immediately above the lower bowl seating area and provide an outstanding view of both the playing field and the concert stage. By adding field seats above a state-of-the-art Terraflor covering, the stadium can accommodate over 27,000 fans for concerts.

The facility has demonstrated to be one of the top venues in the United States for both professional and amateur soccer. The complex, which includes 17 tournament-grade fields used for youth and adult soccer, as well as high school sports and other events, has drawn over 1 million visitors each year since opening.

In addition to FC Dallas action, Pizza Hut Park is the focal point of youth and adult soccer in North Texas and around the country. North Texas Soccer, the largest joint youth and adult soccer association in the United States, signed a marketing partnership with Pizza Hut Park which further enhances the brand awareness for both properties throughout the region. Furthermore, the United States Youth Soccer Association is headquartered at the complex. US Youth Soccer is the largest member of the United States Soccer Federation, the governing body for soccer in the United States.

In February 2006, Pizza Hut Park was recognized by the Dallas Business Journal as the winner of the 2005 Best Community Impact Award, given to a property that was judged to have created the most positive economic and social impact on a community. Pizza Hut Park was also the Top Winner at the Topping Out 2007 Awards Presentation, recognized for excellence in the fields of development, architecture and construction which have a positive impact on the local community. In November 2006, Pizza Hut Park was recognized as the first "Green" professional sports stadium in Texas after administering a formal recycling program.

The \$105 million public-private complex is owned by the City of Frisco in partnership with the Hunt Sports Group (HSG), the Frisco Independent School District, and Collin County.

Pizza Hut Park fast facts:

- Capacity – 20,500
- 145 acres
- Type of Turf = Tiff 419 Bermuda
- 5,385 total parking spaces
- 24.5 acres of off-site parking
- 115,000 square yards of landscaped turf
- 1,180 total number of trees
- 10,790 linear feet of perimeter fencing
- 46,000 linear feet of irrigation piping
- 950 sprinkler heads
- 2.5 surface acres of detention ponds
- 12,500 linear feet of sidewalks
- 10 concession stands on the concourse featuring a combined 82 points of sale.
- 6,500 square foot private stadium club which feature 82 permanent seats, a bar, and full-service restaurant with a capacity of up to 1,100 people.
- The soccer park has two concession stands featuring a combined 10 points of sale.
- There are 475 wheelchair and companion seats available
- There are six women's restrooms and six men's restrooms in the stadium concourse, as well as six family restrooms. There are also restrooms in the Stadium Club, on the Suite Level, and in the Press Box. There are two women's and two men's restrooms located in the soccer park.
- Within the stadium, for the men's public restrooms, there is one lavatory for every 250 people, one urinal for every 75 people, and one water closet for every 350 people.
- For the women's public restrooms within the stadium, there is a lavatory for every 150 people and a water closet for every 60 people.
- The specifications for the LED boards at Pizza Hut Park, for both stadium and soccer park:
  - STADIUM – Northwest and Northeast main displays are 19'-0" x 56'-9 3/8" L 23 mm/ 99,840 pixels. Approximate weight = 9,315 lbs.
  - Two – South Fascia LEDs (east and west) are 4' – 0 1/4" H x 60' – 3 1/2" L 23 mm / 38,400 pixels. Approximate weight = 2,500 lbs. each.
  - East Fascia LED is 9'-7 3/16" x 24'-0" 23 mm / 40,960 pixels. Approximate weight = 2,700 lbs.
  - West Fascia LED is 400' – 9 5/8" L x 3' – 7 3/16" H, 23 mm / 256,512 pixels. Approximate weight = 18,800 lbs
- Two soccer park pavilion displays are 10' – 7 11/16" x 19' – 6 1/16" each 34 mm Galaxy / 16,896 each. Approximate weight: 1,400 lbs. each.

DIRECTIONS TO PIZZA HUT PARK

From Downtown Dallas – Head North on the Dallas North Tollway to Main Street in Frisco. Facility is on the northeast corner of Tollway and Main Street.

From DFW Airport – As you take the North Exit out of the airport, proceed to 635 and head East. Take 635 East to the Dallas North Tollway and head north. Proceed on the Dallas North Tollway to Main Street in Frisco. Facility is on the northeast corner of Tollway and Main Street.

PIZZA HUT PARK ATTENDANCE RECORDS (THROUGH 2010)

| Date   | Match  | Outcome | Attendance |
|--|--|---------|------------|
| Largest Soccer Crowd, All-Time:                      |  |         |            |
| 5/18/08  | FC Dallas vs. Los Angeles                            | 5-1 LA  | 22,531     |
| Largest Soccer crowd, FC Dallas Regular Season game: |  |         |            |
| 5/18/08  | FC Dallas vs. Los Angeles                            | 5-1 LA  | 22,531     |
| Largest Soccer crowd, FC Dallas Playoff game:        |  |         |            |
| 10/28/06   | FC Dallas vs. Colorado                               | 3-2 COL | 15,486     |
| Largest Soccer crowd, FC Dallas Open Cup game:       |  |         |            |
| 10/3/07  | FC Dallas vs. New England (Final)                    | 3-2 NE  | 10,618     |
| Largest Soccer crowd, FC Dallas International game:  |  |         |            |
| 7/19/06  | FC Dallas vs. Tigres (MEX)                           | 2-0 FCD | 17,176     |
| Largest Soccer crowd, FC Dallas other competition:   |  |         |            |
| 7/31/07  | FC Dallas vs. Los Angeles (SuperLiga)                | 6-5 LA  | 21,576     |
| Largest Crowd, International National Teams:         |  |         |            |
| 3/1/06   | Mexico vs. Ghana                                     | 1-0 MEX | 16,703     |
| Largest Crowd, International Club Teams:             |  |         |            |
| 1/7/06   | Necaxa vs. Tigres (InterLiga)                        | 3-2 TIG | 22,322     |
| 1/7/06   | Chivas vs. Cruz Azul (InterLiga)                     | 2-2     | 22,322     |
| Largest Crowd, College Soccer:                       |  |         |            |
| 12/14/08   | Maryland vs. North Carolina (NCAA College Cup Final) | 1-0 MD  | 6,594      |
| Largest Crowd, High School Football:                 |  |         |            |
| 9/8/06   | Frisco vs. Highland Park                             |         | 5,000      |
| Largest Crowd, Concert:                              |  |         |            |
| 10/25/08   | Ozzfest  |         | 30,000     |

PRESS CREDENTIALS

Single game and full season credentials can be requested through the FC Dallas Communications Department by email at [jminnick@fcdallas.net](mailto:jminnick@fcdallas.net). Single game credentials must be requested no later than 24 hours prior to game day. Media Will-Call at Pizza Hut Park is located at the North Box Office on the day of game and opens two hours prior to kickoff.

MEDIA ENTRANCE

Members of the media holding valid FC Dallas media credentials may enter the stadium through the “Media Entrance” points located at the West Gate and Northwest Gate.

PRESS BOX

The press box is located on the West side of Pizza Hut Park. Access to the press box is strictly limited to working members of the media. The Pizza Hut Park press box has high-speed wireless internet capabilities along with analog and digital phones available for media. Any abuse of credentials to gain press box access for non-members of the media will lead to forfeiture of credentials.

PHOTOGRAPHERS / TV CREWS

Television and still photographers holding proper credentials may shoot from the designated areas behind the goals. Photographers and TV crews must choose one side to shoot from and are permitted to change ends at halftime. Photographers may utilize the press box to file photos. In accordance with Major League Soccer policy, players and coaches will be available for interviews in the locker room 10 minutes after the game.

LOCKER ROOM ACCESS

In accordance with MLS policy, both the FC Dallas and the visiting team’s locker room will be open to credentialed members of the media 10 minutes following the conclusion of each game. Players and coaches will also be available for interviews beginning two hours before each game and ending at exactly one hour prior to kickoff. Still photography is not permitted in the locker rooms.

PRACTICE SESSIONS

FC Dallas trains regularly on the adidas field at Pizza Hut Park. Practices are open to members of the media. Media members who wish to cover practices are encouraged to call the FC Dallas Communications office to confirm times and dates.

FC DALLAS E-MAIL NEWS SERVICE

Members of the media can receive FC Dallas news and information via e-mail. To be added to FC Dallas’ e-mail distribution list for all releases, contact the FC Dallas media relations office at [jminnick@fcdallas.net](mailto:jminnick@fcdallas.net)

FC DALLAS CONTACT INFORMATION

FC Dallas / Pizza Hut Park Office: 214-705-6700  
FC Dallas / Pizza Hut Park Fax: 214-705-6799  
Press Box Phone at Pizza Hut Park: 214-705-8738  
FC Dallas Web Site: [www.fcdallas.com](http://www.fcdallas.com) | [www.pizzahutpark.com](http://www.pizzahutpark.com) | [www.worldcupway.blogspot.com](http://www.worldcupway.blogspot.com)

Director, Communications & Public Relations: Leigh Anne Gullett  
Office: 469-365-0054  
E-mail: [lgullett@fcdallas.net](mailto:lgullett@fcdallas.net)

Manager, Media Services: Jason Minnick  
Office: 469-365-0068  
E-mail: [jminnick@fcdallas.net](mailto:jminnick@fcdallas.net)



**NEWSPAPERS**  
**Dallas Morning News**  
MAIN PHONE: (214) 977-8222  
SPORTS PHONE:(214) 977-8444  
ADDRESS: 508 Young St., Dallas, TX 75202  
**Sports Editor:** Gary Leavell  
**Soccer Editor:** Mark Konradi  
**FC Dallas Beat Writer:** Andy Friedlander  
**Columnists:** Kevin Sherrington, Tim Cowlshaw, Jean-Jacques Taylor

**Al Dia**  
MAIN PHONE: (469) 977-3600  
ADDRESS: 508 Young Street, 2nd Floor, Dallas, TX 75202  
**Sports & Soccer Editor:** Mauro Diaz,  
**Soccer Reporter:** Carlos Nava

**Fort Worth Star Telegram**  
MAIN PHONE: (817) 390-7760  
ADDRESS: 400 W. 7th Street, Fort Worth, TX 76102  
**Sports Editor:** Joe Garza  
**Columnists:** Randy Galloway, Gil LeBreton, Jennifer Floyd-Engel, Jim Reeves

**DIARIO LA ESTRELLA**  
MAIN PHONE: (817) 390-7180  
ADDRESS: 400 West Seventh Street, Fort Worth, Texas 76102  
**Sports & Soccer Editor:** Juan Antonio Ramos  
**FC Dallas Beat Writer:** Denise Isla

**WIRE SERVICES**  
**ASSOCIATED PRESS**  
MAIN PHONE: (972) 991-2100  
ADDRESS: 4851 LBJ Freeway, #300, Dallas, TX 75244  
**Texas Sports Editor:** Jaime Aron  
**FC Dallas Writer:** Amit Kaluskar

**RADIO**  
**ESPN Radio 103.3 FM (KESN)**  
ADDRESS: 400 E Las Colinas Blvd, Ste 1033, Irving, TX 75039  
MAIN PHONE: (214) 258-2800  
Studio Hotline: (214) 787-1033

**KTCK, 1310 AM, THE TICKET**  
ADDRESS: 3500 Maple Avenue, #1310, Dallas, TX 75219  
MAIN PHONE: (214) 526-7400  
**Talent:** George Dunham, Craig Miller, Norm Hitzges, Mark Friedman, Bob Sturm, Dan McDowell, Dan Balis, Greg Williams, Mike Rhyner, Mark Elfenbein, Ben Rogers, Jeff Wade

**THE FAN 105.3 FM (KRLD)**  
ADDRESS: 4131 North Central Expressway, Suite 10000, Dallas, TX 75204  
MAIN PHON E: (214) 525-7000  
**Talent:** Newy Scruggs, Richie Witt, Gregg Henson, Arnie Spanier

**ESPN DEPORTES RADIO, 1540 AM**  
ADDRESS: 400 E Las Colinas Blvd, Ste 1033, Irving, TX 75039  
MAIN PHONE: (214) 258-2800  
Sports Anchor: Xavier Olalde  
Sports Anchor & Director: Luis Perez

**UNIVISION RADIO, 1270 AM (KFLC)**  
ADDRESS: 7700 Carpenter Freeway, Dallas, TX 75247  
MAIN PHONE: (214) 525-0400:  
**Talent:** Gilberto Flores, Raul Saenz, Manny Bazan, Miguel Cruz

**TELEVISION**  
**KDFW (FOX, CH. 4)**  
ADDRESS: 400 N. Griffin Street, Dallas, TX 75202  
SPORTS PHONE: (214) 720-3158  
SPORTS Fax: (214) 720-3259  
**Sports Department:** Mike Doocy, Max Morgan

**KXAS (NBC, Ch. 5)**  
ADDRESS: 3900 Barnett Street, Fort Worth, TX 76103, P.O. Box 1780, Fort Worth, TX 76101  
SPORTS PHON E: (817) 654-6326  
SPORTS FAX: (817) 654 6354  
**Sports Department:** Sam Hale, Newy Scruggs, Matt Barrie, Bric Shelton, Jeff Collette

**WFAA (ABC, CH. 8)**  
ADDRESS: 606 Young Street, Dallas, TX 75202  
SPORTS PHONE: (214) 977-6213  
**Sports Department:** Dale Hansen. Jose Gant, Sean Hamilton, Linda Ting, Matt Lande, George Riba, Joe Trahan

**KTVT (CBS, CH. 11) & KTXA (CBS, Ch. 21)**  
ADDRESS: 5233 Bridge Street, Fort Worth, TX 76103  
MAIN PHON E: (817) 451-1111  
**Sports Department :** William “Dandy” Killeen, Chris Bullock, Ted Jakus, Lewis Jackson, Babe Laufenberg, Gina Miller, Derek Harper, Steve Dennis, Bill Jones

**KDAF (CW, CH. 33)**  
ADDRESS: 8001 John Carpenter Freeway, Dallas, TX 75247  
SPORTS PHON E: (214) 252-9233  
**Sports Department:** Bob Irzyk, Dave Crome, Desmond Purnell, Candice Crawford

**KUVN (UNIVISION, CH. 23)**  
ADDRESS: 2323 Bryan, Dallas, TX 75201  
MAIN PHONE: (214) 758-2300  
**Sports Department:** Mario Montez, Raul Saenz, Irma Esquivel

**KXTX (TELEMUNDO, CH. 39)**  
ADDRESS: 3900 Barnett St., Fort Worth, TX 76103  
MAIN PHONE: (817) 429 - 5555  
**Sports Department:** Luis Fernando Perez, Adrian Cervantes, Hayar Tamayo



Bobby Rhine  
Play-by-Play

Bobby Rhine begins his third season in the broadcast booth after handling color analyst duties during the 2009 season. A Missouri native and graduate of the University of Connecticut, Rhine played 10 seasons in Major League Soccer, all with FC Dallas. He was the Dallas club’s sixth overall first round selection in the 1999 MLS College Draft. During his career, Rhine appeared in 212 games for Dallas, making 136 starts and playing more than 12,000 minutes. He scored 23 goals and recorded 34 assists. His goals total is good for eighth all-time in the FC Dallas record books, while his assists total ranks fourth behind Jason Kreis, Oscar Pareja and Ronnie O’Brien.

Rhine has a degree in sociology and is an avid golfer. He and wife, Bevan, have two children, Jake and Miller.



Steve Jolley  
Color Analyst

Steve Jolley joins former teammate Bobby Rhine in the broadcast booth for the second season. Jolley spent 10 years playing professional soccer, including two seasons in Dallas. Jolley began his career with the L.A. Galaxy in 1997 and retired following the 2006 season with New York where he was widely considered one of the club’s most popular players. Jolley played and started more than 200 games in MLS, tallying more than 18,000 minutes on the pitch while picking up 12 goals and 11 assists.

A graduate of the College of William & Mary, Jolley has a degree in kinesiology. In 2002 he was named the MLS Humanitarian of the Year after he and wife, Pilar, raised more than \$11,000 to help two families in their New Jersey neighborhood who suffered personal and financial hardships as a result of the September 11 terrorist attacks. The couple then launched the Just Jolley Foundation in 2002. Previously, Jolley has worked alongside Glenn Davis on Houston Dynamo broadcasts. He currently works in the athletic department at SMU here in Dallas.

# MLS 2011 Regular Season Schedule

Saturday, June 18

Seattle Sounders FC at Toronto FC, 7 p.m.  
Philadelphia Union at Vancouver Whitecaps FC, 7 p.m.  
Chicago Fire at New England Revolution, 7:30 p.m.  
Columbus Crew at Houston Dynamo, 8:30 p.m.  
San Jose Earthquakes at Sporting Kansas City, 8:30 p.m.  
LA Galaxy at Colorado Rapids, 9 p.m.  
D.C. United at Real Salt Lake, 9 p.m.  
FC Dallas at Chivas USA, 10:30 p.m.

Sunday, June 19  
New York Red Bulls at Portland Timbers, 7 p.m. (Galavisión)

Wednesday, June 22  
Sporting Kansas City at Philadelphia Union, 7:30 p.m.  
Real Salt Lake at Chicago Fire, 8:30 p.m.

Thursday, June 23  
New York Red Bulls at Seattle Sounders FC, 10 p.m. (ESPN2)

Sunday, June 26  
New York Red Bulls at Chicago Fire, 2 p.m. (ESPN)  
New England Revolution at Seattle Sounders FC, 4 p.m.  
Colorado Rapids at Columbus Crew, 8 p.m.

Wednesday, June 29  
Vancouver Whitecaps FC at Toronto FC, 7:30 p.m.

Saturday, July 2

Philadelphia Union at D.C. United, 7:30 p.m.  
Columbus Crew at FC Dallas, 9 p.m.  
Chicago Fire at Chivas USA, 10 p.m. (Galavisión)  
New York Red Bulls at San Jose Earthquakes, 10:30 p.m.

Sunday, July 3  
Houston Dynamo at Colorado Rapids, 9 p.m. (ESPN2)

Monday, July 4  
New England Revolution at Real Salt Lake, 8:30 p.m. (ESPN2)  
Seattle Sounders FC at LA Galaxy, 10:30 p.m. (ESPN2)

Wednesday, July 6

- Toronto FC at New York Red Bulls, 8 p.m.
- Colorado Rapids at Sporting Kansas City, 8:30 p.m.
- Columbus Crew at Vancouver Whitecaps FC, 10 p.m.
- San Jose Earthquakes at Chivas USA, 10:30 p.m.

Saturday, July 9

Chivas USA at Sporting Kansas City, 7:30 p.m. (Galavisión)  
D.C. United at New York Red Bulls, 7:30 p.m.  
Toronto FC at Houston Dynamo, 8:30 p.m.  
Vancouver Whitecaps FC at Colorado Rapids, 9 p.m.  
FC Dallas at Real Salt Lake, 9 p.m.  
Chicago Fire at LA Galaxy, 10:30 p.m.  
Philadelphia Union at San Jose Earthquakes, 10:30 p.m.

Sunday, July 10  
Seattle Sounders FC at Portland Timbers, 5 p.m. (ESPN)



MLS 2011 Regular Season Schedule

MLS 2011 Regular Season Schedule

|   |   |  |
|---|---|--|
| <div>Saturday, July 16</div> <div>Colorado Rapids at Seattle Sounders FC, 4 p.m.<br/>Real Salt Lake at Vancouver Whitecaps FC, 4 p.m.<br/>San Jose Earthquakes at Columbus Crew, 7:30 p.m.<br/>Philadelphia Union at New England Revolution, 7:30 p.m.<br/>Portland Timbers at Chicago Fire, 8:30 p.m.<br/>Sporting Kansas City at Houston Dynamo, 8:30 p.m.<br/>D.C. United at FC Dallas, 9 p.m.<br/>New York Red Bulls at Chivas USA, 10:30 p.m. (Galavisión)</div> | <div>Sunday, August 14</div> <div>Portland Timbers at Houston Dynamo, 9 p.m. (Galavisión)</div> <div>Wednesday, August 17</div> <div>Houston Dynamo at New England Revolution, 7:30 p.m.<br/>Portland Timbers at Sporting Kansas City, 8:30 p.m.</div> <div>Thursday, August 18</div> <div>D.C. United at Chicago Fire, 9 p.m. (ESPN2)</div> <div>Saturday, August 20</div> <div>Philadelphia Union at Columbus Crew, 7:30 p.m.<br/>New York Red Bulls at New England Revolution, 7:30 p.m.<br/>Real Salt Lake at Houston Dynamo, 8:30 p.m.<br/>Chivas USA at Colorado Rapids, 9 p.m.<br/>Seattle Sounders FC at FC Dallas, 9 p.m.<br/>Vancouver Whitecaps FC at Portland Timbers, 10 p.m.<br/>San Jose Earthquakes at LA Galaxy, 10:30 p.m.</div> <div>Sunday, August 21</div> <div>Toronto FC at Chicago Fire, 7 p.m.<br/>D.C. United at Sporting Kansas City, 7 p.m. (Galavisión)</div> <div>Wednesday, August 24</div> <div>Chivas USA at Portland Timbers, 11 p.m.</div> <div>Saturday, August 27</div> <div>Columbus Crew at Seattle Sounders FC, 4 p.m.<br/>San Jose Earthquakes at Toronto FC, 7 p.m.<br/>Houston Dynamo at Vancouver Whitecaps FC, 7 p.m.<br/>Portland Timbers at D.C. United, 7:30 p.m.<br/>Colorado Rapids at Chicago Fire, 8:30 p.m.<br/>FC Dallas at Sporting Kansas City, 8:30 p.m.<br/>Real Salt Lake at Chivas USA, 10:30 p.m.</div> <div>Sunday, August 28</div> <div>LA Galaxy at New York Red Bulls, 7 p.m. (ESPN2)<br/>New England Revolution at Philadelphia Union, 7 p.m. (Galavisión)</div> <div>Friday, September 9</div> <div>Colorado Rapids at LA Galaxy, 10:30 p.m.</div> <div>Saturday, September 10</div> <div>Houston Dynamo at Sporting Kansas City, 4 p.m. (TeleFutura)<br/>Real Salt Lake at Seattle Sounders FC, 4 p.m.<br/>Toronto FC at Columbus Crew, 7:30 p.m.<br/>Vancouver Whitecaps FC at New York Red Bulls, 7:30 p.m.<br/>Portland Timbers at Philadelphia Union, 7:30 p.m.<br/>Chicago Fire at San Jose Earthquakes, 10:30 p.m.<br/>D.C. United at Chivas USA, 10:30 p.m.</div> <div>Sunday, September 11</div> <div>FC Dallas at New England Revolution, 7:30 p.m.</div> <div>Wednesday, September 14</div> <div>Houston Dynamo at Columbus Crew, 7:30 p.m.</div> <div>Friday, September 16</div> <div>New England Revolution at Portland Timbers, 10:30 p.m.</div> <div>Saturday, September 17</div> <div>Chivas USA at Chicago Fire, 4 p.m. (TeleFutura)<br/>Columbus Crew at Philadelphia Union, 7:30 p.m.<br/>Colorado Rapids at Toronto FC, 7:30 p.m.<br/>New York Red Bulls at FC Dallas, 8:30 p.m.<br/>San Jose Earthquakes at Houston Dynamo, 8:30 p.m.<br/>Sporting Kansas City at Real Salt Lake, 9 p.m.<br/>D.C. United at Seattle Sounders FC, 9 p.m.<br/>Vancouver Whitecaps FC at LA Galaxy, 10:30 p.m.</div> | <div>Wednesday, September 21</div> <div>Chivas USA at D.C. United, 7:30 p.m.<br/>Real Salt Lake at New York Red Bulls, 7:30 p.m.<br/>San Jose Earthquakes at Portland Timbers, 10:30 p.m.</div> <div>Saturday, September 24</div> <div>Houston Dynamo at FC Dallas, 4 p.m. (TeleFutura)<br/>LA Galaxy at Columbus Crew, 7:30 p.m.<br/>Real Salt Lake at D.C. United, 7:30 p.m.<br/>Portland Timbers at New York Red Bulls, 7:30 p.m.<br/>Seattle Sounders FC at Vancouver Whitecaps FC, 7:30 p.m.<br/>Philadelphia Union at Sporting Kansas City, 8:30 p.m.<br/>San Jose Earthquakes at Colorado Rapids, 9 p.m.<br/>Toronto FC at Chivas USA, 10:30 p.m.</div> <div>Sunday, September 25</div> <div>New England Revolution at Chicago Fire, 4 p.m.</div> <div>Wednesday, September 28</div> <div>Columbus Crew at Sporting Kansas City, 8:30 p.m.<br/>Chicago Fire at Real Salt Lake, 9 p.m.</div> <div>Thursday, September 29</div> <div>D.C. United at Philadelphia Union, 8 p.m. (ESPN2)</div> <div>Saturday, October 1</div> <div>Chicago Fire at Houston Dynamo, 4 p.m. (TeleFutura)<br/>Seattle Sounders FC at New England Revolution, 7:30 p.m.<br/>New York Red Bulls at Toronto FC, 7:30 p.m.<br/>FC Dallas at Colorado Rapids, 9 p.m.<br/>Real Salt Lake at LA Galaxy, 10:30 p.m.<br/>Sporting Kansas City at San Jose Earthquakes, 10:30 p.m.</div> <div>Sunday, October 2</div> <div>D.C. United at Columbus Crew, 4 p.m.<br/>Portland Timbers at Vancouver Whitecaps FC, 7 p.m.<br/>Philadelphia Union at Chivas USA, 8 p.m.</div> <div>Wednesday, October 12</div> <div>FC Dallas at Chicago Fire, 8:30 p.m.<br/>D.C. United at Vancouver Whitecaps FC, 10 p.m.</div> <div>Friday, October 14</div> <div>Real Salt Lake at Colorado Rapids, 10:30 p.m. (ESPN2)<br/>Houston Dynamo at Portland Timbers, 10:30 p.m.</div> <div>Saturday, October 15</div> <div>New York Red Bulls at Sporting Kansas City, 4 p.m. (TeleFutura)<br/>Toronto FC at Philadelphia Union, 7:30 p.m.<br/>Chicago Fire at D.C. United, 7:30 p.m.<br/>Columbus Crew at New England Revolution, 7:30 p.m.<br/>Vancouver Whitecaps FC at FC Dallas, 8:30 p.m.<br/>San Jose Earthquakes at Seattle Sounders FC, 10 p.m.</div> <div>Sunday, October 16</div> <div>Chivas USA at LA Galaxy, 9 p.m. (ESPN)</div> <div>Thursday, October 20</div> <div>Philadelphia Union at New York Red Bulls, 8 p.m. (ESPN2)</div> <div>Saturday, October 22</div> <div>New England Revolution at Toronto FC, 12:30 p.m.<br/>Colorado Rapids at Vancouver Whitecaps FC, 7 p.m.<br/>Sporting Kansas City at D.C. United, 7:30 p.m.<br/>Columbus Crew at Chicago Fire, 8:30 p.m.<br/>Portland Timbers at Real Salt Lake, 9 p.m.<br/>Seattle Sounders FC at Chivas USA, 10:30 p.m.<br/>FC Dallas at San Jose Earthquakes, 10:30 p.m.</div> <div>Sunday, October 23</div> <div>LA Galaxy at Houston Dynamo, 4:30 p.m. (Galavisión)</div> |
|---|---|--|



**adidasoccer.com**

Official athletic sponsor & licensed product  
supplier to Major League Soccer