



2012
MEDIA GUIDE

 FCDALLAS.COM 

OUR WORLD AWAITS

LODGING • GOLF • RV PARK



WinStar
WORLD RESORTS™

I-35 N • EXIT 1 • OK/TX BORDER

FOLLOW US ON



FC Dallas 2012 Regular Season Schedule

Match #	DATE	OPPONENT	HOME/AWAY	TIME (CT)
1	Sunday, Mar 11 (NBCSN)	New York	Home	2:00
2	Saturday, Mar 17 (FS Plus)	Portland	Home	7:30
3	Sunday, Mar 25 (Galavision/FSSW)	Kansas City	Away	6:00
4	Friday, Mar 30 (NBCSN)	DC	Away	6:30
5	Thursday, Apr 5 (FS Plus)	New England	Home	7:30
6	Saturday, Apr 14 (FS Plus)	Montreal	Home	7:30
7	Saturday, Apr 21 (TXA 21)	Vancouver	Away	9:00
8	Wednesday, Apr 25 (FS Plus)	Salt Lake	Home	7:30
9	Saturday, Apr 28 (FS Plus)	LA Galaxy	Away	9:30
10	Sunday, May 6 (Galavision/FSSW)	Colorado	Home	6:00
11	Wednesday, May 9 (FS Plus)	Seattle	Home	7:30
12	Saturday, May 12 (FSSW)	Columbus	Away	6:30
13	Saturday, May 19 (FSSW)	Philadelphia	Home	7:30
14	Wednesday, May 23 (FSSW)	Chicago	Away	7:00
15	Saturday, May 26 (FSSW)	Salt Lake	Away	8:00
16	Saturday, Jun 16 (ESPN2)	Houston	Away	4:00
17	Saturday, Jun 23 (Galavision/FSSW)	Chivas USA	Home	8:00
18	Wednesday, Jul 4 (FS Plus)	Toronto	Home	8:00
19	Saturday, Jul 7 (FSSW)	San Jose	Home	8:00
20	Saturday, Jul 14 (TXA 21)	Colorado	Away	8:00
21	Wednesday, Jul 18 (NBCSN)	San Jose	Away	10:00
22	Saturday, Jul 21 (TXA 21)	Portland	Home	8:00
23	Saturday, Jul 28 (NBCSN)	LA Galaxy	Home	7:00
24	Sunday, Aug 5 (NBCSN)	Portland	Away	6:00
25	Saturday, Aug 11 (TXA 21)	Colorado	Home	8:00
26	Wednesday, Aug 15 (FS Plus)	Vancouver	Away	9:00
27	Saturday, Aug 18 (FSSW)	Salt Lake	Away	8:00
28	Sunday, Aug 26 (NBCSN)	LA Galaxy	Away	6:00
29	Sunday, Sep 2 (FS Plus)	Seattle	Home	6:00
30	Saturday, Sep 15 (TXA 21)	Vancouver	Home	7:30
31	Saturday, Sep 29 (TXA 21)	San Jose	Away	9:30
32	Sunday, Oct 7 (FS Plus)	Chivas USA	Away	6:00
33	Sunday, Oct 21 (ESPN)	Seattle	Away	8:00
34	Sunday, Oct 28 (Galavision/FS Plus)	Chivas USA	Home	6:00

Table of Contents

Editors: Jason Minnick, Scott Brown.
Layout & Design: Jason Minnick, Erik Davila.
Photography: MLS, Getty Images, Rick Yeatts, Jason Minnick, Robert Casner.
Contributors: Leigh Anne Gullett, Keith Jensen, Robert Casner, MLS Communications, MLS PR Directors, Elias Sports Bureau.

FC Dallas
9200 World Cup Way, Suite 202
Frisco, TX 75033
Main Phone: 214.705.6700
Ticket Line: 1.888.FCD.GOAL (888.323.4625)
Fax Number: 214.705.6799
fcdallas.com

Investor / Operator: Hunt Sports Group
Hunt Sports Group Chairman: Clark K. Hunt
Hunt Sports Group President: John Wagner
Hunt Sports Group Vice President: Dan Hunt
FC Dallas President: Doug Quinn
FC Dallas Head Coach: Schellas Hyndman
Stadium: FC Dallas Stadium
Training Field: adidas Field
Field Dimensions: 117 x 74 yards
Surface: Grass (Bermuda)
Capacity: 20,500
Team Colors: Republic Red, Lonestar White,
Bovine Blue, Shawnee Silver
Conference: Western



FC Dallas Coaches	6
Coaching Support Staff	8
FC Dallas Player Headshots	10
FC Dallas Preseason Roster	11
FC Dallas Player Pages	12
The Organization	49
FC Dallas Staff Directory	54
2010 Season in Review	55
2011 Team Stats	56
2011 FC Dallas Lineups	59
2011 Game Summaries	60
FC Dallas Year-by-Year Reviews	76
FC Dallas History	107
All-Time FC Dallas Awards	108
All-Time FC Dallas Draft History	111
FC Dallas Year-by-Year Records	116
All-Time Records versus Opponents	117
All-Time FC Dallas Stats	118
All-Time FC Dallas Coaching Records	121
All-Time FC Dallas International Results	122
All-Time FC Dallas Postseason History	123
All-Time FC Dallas Postseason Stats	124
FC Dallas Franchise Records	125
FC Dallas Individual Highs	128
FC Dallas Season Highs	129
FC Dallas Season Lows	130
FC Dallas Individual Leaders All-Time	131
FC Dallas Age-Related Milestones	134
FC Dallas Individual Postseason Records	135
FC Dallas Individual Records by Year	137
Major League Soccer	143
MLS Team PR Contacts	145
2011 MLS Player Rules and Regulations	146
MLS Team Pages	152
About Pizza Hut Park	189
About FC Dallas	190
Media Guidelines	194



THE TEAM



Schellas Hyndman | HEAD COACH

Now entering his fifth season as head coach, Hyndman joined FC Dallas on June 17, 2008 after 31 seasons as a college head coach, including 24 at nearby Southern Methodist University. He has compiled a 42-34-35 MLS regular season record during his three-and-a-half year tenure and currently holds the top winning percentage in team history (.536). The fifth head coach of FC Dallas, Hyndman was the first to be named MLS Coach of the Year in 2010. He also led the club to its first appearance in MLS Cup that season, leading to a berth in the 2011 CONCACAF Champions League tournament.

Under Hyndman, the 2011 FC Dallas side became the first team in MLS history to defeat a Mexican opponent in Mexico as the club opened its first foray into the competition with an unprecedented 4-0-0 record and four consecutive shutouts. Hyndman also led Dallas to back-to-back playoff appearances for the first time since the 2007 season and equaled the greatest number of points in a MLS season (52) despite enduring an additional 14 matches in outside competition.

Hyndman ranks fifth all-time in victories among Division I coaches, posting an all-time college record of 466-122-49, which includes a record of 368-98-38 at SMU and 98-24-11 at Eastern Illinois University, where he has been inducted into the school's Hall of Fame. In 31 years as coach, he led his schools to 30 NCAA playoff appearances, 11 quarterfinals and five final fours (three in Division I, two in Division II). He was named National Coach of the Year in 1981 and also earned eight league Coach of the Year honors during his career (WAC: 1997, 1998, 1999; MVC: 2000, 2001, 2002, 2004; Conference USA: 2006). Hyndman was recognized for his long-term service and contributions towards the growth of intercollegiate soccer on Jan. 13, 2012. He

received the Bill Jeffrey Award for Long-Term Service to Intercollegiate Soccer during the annual NSCAA Awards Banquet in Kansas City, Mo. Hyndman also remains a Director of Coaching Emeritus of the NSCAA Academy.

Born Nov. 4, 1949 in Macau (China) to a Portuguese father and Russian mother, Hyndman lived in China until the age of eight, when his family moved to Springfield, Ohio. He attended and played football at Butler High School, while playing club soccer with the Dayton Edelweiss Soccer Club. Hyndman played collegiate soccer at Eastern Illinois University, where he was part of the 1969 NAIA national championship team. After playing one season with the Cincinnati Comets of the American Soccer League in 1975, Hyndman moved to Sao Paulo, Brazil, where he was an apprentice at Escola Graduada de Sao Paulo and trained regularly with Sao Paulo FC.

On Oct. 20, 2007, Hyndman was enshrined into the Walk of Fame at FC Dallas Stadium, along with Kenny Cooper Sr., an honor given to those who have made significant contributions to the sport of soccer in Texas. He is also a former president of the National Soccer Coaches Association of America (2005). Hyndman, who also holds a 10th degree black belt in karate, is married to Kami and has three children, Tony, Jaime and Tamara. His grandson Emerson is playing with Fulham Football Club Academy in London, England.



John Ellinger | ASSISTANT COACH

John Ellinger is entering his fifth season as an FC Dallas assistant coach. Before joining Dallas, Ellinger spent time as technical director for U.S. Youth Soccer (2007-2008), head coach at Real Salt Lake (2004-2007), and head coach of the U.S. Under-17 national team (1997-2004).

He began his coaching career as the head coach of Montgomery College in Maryland in 1979, before moving to the University of Maryland-Baltimore from 1981 to 1990. He then served as the Director of Coaching for Columbia Soccer Association from 1990 to 1998. He became a member of the U.S. Soccer National team coaching staff in 1992, and then was also an assistant coach for the Columbus Crew during the inaugural 1996 MLS season.

In 1997, Ellinger was hired as U.S. Soccer's Under-17 head coach and the organization's Director of Youth Development, which included spearheading the launch of the U.S. Soccer U-17 Residency Program in Bradenton, Florida. The program debuted on January 17, 1999, with U.S. Soccer collecting the top 20 of the country's elite youth players and placing them in year-round training at the IMG Academy. Among the more than 200 players that have graduated from the program are: Landon Donovan, DaMarcus Beasley, Bobby Convey, Oguchi Onyewu, Michael Bradley, Heath Pearce and current FC Dallas player Brek Shea.

After eight years with U.S. Soccer, Ellinger was given the opportunity to be the first head coach in Real Salt Lake history in late 2004. He remained in the role until early in the 2007 season, when he became the team's Technical Director before moving to U.S. Youth Soccer.

A native of Maryland, he earned his bachelor's degree and master's degree in health and physical education from Frostburg State University. He and his wife, Tami, have three children: daughters Leigh and Brooke and son Matt.

Marco Ferruzzi | ASSISTANT COACH

Marco Ferruzzi enters his eighth season as an assistant coach and his first as the head coach of the FC Dallas Reserves. During his tenure, FC Dallas has compiled a regular season record of 73-61-50. In addition to assisting in running practices and evaluating players for the first team, Ferruzzi oversees the scouting of college and youth players for the club, including the staff preparations for the annual MLS Player Combine and SuperDraft. He has served as a reserve team, Pre-Academy and premier team coach in the FC Dallas youth club.

Ferruzzi, 39, was selected sixth overall in the 1997 MLS Supplemental Draft by the Tampa Bay Mutiny, where he played in 19 games, registering two assists.

Following his time with Tampa Bay, Ferruzzi played two seasons with the Minnesota Thunder of the A-League, captaining them to the league final in 2003. The former midfielder previously played four seasons with the Richmond Kickers (A-League), serving as the team's captain when the Kickers reached the finals in 2002.

Ferruzzi, who also holds his USSF "A" coaching license, played his collegiate soccer at the University of North Carolina for four seasons. He is married to Zaida and has a daughter, Ysabella and a son, Diego.



Drew Keeshan | GOALKEEPER COACH

Drew Keeshan is entering his fifth season as FC Dallas' goalkeeper coach. In 2010 he guided goalkeeper Kevin Hartman to an all-time MLS record GAA of 0.62 including nine shutouts. Keeshan also serves as the Director of Goalkeeping for the FC Dallas Academy, playing an integral role in the development of 2011 FIFA U-17 World Cup Championship goalkeeper and FC Dallas Homegrown player, Richard Sanchez.

Prior to joining FCD, the Tipperary, Ireland native spent the 2007 season as an assistant coach at Clemson following a successful season in a similar role at Emory in 2006. Keeshan began his professional career with Waterford United in 1993, and then had stints at Galway United, Kilkenny City and Limerick Football Club, all in the League of Ireland. Keeshan was a part of the Galway team that earned a promotion to the Premier Division at the end of the 1998-1999 season.

Keeshan's college playing career included two years at Lindsey Wilson College from 1996-1998, reaching the NAIA national championship tournament in 1997. After two years at Lindsey Wilson, Keeshan played two years at Life University, again reaching the national championship tournament in 1999. He graduated from Life University with a B.S. degree in Dietetics in 2001, earning Salutatorian honors.


Keeshan holds both a USSF B and USSF Goalkeeper license, and has served as an assistant for the Augusta Fireball of the PDL ('05-'06), head goalkeeping coach for the Georgia ODP ('02-'07), and goalkeeper staff coach for ODP Region III ('04-'07).


Joshua Watts HEAD ATHLETIC TRAINER

Joshua Watts is in his 11th season as head athletic trainer for FC Dallas. He joined the club during the 2002 season. Watts is responsible for injury assessment, rehabilitation and treatment of players to ensure their proper return to the playing field.

Watts spent two years prior to joining FC Dallas as the Head Athletic Trainer for Cistercian Preparatory School. He has also served as the head athletic trainer for the Texas Spurs soccer team in the USL Premier Development League.

Watts is a 1999 graduate of John Brown University in Arkansas where he received his Bachelor of Science degree in Sports Medicine with an emphasis in Athletic Training. He is married to Stacey and lives in Little Elm with their three children.





Paul Lombardo | ASSIST. ATHLETIC TRAINER

Paul Lombardo is beginning his second season as the Assistant Athletic Trainer, after joining the club in July of 2011. He calls two places home, the Pacific Northwest and the deserts of Tucson, Arizona. Lombardo has previously worked as a head athletic trainer at the high school level with his alma mater in Washington State. Following his time there, Lombardo moved to the college level at Texas State University.

Lombardo continues to work on his Masters of Science in Athletic Training from Texas State University and has received his BS in Sports Injury Management with an emphasis in Athletic Training from the University of Nevada in Las Vegas 2003.

His credentials include the titles of ATC & LAT. He is a member of the National Athletic Trainers Association and PSATS (Professional Soccer Athletic Trainers Society). When not at work, Lombardo enjoys hobbies such as golf and staying fit. He would like to acknowledge his mother Carmen and younger brother Andrew.

Jon Hancock | ASSIST. ATHLETIC TRAINER

Jonathan Hancock is beginning his first season with the FC Dallas family. He serves as the athletic trainer for the FC Dallas U.S. Development Academy teams. He is also in his fourth year as a lead athletic trainer for Texas Health Resources Ben Hogan Sports Medicine. Hancock is also responsible for coordinating the medical coverage for the North Dallas Chamber Boys Classic League.

Hancock received his Masters of Science in Applied Cognition and Neuroscience in 2011 from the University of Texas at Dallas and his BA in Exercise, Sport and Health Studies with an emphasis in Athletic Training from the University of Texas at Arlington in 1998.

He is also a certified strength and conditioning specialist through the National Strength and Conditioning Association. When not at work, Jonathan enjoys participating in recreational activities with family and friends.



Jim Walter, M.D. | TEAM DOCTOR

Dr. James C. Walter specializes in arthroscopy and the treatment of sports-related injuries. He is committed to the highest quality of care for all athletes ranging from youth to professional. A native of Oklahoma, Dr. Walter attended Stanford University. In 1991 he earned a B.S. in Biological Sciences and graduated with Distinction. Dr. Walter received his medical degree from Washington University School in St. Louis. Dr. Walter completed an orthopedic residency at the University of Texas Southwestern Medical School at Dallas. Following his residency, Dr. Walter was awarded a prestigious surgical fellowship in sports medicine at the American Sports Medicine Institute in Birmingham, Ala.

Dr. Walter returned to Dallas and joined Texas Orthopaedic Associates in 2001. In addition to being the Head Physician for FC Dallas, Dr. Walter currently serves as Orthopedic Team Physician for Allen High School, Wakeland High School and Little Elm High School. He serves as an Orthopedic Consultant to Prestonwood Christian Academy and Creekview High School. He is known for his expertise in shoulder and elbow injuries of the throwing athlete as well as arthroscopic and reconstructive surgery of the knee, shoulder and elbow. Dr. Walter is Board Certified by the American Board of Orthopedic Surgery and subspecialty Certified in Orthopedic Sports Medicine. He participates in education as an Assistant Clinical Professor at UT Southwestern Medical Center.

Marcus Owens | EQUIPMENT MANAGER

Marcus Owens is beginning his eighth season as equipment manager for FC Dallas. Owens' numerous responsibilities include the ordering and maintaining of game uniforms, practice gear and equipment. He also works closely with the assistant coaches on setting up practice both at home and on the road.

Prior to joining FC Dallas, Owens served four years with other Major League Soccer teams. He was the equipment manager with the MetroStars in 2002 and in 2003. Prior to that, Owens was with the Miami Fusion for 2000 and 2001. He also spent three seasons as equipment manager for the Myrtle Beach SeaDawgs of United Soccer Leagues. Originally from Dover, Delaware, Owens played midfield for Francis Marion University from 1982 to 1984. He and his wife, Sherry, reside in Frisco with son Ajay.



Bobby Hammond | DIRECTOR, TEAM ADMIN. AND PLAYER PERSONNEL

Hammond is entering his 14th season as director of team administration and player personnel, but 17th season overall with the team. Hammond is responsible for working closely with the technical director and head coach on all soccer matters. Hammond also organizes all team travel, preseason training camps and is a resource for all players for everything from work visas to family relocation. In 2003 and 2006, Hammond was recognized as Major League Soccer's Team Manager of the Year.

Hammond is the longest tenured Dallas staff member, and one of the longest in all of MLS. Having started with the club in 1995 as a Ticket Services Manager, he was promoted to Manager of Marketing Programs in 1997 - a role which led him to create the first website in team history. Prior to joining the club, Hammond served as the Assistant Manager of Volunteer Services of World Cup USA 1994 - Dallas. He is a graduate of the University of Texas at Austin and resides in Plano with wife Lisa.

Daniel Granados | ASST. TEAM ADMIN.

Daniel Granados is in his 16th season with FC Dallas. He started out as a volunteer with the team and today is part of the full time staff. His responsibilities include assisting Marcus Owens in practices and on game day. Granados is also responsible for assisting new players when they first sign with the team by helping with housing, transportation, visas and everything else a player needs when moving to a new city.

Born in Leon Guanajuato Leon, Mexico, Granados resides in Dallas with his wife Carmen.





Benitez



Castillo



Ferreira



Guarda



Hartman



Hedges



Hernandez



Hernandez



Ihemelu



Jacobson



Leyva



Loyd



Luna



Perez



Pertuz



Rodriguez



Sanchez



Sealy



Seitz



Shea



Top



Ulloa



Villar



Warsaw



Wiedeman

FC Dallas Preseason Roster

No.	Player	Pos.	Ht.	Wt.	Birthdate	How Acquired
1	Kevin Hartman	GK	6-1	192	5-25-74	Trade w/KC 3-8-10
2	Daniel Hernandez	M/D	5-11	165	7-23-76	Signed: 9-8-09
3	Ugo Ihemelu	D	6-0	178	4-3-1983	Trade w/COL: 8-31-09
4	Andrew Jacobson	M	6-2	185	9-24-85	Trade w/PHL: 2-18-11
5	Jair Benitez	D	5-7	145	1-11-79	Signed: 7-22-09
6	Carlos Rodriguez	D	5-9	150	4-12-90	Signed: 1-20-12
7	Fabian Castillo	F	5-8	150	6-17-92	Signed 3-3-11
8	Bruno Guarda	M	5-8	155	2-6-86	Trade w/COL: 7-28-08
9	Blas Pérez	F	6-1	174	3-13-81	Signed: 1-3-12
10	David Ferreira	M/F	5-5	145	8-9-79	Signed: 2-24-09
11	Ricardo Villar	M	5-9	155	8-11-79	Signed: 2-7-11
13	Hernan Pertúz	D	6-0	160	3-31-89	Signed: 1-3-12
14	George John	D	6-3	200	3-20-87	'09 Draft: 1st Rd (14th)
16	Bobby Warshaw	M	6-0	185	11-21-88	'11 Draft: 1st Rd (17th)
17	Zach Loyd	D/M	5-9	160	7-18-87	'10 Draft: 1st Rd (5th)
18	Chris Seitz	GK	6-3	236	3-12-87	Trade w/SEA: 12-15-10
20	Brek Shea	F	6-3	180	2-28-90	'08 Draft: 1st Rd (2nd)
21	Bryan Leyva	M	5-6	140	2-9-92	Homegrown Signed: 9-16-09
23	Andrew Wiedeman	F	5-11	165	8-22-89	'10 Draft: 2nd Rd (21st)
24	Matt Hedges	D	6-4	190	4-1-90	'12 Draft: 1st Rd (11th)
26	Christian Ibeagha	D	6-2	190	1-10-90	N/A
28	Victor Ulloa	M	6-0	158	3-4-92	Homegrown player signed: 7-30-10
29	Moises Hernandez	D	6-0	154	3-5-92	Homegrown player signed: 7-30-10
31	Scott Sealy	M/F	5-10	184	6-4-81	N/A
32	Jonathan Top	F	5-8	160	1-26-93	Homegrown player signed: 1-12-11
34	Ruben Luna	F	5-11	185	2-10-92	Homegrown player signed: 7-30-10
35	Alex Lee	D	5-10	159	1-15-90	2012 MLS Supplemental Draft pick
36	Ian Kalis	M	5-11	167		2012 MLS Supplemental Draft pick
40	Richard Sanchez	GK	6-3	197	4-5-94	Homegrown player signed: 2-18-11





Jair Benitez # 5

Defender

5-7

151

DOB: Jan 11, 1979

Birth Place: Jamundi, Colombia

Hometown: Jamundi, Colombia

Citizenship: Colombia

Last Club: Independiente Medellin (Colombia)

Acquired

FC Dallas initially signed Benitez on July 22, 2009 from Deportivo Cali of Colombia's Primera Division.

Professional

2011: Saw time in 27 of 34 regular season matches for a total of 2,231 minutes... Picked up a career high three assists, the first of which was a game-winner against the Vancouver Whitecaps on April 23... Had a career high 15 shots on goal... Scored a game-winning goal via free kick in a 2-0 win against Real Salt Lake in a Lamar Hunt U.S. Open Cup match on July 12... 2010: Picked up his first assist of the season in a 3-1 win over the Philadelphia Union on Aug. 8... Notched his second assist of the season two games later when he picked out Brek Shea for a game-winner against Chivas USA on Aug. 21. Finished third on the team in minutes played (2,424) after starting 22 straight games to close out the regular season. Assisted on David Ferreira's first half goal in MLS Cup. 2009: Signed with FC Dallas on July 22 on loan from Deportivo Cali of Colombia's Primera Division...Made his FC Dallas and MLS debut in the left back position on July 24 versus Real Salt Lake...Earned his first MLS assist on Sept. 30 versus the New England Revolution when he crossed the ball to Jeff Cunningham for the game-winning goal...Started all 13 games he appeared in. 1999 – 2009: Spent time with clubs in both Colombia and Argentina...Spent the majority of his career with Independiente Medellin of Colombia's Primera Division, where he twice helped the club win Copa Mustang, Colombia's national tournament, in 2002 and 2004...In 2006, Benitez joined Deportivo Cali, where he played 95 games and scored two goals before returning to Independiente Medellin on loan in 2009...As a member of Medellin in 2009, Benitez appeared in 17 total contests, including both the regular season and the South American club championship, Copa Libertadores.

International

Earned seven caps with the Colombian national team making appearances in World Cup qualifying, the 2005 CONCACAF Gold Cup and various friendlies in 2007.

Personal

His parents' names are Tulio Sinisterra and Carmen Benitez.... He has two children, Geronimo Benitez and Yasiris Benitez... When he is not playing soccer, he likes to watch it on TV... He prays before every game... Roberto Carlos was his favorite player... He likes how people treated him during his time in Dallas and he enjoys going out to eat to different places and going shopping...His favorite soccer memory is when he played for the Colombian National Team in 2005.

YEAR	TEAM	GP	GS	MIN	G	A	SHT
2009	FC Dallas	13	13	1155	0	1	2
2010	FC Dallas	28	28	2424	0	2	8
2011	FC Dallas	27	25	2231	0	3	15
Totals	68	66	5810	0	6	25	3

Regular-Season Game Highs

Goals	0
Assists	1, 6 times, last: Oct. 22, 2011, DAL at SJ
SOG	1, 3 times, last: Oct. 22, 2011, DAL at SJ
Shots	3, Aug. 20, 2011, DAL vs. SEA
FC	4, Sept. 10, 2011, DAL at NE
FS	4, 4 times, last: Sept. 17, 2011, DAL vs. NY

Fabian Castillo # 7

Forward
5-8
150
DOB: June 17, 1992
Birth Place: Cali, Colombia
Hometown: Cali, Colombia
Citizenship: Colombia
Last Club: Deportivo Cali (Colombia)

Acquired

FC Dallas acquired the then 18-year-old Colombian striker from Deportivo Cali on March 7, 2011.



Professional

2011: Despite joining FC Dallas less than two weeks before the start of the season, Castillo made his MLS debut in Dallas' second match of the season on March 26 against San Jose... The 18-year-old went on to make 21 appearances, logging 1,355 minutes and scoring two goals and three assists... Two of his three assists were game-winners, the first of which came in a 2-0 win against Philadelphia on May 14... Castillo's second game-winning assist came on a goal scored by Marvin Chavez in a 1-0 win over New England on June 4.

International

A member of the Colombian U-20 National Team, Castillo began his career in the Deportivo Cali youth ranks before making his first team professional debut during the 2010 season. He appeared in 10 games during the 2010 campaign, notching three goals and logging 768 minutes.

Personal

Castillo's single-greatest supporter throughout his life has been his grandmother, Mery Escobar. He spent the majority of his childhood in her care. She took him to practices and watched him play soccer for countless hours. He still remains in close contact with his grandmother, who remains in Colombia.

YEAR	TEAM	GP	GS	MIN	G	A	SHT
2011	FC Dallas	21	16	1355	2	3	3

Regular-Season Game Highs

Goals	1, 2 times, last: May 14, 2011, DAL vs. PHI
Assists	1, 3 times, last: June 4, 2011, DAL vs. NE
SOG	2, 2 times, last: June 18, 2011, DAL at CHV
Shots	3, 6 times, last: Oc. 22, 2011, DAL at SJ
FC	2, 2 times, last: June 12, 2011, DAL vs. KC
FS	3, June 4, 2011, DAL vs. NE

Castillo



David Ferreira # 10

Midfielder

5-5

153

DOB: Aug. 9, 1979

Birth Place: Santa Marta, COL

Hometown: Santa Marta, COL

Citizenship: Colombian

Last Club: Clube Atletico Paranaense (Brazil)

Acquired

Ferreira initially signed with FC Dallas on loan from Atletico Paranaense on Feb. 28, 2009.

Professional

2011: Tallied seven points in six games before being sidelined for the remainder of the season after breaking his ankle in a 2-1 win against Vancouver on April 23... Prior to the injury, Ferreira had three goals and an assist in his last 235 minutes of action. 2010: Named Major League Soccer's MVP on Nov. 20... Tied for the MLS lead in game-winning assists (5)... Scored two game-winning goals... Was involved in 21 of Dallas' 41 goals on the season (51%)... Drew a league-leading 84 fouls from opponents... Played all but one minute on the season (2,699)... Averaged 1.75 points per game during FC Dallas' run to MLS Cup (2G, 3A)... Was a member of the MLS Best XI and an MLS All-Star... 2009: Started all 30 regular season games... Made his FC Dallas and MLS debut in the season opener on March 21 versus Chicago Fire... Recorded his first assist in a FC Dallas uniform on April 19 versus Toronto FC on a Kenny Cooper goal in the 44th minute... Scored his first MLS goal on June 7 versus the San Jose Earthquakes... Was the second-leading goal scorer on the team with eight goals... Was the third-leading assist leader on the team with seven. 2005-2009: Joined Clube Atletico Paranaense in 2005, where he has started 175 games (out of 179), scoring 38 goals and adding 42 assists... Faced FC Dallas on March 7, 2007 in the first-ever USA-Brazil Challenge game in Curitiba, Brazil... From Feb. to June 2008, spent time on loan to Dubai club Al-Shabab, making 12 appearances on the way to winning the United Arab Emirates league title, before returning to Atletico Paranaense. 2000-2005: Joined first division (Copa Mustang) club America de Cali in 2000, where he would win three consecutive league championships (2000-2002), before moving to Atletico Paranaense in 2005. 1999: Moved within the country's second division to join Real Cartagena, and won the league title that year. 1997-1999: Began his professional career with Colombian Primera B club Expreso Rojo in 1997.

International

Is a member of the Colombian National Team, having most recently represented his country in an Oct. 11, 2008 World Cup Qualifier versus Paraguay... Was also a part of the Colombia team that won the CONMEBOL Copa America in 2001, in addition to participating in the 2004 and 2007 editions of the competition.

Personal

The Colombian native enjoys taking his wife and four kids to the movies. Before each game he makes sure he eats well, usually pasta and chicken. His favorite player growing up was former Colombian great, Carlos Valderrama. Ferreira says his current favorite player is Lionel Messi. Ferreira says his favorite memory with FC Dallas was when he was awarded the MVP trophy in Toronto prior to MLS Cup 2010.

YEAR	TEAM	GP	GS	MIN	G	A	SHT
2009	FC Dallas	30	30	2692	8	7	51
2010	FC Dallas	30	30	2699	8	13	54
2011	FC Dallas	6	6	505	3	1	11
Totals		66	66	5896	19	21	116

Regular-Season Game Highs

Goals	2, 2 times, last: Apr. 8, 2011, DAL vs. COL
Assists	2, Sept. 25, 2010, DAL at KC
SOG	3, 4 times, last: Apr. 8, 2011, DAL vs. COL
Shots	6, Apr. 10, 2010, DAL vs. CLB
FC	4, Sept. 25, 2010, DAL at KC
FS	7, Apr. 19, 2009, DAL vs. TOR

Bruno Guarda # 8

Midfielder

5-7

161

DOB: February 6, 1986

Birth Place: Piracicaba, Brazil

Hometown: Piracicaba, Brazil

Citizenship: United States

College: SMU

Acquired

Guarda joined Dallas via trade with the Colorado Rapids on July 28, 2008.



Guarda

Professional

2011: Guarda made the most regular season appearances for Dallas (11) since his rookie season in 2008 when he saw time in 12 matches... He recorded a career high in assists (2) and logged 500 minutes... Guarda made an additional nine appearances for Dallas across all competitions, including four starts. 2010: Made nine appearances for FC Dallas starting twice for a total of 233 minutes... Saw 45 minutes of action in FC Dallas' friendly against the West Texas United Sockers... Made the top 18 for 21 of 30 matches during the regular season and three of four playoff games... Played 21 minutes against 2010 UEFA Champions League victors Inter Milan on Aug. 5, 2010... 2009: The second-year midfielder made his first appearance and start in the season opener on March 21 versus the Chicago Fire... Appeared on the 18-man day of game roster 22 times this season... Entered in the 75th minute of the first leg of the USA-Brazil Challenge versus Club Atletico Paranaense on March 4... Started and played the full 90 minutes versus Guatemala's CSD Comunicaciones on July 15. 2008: Appeared in every Dallas game since joining the team on July 28, starting the final nine in the attacking midfield role... Made his FC Dallas and MLS debut on Aug. 3 at Toronto, playing the final 26 minutes... Earned his first MLS start on Aug. 30 versus Columbus and picked up his first career assist on Cunningham's 35th minute goal... Scored the first goal of his career at Chicago on Sept. 21, a volley inside the box in the 45th minute... Registered an assist in 2-1 win over Mexico's Club America on Sept. 7... In Dec., traveled to England with Josh Lambo and Eric Avila along with other Generation adidas players for friendlies.

College

Two-time Hermann trophy semifinalist in 2006 and 2007... scored 15 goals and 18 assists for SMU in three years of college play... Two-time Conference USA player of the year and All-Conference USA first team... Led SMU in goals, assists, shots and game-winning goals in 2007.

Personal

Club team affiliations include XV de Piracicaba - Brazil (1998-2000), Capivariano - Brazil (2000-02) and the Dallas Texans (2002-2005)... Member of the Dallas Texans team who earned the State Cup and the Classic League championships the last four years and captured the 2003 Dallas Cup... Majored in International Studies with a minor in Spanish... Supports Palmeiras of Brazilian Campeonato and favorite player is Kaka... Hobbies include ping pong and Winning Eleven on Playstation 3. Enjoys eating at Fogo de Chão and listening to Pagode music... Son of Clever and Katia Guarda... Lists his father as his biggest influence.

YEAR	TEAM	GP	GS	MIN	G	A	SHT
2008	FC Dallas	12	9	822	1	1	10
2009	FC Dallas	4	2	217	0	0	2
2010	FC Dallas	9	2	233	0	0	1
2011	FC Dallas	11	5	500	0	2	6
Totals		36	18	1772	1	3	19

Regular-Season Game Highs

Goals	1, Sept. 21, 2008, DAL at CHI
Assists	1, 3 times, last: Oct. 22, 2011, DAL at SJ
SOG	1, 8 times, last: Aug. 20, 2011, DAL vs. SEA
Shots	2, 4 times, last: Aug. 20, 2011, DAL vs. SEA
FC	5, July 17, 2010, DAL vs. RSL
FS	5, Aug. 30, 2008, DAL vs. CLB



Kevin Hartman # 1

Goalkeeper

6-1

195

DOB: May 25, 1974

Birth Place: Athens, OH

Hometown: Palace Verdes, CA

Citizenship: United States

College: UCLA

Last Club: Sporting Kansas City

Acquired

Hartman signed with FC Dallas following a trade with Sporting Kansas City on March 8, 2010.

Professional

2011: Since joining FC Dallas Hartman boosted his MLS all-time records in several categories including: 386 games played, 1,376 saves, 171 wins and 106 shutouts... Broke the FC Dallas franchise record for shutouts in a regular season (13)... Became the first player in MLS history to record 100 shutouts in a 1-0 win over New England on May 11... Played in 44 games for FC Dallas across all competitions posting 18 shutouts... Was named MLS Player of the Month for July, 2010: Shattered the MLS single-season goals against average (0.62) previously held by Pat Onstad (0.82 in 2007)... Extended all-time MLS postseason record for games played (48), minutes played (4,432), saves (171), shutouts (15) and wins (24)... Was named MLS Player of the Month in Aug... 2009: Hartman continued his streak for the third season in a row, logging 2,700 minutes in 30 games played with the Kansas City Wizards. He finished the season with a 1.40 goals against average, 105 saves and seven shutouts. Hartman broke the all-time MLS saves record of 1,136 on March 28, 2009... 2008: For the second consecutive season, played every minute of the regular season. Recorded third-most saves in MLS and tied for the league-lead in shutouts with 10. Finished season as the MLS career leader in all-time wins for a goalkeeper with 138... Named the Wizards' 2008 Humanitarian Award winner for charity work, including Nothing But Nets, an organization that helps prevent malaria in Africa... 2007: Named to MLS All-Star team and played every minute of the Wizards season. Broke tie with Tony Meola for MLS all-time shutouts record... 2006: 1.14 goals against average was fourth in MLS for 2006. Nine shutouts were the second most of any season in career... 2005: Enjoyed a stellar playoff run, allowing just two goals in four games, leading the Galaxy to the 2005 MLS Cup title... 2004: Started all 30 of the Galaxy's games and was named the club's MVP for the second consecutive season... 2003: Played all but 16 minutes of the season. Set the Galaxy single-game record for saves, making 12 stops on August 20 at Chicago... 2002: Started 18 games, posting an 11-6-1 record... 2001: Finished the season with a 6-4-1 record, making 11 appearances, all starts. Helped lead the Galaxy to its first-ever U.S. Open Cup final by registering four consecutive wins... 2000: Became the first goalkeeper in MLS history to record back-to-back seasons with a goals against average of less than 1.00... 1999: Named MLS' Pepsi Goalkeeper of the Year and voted on to MLS' AT&T Best XI. Became first goalkeeper in MLS history to record back-to-back 20 win seasons between the pipes... 1998: Led the league with a then record 22 games won... 1997: Drafted in third round (29th overall) of 2007 College Draft. Earned first career shutout in his MLS debut, a 1-0 Galaxy win against Columbus.

National Team

Hartman made his first appearance for USA against Jamaica in a 2-2 tie on 9/8/00, allowing one goal in 45 minutes. Called into U.S. National Team camp in early Jan. 2006 and made first career start for the U.S. in a 5-0 drubbing of Norway. Had five caps as of 12/21/10.

College

Played college soccer at both UCLA (1992-1993) and California State Dominguez Hills (1995-1996).

Personal

He and wife Jennifer, an Emmy-winning graphic designer, had daughter Chloe on November 11, 2006. Hartman wrote a children's book entitled Boots Saves the Day. He enjoys reading and doing charity work in free time... Hartman played for San Pedro FC Santos, coached by Joe Flanagan in San Pedro, California.



Hartman

YEAR	TEAM	GP	GS	MIN	G	A	SHT
1997	Los Angeles	8	4	483	21	12	3
1998	Los Angeles	29	28	2544	143	103	7
1999	Los Angeles	32	32	2870	150	118	11
2000	Los Angeles	26	26	2422	126	91	7
2001	Los Angeles	11	11	1007	66	48	4
2002	Los Angeles	18	18	1648	108	83	5
2003	Los Angeles	30	30	2796	190	149	3
2004	Los Angeles	30	30	2655	164	117	7
2005	Los Angeles	31	31	2790	138	94	6
2006	Los Angeles	28	28	2520	120	88	9
2007	Kansas City	30	30	2700	159	110	5
2008	Kansas City	30	30	2700	162	117	10
2009	Kansas City	30	30	2700	153	105	7
2010	FC Dallas	20	20	1755	71	56	9
2011	FC Dallas	33	33	2970	124	85	13
Totals		386	381	34560	1895	1376	106



Matt Hedges #24

Defender

6-4

185

DOB: April 1, 1990

Birth Place: Rochester, New York

Hometown: Carmel, Indiana

Citizenship: United States

College: North Carolina

Acquired

Hedges was selected in the first round (11th overall) of the 2012 MLS SuperDraft.

Professional

2012: In his first professional season Hedges will look to contribute to defensively for FCD.

Collegiate

Hedges started in 85 collegiate matches during his collegiate career. Hedges began his college soccer experience at Butler University, where he played three seasons where he scored 12 goals on an impressive 72 shots from the defender position. Hedges played his senior season at the University of North Carolina. He scored six goals and had one assist, while starting all 20 games as a member of a stout Tarheel defense.

Personal

Matthew James Hedges is the son of Jim and Donna Hedges Born April 1, 1990 in Rochester, N.Y. His sister played soccer at Wisconsin. His mother played basketball at Morehead State and his father played golf at Morehead State Hedges majored in economics at Carolina. Matt's hobbies include playing FIFA on PlayStation 3 and watching soccer. Hedges says his favorite soccer memory was when he was selected by FCD in the 2012 MLS SuperDraft.

THE KING NEVER LOOKED SO GOOD



THE GREAT TIMES ARE WAITING. **GRAB SOME BUDS**

ENJOY RESPONSIBLY
©2011 Anheuser-Busch, Budweiser® Beer, St. Louis, MO



Daniel Hernandez #2

Midfielder

5-11

190

DOB: July 23, 1976

Birth Place: Tyler, Texas

Hometown: Tyler, Texas

Citizenship: United States

College: SMU

Last Club: Jaguares de Chiapas (Mexico)

Acquired

Hernandez signed with FC Dallas on September 8, 2009.

Professional

2011: The 35-year-old FC Dallas midfielder logged career highs in games played (30) and minutes played (2,668) in his 13th MLS season... Hernandez ranks 41st among active non-goalkeepers in minutes played... He played a total of 39 matches and 3,433 minutes for Dallas across all competitions... Hernandez (2G, 4A) logged the most points in a season since 2001 MLS season. 2010: Named team Captain at the start of the season... Hernandez was one of six FC Dallas players to surpass the 2,000 minute mark on the season... He started all 24 matches in which he appeared... He played every minute of FC Dallas' four playoff matches despite suffering from a torn lateral meniscus, which required postseason surgery. 2009: Signed with FC Dallas on Sept. 8, 2009... He made his first appearance with FC Dallas on Sept. 12 vs. the LA Galaxy as a second half substitute for Marvin Chavez... Hernandez made his first FCD start on Sept. 26 vs. Real Salt Lake... He earned his first assist in a FCD uniform in the regular season finale on Oct. 24 versus Seattle... He made a total of seven appearances. 2008: Signed with Jaguares de Chiapas and made 13 appearances. 2007: Played with Puebla of the Mexican's Primera Division, making seven appearances and scoring one goal. 2006: Appeared in the final two games of the regular season and all four postseason games - starting three - including MLS Cup 2006 against Houston. 2005: Played in seven regular-season matches and all four of the Revs playoff games... contributed a vital assist on Clint Dempsey's game-winner against Chicago in the Eastern Conference Championship...2003: Left the Revolution nine games into the season to join Necaxa of the Mexican Primera division, signing on July 7, 2003...2002: Hernandez came to the Revolution from the MetroStars in a six-man trade on May 24. Tallied three goals and an assist... Had a goal and an assist in the quarterfinals of the 2002 MLS Playoff s to defeat the Fire... 2001: Led the MetroStars to a 20-10-3 record (including playoffs)... Notched a career-high seven assists and adding one goal, a 91st-minute game-winner from midfield at Miami on Aug. 25 that was the first goal of his career...2000: Traded from the Tampa Bay Mutiny to the MetroStars on April 19 in exchange for the rights to Daniel Alvarez. Played a total of 17 games - two with Tampa Bay and 15 with New York - recording two assists, both game-winning assists... Selected to play in the 2000 MLS All-Star game... 1999: Made a total of 19 appearances between Los Angeles and Tampa Bay. Started the first five matches of the season for LA. Traded from the Galaxy to the Mutiny on Aug. 13 for Jorge Salcedo... 1998: Drafted by the Galaxy in the second round (18th overall) in the 1998 MLS College Draft. Played in 17 games for the Galaxy, making three starts... Made MLS debut on 4/4/98 against the Colorado Rapids in a 2-0 win for the Galaxy.

International

Called to U.S. National Team camp by Bruce Arena for its friendly against El Salvador on Nov. 17, 2002. Named to the national team squad for a World Cup Qualifier vs. Panama on Oct. 12, 2005. Hernandez was a member of the U.S. U-17, 18 and 23 National Teams.

College

Played two years of major college football at Southern Methodist University, serving as the kicker for the Mustangs as a sophomore and junior before focusing solely on soccer as a senior. Was the NSCAA National Player of the Year in 1998 at SMU.

Personal

Married to Tiphany...the couple has three daughters (Candice, Caydence and Caylee)...his favorite cuisine is Mexican...his favorite music R&B...his favorite soccer moment is scoring against Club America at Azteca Stadium in front of his family... is a native of Tyler, Texas (outside of Dallas) where he has a soccer field, "Estadio Daniel Demetrio Hernandez," named after him ... has a brother, Nico, and sisters Rebecca and Sara ... fluent in both English and Spanish ... holds both American and Mexican passports.



Hernandez

YEAR	TEAM	GP	GS	MIN	G	A	SHT
1998	Los Angeles	17	3	458	0	1	9
1999	Los Angeles	12	9	853	0	0	13
	Tampa Bay	2	0	48	0	0	1
2000	Tampa Bay	2	0	7	0	0	0
	MetroStars	15	15	1344	0	2	11
2001	MetroStars	16	15	1358	1	7	26
2002	MetroStars	9	9	809	0	2	11
	New England	19	16	1492	3	1	23
2003	New England	9	4	520	0	2	8
2005	New England	7	7	557	0	0	8
2006	New England	7	5	429	0	0	1
2009	FC Dallas	7	5	526	0	1	3
2010	FC Dallas	24	24	2098	0	0	16
2011	FC Dallas	30	30	13167	2	4	29
Totals		176	142	13167	6	20	159

Regular-Season Game Highs

Goals 1, 6 times, last: Aug. 27, 2011, DAL at KC
 Assists 2, 3 times, last: June 25, 2011, DAL vs. POR
 SOG 2, 6 times, last: Aug. 31, 2002, NE at CLB
 Shots 5, Mar. 27, 2002, MET vs. CLB
 FC 7, June 24, 2000, MET at COL
 FS 6, 2 times, last: Sept. 7, 2001, MET vs. NE



Moises Hernandez #29

Defender

6-0

154

DOB: March 5, 1992

Birth Place: Dallas, Texas

Hometown: Dallas, Texas

Citizenship: United States

Last Club: FC Dallas Academy

Acquired

Hernandez signed with FC Dallas as a Homegrown player on July 30, 2010.

Professional

2011: Hernandez logged the second-most minutes of any FC Dallas player in the MLS Reserve League (807)... He saw time in nine of 10 Reserve League matches this season, helping the team to a record of 6-4-0. 2010: Hernandez was not eligible to play in MLS matches during the 2010 season...He made his professional debut against 2010 UEFA Champions League winner, Inter Milan on Aug. 5, 2010 at Pizza Hut Park. He played five minutes in the 2-2 draw.

International

Hernandez is a member of the U.S. U-20 National Team Player Pool. He was most recently selected by head coach Thomas Rongen for the U-20 Men's National Team Camp in Ft. Lauderdale, Fla., from Jan. 2 to Jan. 13, 2011.

Amateur

The defender played alongside fellow Homegrown players Ruben Luna, Bryan Leyva, Victor Ulloa, Jonathan Top and Richard Sanchez on the U18 FC Dallas Academy, who competed in U.S. Soccer's Development Academy. Hernandez started a team-high 30 matches. He was named to the U.S. U18 Development Academy Starting XI this season.

Personal

Moises' father Javier is from Guatemala... His mother Maria is from Edinburg, Texas... He has two older sisters and one older brother... He is the youngest of four... Hernandez has a boy Moises Javier Hernandez, who was born on July 28, 2011 in Dallas. Has two "ugly" dogs... Hobbies include playing FIFA and flying his remote control helicopter... His favorite club teams are FC Dallas and Municipal of Guatemala... His favorite player is Maicon of Brazil... His favorite vacation destination is South Padre Island... His nickname is Mo... Favorite movie is Next Friday. He graduated from Seagoville High School in 2010.

Christian Ibeagha #26

Defender

6-2

190

DOB: January 10, 1990

Birth Place: Port Harcourt, Nigeria

Hometown: Houston, Texas

Citizenship: United States

College: Duke University

Acquired

N/A



Professional

Christian Ibeagha trained with FC Dallas during the 2011 season and has returned during the 2012 preseason. Ibeagha is a tough defender who appeared in 61 collegiate games for the Duke Blue Devils. Although his senior season in 2010 was derailed by a season-ending injury, Ibeagha managed to start in 24 of his final 25 games. In 2009 Ibeagha was a steady contributor to a defense that ended the season with seven total shutouts. Ibeagha had a successful high school soccer career in Oklahoma helping his team to four Oklahoma state titles and two regional finals. He also played as a member of the U-17 U.S. national team.

Personal

Ibeagha is the son of Christian and Joyce Ibeagha. He has one younger brother, Sebastian. The family is from Nigeria. They moved to the U.S., where Christian led his high school team in Edmond, Oklahoma to four consecutive state titles and two regional finals, before going on to play collegiately at Duke University. Christian enjoys watching movies. His favorite movie is "Black Hawk Down." He also likes Hip-hop music. He listed Lil' Wayne as his favorite musician. The best part about playing for FC Dallas has been getting to know his teammates and developing the friendships he has with them.

Ibeagha

**Always
One of
a Kind™**



Ugo Ihemelu # 3

Defender

5-11

183

DOB: April 3, 1983

Birth Place: Enugu, Nigeria

Hometown: Cedar Hill, Texas

Citizenship: United States

College: SMU

Last Club: Colorado Rapids

Acquired

Signed with FC Dallas following a trade with Colorado on August 31, 2009.



Professional

2011: Ihemelu logged career highs in games played (31), games started (30), minutes played (2726) and goals (2)... As of March 10, 2012, he ranks 32nd amongst active MLS players in minutes played (14879)... Ihemelu logged the second-most minutes for FC Dallas across all competitions (43GP, 3691MP). 2010: Started 18 games for FC Dallas... Scored his only goal of the season against Houston on May 5... The goal was a game winner, securing FC Dallas' first-ever victory in Houston against the Dynamo... Picked up an assist on a George John goal in the 54th minute of FC Dallas' 3-0 win over the Los Angeles Galaxy in the Western Conference Final... 2009: Started 20 games for the Colorado Rapids and provided two assists before being traded to FC Dallas on Aug. 31... Made his FCD debut at right back on Sept. 5 versus D.C. United... Scored his first FCD goal in the regular season home finale on Oct. 17 versus his former club the Colorado Rapids, it was his second career goal... 2008: Ihemelu played a big part in the Rapids defense in 2008, starting 16 of the 18 matches that he appeared in and playing all 90 minutes in 15 of those 16 contests... Played in 1,493 minutes... His efforts led to the Rapids allowing a league-low 278 shots on goal all season... Appeared in one Rapids Reserve match... 2007: Appeared in 25 games... Played 2,018 minutes, tied for a team high among defenders... Scored his first career goal against Chivas USA on Oct. 14... 2006: Appeared in 25 games, making 23 starts with 2,031 minutes played for L.A.... Registered his first career MLS assist on 7/27 against the New England Revolution in a 1-1 tie at Gillette Stadium... 2005: Played in 25 games for the Galaxy as a rookie - 23 of them starts - and logged 2,031 minutes while recording one assist... A contender for Rookie of the Year honors.

International

2010: Following Dallas' run to MLS Cup in 2010, Alexander, Shea, Loyd and Ihemelu made FC Dallas one of the most-represented MLS teams at the January U.S. National Team camp. Ihemelu was sent home prior to the Jan. 22 match against Chile due to a groin injury. 2009: Took part in the U.S. MNT training camp in Jan. and Feb... Made his second appearance with the National Team on Jan. 24 in the 3-2 U.S. win over Sweden when he replaced Michael Parkhurst in the U.S. lineup and played 14 minutes... 2006: Participated in a U.S. men's national team camp in Jan. at The Home Depot Center... Earned his first career cap as a substitute in a 5-0 win over Norway on Jan. 29, 2006... was invited to a U.S. U20 National Team camp after a solid freshman year at SMU.

College

2004: Ihemelu was a three-time all-Missouri Valley Conference selection and an All-American during his time at SMU... 2003: A first team all conference pick that scored three goals and contributed one assist in 22 games... 2002: A second team All-MVC choice... 2001: One of three players to start all 21 games the Mustangs played, recording two assists.

Personal

Full name is Ugochukwu Ihemelu... Fourth of five children... Both parents grew up in Nigeria... Family later moved to Winnipeg, Canada and then to Texas... Grew up competing in soccer, football, basketball and track... Double major in general business and psychology. Ihemelu has a dog named Harper.

Ihemelu

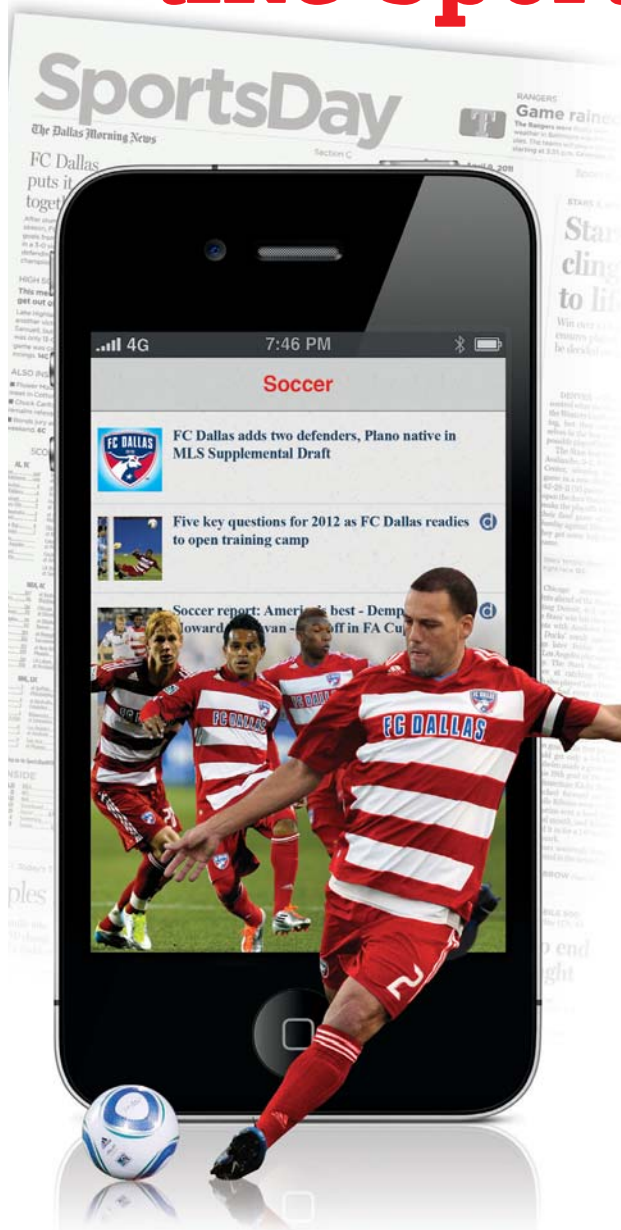


YEAR	TEAM	GP	GS	MIN	G	A	SHT
2005	Los Angeles	25	23	2031	0	1	1
2006	Los Angeles	29	29	2610	0	0	0
2007	Colorado	25	23	2018	1	0	7
2008	Colorado	18	16	1493	0	0	2
2009	Colorado	20	19	1723	0	2	8
	FC Dallas	8	8	720	1	0	5
2010	FC Dallas	19	18	1558	1	0	8
2011	FC Dallas	31	30	2726	2	2	10
Totals		175	166	14879	5	5	41

Regular-Season Game Highs

Goals	1, 5 times, last: May 28, 2011, DAL at HOU
Assists	1, 5 times, last: Oct. 12, 2011, DAL at CHI
SOG	1, 15 times, last: Aug. 20, 2011, DAL vs. SEA
Shots	3, Sept. 5, 2009, DAL vs. DC
FC	6, 2 times, last: Sept. 2, 2007, COL at CLB
FS	5, Sept. 29, 2007, COL at NE

Nobody covers local sports like SportsDay.



Nobody covers sports like SportsDay. With in-depth, close-up reporting and analysis from some of the best sports writers in the country.

- Read SportsDay daily in *The Dallas Morning News*
- Access SportsDayDFW.com online 24/7
- Get scores, stats and analysis of your favorite teams with *The Dallas Morning News* smartphone and tablet apps
- See SportsDay OnAir — a 30-minute talk show on Fox Sports Southwest featuring SportsDay writers

SportsDay

SportsDayDFW.com

Powered by *The Dallas Morning News*





Andrew Jacobson # 4

Midfielder

6-2

185

DOB: September 24, 1985

Birth Place: Palo Alto, CA

Hometown: Palo Alto, CA

Citizenship: USA

College: California

Last Club: Philadelphia Union

Acquired

In a trade with Philadelphia on Feb. 18, 2011.

Professional

2011: Jacobson led FC Dallas in assists (5) during his first season with the club... He had two assists, including a game-winner in the 85th minute of a 2-1 win over Chivas USA on June 18... Jacobson's second game-winning assist came in the 18th minute of a 1-0 win against Seattle in front of 36,026 spectators... Played the ninth-most minutes of any FC Dallas player across all competitions (2,437). 2010: After being acquired by Philadelphia in the 2009 Expansion Draft, Jacobson started 13 of 25 games and played a total of 1,294 minutes for the Union. 2009: Jacobson made 17 appearances, totaling 845 minutes in the midfield for D.C. United... Jacobson scored one goal during the 2009 season. The goal came in a 2-1 win over the Harrisburg City Islanders in the U.S. Open Cup quarterfinals. 2008: Jacobson played with FC Lorient of France's Ligue 1 and was named to the U.S. National Futsal Team roster, playing in four matches at the Futsal World Cup in Brazil.

College

He was a NSCAA First Team All-American, a member of the All-Far West First Team and PAC-10 Player of the Year as a senior at Cal. He had 11 goals and 13 assists in 83 appearances for the Bears.

Personal

Was a legal studies major who would like to become a lawyer... Mother, Cindy, graduated from Cornell and is now a nurse... Sister, Melanie, graduated from UC Davis.

YEAR	TEAM	GP	GS	MIN	G	A	SHT
2009	D.C. United	17	8	845	0	0	8
2010	Philadelphia	25	13	1294	0	0	18
2011	FC Dallas	27	22	1850	1	5	32
Totals		69	43	3989	1	5	58

Regular-Season Game Highs


Goals	1, May 28, 2011, DAL at HOU
Assists	2, June 18, 2011, DAL at CHV
SOG	3, June 4, 2011, DAL vs. NE
Shots	4, May 7, 2011, DAL at DC
FC	5, May 22, 2011, DAL vs. RSL
FS	3, 5 times, last: Aug. 27, 2011, DAL at KC

George John #14

Defender
6-3
203
DOB: March 20, 1987
Birth Place: Shoreline, WA
Hometown: Shoreline, WA
Citizenship: United States
College: Washington

Acquired

John was selected by FC Dallas in the first round (14th overall) of the 2009 MLS SuperDraft.



Professional

2011: John logged the third-most minutes (3,638) of any FC Dallas player across all competitions despite missing three games in August to travel to England and discuss a possible contract with Blackburn of the English Premier League (contract talks eventually fell apart)... John scored three goals and had one assist for Dallas... The first assist of his career came on a goal scored by Marvin Chavez in the 78th minute of a 2-2 draw with New York on June 23. 2010: Logged the fifth-most minutes of any FC Dallas player (2,138)...Started 25 of 30 regular season games... Scored his only goal of the season against the LA Galaxy in the Western Conference Final on November 14...Helped Dallas' record a franchise-best goals against average of 0.93... 2009: Made his professional debut when he started his first career MLS match as a central defender on April 19 versus Toronto FC, a 3-2 win...Suffered a left hamstring injury in the 8th minute in the U.S. Open Cup play-in match versus D.C. United on April 22, would miss the next two regular season games...Started 15 of the 30 regular season games and appeared in 16 matches in his rookie season...Suffered a right hamstring injury on May 16 forcing him to miss the next six games, returned to the playing field as substitute on July 4.

College

Four-year letterwinner, three-year starter, and two-year co-captain at the University of Washington...played the majority of his career as a defensive midfielder...led the Huskies to back-to-back trips to the second round of the NCAA Tournament in 2006 and 2007...three-time NSCAA/adidas All-Far West Region selection (first-team in 2008; second-team in 2007 and 2006)...two-time first-team All-Pac-10 (2007, 2008)...All-Pac-10 second-team honoree in 2006...two-time first-team NSCAA Scholar All-American (2007, 2008)...2008 Pac-10 Men's Soccer Scholar Athlete of the Year...three-time Pac-10 All-Academic selection (first-team in 2008 and 2006; second-team in 2007)... four of his nine career goals were game-winners.

Personal

Parents are John and Emilie...mother is a teacher and father is a lawyer...has a brother, Anthony, and a sister, Angelea...was a business administration major at the University of Washington... Is an avid Greek dancer... Won the 2010 AHEPA Harry Agganis Award.

YEAR	TEAM	GP	GS	MIN	G	A	SHT
2009	FC Dallas	16	15	1162	1	0	4
2010	FC Dallas	25	25	2138	0	0	4
2011	FC Dallas	31	31	2781	3	1	18
Totals		72	71	6081	4	1	26

Regular-Season Game Highs

Goals	1, 4 times, last: Oct. 22, 2011, DAL at SJ
Assists	1, July 23, 2011, DAL at NY
SOG	1, 10 times, last: Oct. 22, 2011, DAL at SJ
Shots	3, 2 times, last: Sept. 24, 2011, DAL vs. HOU
FC	3, 4 times, last: Sept. 24, 2011, DAL vs. HOU
FS	3, 2 times, last: July 16, 2011, DAL vs. DC

John



**IF YOU LEAVE IT ALL
ON THE FIELD,
WE'LL MAKE SURE
YOU GET IT BACK.**



Texas Health
Ben Hogan Sports MedicineSM
FORT WORTH

Bryan Leyva

#21

Leyva

Midfielder

5-5

149

DOB: February 9, 1992

Birth Place: Chihuahua, Mexico

Hometown: Chihuahua, Mexico

Citizenship: Mexican

Last Club: FC Dallas Academy

Acquired

Signed on Sept. 16, 2009 as the first Homegrown player in FC Dallas' history.



Professional

2011: Leyva started and played 69 minutes, picking up an assist on Ruben Luna's goal in the 44th minute of a 2-1 win over Tigres in the Rio Grande Plate... He logged the third-most minutes for any FC Dallas player in the MLS Reserve League (761)... Scored three goals and an assist for the FC Dallas Reserves. 2010: Leyva made his professional debut on May 20, 2010. He played 13 minutes in a 1-0 loss to the Los Angeles Galaxy at FC Dallas Stadium. 2009: Became the first player in FC Dallas history to earn a professional contract through the club's youth development system.

International

2009: Named to Mexico's U-17 roster for the FIFA U-17 World Cup in Nigeria from Oct. 24 – 30... Played versus Sweden and Korea Republic.

Personal

Parents names are Nancy Gonzalez and Jose Leyva... Has one brother Kevin Leyva... Favorite movie is "Scarface"... Loves to play FIFA

YEAR	TEAM	GP	GS	MIN	G	A	SHT
2010	FC Dallas	1	0	13	0	0	0
2011	FC Dallas	0	0	0	0	0	0
Totals	FC Dallas	1	0	13	0	0	0

Regular-Season Game Highs

Goals	0
Assists	0
SOG	0
Shots	0
FC	0
FS	0



Zach Loyd

#17

Defender

5-10

168

DOB: July 18, 1987

Birth Place: Tulsa, Oklahoma

Hometown: Tulsa, Oklahoma

Citizenship: United States

College: North Carolina

Last Club: Carolina Dynamo (PDL)

Acquired

Loyd was drafted in the first round (fifth overall) in the 2010 MLS SuperDraft.

Professional

2011: Loyd ranked sixth in minutes played (3,215) across all competitions for FC Dallas... He scored one goal and four assists in league play... His lone goal, the first of his career, was a game-winner in an eventual 4-0 win against Portland on June 25... Two of his four assists were game-winners (2-1 win against Chicago on Oct. 12 & 2-1 win against LA on May 1). 2010: Loyd made his professional debut in FC Dallas' second match of the season, playing a full 90 minutes in a 2-2 draw with the Columbus Crew on April 10 at Pizza Hut Park... He finished the season in the top 10 for minutes played (1,769) among FC Dallas players... Loyd ranked third in minutes played for players taken in the 2010 MLS SuperDraft ... Started 19 games and saw action in 24.

International

2010: Following Dallas' run to MLS Cup in 2010, Alexander, Shea, Loyd and Ihemelu made FC Dallas one of the most-represented MLS teams at the January U.S. National Team camp. Loyd earned his first cap by starting and playing 73 minutes against Chile on Jan. 22 before coming off for former FC Dallas defender Anthony Wallace.

College

Loyd scored seven goals and recorded 10 assists in his four years at North Carolina... He earned a spot on the NCAA College Cup All-Tournament Team his Junior year... Loyd set up the game-winner for FC Dallas' 2009 draft pick Brian Shriver against No. 1 Wake Forest in the national semifinal advancing UNC to the College Cup final versus Maryland... He led the Tar Heels to back-to-back trip to the final four of the NCAA Tournament in 2008 and 2009.

Personal

Zachary Robert Loyd is the son of Alan and Kathleen Loyd... Born July 18, 1987, in Tulsa, Okla.... Has three brothers... Majored in exercise and sport science at North Carolina and plans a career as a teacher and coach after soccer.... Two brothers play soccer at Benedictine College... Has a son named Gabriel Drew Loyd.

YEAR	TEAM	GP	GS	MIN	G	A	SHT
2010	FC Dallas	24	19	1769	0	0	1
2011	FC Dallas	30	28	2416	1	4	8
Totals		54	47	4185	1	4	9

Regular-Season Game Highs

Goals	1, June 25, 2011, DAL vs. POR
Assists	1, 4 times, last: Oct. 12, 2011, DAL at CHI
SOG	1, June 25, 2011, DAL vs. POR
Shots	2, July 2, 2011, DAL vs. CLB
FC	4, Oct. 12, 2011, DAL at CHI
FS	5, May 28, 2011, DAL at HOU

Ruben Luna

#34

Luna

Forward

5-11

185

DOB: Feb. 10, 1992

Birth Place: Ciudad Victoria, MEX

Hometown: Garland, Texas

Citizenship: Mexican

Last Club: FC Dallas Academy

Acquired

Luna signed with FC Dallas as a Homegrown player on July 30, 2010.



Professional

2011: A 19-year-old Luna appeared in 15 MLS games for FC Dallas, scoring his first goal of the season in the regular season finale - a 4-2 loss to San Jose on Oct. 22... Luna's first MLS assist was a game-winner to Marvin Chavez in a 1-0 win over Chivas USA on July 31... Luna led FC Dallas with two goals in CONCACAF Champions League competition... Both of his goals came in a 5-3 loss to Tauro FC on Sept. 28... Luna led the MLS Reserve League in scoring with 10 goals in nine games. 2010: After signing with FC Dallas midseason, Luna made his professional debut on Sept. 4 against Toronto. Luna saw eight minutes of action in his debut and seemingly scored his first goal before an offside call nullified the score... Scored a goal in FC Dallas' Reserves 2-0 win against the Colorado Rapids' Reserves on Oct. 10... Appeared in three more MLS regular season matches totaling 48 minutes... Was in the top 18 for all four of FC Dallas' postseason matches... Made his MLS playoff debut when he came on for Jeff Cunningham in the 77th minute of the Western Conference Semifinal in Salt Lake...

Youth

Scored a team-high 26 goals in 29 appearances for the U18 FC Dallas Juniors... Was named to the U.S. U18 Development Academy Starting XI... 2009: Was named U.S. Development Academy Player of the Year for the U16 age group... Led the league in scoring with 38 goals in 27 games.

Personal

Grew up a fan of Manchester United since his mother bought him a Man U scarf at an early age, well before he knew that Manchester United was a soccer team... His family calls him "Abimelec," his middle name... Parents names are Norma and Ruben Luna Sr... He has two sisters Priscilla and Cynthia, both attend the University of North Texas... His all-time favorite player is Rudd Van Nistelrooy... Attended North Mesquite High School from 2007 to 2010... Is a Christian... the youngest of three... Like oldies music and Les Miserables.

YEAR	TEAM	GP	GS	MIN	G	A	SHT
2010	FC Dallas	4	0	48	0	0	2
2011	FC Dallas	15	2	407	1	1	12
Totals		19	2	455	1	1	14

Regular-Season Game Highs

Goals 1, Oct. 22, 2011, DAL at SJ
 Assists 1, July 31, 2011, DAL vs. CHV
 SOG 3, Apr. 1, 2011, DAL at CLB
 Shots 4, July 31, 2011, DAL vs. CHV
 FC 2, 4 times, last: May 25, 2011, DAL at SEA
 FS 4, Apr. 1, 2011, DAL at CLB



Blas Perez

9

Midfielder

6-1

174

DOB: March 13, 1981

Birth Place: Panama City, Panama

Hometown: Panama City, Panama

Citizenship: Panama

Last Club: Leon (Mexico)

Acquired

Signed with FC Dallas on January 3, 2012.

Professional

2011: Perez scored 19 goals in 23 starts during his last full season with Leon of the Mexican second division. He also appeared in 12 games for the Indios de Ciudad Juarez to finish the second half of the 2011 season. Perez scored three goals in his time with the Indios. 2010: Perez split time playing the first half of the season with Al Wasl of the UAE league. He appeared in eight games and scored four goals. He finished the season with the Mexican team, San Luis. In San Luis Perez netted five goals in 16 appearances. 2009: Perez scored eight goals for Tigres UANL and nine for Pachuca in 2009.

International

The 6-1 Panamanian had a strong showing at last summer's CONCACAF Gold Cup. He scored Panama's first goal of the tournament just 29 minutes into its 3-2 win over Guadelupe. He found the back of the net three times during the 2009 Gold Cup.

Personal

Perez or "Super Raton" (Mighty Mouse) as he is known, hails from Panama. Perez made his professional debut in 1998 for his hometown team, Panama Viejo. A proven goal-scorer at the top level, it's expected that Perez will provide FCD with a consistent scoring threat from the forward position.

Hernán Pertúz # 13

Defender

6-0

160

DOB: March 31, 1989

Birth Place: Barranquilla, Colombia

Hometown: Barranquilla, Colombia

Citizenship: Colombia

Last Club: Independiente Medellín

Acquired

Signed with FC Dallas on January 3, 2012.



Professional

2011: Pertúz made his first team debut on November 27, 2011 for Independiente Medellín after playing in the youth ranks for the Colombian club.

International

Pertúz was a member of the Colombia national under-20 team that participated in the 2009 South American Youth Championship. He provided three goals in eight games. He also served as captain for the under-20 Colombian national team.

Personal

Along with forward Fabian Castillo, Hernán Pertúz is the second youthful Colombian FC Dallas has signed in the past year. The six-foot center back will turn 23 on March 31. He scored one goal last season with Independiente Medellín, who finished the Liga Postobon with a 6-8-4 record. The up-and-coming defender will be called upon to add depth to the FC Dallas backline.

Pertúz



Carlos Rodriguez #6

Defender

5-9

150

DOB: April 12, 1990

Birth Place: Villa Lucre, Panama

Hometown: Villa Lucre, Panama

Citizenship: Panama

Last Club: Tauro FC

Acquired

Signed with FC Dallas on Friday, January 20.

Rodriguez is a familiar player for FC Dallas as the side faced Rodriguez during his time with Tauro FC twice in CONCACAF Champions League group play last season.

"We liked what we saw in him during Champions League last year," said FC Dallas head coach Schellas Hyndman. "He's athletic with a good work ethic and he's young at 21 years old. He can play both left and right side full back and is attack-minded. We were looking for another player to give us balance and depth in our defense, and I believe Carlos will do very well in MLS."

Rodriguez picked up one assist for Tauro FC during the tournament and created multiple chances for his side in two matches against FC Dallas in Panama and at FC Dallas Stadium.

He appeared in two friendlies for the Panama National Team last year, earning caps against Paraguay on Sept. 2 and Costa Rica on Nov. 11. Rodriguez is on the roster for Panama's friendly match with the U.S. National Team scheduled for Jan. 25 in Panama City, Panama.

Personal


Carlos Rodriguez is the son of Jose and Edeluera Rodriguez. In his free time he enjoys playing Playstation 3. His favorite game is Call of Duty Modern Warfare 3 and FIFA Soccer. Before every game he makes sure he steps on the field with his right foot first. His favorite movie is "The Expendables."

**DON'T MISS
THE ACTION!**

**FOR
TICKETS,
CALL
888-FCD-GOAL
OR VISIT**

 **FCDALLAS.COM** 





Richard Sanchez #40

Goalkeeper

6-3

197

DOB: April 5, 1994

Hometown: Dallas, Texas

Birthplace: Mission Hills, Calif.

Citizenship: United States/Mexico

Last Club: FC Dallas Academy

Acquired

Sanchez signed as FC Dallas' sixth Homegrown player on Feb. 18, 2011.

Professional

2011: The 17-year-old has yet to see time with the FC Dallas first team in league competition. His first FC Dallas Reserve League action came on Aug. 9 when he played the final 21 minutes of a 2-0 loss to Real Salt Lake Reserves.

International

2011: FC Dallas Homegrown goalkeeper Richard Sanchez became a FIFA World Cup Champion after his Mexican team toppled Uruguay 2-0 in front of a packed house at Estadio Azteca in Mexico City on July 10... The FC Dallas Academy product pushed his U-17 World Cup record to 3-0-0 with a 3-2 win against the Dutch on June 24... He earned his first shutout of the tournament with a 2-0 win over Panama in the round of 16 and got his fifth win of the Cup in a 2-1 win over France on July 4. Sanchez and the Mexican U-17 National Team downed Germany in epic fashion, winning 3-2 on July 7 to claim a spot in the tournament finale.

Youth

2011: In January, the 16-year-old Sanchez was named the top goalkeeper in the Universidad Catolica tournament in Chile, while playing for the Mexican U-17 National Team. Mexico lost 1-0 to Uruguay in the final. 2010: Sanchez spent much of the year training with the Mexico U-17 National Team in preparation for the 2011 U-17 World Cup.

Personal

Born in Mission Hills, Calif., Sanchez moved to Texas with his family and initially played for Texas Football Club before joining Spain's Atletico de Madrid U-16 squad. In 2009, Sanchez returned to Texas and began playing for the FC Dallas Development Academy. The signing of Sanchez to the first team marked the sixth time an FC Dallas Academy player made the jump from the youth ranks to the professional level, at the time the most of any team in MLS.

Scott Sealy

31

Sealy

Forward

5-10

175

DOB: June 4, 1981

Birthplace: Chaguanas, Trinidad

Hometown: Chaguanas, Trinidad

Citizenship: Trinidad and Tobago

Last Club: San Jose

Acquired

N/A



Professional

2011: Derailed by injuries throughout the 2011 season, Sealy managed 11 appearances for San Jose, starting six games for a total of 419 minutes. 2010: Signed with San Jose on 4/13... Appeared in 15 games and made five starts... Made Earthquakes debut for the second time in his career (played with SJ in 2008) on 4/24 at CHV... Came on as a sub in the 60th minute on 6/2 vs. CLB where he notched his first assist since being back with the Earthquakes... 2010 MLS Cup Playoffs: Started and played 62 minutes 10/30 vs. NY... Started and played full 90 minutes and notched an assist on a Bobby Convey goal in a 3-1 win 11/4 at NY... 2009-2010: Played in 14 matches for Maccabi Tel-Aviv in Israel, scoring once, sharing time both at forward and defensive holding midfield... Sealy joined Bnei Sakhnin and played in 10 matches for them. 2008: Played in 13 games with Kansas City, scoring two goals... Made 10 starts for the Wizards... Traded to San Jose for allocation money mid-season... Started all 14 remaining games for the Earthquakes, scoring three goals and notching three assists. 2007: Scored seven goals and tallied two assists for the Wizards... Made 15 starts and 18 appearances... Scored two goals on 9/15 against CLB and again on 10/20 at FCD... Scored in back-to-back matches on 9/15 and 10/05... 2007 MLS Cup Playoffs: Appeared in all three playoff games helping San Jose reach the Western Conference Finals. 2006: Appeared in 29 games, starting 20... Scored 10 goals and notched one assist... Scored in three straight games 9/9, 9/23 and 9/30 and in back-to-back games on 8/27 and 8/30 ... Scored twice on 6/17 against CHI. 2005: Scored nine goals and tallied two assists in his first MLS season... Appeared in 28 games, starting 20... Scored two goals on 7/16 against RSL and scored in his next match on 7/20 vs. DC... Scored in back-to-back games again on 8/13 and 8/19 (two goals) ... Was a finalist for MLS Rookie of the Year.

College

Second all-time leading scorer at Wake Forest with 43 career goals... Named Offensive Player of the Year and First Team All ACC as a senior.

International

Has made 12 appearances for Trinidad & Tobago... Scored a goal in his first appearance on June 20, 2004 against the Dominican Republic... Played in several World Cup qualifying matches in 2005 and has played with new Quakes teammate Cornell Glen on the national team.

Personal

Sealy is the son of Annette and Donald Sealy. He attended Wake Forest University where he studied communications, while totaling 43 goals in his four years there. Sealy spent the past two seasons with San Jose, where he made 26 appearances contributing with strong play in the midfield. Following the 2011 season Sealy was released by San Jose and became a free agent, before coming to FCD for the 2012 season. Sealy left Wake Forest in 2005 as the 11th pick for the Kansas City Wizards where he spent three seasons making 88 appearances, while scoring 28 goals.

YEAR	TEAM	GP	GS	MIN	G	A	SHT
2011	San Jose	11	6	419	0	0	3
2010	San Jose	15	5	520	0	1	7
2008	San Jose	14	14	1168	3	3	26
2008	Kansas City	13	10	853	2	0	19
2007	Kansas City	18	15	1193	7	2	33
2006	Kansas City	29	20	1760	10	1	41
2005	Kansas City	28	20	1668	9	2	31
MLS Totals		128	90	7581	31	9	160

Regular-Season Game Highs

Goals 2, four times (7/16/2005, 6/17/2006, 9/15/2007, 10/20/2007)
 Assists 1, nine times
 SOG 4, 9/15/2007
 Shots 5, four times
 FC 3, three times
 FS 7, 09/15/2007

OUR WORLD AWAITS

LODGING • GOLF • RV PARK



WinStar
WORLD RESORTS™

I-35 N • EXIT 1 • OK/TX BORDER

FOLLOW US ON



Chris Seitz

#30

Seitz

Goalkeeper

6-3

236

DOB: March 12, 1987

Birth Place: San Luis Obispo, CA

Hometown: San Luis Obispo, CA

Citizenship: United States

College: Maryland

Last Club: Seattle Sounders FC

Acquired

Seitz joined FC Dallas in a trade with the Seattle Sounders on Dec. 15, 2010.



Professional

2011: Seitz made one appearance for FC Dallas during the regular season, stopping five of nine shots in a 4-2 loss to San Jose on Oct. 22... He saw another 135 minutes of action for Dallas in the Rio Grande Plate, finishing the competition with a 1-0-0 record... He split time with Josh Lambo in MLS Reserve League action, logging 602 minutes in 10 games. 2010: Seitz started 22 of the 23 matches he played for Philadelphia Union... He logged well-over 2,000 minutes and made 68 saves... He finished the year with a 1.80 GAA and a record of 5-12-6... 2009: Seitz played four matches for RSL in 2009, totaling 360 minutes of action... He saved 13 of the 20 shots he faced and ended the season with a 1.25 GAA... He was selected by Philadelphia in the 2009 Expansion Draft... 2008: Seitz started nine of 10 appearances for RSL Reserves, earning a 2.56 GAA, 1-2-1 record and one shutout... 2007: Seitz made three first-team appearances during his rookie campaign, including back-to-back starts on April 30 vs. COL and May 5 vs. NY... He finished season with a 2.67 GAA and 0-2-1 record... Seitz made his RSL first-team debut on April 18 vs. KC, recording four saves and his first win in a 2-1 overtime triumph in a USOC play-in game... Seitz made his MLS debut on April 30 vs. COL, became the second youngest player to start an MLS match between the posts at 20 years, 49 days of age (Record held by Tim Howard, 19y/165d for MET).

International

U.S. Senior MNT: Took part in full USMNT camp in June 2008 in preparation for its second leg of WCQ series @ Barbados... Trained with U.S. MNT camp in Switzerland in preparation for 10/13/07 friendly @ SUL... Called into first-ever U.S. Senior Men's National Team camp and was on the 19-man roster that fell 4-2 to Brazil on 9/09/07 in Chicago... U.S. Under-23s: Named to the U.S. Olympic Team's 18-man roster for the 2008 Beijing Olympics... Served as back-up to Brad Guzan - one of three "overage" players on the U.S. roster for the Summer Games - but did not appear in USA's three Group B contests... Played scoreless 45 minutes for U-23's on 8/3/08 v. Cameroon in ING Cup Olympic tune-up in Hong Kong...

College

In two seasons at the University of Maryland, registered an incredible 28-5-3 record to go along with a 0.77 GAA and 16 shutouts during two seasons of play... 2006: Went 15-4-1 during his sophomore campaign while collecting a sparkling 0.66 GAA average... Named Soccer America College Men's MVP and the ACC Defensive Player of the Year... Also earned spots on the All-ACC First Team and the NSCAA/adidas All-American Third Team... 2005: Posted a 13-1-2 record and 0.89 goals against average as a freshman in helping the Terps to the 2005 NCAA Men's College Cup title... Became the first freshman 'keeper to lead his team to the NCAA title since 1990... Stopped three shots in the NCAA Finals against New Mexico on 12/11, including a crucial penalty kick in the 50th minute ... Named College Cup's Defensive MVP.

Personal

The son of Michael and Sharon Seitz ... one of two children, with sister Caitlin ... lists starting for the U.S. National team against Holland in Mexico as biggest athletic thrill ... chose Maryland over UCLA, Notre Dame, Michigan and Santa Clara ... majored in letters and sciences.

YEAR	TEAM	GP	GS	MIN	G	A	SHT
2007	Real Salt Lake	3	3	270	14	6	0
2009	Real Salt Lake	4	4	360	20	13	1
2010	Philadelphia	23	22	2047	114	68	0
2011	FC Dallas	1	1	90	9	5	0
Totals		31	30	2767	157	92	1

Regular-Season Game Highs

GA 4, Oct. 22, 2011, DAL at SJ
Saves 7, Aug. 29, 2009, RSL at KC



Brek Shea

20

Midfielder

6-4

188

DOB: February 28, 1990

Birth Place: Bryan, Texas

Hometown: Bryan, Texas

Citizenship: United States

Last Club: Houston Texans (Youth)

Acquired

Shea was selected by FC Dallas in the first round (second overall) of the 2008 MLS SuperDraft.

Professional

2011: A finalist for the Volkswagen MLS MVP award, Shea was named to the MLS All-Star team and MLS Best XI. He led FC Dallas in goals with 11. Five of his goals were game-winners, which tied for the league lead. Shea also added four assists. He ranked fourth on the team in minutes played across all competitions (3,446MP/41GP) in addition to playing eight games with the U.S. National Team. 2010: Shea finished seventh on the team in minutes played (1,797). He made a career-high 25 regular season appearances. Shea scored his first professional goal on May 15 against Philadelphia. He scored two goals in one game on June 5 versus San Jose. Shea ended the season with five goals (tied for third-most on the team) and four assists. He had two assists in four playoff appearances. 2009: Shea made 19 regular season appearances. He earned his first professional start on May 23 versus LA. He recorded his first MLS assist on Kenny Cooper's game-tying goal versus San Jose on June 7. He recorded two assists in a 6-0 win over Kansas City on Aug. 1 at FC Dallas Stadium. Shea underwent successful knee surgery to repair a small tear in the meniscus of his right knee on Dec. 18. 2008: Shea made his professional debut at Chivas USA on April 20 as a substitute for Blake Wagner in the 86th minute. He appeared in five of FC Dallas' six international friendlies, including the full 90 at center back versus Club America on Sept. 7. Shea made eight Reserve League starts.

International

2011: Shea had a breakout year with the U.S. National Team, playing 505 minutes in a total of eight matches. He flourished under Jürgen Klinsmann, who utilized Shea in all seven matches since being named U.S. National Team head coach. Shea picked up an assist in his first match under Klinsmann, a 1-1 draw against Mexico on Aug. 10. He trained with Arsenal of the English Premier League during the MLS offseason. 2010: Shea made his first appearance with the full U.S. Men's National Team on Oct. 12, when he played the first half of a 0-0 draw with Colombia in Philadelphia. He was the first player born in the 1990s to make an appearance for the full U.S. National Team. 2009: Shea traveled to Trinidad in January with the U.S. U-20's in preparation of the 2009 U-20 World Cup. He was named to U-20 roster for the 2009 CONCACAF U-20 Championship in Trinidad and Tobago from March 6-16. He was named to the U.S. U-20 roster for the U-20 World Cup in Egypt Sept. 26-Oct. 2. Shea started and played the full 90 minutes in all three group matches. 2008: Shea was called into three different age categories of the U.S. National Team (Senior, U-20, U-23). He was also called into the U.S. U-20 team in January for the Copa Chivas in Guadalajara, Mexico. He received his first ever call-up to the senior U.S. National Team for World Cup Qualifier at Barbados on June 22, but did not appear. Shea participated in the Milk Cup in Northern Ireland with the U.S. U-20 team from July 29-Aug. 1, scoring twice in three games. Shea was called into represent the U.S. in a U-23 match in France for the Toulon Tournament. He played in all three games for the U.S. U-20 team in Portugal in the Campos Verde International Tournament from April 13-19. 2007: Shea was a member of the U.S. FIFA U-17 World Cup, playing against Tajikistan. 2006: Shea made his U.S. debut with the U-17's versus Trinidad and Tobago U-23. He scored his first international goal in a friendly versus Jamaica U-17s.

Personal

Shea played for Texans FC youth club and attended freshman year of high school at Bryan High School in Bryan/College Station before moving to U.S. Residency in Bradenton, Florida. He graduated in the top 10 of his class at Edison Academy. He went to train with Bolton in England in Oct. 2007. His favorite TV show is South Park and Law and Order SVU. His favorite type of music is hip-hop and techno, with Lil' Wayne being his favorite artist. Shea is a talented artist, who uses his ability to raise money for charity.

YEAR	TEAM	GP	GS	MIN	G	A	SHT
2008	FC Dallas	2	0	17	0	0	0
2009	FC Dallas	19	7	727	0	4	12
2010	FC Dallas	25	21	1797	5	4	39
2011	FC Dallas	31	30	2647	11	4	75
Totals		77	58	5188	16	12	126

Regular-Season Game Highs

Goals	2, June 5, 2010, DAL vs. SJ
Assists	2, 2 times, last: Aug. 27, 2011, DAL at KC
SOG	3, 2 times, last: July 17, 2010, DAL vs. RSL
Shots	6, 2 times, last: July 2, 2011, DAL vs. CLB
FC	3, 4 times, last: Aug. 27, 2011, DAL at KC
FS	4, July 16, 2011, DAL vs. DC

Jonathan Top #32

Forward

5-8

160

DOB: January 26, 1993

Birth Place: Fort Worth, TX

Hometown: Fort Worth, TX

Citizenship: United States

Last Club: FC Dallas Academy

Acquired

Signed as FC Dallas' fifth Homegrown player on Jan. 12, 2011



Professional

Top made eight appearances for the FC Dallas Reserves in 2011, logging a total of 374 minutes.

Youth

Top was the leading scorer for the FC Dallas Under-18 Development Academy team in 2010. Playing alongside previous FC Dallas Homegrown signees Ruben Luna, Moises Hernandez, Victor Ulloa and Bryan Leyva, Top found the back of the net eight times in 10 matches. He opened the season by scoring two goals in a 3-0 win over Texans SC on Sept. 11. Top's scoring streak lasted four games and included wins over the Texas Rush, Lonestar SC and the Houston Dynamo Academy. The team posted an 11-1-3 record in all competitions during the second half of 2010.

Personal

Top was named to the U.S. Soccer Development Academy Starting XI for the Under-16 Central Conference in July of 2010. He attended North Side High School in Fort Worth, Texas, where he has been an Honor Student since 2007. Top was a student council member in 2009.

Top



Victor Ulloa # 28

Midfielder

6-0

165

DOB: March 4, 1992

Birth Place: Chihuahua, Mexico

Hometown: Wylie, Texas

Citizenship: USA

Last Club: FC Dallas Academy

Acquired

Signed with FC Dallas as a Homegrown player on July 30, 2010.

Professional

2011: Ulloa appeared in his first MLS match on Oct. 22, 2011. He played nine minutes in a 4-2 loss to the San Jose Earthquakes. The former captain of the FC Dallas Academy Team also led the FC Dallas Reserves in minutes played. He started all 10 games the FC Reserves played for a total of 900 minutes. He also assisted on two goals. 2010: Ulloa made his FC Dallas Reserves debut in a 2-0 win over the Colorado Rapids Reserves on Oct. 10. He played 45 minutes as an outside midfielder.

Youth

The midfielder started 29 of 31 games and scored two goals during U.S. Soccer's Development Academy (USSDA) regular season. Ulloa also scored during the group stage of USSDA Finals Week. His goal came in the team's second match of the season-ending tournament against the Derby County Wolves. Ulloa was named to the U.S. Soccer Development Academy's Central Conference Starting XI following the event.

Personal

Ulloa was born in Chihuahua, Mexico... His parents are Guillermina and Evaristo Ulloa... Has a little sister, Anahi who is eight years old... Also has a brother, Ivan, who is 14... In his spare time, Ulloa hangs out with his family and friends... Likes to play PS3... His favorite team is Barcelona... His favorite player is Zinedine Zidane.

YEAR	TEAM	GP	GS	MIN	G	A	SHT
2011	FC Dallas	1	0	9	0	0	0
Totals	FC Dallas	1	0	9	0	0	0

Regular-Season Game Highs

Goals	0
Assists	0
SOG	0
Shots	0
FC	0
FS	0

Ricardo Villar #11

Midfielder
5-9
155
DOB: August 11, 1979
Birth Place: Sao Paulo, Brazil
Hometown: Sao Paulo, Brazil
Citizenship: Brazil/Italy
College: Penn State
Last Club: SpVgg Unterhaching

Acquired

Signed with FCD on February 7, 2011.



villar

Professional

2011: Appeared in 20 games last season with FC Dallas. He collected two assists in two games with the FCD Reserves. 2010: Villar made 10 appearances for Spielvereinigung (SpVgg) Unterhaching of German second division in his second stint with the club. 2009: Villar spent the season in Greece with Rodos Futbol Club, who play in the Second Division of Greek football, scoring one goal in 15 appearances. 2006-2009: Villar enjoyed his most successful run with SpVgg Unterhaching scoring nine goals in 63 appearances.

College

From 1997 to 2001 Villar scored 27 goals and added 31 assists for the Nittany Lions. He was a First Team All-Big Ten selection in 1999 after scoring a Penn State record seven game-winning goals. Villar remains 11th all-time in points scored for Penn State in a career.

Personal

A native of Brazil, Villar is passionate about music and plays the guitar. He enjoys listening to and playing alternative rock music. He also finds time to play tennis when he can. His favorite movie is, "The Usual Suspects." More than anything else, Ricardo enjoys spending time with his wife and newborn son, Lucas.

YEAR	TEAM	GP	GS	MIN	G	A	SHT
2011	FC Dallas	20	14	1317	0	2	23
Totals	FC Dallas	20	14	1317	0	2	23

Regular-Season Game Highs

Goals	0
Assists	1, 2 times, last: Oct. 12, 2011, DAL at CHI
SOG	2, 2 times, last: Sept. 17, 2011, DAL vs. NY
Shots	3, Sept. 17, 2011, DAL vs. NY
FC	5, Aug. 20, 2011, DAL vs. SEA
FS	3, 4 times, last: Oct. 15, 2011, DAL vs. VAN



Bobby Warshaw #16

Defender

6-0

185

DOB: November 21, 1988

Birth Place: Mechanicsburg, Pennsylvania

Hometown: Mechanicsburg, Pennsylvania

Citizenship: United States

College: Stanford

Acquired

Drafted by FC Dallas in the first round (17th overall) of the 2011 MLS SuperDraft.

Professional

2011: Warshaw made his professional debut on May 7, 2011, coming on as a substitute in a 0-0 tie with D.C. United. Warshaw played in 17 games and scored a game-winning goal against Sporting Kansas City on Aug. 27. He also logged 720 minutes playing with the FC Dallas Reserves in nine appearances.

College

Warshaw made his college soccer debut at Stanford University in 2007, starting 17 matches and scoring 5 goals. He was chosen captain for the team for the seasons 2008, 2009 and 2010. In 2009 Warshaw led Stanford to the Round of 16 in the NCAA tournament with wins over Saint Mary's and UC Irvine in the first two rounds. He was a Hermann Trophy (USA College Player of the Year) semifinalist. Warshaw scored 18 goals in his career at Stanford, despite being moved to defense for his final two seasons.

International

Warshaw debuted for the USA U-17 national team in 2005 against Honduras. He scored his first goal for the national team in 2007 against Venezuela in the Pan-American Games held in Rio de Janeiro, Brazil. USA ended winning the match 2-1, Warshaw scoring the game winning goal.

Personal

His parents are Allen and Shirley Warshaw and has two brothers and a sister. Warshaw studied political science at Stanford. In his time away from the pitch, Warshaw enjoys basketball, tennis, baseball and playing cards.

YEAR	TEAM	GP	GS	MIN	G	A	SHT
2011	FC Dallas	17	4	461	1	0	2
Totals	FC Dallas	17	4	461	1	0	2

Regular-Season Game Highs

Goals	1, Aug. 27, 2011, DAL at KC
Assists	0
SOG	1, Aug. 27, 2011, DAL at KC
Shots	1, 2 times, last: Aug. 27, 2011, DAL at KC
FC	2, 2 times, last: July 31, 2011, DAL vs. CHV
FS	2, Oct. 22, 2011, DAL at SJ

Andrew Wiedeman #23

Midfielder

5-11

167

DOB: August 22, 1989

Birth Place: Oakland, California

Hometown: San Ramon, California

Citizenship: United States

College: California

Last Club: San Jose Frogs (PDL)



Wiedeman

Acquired

Drafted by FC Dallas in the second round (21st overall) of the 2010 MLS SuperDraft.

Professional

2011: Wiedeman made three appearances for Dallas in MLS competition, totaling 59 minutes. His first goal for FC Dallas came in spectacular fashion, hammering home a 35-yard strike in a 2-1 loss to Tigres UANL. Wiedeman also appeared in eight games for the FC Dallas Reserves, totaling 627 minutes. 2010: Wiedeman made his professional debut on April 28, 2010 in an Open Cup game against D.C. United.

College

Wiedeman scored 30 goals and recorded 15 assists in his three years at California. He was also a three-time All-Pac-10 selection (first-team in 2008 and 2009; second-team in 2007) as well as a two-time NSCAA Far West All-Region first team selection in 2008 and 2009. He was named to the NSCAA third-team All-American, and Pac-10 all-academic second-team selection in 2008... Scored two goals against UCSB in the second round of the NCAA College Cup, including the game-winner in 2008.

Personal

Andrew is the son of Kevin and Imelda Wiedeman and is one of five siblings. He is currently finishing his degree online, which he will receive from the University of California at Berkeley.

YEAR	TEAM	GP	GS	MIN	G	A	SHT
2011	FC Dallas	3	0	59	0	0	2
Totals	FC Dallas	3	0	59	0	0	2

Regular-Season Game Highs

Goals	0
Assists	0
SOG	1, July 23, 2011, DAL at NY
Shots	2, July 23, 2011, DAL at NY
FC	0
FS	1, Oct. 22, 2011, DAL at SJ

OUR WORLD AWAITS

LODGING • GOLF • RV PARK



WinStar
WORLD RESORTS™

I-35 N • EXIT 1 • OK/TX BORDER

FOLLOW US ON [!\[\]\(045cd8d47efe9de8120dbf0d15124123_img.jpg\)](#) [!\[\]\(737674c49c7c64f16fe03d764a548047_img.jpg\)](#)



THE ORGANIZATION



Lamar Hunt 1932-2006

Major League Soccer and the American sports community lost a true treasure on December 13, 2006 when MLS founding investor, and investor-operator of FC Dallas and Columbus Crew Lamar Hunt peacefully passed away at Presbyterian Hospital in Dallas, Texas at the age of 74.

Born on August 2, 1932 in El Dorado, Arkansas, Hunt is recognized as one of the greatest sports visionaries in American history and a pioneer professional soccer in the United States. Hunt helped make pro football history in 1960 by founding and organizing the American Football League. Long known for his role in the development of football as founder of the Kansas City Chiefs, Hunt's contributions to pro soccer have also had a major impact on sports in the U.S.

The Hunt family stepped to the forefront of U.S. soccer in 1996 by becoming a charter investor in Major League Soccer, which was created with a unique single-entity operating structure, in which investors own an interest in the league in addition to individual teams. The Hunts were the original investor-operators of the charter teams from Columbus (Ohio) and Kansas City.

Hunt made his greatest contribution to soccer in this country in 1998-99, when he made pro soccer history by funding the construction of the first soccer-specific stadium in the United States as the Columbus Crew opened their revolutionary facility. The stadium broke ground on Aug. 14, 1998, and was finished in nine months and one day. Columbus Crew Stadium opened on May 15, 1999 and a sold-out, overflow crowd of 24,741 to watch the Crew defeat the New England Revolution 2-0.

The 1999 MLS season proved to be a historic one for Hunt, as he was awarded the National Soccer Hall of Fame Medal of Honor -- the second to receive the medal reserved for extraordinary individuals whose positive contributions to soccer at the national level affected the course of soccer history in the United States.

That year, he also saw the U.S. Open Cup Tournament renamed in his honor. The Lamar Hunt U.S. Open Cup, recognized as U.S. Soccer's National Championship, is an annual competition open to all amateur and professional soccer teams affiliated with U.S. Soccer. Dating back to 1914, the single-elimination tournament is the oldest annual team tournament in U.S. sports history.

Having taken over the operations of Dallas in 2003, Hunt's youngest son Dan joined the Hunt Sports Group to help make Texas soccer history by breaking ground on the team's sparkling new Pizza Hut Park on Feb. 18, 2004. The 20,500 seat, state-of-the-art soccer-specific stadium in Frisco became the first soccer stadium built through a coordination of both private and public funds. Hunt Sports Group, the City of Frisco, Collin County and the Frisco Independent School District partnered to build the facility that features 17 championship-quality soccer fields adjacent to the stadium. Through Hunt's visionary leadership, Pizza Hut Park has become the model for soccer-specific stadiums in the United States.

Since opening on Aug. 6, 2005 with a 2-2 draw between home-side FC Dallas and the MetroStars (now New York Red Bulls), the 117-acre facility has hosted nearly three million spectators and participants. Entering the 2006 season, Hunt-founded Crew Stadium and Pizza Hut Park were two of the three operating stadiums in Major League Soccer built specifically for soccer. The stadiums have hosted numerous high-profile events, including many memorable soccer games.

At the 2004 MLS Cup, Hunt was presented the Commissioner's Award by MLS Commissioner Don Garber for being one of the league's founding fathers as well as a man who has championed soccer in the United States for nearly 40 years.

As far back as 1982, Hunt was honored for his efforts to help establish pro soccer in America by being inducted into the U.S. Soccer Hall of Fame in Oneonta, N.Y. Hunt has also been inducted into both the Pro Football Hall of Fame and the International Tennis Hall of Fame, as well as the sports halls of fame of both Missouri and Texas. In 2005, the U.S. Soccer Foundation, the major charitable arm of soccer in the United States, presented Hunt with the Foundation's Lifetime Achievement Award.

Clark K. Hunt

Hunt Sports Group Chairman

A founding investor-operator of Major League Soccer, Clark Hunt remains one of the most innovative and influential members of the MLS Board of Governors. As chairman of the Hunt Sports Group, Hunt oversees the operations of the Hunt family's two MLS interests – the Columbus Crew and FC Dallas.

Son of the late American sports pioneer Lamar Hunt, Clark Hunt shares his father's passion for soccer and the family's vision for the sport's success in the United States. At Lamar's request, Clark engaged in the formative discussions for MLS lending his proven business acumen to the league's financial structure. Now in its 17th season, MLS has earned a stake in the landscape of professional sports and is well-positioned for future growth.

In 1999, Clark Hunt worked closely with his father to construct the first "soccer-specific stadium" in the United States in Columbus. Realizing the vision of Lamar Hunt, the debut of professional soccer at Columbus Crew Stadium on May 15, 1999, represented a pivotal moment in the history of MLS and solidified the long-term viability of soccer in the United States. Six years later, in 2005, Hunt Sports Group unveiled FC Dallas Stadium, a 145-acre soccer complex in Frisco, Texas, and the home of FC Dallas.

With its 17 tournament-grade fields, permanent event stage and first-class design, FC Dallas Stadium has now become the model for soccer-specific stadiums in North America. By the 2007 season, less than a decade after the inaugural match in Crew Stadium, more than half of all MLS teams had a soccer-specific stadium to call home – a credit to the vision of Lamar Hunt and leadership of the Hunt Sports Group.

As stadium construction, new investment, player development and a broadening fan base continue to shape the soccer marketplace in North America, Clark Hunt is intimately involved in the development and direction of MLS. Hunt currently serves as one of four members of the MLS Board of Governors appointed to Commissioner Don Garber's Executive Committee. He is also a member of the Competition Committee as well as the league's Labor and Philanthropy Committees.

In addition to his roles in MLS, Hunt is also a respected voice in the National Football League. Hunt is in his seventh year as Chairman of the Board of the Kansas City Chiefs, the storied franchise founded by his father. In 2006, Hunt was one of eight NFL owners to serve on the Commissioner Search Committee which recommended Commissioner Roger Goodell as the successor to then-Commissioner Paul Tagliabue. In 2007, Goodell appointed Hunt to the NFL's Digital Media and International Committees, as well as the Executive Committee of the NFL Management Council.

Hunt graduated first in his class at Southern Methodist University in 1987, earning a degree in business administration with a concentration in finance. He was a two-time recipient of the university's highest academic honor, the Provost Award for Outstanding Scholar. During his career he was a four-year letterman on the Mustangs nationally ranked soccer team, earning first-team Academic All-America honors as a junior and senior and serving as a tri-captain his final season. He was recognized as one of the SMU Cox School of Business Outstanding Young Alumni in 2004, and in 2005, he was appointed to the Cox School Executive Board of Trustees. Hunt currently serves on the SMU Board of Trustees.

Hunt and his wife, the former Tavia Shackles of Kansas City, are involved in numerous philanthropic efforts. In 2004, the Hunts were part of the grassroots effort behind the formation of Lift Up America – an organization that facilitates widespread compassion and giving through strategic partnerships with corporations and sports teams. Since that time, more than 30 teams have partnered with Lift Up America, and corporations like Cinemark Theaters, Interstate Batteries and Tyson Foods have helped the organization distribute millions of pounds of food and countless other services to people in need worldwide.

Clark Knobel Hunt was born on February 19, 1965 and graduated from the St. Mark's School of Dallas in 1983. The Hunts have three children – Gracelyn, Knobel and Ava





John Wagner Hunt Sports Group President

John Wagner serves as President of Hunt Sports Group, which is the management company responsible for overseeing the Lamar Hunt family soccer investments.

As a representative of HSG, Wagner was involved with the creation of the public/private partnership with the City of Frisco, Frisco Independent School District and Collin County, for the development of FC Dallas Stadium. Wagner assists in establishing signature partnerships for FC Dallas, including business relationships with AEG Live, Dr Pepper, Texans Credit Union, North Texas Soccer, U.S. Youth Soccer and Frisco Independent School District Athletics.

A member of the Major League Soccer Board of Governors, Wagner also serves on the MLS Audit and Finance and the MLS Business Development Committees.

Wagner's previous 13 years of CPA experience in public accounting ended in 1996, after spending nine years with Coopers and Lybrand in Kansas City. He specialized in entrepreneurial business and family-owned business consulting, with an emphasis on federal and state tax issues.

During his years in public accounting, he also managed a joint venture between Hunt Sports Group and Coopers and Lybrand, wherein they provided consultation on matters of state income tax jurisdictions for the NFL, NBA, NHL and applicable players unions to develop uniformity and efficiency in the complex professional athletes non-resident income tax filings.

Wagner earned his Bachelor of Science Degree at the University of South Dakota and completed his MBA degree at the University of Missouri-Kansas City in 1986. He resides in the Dallas area with his wife, Nancy, and their three children, Taylor, Amanda and Parker.



Daniel L. Hunt Hunt Sports Group Vice President

Daniel Hunt is entering his eighth year as Vice President of Hunt Sports Group – the parent company of the Hunt family's Major League Soccer interests, which include FC Dallas and the Columbus Crew. In addition to his role with HSG, Hunt also serves as a member of the MLS Board of Governors.

He has spent the last several years on the design, building, opening and operating of FC Dallas Stadium. The 35-year-old Dallas, Texas native works very closely with the teams' top executives in the continuing efforts to implement long-term solutions to help solidify the day-to-day operations of the franchise.

More recently, Hunt has taken on a greater role in overseeing the Hunt family's long-standing interest in the Kansas City Chiefs football franchise. Recently, his main focus has been on the renovation of Arrowhead Stadium, which was completed in July of 2010. He also represents the family at NFL meetings, along with his brother Clark Hunt.

In addition to his responsibilities with the family's sports franchises, Hunt serves as Vice President and General Partner of Hilltop Capital Development, a privately owned real estate and oil and gas investment enterprise. He began his business career as Vice President of New Business Development for Gemini Voice Solutions in New York City, a provider of voice-over internet protocol for home-to-home calling in the United States.

Hunt graduated from Southern Methodist University in 2000 earning a degree in Business Administration and was a member of the Phi Delta Theta Fraternity. Hunt was born on November 21, 1976 in Dallas, Texas and graduated from the St. Mark's School of Texas in 1996. Hunt married his long-time girlfriend, Toni Munoz on Saturday, February 18 in Santa Fe, New Mexico.

Doug Quinn President and CEO

Hunt Sports Group Chairman Clark Hunt named Douglas Quinn President and Chief Executive Officer of FC Dallas on June 21, 2010. Quinn joined FC Dallas after six years with MLS affiliate Soccer United Marketing, the leading commercial soccer company in North America, where he served as president.

Upon joining SUM in May 2004, Quinn spearheaded MLS's landmark agreement with adidas and helped the league to realize a significant increase in sponsorship revenue and activation. Additionally, he developed the current business model for SUM and MLS special events, and he was a key member of the team that secured long-term national television agreements for MLS with ABC/ESPN, Univision, Fox Soccer Channel and HDNet. Most recently, Quinn managed the creation of SuperLiga, the innovative professional tournament between MLS and Mexico's First Division clubs that began in July 2007.

Quinn has extensive experience in the sports and entertainment industries, including 14 years with the National Football League in a number of senior management, marketing and sales positions. Prior to joining SUM, Quinn served as President of Entertainment Marketing Partners, an entertainment media and corporate consulting firm based in Los Angeles.

Quinn's career with the NFL saw him contribute to the NFL's triple-digit growth in retail sales during the early 1990s, as he developed many of the NFL's most successful integrated marketing programs with key corporate partners like VISA, FOX and Reebok.

In his role as senior vice president and managing director of NFL International, Quinn was responsible for the NFL's international operations and development activities, including management of a staff of more than 190 people across 11 offices, overseeing media sales, production and distribution, corporate partnerships, licensing and marketing. Quinn also supervised the development and production of the American Bowl games and the NFL's six-team development league, NFL Europe.

Born November 9, 1962, Quinn earned bachelor's degrees in marketing and english from Southern Methodist University and an MBA concentrating in international business and finance from the University of Texas. Quinn lives in Dallas with his wife Elizabeth and two daughters, Taylor and Schuyler.



FC Dallas Directory

FC Dallas Stadium
9200 World Cup Way | Frisco, Texas 75033
Phone: (469) 365-0000 | Fax: (214) 705-6799
www.FCDallas.com

OWNERSHIP GROUP

Investor/Operator.....Hunt Sports Group
Hunt Sports Group Chairman.....Clark K. Hunt
Hunt Sports Group President.....John Wagner
Hunt Sports Group Vice-President.....Dan Hunt
Chief Legal Counsel.....Alan Tompkins

MANAGEMENT OFFICE

President and CEO.....Doug Quinn
Chief Financial Officer.....Jimmy Smith
VP Marketing, Communications & Strategic Planning.....Kelly Weller
VP of Business Development & Partnership Marketing.....Matt McInnis
VP of Ticket Sales.....Kris Katseanas
Director of Partnership Marketing.....Megan Miller

Account Executive, Business Development.....JC Betancourt
Account Executive, Business Development.....Nathan Zimmerman
Account Executive, Business Development.....Melissa Jannetta
SR Director of International Marketing Communications.....Cesar Velasco
Marketing Coordinator, Hispanic Sales & Marketing.....Eric Segura
Director of Merchandising.....Tim Henning
Merchandising Manager.....Nick Eason
Director of Public Relations.....Leigh Anne Gullett
Media Services Manager.....Jason Minnick
Director of Foundation & Community Relations.....Melissa Reddick
Creative Director.....Erik Davila
Managing Editor, Digital Properties.....Mark Norris
Digital Content Coordinator.....Scott Brown
Event Presentation Manager.....Alan Fieck
Partnership Marketing Manager.....Erika Cook
Marketing Coordinator.....Robert Casner
Videographer.....Casey Bowman
SR Manager, Group Sales.....Chip Kisabeth
Ticket Sales Development Manager.....Jeremy Dabbert
Partnership Marketing Coordinator.....Jessie Wood
Partnership Marketing Coordinator.....Nicolas Ayala
Soccer Sales Manager.....Matt Denny
Affinity Ticket Sales Manager.....Tessa Recendes
Affinity Ticket Sales Manager.....Zac Stables
Corporate Ticket Sales Manager.....Zeeshan Hussain
Ticket Sales Executive.....Tom Williams
Ticket Sales Executive.....Kevin Lindstrom
Ticket Sales Executive.....John Bick
Ticket Sales Executive.....Jonathan Hufnagel
Ticket Sales Executive.....Jeff Densk

Season Ticket Sales Representative.....Alex Odari
Season Ticket Sales Representative.....Filip Prus
Season Ticket Sales Representative.....Jesse Arroyave
Season Ticket Sales Representative.....Kara Mirsberger
Season Ticket Sales Representative.....Lindsay Yates
Season Ticket Sales Representative.....Michael Hutter
Season Ticket Sales Representative.....Mike Ledbetter
Season Ticket Sales Representative.....Nick devoogd
Season Ticket Sales Representative.....Phillip Katz
Season Ticket Sales Representative.....Roxane Fahim
Season Ticket Sales Representative.....Ryan Benigno
Season Ticket Sales Representative.....Scott Riley
Season Ticket Sales Representative.....Thomas Brooker
Season Ticket Sales Representative.....Tiffany Roberts
Season Ticket Sales Representative.....Travis Wright

Ticket Sales Representative.....Alex Banall
Ticket Sales Representative.....Drew Tittkemeier
Ticket Sales Representative.....Eduardo Zuco
Ticket Sales Representative.....John Leake
Ticket Sales Representative.....Jorge Delgado
Ticket Sales Representative.....Matt McKinney
Ticket Sales Representative.....Matt Swider

Manager, Fan Relations.....Alan Latkovic
Fan Relations Specialist.....Katherine Tran
Fan Relations Specialist.....Keith Uhles
Vice President of Stadium Operations.....Nick Shafer
Ticket Operations Director.....Scott Morrison
Sr. Director FCDY Business Development.....Katie Solomon Edgar
Vice President of FC Dallas Youth.....Chris Hayden
Director of Academy Player Development.....Chris Clarke
College Director, FC Dallas Youth.....Scott Dymond
Tournament Director.....Jesse McNeil III
FC Dallas Juniors Coordinator.....Derek Lilleskov
FC Dallas Youth Operations Manager.....Attalie Morgan
Director of Stadium Operations.....Bucky Deichert
Stadium Event Coordinator.....Josh Hezlep
Stadium Event Manager.....Randy Richardson
Exec. Asst/The River Club & Suite Event Manager.....Chace Saumell
Sr. Director of Human Resources.....Evie Baker
Human Resources Manager.....Heldi Olinghouse
Senior Accountant.....Rebekah Brown
Accountant.....Skyler Daugherty
Accounts Payable Clerk.....Wendy Emminizer
Accounting Clerk.....Raul Guerrero
Payroll Administrator/Finance Executive Assistant.....Christy Barron
Vice President of Complex Management.....Tom Jones
Coordinator, Stadium Grounds.....Allen Reed
Landscape Coordinator.....Matt Cox
Complex Manager.....Jesse Henderson
Director of Grounds.....Miles Studhalter
Complex Fields Assistant.....Arnulfo Muniz
Complex Supervisor.....Tami Scholl
Director of Facility Maintenance.....Jeff Walls
HVAC Technician.....Armando Rodriguez
Maintenance/Electrician.....Preston Kimberlin
Facility Coordinator.....Carlos Pontifes
Housekeeping Manager.....Brandy Chandler
Housekeeping Supervisor.....Silvia Gatica
Office Manager.....Susie Garza
Receptionist.....Eloisa Vazquez
Box Office Manager.....Shed Taylor
Team Shop Manager.....Nick Eason



2011 Season Review

2011 Season (15-12-7, 52 pts)



HEAD COACH

Schellas Hyndman: 15-12-7

PLAYOFFS

Lost to New York in Wild Card match.

MLS HONORS

Brek Shea: MLS All-Star, MLS Best XI.

Kevin Hartman: MLS Player of the Month (July). **David Ferreira:** MLS Player of the Week (4).

TEAM HONORS

Brek Shea: MVP

Brek Shea: Golden Boot (11)

Kevin Hartman: Defender of the Year

Daniel Hernandez: Humanitarian of the Year

2011 FC DALLAS FINAL STATISTICS

UNF	POS	PLAYER	GP	GS	MIN	G	A	SHT	SOG	FC	FS	OFF	CK	C	E
20	D	Brek Shea	31	30	2647	11	4	75	23	25	43	12	2	6	1
9	F	Maicon Santos (TOT)	30	24	1974	8	2	92	25	31	28	16	0	0	0
9	F	Maicon Santos (DAL)	11	9	726	2	1	40	11	11	12	8	0	0	0
18	M	Marvin Chavez	31	30	2521	6	4	66	28	38	53	21	34	4	0
6	D	Jackson	28	22	1952	4	2	53	16	39	22	9	2	8	1
10	M	David Ferreira	6	6	505	3	1	11	5	5	19	1	26	0	0
14	D	George John	31	31	2781	3	1	18	7	24	29	0	0	4	1
2	M	Daniel Hernandez	30	30	2668	2	4	29	4	47	38	0	18	6	0
15	F	Fabian Castillo	21	16	1355	2	3	28	8	11	9	23	5	0	0
3	D	Ugo Ihemelu	31	30	2726	2	2	10	3	28	24	0	0	6	0
4	M	Andrew Jacobson	27	22	1850	1	5	32	11	33	17	0	1	4	0
12	D	Zach Loyd	30	28	2416	1	4	8	1	37	44	2	0	4	0
12	M	*Eric Avila	13	5	515	1	2	7	2	5	13	0	10	0	0
7	M	Daniel Cruz	10	6	543	1	1	7	3	12	12	0	8	2	1
34	F	Ruben Luna	15	2	407	1	1	12	5	11	13	6	0	1	0
7	F	Milton Rodriguez	13	5	511	1	1	19	6	8	2	6	1	1	0
16	D	Bobby Warshaw	17	4	461	1	0	2	1	9	4	0	0	2	0
5	D	Jair Benitez	27	25	2231	0	3	15	2	23	33	1	1	2	0
17	D	Jeremy Hall (TOT)	21	19	1715	0	3	9	2	22	15	2	0	6	1
17	D	Jeremy Hall (DAL)	4	2	291	0	0	0	0	3	0	1	0	0	0
8	M	Bruno Guarda	11	5	500	0	2	6	1	9	7	0	0	2	0
11	M	Ricardo Villar	20	14	1317	0	2	23	6	24	26	2	55	2	0
1	G	Kevin Hartman	33	33	2970	0	1	0	0	0	3	0	0	0	0
25	D	Jack Stewart	2	1	109	0	1	0	0	0	0	0	0	0	0
24	M	*Eric Alexander	22	16	1218	0	0	17	2	11	4	1	0	0	0
13	F	Maykel Galindo	6	1	147	0	0	2	0	0	0	2	0	0	0
30	G	Chris Seitz	1	1	90	0	0	0	0	0	0	0	0	0	0
28	M	Victor Ulloa	1	0	9	0	0	0	0	0	0	0	0	0	0
23	F	Andrew Wiedeman	3	0	59	0	0	2	1	0	1	1	0	0	0
27	D	Edson Edward	0	0	0	0	0	0	0	0	0	0	0	0	0
29	D	Moises Hernandez	0	0	0	0	0	0	0	0	0	0	0	0	0
22	G	Josh Lambo	0	0	0	0	0	0	0	0	0	0	0	0	0
21	M	Bryan Leyva	0	0	0	0	0	0	0	0	0	0	0	0	0
40	G	Richard Sanchez	0	0	0	0	0	0	0	0	0	0	0	0	0
32	F	Jonathan Top	0	0	0	0	0	0	0	0	0	0	0	0	0
Team totals			34	34	3060	42	45	482	146	413	456	96	163	54	4
Opponent totals			34	34	3060	39	36	355	133	456	413	92	143	74	7

GAME-WINNING GOALS: Brek Shea 5, Marvin Chavez 3, Bobby Warshaw 1, Zach Loyd 1, Ugo Ihemelu 1, Daniel Hernandez 1, Jackson 1, Daniel Cruz 1, Eric Avila 1

GAME-WINNING ASSISTS: Brek Shea 2, Zach Loyd 2, Andrew Jacobson 2, Daniel Hernandez 2, Fabian Castillo 2, Ricardo Villar 1, Milton Rodriguez 1, Ruben Luna 1, Kevin Hartman 1, Marvin Chavez 1, Jair Benitez 1

PENALTY KICK GOALS/ATTEMPTS: Daniel Hernandez 1-1, David Ferreira 0-1

FC DALLAS INDIVIDUAL GOALKEEPING

UNF	POS	GOALKEEPER	GP	GS	MIN	SHTS	SV	GA	GAA	PG	PA	W	L	T	SO
1	G	Kevin Hartman	33	33	2970	124	85	35	1.06	3	3	15	11	7	13
30	G	Chris Seitz	1	1	90	9	5	4	4.00	1	1	0	1	0	0
Team totals			34	34	3060	133	90	39	1.15	4	4	15	12	7	13
Opponent totals			34	34	3060	146	102	42	1.24	1	2	12	15	7	11

* = Played with other teams in 2011. Only FC Dallas statistics listed here.

2011 Game-by-Game

Finished Fourth in Western Conference

DATE	OPPONENT	RESULT	ATT.	W-L-T	POS.	NOTES:
March 19	Chicago	T 1-1	20,145	0-0-1	5	DAL: Rodriguez (18); CHI: Chaves (17)
March 26	San Jose	L 0-2	11,022	0-1-1	T6	SJ: Wondolowski (4,23)
MARCH RECORD:		0-1-1				
April 1	at Columbus	L 0-2	14,549	0-2-1	T6	CLB: Mendoza (54) Gaven (90)
April 8	Colorado	W 3-0	12,261	1-2-1	T5	DAL: Ihemelu (26) Ferreira (40,46)
April 17	at Portland	L 2-3	18,627	1-3-1	8	DAL: Ferreira (83) Shea (86); POR: Jewsbury (13) Cooper (35) Wallace (55)
April 23	at Van.	W 2-1	21,000	2-3-1	T5	DAL: John (53) Avila (83); VAN: Roach (25)
APRIL RECORD:		2-2-0				
May 1	Los Angeles	W 2-1	21,867	3-3-1	T4	DAL: Castillo (47) Shea (88); LA: Donovan (51)
May 7	at D.C.	T 0-0	11,504	3-3-2	6	--
May 11	Toronto	W 1-0	8,145	4-3-2	T3	DAL: D. Hernandez (45)
May 14	Philadelphia	W 2-0	12,109	5-3-2	2	17 DAL: Shea (29) Castillo (43)
May 22	Real Salt Lake	T 0-0	10,550	5-3-3	2	--
May 25	at Seattle	W 1-0	36,026	6-3-3	2	DAL: Shea (18)
May 28	at Houston	T 2-2	16,709	6-3-4	2	DAL: Jacobson (27) Ihemelu (70); HOU: Weaver (42) Clark (87)
MAY RECORD:		4-0-3				
June 4	New England	W 1-0	10,363	7-3-4	2	DAL: Chavez (69)
June 12	Sporting KC	L 1-4	10,450	7-4-4	2	DAL: Shea (32); KC: Zusi (28,55) Collin (49) Sassano (78)
June 18	at Chivas USA	W 2-1	11,253	8-4-4	2	DAL: Shea (22) Jackson (85); CHV: Lahoud (71)
June 25	Portland	W 4-0	10,470	9-4-4	2	DAL: Loyd (34) John (39) Shea (58) Jackson (85)
JUNE RECORD:		3-1-0				
July 2	Columbus	W 2-0	20,704	10-4-4	2	DAL: Shea (58) Jackson (76)
July 09	at Real Salt Lake	L 0-2	17,734	10-5-4	2	RSL: Williams (47) Espindola (90)
July 16	D.C. United	T 0-0	10,802	10-5-5	3	--
July 20	at Toronto FC	W 1-0	21,087	11-5-5	T2	DAL: Shea (48)
July 23	at New York	T 2-2	17,276	11-5-6	2	DAL: Chavez (51,78); NY: Agudelo (39) Henry (85)
July 31	Chivas USA	W 1-0	10,023	12-5-6	2	DAL: Chavez (26)
JULY RECORD:		3-1-2				
Aug. 6	at Los Angeles	L 1-3	21,546	12-6-6	2	DAL: Chavez (9); LA: Gonzalez (32) Juninho (62) Magee (81)
Aug. 13	at Philadelphia	T 2-2	18,811	12-6-7	2	DAL: dos Santos (16) Shea (45); PHI: Le Toux (34,86)
Aug. 20	Seattle	L 0-1	11,635	12-7-7	3	SEA: Rosales (16)
Aug. 27	at Sporting KC	W 3-2	20,018	13-7-7	3	DAL: D. Hernandez (70) dos Santos (89) Warshaw (90); KC: Kamara (22) Bravo (68)
AUGUST RECORD:		1-2-1				
Sept. 10	at New England	L 0-2	15,498	13-8-7	3	NE: Joseph (14) Lekic (85)
Sept. 17	New York	L 0-1	17,019	13-9-7	4	NY: Rodgers (36)
Sept. 24	Houston	L 0-1	10,849	13-10-7	4	HOU: Cameron (87)
SEPTEMBER RECORD:		0-3-0				
Oct. 1	at Colorado	L 0-1	13,920	13-11-7	4	COL: Moor (26)
Oct. 12	at Chicago	W 2-1	10,362	14-11-7	4	DAL: Jackson (41) Cruz (53); CHI: Grazzini (86)
Oct. 15	Vancouver	W 2-0	10,222	15-11-7	T3	DAL: Chavez (35) Shea (54)
Oct. 22	at San Jose	L 2-4	10,744	15-12-7	4	DAL: John (45) Luna (90); SJ: Dawkins (26,38) Baca (27) Wondolowski (34)
PLAYOFFS						
Oct. 26	New York	L 2-0	10,017	0-1-0	-	NY: Lindpere (61) Henry (98+)
OCTOBER RECORD:		2-3-0				

FINAL REGULAR SEASON STANDINGS

EASTERN CONFERENCE

	OVERALL								HOME						ROAD					
	GP	W	L	T	PTS	GF	GA	GD	W	L	T	GF	GA	W	L	T	GF	GA		
Sporting KC	34	13	9	12	51	50	40	10	9	2	6	29	16	4	7	6	21	24		
Houston	34	12	9	13	49	45	41	4	10	3	4	32	20	2	6	9	13	21		
Philadelphia	34	11	8	15	48	44	36	8	7	1	9	24	18	4	7	6	20	18		
Columbus	34	13	13	8	47	43	44	-1	9	3	5	27	18	4	10	3	16	26		
New York	34	10	8	16	46	50	44	6	8	3	6	29	17	2	5	10	21	27		
Chicago	34	9	9	16	43	46	45	1	6	3	8	24	19	3	6	8	22	26		
D.C. United	34	9	13	12	39	49	52	-3	4	5	8	28	27	5	8	4	21	25		
Toronto FC	34	6	13	15	33	36	59	-23	5	4	8	18	21	1	9	7	18	38		
New England	34	5	16	13	28	38	58	-20	4	7	6	17	24	1	9	7	21	34		

WESTERN CONFERENCE

	OVERALL								HOME					ROAD				
	GP	W	L	T	PTS	GF	GA	GD	W	L	T	GF	GA	W	L	T	GF	GA
Los Angeles	34	19	5	10	67	48	28	20	12	0	5	28	8	7	5	5	20	20
Seattle	34	18	7	9	63	56	37	19	9	4	4	32	20	9	3	5	24	17
Real Salt Lake	34	15	11	8	53	44	36	8	10	3	4	29	15	5	8	4	15	21
FC Dallas	34	15	12	7	52	42	39	3	9	5	3	20	11	6	7	4	22	28
Colorado	34	12	9	13	49	44	41	3	6	2	9	25	16	6	7	4	19	25
Portland	34	11	14	9	42	40	48	-8	9	5	3	30	22	2	9	6	10	26
San Jose	34	8	12	14	38	40	45	-5	5	4	8	24	19	3	8	6	16	26
Chivas USA	34	8	14	12	36	41	43	-2	5	7	5	19	17	3	7	7	22	26
Vancouver	34	6	18	10	28	35	55	-20	6	6	5	24	24	0	12	5	11	31



2011 FC DALLAS RESULTS IN ALL COMPETITIONS (22-18-8)

Date	Home	Score/Time	Away	Competition	Notes
March 19	FC Dallas	1-1 D	Chicago	MLS	Dal: Rodriguez (18) Chi: Chavez (17)
March 23	Tigres UNAL	2-1 L	FC Dallas	Rio Grande Plate	Tig: Ochoa (14), Acuna (82) Dal: Wiedeman (53)
March 26	FC Dallas	0-2 L	San Jose	MLS	SJ: Wondolowski (4), Wondolowski (23)
April 1	Columbus	2-0 L	FC Dallas	MLS	Col: Mendoza (54), Gaven (91+)
April 8	FC Dallas	3-0 W	Colorado	MLS	Dal: Ihemelu (26), Ferreira (40), Ferreira (46)
April 17	Portland Timbers	3-2 L	FC Dallas	MLS	Dal: Ferreira (83), Shea (86) Por: Jewsbury (13), Cooper (35), Wallace (55)
April 23	Vancouver Whitecaps	1-2 W	FC Dallas	MLS	Dal: John (53), Avila (83) Van: Rochat (25)
May 1	FC Dallas	2-1 W	Los Angeles	MLS	Dal: Castillo (47), Shea (88) LA: Donovan (51)
May 7	DC United	0-0 D	FC Dallas	MLS	–
May 11	FC Dallas	1-0 W	Toronto FC	MLS	Dal: D. Hernandez (48+)
May 14	FC Dallas	2-0 W	Philadelphia Union	MLS	Dal: Shea (29), Castillo (43)
May 22	FC Dallas	0-0 D	Real Salt Lake	MLS	–
May 25	Seattle Sounders FC	0-1 W	FC Dallas	MLS	Dal: Shea (18)
May 28	Houston	2-2 D	FC Dallas	MLS	Dal: Jacobson (27), Ihemelu (70) Hou: Weaver (42), Clark (87)
June 4	FC Dallas	1-0 W	New England	MLS	Dal: Chavez (69)
June 12	FC Dallas	1-4 L	Kansas City	MLS	Dal: Shea (32) KC: Zusi (28), Collin (49), Zusi (55), Sassano (78)
June 18	Chivas USA	1-2 W	FC Dallas	MLS	Dal: Shea (22), Jackson (85) Chivas: Lahoud (71)
June 25	FC Dallas	4-0 W	Portland Timbers	MLS	Dal: Loyd (34), John (39), Shea (58), Jackson (85)
June 28	FC Dallas	3-2 W	Orlando City SC	U.S. Open Cup	Dal: Jackson (38), Villar (50), M. Rodriguez (90+) Ori: Griffin (21), Alvarez (90+)
July 2	FC Dallas	2-0 W	Columbus	MLS	Dal: Shea (58), Jackson (76)
July 9	Real Salt Lake	2-0 L	FC Dallas	MLS	Real: Williams (47), Espindola (94+)
July 12	FC Dallas	2-0 W	Real Salt Lake	U.S. Open Cup	Dal: Benitez (18), Jackson (54)
July 16	FC Dallas	0-0 D	DC United	MLS	–
July 20	Toronto FC	0-1 W	FC Dallas	MLS	Dal: Shea (48)
July 23	New York Red Bulls	2-2 D	FC Dallas	MLS	Dal: Chavez (51), Chavez (78) NY: Agudelo (39), Henry (85)
July 28	Altavaz FC	0-1 W	FC Dallas	Champions League (Preliminary Round)	Dal: Jackson (70)
July 31	FC Dallas	1-0 W	Chivas USA	MLS	Dal: Chavez (26)
Aug. 3	FC Dallas	1-0 W	Altavaz FC	Champions League (Preliminary Round)	Dal: Ihemelu (36)
Aug. 6	Los Angeles	3-1 L	FC Dallas	MLS	Dal: Chavez (9) LA: Gonzalez (32), Gomez (62), Magee (81)
Aug. 13	Philadelphia Union	2-2 D	FC Dallas	MLS	Dal: dos Santos (16), Shea (46+) Phi: Le Toux (34), Le Toux (86)
Aug. 17	Pumas UNAM	0-1 W	FC Dallas	Champions League (2011 Group Stage)	Dal: Chavez (65)
Aug. 20	FC Dallas	0-1 L	Seattle Sounders FC	MLS	Sea: Rosales (16)
Aug. 25	Toronto FC	0-1 W	FC Dallas	Champions League (2011 Group Stage)	Dal: Stewart (45+)
Aug. 27	Kansas City	2-3 W	FC Dallas	MLS	Dal: D. Hernandez (70), dos Santos (89), Warshaw (92+) KC: Kamara (22), Bravo (68)
Aug. 30	Seattle	1-0 L	FC Dallas	U.S. Open Cup	Sea: Montero (40)
Sept. 4	FC Dallas	2-1 W	Tigres UNAL	Rio Grande Plate	Tig: Lobos (37) Dal: Luna (44), Jackson (46)
Sept. 10	New England	2-0 L	FC Dallas	MLS	NE: Joseph (14), Lekic (84)
Sept. 14	FC Dallas	1-1 D	Tauro FC	Champions League (2011 Group Stage)	Dal: Cruz (1) T&R: Moreno 41
Sept. 17	FC Dallas	1-0 L	New York Red Bulls	MLS	NY: Rogers (36)
Sept. 21	FC Dallas	2-0 L	Pumas UNAM	Champions League (2011 Group Stage)	UNAM: Aguirre (84), Irazola (90+)
Sept. 24	FC Dallas	1-0 L	Houston	MLS	Hou: Cameron (87)
Sept. 28	Tauro FC	5-3 L	FC Dallas	Champions League (2011 Group Stage)	T&R: Moreno (12), Gallardo (33), Sanchez (77), Sanchez (82), Sanchez 87. FCD: Benitez (23), Luna (85), Luna (90+)
Oct. 1	Colorado	1-0 L	FC Dallas	MLS	Col: Moor (25)
Oct. 12	Chicago	2-1 W	FC Dallas	MLS	Dal: Jackson (41), Cruz (52), Chi: Grazzini (85)
Oct. 15	FC Dallas	2-0 W	Vancouver Whitecaps	MLS	Dal: Chavez (35), Shea (54)
Oct. 18	FC Dallas	3-0 L	Toronto FC	Champions League (2011 Group Stage)	Tor: Kaeveerman (28), Plata (69), Plata (81)
Oct. 22	San Jose	4-2 L	FC Dallas	MLS	SJ: Dawkins (26), Baca (27), Wondolowski (34), Dawkins (38), Dal: John (46+), Luna (90)
Oct. 26	FC Dallas	2-0 L	New York Red Bulls	MLS Cup Playoffs	NY: Lindpere (61), Henry (98+)

2011 FC Dallas Lineups

2011 FC DALLAS MLS LINEUPS

vs. CHICAGO
March 19 – (Tie 1-1)
 GK Kevin Hartman
 LB Zach Loyd
 CB George John
 CB Brek Shea
 RB Jackson
 LM Eric Avila (Ugo Ihemelu 62)
 DCM Daniel Hernandez
 CM David Ferreira
 CM Eric Alexander (Andrew Jacobson 72)
 RM Marvin Chavez
 F Milton Rodriguez (Ruben Luna 65)

vs. SAN JOSE
March 26 – (Loss 2-0)
 GK Kevin Hartman
 LB Jair Benitez
 CB George John
 CB Zach Loyd
 RB Jackson
 LM Ricardo Villar (Fabian Castillo 57)
 DCM Daniel Hernandez
 CM David Ferreira
 CM Eric Alexander (Eric Avila 62)
 RM Marvin Chavez
 F Milton Rodriguez (Ruben Luna 74)

@ COLUMBUS
April 1 – (Loss 2-0)
 GK Kevin Hartman
 LB Jair Benitez
 CB George John
 CB Brek Shea
 RB Ugo Ihemelu
 LM Fabian Castillo (Milton Rodriguez 78)
 DCM Daniel Hernandez
 CM David Ferreira
 CM Jackson
 RM Marvin Chavez (Zach Loyd 78)
 F Ruben Luna

vs. COLORADO
April 8 – (Win 3-0)
 GK Kevin Hartman
 LB Brek Shea
 CB George John
 CB Ugo Ihemelu
 RB Zach Loyd
 LM Fabian Castillo
 DCM Daniel Hernandez
 CM David Ferreira
 CM Andrew Jacobson (Eric Alexander 70)
 RM Marvin Chavez (Eric Avila 30)
 F Milton Rodriguez (Ruben Luna 66)

@ PORTLAND
April 17 – (Loss 3-2)
 GK Kevin Hartman
 LB Brek Shea
 CB George John
 CB Ugo Ihemelu
 RB Zach Loyd (Jackson 60)
 LM Fabian Castillo
 DCM Daniel Hernandez
 CM David Ferreira
 CM A. Jacobson (Maykel Galindo 72)
 RM Marvin Chavez
 F Milton Rodriguez (Jair Benitez 64)

@ VANCOUVER
April 23 – (Win 2-1)
 GK Kevin Hartman
 LB Jair Benitez
 CB George John
 CB Ugo Ihemelu
 RB Jackson
 LM Brek Shea
 DCM Daniel Hernandez
 CM David Ferreira (Eric Avila 55)
 CM Andrew Jacobson
 RM Marvin Chavez (Eric Alexander 71)
 F Fabian Castillo (Milton Rodriguez 46)

vs. LA GALAXY
May 1 – (Win 2-1)
 GK Kevin Hartman
 LB Jair Benitez (Zach Loyd 36)
 CB George John
 CB Ugo Ihemelu
 RB Jackson
 LM Brek Shea
 DCM Daniel Hernandez
 CM Eric Avila (Ricardo Villar 69)
 CM Andrew Jacobson
 RM Marvin Chavez
 F Fabian Castillo (Eric Alexander 90)

@ D.C. UNITED
May 7 – (Draw 0-0)
 GK Kevin Hartman
 LB Brek Shea
 CB George John
 CB Ugo Ihemelu
 RB Zach Loyd
 LM Fabian Castillo (Bobby Warshaw 90)
 DCM Daniel Hernandez
 CM Eric Avila (Ruben Luna 76)
 CM Andrew Jacobson
 RM Marvin Chavez
 F Milton Rodriguez (Eric Alexander 46)

vs. TORONTO FC
May 11 – (Win 1-0)
 GK Kevin Hartman
 LB Zach Loyd
 CB George John
 CB Ugo Ihemelu
 RB Jackson
 LM Brek Shea
 DCM Daniel Hernandez
 CM Eric Alexander (Bruno Guarda 78)
 CM Andrew Jacobson
 RM Marvin Chavez (Bobby Warshaw 90)
 F Fabian Castillo (Ruben Luna 65)

vs. PHILADELPHIA
May 14 – (Win 2-0)
 GK Kevin Hartman
 LB Zach Loyd
 CB George John
 CB Ugo Ihemelu
 RB Jackson
 LM Brek Shea
 DCM Daniel Hernandez
 CM Eric Alexander (Bruno Guarda 85)
 CM A. Jacobson (Bobby Warshaw 83)
 RM Marvin Chavez
 F Fabian Castillo (Ruben Luna 67)

vs. REAL SALT LAKE
May 22 – (Draw 0-0)
 GK Kevin Hartman
 LB Zach Loyd
 CB George John
 CB Ugo Ihemelu
 RB Jackson (Bobby Warshaw 83)
 LM Brek Shea
 DCM Daniel Hernandez
 CM Eric Alexander (Eric Avila 77)
 CM Andrew Jacobson
 RM Marvin Chavez
 F Fabian Castillo (Ruben Luna 72)

@ SEATTLE
May 25 – (Win 1-0)
 GK Kevin Hartman
 LB Zach Loyd
 CB George John
 CB Ugo Ihemelu
 RB Jackson
 LM Brek Shea
 CM Daniel Hernandez
 CM Andrew Jacobson
 RM Eric Alexander (B. Warshaw 74)
 F Marvin Chavez (Ricardo Villar 89)
 F Fabian Castillo (Ruben Luna 64)

@ HOUSTON
May 28 – (Draw 2-2)
 GK Kevin Hartman
 LB Zach Loyd
 CB Bobby Warshaw
 CB Ugo Ihemelu
 RB Jackson (Jair Benitez 46)
 LM Brek Shea
 DCM Daniel Hernandez
 CM Andrew Jacobson
 RM Eric Alexander (M. Rodriguez 64)
 F Marvin Chavez
 F Fabian Castillo (Ricardo Villar 84)

vs. NEW ENGLAND
June 4 – (Win 1-0)
 GK Kevin Hartman
 LB Jair Benitez
 CB Ugo Ihemelu
 CB George John
 RB Zach Loyd
 LM Brek Shea
 DCM Daniel Hernandez
 CM Andrew Jacobson
 RM Eric Alexander (Milton Rodriguez 67)
 RM Marvin Chavez (Eric Avila 89)
 F Fabian Castillo (Bobby Warshaw 79)

vs. KANSAS CITY
June 12 – (Loss 4-1)
 GK Kevin Hartman
 LB Jair Benitez (Ruben Luna 74)
 CB Ugo Ihemelu
 CB George John
 RB Zach Loyd (Jackson 46)
 LM Brek Shea
 DCM Daniel Hernandez
 CM Andrew Jacobson
 RM Eric Alexander (M. Rodriguez 46)
 F Marvin Chavez
 F Fabian Castillo

@ CHIVAS USA
June 18 – (Win 2-1)
 GK Kevin Hartman
 LB Jair Benitez
 CB Ugo Ihemelu
 CB George John
 RB Zach Loyd
 LM Brek Shea
 CM Daniel Hernandez
 CM Eric Alexander (Bruno Guarda 78)
 RM Eric Alexander (Bobby Warshaw 68)
 F Marvin Chavez (Maykel Galindo 79)
 F Fabian Castillo (Jackson 72)

vs. PORTLAND
June 25 – (Win 4-0)
 GK Kevin Hartman
 LB Jair Benitez
 CB Ugo Ihemelu
 CB George John
 RB Zach Loyd
 LM Brek Shea
 CM Daniel Hernandez
 CM A. Jacobson (Bobby Warshaw 68)
 CM Eric Alexander (Eric Avila 76)
 RM Jackson
 F Marvin Chavez (Ruben Luna 78)

vs. COLUMBUS
July 2 – (Draw 2-0)
 GK Kevin Hartman
 LB Jair Benitez
 CB Ugo Ihemelu
 CB George John
 RB Jackson (Bobby Warshaw 90)
 LM Brek Shea
 DCM Daniel Hernandez
 CM Andrew Jacobson
 ACM Eric Alexander (Ricardo Villar 59)
 RM Jackson
 F Marvin Chavez (M. Rodriguez 82)

@ REAL SALT LAKE
July 9 – (Loss 2-0)
 GK Kevin Hartman
 LB Jair Benitez
 CB Ugo Ihemelu
 CB George John
 RB Zach Loyd
 LM Brek Shea
 CM Bobby Warshaw
 CM A. Jacobson (Ricardo Villar 30)
 ACM Eric Alexander (Eric Avila 60)
 RM Jackson
 F Marvin Chavez (M. Rodriguez 75)

vs. D.C. UNITED
July 16 – (Draw 0-0)
 GK Kevin Hartman
 LB Jair Benitez
 CB Ugo Ihemelu
 CB George John
 RB Zach Loyd
 LM Brek Shea
 DCM Daniel Hernandez
 CM Eric Alexander (Eric Avila 72)
 ACM Ricardo Villar (Bruno Guarda 61)
 RM Jackson
 F Marvin Chavez (M. Rodriguez 81)

@ TORONTO FC
July 20 – (Win 1-0)
 GK Kevin Hartman
 LB Jair Benitez
 CB Ugo Ihemelu
 CB George John
 RB Jackson
 LM Brek Shea
 CM Daniel Hernandez
 CM Eric Alexander (Bruno Guarda 71)
 ACM Eric Avila (Andrew Jacobson 63)
 RM Ricardo Villar (Bobby Warshaw 80)
 F Marvin Chavez

@ NEW YORK
July 23 – (Draw 2-2)
 GK Kevin Hartman
 LB Jair Benitez
 CB Ugo Ihemelu
 CB George John
 RB Zach Loyd
 LM Brek Shea
 DCM Daniel Hernandez
 CM Eric Alexander (A. Wiedeman 60)
 ACM Eric Avila (Bruno Guarda 46)
 RM Ricardo Villar (A. Jacobson 80)
 F Marvin Chavez

vs. CHIVAS USA
July 31 – (Win 1-0)
 GK Kevin Hartman
 LB Jair Benitez
 CB Ugo Ihemelu
 CB George John
 RB Zach Loyd (Jack Stewart 71)
 LM Brek Shea
 CM Bobby Warshaw (Jackson 56)
 CM Bruno Guarda
 ACM Ricardo Villar
 RM Marvin Chavez (E. Alexander 62)
 F Ruben Luna (M. Galindo 70)

@ LOS ANGELES
Aug. 6 – (Loss 3-1)
 GK Kevin Hartman
 LB Jair Benitez
 CB Ugo Ihemelu (B. Warshaw 89)
 CB George John
 RB Zach Loyd
 LM Brek Shea
 CM Daniel Hernandez
 CM Bruno Guarda (Daniel Cruz 72)
 CM Ricardo Villar
 RM Marvin Chavez
 F Maicon Santos (E. Alexander 79)

@ PHILADELPHIA
Aug. 11 – (Draw 2-2)
 GK Kevin Hartman
 LB Jair Benitez
 CB Ugo Ihemelu
 CB George John
 RB Zach Loyd
 LM Brek Shea
 CM Daniel Hernandez (Jackson 67)
 CM Bruno Guarda (Daniel Cruz 71)
 CM Ricardo Villar
 RM Marvin Chavez (A. Jacobson 82)
 F Maicon Santos

vs. SEATTLE
Aug. 20 – (Loss 1-0)
 GK Kevin Hartman
 LB Jair Benitez
 CB Ugo Ihemelu
 CB George John
 RB Zach Loyd (Jeremy Hall 24)
 LM Brek Shea
 CM Daniel Hernandez (B. Guarda 81)
 CM Daniel Cruz
 ACM Ricardo Villar
 RM Marvin Chavez
 F Maicon Santos

@ KANSAS CITY
Aug. 27 – (Win 3-2)
 GK Kevin Hartman
 LB Jair Benitez (Ruben Luna 79)
 CB Ugo Ihemelu
 CB Andrew Jacobson
 RB Jeremy Hall
 LM Brek Shea
 DCM Daniel Hernandez
 CM Bruno Guarda (Jackson 61)
 ACM Ricardo Villar
 RM Marvin Chavez (B. Warshaw 68)
 F Maicon Santos

@ NEW ENGLAND
Sept. 10 – (Loss 2-0)
 GK Kevin Hartman
 LB Jair Benitez (M. Galindo 80)
 RB George John
 CB Andrew Jacobson
 RB Zach Loyd
 LM Brek Shea (J. Hall 46)
 CM Daniel Hernandez
 CM Daniel Cruz (R. Luna 69)
 ACM Ricardo Villar
 CM Jackson
 F Maicon Santos

vs. NEW YORK
Sept. 17 – (Loss 1-0)
 GK Kevin Hartman
 LB Jair Benitez
 CB George John
 CB Ugo Ihemelu
 RB Zach Loyd (B. Warshaw 81)
 LM Ricardo Villar
 DCM Daniel Hernandez
 CM A. Jacobson (M. Galindo 65)
 ACM Daniel Cruz (F. Castillo 53)
 RM Jackson
 F Maicon Santos

vs. HOUSTON
Sept. 24 – (Loss 1-0)
 GK Kevin Hartman
 LB Jair Benitez
 CB George John
 CB Ugo Ihemelu
 RB Zach Loyd (Jack Stewart 71)
 LM Brek Shea
 CM Daniel Hernandez
 CM Andrew Jacobson
 ACM Ricardo Villar (D. Cruz 53)
 RM Jackson
 M. Santos (M. Chavez 46)

@ COLORADO
Oct. 1 – (Loss 3-0)
 GK Kevin Hartman
 LB Jair Benitez
 CB George John
 CB Ugo Ihemelu
 RB Zach Loyd
 LM Brek Shea
 CM Daniel Hernandez
 CM A. Jacobson (R. Villar 31)
 RM Marvin Chavez
 F Jackson (Daniel Cruz 35)
 F Maicon Santos (F. Castillo 67)

@ CHICAGO
Oct. 12 – (Win 2-1)
 GK Kevin Hartman
 LB Jair Benitez
 CB George John
 CB Ugo Ihemelu
 RB Zach Loyd
 LM Fabian Castillo (Brek Shea 63)
 CM Daniel Hernandez (Jackson 67)
 CM Andrew Jacobson
 CM Ricardo Villar (M. Santos 89)
 RM Marvin Chavez
 F Jackson

vs. VANCOUVER
Oct. 15 – (Win 2-0)
 GK Kevin Hartman
 LB Jair Benitez
 CB George John
 CB Ugo Ihemelu
 RB Zach Loyd
 LM Brek Shea
 CM Daniel Cruz (F. Castillo 70)
 CM Daniel Hernandez
 CM Ricardo Villar
 RM M. Chavez (A. Jacobson 70)
 F Jackson (Maicon Santos 79)

@ SAN JOSE
Oct. 22 – (Loss 4-2)
 GK Chris Seitz
 LB Jair Benitez
 CB George John
 CB Jack Stewart
 RB Jeremy Hall
 LM Fabian Castillo
 CM Daniel Cruz (Victor Ulloa 81)
 CM Bruno Guarda
 CM Bobby Warshaw
 RM M. Galindo (A. Wiedeman 62)
 F M. Santos (Ruben Luna 73)

2011 Game Summaries

MARCH 19 VS. Chicago | D 1-1
MLS GAME 1 | DAL 0-0-1

FRISCO, TX | PIZZA HUT PARK

DAL: Hartman, Goncalves, John, Shea, Loyd, Chavez, Alexander (Jacobson 72), Hernandez, Avila (Ihemelu 62), Ferreira, Rodriguez (Luna 65). **CHI:** Johnson, Ristic (Nyarko 42), Anibaba, Mikulic, Gibbs, Pause, Pappa, Segares, Videira (Husidic 62), Puerari, Chaves (Barouch 75)

FCD opened the 2012 season at home playing to a 1-1 draw with their rival, the Chicago Fire. Both teams got on the board early. Chicago scored on a Diego Chaves goal after he tapped a Kevin Hartmen rebound into the back of the net during the 17th minute. FCD came right back and scored in the 19th minute. Zach Loyd attacked down the left side and successfully guided a low cross to Milton Rodriguez who back-heeled the pass past Johnson tying the game at 1-1. In the 55th minute controversy came in form of a red card issued to new center back, Brek Shea. A loose touch found Shea alone with the Fire's Uruguayan striker, Gaston Puerari. The two became entangled and Puerari went to the ground. Referee Terry Vaughn did not hesitate and showed Shea a straight red card, forcing FC Dallas to 10 men for the remaining 35 minutes. After Shea's red card, the flow of the game became more physical with each team exchanging a series of yellow cards. In all, seven total cards were issued in the match. Chicago would have the remaining scoring opportunities, but failed to capitalize as the teams settled for a 1-1 draw. The Brimstone Cup rivals will meet again to decide the 2011 series on Wednesday, October 12 at Toyota Park.

SCORING SUMMARY

CHI -- Diego Chaves 1 (Sean Johnson 1, Michael Videira 1) 17
 DAL -- Milton Rodriguez 1 (Zach Loyd 1) 19

MISCONDUCT SUMMARY

CHI -- Cory Gibbs (caution; Tactical Foul) 30
 DAL -- Jackson Goncalves (caution; Unsporting Behavior) 35
 DAL -- Daniel Hernandez (caution; Reckless Tackle) 36
 DAL -- Brek Shea (ejection; Denied Goal Scoring Opportunity) 55
 CHI -- Micheal Videira (caution; Unsporting Behavior) 59
 CHI -- Josip Mikulic (caution; Unsporting Behavior) 71
 CHI -- Gonzalo Segares (caution; Reckless Tackle) 78

GAME STATS

	CHI	DAL
Total shots	7	13
Shots on Goal	2	6
Fouls	10	17
Offsides	3	1
Corner Kicks	3	5
Saves	5	1

Referee: Terry Vaughn
 Referee's Assistants: George Gansner; Adam Wienckowski
 4th Official: Elias Bazakos
 Time of Game: 1:54
 Attendance: 20,145
 Weather: Partly Cloudy, 81 degrees

MARCH 23 @ TIGRES UANL | L 1-2
RIO GRANDE PLATE | FIRST LEG

MONTERREY, MX | ESTADIO OLÍMPICO UNIVERSITARIO

DAL: Seitz (Lambo 46), Benitez, Shea (John 88), Ihemelu (trialist 46), Loyd, Hernandez (Guarda 46), Avila (Warshaw 46), Villar, Jacobson, Alexander (Wiedeman 46), Luna (Marosevic 72) **TIG:** Saucedo, Junior, Ayala, Molina, Veron, Sancho, Acuna, Ochoa, Rivas, Trujillo (Duenas 77), Acosta

FCD lost a heartbreaker in Monterrey and failed to capture the Rio Grande Plate, which they have not won since 2006. The Tigres came out strong and possessed the ball for much of the first half. They capitalized in the 14th minute when left flank, Alberto Acosta took a free kick that was redirected by Carlos Ochoa for the goal off the inside of the far post past goalkeeper Chris Seitz. FCD got on the board in the 53rd minute following a spectacular goal by Andrew Wiedman. Accepting a pass from Jacobson, Wiedman cut hard to the inside and let a rocket go from 35-yards. The rising line drive to the back post caught goalkeeper, Cirilo Saucedo off guard and whizzed past his outstretched hand and into the far side netting. FC Dallas continued to win the midfield battle through the 76th minute, but not much further. A quick Tigres counter-attack ushered the ball wide to Acosta, who whipped a precise shot to the far post. Acuna got the better angle on his marker and roofed a one-touch finish past goalkeeper Josh Lambo, who was a second away from smothering the shot just as the three players came together. The Acuna goal in the 82nd minute sealed the victory for the hometown Tigres. This was the first leg of the 2011 Rio Grande Plate. The two teams will square off again on September 3 in Frisco where FCD will look to end its losing streak to the Tigres.

SCORING SUMMARY

TIG -- Carlos Ochoa (Alberto Acosta) 14
 DAL -- Andrew Wiedman (Andrew Jacobson) 53
 TIG -- Francisco Acuna (Acosta) 82

MISCONDUCT SUMMARY

DAL -- Andrew Jacobson (caution, dissent) 69

MARCH 26 VS. SAN JOSE | L 0-2
MLS GAME 2 | DAL 0-1-1

FRISCO, TX | PIZZA HUT PARK

DAL -- Hartman, Loyd, John, Jackson (Luna 74), Benitez, Chavez, Alexander (Avila 62), Hernandez, Villar (Castillo 57), Rodriguez, Ferreira SJ -- Busch, Leitch, Hernandez, McDonald, Corrales (Ring 89), Gjertsen (McLoughlin 73), Cronin, Dawkins (Opara 83), Convey, Wondolowski, Johnson

FCD's Colombian striker, Fabián Castillo made his highly anticipated MLS debut in the 57th minute of the 2-0 loss to the San Jose Earthquakes. The Earthquakes got on the board quick in the 5th minute with a skillful play from forward, Chris Wondolowski. Wondolowski took a Chris Leitch pass off the chest and put it past Kevin Hartman with a left-footed shot that slipped right past a diving Hartman. FCD countered with a scoring chance that came in the form of a Marvin Chavez cross that went untouched just in front of the San Jose net. It wouldn't be long until Wondolowski would strike again. In the 23rd minute, Joey Gjertsen got inside the FCD 18-yard box and crossed the ball to Wondolowski who connected with a header for his second goal of the game. FCD conceded two goals in first half for first time since September 12, 2009, and was unable to make a comeback. FCD did not have a shot on goal, until the second half when in the 55th minute goalkeeper, Jon Busch with a diving save, deflected Milton Rodriguez's shot. Castillo made his first MLS appearance soon after that and made a skillful cross to the far post, but a Rodriguez header deposited the cross several feet above the crossbar. FCD pulled one back close to the 90 minute mark, but Busch kept the shutout intact with his 5th save of the night.

SCORING SUMMARY

SJ -- Chris Wondolowski 1 (Chris Leitch 1) 5
 SJ -- Chris Wondolowski 2 (Joey Gjertsen 1, Chris Leitch 2) 23

MISCONDUCT SUMMARY

Referee: Ricardo Salazar
 Referee's Assistants: Peter Manikowski; Mike Kampmeiert
 4th Official: Armando Villarreal
 Time of Game: 1:50
 Attendance: 11,022
 Weather: Clear, 68 degrees

GAME STATS

	SJ	DAL
Total shots	3	10
Shots on Goal	2	5
Fouls	9	6
Offsides	5	6
Corner Kicks	1	8
Saves	5	0

2011 Game Summaries

APRIL 1 @ COLUMBUS | L 2-0

COLUMBUS, OH. | CREW STADIUM

MLS GAME 3 | DAL 0-2-1

DAL: Hartman, Ihemelu, Shea, John, Benitez, Chavez (Loyd 78), Hernandez, Goncalves, Castillo (Rodriguez 78), Ferreira, Luna CLB: Hesmer, Miranda, James, Marshall, Balchan, Gaven, Rusmir (Renteria 46), Burns, Rogers, Ekpo (Duka 85), Mendoza (Cunningham 61)

The Columbus Crew proved to be too much for FCD to handle in their third MLS game of the year, losing by a count of 2-0. FCD was forced to adjust their game plan when midfielder Jackson Goncalves received two cautions in consecutive minutes, resulting in an automatic ejection in the 33rd minute. The Goncalves red card was the second for FCD in three games (Brek Shea was ejected in the opener). The Crew came out on the attack to begin the second half and scored in the 44th minute on a penalty kick by Andres Mendoza. However, FCD fought hard to make up for the one-man disadvantage and nearly scored on a Jair Benitez free kick from 19 yards out in the 56th minute. Keeper, William Hesmer, who finished with seven saves for his second straight shutout, deflected the kick out of the net. Former FCD player, Jeff Cunningham subbed into the game in the 61st minute and had a scoring opportunity in the 62nd minute that went just wide of the net. Eddie Gaven capped the Crew's victory with a goal in the 91st minute being assisted off a feed from midfielder Robbie Rogers. FCD dropped their third straight game and their second straight MLS game leaving them with 0-2-1 record to being the 2011 season.

SCORING SUMMARY

CLB -- Andres Mendoza 1 (penalty kick) 54
CLB -- Eddie Gaven 1 (Robbie Rogers 1) 91+

MISCONDUCT SUMMARY

CLB -- Emmanuel Ekpo (caution; Reckless Foul) 20
DAL -- Jackson Goncalves (caution; Reckless Foul) 32
DAL -- Jackson Goncalves (caution; Reckless Tackle) 33
DAL -- Jackson Goncalves (ejection; Second Caution) 33
CLB -- Dejan Rusmir (caution; Reckless Foul) 42
CLB -- Kevin Burns (caution; Reckless Tackle) 88

GAME STATS

	CLB	DAL
Total shots	17	11
Shots on Goal	5	7
Fouls	16	10
Offsides	4	2
Corner Kicks	5	2
Saves	7	3

Referee: Jair Marrufo
Referee's Assistants: C.J. Morgante; Corey Rockwell
4th Official: Jasen Anno
Weather: Cloudy and 48 degrees
Attendance: 14,549

APRIL 8 VS. COLORADO | W 3-0

FRISCO, TX | PIZZA HUT PARK

MLS GAME 4 | DAL 1-2-1

DAL: Hartman, Loyd, Ihemelu, John, Shea, Chavez (Avila 30), Ferreira, Hernandez, Jacobson (Alexander 70), Castillo, Rodriguez (Luna 66) COL: Pickens, Kimura, Wynne, Moor, Wallace (Marshall 63), Nane, Larentowicz, Smith, Nyassi (Mullan 46), Cummings, Folan (Amarikwa 61)

FC Dallas captured their first win of the 2011 season in a 3-0 shutout against the Colorado Rapids. Colorado entered the match with an impressive score differential of eight to two in their first three games. Former Rapid, Ugo Ihemelu broke the tie in the 26th minute after tapping in a short goal following a David Ferreira corner kick that was centered by winger, Marvin Chavez. Dallas controlled possession and limited the Rapid's opportunities with a solid defensive effort. However, they maintained their aggressive offensive attack with two David Ferreira goals in the 40th and 46th minutes respectively. Ferreira's second goal, coming in the first minute of the second half, proved to be more than enough insurance as the Rapids would have limited opportunities to get on the scoreboard. One chance came with 17 minutes left in the game. A Quincy Amarikwa header attempt went wide of the net and the fate of the Rapids was sealed. FCD came away victorious for the first time this season.

SCORING SUMMARY

DAL -- Ugo Ihemelu 1 (Marvin Chavez 1) 26
DAL -- David Ferreira 1 (Fabian Castillo) 40
DAL -- David Ferreira 2 (Eric Avila, Daniel Hernandez 1) 46

MISCONDUCT SUMMARY

DAL -- Andrew Jacobson (caution; Reckless Tackle) 13
COL -- Sanna Nyassi (caution; Persistent Infringement) 19
COL -- Caleb Folan (caution; Reckless Foul) 33
COL -- Anthony Wallace (caution; Reckless Tackle) 52
COL -- Omar Cummings (caution; Reckless Foul) 81
COL -- Drew Moor (caution; Reckless Tackle) 84
DAL -- Daniel Hernandez (caution; Dissent) 90

GAME STATS

	COL	DAL
Total shots	5	16
Shots on Goal	1	10
Fouls	17	8
Offsides	2	1
Corner Kicks	0	5
Saves	7	1

Referee: Paul Ward
Referee's Assistants: Joe Fletcher; Anthony Vasoli
4th Official: Armando Villarreal
Weather: Clear and 86 degrees
Attendance: 12,261

APRIL 17 @ PORTLAND | L 3-2

PORTLAND, OR | JELD-WEN FIELD

MLS GAME 5 | DAL 1-3-1

DAL: Hartman, Loyd (Jackson 60), John, Ihemelu, Shea, Chavez, Hernandez, Jacobson (Galindo 72), Castillo, Ferreira, Rodriguez (Benitez 64) POR: Gleeson, Purdy, Brunner, Danso, Wallace, Hall (Nagbe 65), Jewsbury, Marcelin, Alhassan (Zizzo 72), Cooper, Perlaza (Johnson 77)

A furious second-half rally by FC Dallas fell just short as the team dropped a 3-2 decision at JELD-WEN Field in Portland. The Timbers first got on the board in the 13th minute, when a Jack Jewsbury shot ricocheted off the post and goalkeeper Kevin Hartman and into the net. Jewsbury would add an assist in the 34th minute, when his corner kick found the head of Kenny Cooper, who placed the ball just beyond the reach of Hartman. The Timbers would add their third goal in the 55th minute, when midfielder Kalif Alhassan slipped between four defenders and poked the ball to Rodney Wallace, who slotted the ball past Hartman from close range. FCD finally finished an opportunity in the 83rd minute, when David Ferreira slid onto a pass from Brek Shea and directed the ball past goalkeeper Jake Gleeson. Less than two minutes later, Ferreira and Shea combined again to narrow the lead. The Colombian sent a chipped pass over the defense and into the path of a streaking Shea, who got onto the end of the pass to beat Gleeson. FCD nearly equalized in the last minute of stoppage time, but Ferreira's volley from inside the area was tipped by Gleeson and firmly struck the upright.

SCORING SUMMARY

POR -- Jack Jewsbury 2 (Kalif Alhassan 2) 13
POR -- Kenny Cooper 2 (Jack Jewsbury 1) 35
POR -- Rodney Wallace 2 (Kalif Alhassan 3) 55
DAL -- David Ferreira 3 (Brek Shea 1) 83
DAL -- Brek Shea 1 (David Ferreira 1) 86

MISCONDUCT SUMMARY

POR -- Rodney Wallace (caution; Reckless Tackle) 15
DAL -- Marvin Chavez (caution; Reckless Tackle) 40
POR -- Kenny Cooper (caution; Delaying a Restart) 79
POR -- Eddie Johnson (caution; Reckless Tackle) 80

GAME STATS

	POR	DAL
Total shots	9	8
Shots on Goal	5	5
Fouls	10	9
Offsides	9	6
Corner Kicks	3	6
Saves	4	2

Referee: Mark Geiger
Referee's Assistants: Peter Manikowski; Claudio Badea
4th Official: Landis Wiley
Attendance: 18,627
Weather: Sunny, 50 degrees

2011 Game Summaries

APRIL 23 @ VANCOUVER | W 2-1

VANCOUVER, B.C. | EMPIRE FIELD

MLS GAME 6 | DAL 2-3-1

DAL: Hartman, Ihemelu, Jackson, John, Benitez, Chavez (Alexander 71), Castillo (Rodriguez 46), Hernandez, Jacobson, Shea, Ferreira (Avila 55) VAN: Nolly, Leathers, Boxall, Rochat, Wagner, Knight (Khalfan 61), Dunfield, Brovsky (Harmse 77), Chiumiento (Salgado 84), Camilo, Hassli

FC Dallas rallied in the second-half without an injured David Ferreira to top Vancouver 2-1 at Empire Field. Dallas had an early opportunity in the second minute, when Brek Shea laid the ball off for Andrew Jacobson, whose shot was cleared by a sliding Alain Rochat. The Whitecaps took the lead in the 25th minute, when Davide Chiumiento sent a cross in for Rochat, who headed it home past Kevin Hartman for the lead. The visitors nearly equalized two minutes later when a hand ball was called in the box, but Ferreira shanked the penalty wide-left of the goal. The game changed five minutes after half time, when Ferreira left the game after a hard challenge by Jonathan Leathers. The injury would later be diagnosed as a fractured ankle. But FCD quickly responded as Jackson flicked a corner to the back post, where George John was waiting to head it past keeper Jay Nolly. Dallas scored the game winner in the 83rd minute, when a Jair Benitez cross was deflected to the feet of second-half substitute Eric Avila. The forward fired a low shot with his right foot, beating Nolly to the back post for the lead.

SCORING SUMMARY

VAN -- Alain Rochat 1 (Davide Chiumiento 5, Jeb Brovsky 1) 25

DAL -- George John 1 (Jackson 1, Marvin Chavez 2) 53

DAL -- Eric Avila 1 (Milton Rodriguez 1, Jair Benitez 1) 83

GAME STATS

	VAN	DAL
Total shots	7	12
Shots on Goal	2	4
Fouls	22	14
Offsides	3	5
Corner Kicks	3	4
Saves	2	1

MISCONDUCT SUMMARY

DAL -- Ugo Ihemelu (caution; Reckless Tackle) 30

DAL -- Andrew Jacobson (caution; Reckless Foul) 66

VAN -- Eric Hassli (caution; Tactical Foul) 80

Referee: Juan Guzman

Referee's Assistant: Fabio Tovar; Ian Anderson

4th Official: Baldomero Toledo

Time of Game: 1:53

Attendance: 21,000

Weather: Sunny, 61 degrees

MAY 1 VS. LOS ANGELES | W 2-1

FRISCO, TX | PIZZA HUT PARK

MLS GAME 7 | DAL 3-3-1

DAL: Hartman, Jackson, John, Ihemelu, Benitez (Lloyd 36), Avila (Villar 69), Hernandez, Jacobson, Shea, Castillo (Alexander 89), Chavez LA: Ricketts, Franklin, DeLaGarza, Gonzalez, Dunivant, Beckham (Birchall 83), Donovan, Juninho, Magee (Cardozo 72), Angel (Kirovski 83), Barrett

Brek Shea scored the game-winner with minutes left to play in a weather delayed match against the Los Angeles Galaxy. Neither side found a rhythm in the opening half, though both teams had opportunities. Marvin Chavez took a quick throw in behind the LA defense in the 16th minute, firing a shot towards the near post that was punched away by Donovan Ricketts. The subsequent corner found the head of defender George John, but again Ricketts made a diving save. LA had an opportunity when David Beckham played a service into the penalty area for Donovan, but Kevin Hartman came off his line to gather the ball. Jair Benitez, who was defending on the play, collided with Hartman and left the game with a knee injury. FCD broke through in the 47th minute, when Andrew Jacobson flicked a ball to Fabian Castillo. The Colombian hit a one-time volley to the far post to collect his first career MLS goal. The Galaxy responded just five minutes later, when Juninho played a ball to the back post for Donovan, who slid past defender Zach Lloyd to deflect the ball into the net. With a few minutes remaining, lightning forced both teams to the locker rooms for an hour. Upon returning, Brek Shea played a left-footed cross from the left side that floated over the head of Ricketts and into the far side of the net.

SCORING SUMMARY

DAL -- Fabian Castillo 1 (Andrew Jacobson 1, Jackson 2) 47

LA -- Landon Donovan 3 (Juninho 1, Juan Pablo Angel 2) 51

DAL -- Brek Shea 2 (Zach Lloyd 2) 88

GAME STATS

	DAL	LA
Total shots	9	9
Shots on Goal	5	4
Fouls	9	9
Offsides	3	2
Corner Kicks	5	11
Saves	2	3

MISCONDUCT SUMMARY

LA -- Juninho (caution; Reckless Foul) 55

Referee: Alex Prus

Referee's Assistant: Rob Fereday; Adam Garner

4th Official: Allen Chapman

Time of Game: 3:00

Attendance: 21,867

Weather: Rain, 49 degrees

MAY 7 @ DC UNITED | D 0-0

WASHINGTON, DC | RFK STADIUM

MLS GAME 8 | DAL 3-3-2

DAL: Hartman, Shea, John, Ihemelu, Lloyd, Chavez, Hernandez, Jacobson, Avila (Luna 76), Castillo (Warshaw 90), Rodriguez (Alexander 46) DC: Hamid, Kitchen, White, Jakovic, Woolard, Najar (Quaranta 72), King, McCarty, Pontius (Fred 81), Davies, Ngwenya (Wolff 54)

With neither team able to breakthrough, FC Dallas and DC United played to a scoreless draw at RFK Stadium. DC came close to a score in the eighth minute when Brek Shea's failed clearance landed at the feet of Charlie Davies. But the forwards first touch got away from him, allowing Kevin Hartman to come off his line for the save. The rebound fell at the feet of Andy Najar, who fired a shot towards net that was kept out by the foot of defender Ugo Ihemelu. United continued to dominate possession in the second half, but was unable to connect in the final third. Long distance attempts by Dax McCarty and Najar never found the net. Dallas' chances were also limited, as keeper Bill Hamid steered away long attempts by Shea and Andrew Jacobson. The best scoring opportunity of the game came in the 89th minute for United. Josh Wolff collected a long ball at the edge of the box before sending in a cross to the back post. Fred, alone in front of the net, played a header towards goal that was steered wide by a lunging Hartman. Milton Rodriguez and Eric Alexander split time at forward for FCD, but neither recorded a hot on goal.

SCORING SUMMARY

MISCONDUCT SUMMARY

DAL -- George John (caution; Tactical Foul) 59

DC -- Fred (caution; Reckless Tackle) 82

GAME STATS

	DC	DAL
Total shots	8	6
Shots on Goal	5	2
Fouls	11	11
Offsides	0	1
Corner Kicks	5	5
Saves	2	3

Referee: Baldomero Toledo

Referee's Assistant: Kevin Duliba; Rob Fereday

4th Official: Alejandro Mariscal

Time of Game: 1:49

Attendance: 11,504

Weather: Partly cloudy, 67 degrees

2011 Game Summaries

MAY 11 VS. TORONTO FC | W 1-0

FRISCO, TX | PIZZA HUT PARK

MLS GAME 9 | DAL 4-3-2

DAL: Hartman, Jackson, John, Ihemelu, Loyd, Chavez (Warshaw 89), Alexander (Guarda 78), Hernandez, Jacobson, Shea, Castillo (Luna 65) TOR: Frei, Eckersley, Williams, Cann, Borman, Tchani, de Guzman, Peterson, Soolsma (Santos 58), Stevanovic (Yourassowsky 71), Plata (Martina 50)

FC Dallas used a first half penalty kick from captain Daniel Hernandez to defeat Toronto FC 1-0 at Pizza Hut Park. Toronto had the first attempt at goal, a strike from the top of the box from Alen Steranovic in the seventh minute. But Kevin Hartman easily collected the shot, and the Dallas' attack began to stretch the Toronto defense. In the 31st minute, TFC nearly gifted a goal to FCD, as Toronto defender Danleigh Borman nearly netted a Brek Shea cross after slipping on the wet field. The breakthrough came in the 44th minute, after TFC center back Adrian Cann was whistled for pulling down defender George John on a set piece. Hernandez calmly stroked the penalty to the left side, beating keeper Stefan Frei for his first MLS goal since 2002. Seeking an equalizer, Toronto brought in Javier Martina to provide more offensive spark. But in the 73rd minute, FCD nearly extended their lead, as Hernandez flicked a ball to Chavez, who was stopped by Frei in a one-on-one situation. Toronto's lone opportunity came just two minutes later, as Javier Martina sprinted down the right sideline in a two-on-one situation. Martina went to the ground looking for a penalty on a challenge by Jackson, but the official issued a yellow to Martina for diving.

SCORING SUMMARY

DAL -- Daniel Hernandez 1 (penalty kick) 48+

MISCONDUCT SUMMARY

TOR -- Richard Eckersley (caution; Reckless Tackle) 36
TOR -- Javier Martina (caution; Simulation) 75
TOR -- Danleigh Borman (caution; Reckless Tackle) 79
DAL -- Ruben Luna (caution; Simulation) 90

GAME STATS

	DAL	TFC
Total shots	9	9
Shots on Goal	3	7
Fouls	11	15
Offsides	2	2
Corner Kicks	10	2
Saves	7	2

Referee: Yader Reyes
Referee's Assistant: Chris Strickland; Adam Garner
4th Official: Allen Chapman
Time of Game: 1:56
Attendance: 8,145
Weather: Rain, 64 degrees

MAY 14 VS. PHILADELPHIA | W 2-0

FRISCO, TX | PIZZA HUT PARK

MLS GAME 10 | DAL 5-3-2

DAL: Hartman, Jackson, John, Hernandez, Ihemelu, Loyd, Chavez, Alexander (Guarda 89), Jacobson (Warshaw 83), Shea, Castillo (Luna 67) PHI: Mondragon, Williams, Califf, Valdes, Harvey, Torres (Daniel 73), Mapp (Ruiz 46), Okugo, Carroll (McInerney 46), Le Toux, Mwanga

The FC Dallas unbeaten streak reached five with a 2-0 win over the visiting Philadelphia Union. Fresh off signing a contract extension that will keep him in Dallas through 2015, midfielder Brek Shea scored the game winner in the first half. Fabian Castillo beat his defender on the right side before sending a grounded cross that Shea directed into the net. FCD again used their speed on the flank to expose the Union in the 43rd minute. Defender Jackson got free on the right flank, sending a cross into the area for Castillo. Between two defenders, the Colombian played an easy header past Faryd Mondragon for the 2-0 lead. Former FCD striker Carlos Ruiz came on in the second half to add to the Union attack, but the team was unable to break down the Dallas defense. Keeper Kevin Hartman made an easy save in the 72nd minute on a Danny Mwanga shot from distance, but the shot would be the only one on frame for the Union. With the shutout, FCD extended their shutout streak to 309 minutes. "We got six points from two games and I decided to stay here in Dallas," said Shea after the game. "The team did great tonight, we didn't always play good soccer but we sacrificed and worked hard."

SCORING SUMMARY

DAL -- Brek Shea 3 (Fabian Castillo 2) 29
DAL -- Fabian Castillo 2 (Jackson 2, Marvin Chavez 3) 43

MISCONDUCT SUMMARY

PHI -- Danny Mwanga (caution; Reckless Tackle) 10
PHI -- Brian Carroll (caution; Reckless Tackle) 34

GAME STATS

	DAL	PHI
Total shots	11	5
Shots on Goal	5	1
Fouls	11	15
Offsides	4	3
Corner Kicks	4	5
Saves	1	4

Referee: Jasen Anno
Referee's Assistant: Chris Strickland; Frank Anderson
4th Official: Armando Villarreal
Time of Game: 1:51
Attendance: 12,109
Weather: Clear, 70 degrees

MAY 22 VS. REAL SALT LAKE | D 0-0

FRISCO, TX | PIZZA HUT PARK

MLS GAME 11 | DAL 5-3-3

DAL: Hartman, Jackson (Warshaw 83), Ihemelu, John, Loyd, Alexander (Avila 77), Hernandez, Jacobson, Shea, Castillo (Luna 72), Chavez RSL: Rimando, Beltran, Olave, Borchers, Wingert, Grabavoy, Beckerman, Williams (Warner 72), Johnson, Alvarez (Alexandre 81), Saborio

In a battle between two of the three top teams in the Western Conference, FC Dallas and Real Salt Lake played to a scoreless draw in a rain-delayed match at Pizza Hut Park. FCD extended their shutout streak to 399 minutes. RSL appeared to get on the board in the 21st minute when RSL midfielder Will Johnson played a cross into the FCD box for Alvaro Saborio. All alone near the six yard box, the forward headed the ball past Kevin Hartman, but was quickly ruled offside by the sideline referee. FCD responded just four minutes later, testing keeper Nick Rimando. Marvin Chavez created space on the right side, sending a ball to the top of the 18 for George John. The defender poked the ball with his left foot towards goal, but Rimando made a diving save to keep it scoreless. A one hour and 52 minute rain delay began in the 83rd minute, but neither team could find the net after the restart. With the draw, RSL recorded their first point at Pizza Hut Park in nine visits. "It's been a while since we have gotten the strike force working together, but I thought the boys really did everything we did in practice this week," said Hyndman following the game.

SCORING SUMMARY

MISCONDUCT SUMMARY

RSL -- Chris Wingert (caution; Reckless Tackle) 44
DAL -- Andrew Jacobson (caution; Persistent Infringement) 53
RSL -- Kyle Beckerman (caution; Reckless Tackle) 58
RSL -- Ned Grabavoy (caution; Reckless Foul) 61

GAME STATS

	DAL	RSL
Total shots	9	3
Shots on Goal	3	2
Fouls	17	13
Offsides	0	4
Corner Kicks	4	4
Saves	2	3

Referee: David Gantar
Referee's Assistant: Claudio Badea; Eric Boria
4th Official: Matthew Foerster
Time of Game: 3:43
Attendance: 10,550
Weather: Cloudy, 90 degrees

2011 Game Summaries

MAY 25 @ SEATTLE | W 1-0

SEATTLE, WA | QWEST FIELD

MLS GAME 12 | DAL 6-3-3

DAL: Hartman, Ihemelu, John, Loyd, Shea, Alexander (Warshaw 74), Jacobson, Hernandez, Castillo (Luna 64), Jackson, Chavez (Villar 89) SEA: Keller, Scott, Parke, Hurtado, Gonzalez, Friberg, Alonso, Rosales (Neagle 83), Fernandez (Levesque 64), Montero (Jaqua 75), Fucito

Brek Shea continued his scoring tear and the FCD defense held strong in a 1-0 road-win over Seattle at Qwest Field. The FCD defense extended their shutout streak to a club-record 489 minutes. FCD scored the game winner in the 18th minute, when midfielder Andrew Jacobson found Brek Shea on a vertical run through the Seattle defense. With his first touch, Shea played a left-footed shot to the far post past a charging Kasey Keller for the 1-0 lead. Less than a minute later, the home side nearly found the equalizer, but Mike Fucito's attempt at goal was cleared at the goal line by the head of Zach Loyd. Seattle had another opportunity in the 42nd minute, but a Mauro Rosales shot from close range found the chest of keeper Kevin Hartman. Seattle continued to pressure FCD in the second half, while the visiting side looked dangerous on the counter. The Sounder's managed 19 attempts at goal, but Hartman was up to the task each time. In the 64th minute, Fucito fired a shot from the top of the box, but Hartman tipped the shot over the crossbar. Seattle made a total of three attacking substitutions, but could not break the FCD defense in the second half.

SCORING SUMMARY

DAL -- Brek Shea 4 (Andrew Jacobson 2) 18

GAME STATS

	SEA	DAL
Total shots	13	7
Shots on Goal	5	2
Fouls	4	12
Offsides	5	2
Corner Kicks	9	2
Saves	1	4

MISCONDUCT SUMMARY

DAL -- George John (caution; Delaying a Restart) 44
SEA -- Zach Scott (caution; Unsporting Behavior) 82

Referee: Baldomero Toledo
Referee's Assistant: Craig Lowry; Kevin Duliba
4th Official: Juan Guzman
Attendance: 36,026
Weather: Rainy, 54 degrees

MAY 28 @ HOUSTON | D 2-2

HOUSTON, TX | ROBERTSON STADIUM

MLS GAME 13 | DAL 6-3-4

DAL: Hartman, Jackson (Benitez 46), Ihemelu, Warshaw, Loyd, Alexander (Rodriguez 64), Hernandez, Jacobson, Shea, Chavez, Castillo (Villar 84) HOU: Hall, Sarkodie, Hainault, Taylor (Dixon 84), Chabala, Watson (Clark 66), Cameron, Palmer, Davis, Weaver, Bruin (Koke 75)

Though down a man, the Houston Dynamo scored a late equalizer to salvage a 2-2 tie versus visiting rivals FC Dallas. FCD opened the scoring against the run of play in the 27th minute. Fabian Castillo fired a shot from 20 yards out that took a hard ricochet off the crossbar. The ball bounced straight out to the 18 yard line, where Andrew Jacobson played a looping header past a recovering Tally Hall for the 1-0 lead. The goal marked Jacobson's first in an FCD uniform. Houston responded in the 42nd minute, as Brad Davis found Cam Weaver at the center of the box for a skipping volley past Hartman. The goal ended FCD's 531-minute shutout streak. FCD jumped back ahead in the second half as Ugo Ihemelu headed home a Marvin Chavez corner from the top of the six-yard box. The game took another turn in the 72nd minute, when Kofi Sarkodie was issued his second caution for a hard foul on Brek Shea, resulting in his ejection. But in the 87th minute, Davis recorded his second assist with a well timed through ball to Colin Clark, who slotted a shot past keeper Kevin Hartman for the tie.

SCORING SUMMARY

DAL -- Andrew Jacobson 1 (unassisted) 27
HOU -- Cam Weaver 4 (Brad Davis 7) 42
DAL -- Ugo Ihemelu 2 (Marvin Chavez 4) 70
HOU -- Colin Clark 2 (Brad Davis 8, Cam Weaver 1) 87

GAME STATS

	HOU	DAL
Total shots	9	9
Shots on Goal	4	3
Fouls	15	11
Offsides	2	4
Corner Kicks	3	5
Saves	1	2

MISCONDUCT SUMMARY

HOU -- Lovel Palmer (caution; Reckless Tackle) 30
DAL -- Zach Loyd (caution; Reckless Tackle) 46+
HOU -- Kofi Sarkodie (caution; Tactical Foul) 56
HOU -- Kofi Sarkodie (caution; Reckless Tackle) 72
HOU -- Kofi Sarkodie (ejection; Second Caution) 72
DAL -- Brek Shea (caution; Unsporting Behavior) 91+

Referee: Terry Vaughn
Referee's Assistant: George Gansner; Eric Borla
4th Official: Armando Villarreal
Attendance: 16,709
Weather: Clear, 86 degrees

JUNE 4 VS. NEW ENGLAND | W 1-0

FRISCO, TX | PIZZA HUT PARK

MLS GAME 14 | DAL 7-3-4

DAL: Hartman, Loyd, Ihemelu, John, Benitez, Alexander (Rodriguez 67), Hernandez, Jacobson, Shea, Castillo (Warshaw 79), Chavez (Avila 89) NE: Reis, Alston, Cochrane, Soares, Domi (Barnes 59), Boggs, Dabo (Phelan 53), Joseph, McCarthy (Nyassi 70), Tierney, Lekic

FC Dallas extended their unbeaten streak to nine games and Kevin Hartman earned his 100th career shutout in a 1-0 victory over visiting New England. From the opening whistle, NE appeared content with playing on the defensive, as FCD controlled 65% of possession in the first half. But goalkeeper Matt Reis played well for NE, collecting seven saves on the night to keep the game scoreless at the half. Forward Fabian Castillo was a disruptive force throughout the evening, but it was Marvin Chavez who tallied the game's lone goal. In the 68th minute, Castillo found Chavez sprinting up the right side of the field. Chavez beat his defender along the byline and cut in towards the Revs' near post. Instead of sending a cross back into the center, he instead slotted a low shot at the near post and past Reis, who was cheating toward the middle. The goal was Chavez's first of the year and fourth career goal for Dallas. FCD was without right back Jackson, who was getting married in Brazil. "It certainly is something I'm extremely proud of," said Hartman regarding his 100th career shutout after the game. "I feel like I'm part of something here in Dallas."

SCORING SUMMARY

DAL -- Marvin Chavez 1 (Fabian Castillo 3) 69

GAME STATS

	DAL	NE
Total shots	17	3
Shots on Goal	8	2
Fouls	6	12
Offsides	4	1
Corner Kicks	7	3
Saves	2	7

MISCONDUCT SUMMARY

NE -- Stephen McCarthy (caution; Reckless Tackle) 23
NE -- Ryan Cochrane (caution; Tactical Foul) 45
DAL -- Zach Loyd (caution; Tactical Foul) 58
NE -- Pat Phelan (caution; Tactical Foul) 89

Referee: Mark Kadlecik
Referee's Assistant: Sean Hurd; Colin Arblaster
4th Official: Edvin Jurisevic
Time of Game: 1:51
Attendance: 10,363
Weather: Sunny, 97 degrees

2011 Game Summaries

JUNE 12 VS. SPORTING KC | L 4-1

FRISCO, TX | PIZZA HUT PARK

MLS GAME 15 | DAL 7-4-4

DAL: Hartman, Loyd (Jackson 46), John, Ihemelu, Benitez (Luna 74), Alexander (Rodriguez 46), Jacobson, Hernandez, Shea, Chavez, Castillo KC: Kronberg, Myers, Besler, Collin, Sinovic, Diop (Cesar 78), Arnaud (Kamara 68), Stojcev, Zusi (Bunbury 89), Sassano, Sapong

Midfielder Graham Zusi scored two goals and added an assist to lead visiting Sporting KC to a 4-1 victory over FCD, ending the team's nine game unbeaten streak. KC started the game on the attack, earning several corner kicks and forcing a number of saves before converting in the 28th minute. Zusi collected the ball on the left side and dribbled across the box to setup a shot with his right foot, which beat Kevin Hartman for a 1-0 lead. Just four minutes later, Shea collected the ball near midfield and put on a dribbling clinic, beating four defenders before slotting the ball under keeper Eric Kronberg for the equalizer. But KC would not go away, as they converted once again just four minutes into the second half. A corner kick by Zusi was redirected to a wide-open Aurelien Collin, who tapped it past Hartman. Minutes later on a set piece, Zusi unleashed a blast from just outside the center midfield circle, surprising Hartman and beating the keeper for a 3-1 lead. Despite being reduced to 10 men in the 56th minute, KC found yet another goal in the 78th minute, as Luke Sassano used the inside of his foot to chip a ball up and over Hartman for a 4-1 advantage. For Dallas, it was their first loss since April 17 when they dropped a 3-2 decision at the Portland Timbers.

SCORING SUMMARY

KC -- Graham Zusi 1 (Davy Arnaud 1) 28
DAL -- Brek Shea 5 (unassisted) 32
KC -- Aurelien Collin 1 (C.J. Sapong 2, Graham Zusi 1) 49
KC -- Graham Zusi 2 (unassisted) 55
KC -- Luke Sassano 1 (Bira Him Diop 1) 78

MISCONDUCT SUMMARY

KC -- Aurelien Collin (caution; Reckless Foul) 21
KC -- Seth Sinovic (caution; Reckless Tackle) 33
KC -- Milos Stojcev (caution; Reckless Tackle) 39
DAL -- Zach Loyd (caution; Reckless Foul) 47+
DAL -- Ugo Ihemelu (caution; Reckless Tackle) 56
KC -- Milos Stojcev (caution; Reckless Tackle) 56
KC -- Milos Stojcev (ejection; Second Caution) 56
DAL -- Milton Rodriguez (caution; Reckless Tackle) 89

GAME STATS

	DAL	KC
Total shots	5	9
Shots on Goal	1	6
Fouls	16	9
Offsides	1	0
Corner Kicks	3	4
Saves	2	0

Referee: Kevin Stott
Referee's Assistant: Anthony Vasoli; Brian Poeschel
4th Official: Matthew Foerster
Time of Game: 1:54
Attendance: 10,450
Weather: Sunny, 98 degrees

JUNE 18 @ CHIVAS USA | W 2-1

CARSON, CA | HOME DEPOT CENTER

MLS GAME 16 | DAL 8-4-4

DAL: Hartman, Loyd, John, Ihemelu, Benitez, Alexander (Warshaw 68), Hernandez, Jacobson, Shea, Castillo (Jackson 72), Chavez (Galindo 79) CHV: Kennedy, Lahoud, Umana, Pearce, Valentin, LaBrocca, Nagamura (Zemanski 57), Elliott, Flores, Braun (Bowen 63), Mondaini (Cortez 70)

FC Dallas scored in the 85th minute to beat Chivas USA 2-1 and secure a result for the 10th time in their last 11 games. Chivas dominated the first 20 minutes of the match, but were unable to capitalize on any of their scoring opportunities. Midfielders Andrew Jacobson and Brek Shea combined to give the visitors the lead in the 22nd minute. Jacobson played a looping ball the Shea, who beat Chivas defender Michael Umana on the run and powered in a shot to give Dallas the lead. Chivas nearly equalized just 10 minutes later on a Nick LaBrocca shot from 10 yards out, but captain Daniel Hernandez put his body on the line to make the save. FCD nearly extended their lead in the second half, but keeper Dan Kennedy got a hand on Fabian Castillo's shot, sending the ball off the back post and out. Chivas found their equalizer in the 71st minute when Michael Lahoud fired a shot from 30 yards out that appeared to take a deflection off defender George John before beating Dallas goalkeeper Kevin Hartman. Second-half substitute Jackson found the game winner late, taking advantage of a defensive breakdown from Chivas to get through two defenders and score the winning goal.

SCORING SUMMARY

DAL -- Brek Shea 6 (Andrew Jacobson 3) 22
CHV -- Michael Lahoud 1 (unassisted) 71
DAL -- Jackson 1 (Andrew Jacobson 4) 85

MISCONDUCT SUMMARY

CHV -- Michael Lahoud (caution; Reckless Tackle) 6
DAL -- Brek Shea (caution; Tactical Foul) 29
CHV -- Dan Kennedy (caution; Dissent) 39
CHV -- Simon Elliott (caution; Unsporting Behavior) 77
DAL -- Marvin Chavez (caution; Unsporting Behavior) 77

GAME STATS

	CHV	DAL
Total shots	8	11
Shots on Goal	2	7
Fouls	11	14
Offsides	3	8
Corner Kicks	6	5
Saves	5	1

Referee: Edvin Jurisevic
Referee's Assistant: James Conlee; Colin Arblaster
4th Official: Sorin Stoica
Attendance: 11,253
Weather: Partly cloudy, 64 degrees

JUNE 25 VS. PORTLAND | W 4-0

FRISCO, TX | PIZZA HUT PARK

MLS GAME 17 | DAL 9-4-4

DAL: Hartman, Loyd, Ihemelu, John, Benitez, Alexander (Avila 76), Hernandez, Jacobson (Warshaw 68), Jackson, Chavez (Luna 78), Shea POR: Perkins, Hall, Brunner, Danso, Wallace, Nagbe (Moffat 46), Chara, Jewsbury, Alhassan (Zizzo 57), Cooper, Perlaza (Johnson 63)

After dropping their first ever matchup with Portland in April, FC Dallas overwhelmed the visitors 4-0 at Pizza Hut Park. Zach Loyd got FCD off to a good start in the first half. In the 34th minute, Loyd headed home a Daniel Hernandez corner at the back post for his first career MLS goal. Defender George John added a tally just five minutes later on another set piece -- a free kick service by the captain Hernandez. In the second half, Jackson began giving the Timbers' defense fits, running constantly at defender Rodney Wallace. The aggressive play paid off in the 58th minute, when Jackson played a through ball for Eric Alexander, who fired a powerful shot at Timbers' keeper Troy Perkins. The ball rebounded off of Perkins, hitting the back post and leaving Brek Shea open for an easy finish for his team-leading seventh goal of the season. Jackson and Ruben Luna added the knockout punch in the 85th minute, when the Brazilian's shot from 20-yards out was parried into the air by Perkins. A rushing Luna headed the ball past the line to ensure the goal. With the win, FCD sits four points back of the Western Conference leading Galaxy with two games in hand.

SCORING SUMMARY

DAL -- Zach Loyd 1 (Daniel Hernandez 2) 33
DAL -- George John 2 (Daniel Hernandez 3) 38
DAL -- Brek Shea 7 (unassisted) 58
DAL -- Jackson 2 (Eric Avila) 85

MISCONDUCT SUMMARY

Referee: Elias Bazakos
Referee's Assistant: George Gansner; Eric Boria
4th Official: Alex Prus
Time of Game: 1:45
Attendance: 10,470
Weather: Clear, 95 degrees

GAME STATS

	DAL	POR
Total shots	16	6
Shots on Goal	9	2
Fouls	15	6
Offsides	1	2
Corner Kicks	8	1
Saves	2	5

2011 Game Summaries

JUNE 28 VS. ORLANDO CITY | W 3-2

FRISCO, TX | PIZZA HUT PARK

LAMAR HUNT U.S. OPEN CUP | THIRD ROUND

DAL: Hartman, Loyd (Guarda 68), Ihemelu, Wiedeman, Benitez, Warshaw, Jacobson (Alexander 46), Villar, Jackson, Shea, Luna (Rodriguez 52) ORL: Gallardo, Traynor (Watson 69), Stewart, Valentino, Mechack, Ustruck, Olum, Alvarez, Neal, Griffin, Molino (Chin 79)

Milton Rodriguez scored in second half stoppage time as FC Dallas escaped the third Round of the US Open Cup with a 3-2 win over Orlando City. FCD entered stoppage time with a 2-1 lead, but Yordany Alvarez hit a cracking volley from outside the 18-yard box to equalize. One minute later, second half substitute Rodriguez played a Jackson cross off his head and off goalkeeper Miguel Gallardo for the game-winner. Though FCD was on the offensive early, OC would strike first. Midfielder Lewis Neal sent a cross to the back post, which was headed back across goal by Kevin Molino. Max Griffin out-leapt defender Ugo Ihemelu to head the ball home for the 1-0 lead. FCD responded in the 38th minute, as Ricardo Villar played over the Orlando defense to a streaking Jackson, who wrapped a right-footed shot around Gallardo for the equalizer. Five minutes into the second half, Villar added a goal of his own, beating the keeper with a free kick from 20 yards out. "We brought him here knowing he had the ability to break down opposing defenses," said manager Schellas Hyndman following the match. "He's got great vision – a wonderful first touch on the pass. He hits a great service ball and shot. He will continue to get better playing on both sides of the ball."

SCORING SUMMARY

ORL -- Max Griffin (Kevin Molino, Lewis Neal) 24

DAL -- Jackson (Ricardo Villar) 39

DAL -- Ricardo Villar 50

ORL -- Yordany Alvarez 90+

DAL -- Milton Rodriguez (Jackson) 90+

GAME STATS

	DAL	ORL
Total shots	17	11
Shots on Goal	10	5
Fouls	6	15
Offsides	1	1
Corner Kicks	6	6
Saves	7	3

MISCONDUCT SUMMARY

ORL -- Jerome Mechack (caution; reckless foul) 59

ORL -- Max Griffin (caution; reckless foul) 61

ORL -- Jack Traynor (caution; reckless foul) 68

ORL -- Jamie Watson (caution; tactical foul) 72

Referee: Armando Villarreal

Referee's Assistant: Greg Boles, Jonathan Johnson

4th Official: Jorge Luna Hernandez

Attendance: 1,876

Weather: Fair, 95 degrees

JULY 2 VS. COLUMBUS | W 2-0

FRISCO, TX | PIZZA HUT PARK

MLS GAME 18 | DAL 10-4-4

DAL: Hartman, Loyd (Wiedeman 89), John, Ihemelu, Benitez, Jackson, Alexander (Villar 60), Hernandez, Jacobson, Shea, Chavez (Rodriguez 83) CLB: Hesmer, Miranda, Marshall, Iro, Gardner (Rogers 60), Gaven, Balchan (O'Rourke 69), Ekpo, Anor, Heinemann (Cunningham 65), Mendoza

FC Dallas defeated the Columbus Crew 2-0 to take home the Pioneer Cup and win their third straight MLS match. The game was physical early on, as four cautions were issued in the game's first 30 minutes. The Crew opened the game strong, with forward Tom Heinemann firing a shot high from the top of the box in the 6th minute. Ten minutes later, Kevin Hartman made a rushing save as Andres Mendoza found space to shoot in the box. In the second half, the FCD attack began to build steam, as Brek Shea's curling shot went just wide of goal in the 56th minute. Two minutes later, Shea would break through, as a blocked shot from Marvin Chavez was cleaned up by Shea from closed range. The tally was Shea's fourth in his last four games and eighth of the season, tying him for the league lead. Jackson built on the lead in the 76th minute after receiving a through ball from midfielder Andrew Jacobson. As keeper William Hesmer came out of his net, Jackson calmly chipped the keeper for his fourth goal in four games. With the win, FCD are unbeaten in 12 of their last 13 games and sit just one point behind the LA Galaxy in the Western Conference standings.

SCORING SUMMARY

DAL -- Brek Shea 8 (unassisted) 58

DAL -- Jackson 3 (Andrew Jacobson 5) 76

MISCONDUCT SUMMARY

CLB -- William Hesmer (caution; Handball) 7

CLB -- Emmanuel Ekpo (caution; Tactical Foul) 20

DAL -- Jackson (caution; Reckless Foul) 24

DAL -- Ugo Ihemelu (caution; Tactical Foul) 29

CLB -- Andy Iro (caution; Tactical Foul) 57

CLB -- Andy Iro (caution; Tactical Foul) 82

CLB -- Andy Iro (ejection; Second Caution) 82

Referee: Jorge Gonzalez

Referee's Assistant: Bill Dittmar; Paul Scott

4th Official: Mark Declouet

Attendance: 20,704

Weather: Clear, 97 degrees

GAME STATS

	DAL	CLB
Total shots	15	9
Shots on Goal	6	5
Fouls	8	13
Offsides	3	1
Corner Kicks	10	5
Saves	5	4

JULY 9 @ REAL SALT LAKE | L 2-0

SANDY, UT | RIO TINTO STADIUM

MLS GAME 19 | DAL 10-5-4

DAL: Hartman, Loyd, John, Ihemelu, Benitez, Jackson, Alexander (Avila 60), Warshaw, Jacobson (Villar 30), Shea, Chavez (Rodriguez 75) RSL: Rimando, Wingert, Schuler, Olave, Beltran, Johnson, Beckerman, Grabavoy (Espindola 66), Williams (Warner 81), Gil, Saborio (Alexandre 88)

Real Salt Lake earned a 2-0 victory over FC Dallas in the first of two matches between the teams in four days. The loss ended a three game winning streak for FCD, while extending RSL's unbeaten streak to six matches. The first half lacked scoring opportunities, as FCD recorded only one shot on goal. Jackson recorded the shot, ripping a 30-yard blast that keeper Nick Rimando tipped over the crossbar. The attacking picked up in the second half, as RSL earned a free kick from 30 yards out. After a quick touch by Kyle Beckerman, Andy Williams played a weak curling shot over the wall. As Kevin Hartman went down to field it, he misjudged the spin, and the ball slipped past him and into the net. Dallas nearly equalized in the 81st minute, but George John's shot off a long throw in sailed over the goal. Jackson had an open look at net moments later, but his tap in attempt lacked pace and was cleared by defender Chris Wingert. Fabian Espindola added to the RSL lead in extra time, cutting into the Dallas area and slotting a low shot to the near post and past Hartman.

SCORING SUMMARY

RSL -- Andy Williams 2 (Kyle Beckerman 4) 47

RSL -- Fabian Espindola 6 (Will Johnson 1) 94+

MISCONDUCT SUMMARY

RSL -- Kyle Beckerman (caution; Persistent Infringement) 29

DAL -- Jackson (caution; Reckless Tackle) 37

RSL -- Jamison Olave (caution; Tactical Foul) 67

DAL -- Brek Shea (caution; Tactical Foul) 71

DAL -- Bobby Warshaw (caution; Tactical Foul) 90

RSL -- Nick Rimando (caution; Delaying a Restart) 93+

Referee: Ricardo Salazar

Referee's Assistant: Craig Lowry, Claudio Badea

4th Official: Armando Villarreal

Time of Game: 1:51

Attendance: 17,734

Weather: Partly cloudy, 88 degrees

GAME STATS

	RSL	DAL
Total shots	12	8
Shots on Goal	7	2
Fouls	14	14
Offsides	3	4
Corner Kicks	4	3
Saves	1	5

2011 Game Summaries

JULY 12 VS. REAL SALT LAKE | W 2-0 LAMAR HUNT U.S. OPEN CUP | QUARTERFINALS

FRISCO, TX | PIZZA HUT PARK

DAL: Hartman, Loyd (Wiedeman 68), John, Ihemelu, Benitez, Warshaw, Villar (Shea 64), Avila, Guarda, Alexander, Chavez (Jackson 46) RSL: Reynish, Wingert (Warner 58), Olave, Borchers, Beltran, Johnson, Beckerman, Grabavoy (Alvarez 58), Williams, Gil, Espindola (Alexandre 66)

After losing an MLS league game just three days prior to Real Salt Lake, FC Dallas got revenge with a 2-0 win to secure a spot in the US Open Cup Semifinals. FCD took the early lead in the 18th minute after Eric Avila drew a foul from 25 yards out. Both Ricardo Villar and Jair Benitez stood over the free kick, but Benitez took the shot, curling a left-footed shot past an outstretched Kyle Reynish for the 1-0 advantage. The remainder of the first half was a chippy one, as each team received two cautions and neither team was able to create many scoring opportunities. FCD made one change at the restart, sending Jackson in at forward for Chavez. Just nine minutes later, the substitution paid off as Jackson went on the attack. Avila played a through ball for Jackson, who made a perfectly timed run up field. Jackson played a soft chip shot just over the reach of Reynish to extend the lead. RSL pressed in the latter stages of the match, and Collen Warner nearly closed the gap for Salt Lake. His powerful shot from distance in the 74th minute had keeper Kevin Hartman beat, but the shot hit the crossbar and bounced away from danger.

SCORING SUMMARY

DAL -- Jair Benitez (unassisted) 18
DAL -- Jackson (Eric Alexander) 54

MISCONDUCT SUMMARY

RSL -- Fabian Espindola (caution; Tackle from Behind) 14
DAL -- Jair Benitez (caution; Delaying a Restart) 37
RSL -- Jamison Olave (caution; Reckless Foul) 40
DAL -- Zach Loyd (caution, Reckless Tackle) 45+
DAL -- Andrew Wiedeman (caution, Delaying a Restart) 87

GAME STATS

	DAL	RSL
Total shots	13	6
Shots on Goal	4	0
Fouls	11	18
Offsides	7	3
Corner Kicks	3	1
Saves	0	1

Referee: Michael Kennedy

Referee's Assistant: Jonathan Johnson, Adam Garner

4th Official: Matthew Foerster

Time of Game:

Attendance: 3,189

Weather: Clear, 97 degrees

JULY 16 VS. D.C. UNITED | D 0-0 MLS GAME 20 | DAL 10-5-5

FRISCO, TX | PIZZA HUT PARK

DAL: Hartman, Loyd, John, Ihemelu, Benitez, Jackson, Alexander (Avila 72), Hernandez, Villar (Guarda 61), Shea, Chavez (Rodriguez 81) DC: Hamid, Kitchen, White, McDonald, Woolard, Najjar (King 72), De Rosario, Simms, Pontius, Davies (Fred 54), Ngwenya

In a game that featured few offensive opportunities and only three shots on goal, FC Dallas and DC United played to a scoreless draw. United found the best scoring opportunity of the first half, but Brandon McDonald's left-footed volley from six yards out flew over the frame. FCD came out attacking in the second half, nearly capturing the lead in the 51st minute. Brek Shea sent an attempt at net from 19 yards out, but goalkeeper Bill Hamid tipped the curling shot to preserve the shutout. United appeared to gain traction when second half substitute Fred entered the game, but FCD escaped the offensive pressure and consecutive corner kicks to keep the game scoreless. The best scoring opportunity of the match came in the 67th minute, as Marvin Chavez picked the defenders pocket to get in alone with Hamid. With Jackson to his left, Chavez managed only a weak attempt that went left of goal. FCD midfielder Jackson nearly scored the game winner in the 87th minute, but his diving volley off of a long cross by Jair Benitez struck the crossbar instead. "Today, the ball just did not go in for us," said FCD midfielder Ricardo Villar following the game. "We didn't give it much of a chance. It's one of those days were you battle the heat and we didn't get a lucky break."

SCORING SUMMARY

MISCONDUCT SUMMARY

DC -- Ethan White (caution; Tactical Foul) 26
DAL -- Daniel Hernandez (caution; Tactical Foul) 58

GAME STATS

	DAL	DC
Total shots	10	4
Shots on Goal	2	1
Fouls	15	11
Offsides	3	4
Corner Kicks	4	3
Saves	1	2

Referee: Niko Bratsis

Referee's Assistant: Peter Manikowski; Craig Lowry

4th Official: Ricardo Salazar

Time of Game: 1:50

Attendance: 10,802

Weather: Partly Cloudy, 100 degrees

JULY 20 @ TORONTO FC | W 1-0 MLS GAME 21 | DAL 11-5-5

TORONTO, CANADA | BMO FIELD

DAL: Hartman, Jackson, John, Ihemelu, Benitez, Alexander (Guarda 71), Avila (Jacobson 63), Villar (Warshaw 80), Hernandez, Shea, Chavez TOR: Frei, Viator, Harden, Iro, Borman, Yourassowsky (Santos 54), Sturgis (Soolsma 56), Frings, Plata (Zavarise 70), Koeversmans, Johnson

Brek Shea scored his league-leading ninth goal of the season as FC Dallas left Toronto with a 1-0 victory. The goal-scoring sequence began in the 48th minute when Shea intercepted the ball at midfield, starting the FCD break. Shea took four dribbles at the Toronto defense before unleashing a powerful shot from 25-yards out. Goalkeeper Stefan Frei dove to his right, but the high blast hit the left post and found the back of the net. Toronto appeared to equalize just four minutes later as Plata redirected a cross from Mikael Yourassowsky, but the midfielder was ruled offside to nullify the goal. Shea nearly doubled the Dallas advantage in the 60th minute, but his point-blank range shot was blocked by Frei. The subsequent rebound was headed towards net by Marvin Chavez, but the shot was cleared away by defender Andy Iro. TFC pressed late in the game in search of an equalizer, but Hartman was up to the task, recording six saves in the match. Second-half substitute Maicon Santos had his curling shot punched away by Hartman. The Brazilian had another attempt at net late, but his header off a Nick Soolsma pass went wide.

SCORING SUMMARY

DAL -- Brek Shea 9 (unassisted) 48

MISCONDUCT SUMMARY

TOR -- Eddy Viator (caution; Reckless Tackle) 15
DAL -- Jackson (caution; Reckless Foul) 40
TOR -- Andy Iro (caution; Dissent) 77
DAL -- Daniel Hernandez (caution; Dissent) 88

GAME STATS

	TOR	DAL
Total shots	9	17
Shots on Goal	6	4
Fouls	12	10
Offsides	6	1
Corner Kicks	5	3
Saves	2	6

Referee: Hilario Grajeda

Referee's Assistant: Paul Scott; Corey Parker

4th Official: Daniel Fitzgerald

Time of Game: 1:53

Attendance: 21,087

Weather: Clear, 81 degrees

2011 Game Summaries

JULY 23 @ NEW YORK | D 2-2
MLS GAME 22 | DAL 11-5-6

HARRISON, NJ | RED BULL ARENA

DAL: Hartman, Ihemelu, John, Loyd, Benitez, Alexander (Wiedeman 60'), Shea, Hernandez, Villar (Jacobson 80), Chavez, Avila (Guarda 46) **NY:** Rost, Solli, Marquez, Ream, Miller, Richards, McCarty, Ballouchy (Albright 82), Lindpere, Agudelo, Henry

FC Dallas settled for a 2-2 draw with the New York Red Bulls after surrendering a short-handed goal to Thierry Henry with five minutes remaining. The opening half was mostly uneventful, as neither team was able to sustain momentum or convert any opportunities. The breakthrough came for NY in the 39th minute when Dane Richards sent a low dangerous cross into the area. Juan Agudelo managed to get his right foot to the ball, chipping the shot up and over Hartman. NY nearly doubled their advantage when Agudelo ripped a shot from 18 yards out, but Hartman dove to his right to make the save. After failing to register a shot on goal in the first half, midfielder Marvin Chavez found the net twice after the restart. For the first, Ricardo Villar sent a through ball to Chavez inside the box. His shot deflected off of defender Tim Ream and into the back of the net. FCD seized the lead in the 78th minute when Jair Benitez's cross was deflected off the head of George John and to the feet of Chavez. The Honduran's right footed shot was perfectly placed past keeper Frank Rost for a 2-1 lead. Dane Richards was sent off in the 80th minute on his second caution, but Henry found the equalizer just two minutes later with a left-footed near post shot past Hartman.

SCORING SUMMARY

NY -- Juan Agudelo 5 (Dane Richards 5) 39
DAL -- Marvin Chavez 2 (Ricardo Villar 1, Bruno Guarda 1) 51
DAL -- Marvin Chavez 3 (George John 1, Jair Benitez 2) 78
NY -- Thierry Henry 11 (Dax McCarty 1) 85

GAME STATS

	NY	DAL
Total shots	10	8
Shots on Goal	3	4
Fouls	19	14
Offsides	1	2
Corner Kicks	1	2
Saves	2	1

MISCONDUCT SUMMARY

NY -- Dane Richards (caution; Reckless Foul) 50
NY -- Tim Ream (caution; Tactical Foul) 59
DAL -- Bruno Guarda (caution; Reckless Foul) 79
NY -- Dane Richards (ejection; Second Caution) 80
DAL -- Andrew Jacobson (caution; Reckless Tackle) 83

Referee: Jorge Gonzalez
Referee's Assistant: Greg Barkey, Mark Declouet
4th Official: John McCloskey
Time of Game: 1:52
Attendance: 17,276
Weather: Partly cloudy, 100 degrees

JULY 28 @ ALIANZA FC | W 1-0
CONCACAF CHAMPIONS LEAGUE | PRELIMINARY ROUND, 1ST LEG

SAN SALVADOR, EL SALVADOR | ESTADIO CUSCATLAN

DAL: Hartman, Ihemelu, John, Loyd, Benitez, Shea, Jackson, Hernandez, Villar (Alexander 75), Chavez (Warshaw 90), Guarda (Jacobson 71) **AFC:** Cuellar, Messias, Martinez, Barrios, Castillo, Alvarado, Sosa, Rivas (Amaya 61), Corrales, Salazar (Ayala 70), Leonardo (Burgos 86)

FC Dallas secured an important 1-0 road win in the first leg of their CONCACAF Champions League play-in match. In rain soaked conditions, Alianza had the better of play in the first half, recording six shots on goal. In the opening five minutes, goalkeeper Kevin Hartman was forced to make a sprawling save to his left on a corner kick header. Rudis Corrales then had a one-on-one opportunity with Hartman, but the keeper turned it aside with his body. A failed clearance by Hartman resulted in a golden opportunity for Alianza, but Corrales missed just wide of an open net. FCD came out in the second half on the offensive, taking advantage of a tiring Alianza squad who had yet to open their season. In the 70th minute, Ricardo Villar flicked a ball forward for Jackson, who dribbled past defender Edwin Martinez. Jackson then slotted a well placed shot past a charging Jimmy Cuellar for the 1-0 lead. Alianza nearly equalized in the 81st minute when José Alvarado received a ball over the FC Dallas midfield and had a one-on-one with Hartman. But center back Ugo Ihemelu rushed back and redirected the shot wide of net, preserving the draw.

SCORING SUMMARY

DAL -- Jackson (Ricardo Villar) 30

MISCONDUCT SUMMARY

DAL -- Bruno Guarda (caution; foul) 8
AFC -- Christian Castillo (caution; foul) 37
AFC -- Elman Rivas (caution; foul) 42
DAL -- Marvin Chavez (caution; foul) 45
AFC -- Herbert Sosa (caution; encroachment) 58

Referee: D. Gantar
Referee's Assistant: D. Clark, P. Briere
4th Official: P. Ward
Attendance: 7,301

GAME STATS

	AFC	DAL
Total shots	7	4
Shots on Goal	4	2
Fouls	12	5
Offsides	3	2
Corner Kicks	9	3
Saves	1	4

JULY 31 VS. CHIVAS USA | W 1-0
MLS GAME 23 | DAL 12-5-6

FRISCO, TX | PIZZA HUT PARK

DAL: Hartman, Loyd, John, Ihemelu, Benitez, Chavez (Alexander 62), Guarda, Villar, Warshaw (Jackson 56), Shea, Luna (Galindo 70) **CHV:** Kennedy, Valentin, Umana, Pearce, Jazic, Lahoud (Moreno 59), Elliott (Nagamura 64), Gavin, Flores (Zemanski 81), Braun, LaBrocca

Midfielder Marvin Chavez scored the lone goal of the game, continuing his impressive play for FC Dallas in a 1-0 home win over Chivas USA. The game featured a first half water break, as temperatures reached 102 degrees, a new Pizza Hut Park record. Chivas was impressive early on, nearly opening the scoring as Justin Braun narrowly missed getting a touch on a cross from a Jorge Flores. After the opening 10 minutes, FCD settled down and began pressuring the Chivas defense. Striker Ruben Luna launched a volley from outside the box, but the attempt flew over the crossbar. Brek Shea, four days removed from his first All-Star appearance, fired a shot from 19-yards that just skipped past the far post. In the 26th minute, Shea floated a well-weighted cross to Luna, who collected the ball and hit a striding Chavez. The subsequent shot deflected off of former FCD player Heath Pearce and into the net. FCD nearly added a second just 13 minutes later, but George John's header hit the post and trickled away from goal. Chivas looked to have equalized in the second half on a Pearce header, but the defender was whistled for bringing down defender Jair Benitez. The shutout marked the team's eighth in their last nine games and their 12th of the season.

SCORING SUMMARY

DAL -- Marvin Chavez 4 (Ruben Luna 1) 26

MISCONDUCT SUMMARY

CHV -- Zarek Valentin (caution; Reckless Tackle) 16
DAL -- Bobby Warshaw (caution; Reckless Foul) 49
DAL -- Bruno Guarda (caution; Reckless Tackle) 53

Referee: Elias Bazakos
Referee's Assistant: Adam Garner; Eric Boria
4th Official: Armando Villarreal
Time of Game: 1:51
Attendance: 10,023
Weather: Clear, 102 degrees

GAME STATS

	DAL	CHV
Total shots	17	7
Shots on Goal	4	2
Fouls	11	11
Offsides	3	3
Corner Kicks	0	8
Saves	2	3

2011 Game Summaries

AUGUST 3 VS. ALIANZA FC | W 1-0 CONCACAF CHAMPIONS LEAGUE | PRELIMINARY ROUND, 2ND LEG

FRISCO, TX | PIZZA HUT PARK

DAL: Hartman, Ihemelu, John, Loyd, Benitez, Shea (Alexander 58), Jackson (Luna 42), Hernandez, Villar, Chavez (Wiedeman 71), Guarda
AFC: Hernandez, Quintanilla, Messias, Martinez, Castillo, Serrano (Amaya 56), Alvarado, Sosa, Rivas (Garcia 84), Corrales (Ayala 56), Burgos

FC Dallas advanced to the group stage of CONCACAF Champions League play for the first time in franchise history with a 1-0 win over Alianza FC of El Salvador. The result pushed the aggregate score to 2-0 in favor of Dallas. FCD applied offensive pressure early, nearly taking the lead in the 13th minute when Ricardo Villar converted a Brek Shea pass from inside the area. However, the goal was disallowed after it was ruled the ball deflected off Villar's hand before he struck it into goal. The home side dominated possession throughout the match (68-32), but was unable to beat the Alianza backline and goalkeeper Douglas Battez through the first 30 minutes. The breakthrough finally came in the 32nd minute. After forward Jackson earned a corner kick, Villar stepped up and stroked a ball into the six-yard box that found the head of defender Ugo Ihemelu. The shot beat the keeper to the back post, extending the team's aggregate lead. In the second half and in need of two goals, Alianza began to pressure the FCD defense. Their best opportunity came when Herbert Sosa floated a shot off the crossbar. The rebound fell to Rafael Burgos, but his header sailed over an open net as Hartman scrambled to his left. Game time temperatures reached 107 degrees with field temperatures reportedly up to 116 degrees.

SCORING SUMMARY

DAL -- Ugo Ihemelu (Ricardo Villar) 36

MISCONDUCT SUMMARY

AFC -- Rafael Burgos (caution; foul) 35
FCD -- Bruno Guarda (caution; foul) 61
FCD -- Daniel Hernandez (caution; delaying) 75
AFC -- Edwin Martinez (caution; foul) 82

GAME STATS

	DAL	AFC
Total shots	14	10
Shots on Goal	5	2
Fouls	20	18
Offsides	0	5
Corner Kicks	7	1
Saves	2	4

Referee: E. Wijngaarde
Referee's Assistant: R. Louisville, G. Page
4th Official: R. Bogle
Attendance: 3,400
Weather: 107 degrees

AUGUST 6 @ LA GALAXY | L 1-3 MLS GAME 24 | DAL 12-6-6

CARSON, CA | HOME DEPOT CENTER

DAL: Hartman, Loyd, John, Ihemelu (Warshaw 89), Benitez, Chavez, Guarda (Cruz 72), Villar, Hernandez, Shea, Santos (Alexander 79)
LA: Saunders, DeLaGarza, Gonzalez, Berhalter, Dunivant, Franklin, Beckham, Juninho, Magee (Stephens 88), Cristman (Angel 78), Donovan

The Galaxy extended their Western Conference lead to six points over second place FCD with a 3-1 win at the Home Depot Center. FCD raced to a quick lead in the ninth minute when Zach Loyd played a long ball up the pitch to Maicon Santos, who was appearing in his first game since arriving via trade from Toronto. Santos laid the ball off for a streaking Marvin Chavez, who fired a powerful shot from 20 yards and into the upper-90. The Galaxy responded in the 32nd minute on a defensive miscue off a free kick by David Beckham. Keeper Kevin Hartman collided with defender George John as he left his net, leaving both defenders on the ground and Omar Gonzalez all alone for a tap-in header. LA took the lead in the 62nd minute off yet another free kick from Beckham. The curling free kick was headed straight into the air only to settle at the feet of Juninho, who hit a rolling shot off the left post and into the net past a diving Hartman. LA sealed the victory on yet another set piece after Mike Magee converted a Beckham corner late in the second half.

SCORING SUMMARY

DAL -- Marvin Chavez 5 (Maicon Santos 2, Zach Loyd 3) 9
LA -- Omar Gonzalez 2 (unassisted) 32
LA -- Juninho 4 (Gregg Berhalter 1, David Beckham 9) 62
LA -- Mike Magee 2 (David Beckham 10) 81

MISCONDUCT SUMMARY

DAL -- Ricardo Villar (caution; Reckless Tackle) 18
LA -- David Beckham (caution; Dissent) 25
DAL -- Jair Benitez (caution; Unsporting Behavior) 27
LA -- Gregg Berhalter (caution; Reckless Tackle) 35
DAL -- Marvin Chavez (caution; Reckless Foul) 68
LA -- Michael Stephens (caution; Reckless Foul) 94+

GAME STATS

	LA	DAL
Total shots	11	7
Shots on Goal	5	2
Fouls	19	15
Offsides	3	2
Corner Kicks	3	1
Saves	1	2

Referee: Michael Kennedy
Referee's Assistant: Adam Wienckowski, Jason Cullum
4th Official: Mark Declouet
Time of Game: 1:53
Attendance: 21,546
Weather: Partly Cloudy, 67 degrees

AUGUST 13 @ PHILADELPHIA | D 2-2 MLS GAME 25 | DAL 12-6-7

CHESTER, PA | PPL PARK

DAL: Hartman, Loyd, John, Ihemelu, Benitez, Chavez (Jacobson 82), Guarda (Cruz 71), Villar, Hernandez (Jackson 67), Shea, Santos PHI: Mondragon, Williams, Califf, Valdes, Farfan, Mapp (Daniel 79), Adu (Mwanga 62), Carroll, Paunovic, Le Toux, McInerney (Torres 73)

FC Dallas had two first half goals and Philadelphia converted twice from the penalty spot in a 2-2 draw. In his third game with the team, forward Maicon Santos started the scoring in the 16th minute. Pouncing on a failed clearance by Union center back Carlos Valdés, Santos lofted a floater over keeper Faryd Mondragon and into the back of the net. Philly earned their first penalty opportunity in the 33rd minute, when Sebastian Le Toux played an over-the-top pass to Justin Mapp, who was fouled in the box by defender Ugo Ihemelu. Le Toux easily converted the penalty to tie the score. Just before the half, Brek Shea scored on a tap in after a shot by Marvin Chavez beat the keeper, hit the post and sat in front of the net. Defender George John was sent off in the 80th minute after receiving his second yellow for a hard tackle just outside of the box. Philly used the advantage to pressure the FCD defense, earning a second penalty on a foul by substitute Jackson. Le Toux again took the penalty, beating Hartman with the same placement as his first. The Union nearly scored the game winner on a corner in stoppage time, as a header by Keon Daniel took a deflection of Ihemelu. But Hartman managed to reverse his direction to make the save and preserve the draw.

SCORING SUMMARY

DAL -- Maicon Santos 7 (unassisted) 16
PHI -- Sebastian Le Toux 2 (penalty kick) 33
DAL -- Brek Shea 10 (unassisted) 47+
PHI -- Sebastian Le Toux 3 (penalty kick) 84

MISCONDUCT SUMMARY

DAL -- George John (caution; Reckless Foul) 24
PHI -- Freddy Adu (caution; Reckless Tackle) 27
DAL -- Maicon Santos (caution; Dissent) 56
PHI -- Jack McInerney (caution; Reckless Tackle) 68
DAL -- George John (ejection; Second Caution) 80

GAME STATS

	PHI	DAL
Total shots	9	11
Shots on Goal	5	6
Fouls	14	12
Offsides	4	3
Corner Kicks	10	2
Saves	4	3

Referee: Geoff Gamble
Referee's Assistant: Daniel Belleau; Eric Proctor
4th Official: Drew Fischer
Time of Game: 1:56
Attendance: 18,811
Weather: Cloudy, 79 degrees

2011 Game Summaries

AUGUST 17 @ PUMAS UNAM | W 1-0

CONCACAF CHAMPIONS LEAGUE | GROUP C, GAME 1

DAL: Hartman, Loyd, John, Ihemelu, Benitez, Jackson (Castillo 72), Chavez, Cruz (Alexander 82), Hernandez, Villar (Jacobson 77), Shea PUM: Patino, Gonzalez, Gamez, Garcia, Sandoval, Sanchez, Medina (Bravo 55), Campos, Castro, Cacho (Barron 45), Servin (Herrera 68)

FC Dallas became the first MLS team to win on Mexican soil in a 1-0 victory over Pumas UNAM. Midfielder Marvin Chavez scored the lone goal in the second half and Kevin Hartman provided a number of exceptional saves to preserve the victory. Pumas controlled possession for the majority of the first half, but were unable to convert. In the 3rd minute, Juan Carlos Cacho received a through ball to get in alone with Hartman, but his low shot attempt was swallowed by the charging keeper. Ricardo Villar had an opportunity for FCD in the 16th minute, as he struck a bouncing ball from the head of Ugo Ihemelu over the crossbar. In the second half, FCD began pressuring the Mexican side, pushing deep into their defensive third. In the 65th minute, Chavez took a throw in and sent a pass across the field to Jair Benitez, who ripped a shot from distance. The shot deflected off the post and settled at the feet of Chavez, who slotted the ball over keeper Odin Patiño for the goal. Pumas would have multiple chances in the final minutes of the game, but Hartman each time was up to the task. FCD fielded a full lineup, including newly acquired Daniel Cruz. Pumas, two days removed from a league game against Santos Laguna, rested many of their regulars.

SCORING SUMMARY

DAL -- Marvin Chavez (unassisted) 65

MEXICO CITY | ESTADIO OLIMPICO UNIVERSITARIO

MISCONDUCT SUMMARY

PUM -- C. Sanchez (caution) 44
PUM -- A. Sandoval (caution) 57
DAL -- Jackson (caution) 60
DAL -- Zach Loyd (caution) 84
DAL -- Fabian Castillo (caution) 90

GAME STATS

	PUM	DAL
Total shots	9	11
Shots on Goal	3	6
Fouls	8	6
Offsides	8	2
Corner Kicks	3	2

Referee: J. Molina
Referee's Assistant: J. Rodas, O. Velasquez
4th Official: H. Rodriguez
Attendance: 4,000
Weather: Rain

AUGUST 20 VS. SEATTLE | L 0-1

MLS GAME 26 | DAL 12-7-7

DAL: Hartman, Loyd (Hall 24), Jackson (Castillo 73), Ihemelu, Benitez, Chavez, Cruz, Hernandez (Guarda 81), Villar, Shea, Santo SEA: Keller, Scott, Parke, Hurtado, Gonzalez, Rosales, Alonso, Friberg (Evans 63), Neagle, Fucito (Noonan 78), Montero (Fernandez 68)

With a 1-0 victory, the Seattle Sounders grabbed three points on the road and overtook FC Dallas for second place in the Western Conference. Seattle struck early on a defensive miscue by FCD. Ugo Ihemelu's poor touch was collected by Lamar Neagle, who played the ball ahead for a sprinting Mauro Rosales. Rosales fired a one-timer from the top of the box, beating Kevin Hartman with a low drive to the near post. Brek Shea nearly equalized in the 18th minute when his powerful shot from the corner of the box went just wide. Seattle nearly doubled their lead moments later when Jhon Kennedy Hurtado sent a header past Hartman off a free kick. But Hurtado was ruled offside, nullifying the score. The Dallas attack came alive in the second half but was dealt a huge blow in the 56th minute when Daniel Cruz received a second yellow for simulating a foul. Changing to a three-man back line, FCD continued to pressure the Seattle back line. Kasey Keller preserved the crucial three points with a stoppage-time fingertip save off a Bruno Guarda shot from the top of the area.

SCORING SUMMARY

SEA -- Mauro Rosales 4 (Fredy Montero 6) 15

FRISCO, TX | PIZZA HUT PARK

MISCONDUCT SUMMARY

DAL -- Daniel Cruz (caution; Reckless Tackle) 3
SEA -- Erik Friberg (caution; Tactical Foul) 6
DAL -- Ugo Ihemelu (caution; Reckless Foul) 27
DAL -- Daniel Cruz (caution; Simulation) 56
DAL -- Daniel Cruz (ejection; Second Caution) 56
SEA -- Fredy Montero (caution; Reckless Foul) 60
SEA -- Jhon Kennedy Hurtado (caution; Tactical Foul) 62
SEA -- Zach Scott (caution; Handball) 94+

GAME STATS

	DAL	SEA
Total shots	16	7
Shots on Goal	4	2
Fouls	19	22
Offsides	0	2
Corner Kicks	11	3
Saves	1	4

Referee: David Gantar
Referee's Assistant: Philippe Briere; Anthony Vasoli
4th Official: Tyler Ploeger
Time of Game: 1:53
Attendance: 11,635
Weather: Clear, 104 degrees

AUGUST 25 @ TORONTO FC | W 1-0

CONCACAF CHAMPIONS LEAGUE | GROUP C, GAME 2

DAL: Hartman, Ihemelu, Benitez, Stewart, Hall, Chavez, Shea, Cruz (Guarda 63), Villar (Warshaw 76), Hernandez, Jackson TOR: Kocic, Harden, Eckersley, Frings, Guzman, Borman (Morgan 54), Zavarise (Griffit 56), Stinson (Henry 80), Johnson, Marosevic, Plata

After severe weather conditions forced Wednesday's game to be abandoned, FC Dallas defeated Toronto FC 1-0 in the replay on Thursday morning. FC Dallas was leading 1-0 at half when the first game was abandoned. Dallas had a golden opportunity to take the lead in the 45th minute. After Marvin Chavez earned a penalty, captain Daniel Hernandez's penalty hit the left post, staying out of the net. But FCD struck just minutes later. Ugo Ihemelu sent a cross in from the left flank, which found the head of a posted Jack Stewart. Stewart, appearing in his first game with FCD after being acquired via trade, guided the ball past a diving Kocic and into the netting. FCD played a possession game for most of the second half, limiting chances until the 79th minute when former Dallas player Peri Marosevic got behind the Dallas defense. Marosevic had his attempt blocked by a charging Kevin Hartman. A shot by Torsten Frings from outside the box also required a save by Hartman. But the TFC attack was thwarted when defender Richard Eckersley picked up his second yellow of the game for kicking the ball away. With the win, FCD moved to 2-0-0 in group play. Stewart started for Andrew Jacobson, who missed the game after suffering an allergic reaction to peanuts just before the game.

SCORING SUMMARY

DAL -- Jack Stewart (Ugo Ihemelu) 45

TORONTO, CANADA | BMO FIELD

MISCONDUCT SUMMARY

DAL -- Jair Benitez (caution) 32
TOR -- Torsten Frings (caution) 37
TOR -- Richard Eckersley (caution) 44
DAL -- Brek Shea (caution) 88
TOR -- Richard Eckersley (caution) 90
TOR -- Richard Eckersley (ejection) 90

GAME STATS

	TOR	DAL
Total shots	17	12
Shots on Goal	3	3
Fouls	11	10
Offsides	1	5
Corner Kicks	6	4

Referee: J. Santos
Referee's Assistant: A. Lopez, D. Neil
4th Official: N. Brizan
Attendance: 500

2011 Game Summaries

AUGUST 27 @ SPORTING KC | W 3-2
MLS GAME 27 | DAL 13-7-7

KANSAS CITY, KS | LIVESTRONG SPORTING PARK

DAL: Hartman, Jacobson, Hall, Ihemelu, Benitez (Luna 79), Chavez (Warshaw 68), Guarda (Jackson 61), Villar, Hernandez, Shea, Santos KC: Nielsen, Myers, Besler, Cesar, Sinovic (Harrington 89), Kamara, Espinoza, Bravo (Collin 71), Zusi, Sapong, Bunbury

A stoppage time goal by midfielder Bobby Warshaw helped FC Dallas overcame a 2-0 second half deficit to stun Sporting KC 3-2. Kei Kamara opened the scoring in the 22nd minute after picking the pocket of defender Ugo Ihemelu. Kamara fired a low drive to the far post for the 1-0 lead. Dallas had multiple opportunities to equalize before half, but were unable to convert. KC continued to attack in the second half, adding a second goal in the 68th minute. Teal Bunbury fired a close range shot that missed, but fell right at the feet of Omar Bravo who tapped it in. Ihemelu closed the deficit on a set piece deliverance from Daniel Hernandez just minutes later. The ball was served into the area and slightly grazed off the head of Ihemelu, beating keeper Jimmy Nielsen to the back post. Bunbury was ejected in the 76th minute after collecting his second yellow with a shove to the back of defender Jair Benitez. Up a man, Brek Shea found space on the left side in the 89th minute, sending a curling cross to the back post. Forward Maicon Santos rose above his defender, heading the ball down and into the net. Another cross in stoppage time by Shea found a charging Bobby Warshaw, who finished with a powerful header. The goal was the first of Warshaw's career.

SCORING SUMMARY

KC -- Kei Kamara 8 (unassisted) 22
KC -- Omar Bravo 7 (Teal Bunbury 3) 68
DAL -- Ugo Ihemelu 3 (Daniel Hernandez) 70
DAL -- Maicon Santos 8 (Brek Shea 2) 89
DAL -- Bobby Warshaw 1 (Brek Shea 3) 91+

MISCONDUCT SUMMARY

KC -- Teal Bunbury (caution; Reckless Foul) 16
KC -- Chance Myers (caution; Persistent Infringement) 36
DAL -- Jair Benitez (caution; Dissent) 36
DAL -- Brek Shea (caution; Reckless Foul) 51
KC -- Teal Bunbury (caution; Reckless Foul) 76
KC -- Teal Bunbury (ejection; Second Caution) 76
DAL -- Ugo Ihemelu (caution; Tactical Foul) 81
DAL -- Daniel Hernandez (caution; Tactical Foul) 90

GAME STATS

	KC	DAL
Total shots	14	15
Shots on Goal	6	4
Fouls	14	14
Offsides	2	1
Corner Kicks	5	3
Saves	2	4

Referee: Chris Penso
Referee's Assistant: Paul Scott; Bill Dittmar
4th Official: Edvin Jurisevic
Time of Game: 2:11
Attendance: 20,018
Weather: Sunny, 88 degrees

AUGUST 30 VS. SEATTLE | L 0-1
LAMAR HUNT U.S. OPEN CUP | SEMIFINALS

TUKWILA, WA | STARFIRE SPORTS STADIUM

DAL: Hartman, Benitez (Stewart 89), Hall, Ihemelu, Jacobson, Hernandez, Cruz (John 46), Chavez, Shea, Villar (Jackson 64), Santos SEA: Keller, Scott, Parke, Hurtado, Gonzalez, Rosales, Alonso, Evans, Fernandez (Neagle 84), Montero (Riley 89), Noonan (Fucito 66)

In a match short on scoring opportunities, Fredy Montero led Seattle to a 1-0 victory over FCD and into the U.S. Open Cup Finals. Seattle pressured the FC Dallas defense early, nearly converting in the 26th minute. Mauro Rosales' strike just missed the far post on a corner kick kept alive by Montero and Jeff Parke. Kevin Hartman made a diving save on Alvaro Fernandez in the 35th minute to keep it scoreless. After dominating possession early on, Montero converted in the 40th minute. The Colombian faked a shot with his dominant right to lose FCD defender Ugo Ihemelu before pulling the ball onto his left foot. His curling effort from just outside the penalty area nestled softly inside Hartman's far post for the 1-0 lead. Dallas pressured in the second half, but managed only two shots on goal in the game. Their best chance came in the 49th minute, when Marvin Chavez's powerful strike hit the near post. Chavez again had a chance in the final moments of the match, catching keeper Kasey Keller out of net. But the Honduran sent a drive from the top of the box well over the frame.

SCORING SUMMARY

SEA -- Fredy Montero (Alvaro Fernandez) 40

MISCONDUCT SUMMARY

DAL -- Daniel Cruz (caution; Reckless Foul) 12
DAL -- Daniel Hernandez (caution; Dissent) 22
SEA -- Leo Gonzalez (caution; Tactical Foul) 35
SEA -- Brad Evans (caution; Reckless Tackle) 58
DAL -- Ricardo Villar (caution; Reckless Tackle) 63
DAL -- Maicon Santos (caution; Dissent) 63

GAME STATS

	DAL	SEA
Total shots	12	11
Shots on Goal	2	3
Fouls	14	16
Offsides	4	3
Corner Kicks	4	4
Saves	2	1

Referee: Hilario Grajeda
Referee's Assistant: Mike Rottersman; Paul Scott
4th Official: Jeff Hosking
Time of Game: 1:53
Attendance: 4,593
Weather: Partly cloudy, 68 degrees

SEPTEMBER 4 VS. TIGRES UANL | W 2-1
RIO GRANDE PLATE | SECOND LEG

FRISCO, TX | PIZZA HUT PARK

DAL: Seitz, Ulloa (Stewart 77), Hernandez (Hall 64), John, Jacobson, Leyva (Galindo 69), Warshaw, Wiedeman (Top 73), Cruz (Jackson 46), Guarda (Lloyd 21), Luna TIG: Fernandez, Jimenez (Navarro 45), Kontogiannis, Valencia (Stringel 66), Bornstein (Espericueta 61), Duenas, Viniestra, Lobos (Acosta 45), Alvarez (Borelli 45), Veron (Acuna 45), Pulido

FC Dallas claimed its first Rio Grande Plate since 2006, defeating Tigres UNAL 6-5 in a penalty kick tiebreaker after a 2-1 score in regulation tied the series 3-3 on aggregate goals. The match began with Tigres controlling large portions of possession. The long build-up culminated in the 10th minute when Tigres' Alan Pulido split the FC Dallas defense, firing just wide with a shot off the right post. The visitors took a 1-0 lead in the 37th minute as Lucas Lobos chested down and finished a cross from midfielder Francisco Acuna. FC Dallas evened the score in the 44th minute when Home Grown player Bryan Leyva sent a ball to the top left corner of the area for Ruben Luna. While shielding two defenders, Luna collected the ball and knocked a chip-shot to the far post that beat Tigres goalkeeper Aaron Fernandez. Jackson, who replaced Daniel Cruz at half, stole the ball in midfield seconds after entering the field of play. The speedy Brazilian ran right at the heart of the Tigres defense, blowing by two defenders before sending a shot low to the far post for a 2-1 lead and a 3-3 aggregate score. In the sixth round of penalty kicks, recently acquired defender Jeremy Hall netted the game-winner after Tigres' Acuna slammed his shot off the crossbar.

SCORING SUMMARY

TIG -- Lucas Lobos 37
DAL -- Ruben Luna (Bryan Leyva) 44
DAL -- Jackson 46

GAME STATS

	TIG	DAL
Fouls	6	7
Offsides	2	2
Corner Kicks	10	4
Saves	1	1

MISCONDUCT SUMMARY

TIG -- L. Kontogiannis (caution; reckless tackle) 83

Referee: Jorge Luna
Referee's Assistant: Jonathan Johnson, Kevin Terry Jr.
4th Official: Hayden Edwards
Attendance: 9,219
Weather: Fair, 93 degrees

2011 Game Summaries

SEPTEMBER 10 @ NEW ENGLAND | L 0-2

MLS GAME 28 | DAL 13-8-7

DAL: Hartman, Jacobson, Loyd, John, Benitez (Galindo 80), Jackson, Cruz (Luna 69), Villar, Hernandez, Shea (Hall 46), Santos NE: Reis, Alston, Coria (Cochrane 72), Soares, Barnes, Zerk (Guy 80), Joseph, Feilhaber, Tierney, Lekic, Caraglio (Mansally 73)

FC Dallas extended their winless streak in Massachusetts to eight games with a 2-0 loss to New England. Dallas opened the match pressuring the New England defense. After Jackson was chopped down outside of the box in the sixth minute, Jair Benitez whipped the ensuing free kick just over the crossbar, keeping the match tied early. Against the run of play, New England took its 1-0 lead in the 14th minute when Joseph played a ball out wide to Moncef Zerk. The midfielder tracked down the long ball on the right flank before dropping a heel pass to the trailing Milton Caraglio. The late-arriving forward sent a cross back into the middle of the area with his first touch, finding Joseph, who finished with a diving header to the near post to put the Revolution out in front. FC Dallas fired right back in the 16th minute when Brek Shea sent a pass out to the right flank for Loyd, who was making a long run up the sideline. Loyd's cross was precise, finding the head of forward Maicon Santos, but the resulting header was hit directly at New England goalkeeper Matt Reis. In the 84th minute, Benny Feilhaber's corner was chipped to the opposite side of the six-yard box by Ryan Cochrane. The ball set up perfectly for Danish forward Rajko Lekic, who slid a shot low to the near post to give New England a commanding 2-0 lead late. Shea collected his fifth yellow card in the 25th minute, earning an automatic one game suspension.

SCORING SUMMARY

NE -- Shalrie Joseph (Moncef Zerk, Milton Caraglio) 14
NE -- Rajko Lekic (Ryan Cochrane, Benny Feilhaber) 84

GAME STATS

	NE	DAL
Total shots	11	14
Shots on Goal	6	6
Fouls	13	15
Offsides	3	4
Corner Kicks	6	7
Saves	6	4

FOXBOROUGH, MA | GILLETTE STADIUM

MISCONDUCT SUMMARY

DAL -- Brek Shea (caution; Unsporting Behavior) 25
DAL -- Ricardo Villar (caution; Reckless Tackle) 74
NE -- Ryan Guy (caution; Reckless Foul) 93+

Referee: Baldomero Toledo
Referee's Assistant: Fabio Tovar, Ian Anderson
4th Official: Jose Carlos Rivero
Time of Game: 1:55
Attendance: 15,498
Weather: Clear, 67 degrees

SEPTEMBER 14 VS. TAURO FC | D 1-1

CONCACAF CHAMPIONS LEAGUE | GROUP C, GAME 3

DAL: Hartman, Loyd, Ihemelu, John, Benitez, Hernandez, Jacobson, Hall (Wiedeman 89), Cruz (Galindo 76), Villar, Jackson TAU: Anzola, Parris, Herrera, Rodriguez, Moreno, Vargas (Melo 18), Perrera (McLean 89), Perez, Mendieta Jr, Canali (Gallardo 60), Perez

FC Dallas tied Tauro FC of Panama 1-1 in CONCACAF Champions League play to stay atop the Group C standings with seven points. Seconds into the game, Ricardo Villar sent a partially deflected pass up the field to Jackson, who chipped the bouncing ball over the head of the last Tauro FC defender to Daniel Cruz. Cruz turned and hit a twisting shot high to the far post for the quickest 1-0 lead in FC Dallas and CONCACAF Champions League history, just 23 seconds into the game. Tauro FC equalized before half after being awarded a penalty kick in the 41st minute. FC Dallas defender Zach Loyd deflected a forward pass, but the ball sat perfectly in the box for Tauro FC forward Victor Mendieta, who was clipped by a sliding Ugo Ihemelu. Tauro FC captain Luis Moreno stepped to the free kick, striking a low shot to Hartman's left side and off the keeper's fingers. Tauro FC almost notched the game-winner when Reinel Herrera struck a powerful header that skipped off the topside of the crossbar and out of play in the 83rd minute. Coach Schellas Hyndman on the game: "For us it's a disappointment. We're at home, we've won two games, and got a point here, which is not why we play. We play to win."

SCORING SUMMARY

DAL -- Daniel Cruz (Jackson) 1
TAU -- Luis Moreno (PK) 41
DAL -- Ricardo Villar (caution; reckless tackle) 55
TAU -- Jhoan Melo (caution; unsporting behavior) 56
TAU -- Temistocles Perez (caution; dissent) 88

GAME STATS

	TAU	DAL
Total shots	16	14
Shots on Goal	6	9
Fouls	16	18
Offsides	5	8
Corner Kicks	6	6
Saves	8	5

FRISCO, TX | PIZZA HUT PARK

MISCONDUCT SUMMARY

DAL -- Zach Loyd (caution; reckless tackle) 26
DAL -- Jair Benitez (caution; unsporting behavior) 45+

Referee: Walter Quesada
Referee's Assistant: Leonel Leal, Octavio Jara
4th Official: Hugo Cruz
Attendance: 3,001
Weather: Cloudy, 93 degrees

SEPTEMBER 17 VS. NEW YORK | L 0-1

MLS GAME 29 | DAL 13-9-7

DAL: Hartman, Loyd (Warshaw 81), Ihemelu, John, Benitez, Jackson, Cruz (Castillo 53), Hernandez, Jacobson (Galindo 65), Villar, Santos NY: Rost, Mendes, Keel, Ream, Albright, Lindpere, McCarty (Auvray 89), Tainio, Richards, Agudelo, Rodgers (Ballouchy 46)

Despite outshooting their opponent 18-6, FC Dallas was shutout and fell 1-0 to visiting Red Bull New York. NY forward Luke Rogers scored the match's lone goal in the 36th minute. FC Dallas opened the match on the attack, gaining four solid scoring opportunities between the fifth and 21st minutes. Red Bull New York goalkeeper Frank Rost came up with three big saves to keep the match scoreless. FC Dallas got one of its best looks at goal early in the fifth minute when Zach Loyd's throw-in was clipped to the back post by Andrew Jacobson. Maicon Santos, who recorded nine shots, collected the pass at the far post before turning and firing a shot high to Rost's right that cracked the near post before going out for a goal kick. Red Bull New York scored on a counter attack in the 36th minute when U.S. National Team forward Juan Agudelo came free on the right flank and delivered a well-placed low cross in to the feet of Rogers at the far post. FC Dallas continued to dominate possession to start the second half, but could not get a goal to fall without its top three goal scorers sidelined due to injury (David Ferreira and Marvin Chavez) or suspension (Brek Shea).

SCORING SUMMARY

NY -- Luke Rogers (Juan Agudelo, Stephen Keel) 36

GAME STATS

	DAL	NY
Total shots	13	5
Shots on Goal	3	2
Fouls	10	12
Offsides	5	2
Corner Kicks	6	2
Saves	1	3

MISCONDUCT SUMMARY

NY -- Dane Richards (caution; tactical foul) 70
NY -- Joel Lindpere (caution; tactical foul) 75
NY -- Mehdi Ballouchy (caution; tactical foul) 85

Referee: Jair Marrufo
Referee's Assistant: C.J. Morgante, Corey Rockwell
4th Official: Abiodun Okulaja
Time of Game: 1:50
Attendance: 17,019
Weather: Cloudy, 86 degrees

2011 Game Summaries

SEPTEMBER 21 VS. PUMAS | L 0-2

FRISCO, TX | PIZZA HUT PARK

CONCACAF CHAMPIONS LEAGUE | GROUP C, GAME 4

FCD: Hartman, Hernandez, Ihemelu, Hall, John, Cruz (Wiedeman 85), Castillo (Galindo 46), Villar (Warshaw 73), Jackson, Shea, Stewart UNAM: Velarde, Veron, De Buen, Cortes, Cabrera (Izazola 61), Bravo (Aguirre 67), Patino, Fuentes, Palencia (Orrantia 46), Ramirez, Teja

Pumas took control of Group C with a 2-0 win over FC Dallas at Pizza Hut Park. The visitors threatened early, but FCD almost connected early when Brek Shea found a streaking Ricardo Villar at the back post. The Brazilian was unable to convert, pushing the ball wide of net. In the 42nd minute, Dallas' Jackson and Pumas' Luis Fuentes were both sent off when the Mexican head-butted Jackson who in turn retaliated with an elbow to the face. Pumas used the additional space to persistently attack the FCD backline in the second half, but a sprawling save from Hartman kept the game scoreless with six minutes remaining. With FCD fullbacks Jair Benitez and Zach Loyd out due to yellow card accumulation, Pumas second half substitute Emilio Orrantia eventually took over on the right flank. In the 84th minute, the midfielder fired a low cross to Eduardo Aguirre for the game's first goal that Hartman could only watch hit the back of the net. In stoppage time, Orrantia had plenty of space inside the FC Dallas 18-yard box and placed a perfectly weighted pass to a running David Izazola from six-yards away who had no trouble finishing.

SCORING SUMMARY

UNAM -- Eduardo Aguirre (Emilio Orrantia) 84
UNAM -- David Izazola (Emilio Orrantia) 90+

MISCONDUCT SUMMARY

DAL -- Jackson (ejection; unsporting behavior) 40
UNAM -- Luis Fuentes (ejection; unsporting behavior) 40
DAL -- Brek Shea (caution; unsporting behavior) 45
UNAM -- Cabrera (caution; tactical foul) 41
DAL -- Daniel Hernandez (caution; reckless tackle) 90

GAME STATS

	DAL	UNAM
Total shots	10	12
Shots on Goal	1	5
Fouls	12	13
Offsides	2	6
Corner Kicks	1	7
Saves	3	1

Referee: Walter Lopez
Referee's Assistant: G. Ottoniel Lopez, Ronaldo De La Cruz
4th Official: Otto Barrios
Attendance: 6,112
Weather: Clear, 92 degrees

SEPTEMBER 24 VS. HOUSTON | L 0-1

FRISCO, TX | PIZZA HUT PARK

MLS GAME 30 | DAL 13-10-7

DAL: Hartman, Loyd (Stewart 71), Ihemelu, John, Benitez, Jackson, Shea, Jacobson, Hernandez, Villar (Cruz 53), Santos (Chavez 46) HOU: Hall, Hainault, Boswell, Cameron, Ashe, Moffat, Camargo, Davis, Ching (Costly 78), Carr (Clark 64), Cruz (Watson 58)

The Houston Dynamo used a late goal by Geoff Cameron to escape Dallas with a 1-0 road victory, their first of the season. The shutout loss for FCD marked their third straight defeat in league play and extended their scoreless streak to 270 minutes after striking the woodwork three times. The Dynamo created the first opportunity of the game, registering the games first shot in the 2nd minute. But FCD would get the better of play, forcing goalkeeper Tally Hall to make a series of saves in the opening half. In the 12 minute, Jackson side-winded a pass from Brek Shea, but a diving Hall took what appeared to be a certain goal. Andrew Jacobson appeared to score in the 42nd minute after volleying home a ball in the box, but the referee ruled that defender George John interfered with Hall on a 50-50 ball, nullifying the goal. After opportunities by Jackson and John found the woodwork in the second half, Cameron headed home a Brad Davis corner kick in the 87th minute to give the Dynamo the right to retake El Capitan.

SCORING SUMMARY

HOU -- Geoff Cameron 5 (Brad Davis 14) 87

MISCONDUCT SUMMARY

HOU -- Bobby Boswell (caution; Reckless Tackle) 26
DAL -- Ugo Ihemelu (caution; Reckless Tackle) 33

GAME STATS

	DAL	HOU
Total shots	14	12
Shots on Goal	4	4
Fouls	13	10
Offsides	1	3
Corner Kicks	9	5
Saves	3	4

Referee: Ricardo Salazar
Referee's Assistant: Craig Lowry, Peter Manikowski
4th Official: Armando Villarreal
Time of Game: 1:53
Attendance: 10,849
Weather: Sunny, 90 degrees

SEPTEMBER 28 @ TAURO FC | L 3-5

PANAMA CITY | ESTADIO ROMMEL FERNANDEZ

CONCACAF CHAMPIONS LEAGUE | GROUP C, GAME 5

DAL: Hartman, Benitez, John, Stewart, Loyd, Castillo, Cruz (Jacobson 67), Warshaw (Ihemelu 70), Chavez, Luna, Galindo (Guarda 46) TAU: Anzola, Moreno, Perez, Perez, Parris, Rios (Sanchez 46), Barrera (Aguilar 75), Gallardo (Medieta 59), Rodriguez, McLean, Ariano

Tauro FC netted five goals and registered three points for the first time of the group stage. Tauro jumped out to an early lead in the 12th minute on a low-lining strike from just outside the 18-yard box by captain Luis Moreno. FCD responded within minutes when Ruben Luna received a penalty kick call from the referee after falling in the box. Jair Benitez converted it, hitting the ball low to the goalkeeper's right. TFC led 2-1 heading into halftime after Auriel Gallardo headed home a Carlos Rodriguez corner kick in the 33rd minute. The hosts pulled away from there, using goals from Temistocles Perez in the 77th and 86th minutes and another from Marcos Sanchez in the 81st. Luna scored in the 84th minute and added another from the penalty spot in the 93rd. Benitez and Fabian Castillo were shown straight red cards for FC Dallas in the second half while Tauro's Carlos Rodriguez also saw red in stoppage time after the result had already been decided. The game left FCD tied with Toronto FC for second place in Group C. FCD opted for a 4-4-2, starting Marvin Chavez and Luna up top together for the first time in 2011, with rookie Bobby Warshaw manning Daniel Hernandez's defensive midfield position. FCD was without Brek Shea, Jackson, and Daniel Hernandez as a result of mandatory suspensions.

SCORING SUMMARY

TAU -- Luis Moreno (Juan Barrera) 12
FCD -- Jair Benitez (penalty kick) 23
TAU -- Auriel Gallardo (Carlos Rodriguez) 33
TAU -- Marcos Sanchez (Victor Medieta) 77
TAU -- Marcos Sanchez (Victor Medieta) 82
FCD -- Ruben Luna (Andrew Jacobson) 85
TAU -- Marcos Sanchez (Victor Medieta) 87
FCD -- Ruben Luna (penalty kick) 90+

MISCONDUCT SUMMARY

TAU -- Luis Moreno (caution; unsporting behavior) 25
FCD -- Ruben Luna (caution; delay of game) 31
TAU -- Azmahar Ariano (caution; reckless challenge) 47
FCD -- Jair Benitez (ejection; dissent) 59
TAU -- Jean McLean (caution; persistent infringement) 72
FCD -- Andrew Jacobson (caution; unsporting behavior) 79
FCD -- Fabian Castillo (ejection; reckless challenge) 90
TAU -- Carlos Rodriguez (ejection; tactical foul) 90+

GAME STATS

	TAU	DAL
Total shots	12	8
Shots on Goal	8	4
Fouls	11	19
Offsides	5	2
Corner Kicks	9	6
Saves	1	3

Referee: Marco Rodriguez
Referee's Assistant: Jose Luis Camargo, Alberto Morin
4th Official: Ricardo Arellano
Attendance: 316
Weather: Humid, 92 degrees

2011 Game Summaries

OCTOBER 1 @ COLORADO | L 1-0 MLS GAME 31 | DAL 13-11-7

DAL: Hartman, Loyd, Ihemelu, John, Benitez, Jackson (Cruz 34), Chavez, Hernandez, Jacobson (Villar 31), Shea, Santos (Castillo 67) CO: Pickens, Kimura, Wynne, Moor, Comminges, Mullian, Larentowicz, Mastroeni, Smith (Marshall 77), Cummings (Kandji 85), Nyassi (Thompson 81)

FC Dallas continued their scoreless streak and MLS slide with a 1-0 loss at Colorado. With the win, Colorado moved within one point of Dallas for the top wild card position. The Rapids had a golden opportunity in the 23rd minute when a long-range shot by Sanna Nyassi was tipped high by a diving Kevin Hartman. Colorado took the lead in the 25th minute when Drew Moor drove a powerful header off of a Sanna Nyassi corner. Dallas finished the half strong, but goalkeeper Matt Pickens denied scoring chances from Marvin Chavez and Ricardo Villar. The second half didn't contain as much fluid soccer as the first 45 minutes, though midfielder Jamie Smith went close for the Rapids in the 50th minute with a great shot after Pablo Mastroeni and Miguel Comminges combined. Two minutes later, Nyassi found himself behind the Dallas defense and in alone with Hartman, but his hurried shot past a rushing Hartman went just wide of net. Comminges was sent off in the 74th minute after a second bookable offense, but Dallas was unable to convert. Chavez had an open net in stoppage time with Pickens on the ground, but chipped the ball high into the top netting.

SCORING SUMMARY

COL -- Drew Moor 4 (Sanna Nyassi 4) 25

COMMERCE CITY, CO | DICK'S SPORTING GOODS PARK

MISCONDUCT SUMMARY

DAL -- Jackson (caution; Dissent) 30
DAL -- Daniel Hernandez (caution; Reckless Foul) 39
COL -- Miguel Comminges (caution; Delaying a Restart) 62
COL -- Miguel Comminges (caution; Reckless Foul) 74
COL -- Miguel Comminges (ejection; Second Caution) 74
COL -- Drew Moor (caution; Reckless Foul) 80

GAME STATS

	COL	DAL
Total shots	6	12
Shots on Goal	3	6
Fouls	13	18
Offsides	1	2
Corner Kicks	3	2
Saves	3	2

Referee: Michael Kennedy
Referee's Assistant: Corey Rockwell, Peter Balciunas
4th Official: Chris Penso
Time of Game: 1:56
Attendance: 10,362
Weather: Clear, 65 degrees

OCTOBER 12 @ CHICAGO | W 2-1 MLS GAME 32 | DAL 14-11-7

DAL: Hartman, Loyd, Ihemelu, John, Benitez, Castillo (Shea 63), Cruz (Warsaw 85), Jacobson, Villar (Santos 89), Chavez, Jackson CHI: Johnson, Gargan (Mikulic 77), Anibaba, Gibbs, Segares (Barouch 77), Pause (Paladini 56), Pardo, Grazzini, Nyarko, Chaves, Oduro

FC Dallas clinched their second consecutive postseason berth and 10th consecutive Brimstone Cup with a 2-1 win at Chicago. The win snapped a four game losing streak. Dallas got on the board in the 41st minute when a long throw taken by defender Ugo Ihemelu brushed the head of Ricardo Villar before rolling into open space behind the Chicago defense. Jackson ran down the loose ball and beat goalkeeper Sean Johnson with a low shot to the far post to give FC Dallas a 1-0 lead. The goal snapped a 401 minute scoreless streak for FCD, the longest of the season in MLS. Dallas grabbed a two-goal lead in the 53rd minute when Villar sent a corner kick into the center of the box for Zach Loyd. Rising high above his marker, Loyd headed a ball to Danny Cruz, who hit a falling overhead strike high to the left of Johnson. The goal was Cruz's first in MLS competition and it gave Dallas a 2-0 lead with 37 minutes remaining. Despite being down a man for the final 21 minutes of regulation, Chicago continued to attack, getting a goal from Grazzini in the 85th minute. "I think fatigue caught up with us last month," said Loyd after the match. "But with international break, I think a lot of guys got their legs back, got some time off and mentally got their heads right."

SCORING SUMMARY

DAL -- Jackson 4 (Ugo Ihemelu 2) 41
DAL -- Daniel Cruz 1 (Zach Loyd 4, Ricardo Villar 2) 52
CHI -- Sebastian Grazzini 4 (Orr Barouch 1) 85

BRIDGEVIEW, IL | TOYOTA PARK

MISCONDUCT SUMMARY

CHI -- Gonzalo Segares (caution; Reckless Tackle) 18
DAL -- Zach Loyd (caution; Tactical Foul) 29
CHI -- Dan Gargan (caution; Reckless Tackle) 39
DAL -- Jackson (caution; Reckless Tackle) 43
DAL -- Daniel Cruz (caution; Reckless Foul) 58
CHI -- Pavel Pardo (ejection; Serious Foul Play) 78
CHI -- Cory Gibbs (caution; Reckless Foul) 82
CHI -- Josip Mikulic (caution; Reckless Foul) 90

GAME STATS

	CHI	DAL
Total shots	6	12
Shots on Goal	3	6
Fouls	13	18
Offsides	1	2
Corner Kicks	3	2
Saves	3	2

Referee: Michael Kennedy
Referee's Assistant: Corey Rockwell, Peter Balciunas
4th Official: Chris Penso
Time of Game: 1:56
Attendance: 10,362
Weather: Clear, 65 degrees

OCTOBER 15 VS. VANCOUVER | W 2-0 MLS GAME 33 | DAL 15-11-7

DAL: Hartman, Loyd, Ihemelu, John, Benitez, Chavez (Castillo 70), Cruz (Jacobson 70), Hernandez, Villar, Shea, Jackson (Santos 79) VAN: Cannon, Brovsky, DeMerit, Boxall, Harvey, Khalfan, Koffie, Jarju (Tan 57), Thorrington, Salinas (Rochat 52), Camilo (Hassli 69)

FC Dallas tied the club mark for most points in a single season (52) with a 2-0 win over visiting Vancouver. FCD controlled the ball for most of the first half before Vancouver had its first opportunity on a counter attack in the 22nd minute. Mustapha Jarju was one-on-one with defender Ugo Ihemelu, but the veteran stole the ball with a well-timed slide tackle. Goalkeeper Kevin Hartman kept the game scoreless with a diving save on a Camilo free kick just outside the top left corner of the area in the 32nd minute. In the 35th minute, Hartman jumpstarted the FCD attack with a long pass up the field for midfielder Brek Shea. Near midfield, Shea rose above his defender to head a ball forward and into the path of Marvin Chavez. The Honduran timed his run perfectly, cut back to beat a defender, and bent a shot around Whitecaps goalkeeper Joe Cannon for a 1-0 lead. FCD came out on the attack in the second half, earning a free kick from 30-yards away in the 54th minute. Captain Daniel Hernandez took the kick, driving a hard pass to the far post for George John, who attempted to cross the ball to Ihemelu. The ball was tipped by defender Jay DeMerit, sitting perfectly for Shea, who played a powerful volley for his 11th goal of the season.

SCORING SUMMARY

DAL -- Marvin Chavez (Brek Shea 4, Kevin Hartman 1) 35
DAL -- Brek Shea (unassisted) 54

GAME STATS

	DAL	VAN
Total shots	13	6
Shots on Goal	5	4
Fouls	10	19
Offsides	4	3
Corner Kicks	2	2
Saves	4	3

FRISCO, TX | PIZZA HUT PARK

MISCONDUCT SUMMARY

DAL -- M. Chavez (caution; Unsporting Behavior) 38
DAL -- Jackson (caution; Reckless Tackle) 77

Referee: Alex Prus
Referee's Assistant: Adam Garner, Claudio Badea
4th Official: Mark Kadlecik
Time of Game: 1:52
Attendance: 10,222
Weather: Clear, 77 degrees

2011 Game Summaries

OCTOBER 18 VS. TORONTO | L 0-3 CONCACAF CHAMPIONS LEAGUE | GROUP C, GAME 6

DAL: Hartman, Hall (Luna, 68), Ihemelu, John, Loyd, Hernandez, Jacobson, Villar (Cruz, 45), Shea (Guarda, 87), Chávez, Jackson TOR: Kocic; Henry, Harden, Iro, Morgan, Soolsma, Frings, de Guzman (Dunfield, 80), Johnson, Koevermans (Sturgis, 92), Plata (Marosevic, 85)

FC Dallas was eliminated from CONCACAF Champions League play with a 3-0 loss to Toronto FC. With a win, Dallas would have advanced to the quarterfinals. Dallas' best opportunity came off the head of Jackson in the 21st minute. After Brek Shea beat his defender on the left side to the endline and whipped in a cross, Jackson headed the ball wide of the right post. Toronto responded in the 28th minute on a counterattack when Joao Plata, whose darting runs were dangerous all night, centered the ball for Danny Koevermans. The Dutch forward was able to knock the ball home after mishitting his first attempt. FCD was again caught by the counterattack in the 69th minute when Ryan Johnson played a back door pass for Plata, who calmly slotted home the shot. Plata would strike again in the 81st minute, when he stole the ball from Jackson near midfield and broke in alone on goal. Defender George John chased down Plata on the play, but the crafty Ecuadorian cut back and picked out the far side netting to give Toronto the 3-0 win. "For us it's a real shame. I don't like to use the words 'we weren't prepared' or use the words 'we came out flat.' I just don't think we were as committed to this game as they were or as much as we needed to be," said Hyndman after the match.

SCORING SUMMARY

TOR -- Danny Koevermans 29
TOR -- Joao Plata 69
TOR -- Joao Plata 81

GAME STATS

	DAL	TOR
Total shots	7	12
Shots on Goal	2	7
Fouls	6	19
Offsides	2	0
Corner Kicks	4	3
Saves	4	2

FRISCO, TX | PIZZA HUT PARK

MISCONDUCT SUMMARY

TOR -- Andy Iro (caution) 42'
TOR -- Nick Soolsma (caution) 59'
DAL -- Daniel Hernandez (caution) 68'
TOR -- Julian de Guzman (caution) 77'
DAL -- Ruben Luna (caution) 91'

Referee: Roberto Garcia
Referee's Assistant: M. Torrentera, H. Delgadillo
4th Official: Francisco Chacon
Attendance: 2,578
Weather: Clear, 65 degrees

OCTOBER 22 @ SAN JOSE | L 2-4 MLS GAME 34 | DAL 15-12-7

DAL: Seitz, Hall, John, Stewart, Benitez, Cruz (Ulloa 81), Galindo (Wiedeman 63), Guarda, Warshaw, Castillo, Santos (Luna 73) SJ: Busch, Beitashour, Burling, Hernandez, Morrow, Baca, Corrales, Cronin, Dawkins (McLoughlin 85), Stephenson (Gjertsen 62), Wondolowski.

In their MLS regular season finale, FCD rested a number of key players in advance of their upcoming playoff match. A group of regulars, including Brek Shea, Kevin Hartman and Daniel Hernandez, did not make the trip. San Jose struck first in the 26th minute, as Simon Dawkins scored his first of two goals on the night. Over the next 12 minutes of play in the first half, SJ added three more goals to lead 4-0. One such goal was scored by Chris Wondolowski, his 16th on the season, tying him for the lead-league. George John responded in first-half stoppage time, heading in a second ball from Jack Stewart off Daniel Cruz's corner kick to bring the score to 4-1. SJ pressured hard in the second half, as Wondolowski sought out his second consecutive Golden Boot. But in the 90th minute, Home Grown player Ruben Luna slammed a shot into the upper-90, collecting his first career MLS goal. The loss locked Dallas into the first wild card position. After a 1-1 tie by Real Salt Lake went final earlier in the evening, a win would have earned FCD the third seed and a trip to the Western Conference Semifinals.

SCORING SUMMARY

SJ -- Simon Dawkins 5 (unassisted) 26
SJ -- Rafael Baca 1 (Steven Beitashour 7, Khari Stephenson 4) 27
SJ -- Chris Wondolowski 16 (penalty kick) 34
SJ -- Simon Dawkins 6 (unassisted) 38
DAL -- George John 3 (Jack Stewart 1, Daniel Cruz 1) 46+
DAL -- Ruben Luna 1 (Bruno Guarda 2, Jair Benitez 3) 90

GAME STATS

	SJ	DAL
Total shots	15	9
Shots on Goal	9	5
Fouls	10	6
Offsides	2	3
Corner Kicks	6	3
Saves	3	5

MISCONDUCT SUMMARY

SJ -- Bobby Burling (caution; Reckless Tackle) 77

Referee: Kevin Stott
Referee's Assistant: Adam Wienckowski; Brian Poeschel
4th Official: Yader Reyes
Time of Game: 1:51
Attendance: 10,744
Weather: Clear, 76 degrees

OCTOBER 26 VS. NEW YORK | L 0-2 MLS PLAYOFFS | WILD CARD ROUND

DAL: Hartman, Ihemelu, Loyd, Hernandez, John, Benitez, Chavez (Santos 73), Villar (Castillo 82), Jacobson (Cruz 67), Shea, Jackson NY: Rost, Jan Gunnar, Keel, Ream, Miller, McCarty (Ballouchy 59), Tainio, Marquez, Lindpere, Richards (Mendes 82), Henry

FC Dallas fell 2-0 to the visiting NY Red Bulls in an opening round wild card playoff match. Despite outshooting NY 23 to 12 and dominating possession early on, FCD was unable to finish their opportunities. Marvin Chavez had an opportunity in the 14th minute after intercepting a failed clearance, but his shot from the top of the box went just wide of the left post. In the 19th minute, Jackson redirected a cross from Brek Shea, but the attempt was directly at goalkeeper Frank Rost. NY converted in the 61st minute when Joel Lindpere found the ball in the middle of the field and fired a long shot towards goal. Hartman made a nice diving save to his left side, but the rebound was collected by Richards and dropped into the path of second half substitute Mehdi Ballouchy. Ballouchy took a touch before sending in a cross on the ground, which was redirected by Lindpere past Hartman for the 1-0 lead. FCD was given life when NY defender Jan Gunnar Solli was shown a straight red for a tackle from behind on midfielder Daniel Hernandez in the 78th minute, but the team failed to convert. Instead, Thierry Henry found himself in alone with Hartman, adding a second goal in stoppage time.

SCORING SUMMARY

NY -- Joel Lindpere (Mehdi Ballouchy) 61
NY -- Thierry Henry 98+

GAME STATS

	DAL	NY
Total shots	23	12
Shots on Goal	9	6
Fouls	13	12
Offsides	0	4
Corner Kicks	5	4
Saves	4	8

MISCONDUCT SUMMARY

NY -- Tim Ream (caution; tactical foul) 27
DAL -- Ugo Ihemelu (caution; reckless foul) 31
DAL -- Daniel Hernandez (caution; reckless tackle) 51
NY -- Jan Gunnar Solli (ejection; serious foul play) 79

Referee: Ricardo Salazar
Referee's Assistant: Craig Lowry, Peter Manikowski
4th Official: Edwin Jurisevic
Time of Game: 1:57
Attendance: 10,017
Weather: Clear, 67 degrees



1996-2010 Season Reviews

2010 Season (12-4-14, 50 pts)



HEAD COACH

Schellas Hyndman: 12-4-14

PLAYOFFS

Lost to Colorado in MLS Cup final.

MLS HONORS

David Ferreira: 2010 MLS MVP, MLS Best XI, **Kevin Hartman:** MLS Player of the Month (August). **Brek Shea:** MLS Player of the Week (11). **Jeff Cunningham:** MLS Player of the Week (19).

TEAM HONORS

David Ferreira: MVP

Jeff Cunningham: Golden Boot (11)
Kevin Hartman: Defender of the Year
Daniel Hernandez: Humanitarian of the Year

2010 FC DALLAS FINAL STATISTICS

UNF	POS	PLAYER	GP	GS	MIN	G	A	SHT	SOG	FC	FS	OFF	CK	C	E
9	F	Jeff Cunningham	27	13	1464	11	1	58	25	8	13	27	0	0	0
10	F-M	David Ferreira	30	30	2699	8	13	54	26	34	84	11	99	4	0
20	M	Brek Shea	25	21	1797	5	4	39	19	18	13	10	2	2	1
7	F	Milton Rodriguez	13	13	835	5	1	23	10	7	6	14	0	1	0
16	M-F	Atiba Harris	29	28	2473	4	2	53	21	51	30	18	0	8	0
24	M	Eric Alexander	17	12	1054	2	3	15	6	6	4	1	0	1	0
18	M	Marvin Chavez	16	10	818	2	2	14	4	16	19	2	1	4	0
13	M	Dax McCarty	21	18	1604	1	2	18	6	17	25	1	25	4	0
12	M	Eric Avila	18	1	452	1	1	14	7	8	5	0	3	0	0
3	D	Ugo Ihemelu	19	18	1558	1	0	8	3	14	15	0	0	3	0
4	D	Heath Pearce	28	27	2414	0	6	31	2	21	9	0	27	5	0
5	D	Jair Benitez	28	28	2424	0	2	8	1	22	35	3	1	3	1
6	D	Jackson Goncalves	12	9	805	0	1	7	3	10	4	1	0	0	0
15	D	Kyle Davies	3	2	166	0	0	0	0	3	2	0	0	0	0
27	D	Edson Edward	1	0	5	0	0	0	0	0	0	0	0	0	0
8	M	Bruno Guarda	9	2	233	0	0	1	0	9	3	3	0	1	0
1	GK	Kevin Hartman	20	20	1755	0	0	0	0	0	1	0	0	0	0
2	M	Daniel Hernandez	24	24	2098	0	0	16	7	49	27	0	0	6	0
14	D	George John	25	25	2138	0	0	4	1	21	10	1	0	3	0
21	M	Bryan Leyva	1	0	13	0	0	0	0	0	0	0	0	0	0
19	D	Zach Loyd	24	19	1769	0	0	1	0	19	11	0	0	2	0
34	F	Ruben Luna	4	0	48	0	0	2	0	4	1	0	0	0	0
44	GK	Dario Sala	11	10	945	0	0	0	0	1	1	0	0	1	1
26	D-M*	Anthony Wallace	2	0	16	0	0	0	0	1	0	0	0	0	0
31	F	Jason Yeisley	5	0	39	0	0	1	0	0	1	1	0	0	0
22	GK	Josh Lambo	0	0	0	0	0	0	0	0	0	0	0	0	0
17	F	Peri Marosevic	0	0	0	0	0	0	0	0	0	0	0	0	0
23	F	Andrew Wiedeman	0	0	0	0	0	0	0	0	0	0	0	0	0
Own-goals received					2										
Team totals			30	30	2700	42	38	367	141	339	352	93	158	48	3
Opponent totals			30	30	2700	28	29	291	121	352	339	92	125	52	6

GAME-WINNING GOALS: Brek Shea 3, Jeff Cunningham 3, Milton Rodriguez 2, David Ferreira 2, Ugo Ihemelu 1, Eric Alexander 1

GAME-WINNING ASSISTS: David Ferreira 5, Brek Shea 2, Heath Pearce 2, Jair Benitez 2, (several players with one)

PENALTY KICK GOALS/ATTEMPTS: David Ferreira 4-5, Jeff Cunningham 4-4

FC DALLAS INDIVIDUAL GOALKEEPING

UNF	POS	GOALKEEPER	GP	GS	MIN	SHTS	SV	GA	GAA	PG	PA	W	L	T	SO
1	GK	Kevin Hartman	20	20	1755	71	56	12	0.62	1	2	10	1	8	9
44	GK	Dario Sala	11	10	945	50	34	16	1.52	1	2	2	3	6	1
Team totals			30	30	2700	121	90	28	0.93	2	4	12	4	14	10
Opponent totals			30	30	2700	141	98	42	1.40	8	9	4	12	14	4

* = Played with other teams in 2010. Only FC Dallas statistics listed here.

2010 Game-by-Game Finished Third in Western Conference

DATE	OPPONENT	RESULT	ATTENDANCE	W-L-T	PTS.	GOALS
03/27/2010	HOU	D 1-1	8,016	0-0-1	1	HOU: Chabala 36 DAL: Harris 38
MARCH RECORD:		0-0-1				
04/10/2010	CLB	D 2-2	10,556	0-0-2	2	DAL: Cunningham 29, Avila 93+ CLB: Moffat 52, Barros Schelotto 82
04/17/2010	@NY	L 2-1	13,677	0-1-2	2	DAL: McCarty 10 NY: Angel 56, Angel 90
04/22/2010	SEA	D 2-2	8,512	0-1-3	3	DAL: Cunningham 27, 94+ SEA: Zakuan 38, Montero 55
APRIL RECORD:		0-1-2				
05/01/2010	@NE	D 1-1	10,057	0-1-4	4	NE: Schilawski 41 DAL: Harris 66
05/05/2010	@HOU	W 1-0	13,231	1-1-4	7	DAL: Ihemelu 79
05/08/2010	DC	W 1-0	10,323	2-1-4	10	DAL: Cunningham 68
05/15/2010	@PHI	D 1-1	25,038	2-1-5	11	DAL: Shea 13 PHI: Mwanga 93+
05/20/2010	LA	L 1-0	10,947	2-2-5	11	LA: Magee 17
05/27/2010	@CHI	D 1-1	12,522	2-2-6	12	DAL: Ferreira 6 CHI: McBride 40
MAY RECORD:		2-1-3				
06/05/2010	SJ	W 2-0	14,331	3-2-6	15	DAL: Shea 58, Shea 60
06/26/2010	@CHV	W 2-1	14,173	4-2-6	18	DAL: own goal 45, Ferreira 61 Romero 59
JUNE RECORD:		2-0-0				
07/03/2010	KC	W 1-0	15,993	5-2-6	21	DAL: Ferreira 58
07/11/2010	@SEA	D 1-1	36,091	5-2-7	22	SEA: Montero 14 DAL: Ferreira 87
07/17/2010	RSL	W 2-0	11,170	6-2-7	25	DAL: Shea 69, Harris 76
07/24/2010	@TOR	D 1-1	19,743	6-2-8	26	TOR: dos Santos 61 DAL: Rodriguez 77
07/31/2010	@COL	D 1-1	10,596	6-2-9	27	DAL: own goal 22 COL: Ballouchy 26
JULY RECORD:		2-0-3				
08/08/2010	PHI	W 3-1	8,732	7-2-9	30	PHI: Moreno DAL: Ferreira 24, Cunningham 75, 81
08/14/2010	@DC	W 3-1	12,474	8-2-9	33	DAL: Ferreira 36, Alexander 49, Cunningham 92+ DC: own goal 80
08/21/2010	CHV	W 1-0	10,309	9-2-9	36	DAL: Shea 71
08/28/2010	@CLB	D 0-0	16,708	9-2-10	37	-
AUGUST RECORD:		3-0-1				
09/04/2010	TOR	W 1-0	10,033	10-2-10	40	DAL: Cunningham 47
09/11/2010	@SJ	D 0-0	10,342	10-2-11	41	-
09/16/2010	NY	D 2-2	15,105	10-2-12	42	DAL: Rodriguez 24, Alexander 68 NY: Ballouchy 48+, own goal 82
09/22/2010	NE	D 2-2	7,468	10-2-13	43	NE: Joseph 5, Stolica 66 DAL: Ferreira 80, Cunningham 93+
09/25/2010	@KC	W 3-1	10,385	11-2-13	46	DAL: Chavez 4, Rodriguez 12, Cunningham 82 KC: Smith 57
SEPTEMBER RECORD:		2-0-3				
10/02/2010	CHI	W 3-0	10,615	12-2-13	49	DAL: Rodriguez 19, Chavez 46, Cunningham 67
10/09/2010	COL	D 2-2	10,119	12-2-14	50	COL: Larentowicz 13, Larentowicz 51 DAL: Rodriguez 27, Ferreira 37
10/16/2010	@RSL	L 2-0	20,236	12-3-14	50	RSL: Grabavoy 59, Morales 89
10/24/2010	@LA	L 2-1	24,993	12-4-14	50	DAL: Harris 22 LA: Beckham 33, Juninho 46
PLAYOFFS						
10/30/2010	RSL	W 2-1	11,003	1-0-0	-	RSL: Espindola 5 DAL: Cunningham 44, Avila 88
OCTOBER RECORD:		2-2-1				
11/6/2010	@RSL	D 1-1	19,324	1-0-1	-	DAL: McCarty 17 RSL: Findley 79
11/14/2010	@LA	W 3-0	27,000	2-0-1	-	DAL: Ferreira 26, John 54, Chavez 73
11/21/2010	vs.COL	L 2-1	21,700	2-1-1	-	DAL: Ferreira 35 COL: Casey 57, own goal 107
NOVEMBER RECORD:		1-1-1				

FINAL REGULAR SEASON STANDINGS

OVERALL										HOME					ROAD				
EASTERN	GP	W	L	T	PTS	GF	GA	GD		W	L	T	GF	GA	W	L	T	GF	GA
New York	30	15	9	6	51	38	29	9		10	3	2	18	9	5	6	4	20	20
Columbus	30	14	8	8	50	40	34	6		10	3	2	22	12	4	5	6	18	22
Kansas City	30	11	13	6	39	36	35	1		7	5	3	25	19	4	8	3	11	16
Chicago	30	9	12	9	36	37	38	-1		4	4	7	14	13	5	8	2	23	25
Toronto FC	30	9	13	8	35	33	41	-8		6	3	6	19	15	3	10	2	14	26
New England	30	9	16	5	32	32	50	-18		7	5	3	21	18	2	11	2	11	32
Philadelphia	30	8	15	7	31	35	49	-14		6	3	6	22	16	2	12	1	13	33
D.C. United	30	6	20	4	22	21	47	-26		3	11	1	12	25	3	9	3	9	22

OVERALL										HOME					ROAD				
WESTERN	GP	W	L	T	PTS	GF	GA	GD		W	L	T	GF	GA	W	L	T	GF	GA
Los Angeles	30	18	7	5	59	44	26	18		9	4	2	27	19	9	3	3	17	7
Real Salt Lake	30	15	4	11	56	45	20	25		11	0	4	31	7	4	4	7	14	13
FC Dallas	30	12	4	14	50	42	28	14		8	1	6	25	13	4	3	8	17	15
Seattle	30	14	10	6	48	39	35	4		8	4	3	21	16	6	6	3	18	19
Colorado	30	12	8	10	46	44	32	12		8	2	5	26	11	4	6	5	18	21
San Jose	30	13	10	7	46	34	33	1		7	5	3	17	14	6	5	4	17	19
Houston	30	9	15	6	33	40	49	-9		6	6	3	25	21	3	9	3	15	28
Chivas USA	30	8	18	4	28	31	45	-14		6	7	2	19	19	2	11	2	12	26

2009 Season (11-13-6, 39 pts)



HEAD COACH

Schellas Hyndman: 11-13-6

PLAYOFFS

None.

MLS HONORS

Jeff Cunningham: MLS Golden Boot, MLS Best XI, MLS Scoring Champion with 17 goals and eight assists, MLS Player of the Month for Sept., Four time MLS Player of the Week.

TEAM HONORS

Jeff Cunningham: MVP, Golden Boot
Dario Sala: Defender of the Year
Pablo Ricchetti: Humanitarian of the Year

2009 FC DALLAS FINAL STATISTICS

UNF	POS	PLAYER	GP	GS	MIN	G	A	SHT	SOG	FC	FS	OFF	CK	C	E
9	F	Jeff Cunningham	28	23	1918	17	8	71	38	11	18	33	0	2	0
10	M-F	David Ferreira	30	30	2692	8	7	51	22	23	58	12	1	3	0
33	F	Kenny Cooper	15	15	1331	7	1	52	29	15	23	10	0	2	0
16	M-F	Atiba Harris (TOT)	26	25	2139	4	7	38	19	55	27	12	0	8	1
16	M-F	Atiba Harris (DAL)	12	12	1064	2	5	20	10	16	11	5	0	4	0
7	M	Dave van den Bergh	30	30	2446	3	11	35	14	13	20	1	107	2	0
13	M	Dax McCarty	28	27	2340	3	6	32	13	29	49	0	36	3	0
3	D	*Drew Moor	21	21	1890	3	0	18	6	19	15	0	0	2	1
11	M	Andre Rocha	22	14	1270	2	1	28	8	27	22	1	0	5	1
12	M	Eric Avila	18	0	332	1	2	5	3	2	3	0	0	0	0
3	D	Ugo Ihemelu (TOT)	28	27	2443	1	2	13	5	39	27	1	0	9	1
3	D	Ugo Ihemelu (DAL)	8	8	720	1	0	5	3	10	5	1	0	3	0
14	D	George John	16	15	1162	1	0	4	2	12	7	0	0	2	0
6	D-M	Pablo Ricchetti	22	22	1965	1	0	5	1	23	15	0	0	7	0
20	M-D	Brek Shea	19	7	727	0	4	12	6	8	8	9	0	0	0
5	D	Jair Benitez	13	13	1155	0	1	2	0	10	22	0	0	2	0
2	M-D	Daniel Hernandez	7	5	526	0	1	3	0	13	6	0	0	1	0
24	D	Heath Pearce	6	5	478	0	1	6	1	6	2	0	0	1	0
5	D-M	Marcelo Saragosa	9	8	616	0	1	2	1	13	13	0	0	3	1
30	GK	Ray Burse	17	16	1503	0	0	0	0	0	5	0	0	1	0
17	M	Marvin Chavez	7	3	233	0	0	2	0	6	4	1	0	1	0
15	D	Kyle Davies (TOT)	11	10	795	0	0	2	2	6	5	0	0	0	0
15	D	Kyle Davies (DAL)	11	10	795	0	0	2	2	6	5	0	0	0	0
2	D-M	Michael Dello-Russo	2	2	162	0	0	0	0	1	1	0	0	0	0
8	M	Bruno Guarda	4	2	217	0	0	2	1	7	5	0	0	2	0
18	F	Peri Marosevic	4	0	47	0	0	1	0	1	1	0	0	0	0
17	D	*Aaron Pitchkolan	1	0	45	0	0	0	0	2	0	0	0	1	0
25	D	Steve Purdy	5	4	338	0	0	2	0	2	1	0	0	1	0
44	GK	Dario Sala	14	14	1195	0	0	2	1	2	3	0	0	2	1
21	F-M	Alvaro Sanchez	3	2	197	0	0	4	2	0	1	0	2	0	0
4	D	Daniel Torres	15	8	886	0	0	1	0	10	7	0	0	1	1
19	D	Blake Wagner	15	8	789	0	0	5	0	10	14	0	0	1	0
26	D-M	Anthony Wallace	7	6	498	0	0	4	1	2	1	1	0	0	0
22	GK	Josh Lambo	0	0	0	0	0	0	0	0	0	0	0	0	0
Own-goals received						1									
Team totals			30	30	2700	50	49	376	164	299	362	74	146	52	5
Opponent totals			30	30	2700	47	42	367	155	362	299	106	156	61	7

GAME-WINNING GOALS: Jeff Cunningham 7, Kenny Cooper 2, Ugo Ihemelu 1, Atiba Harris 1

GAME-WINNING ASSISTS: Dave van den Bergh 3, Dax McCarty 3, Atiba Harris 3, David Ferreira 3, Jair Benitez 1

PENALTY KICK GOALS/ATTEMPTS: Jeff Cunningham 1-3, Kenny Cooper 2-2

FC DALLAS INDIVIDUAL GOALKEEPING

UNF	POS	GOALKEEPER	GP	GS	MIN	SHTS	SV	GA	GAA	PG	PA	W	L	T	SO
44	GK	Dario Sala	14	14	1195	63	43	20	1.51	2	2	7	5	1	4
30	GK	Ray Burse	17	16	1503	92	62	27	1.62	2	2	4	8	5	1
Team totals			30	30	2700	155	105	47	1.57	4	4	11	13	6	5
Opponent totals			30	30	2700	164	111	50	1.67	3	5	13	11	6	5

2009 Game-by-game

Finished Fifth in the Western Conference

DATE	OPPONENT	RESULT	ATT.	W-L-T	POS.	PTS	NOTES:
03/21/2009	Chicago	L 1-3	15,905	0-1-0	T4	0	DAL: Cooper (9); CHI: Mapp (38) McBride (51) Blanco (90)
03/29/2009	Chivas USA	L 0-2	6,524	0-2-0	T7	0	CHV: Lillingston (56) Stepanovic (75)
MARCH RECORD:		0-2-0					
04/04/2009	at New England	L 1-2	11,314	0-3-0	8	0	DAL: Cooper (38); NE: Nyassi (56) Ralston (80)
04/11/2009	at Toronto FC	T 1-1	20,272	0-3-1	8	1	DAL: Ricchetti (87); TOR: De Rosario (17)
04/19/2009	Toronto FC	W 3-2	6,813	1-3-1	7	4	DAL: Moor (25) Cooper (43,84); TOR: Serieux (45) Barrett (59)
04/25/2009	at Chivas USA	L 0-2	14,611	1-4-1	T7	4	CHV: Harris (68) Eskandarian (90)
APRIL RECORD:		1-2-1					
05/02/2009	at D.C. United	L 1-2	14,225	1-5-1	8	4	DAL: Rocha (28); DC: Moreno (56,66)
05/09/2009	at Houston	L 0-1	16,932	1-6-1	8	4	HOU: Kamara (58)
05/16/2009	Seattle	T 1-1	8,247	1-6-2	T7	5	DAL: Rocha (45); SEA: Hurtado (18)
05/23/2009	Los Angeles	T 1-1	9,595	1-6-3	7	6	DAL: Moor (31); LA: Donovan (3)
05/31/2009	at Chicago	W 3-0	13,120	2-6-3	7	9	DAL: Cunningham (15) own goal (34) Cooper (80)
MAY RECORD:		1-2-1					
06/07/2009	San Jose	T 2-2	5,724	2-6-4	7	10	DAL: Ferreira (29) Cooper (87); SJ: own goal (60) Alvarez (82)
06/13/2009	Houston	L 1-3	8,580	2-7-4	7	10	DAL: Moor (66); HOU: Weaver (12,63) Mulrooney (36)
06/20/2009	Columbus	W 2-1	8,041	3-7-4	7	13	DAL: Avila (80) Cooper (87); CLB: Brunner (17)
06/24/2009	at Colorado	T 1-1	10,583	3-7-5	7	14	DAL: Ferreira (37); COL: Cummings (84)
JUNE RECORD:		1-1-2					
07/04/2009	New York	W 2-1	14,327	4-7-5	7	17	DAL: Cunningham (15,17); NY: Angel (43)
07/11/2009	at Colorado	L 0-1	8,128	4-8-5	7	17	COL: Kimura (79)
07/24/2009	at Real Salt Lake	L 2-4	18,822	4-9-5	7	17	DAL: Cunningham (13) van den Bergh (21); RSL: Movsisyan (55,90) Findley (62) own goal (88)
JULY RECORD:		1-2-0					
08/01/2009	Kansas City	W 6-0	10,317	5-9-5	7	20	DAL: Cunningham (38,66,76,89) Ferreira (42,78)
08/06/2009	Houston	W 1-0	7,442	6-9-5	T6	23	DAL: Cunningham (20)
08/15/2009	at Columbus	L 0-2	19,115	6-10-5	7	23	CLB: Marshall (10) Gaven (87)
08/23/2009	at New York	L 2-3	9,648	6-11-5	7	23	DAL: McCarty (19) van den Bergh (72); NY: Angel (4,88) Richards (27)
AUGUST RECORD:		2-2-0					
09/05/2009	D.C. United	T 2-2	10,219	6-11-6	7	24	DAL: Cunningham (17) Ferreira (50); DC: Burch (44) Moreno (58)
09/12/2009	at Los Angeles	W 6-3	18,148	7-11-6	7	27	DAL: van den Bergh (7) Cunningham (25,86) McCarty (71) Harris (82) Ferreira (83); LA: own goal (26) DeLaGarza (42) Buddle (90)
09/19/2009	at Kansas City	L 2-3	10,385	7-12-6	7	27	DAL: McCarty (44) Cunningham (54); KC: Hirsig (9) Wolff (77) Conrad (80)
09/26/2009	Real Salt Lake	W 3-0	8,623	8-12-6	7	30	DAL: Cunningham (5,87) Ferreira (10)
09/30/2009	New England	W 1-0	51,012	9-12-6	7	33	DAL: Cunningham (71)
SEPTEMBER RECORD:		3-1-1					
10/07/2009	at San Jose	W 2-1	9,023	10-12-6	6	36	DAL: Ferreira (49) Cunningham (82); SJ: Amarikwa (73)
10/17/2009	Colorado	W 2-1	15,243	11-12-6	6	39	DAL: John (4) Ihemelu (66); COL: Noonan (71)
10/24/2009	at Seattle	L 1-2	33,108	11-13-6	7	39	DAL: Harris (14); SEA: Jaqua (61) Evans (84)
OCTOBER RECORD:		2-1-0					

PLAYOFFS:

None

FINAL REGULAR SEASON STANDINGS

EASTERN CONFERENCE

	OVERALL								HOME					ROAD				
	GP	W	L	T	PTS	GF	GA	GD	W	L	T	GF	GA	W	L	T	GF	GA
Columbus	30	13	7	10	49	41	31	10	9	2	4	25	15	4	5	6	16	16
Chicago	30	11	7	12	45	39	34	5	5	4	6	16	17	6	3	6	23	17
New England	30	11	10	9	42	33	37	-4	7	4	4	22	16	4	6	5	11	21
D.C. United	30	9	8	13	40	43	44	-1	7	3	5	19	14	2	5	8	24	30
Toronto FC	30	10	11	9	39	37	46	-9	8	3	4	20	14	2	8	5	17	32
Kansas City	30	8	13	9	33	33	42	-9	4	6	5	18	20	4	7	4	15	22
New York	30	5	19	6	21	27	47	-20	5	6	4	24	20	0	13	2	3	27

WESTERN CONFERENCE

	OVERALL								HOME					ROAD				
	GP	W	L	T	PTS	GF	GA	GD	W	L	T	GF	GA	W	L	T	GF	GA
Los Angeles	30	12	6	12	48	36	31	5	7	4	4	18	17	5	2	8	18	14
Houston	30	13	8	9	48	39	29	10	8	1	6	23	13	5	7	3	16	16
Seattle	30	12	7	11	47	38	29	9	7	2	6	21	10	5	5	5	17	19
Chivas USA	30	13	11	6	45	34	31	3	9	3	3	25	14	4	8	3	9	17
Real Salt Lake	30	11	12	7	40	43	35	8	9	1	5	34	11	2	11	2	9	24
Colorado	30	10	10	10	40	42	38	4	8	2	5	25	10	2	8	5	17	28
FC Dallas	30	11	13	6	39	50	47	3	8	3	4	28	19	3	10	2	22	28
San Jose	30	7	14	9	30	36	50	-14	6	5	4	22	21	1	9	5	14	29

2008 Season (8-10-12, 36 pts)



HEAD COACH

Schellas Hyndman: 4-5-8

Marco Ferruzzi: 2-2-1

Steve Morrow: 2-3-3

PLAYOFFS

None.

MLS HONORS

Kenny Cooper: MLS All-Star, Best XI,

Player of the Week (Week 18, 19)

MLS Comeback Player of the Year

Juan Tojo: MLS All-Star

TEAM HONORS

Kenny Cooper: MVP, Golden Boot

Pablo Ricchetti: Defender of the Year,

Humanitarian of the Year

2008 FC DALLAS FINAL STATISTICS

UNF	POS	PLAYER	GP	GS	MIN	G	A	SHT	SOG	FC	FS	OFF	CK	C	E
33	F	Kenny Cooper	30	30	2622	18	3	119	60	36	48	39	0	1	0
9	F	Jeff Cunningham(DAL)	11	11	951	5	2	24	12	7	8	20	0	1	0
25	F	Dominic Oduro	25	9	992	5	2	28	16	9	18	7	0	0	0
11	M	Andre Rocha	27	26	2151	3	8	47	21	52	22	1	60	6	1
12	F	*Arturo Alvarez	16	10	931	3	3	22	11	8	9	7	4	2	0
7	F	*Abe Thompson	13	4	427	3	1	12	8	7	2	5	0	0	0
8	M	Juan Tojo	16	15	1283	2	2	21	13	32	23	4	0	3	0
14	D	Drew Moor	27	27	2430	2	1	18	5	17	29	0	0	5	0
5	M	Marcelo Saragosa	25	23	1809	1	2	14	4	41	34	1	0	8	1
8	M	Bruno Guarda	12	9	822	1	1	10	6	17	21	4	3	2	0
17	D	Aaron Pitchkolan	21	15	1345	1	0	6	4	12	8	1	0	2	1
12	M	Victor Sikora	5	4	274	1	0	4	1	5	7	1	6	1	0
15	D	Adrian Serio	24	24	1926	0	4	8	0	22	35	0	0	3	1
6	M	Pablo Ricchetti	27	25	2252	0	3	10	2	34	16	0	0	5	2
24	M	Eric Avila	14	3	508	0	2	4	1	8	10	0	2	1	0
13	M	Dax McCarty	17	8	821	0	2	2	2	3	7	2	27	1	0
4	D	Duilio Davino	23	22	1958	0	1	5	2	14	6	0	0	3	0
19	M	Bobby Rhine	7	6	472	0	1	7	2	7	10	0	7	2	1
10	F	Ricardinho	7	1	137	0	1	6	3	6	7	1	1	0	0
28	M	Chase Wileman	2	0	47	0	1	1	0	0	0	0	0	0	0
30	GK	Ray Burse	2	2	180	0	0	0	0	0	0	0	0	0	0
2	D	Michael Dello-Russo	8	1	288	0	0	5	2	5	2	1	7	0	0
44	GK	Dario Sala	28	28	2520	0	0	0	0	3	8	0	0	3	0
20	M-D	Brek Shea	2	0	17	0	0	0	0	1	0	0	0	1	0
23	D	Blake Wagner	24	23	2068	0	0	6	0	22	29	1	0	2	0
26	M	Anthony Wallace	5	4	259	0	0	0	0	2	2	0	0	0	0
31	M	Jamie Watson	1	0	11	0	0	0	0	1	0	0	0	0	0
27	D	Andrew Daniels	0	0	0	0	0	0	0	0	0	0	0	0	0
22	GK	Josh Lambo	0	0	0	0	0	0	0	0	0	0	0	0	0
32	F	Jeff Rowland	0	0	0	0	0	0	0	0	0	0	0	0	0
29	F	Spencer Wadsworth	0	0	0	0	0	0	0	0	0	0	0	0	0
16	D	David Wagenfuhr	0	0	0	0	0	0	0	0	0	0	0	0	0
Team totals			30	30	2700	45	40	379	175	371	380	95	117	52	7
Opponent totals			30	30	2700	41	44	373	147	380	371	65	174	47	6

GAME-WINNING GOALS: Kenny Cooper 4, Andre Rocha 1, Aaron Pitchkolan 1, Dominic Oduro 1, Arturo Alvarez 1

GAME-WINNING ASSISTS: Andre Rocha 4, Dax McCarty 1, Ricardinho 1

PENALTY KICK GOALS/ATTEMPTS: Kenny Cooper 4-4

FC DALLAS INDIVIDUAL GOALKEEPING

UNF	POS	GOALKEEPER	GP	GS	MIN	SHTS	SV	GA	GAA	PG	PA	W	L	T	SC
44	GK	Dario Sala	28	28	2520	131	92	37	1.32	1	1	8	8	12	7
30	GK	Ray Burse	2	2	180	16	12	4	2.00	1	1	0	2	0	0
Team totals			30	30	2700	147	104	41	1.37	2	2	8	10	12	7
Opponent totals			30	30	2700	175	126	45	1.50	4	4	10	8	12	4

* = Played with other teams in 2008. Only FC Dallas statistics listed here.

2008 Game-by-game

Finished Fifth in the Western Conference

DATE	OPPONENT	RESULT	ATT.	W-L-T	POS.	PTS	NOTES:
03/30/2008	Chivas USA	T 1-1	17,540	0-0-1	T2	1	DAL: Toja (21); CHV: Galindo (84)
MARCH RECORD: 0-0-1							
04/06/2008	at Houston	T 3-3	20,102	0-0-2	4	2	DAL: Cooper (35,45) Alvarez (57); HOU: Caraccio (21) own goal (57) Cameron (90)
04/12/2008	New York	W 2-0	11,564	1-0-2	2	5	DAL: Alvarez (1) Cooper (66)
04/20/2008	at Chivas USA	W 2-0	10,237	2-0-2	1	8	DAL: Cooper (5) Thompson (80)
04/24/2008	New England	L 0-1	10,453	2-1-2	1	8	NE: Smith (72)
APRIL RECORD: 2-1-1							
05/03/2008	at San Jose	T 0-0	10,515	2-1-3	1	9	--
05/10/2008	at Real Salt Lake	L 1-2	12,173	2-2-3	T1	9	DAL: Cooper (56); RSL: Morales (28) Beckerman (73)
05/18/2008	Los Angeles	L 1-5	22,331	2-3-3	4	9	DAL: Oduro (54); LA: Klein (25) Buddle (31,39,85) own goal (34)
05/24/2008	Real Salt Lake	W 2-1	8,960	3-3-3	T2	12	DAL: Oduro (82,90); RSL: Espindola (69)
05/28/2008	Houston	T 2-2	8,541	3-3-4	2	13	DAL: Cooper (35) Moor (69); HOU: Ashe (59) De Rosario (90)
MAY RECORD: 1-2-2							
06/01/2008	at Colorado	L 1-2	12,120	3-4-4	5	13	DAL: Oduro (44); COL: Casey (7) McManus (72)
06/06/2008	at New England	L 1-2	54,045	3-5-4	5	13	DAL: Alvarez (90); NE: Cristman (5) Ralston (22)
06/15/2008	Chicago	W 1-0	14,738	4-5-4	3	16	DAL: Cooper (17)
06/21/2008	at New York	L 0-1	16,427	4-6-4	T5	16	NY: Goldthwaite (16)
06/26/2008	at Houston	T 1-1	16,933	4-6-5	T4	17	DAL: Cooper (62); HOU: Ching (21)
JUNE RECORD: 1-3-1							
07/04/2008	Kansas City	T 1-1	16,765	4-6-6	T5	18	DAL: Thompson (90); KC: Sealy (39)
07/19/2008	Colorado	T 2-2	12,289	4-6-7	6	19	DAL: Cooper (49) Toja (64); COL: H. Gomez (5) Casey (67)
07/27/2008	Los Angeles	W 4-0	21,020	5-6-7	T4	22	DAL: Cooper (15,16) Oduro (36) Thompson (89)
JULY RECORD: 1-0-2							
08/03/2008	at Toronto FC	W 2-0	20,247	6-6-7	3	25	DAL: Cooper (81,90)
08/16/2008	at Columbus	L 1-2	17,647	6-7-7	3	25	DAL: Cunningham (35); CLB: Carroll (62) Evans (65)
08/23/2008	at Kansas City	T 1-1	9,825	6-7-8	3	26	DAL: Rocha (7); KC: Conrad (90)
08/30/2008	Columbus	L 1-2	10,590	6-8-8	4	26	DAL: Cunningham (35); CLB: Moreno (37) Gaven (40)
AUGUST RECORD: 1-2-1							
09/04/2008	Colorado	L 0-1	7,140	6-9-8	5	26	COL: Petke (60)
09/13/2008	at D.C. United	T 2-2	19,890	6-9-9	T5	27	DAL: Cooper (9) Rocha (79); DC: Moreno (26) Quaranta (69)
09/21/2008	at Chicago	W 4-1	16,923	7-9-9	5	30	DAL: Cunningham (2,61) Pitchkolan (43) Guarda (45); CHI: McBride (90)
09/28/2008	D.C. United	W 3-0	12,138	8-9-9	5	33	DAL: Rocha (9) Cunningham (56) Cooper (90)
SEPTEMBER RECORD: 2-1-1							
10/02/2008	San Jose	T 1-1	7,173	8-9-10	T3	34	DAL: Cooper (89); SJ: Johnson (58)
10/11/2008	Toronto FC	T 2-2	14,114	8-9-11	4	35	DAL: Cooper (34,90); TOR: Velez (72) Wynne (88)
10/18/2008	at Real Salt Lake	L 1-3	17,628	8-10-1	4	35	DAL: Saragosa (7); RSL: Movsisyan (35) Johnson (53) Findley (86)
10/26/2008	at Los Angeles	T 2-2	27,000	8-10-1	5	36	DAL: Moor (34) Sikora (39); LA: Buddle (21) Donovan (79)
OCTOBER RECORD: 0-1-3							

PLAYOFFS:

None

FINAL REGULAR SEASON STANDINGS

EASTERN CONFERENCE

	OVERALL								HOME					ROAD				
	GP	W	L	T	PTS	GF	GA	GD	W	L	T	GF	GA	W	L	T	GF	GA
Columbus	30	17	7	6	57	50	36	14	11	2	2	30	15	6	5	4	20	21
Chicago	30	13	10	7	46	44	33	11	7	5	3	23	17	6	5	4	21	16
New England	30	12	11	7	43	40	43	-3	6	5	4	24	20	6	6	3	16	23
Kansas City	30	11	10	9	42	37	39	-2	9	2	4	22	15	2	8	5	15	24
New York	30	10	11	9	39	42	48	-6	9	3	3	30	20	1	8	6	12	28
D.C. United	30	11	15	4	37	43	51	-8	9	4	2	32	19	2	11	2	11	32
Toronto FC	30	9	13	8	35	34	43	-9	6	2	7	17	12	3	11	1	17	31

WESTERN CONFERENCE

	OVERALL								HOME					ROAD				
	GP	W	L	T	PTS	GF	GA	GD	W	L	T	GF	GA	W	L	T	GF	GA
Houston	30	13	5	12	51	45	32	13	10	1	4	30	14	3	4	8	15	18
Chivas USA	30	12	11	7	43	40	41	-1	7	4	4	21	15	5	7	3	19	26
Real Salt Lake	30	10	10	10	40	40	9	1	8	1	6	24	10	2	9	4	16	29
Colorado	30	11	14	5	38	44	45	-1	7	5	3	22	14	4	9	2	22	31
FC Dallas	30	8	10	12	36	45	41	4	5	4	6	23	19	3	6	6	22	22
Los Angeles	30	8	13	9	33	55	62	-7	6	4	5	35	27	2	9	4	20	35
San Jose	30	8	13	9	33	32	38	-6	6	5	4	22	19	2	8	5	10	19

2007 Season (13-12-5, 44 pts)



HEAD COACH

Steve Morrow: 13-12-5

PLAYOFFS

Lost to Houston in quarterfinals.

MLS HONORS

Juan Tojo: MLS All-Star, Player of the Week (Week 15)

Abe Thompson: MLS Player of the Week (Week 27)

TEAM HONORS

Juan Tojo: MVP

Carlos Ruiz: Golden Boot

Clarence Goodson: Defender of the Year

Bobby Rhine: Humanitarian of the Year

2007 FC DALLAS FINAL STATISTICS

UNF	POS	PLAYER	GP	GS	MIN	G	A	SHT	SOG	FC	FS	OFF	CK	C	E
20	F	Carlos Ruiz	22	19	1722	7	2	59	25	46	41	23	0	9	1
8	M	Juan Toja	27	27	2388	6	1	33	16	83	41	6	2	4	0
7	F	Abe Thompson	24	15	1227	5	4	19	11	14	10	13	0	2	0
33	F	Kenny Cooper	14	12	1068	4	2	33	16	16	19	9	0	0	0
12	M	Arturo Alvarez	27	21	1898	3	3	61	30	35	34	5	44	2	0
10	M	*Ramon Nunez	13	10	1001	3	2	36	12	6	23	0	27	0	0
25	F	Dominic Oduro	29	10	1163	3	2	24	13	16	23	17	0	3	0
14	D	Drew Moor	28	28	2495	2	0	7	3	17	30	1	1	3	0
13	M	Dax McCarty	25	18	1604	1	7	13	5	12	46	0	25	0	0
4	D	Chris Gbandi	21	19	1701	1	2	5	3	24	11	2	1	7	1
11	D	Clarence Goodson	27	27	2297	1	1	9	5	36	37	0	0	6	0
10	M	Denilson	8	7	606	1	0	14	4	10	21	2	15	3	0
6	M	Pablo Ricchetti	19	19	1600	0	3	6	2	31	18	0	0	7	0
5	M	Marcelo Saragosa	13	10	800	0	2	3	1	33	17	0	0	4	1
34	F	Ricardinho	8	3	279	0	1	5	2	5	7	3	0	0	0
30	GK	Ray Burse	6	6	540	0	0	0	0	0	1	0	0	0	0
22	D	Michael Dello-Russo	1	1	90	0	0	0	0	0	0	0	0	0	0
1	GK	Shaka Hislop	6	6	540	0	0	0	0	0	0	0	0	0	0
17	M-D	Aaron Pitchkolan	16	11	1142	0	0	6	1	21	4	1	0	4	0
19	D	Bobby Rhine	19	7	862	0	0	5	1	6	9	0	0	2	1
48	GK	Dario Sala	18	18	1620	0	0	0	0	0	4	0	0	3	0
15	D	Adrian Serrioux	10	10	806	0	0	6	2	16	11	0	0	1	0
16	D	David Wagenfuhr	13	10	828	0	0	1	0	16	9	0	0	1	0
23	D	Blake Wagner	1	1	90	0	0	0	0	0	0	0	0	0	0
26	M	Anthony Wallace	1	1	69	0	0	0	0	2	0	0	0	0	0
21	D	Alex Yi	15	14	1178	0	0	5	2	20	7	0	0	3	0
24	M	Sebastian Botero	0	0	0	0	0	0	0	0	0	0	0	0	0
27	D	Andrew Daniels	0	0	0	0	0	0	0	0	0	0	0	0	0
31	M	Sandy Gbandi	0	0	0	0	0	0	0	0	0	0	0	0	0
0	F	Fuad Ibrahim	0	0	0	0	0	0	0	0	0	0	0	0	0
29	M	Scott Jones	0	0	0	0	0	0	0	0	0	0	0	0	0
28	M	Chase Wileman	0	0	0	0	0	0	0	0	0	0	0	0	0
Team totals			30	30	2700	37	32	350	154	465	445	82	115	64	4
Opponent totals			30	30	2700	44	43	381	158	445	465	100	175	57	4

GAME-WINNING GOALS: Juan Toja 3, Abe Thompson 2, Ramon Nunez 2, Six players tied with 1.

GAME-WINNING ASSISTS: Ramon Nunez 2, Dax McCarty 2, Abe Thompson 1, Marcelo Saragosa 1, Pablo Ricchetti 1, Arturo Alvarez 1

PENALTY KICK GOALS/ATTEMPTS: Abe Thompson 2-2, Carlos Ruiz 1-1, Denilson 1-1, Kenny Cooper 1-1

FC DALLAS INDIVIDUAL GOALKEEPING

UNF	POS	GOALKEEPER	GP	GS	MIN	SHTS	SV	GA	GAA	PG	PA	W	L	T	SC
30	GK	Ray Burse	6	6	540	29	23	6	1.00	1	1	3	2	1	2
1	GK	Shaka Hislop	6	6	540	32	23	9	1.50	0	0	2	3	1	0
48	GK	Dario Sala	18	18	1620	97	64	29	1.61	2	2	8	7	3	5
Team totals			30	30	2700	158	110	44	1.47	3	3	13	12	5	7
Opponent totals			30	30	2700	154	112	37	1.23	5	5	12	13	5	11

* = Played with other teams in 2007. Only FC Dallas statistics listed here.

2007 Game-by-game

Finished Third in the Western Conference

DATE	OPPONENT	RESULT	ATT.	W-L-T	POS.	PTS	NOTES:
04/07/2007	at Real Salt Lake	T 2-2	18,678	0-0-1	T3	1	DAL: Cooper (19) Ruiz (90); RSL: Cunningham (29,51)
04/12/2007	at Los Angeles	W 2-1	23,596	1-0-1	1	4	DAL: Ruiz (35) Cooper (43); LA: Findley (86)
04/15/2007	at New York	L 0-3	8,865	1-1-1	T1	4	NY: Altidore (18) Mathis (34) van den Bergh (90)
04/22/2007	Colorado	W 3-1	20,500	2-1-1	1	7	DAL: Nunez (29,78) Oduro (90); COL: Kirovski (34)
04/26/2007	New York	L 0-1	14,087	2-2-1	1	7	NY: Freeman (79)
04/29/2007	New England	L 0-1	9,165	2-3-1	1	7	NE: Twellman (13)
APRIL RECORD:		2-2-1					
05/12/2007	at Kansas City	W 2-1	10,141	3-3-1	1	10	DAL: Cooper (19) Toja (45); KC: Harrington (90)
05/17/2007	at Chicago	W 2-1	12,164	4-3-1	1	13	DAL: Cooper (24) Toja (60); CHI: Carr (73)
05/20/2007	Real Salt Lake	W 2-1	16,576	5-3-1	1	16	DAL: Alvarez (26) C. Gbandi (82); RSL: Adu (68)
05/26/2007	at Chivas USA	L 0-2	8,756	5-4-1	1	16	CHV: Galindo (50) Razov (90)
MAY RECORD:		3-1-0					
06/03/2007	at Houston	L 1-2	13,199	5-5-1	1	16	DAL: Thompson (32); HOU: Clark (51) Ngwenya (66)
06/09/2007	Los Angeles	W 3-1	14,640	6-5-1	1	19	DAL: Toja (24) Thompson (53) Moor (73); LA: Findley (41)
06/14/2007	at Real Salt Lake	W 1-0	16,278	7-5-1	1	22	DAL: Oduro (90)
06/17/2007	at Toronto FC	L 0-4	20,156	7-6-1	1	22	TOR: Edu (22) Dichio (25) Robinson (65) Cunningham (90)
06/23/2007	at Colorado	W 1-0	16,128	8-6-1	1	25	DAL: Toja (62)
06/30/2007	Houston	T 0-0	13,887	8-6-2	1	26	--
JUNE RECORD:		3-2-1					
07/04/2007	Chivas USA	W 2-0	15,773	9-6-2	1	29	DAL: Nunez (41) Oduro (86)
07/14/2007	at D.C. United	T 3-3	20,952	9-6-3	2	30	DAL: Ruiz (51) Toja (71,81); DC: Emilio (8,47) Fred (45)
JULY RECORD:		1-0-1					
08/04/2007	Colorado	W 1-0	12,820	10-6-3	2	33	DAL: Moor (31)
08/11/2007	Columbus	W 3-2	14,818	11-6-3	1	36	DAL: Alvarez (60) Ruiz (80) Goodson (90); CLB: Gonzalez (6) Herron (74)
08/19/2007	at Houston	L 0-1	19,501	11-7-3	2	36	HOU: Ching (42)
AUGUST RECORD:		2-1-0					
09/01/2007	D.C. United	L 0-4	15,747	11-8-3	T2	36	DC: Olsen (4,45) Gomez (47) Fred (49)
09/08/2007	Toronto FC	W 2-0	16,790	12-8-3	2	39	DAL: Denilson (36) Thompson (87)
09/15/2007	at New England	L 2-4	15,289	12-9-3	3	39	DAL: Ruiz (35,84); NE: Noonan (29,65) Ralston (78) Smith (90)
09/20/2007	Chicago	T 1-1	15,059	12-9-4	3	40	DAL: Ruiz (90); CHI: Rolfe (56)
09/23/2007	at Los Angeles	L 1-2	27,000	12-10-4	3	40	DAL: McCarty (11); LA: Donovan (25) Klein (72)
09/30/2007	Houston	L 0-3	17,366	12-11-4	3	40	HOU: De Rosario (45) Robinson (62) Holden (84)
SEPTEMBER RECORD:		1-4-1					
10/06/2007	at Columbus	W 3-1	19,517	13-11-4	3	43	DAL: Alvarez (48) Thompson (86,89); CLB: Gaven (31)
10/11/2007	Chivas USA	T 0-0	9,454	13-11-5	3	44	--
10/20/2007	Kansas City	L 0-2	20,500	13-12-5	3	44	KC: Sealy (39,55)
OCTOBER RECORD:		1-1-1					

PLAYOFFS:

DATE	OPPONENT	RESULT	ATT.	W-L-T	RND.	NOTES:
10/27/2007	Houston	W 1-0	12,537	1-0-0	QTR	DAL: Goodson (23)
11/2/2007	@ Houston	L 1-4 (OT)	30,088	1-1-0	QTR	DAL: Ruiz (14); HOU: Holden (66), Ching (72, 97), Davis (100)

FINAL REGULAR SEASON STANDINGS

EASTERN CONFERENCE

	OVERALL								HOME					ROAD				
	GP	W	L	T	PTS	GF	GA	GD	W	L	T	GF	GA	W	L	T	GF	GA
D.C. United	30	16	7	7	55	56	34	22	10	2	3	37	22	6	5	4	19	12
New England	30	14	8	8	50	51	43	8	8	3	4	32	21	6	5	4	19	22
New York	30	12	11	7	43	47	45	2	9	3	3	30	16	3	8	4	17	29
Chicago	30	10	10	10	40	31	36	-5	6	3	6	16	15	4	7	4	15	21
Kansas City	30	11	12	7	40	45	45	0	7	5	3	22	18	4	7	4	23	27
Columbus	30	9	11	10	37	39	44	-5	5	5	5	17	17	4	6	5	22	27
Toronto FC	30	6	17	7	25	25	49	-24	5	7	3	17	18	1	10	4	8	31

WESTERN CONFERENCE

	OVERALL								HOME					ROAD				
	GP	W	L	T	PTS	GF	GA	GD	W	L	T	GF	GA	W	L	T	GF	GA
Chivas USA	30	15	7	8	53	46	28	18	10	1	4	28	8	5	6	4	18	20
Houston	30	15	8	7	52	43	23	20	8	3	4	22	11	7	5	3	21	12
FC Dallas	30	13	12	5	44	37	44	-7	7	5	3	17	17	6	7	2	20	27
Colorado	30	9	13	8	35	29	34	-5	6	4	5	16	11	3	9	3	13	23
Los Angeles	30	9	14	7	34	38	48	-10	6	6	3	25	25	3	8	4	13	23
Real Salt Lake	30	6	15	9	27	31	45	-14	4	7	4	18	22	2	8	5	13	23

2006 Season (16-12-4, 52 pts)



HEAD COACH

Colin Clarke: 16-2-12

PLAYOFFS

Lost to Colorado in quarterfinals.

MLS HONORS

Richard Mulrooney: MLS All-Star,
MLS Comeback Player of the Year,
Commissioner's Pick.

Carlos Ruiz: MLS Player of the Month (May)

Kenny Cooper: MLS Player of the Week (16)

Ronnie O'Brien: MLS All-Star Reserve

TEAM HONORS

Kenny Cooper: MVP

Carlos Ruiz: Golden Boot

Chris Gbandi: Defender of the Year

Richard Mulrooney: Humanitarian of the Year

2006 FC DALLAS FINAL STATISTICS

UNF	POS	PLAYER	GP	GS	MIN	G	A	SHT	SOG	FC	FS	OFF	CK	C	E
20	F	Carlos Ruiz	27	25	2113	13	5	54	29	54	72	32	2	6	0
33	F	Kenny Cooper	31	29	2453	11	4	65	30	39	59	23	2	3	0
10	M	Ramon Nunez	25	20	1661	6	4	51	15	15	35	5	26	4	0
12	M	Arturo Alvarez	19	6	578	3	1	17	11	14	6	2	10	2	0
9	F	Roberto Mina	16	9	883	3	1	26	14	24	21	3	1	2	0
7	F	Abe Thompson	14	7	674	2	6	10	5	12	6	17	0	2	0
19	D	Bobby Rhine	30	30	2593	2	2	13	5	23	26	0	0	7	1
6	M	Ronnie O'Brien	27	26	2331	1	11	69	24	45	24	7	39	4	0
8	M	Richard Mulrooney	25	23	2075	1	9	12	5	21	29	4	29	1	0
3	D	Greg Vanney	28	28	2510	1	2	9	3	23	9	0	2	3	0
14	D	Drew Moor	27	26	2280	1	1	12	5	25	20	2	0	6	0
15	M	Mark Wilson	12	7	582	1	1	7	2	7	9	0	0	0	0
25	F	Dominic Oduro	16	3	413	1	0	9	3	10	6	5	0	0	0
27	M	Aaron Pitchkolan	10	0	94	1	0	2	1	3	0	0	0	1	0
16	D	David Wagenfuhr	13	5	495	1	0	6	2	13	7	0	0	0	0
4	D	Chris Gbandi	28	27	2393	0	2	14	7	25	28	4	0	3	1
48	GK	Dario Sala	28	28	2475	0	1	0	0	1	4	0	0	3	0
17	M	Simo Valakari	31	30	2608	0	1	10	3	81	23	0	0	6	0
00	GK	Jeff Cassar	1	0	45	0	0	0	0	0	0	0	0	0	0
11	D	Clarence Goodson	13	9	866	0	0	8	3	11	8	1	1	3	0
1	GK	Shaka Hislop	4	4	360	0	0	0	0	0	0	0	0	0	0
13	M	Dax McCarty	2	0	12	0	0	0	0	2	0	0	0	0	0
24	M	Justin Moore	2	1	159	0	0	0	0	1	1	0	0	0	0
*5	M	Marcelo Saragosa	7	3	291	0	0	2	0	13	8	0	0	0	0
21	D	Alex Yi	11	6	667	0	0	2	1	14	3	0	0	2	0
30	GK	Ray Burse	0	0	0	0	0	0	0	0	0	0	0	0	0
22	D	Michael Dello-Russo	0	0	0	0	0	0	0	0	0	0	0	0	0
18	F	Alex Smith	0	0	0	0	0	0	0	0	0	0	0	0	0
23	D	Blake Wagner	0	0	0	0	0	0	0	0	0	0	0	0	0
Team totals			32	32	2880	48	51	398	168	476	419	105	112	58	2
Opponent totals			32	32	2880	44	44	379	157	426	458	123	150	41	4

GAME-WINNING GOALS: Kenny Cooper 6, Carlos Ruiz 2, Ramon Nunez 2, Six players tied with 1.

GAME-WINNING ASSISTS: Ronnie O'Brien 4, Richard Mulrooney 4, Abe Thompson 2, Bobby Rhine 2, Chris Gbandi 2, Four players tied with 1.

PENALTY KICK GOALS/ATTEMPTS: None

FC DALLAS INDIVIDUAL GOALKEEPING

UNF	POS	GOALKEEPER	GP	GS	MIN	SHTS	SV	GA	GAA	PG	PA	W	L	T	SC
00	GK	Jeff Cassar	1	0	45	3	3	0	0.00	0	0	0	0	0	0
48	GK	Dario Sala	28	28	2475	129	93	34	1.24	1	1	14	10	4	5
1	GK	Shaka Hislop	4	4	360	25	13	10	2.50	0	0	2	2	0	0
Team totals			32	32	2880	157	109	44	1.38	1	1	16	12	4	6
Opponent totals			32	32	2880	168	115	48	1.50	0	0	12	16	4	7

* = Played with other teams in 2006. Only FC Dallas statistics listed here.

2006 Game-by-game

Finished First in the Western Conference

DATE	OPPONENT	RESULT	ATT.	W-L-T	POS.	PTS	NOTES:
04/01/2006	Chicago	W 3-2	19,377	1-0-0	1	3	DAL: Alvarez (31) Mina (66) Cooper (70); CHI: Barrett (12) Rolfe (54)
04/08/2006	Real Salt Lake	W 2-1	14,712	2-0-0	1	6	DAL: Cooper (43) Wilson (57); RSL: Klein (36)
04/15/2006	at Colorado	T 2-2	8,160	2-0-1	1	7	DAL: Vanney (5) Mina (25); COL: Kirovski (39) own goal (45)
04/23/2006	Kansas City	W 2-1	17,429	3-0-1	1	10	DAL: Cooper (4) Pitchkolan (90); KC: Zotinka (90)
04/29/2006	at D.C. United	T 1-1	18,889	3-0-2	1	11	DAL: O'Brien (41); DC: Olsen (17)
APRIL RECORD:		3-0-2					
05/06/2006	at Houston	L 3-4	21,448	3-1-2	2	11	DAL: Ruiz (60) Nunez (61) Moor (76); HOU: Clark (31) Ching (35) De Rosario (45,67)
05/10/2006	Los Angeles	W 1-0	14,234	4-1-2	1	14	DAL: Ruiz (20)
05/13/2006	Houston	T 1-1	12,756	4-1-3	1	15	DAL: Ruiz (19); HOU: own goal (81)
05/20/2006	New England	W 4-0	18,090	5-1-3	1	18	DAL: Cooper (4) Ruiz (7,16) Nunez (19)
05/24/2006	at New York	W 2-1	52,425	6-1-3	1	21	DAL: Cooper (76) Ruiz (87); NY: Stammler (8)
MAY RECORD:		3-1-1					
06/03/2006	Columbus	L 1-2	11,085	6-2-3	1	21	DAL: Ruiz (90); CLB: Bisaku (75) Kotschau (89)
06/11/2006	Chivas USA	W 2-1	10,737	7-2-3	1	24	DAL: Ruiz (28) Mina (82); CHV: Razov (83)
06/24/2006	Colorado	W 1-0	13,280	8-2-3	1	27	DAL: Cooper (32)
06/28/2006	at New England	L 0-1	7,247	8-3-3	1	27	NE: Twellman (23)
JUNE RECORD:		2-2-0					
07/01/2006	at Chivas USA	L 0-3	10,112	8-4-3	1	27	CHV: Suarez (20,24) Bornstein (43)
07/04/2006	D.C. United	L 0-1	16,240	8-5-3	1	27	DC: Gomez (34)
07/08/2006	New York	W 2-1	10,430	9-5-3	1	30	DAL: Oduro (2) Wagenfuhr (33); NY: Magee (80)
07/15/2006	at Chicago	W 3-2	13,111	10-5-3	1	33	DAL: Nunez (8) Rhine (77) Cooper (80); CHI: Herron (54,60)
07/22/2006	at Real Salt Lake	W 1-0	20,227	11-5-3	1	36	DAL: Thompson (90)
07/29/2006	Colorado	W 4-1	18,329	12-5-3	1	39	DAL: Rhine (8) Nunez (71,74) Cooper (90); COL: Beckerman (34)
JULY RECORD:		4-2-0					
08/12/2006	at Houston	L 0-1	10,964	12-6-3	1	39	HOU: Waibel (37)
08/20/2006	at Los Angeles	L 0-2	21,967	12-7-3	1	39	LA: Donovan (26) Quaranta (45)
08/27/2006	at Kansas City	L 0-1	6,573	12-8-3	1	39	KC: Sealy (62)
08/30/2006	at Colorado	W 2-0	4,328	13-8-3	1	42	DAL: Nunez (25) Mulrooney (56)
AUGUST RECORD:		1-3-0					
09/02/2006	Houston	W 1-0	14,316	14-8-3	1	45	DAL: Alvarez (86)
09/09/2006	at Chivas USA	T 1-1	13,898	14-8-4	1	46	DAL: Cooper (55); CHV: Ju. Garcia (81)
09/13/2006	Chivas USA	L 0-1	10,224	14-9-4	1	46	CHV: Ju. Garcia (13)
09/16/2006	at Real Salt Lake	L 2-3	14,453	14-10-4	1	46	DAL: Ruiz (4,45); RSL: Williams (13) Klein (62) Kreis (72)
09/23/2006	Real Salt Lake	W 2-1	17,975	15-10-4	1	49	DAL: Ruiz (9) Cooper (14); RSL: Cunningham (48)
09/30/2006	at Columbus	L 1-3	13,505	15-11-4	1	49	DAL: Ruiz (90); CLB: Ngwenya (22) Thomas (66) Garey (76)
SEPTEMBER RECORD:		2-3-1					
10/07/2006	Los Angeles	W 2-1	20,500	16-11-4	1	52	DAL: Ruiz (30) Cooper (47); LA: Donovan (71)
10/14/2006	at Los Angeles	L 2-5	27,000	16-12-4	1	52	DAL: Thompson (14) Alvarez (80); LA: Donovan (25,38) Gomez (35) Jones (52) Quaranta (79)
OCTOBER RECORD:		1-1-0					

PLAYOFFS:

DATE	OPPONENT	RESULT	ATT.	W-L-T	RND.	NOTES:
10/21/2006	at Colorado	W 2-1	4,176	1-0-0	QTR	DAL: Ruiz (15) Thompson (55); COL: Cooke (23)
10/28/2006	Colorado	L 2-3 (OT)	15,486	1-1-0	QTR	DAL: Ruiz (48), Goodson (92); COL: Hernandez (57, 83), Mathis (114)

FINAL REGULAR SEASON STANDINGS

EASTERN CONFERENCE

	OVERALL								HOME					ROAD				
	GP	W	L	T	PTS	GF	GA	GD	W	L	T	GF	GA	W	L	T	GF	GA
D.C. United	32	15	7	10	55	52	38	14	9	3	4	31	22	6	4	6	21	16
New England	32	12	8	12	48	39	35	4	8	3	5	23	14	4	5	7	16	21
Chicago	32	13	11	8	47	43	41	2	8	4	4	25	20	5	7	4	18	21
New York	32	9	11	12	39	41	41	0	8	3	5	24	17	1	8	7	17	24
Kansas City	32	10	14	8	38	43	45	-2	7	4	5	31	24	3	10	3	12	21
Columbus	32	8	15	9	33	30	42	-12	4	6	6	16	16	4	9	3	14	26

WESTERN CONFERENCE

	OVERALL								HOME					ROAD				
	GP	W	L	T	PTS	GF	GA	GD	W	L	T	GF	GA	W	L	T	GF	GA
FC Dallas	32	16	12	4	52	48	44	4	12	3	1	28	14	4	9	3	20	30
Houston	32	11	8	13	46	44	40	4	8	3	5	27	19	3	5	8	17	21
Chivas USA	32	10	9	13	43	45	42	3	7	2	7	24	12	3	7	6	21	30
Colorado	32	11	13	8	41	36	49	-13	9	3	4	22	18	2	10	4	14	31
Los Angeles	32	11	15	6	39	37	37	0	6	6	4	19	15	5	9	2	18	22
Real Salt Lake	32	10	13	9	39	45	49	-4	6	4	6	23	19	4	9	3	22	30

2005 Season (13-10-9, 48 pts)



HEAD COACH

Colin Clarke: 13-10-9

PLAYOFFS

Lost to Colorado in quarterfinals.

MLS HONORS

Ronnie O'Brien: MLS All-Star, MLS Select IX

Greg Vanney: MLS All-Star

Simo Valakari: MLS All-Star

Eddie Johnson: MLS All-Star

Carlos Ruiz: MLS All-Star, MLS Goal of the Decade

Colin Clakre (and staff): MLS All-Star

TEAM HONORS

Ronnie O'Brien: MVP

Carlos Ruiz: Golden Boot

Greg Vanney: Defender of the Year

Richard Mulrooney: Humanitarian of the Year

2005 FC DALLAS FINAL STATISTICS

UNF	POS	PLAYER	GP	GS	MIN	G	A	SHT	SOG	FC	FS	OFF	CK	C	E
20	F	Carlos Ruiz	19	18	1549	11	2	63	30	38	47	36	1	2	0
9	F	Roberto Mina	21	15	1270	7	4	35	13	47	23	12	5	2	0
6	M	Ronnie O'Brien	28	28	2512	6	12	83	37	58	47	3	44	8	0
11	M	Ramon Nunez	21	12	1141	5	3	49	22	9	21	1	35	1	0
7	F	Eddie Johnson	15	13	1180	5	2	30	12	19	25	11	1	1	0
25	F	Abe Thompson	18	6	674	4	0	19	10	10	8	10	0	0	0
27	M	Aaron Pitchkolan	20	15	1442	3	1	16	7	29	22	4	0	3	0
19	D	Bobby Rhine	28	27	2438	2	8	25	9	32	22	1	1	4	0
12	M-F	Arturo Alvarez	24	15	1285	2	4	31	14	33	13	6	38	2	0
18	M	Richard Mulrooney	7	7	574	2	2	7	2	8	12	1	20	1	0
26	D	Clarence Goodson	29	28	2488	2	1	18	9	40	29	3	0	9	0
4	D	Chris Gbandi	17	17	1519	1	1	14	7	18	13	3	0	7	0
8	M	Oscar Pareja	18	6	646	1	1	9	6	17	16	1	1	3	0
3	M	Carey Talley	20	14	1092	0	3	11	4	17	16	2	0	2	1
16	D	David Wagenfuhr	19	15	1369	0	2	8	2	22	15	0	0	1	0
17	M	Simo Valakari	28	28	2471	0	1	8	1	78	28	0	0	8	0
21	D	Greg Vanney	25	25	2210	0	1	8	5	40	14	1	15	4	1
00	GK	Jeff Cassar	4	4	333	0	0	0	0	0	0	0	0	0	0
1	GK	Scott Garlick	28	27	2457	0	0	0	0	0	1	0	0	1	0
5	D	Steve Jolley	13	12	1057	0	0	4	2	16	8	1	0	1	0
23	M	Ty Maurin	3	0	17	0	0	0	0	0	0	0	0	0	0
14	D	Drew Moor	20	9	936	0	0	7	4	6	5	0	0	0	0
48	GK	Dario Sala	1	1	90	0	0	0	0	0	0	0	0	0	0
22	D	Philip Salyer	2	2	180	0	0	0	0	4	1	1	0	0	0
15	M	Mark Wilson	8	7	615	0	0	14	3	13	9	0	0	2	0
2	D	Alex Yi	1	1	66	0	0	1	0	3	3	0	0	1	0
30	GK	Chris Gomez	0	0	0	0	0	0	0	0	0	0	0	0	0
22	D	Winston Marshall	0	0	0	0	0	0	0	0	0	0	0	0	0
13	M	John Pulido	0	0	0	0	0	0	0	0	0	0	0	0	0
29	M	Mario Torres	0	0	0	0	0	0	0	0	0	0	0	0	0
Own-goals received					1										
Team totals			32	32	2880	52	48	460	199	557	403	97	161	63	2
Opponent totals			32	32	2880	44	47	367	158	419	546	98	133	48	4

GAME-WINNING GOALS: Carlos Ruiz 3, Roberto Mina 3, Ronnie O'Brien 2, Five players tied with 1.

GAME-WINNING ASSISTS: David Wagenfuhr 2, Seven players tied with 1.

PENALTY KICK GOALS/ATTEMPTS: Carlos Ruiz 3-3, Ramon Nunez 1-1

FC DALLAS INDIVIDUAL GOALKEEPING

UNF	POS	GOALKEEPER	GP	GS	MIN	SHTS	SV	GA	GAA	PG	PA	W	L	T	SC
48	GK	Dario Sala	1	1	90	2	2	0	0.00	0	0	0	0	1	1
1	GK	Scott Garlick	28	27	2457	135	98	37	1.36	2	2	13	8	7	6
00	GK	Jeff Cassar	4	4	333	21	13	7	1.89	0	0	0	2	1	0
Team totals			32	32	2880	158	113	44	1.38	2	2	13	10	9	7
Opponent totals			32	32	2880	199	137	52	1.63	4	4	10	13	9	8

* = Played with other teams in 2005. Only FC Dallas statistics listed here.

2005 Game-by-game

Finished Second in the Western Conference

DATE	OPPONENT	RESULT	ATT.	W-L-T	POS.	PTS	NOTES:
04/02/2005	Chicago	W 2-1	10,504	1-0-0	1	3	DAL: Mulrooney (2) Johnson (47); CHI: Gray (73)
04/09/2005	at Colorado	T 0-0	9,253	1-0-1	1	4	--
04/16/2005	at Chivas USA	W 3-1	12,697	2-0-1	1	7	DAL: O'Brien (40) Ruiz (85) Johnson (90); CHV: Martins (44)
04/23/2005	Real Salt Lake	W 3-0	9,134	3-0-1	1	10	DAL: Mulrooney (4) Johnson (35) Ruiz (63)
04/30/2005	at Los Angeles	L 0-2	20,021	3-1-1	1	10	LA: Donovan (9) Vagenas (39)
APRIL RECORD:		3-1-1					
05/07/2005	at Kansas City	T 3-3	10,007	3-1-2	1	11	DAL: Johnson (16) O'Brien (77) Ruiz (82); KC: Victorine (4) Wolff (51) Klein (53)
05/14/2005	at San Jose	T 0-0	11,067	3-1-3	T1	12	--
05/18/2005	Colorado	W 2-1	6,112	4-1-3	1	15	DAL: O'Brien (61) Ruiz (77); COL: Jean Philippe (12)
05/22/2005	at Chivas USA	W 5-2	8,977	5-1-3	1	18	DAL: Pitchkolan (0) Ruiz (48) O'Brien (51) Johnson (69) Mina (90); CHV: Cuadros (19) Romo (53)
05/28/2005	at D.C. United	W 2-0	16,624	6-1-3	1	21	DAL: Ruiz (49,56)
MAY RECORD:		3-0-2					
06/04/2005	at Real Salt Lake	W 2-0	40,589	7-1-3	1	24	DAL: O'Brien (22) Thompson (58)
06/12/2005	at Chicago	L 0-2	8,777	7-2-3	1	24	CHI: Jaqua (20) Reiter (90)
06/18/2005	Los Angeles	W 1-0	11,044	8-2-3	1	27	DAL: Mina (32)
06/22/2005	Chivas USA	W 2-1	8,672	9-2-3	1	30	DAL: Mina (18) Thompson (81); CHV: Taylor (48)
06/25/2005	at Colorado	W 3-1	9,208	10-2-3	1	33	DAL: Pitchkolan (13) Rhine (85) Thompson (88); COL: Gonzalez (30)
JUNE RECORD:		4-1-0					
07/02/2005	San Jose	T 2-2	8,719	10-2-4	1	34	DAL: Alvarez (4) Gbandi (57); SJ: Mullan (6) Clark (59)
07/16/2005	at New England	L 2-3	22,108	10-3-4	1	34	DAL: Alvarez (7) O'Brien (45); NE: Twellman (44,90,90)
07/23/2005	at Real Salt Lake	L 0-3	20,218	10-4-4	T1	34	RSL: Dunseth (3) Cila (25) Mathis (30)
07/27/2005	at MetroStars	L 2-3	7,776	10-5-4	T1	34	DAL: Goodson (38,47); MET: Razov (7) Magee (68) Galvan Rey (74)
JULY RECORD:		0-3-1					
08/06/2005	MetroStars	T 2-2	16,750	10-5-5	2	35	DAL: Ruiz (31,34); MET: Djorkaeff (47,53)
08/13/2005	New England	L 1-2	12,101	10-6-5	2	35	DAL: Ruiz (58); NE: Dempsey (33) Joseph (80)
08/20/2005	at Columbus	L 0-1	15,525	10-7-5	T2	35	CLB: Glen (81)
08/27/2005	Chivas USA	T 2-2	14,102	10-7-6	2	36	DAL: Ruiz (44) Nunez (67); CHV: Arias (37) Hendrickson (59)
AUGUST RECORD:		0-2-2					
09/03/2005	San Jose	L 0-2	8,023	10-8-6	2	36	SJ: Cerritos (50) Moreno (53)
09/10/2005	D.C. United	L 1-2	15,263	10-9-6	3	36	DAL: Nunez (87); DC: Erpen (15) Quaranta (72)
09/18/2005	Real Salt Lake	W 2-1	11,681	11-9-6	T2	39	DAL: Mina (17,52); RSL: Watson (54)
09/21/2005	Los Angeles	W 4-1	8,923	12-9-6	2	42	DAL: own goal (34) Mina (37,45) Thompson (90); LA: own goal (86)
09/24/2005	at San Jose	T 1-1	17,414	12-9-7	2	43	DAL: Nunez (58); SJ: Ching (68)
SEPTEMBER RECORD:		2-2-1					
10/01/2005	at Los Angeles	L 1-2	25,557	12-10-7	3	43	DAL: Pitchkolan (42); LA: Gomez (12,45)
10/05/2005	Columbus	W 2-1	6,961	13-10-7	2	46	DAL: Rhine (58) Nunez (90); CLB: Testo (17)
10/08/2005	Colorado	T 0-0	13,011	13-10-8	2	47	--
10/15/2005	Kansas City	T 2-2	18,021	13-10-9	2	48	DAL: Pareja (69) Nunez (75); KC: Arnaud (77) Preki (90)
OCTOBER RECORD:		1-1-2					

PLAYOFFS:

DATE	OPPONENT	RESULT	ATT.	W-L-T	RND.	NOTES:
10/22/2005	at Colorado	T 0-0	9,625	0-0-1	QTR	--
10/29/2005	Colorado	L 2-2 (OT)	10,104	0-1-1	QTR	DAL: Ruiz (67, 105); COL: Cunningham (19), Kotschau (105)

FINAL REGULAR SEASON STANDINGS

EASTERN CONFERENCE

	OVERALL								HOME					ROAD				
	GP	W	L	T	PTS	GF	GA	GD	W	L	T	GF	GA	W	L	T	GF	GA
New England	32	17	7	8	59	55	37	18	11	2	3	28	13	6	5	5	27	24
D.C. United	32	16	10	6	54	58	37	21	9	5	2	37	22	7	5	4	21	15
Chicago	32	15	13	4	49	49	50	-1	8	5	3	30	27	7	8	1	19	23
MetroStars	32	12	9	11	47	53	49	4	6	3	7	28	27	6	6	4	25	22
Kansas City	32	11	9	12	45	52	44	8	6	4	6	23	18	5	5	6	29	26
Columbus	32	11	16	5	38	34	45	-11	7	8	1	15	19	4	8	4	19	26

WESTERN CONFERENCE

	OVERALL								HOME					ROAD				
	GP	W	L	T	PTS	GF	GA	GD	W	L	T	GF	GA	W	L	T	GF	GA
San Jose	32	18	4	10	64	53	31	22	9	0	7	30	14	9	4	3	23	17
FC Dallas	32	13	10	9	48	52	44	8	8	3	5	28	20	5	7	4	24	24
Colorado	32	13	13	6	45	40	37	3	10	4	2	24	14	3	9	4	16	23
Los Angeles	32	13	13	6	45	44	45	-1	10	3	3	29	17	3	10	3	15	28
Real Salt Lake	32	5	22	5	20	30	65	-35	5	8	3	19	24	0	14	2	11	41
Chivas USA	32	4	22	6	18	31	67	-36	3	11	2	15	30	1	11	4	16	37

2004 Season (10-14-6, 36 pts)



HEAD COACH

Colin Clarke: 10-14-6

PLAYOFFS

None

MLS HONORS

Cory Gibbs: MLS All-Star

Ronnie O'Brien: MLS All-Star, MLS Best

XI, Player of the Week (Week 22)

Jason Kreis: MLS All-Star Reserve,

Commissioner's Pick

Brad Davis: MLS Player of the Week (17)

Jeff Cassar: MLS Player of the Week (15)

TEAM HONORS

Simo Valakari: MVP

Eddie Johnson: Golden Boot

Cory Gibbs: Defender of the Year

Steve Jolly: Humanitarian of the Year

2004 FC DALLAS FINAL STATISTICS

UNF	POS	PLAYER	GP	GS	MIN	G	A	SHT	SOG	FC	FS	OFF	CK	C	E
7	F	Eddie Johnson	26	25	2269	12	3	75	32	39	53	27	0	1	0
18	F	Toni Nhleko	23	13	1186	6	2	49	23	33	20	14	0	1	0
9	F	Jason Kreis	25	19	1703	5	2	42	16	26	18	9	16	2	1
6	M	Ronnie O'Brien	29	29	2581	2	10	67	30	53	27	5	32	4	0
10	M	Brad Davis	29	24	1945	2	2	34	11	37	28	4	91	2	1
19	F	Bobby Rhine	19	6	693	2	2	21	9	12	16	1	1	5	0
8	M	Oscar Pareja	24	12	1096	1	6	12	3	30	32	1	5	3	1
17	M	Simo Valakari	26	26	2297	1	4	11	5	73	23	0	1	8	2
15	M	Eric Quill	23	16	1377	1	3	23	12	23	15	5	13	1	0
16	D	Matt Behncke	17	14	1239	1	0	7	2	26	11	1	0	2	0
5	D	Steve Jolley	28	28	2428	1	0	13	6	20	14	1	0	4	0
1	GK	Scott Garlick	12	11	1068	0	1	0	0	0	1	0	0	0	0
4	D	Chris Gbandi	23	20	1771	0	1	5	0	27	24	0	0	8	0
2	D	Cory Gibbs	21	21	1850	0	1	12	2	32	29	0	0	4	0
3	D-M	Carey Talley	23	19	1688	0	1	11	7	33	13	1	1	6	0
00	GK	Jeff Cassar	19	19	1632	0	0	0	0	0	0	0	0	0	0
20	D	Clarence Goodson	5	2	247	0	0	2	0	3	2	1	0	2	0
21	M	Ramon Nunez	8	0	107	0	0	7	0	1	4	0	2	0	0
14	D-M	Milton Reyes	12	9	828	0	0	9	1	18	29	1	0	4	0
22	D	Philip Salyer	17	16	1407	0	0	6	1	11	8	0	0	3	0
12	M	Jordan Stone	5	1	145	0	0	1	0	2	0	0	0	0	0
11	F	*Jason Thompson	1	0	1	0	0	0	0	0	0	0	0	0	0
23	M	Ty Maurin	0	0	0	0	0	0	0	0	0	0	0	0	0
25	D	David Wagenfuhr	0	0	0	0	0	0	0	0	0	0	0	0	0
Team totals			30	30	2700	34	38	407	160	499	373	71	162	60	5
Opponent totals			30	30	2700	45	52	362	166	386	492	68	155	42	6

GAME-WINNING GOALS: Eddie Johnson 7, Toni Nhleko 2, Simo Valakari 1

GAME-WINNING ASSISTS: Ronnie O'Brien 4, Carey Talley 1, Eric Quill 1, Oscar Pareja 1, Scott Garlick 1, Brad Davis 1

PENALTY KICK GOALS/ATTEMPTS: Bobby Rhine 1-1, Eddie Johnson 1-1

DALLAS BURN INDIVIDUAL GOALKEEPING

UNF	POS	GOALKEEPER	GP	GS	MIN	SHTS	SV	GA	GAA	PG	PA	W	L	T	SC
00	GK	Jeff Cassar	19	19	1632	94	65	27	1.49	0	1	7	8	4	4
1	GK	Scott Garlick	12	11	1068	72	52	18	1.52	1	1	3	6	2	4
Team totals			30	30	2700	166	117	45	1.50	1	2	10	14	6	8
Opponent totals			30	30	2700	160	117	34	1.13	2	2	14	10	6	10

* = Played with other teams in 2004. Only Dallas Burn statistics listed here.

2004 Game-by-game

Finished Fifth in the Western Conference

DATE	OPPONENT	RESULT	ATT.	W-L-T	POS.	PTS	NOTES:
04/03/2004	Colorado	T 1-1	7,359	0-0-1	T2	1	DAL: Rhine (75); COL: Spencer (36)
04/17/2004	at Chicago	W 2-0	12,828	1-0-1	T2	4	DAL: Johnson (27) Rhine (70)
04/24/2004	Kansas City	W 1-0	10,269	2-0-1	2	7	DAL: Nhleko (17)
APRIL RECORD:		2-0-1					
05/01/2004	at Columbus	T 0-0	13,271	2-0-2	T1	8	--
05/08/2004	Los Angeles	L 1-3	6,755	2-1-2	T2	8	DAL: Nhleko (6); LA: Kirovski (57,65) Ruiz (90)
05/15/2004	San Jose	L 1-2	8,498	2-2-2	T3	8	DAL: Johnson (66); SJ: Donovan (13) Ching (45)
05/22/2004	at Kansas City	L 0-2	10,013	2-3-2	5	8	KC: Jewsbury (60) Wolff (67)
05/29/2004	at Los Angeles	L 1-4	18,460	2-4-2	5	8	DAL: O'Brien (71); LA: Victorine (9) own goal (65) Kirovski (72,90)
MAY RECORD:		0-4-1					
06/05/2004	at MetroStars	W 2-0	11,519	3-4-2	4	11	DAL: Johnson (51) Nhleko (90)
06/12/2004	New England	W 3-1	6,941	4-4-2	4	14	DAL: Kreis (12) Johnson (74) Nhleko (84); NE: Dempsey (52)
06/19/2004	at Colorado	T 1-1	9,277	4-4-3	4	15	DAL: Kreis (49); COL: Henderson (51)
06/26/2004	D.C. United	T 1-1	13,833	4-4-4	4	16	DAL: Kreis (37); DC: Eskandarian (58)
JUNE RECORD:		2-0-2					
07/03/2004	at Kansas City	L 1-5	20,011	4-5-4	5	16	DAL: Kreis (31); KC: Arnaud (22,79,90) Klein (72) Wolff (75)
07/07/2004	at San Jose	W 2-1	9,350	5-5-4	4	19	DAL: Quill (6) Valakari (89); SJ: Corrales (10)
07/10/2004	Columbus	T 0-0	7,223	5-5-5	4	20	--
07/17/2004	Kansas City	L 0-1	6,942	5-6-5	T4	20	KC: Gutierrez (42)
07/24/2004	D.C. United	W 5-1	11,088	6-6-5	T3	23	DAL: Jolley (10) Johnson (31,73) Davis (45,63); DC: own goal (34)
07/28/2004	at Columbus	L 1-2	13,069	6-7-5	4	23	DAL: Kreis (59); CLB: Buddle (38,43)
JULY RECORD:		2-3-1					
08/07/2004	Colorado	W 1-0	17,792	7-7-5	T3	26	DAL: Johnson (90)
08/11/2004	New England	L 0-3	5,104	7-8-5	T3	26	NE: Noonan (3) Twellman (86) Dorman (90)
08/15/2004	at MetroStars	W 1-0	11,913	8-8-5	T3	29	DAL: Nhleko (90)
08/21/2004	at San Jose	L 0-3	10,020	8-9-5	5	29	SJ: Corrales (5) own goal (24) Ching (52)
08/28/2004	Chicago	W 4-1	7,744	9-9-5	4	32	DAL: O'Brien (28) Johnson (33,65) Nhleko (58); CHI: Jaqua (49)
AUGUST RECORD:		3-2-0					
09/04/2004	at Colorado	L 1-2	8,931	9-10-5	5	32	DAL: Behncke (43); COL: Spencer (52) Borchers (85)
09/11/2004	at D.C. United	L 0-3	13,024	9-11-5	5	32	DC: Eskandarian (45,82) Adu (84)
09/18/2004	Los Angeles	W 2-0	9,289	10-11-5	4	35	DAL: Johnson (10,44)
09/25/2004	MetroStars	L 0-2	7,214	10-12-5	T4	35	MET: Wolyniec (30) Glen (90)
SEPTEMBER RECORD:		1-3-0					
10/02/2004	at New England	L 0-2	10,141	10-13-5	5	35	NE: Twellman (42) Ralston (47)
10/09/2004	at Los Angeles	L 0-2	27,000	10-14-5	5	35	LA: Kirovski (68,85)
10/16/2004	San Jose	T 2-2	10,268	10-14-6	5	36	DAL: Johnson (12) Pareja (62); SJ: Ching (34) Corrales (36)
OCTOBER RECORD:		0-2-1					

PLAYOFFS:

None

FINAL REGULAR SEASON STANDINGS

EASTERN CONFERENCE

	----- OVERALL -----								----- HOME -----						----- ROAD -----					
	GP	W	L	T	PTS	GF	GA	GD	W	L	T	GF	GA		W	L	T	GF	GA	
Columbus	30	12	5	13	49	40	32	8	8	2	5	26	18		4	3	8	14	14	
D.C. United	30	11	10	9	42	43	42	1	9	2	4	31	17		2	8	5	12	25	
MetroStars	30	11	12	7	40	47	49	-2	7	4	4	22	17		4	8	3	25	32	
New England	30	8	13	9	33	42	43	-1	6	6	3	24	20		2	7	6	18	23	
Chicago	30	8	13	9	33	36	44	-8	7	5	3	21	16		1	8	6	15	28	

WESTERN CONFERENCE

	OVERALL								HOME						ROAD					
	GP	W	L	T	PTS	GF	GA	GD	W	L	T	GF	GA	W	L	T	GF	GA		
Kansas City	30	14	9	7	49	38	30	8	9	3	3	22	12	5	6	4	16	18		
Los Angeles	30	11	9	10	43	42	40	2	8	2	5	25	16	3	7	5	17	24		
Colorado	30	10	9	11	41	29	32	-3	7	1	7	16	8	3	8	4	13	24		
San Jose	30	9	10	11	38	41	35	6	5	2	8	25	16	4	8	3	16	19		
Dallas	30	10	14	6	36	34	45	-11	6	5	4	22	18	4	9	2	12	27		

2003 Season (6-19-5, 23 pts)



HEAD COACH

Colin Clarke: 2-3-1

PLAYOFFS

None

MLS HONORS

DJ Countess: MLS Player of the Week (28)

TEAM HONORS

Jason Kreis: MVP

Brad Davis: Golden Boot

DJ Countess: Defender of the Year

Bobby Rhine: Humanitarian of the Year

2003 FC DALLAS FINAL STATISTICS

UNF	POS	PLAYER	GP	GS	MIN	G	A	SHT	SOG	FC	FS	OFF	CK	C	E
9	F	Jason Kreis	18	18	1543	7	2	42	21	21	22	17	2	3	0
24	M	Brad Davis	26	21	1910	6	5	41	16	41	42	7	59	1	0
20	F	*Ronald Cerritos	15	9	852	3	1	15	10	9	12	13	0	0	0
7	F	Eddie Johnson	22	13	1265	3	0	31	12	26	31	16	0	2	0
11	F	*Ali Curtis	8	6	474	1	2	9	5	4	11	1	1	0	0
18	F	Toni Nhleko	11	9	792	2	4	22	7	23	12	19	0	2	0
10	M	Joselito Vaca	27	21	1871	2	4	32	14	24	29	6	15	1	0
4	D	*Brian Dunseth	9	9	806	1	1	3	2	12	5	0	0	0	0
19	F	Bobby Rhine	25	10	1034	2	1	21	10	22	20	8	0	3	0
15	M	Chad Deering	27	26	2187	1	5	24	6	57	23	0	32	7	1
8	M	Oscar Pareja	24	23	1982	1	4	20	3	58	48	5	5	9	0
2	D	Chris Gbandi	22	17	1573	1	2	4	3	27	22	3	1	4	0
14	F	*Gavin Glinton	10	3	273	0	0	4	2	4	10	3	0	1	0
3	D-M	*Ezra Hendrickson	16	15	1367	1	1	6	1	8	10	0	0	2	0
26	M	Ronnie O'Brien	6	3	317	1	0	10	5	12	5	0	0	0	0
3	D	*Ryan Suarez	12	12	1110	1	0	9	3	29	13	2	0	4	1
21	D	Shavar Thomas	15	14	1252	1	0	4	2	34	6	0	1	2	1
4	D	*Paul Broome	7	6	563	0	1	3	1	13	11	0	0	2	1
11	M	*Antonio Martinez	10	5	564	0	1	11	4	4	15	1	14	0	0
16	D	Matt Behncke	13	9	827	0	0	6	1	15	13	1	0	1	0
5	D	Tenywa Bonseu	20	20	1789	0	0	4	2	23	13	0	0	2	1
00	GK	Jeff Cassar	7	6	562	0	0	0	0	0	0	0	0	1	0
1	GK	D.J. Countess	24	24	2194	0	0	0	0	1	1	0	0	3	0
6	D	Steve Morrow	17	17	1484	0	0	6	2	22	5	0	0	0	0
22	D	Philip Salyer	8	5	491	0	0	3	0	6	4	0	0	1	0
12	M	Jordan Stone	16	9	1057	0	0	1	0	14	9	0	0	1	1
13	M	Mandi Urbas	3	0	40	0	0	1	1	0	1	0	0	0	0
25	F	Andy Rosenband	0	0	0	0	0	0	0	0	0	0	0	0	0
17	F	Jason Thompson	0	0	0	0	0	0	0	0	0	0	0	0	0
Own-goals received					1										
Team totals			30	30	2756	35	34	332	133	509	393	102	130	52	6
Opponent totals			30	30	2756	64	63	439	213	413	486	66	172	38	3

GAME-WINNING GOALS: Shavar Thomas 1, Toni Nhleko 1, Jason Kreis 1, Eddie Johnson 1, Chad Deering 1, Ronald Cerritos 1

GAME-WINNING ASSISTS: Oscar Pareja 2, Joselito Vaca 1, Jason Kreis 1, Brad Davis 1

PENALTY KICK GOALS/ATTEMPTS: Jason Kreis 1-2, Brad Davis 2-2, Eddie Johnson 0-1, Ronald Cerritos 1-1

DALLAS BURN INDIVIDUAL GOALKEEPING

UNF	POS	GOALKEEPER	GP	GS	MIN	SHTS	SV	GA	GAA	PG	PA	W	L	T	SC
2	D	Chris Gbandi	1	0	1	0	0	0	0.00	0	0	0	0	0	0
1	GK	D.J. Countess	24	24	2193	173	115	48	1.97	6	10	5	15	4	2
00	GK	Jeff Cassar	7	6	562	40	23	16	2.56	0	0	1	4	1	2
Team totals			30	30	2756	213	138	64	2.09	6	10	6	19	5	4
Opponent totals			30	30	2756	133	96	35	1.14	4	6	19	6	5	8

* = Played with other teams in 2003. Only Dallas Burn statistics listed here.

2003 Game-by-game

Finished Fifth in the Western Conference

DATE	OPPONENT	RESULT	ATT.	W-L-T	POS.	PTS	NOTES:
04/12/2003	Los Angeles	T 1-1 (OT)	9,098	0-0-1	4	1	DAL: O'Brien (4); LA: Ruiz (30)
04/26/2003	New England	L 1-2	8,543	0-1-1	T4	1	DAL: Kreis (72); NE: Jo. Moore (12) Twellman (84)
APRIL RECORD:		0-1-1					
05/03/2003	at D.C. United	T 0-0 (OT)	12,758	0-1-2	4	2	--
05/10/2003	Kansas City	L 1-3	8,317	0-2-2	4	2	DAL: Kreis (53); KC: Quill (12) Brown (15) Klein (66)
05/17/2003	Los Angeles	T 1-1 (OT)	8,085	0-2-3	4	3	DAL: Davis (82); LA: Glinton (43)
05/24/2003	at MetroStars	L 1-2	9,110	0-3-3	4	3	DAL: Kreis (63); MET: Mathis (60) Jolley (84)
05/31/2003	D.C. United	W 3-2	7,617	1-3-3	3	6	DAL: Kreis (16) Gbandi (41) Cerritos (75); DC: Convey (51,89)
MAY RECORD:		1-2-2					
06/14/2003	San Jose	L 1-2	7,601	1-4-3	5	6	DAL: Kreis (25); SJ: Mullan (49) Alvarez (87)
06/18/2003	at Chicago	L 1-4	11,728	1-5-3	5	6	DAL: Suarez (78); CHI: Razov (21,87) Ralph (49) Gray (84)
06/21/2003	Colorado	W 3-1	7,810	2-5-3	4	9	DAL: Davis (31) Kreis (45) Vaca (90); COL: Spencer (25)
06/28/2003	at Los Angeles	L 0-3	18,165	2-6-3	T4	9	LA: Victorine (20) Albright (60) Ruiz (63)
JUNE RECORD:		1-3-0					
07/02/2003	D.C. United	L 1-3	6,075	2-7-3	T4	9	DAL: Kreis (74); DC: Nelsen (29) Kovalenko (78) Stoitchkov (88)
07/05/2003	at Columbus	T 0-0 (OT)	14,412	2-7-4	5	10	--
07/12/2003	at Kansas City	L 1-5	16,349	2-8-4	5	10	DAL: Cerritos (63); KC: Brunt (45) Simutenkov (53,56) Quill (68) Armstrong (74)
07/16/2003	at New England	W 2-1	10,361	3-8-4	5	13	DAL: Cerritos (4) Thomas (13); NE: Jo. Moore (44)
07/19/2003	MetroStars	L 1-2 (OT)	8,422	3-9-4	5	13	DAL: Davis (26); MET: Magee (84) Wolyniec (95)
07/26/2003	at San Jose	L 0-3	9,034	3-10-4	5	13	SJ: Mullan (25) Lagos (37) Agoos (90)
JULY RECORD:		1-4-1					
08/09/2003	at Colorado	L 0-2	12,264	3-11-4	5	13	COL: Spencer (3) Chung (47)
08/13/2003	San Jose	L 0-3	5,515	3-12-4	5	13	SJ: Ching (11) Donovan (23,44)
08/16/2003	Kansas City	W 3-2	7,712	4-12-4	5	16	DAL: Vaca (30) Davis (54) Johnson (71); KC: Preki (26) Gomez (77)
08/23/2003	Columbus	L 1-2	7,950	4-13-4	5	16	DAL: Rhine (75); CLB: Buddle (43) Paule (62)
08/30/2003	at Los Angeles	L 1-2	23,263	4-14-4	5	16	DAL: Davis (12); LA: Ruiz (50) Moreno (90)
AUGUST RECORD:		1-4-0					
09/06/2003	at Colorado	L 1-2	15,726	4-15-4	5	16	DAL: Davis (24); COL: Carrieri (54) Henderson (76)
09/13/2003	at Columbus	L 2-3	16,049	4-16-4	5	16	DAL: Dunseth (15) Johnson (52); CLB: Buddle (28,81) McBride (39)
09/20/2003	Chicago	W 2-0	8,010	5-16-4	5	19	DAL: Nhlako (7) Johnson (45)
09/27/2003	at San Jose	L 2-5	12,219	5-17-4	5	19	DAL: Hendrickson (8) Curtis (14); SJ: De Rosario (0,11,48) Donovan (24,35)
SEPTEMBER RECORD:		1-3-0					
10/04/2003	New England	L 1-4	8,917	5-18-4	5	19	DAL: Pareja (20); NE: Twellman (44,60) Joseph (53) Noonan (75)
10/11/2003	at MetroStars	T 0-0 (OT)	13,567	5-18-5	5	20	--
10/18/2003	at Kansas City	L 0-1	14,923	5-19-5	5	20	KC: Conrad (15)
10/25/2003	Colorado	W 4-3	8,913	6-19-5	5	23	DAL: Rhine (19) own goal (22) Nhlako (31) Deering (39); COL: Spencer (18,52) Crawford (85)
OCTOBER RECORD:		1-2-1					

PLAYOFFS:

None.

FINAL REGULAR SEASON STANDINGS


EASTERN CONFERENCE

	----- OVERALL -----								----- HOME -----						----- ROAD -----					
	GP	W	L	T	PTS	GF	GA	GD	W	L	T	GF	GA	W	L	T	GF	GA		
Chicago	30	15	7	8	53	53	43	10	10	1	4	31	12	5	6	4	22	31		
New England	30	12	9	9	45	55	47	8	7	4	4	32	23	5	5	5	23	24		
MetroStars	30	11	10	9	42	40	40	0	5	6	4	17	19	6	4	5	23	21		
D.C. United	30	10	11	9	39	38	36	2	6	3	6	20	14	4	8	3	18	22		
Columbus	30	10	12	8	38	44	44	0	6	3	6	24	15	4	9	2	20	29		

WESTERN CONFERENCE

	----- OVERALL -----								----- HOME -----						----- ROAD -----					
	GP	W	L	T	PTS	GF	GA	GD	W	L	T	GF	GA	W	L	T	GF	GA		
San Jose	30	14	7	9	51	45	35	10	7	4	4	22	19	7	3	5	23	16		
Kansas City	30	11	10	9	42	48	44	4	8	4	3	32	25	3	6	6	16	19		
Colorado	30	11	12	7	40	40	45	-5	8	2	5	21	13	3	10	2	19	32		
Los Angeles	30	9	12	9	36	35	35	0	9	3	3	25	14	0	9	6	10	21		
Dallas	30	6	19	5	23	35	64	-29	5	8	2	24	31	1	11	3	11	33		

2002 Season (12-9-7, 43 pts)



HEAD COACH

Mike Jeffries: 12-9-7

PLAYOFFS

Lost to Colorado in the quarterfinals

MLS HONORS

Chad Deering: MLS All-Star

Ryan Suarez: MLS All-Star

Jason Kreis: MLS All-Star Reserve, MLS Player of the Week (7)

Joselito Vaca: MLS All-Star Reserve,

Commissioner's Pick

Oscar Pareja: MLS Best XI

Bobby Rhine: MLS Player of the Week (12)

Antonio Martinez: MLS Player of the Week (22)

TEAM HONORS

Oscar Pareja: MVP

Jason Kreis: Golden Boot

Tenywa Bonseu: Defender of the Year

Matt Jordan: Humanitarian of the Year

2002 FC DALLAS FINAL STATISTICS

UNF	POS	PLAYER	GP	GS	MIN	G	A	SHT	SOG	FC	FS	OFF	CK	C	E
9	F	Jason Kreis	27	26	2303	13	4	81	38	54	36	15	16	5	0
19	F	Bobby Rhine	27	19	1686	7	6	44	19	26	44	19	0	2	0
11	M	Antonio Martinez	26	19	1774	4	10	24	9	25	32	8	62	1	1
20	F	Ronald Cerritos	23	11	1209	4	6	40	25	17	16	23	0	0	0
17	M-D	Jorge Rodriguez	22	17	1693	4	2	30	13	39	11	0	14	4	1
6	D	Steve Morrow	24	24	2199	3	0	12	6	26	14	0	0	3	0
26	M	Ronnie O'Brien	11	4	506	2	2	15	10	13	11	0	4	2	0
7	F	Eddie Johnson	11	2	326	2	1	11	4	7	5	6	0	0	0
10	M	Joselito Vaca	25	23	2005	1	9	44	20	26	29	8	7	7	0
11	M	Oscar Pareja	24	23	2000	1	6	31	15	64	58	5	8	7	0
15	M	Chad Deering	27	22	2168	1	4	24	4	36	23	0	60	5	0
3	D	Ryan Suarez	24	24	2061	1	2	19	10	52	45	2	0	6	1
4	M	Paul Broome	25	25	2315	0	4	4	3	30	38	0	0	7	1
21	F	Hamisi Amani-Dove	6	0	101	0	1	6	1	4	4	2	0	1	0
13	M	Carl Bussey	9	1	184	0	1	3	1	5	7	2	0	0	0
16	M-D	Matt Behncke	3	2	190	0	0	1	1	7	5	0	0	1	0
30	M-D	Tenywa Bonseu	27	27	2370	0	0	6	2	29	17	0	0	4	0
22	GK	D.J. Countess	1	1	100	0	0	0	0	0	0	0	0	0	0
18	D	Richard Farrer	8	7	508	0	0	4	1	2	3	1	0	1	0
22	GK	Matt Jordan	27	27	2511	0	0	0	0	0	5	0	0	0	0
14	D	Lee Morrison	3	1	103	0	0	1	0	3	0	0	0	0	0
24	M	Percy Olivares	6	2	251	0	0	3	0	4	7	0	0	1	0
12	M	Jordan Stone	4	1	91	0	0	0	0	1	1	0	0	0	0
2	D	Chris Gbandi	0	0	0	0	0	0	0	0	0	0	0	0	0
30	GK	Bryheem Hancock	0	0	0	0	0	0	0	0	0	0	0	0	0
30	GK	Josh Lynk	0	0	0	0	0	0	0	0	0	0	0	0	0
30	GK	Greg Sutton	0	0	0	0	0	0	0	0	0	0	0	0	0
30	GK	Scott Vallow (DAL)	0	0	0	0	0	0	0	0	0	0	0	0	0
Own-goals received					1										
Team totals			28	28	2609	44	58	403	182	470	411	91	171	57	4
Opponent totals			28	28	2609	43	61	417	165	430	457	51	161	58	3

GAME-WINNING GOALS: Jason Kreis 5, Bobby Rhine 3, Jorge Rodriguez 1, Ronnie O'Brien 1, Antonio Martinez 1, Eddie Johnson 1

GAME-WINNING ASSISTS: Joselito Vaca 4, Oscar Pareja 4, Ronald Cerritos 3, Antonio Martinez 2, Jason Kreis 2, Chad Deering 2, Three players tied with 1.

PENALTY KICK GOALS/ATTEMPTS: Jorge Rodriguez 3-3

DALLAS BURN INDIVIDUAL GOALKEEPING

UNF	POS	GOALKEEPER	GP	GS	MIN	SHTS	SV	GA	GAA	PG	PA	W	L	T	SC
22	GK	D.J. Countess	1	1	100	7	6	1	0.90	0	0	0	0	1	0
22	GK	Matt Jordan	27	27	2511	158	109	42	1.51	5	6	12	9	6	3
Team totals			28	28	2609	165	115	43	1.48	5	6	12	9	7	3
Opponent totals			28	28	2609	182	130	44	1.52	3	3	9	12	7	5

* = Played with other teams in 2002. Only Dallas Burn statistics listed here.

2002 Game-by-game

Finished Third in the Western Conference

DATE	OPPONENT	RESULT	ATT.	W-L-T	POS.	PTS	NOTES:											
03/23/2002	San Jose	L 0-2	15,214	0-1-0	5	0	SJ: DeRosario (11), Donovan (46)											
MARCH RECORD:		0-1-0																
04/06/2002	D.C. United	W 2-1	8,565	1-1-0	4	3	DAL: Kreis (63), Rodriguez (84) DC: Quaranta (61)											
04/13/2002	at Los Angeles	T 1-1 (OT)	14,127	1-1-1	T4	4	DAL: Kreis (57) LA: Ruiz 85											
04/20/2002	Los Angeles	T 1-1 (OT)	17,388	1-1-2	4	5	DAL: Kreis (62) LA: Ruiz 26											
04/27/2002	Kansas City	T 1-1 (OT)	14,065	1-1-3	4	6	DAL: Kreis (52) KC: Klein (15)											
APRIL RECORD:		1-0-3																
05/04/2002	at MetroStars	W 2-1	15,551	2-1-3	4	9	DAL: Suarez (8), Kreis (39) NY: Serna (42)											
05/11/2002	at New England	L 0-2	22,006	2-2-3	4	9	NE: Twellman (6, 40)											
05/18/2002	Colorado	W 3-1	10,592	3-2-3	4	12	DAL: Morrow (10, 60), Kreis (54) COL: Spencer (65)											
05/25/2002	at Columbus	T 1-1 (OT)	13,773	3-2-4	4	13	DAL: Deering (99+) CLB: Cunningham (66)											
MAY RECORD:		2-1-1																
06/01/2002	at Kansas City	T 2-2 (OT)	7,266	3-2-5	T3	14	DAL: Kreis (24), Vaca (60) KC: Fabbro (54, 70)											
06/08/2002	Colorado	W 4-1	12,690	4-2-5	T3	17	DAL: Rhine (4, 17, 74), Kreis (35) COL: Chung (95+)											
06/15/2002	at Chicago	W 3-1	13,117	5-2-5	2	20	DAL: Kreis (45, 68), Rhine (74) CHI: Wolyniec: (39)											
06/22/2002	at Los Angeles	L 0-3	14,588	5-3-5	T2	20	LA: Victorine (58), Lalas (69), Mullan (81)											
06/29/2002	Columbus	W 1-0 (OT)	16,186	6-3-5	2	23	DAL: Kreis (98)											
JUNE RECORD:		3-1-1																
07/04/2002	MetroStars	W 2-0	16,055	7-3-5	2	26	DAL: Rhine (38), Kreis (83)											
07/06/2002	at Kansas City	T 1-1 (OT)	7,461	7-3-6	2	27	DAL: Cerritos (62) KC: McKeon (51)											
07/13/2002	San Jose	W 2-1	13,035	8-3-6	2	30	DAL: Own goal (50), O'Brien (88) SJ: DeRosario (92+)											
07/20/2002	at San Jose	L 0-4	12,616	8-4-6	2	30	SJ: Graziani (3), Lagos (28), DeRosario (42), Donovan (88)											
07/27/2002	at Colorado	T 2-2 (OT)	13,143	8-4-7	2	31	DAL: Cerritos (53), Morrow (92+) COL: Carrieri 62, Chung (76)											
07/31/2002	Kansas City	L 0-1	7,959	8-5-7	T2	31	KC: Armstrong (77)											
JULY RECORD:		2-2-2																
08/10/2002	Chicago	W 3-1	10,505	9-5-7	2	34	DAL: Pareja (25), Kreis (89), O'Brien (91+) CHI: Stoitchkov: (64)											
08/17/2002	at MetroStars	W 3-1	12,471	10-5-7	2	37	DAL: Cerritos (67), Martinez (76, 86) NY: Paule (48)											
08/21/2002	at San Jose	L 1-3	9,089	10-6-7	3	37	DAL: Rodriguez (43) SJ: Graziani (7), Donovan (33), Corrales (63)											
08/24/2002	Los Angeles	W 1-0 (OT)	15,883	11-6-7	2	40	DAL: Rhine (96)											
AUGUST RECORD:		3-1-0																
09/01/2002	at Colorado	L 2-3	12,754	11-7-7	3	40	DAL: Johnson (34), Martinez (67) COL: Hendersoon (12), Kingsley (21), Carrieri (87)											
09/05/2002	MetroStars	L 1-3	7,913	11-8-7	3	40	DAL: Cerritos (14) NY: Mathis (2), Faria (62, 73)											
09/14/2002	New England	L 1-2	17,652	11-9-7	4	40	DAL: Rodriguez (81) NE: Twellman (35, 64)											
09/19/2002	at D.C. United	W 4-3 (OT)	13,889	12-9-7	3	43	DAL: Rodriguez (35), Martinez (74), Rhine (80), Johnson (96)											
SEPTEMBER RECORD:		1-3-0																
PLAYOFFS:																		
DATE	OPPONENT	RESULT	ATT.	W-L-T	RND.	NOTES:												
9/25/2002	Colorado	W 4-2	6,360	1-0-0	QTR	DAL: Morrow: (26), Kreis (49), Deering (68), Martinez (70) COL: Valderrama (2), Spencer (75)												
9/28/2002	at Colorado	L 1-0	1,301	1-1-0	QTR	COL: Carrieri (78)												
10/2/2002	Colorado	L 2-1	8,008	1-2-0	QTR	DAL: Rhine (6) COL: Spencer (22), Chung (101)												
FINAL REGULAR SEASON STANDINGS																		
EASTERN CONFERENCE																		
----- OVERALL -----																		
	GP	W	L	T	PTS	GF	GA	GD	W	L	T	GF	GA	W	L	T	GF	GA
New England	28	12	14	2	38	49	49	0	7	7	0	26	22	5	7	2	23	27
Columbus	28	11	12	5	38	44	43	1	6	4	4	17	15	5	8	1	27	28
Chicago	28	11	13	4	37	43	38	5	5	5	4	23	19	6	8	0	20	19
MetroStars	28	11	15	2	35	41	47	-6	4	8	2	21	22	7	7	0	20	25
D.C. United	28	9	14	5	32	31	40	-9	8	4	2	25	20	1	10	3	6	20
WESTERN CONFERENCE																		
----- OVERALL -----																		
	GP	W	L	T	PTS	GF	GA	GD	W	L	T	GF	GA	W	L	T	GF	GA
Los Angeles	28	16	9	3	51	44	33	11	11	1	2	27	10	5	8	1	17	23
San Jose	28	14	11	3	45	45	35	10	12	1	1	33	12	2	10	2	12	23
Dallas	28	12	9	7	43	44	43	1	8	4	2	22	15	4	5	5	22	28
Colorado	28	13	11	4	43	43	48	-5	9	3	2	30	19	4	8	2	13	29
Kansas City	28	9	10	9	36	37	45	-8	7	4	3	22	21	2	6	6	15	24

2001 Season (10-11-5, 35 pts)



HEAD COACH

Mike Jeffries: 10-11-5

PLAYOFFS

Lost to Chicago in the quarterfinals

MLS HONORS

Chad Deering: MLS All-Star

Jason Kreis: MLS All-Star

Ariel Graziani: MLS All-Star

Lubos Kubik: MLS All-Star

TEAM HONORS

Oscar Pareja: MVP

Ariel Graziani: Golden Boot

Jorge Rodriguez: Defender of the Year

Matt Jordan: Humanitarian of the Year

2001 FC DALLAS FINAL STATISTICS

UNF	POS	PLAYER	GP	GS	MIN	G	A	SHT	SOG	FC	FS	OFF	CK	C	E
20	F	Ariel Graziani	25	24	2208	11	8	83	40	39	41	37	21	6	0
9	F	Jason Kreis	25	25	2175	7	10	77	32	31	38	15	46	2	0
17	M-D	Jorge Rodriguez	24	24	2232	6	4	35	17	35	18	0	0	5	0
19	F	Bobby Rhine	18	10	972	5	7	37	24	24	20	11	3	2	0
8	M	Oscar Pareja	24	24	2113	2	12	42	16	59	56	3	7	6	0
15	M	Chad Deering	25	25	2317	2	4	30	12	47	22	0	37	5	0
10	M	Joselito Vaca	21	17	1461	2	4	25	9	23	24	5	2	1	0
18	D	Richard Farrer	25	24	2108	2	3	5	3	28	16	2	1	6	0
3	D	Ryan Suarez	20	19	1666	2	3	11	5	34	23	3	0	6	0
17	F	Aleksey Korol	15	3	372	2	1	12	6	12	2	1	1	1	0
7	F	Eddie Johnson	10	1	263	2	0	10	4	7	3	1	0	0	0
11	M	Antonio Martinez	17	10	1011	1	9	9	4	15	17	8	27	1	0
4	M	Paul Broome	22	16	1513	1	2	2	2	30	18	0	1	4	0
5	D	Lubos Kubik	11	11	998	1	2	12	5	12	6	0	1	0	1
2	D	Eric Dade	21	20	1639	0	1	8	1	38	16	1	0	6	0
12	M	Miles Joseph	9	3	389	0	1	8	3	9	5	0	2	2	0
24	M	John DeBrito (DAL)	0	0	0	0	0	0	0	0	0	0	0	0	0
14	M-F	Ted Eck	9	3	323	0	0	2	2	14	2	0	0	1	1
24	M-F	Justin Evans (TOT)	15	3	622	0	0	0	0	17	6	0	0	3	1
24	M-F	Justin Evans (DAL)	9	1	300	0	0	0	0	6	5	0	0	2	1
1	GK	Matt Jordan	26	26	2388	0	0	0	0	1	2	0	0	1	0
25	D	Josue Mayard	3	0	27	0	0	1	0	1	0	0	0	0	0
22	GK	Chris Snitko	1	0	24	0	0	0	0	0	0	0	0	0	0
21	F	Hamisi Amani-Dove	0	0	0	0	0	0	0	0	0	0	0	0	0
26	GK	Cole Burgman	0	0	0	0	0	0	0	0	0	0	0	0	0
26	GK	Jon Busch	0	0	0	0	0	0	0	0	0	0	0	0	0
22	GK	Alex Deegan (DAL)	0	0	0	0	0	0	0	0	0	0	0	0	0
26	GK	Matt Napoleon (DAL)	0	0	0	0	0	0	0	0	0	0	0	0	0
26	GK	Eric Pogue	0	0	0	0	0	0	0	0	0	0	0	0	0
26	GK	Dan Popik	0	0	0	0	0	0	0	0	0	0	0	0	0
13	M	Miguel Saavedra	0	0	0	0	0	0	0	0	0	0	0	0	0
26	GK	Adam Throop (DAL)	0	0	0	0	0	0	0	0	0	0	0	0	0
Own-goals received					2										
Team totals			26	26	2412	48	71	409	185	465	334	87	149	57	3
Opponent totals			26	26	2412	47	58	314	140	350	452	60	142	47	3

GAME-WINNING GOALS: Jorge Rodriguez 2, Jason Kreis 2, Ariel Graziani 2, Joselito Vaca 1, Ryan Suarez 1, Bobby Rhine 1

GAME-WINNING ASSISTS: Oscar Pareja 4, Bobby Rhine 2, Antonio Martinez 2, Chad Deering 2, Jason Kreis 1, Paul Broome 1

PENALTY KICK GOALS/ATTEMPTS: Jorge Rodriguez 3-3

DALLAS BURN INDIVIDUAL GOALKEEPING

NF	POS	GOALKEEPER	GP	GS	MIN	SHTS	SV	GA	GAA	PG	PA	W	L	T	S
1	GK	Matt Jordan	26	26	2388	138	91	45	1.70	2	6	10	11	5	9
22	GK	Chris Snitko	1	0	24	2	0	2	7.50	0	0	0	0	0	0
Team totals			26	26	2412	140	91	47	1.75	2	6	10	11	5	9
Opponent totals			26	26	2412	185	131	48	1.79	3	3	11	10	5	5

* = Played with other teams in 2001. Only Dallas Burn statistics listed here.

2001 Game-by-game

Finished Third in the Western Conference

DATE	OPPONENT	RESULT	ATT.	W-L-T	POS.	PTS	NOTES:
04/07/2001	Tampa Bay	L 2-4	15,124	0-1-0	4	0	DAL: Rodriguez (16, 26) TB: Ralston (14), Addo (21), Curtis (51), Diallo (55)
04/14/2001	at San Jose	W 1-0	13,919	1-1-0	T3	3	DAL: Rhine (19)
04/21/2001	Chicago	W 3-2 (OT)	9,785	2-1-0	T1	6	DAL: Rhine (82), Kreis (91) Graziani (96) CHI: Bocanegra (42), Beasley (81)
04/28/2001	at MetroStars	L 2-3	17,543	2-2-0	T2	6	DAL: Farrer (71), Rodriguez (93+) NY: Villegas (22), Chung (32) Mathis (60) COL: Bravo (87)
05/05/2001	Colorado	L 0-1	14,504	2-3-0	T2	6	DAL: Rodriguez (46+), Kreis (58), Farrer (77), Graziani (82)
05/12/2001	Columbus	W 4-0	14,087	3-3-0	2	9	
05/19/2001	at Los Angeles	T 0-0 (OT)	15,881	3-3-1	2	10	--
05/23/2001	San Jose	L 0-2	7,505	3-4-1	2	10	SJ: Cerritos (15), DeRosario (92+)
06/02/2001	Miami	L 2-6	10,049	3-5-1	T2	10	DAL: Rhine (8), Graziani (79) MIA: Marshall (2), Serna (25, 84, 87), Chacon (34), Mastroeni (52)
06/06/2001	at Tampa Bay	W 1-0	5,834	4-5-1	2	13	DAL: Kreis (15)
06/09/2001	D.C. United	W 3-0	11,114	5-5-1	2	16	DAL: Suarez (17), Rhine (29), Martinez (73)
06/16/2001	at Colorado	W 6-3	12,652	6-5-1	2	19	DAL: Own goal (6, 56), Suarez (29), Vaca (35), Broome (83), Korol (90) COL: Balboa (25), Diaz Arce (28, 36)
06/23/2001	Columbus	L 1-2	10,940	6-6-1	2	19	DAL: Graziani (19) CLB: Lapper (30), West (54)
06/30/2001	Los Angeles	T 0-0 (OT)	16,104	6-6-2	2	20	--
07/04/2001	New England	T 1-1 (OT)	21,343	6-6-3	2	21	DAL: Johnson (95+) NE: Cate (29)
07/07/2001	at Columbus	T 2-2 (OT)	18,937	6-6-4	2	22	DAL: Deering (75), Kreis (82) CLB: Perez (81), Buddle (90)
07/14/2001	at Kansas City	L 2-3	8,031	6-7-4	2	22	DAL: Pareja (21), Graziani (53) TB: Lassiter (73, 75), Lowe (89)
07/18/2001	Tampa Bay	W 3-0	7,119	7-7-4	2	25	DAL: Kreis (36), Graziani (49), Rodriguez (53)
07/21/2001	at Chicago	L 1-2 (OT)	20,357	7-8-4	3	25	DAL: Graziani (11) CHI: Stoitchov (77), Wynalda (99)
08/04/2001	at New England	L 1-5	10,326	7-9-4	3	25	DAL: Korol (86) NE: Sunsing (9), Chronopolous (49, 81), Okah (76), Cate (76)
08/11/2001	MetroStars	W 3-0	11,877	8-9-4	3	28	DAL: Vaca (25), Kreis (34), Johnson (74)
08/15/2001	at Columbus	L 0-3	19,008	8-10-4	3	28	CLB: Maisonneuve (18), Washington (75), Perez (91+)
08/18/2001	at Miami	L 2-4	9,750	8-11-4	3	28	DAL: Kreis (23), Deering (56) MIA: Chacon (36,78), Preki (51), Henderson (90)
08/25/2001	Kansas City	W 3-0	13,914	9-11-4	3	31	DAL: Graziani (7, 57), Kubik (37)
08/29/2001	at Tampa Bay	W 3-2 (OT)	4,286	10-11-4	3	34	DAL: Pareja (25), Graziani (67), Rodriguez (97) TB: Ralston (8), Barclay (89)
09/08/2001	at Chicago	T 2-2 (OT)	24,866	10-11-5	3	35	DAL: Rhine (86), Graziani (91+) CHI: Gutierrez (68), Nowak (81)
PLAYOFFS:							
DATE	OPPONENT	RESULT	ATT.	W-L-T	RND.	PTS	NOTES:
9/20/2001	at Chicago	L 2-0	8,314	0-1-0	QTR		CHI: Bocanegra (40), Whitfield (98+)
9/23/2001	Chicago	D 1-1	17,149	0-1-1	QTR		DAL: Deering (27) CHI: Beasley (84)
9/29/2001	at Chicago	L 2-0	12,811	0-2-1	QTR		CHI: Kovalenko (17), Armas (55)

FINAL REGULAR SEASON STANDINGS

EASTERN CONFERENCE

	----- OVERALL -----								----- HOME -----					----- ROAD -----				
	GP	W	L	T	PTS	GF	GA	GD	W	L	T	GF	GA	W	L	T	GF	GA
Miami	26	16	5	5	53	57	36	21	10	2	2	34	22	6	3	3	23	14
MetroStars	26	13	10	3	42	38	35	3	9	3	1	23	14	4	7	2	15	21
New England	27	7	14	6	27	35	52	-17	6	5	2	25	25	1	9	4	10	27
D.C. United	26	8	16	2	26	42	50	-8	6	4	2	26	19	2	12	0	16	31


CENTRAL CONFERENCE

	OVERALL								HOME					ROAD				
	GP	W	L	T	PTS	GF	GA	GD	W	L	T	GF	GA	W	L	T	GF	GA
Chicago	27	16	6	5	53	50	30	20	9	2	3	26	14	7	4	2	24	16
Columbus	26	13	7	6	45	49	36	13	7	1	5	29	15	6	6	1	20	21
Dallas	26	10	11	5	35	48	47	1	6	5	2	25	18	4	6	3	23	29
Tampa Bay	27	4	21	2	14	32	68	-36	2	10	2	18	28	2	11	0	14	40

WESTERN CONFERENCE

	OVERALL								HOME					ROAD				
	GP	W	L	T	PTS	GF	GA	GD	W	L	T	GF	GA	W	L	T	GF	GA
Los Angeles	26	14	7	5	47	52	36	6	9	3	1	26	12	5	4	4	26	24
San Jose	26	13	7	6	45	47	29	18	8	2	3	28	12	5	5	3	19	17
Kansas City	27	11	13	3	36	33	53	-20	8	4	1	19	21	3	9	2	14	32
Colorado	26	5	13	8	23	36	47	-11	3	6	4	18	22	2	7	4	18	25

2000 Season (14-14-4, 46 pts)



HEAD COACH

Dave Dir: 14-14-4

PLAYOFFS

Lost to New York in the quarterfinals

MLS HONORS

Jason Kreis: MLS All-Star

Ariel Graziani: MLS All-Star, MLS Player of the Week (Weeks 1,16)

TEAM HONORS

Ariel Graziani: MVP

Jason Kreis: Golden Boot

Jorge Rodriguez: Defender of the Year

2000 FC DALLAS FINAL STATISTICS

UNF	POS	PLAYER	GP	GS	MIN	G	A	SHT	SOG	FC	FS	OFF	CK	C	E
20	F	Ariel Graziani	24	24	2138	15	3	74	45	58	62	37	7	6	1
9	F	Jason Kreis	27	27	2409	11	13	82	41	61	51	14	5	4	0
16	F	Aleksey Korol	21	11	1024	5	3	30	17	18	12	10	3	0	0
17	M-D	Jorge Rodriguez	25	22	2066	4	6	17	8	22	16	0	2	3	1
2	D	Eric Dade	31	30	2666	4	2	12	9	57	24	1	0	3	0
8	M	Oscar Pareja	29	27	2354	3	10	37	15	58	77	3	24	6	0
41	M-F	Ted Eck	29	22	1918	3	2	16	7	45	46	0	1	5	0
15	M	Chad Deering	29	24	2195	2	9	34	16	43	29	4	63	8	0
6	M	Lazo Alavanja	24	15	1440	2	5	16	5	32	23	0	15	4	0
11	M	Antonio Martinez	15	3	531	2	3	9	5	12	14	5	12	1	0
19	F	Bobby Rhine	23	17	1384	1	6	27	14	23	28	13	5	0	0
7	M	Mark Santel	25	18	1744	1	4	13	7	23	27	8	5	0	0
*5	M	Esmundo Rodriguez	3	1	84	1	0	1	1	0	2	1	0	0	0
4	M	Paul Broome	20	12	1112	0	7	6	2	18	23	4	1	5	0
23	M	Sergi Daniv	18	16	1319	0	2	15	5	30	33	3	0	4	2
10	D	Ricardo Iribarren	22	21	1675	0	2	1	1	53	14	0	0	10	0
18	D	Richard Farrer	28	20	2095	0	1	0	0	17	19	0	0	2	0
22	GK	Matt Jordan	31	31	2830	0	1	0	0	2	7	0	0	0	0
*14	F	Mike Burke	2	0	41	0	0	1	1	1	0	0	0	0	0
13	M	Brian Haynes	1	0	23	0	0	1	0	1	0	0	0	0	0
21	GK	Johann Noetzel	1	1	90	0	0	0	0	0	0	0	0	0	0
12	D	Brandon Pollard	15	9	828	0	0	0	0	14	13	0	0	1	0
24	M-F	Angel Rivillo	1	0	19	0	0	0	0	0	0	0	0	0	0
5	M	Kirk Wilson	1	45	0	0	0	0	0	1	0	0	0	0	0
3	M-F	Steve Bernal	0	0	0	0	0	0	0	0	0	0	0	0	0
Team totals			32	32	2920	54	79	392	199	588	521	103	143	62	4
Opponent totals			32	32	2920	54	65	419	196	536	571	86	177	62	4

GAME-WINNING GOALS: Jason Kreis 4, Aleksey Korol 2, Ariel Graziani 2, Eric Dade 2, Jorge Rodriguez 1, Antonio Martinez 1, Ted Eck 1, Chad Deering 1

GAME-WINNING ASSISTS: Oscar Pareja 4, Jason Kreis 4, Bobby Rhine 3, Mark Santel 2, Ariel Graziani 2, Chad Deering 2, Four players tied with 1.

PENALTY KICK GOALS/ATTEMPTS: Jorge Rodriguez 1-1

DALLAS BURN INDIVIDUAL GOALKEEPING

UNF	POS	GOALKEEPER	GP	GS	MIN	SHTS	SV	GA	GAA	PG	PA	W	L	T	S
21	GK	Johann Noetzel	1	1	90	8	7	1	1.00	0	0	1	0	0	0
22	GK	Matt Jordan	31	31	2830	188	124	53	1.69	4	5	13	14	4	7
Team totals			32	32	2920	196	131	54	1.66	4	5	14	14	4	7
Opponent totals			32	32	2920	199	127	54	1.66	1	1	14	14	4	6

* = Played with other teams in 2000. Only Dallas Burn statistics listed here.

2000 Game-by-game

Finished Third in the Central Conference

DATE	OPPONENT	RESULT	ATT.	W-L-T	POS.	PTS	NOTES:
03/18/2000	Chicago	W 4-2	12,891	1-0-0	T1	3	DAL: Kreis (28); Graziani (55); Dade (79); Graziani (85) CHI: Stoitchoy (14, 42) COL: Balboa (80)
03/25/2000	Colorado	L 0-1	13,119	1-1-0	T2	3	
MARCH RECORD: 1-1-0							
04/01/2000	Tampa Bay	W 1-0	11,491	2-1-0	T1	6	DAL: Kreis (69)
04/08/2000	New England	W 2-1	14,758	3-1-0	1	9	DAL: Graziani (38), Kreis (74) NE: Torres (42)
04/15/2000	at Los Angeles	L 1-2	16,241	3-2-0	T1	9	DAL: Graziani (83) LA: Caligiuri (17), Mathis (67)
04/22/2000	at San Jose	L 0-5	8,871	3-3-0	T1	9	SJ: Cerritos (10, 36), Brose (14), Conteh (40, 70)
04/29/2000	Columbus	W 2-1	15,277	4-3-0	T1	12	DAL: Pareja (13), Graziani (37) CLB: Washington (24)
APRIL RECORD: 3-2-0							
05/06/2000	at Tampa Bay	L 1-3	7,051	4-4-0	3	12	DAL: Graziani (14) TB: Diallo (45, 84) Anderson (90)
05/13/2000	Los Angeles	T 1-1 (OT)	20,417	4-4-1	3	13	DAL: Kreis (46+) LA: Caligiuri (55)
05/20/2000	at Columbus	L 1-2	13,548	4-5-1	T3	13	DAL: Kreis (71) CLB: Washington (10) West (61)
05/24/2000	at Chicago	L 3-4	5,330	4-6-1	T3	13	DAL: J.Rodriguez (37), Kreis (57), Deering (63) CHI: Own goal (51), Rasov (79, 91+), Kovalenko (89)
05/27/2000	at D.C. United	L 2-3	18,120	4-7-1	4	13	DAL: Kreis (13), Kreis (47) DC: Albright (11), Llamasa (22), Own goal (75)
MAY RECORD: 0-4-1							
06/03/2000	Tampa Bay	L 2-3	7,099	4-8-1	4	13	DAL: Dade (8), J.Rodriguez (85) TB: Diallo (5, 29), Valderrama (71)
06/07/2000	Columbus	W 3-2	7,815	5-8-1	4	16	DAL: Alavanja (11), Eck (83), Korol (89) CLB: West (18), Perez (43)
06/10/2000	at Columbus	T 1-1 (OT)	14,925	5-8-2	4	17	DAL: Korol (4) CLB: Farrell (72)
06/17/2000	Kansas City	W 4-1	7,912	6-8-2	3	20	DAL: Graziani (15), Kreis (66), Graziani (82), Santel (90) KC: McKeon (45)
06/21/2000	at Kansas City	T 0-0 (OT)	5,675	6-8-3	3	21	--
06/24/2000	at D.C. United	L 0-2	17,186	6-9-3	4	21	DC: Albright (65), Diaz Arce (90)
06/28/2000	at Colorado	L 0-1	4,640	6-10-3	4	21	COL: Vermillion (55)
JUNE RECORD: 2-3-2							
07/01/2000	Los Angeles	W 4-2	19,644	7-10-3	4	24	DAL: Graziani (26), Graziani (38), Eck (49), Kreis (81) LA: Hernandez (83), Vanney (93+)
07/05/2000	at MetroStars	L 1-2	9,193	7-11-3	4	24	DAL: Eck (24) NY: Mathis (31), Walsh (59)
07/08/2000	D.C. United	W 3-0	9,394	8-11-3	3	27	DAL: Dade (13), Alavanja (36), Graziani (78)
07/15/2000	at Miami	W 3-0	6,387	9-11-3	4	30	DAL: Graziani (24, 44), Dade (56)
07/19/2000	Miami	T 1-1 (OT)	6,974	9-11-4	T3	31	DAL: E.Rodriguez (21) MIA: McKinley (39)
JULY RECORD: 3-1-1							
08/02/2000	at New England	W 2-1	13,910	10-11-4	T3	34	DAL: Rhine (21), Kreis (87) NE: Harris (87)
08/05/2000	at Tampa Bay	L 1-2	10,327	10-12-4	4	34	DAL: Korol (90+) TB: Lagos (20, 47)
08/12/2000	D.C. United	W 1-0	10,204	11-12-4	3	37	DAL: Martinez (87)
08/16/2000	Chicago	W 3-0	4,869	12-12-4	3	40	DAL: Korol (25); Korol (67); Pareja (82)
08/26/2000	MetroStars	L 4-6	12,940	12-13-4	3	40	DAL: Graziani (26), J.Rodriguez (46+), Pareja (54), Martinez (64) NY: Mathis (3, 26, 40, 68, 83), Valencia (88) CHI: Wolff (18, 59), Beasley (71, 77)
08/30/2000	at Chicago	L 0-4	8,256	12-14-4	3	40	
AUGUST RECORD: 3-3-0							
09/06/2000	at Los Angeles	W 1-0	11,744	13-14-4	3	43	DAL: J.Rodriguez (37)
09/09/2000	San Jose	W 2-1	14,833	14-14-4	3	46	DAL: Graziani (44), Deering (89) SJ: Solis (59)
SEPTEMBER RECORD: 2-0-0							

PLAYOFFS:

DATE	OPPONENT	RESULT	ATT.	W-L-T	RND	NOTES:
09/15/2000	at MetroStars	L 1-2 (OT)	14,868	0-1-0	QTR	DAL: Rhine (67); MET: Mathis (34) Valencia (100)
09/20/2000	MetroStars	L 1-2	7,555	0-2-0	QTR	DAL: J. Rodriguez (82); MET: Mathis (53,81)

FINAL REGULAR SEASON STANDINGS

EASTERN CONFERENCE

	OVERALL								HOME				ROAD			
	GP	W	L	T	PTS	GF	GA	GD	W	L	T	GF	GA	W	L	T
MetroStars	32	17	12	3	54	64	56	8	9	4	3	32	24	8	8	0
New England	32	13	13	6	45	47	49	-2	9	4	3	27	20	4	9	3
Miami	32	12	15	5	41	54	56	-2	8	5	3	31	26	4	10	2
D.C. United	32	8	18	6	30	44	63	-19	6	7	3	25	31	2	11	3

CENTRAL CONFERENCE

	OVERALL								HOME				ROAD			
	GP	W	L	T	PTS	GF	GA	GD	W	L	T	GF	GA	W	L	T
Chicago	32	17	9	6	57	67	51	16	13	2	1	40	18	4	7	5
Tampa Bay	32	16	12	4	52	62	50	12	10	4	2	38	23	6	8	2
Dallas	32	14	14	4	46	54	54	0	11	3	2	37	22	3	11	2
Columbus	32	11	16	5	38	48	58	-10	7	6	3	29	25	4	10	2

WESTERN CONFERENCE

	OVERALL								HOME				ROAD			
	GP	W	L	T	PTS	GF	GA	GD	W	L	T	GF	GA	W	L	T
Kansas City	32	16	7	9	57	47	29	18	11	4	1	27	14	5	3	8
Los Angeles	32	14	10	8	50	47	37	10	8	3	5	20	15	6	7	3
Colorado	32	13	15	4	43	43	59	-16	8	5	3	19	21	5	10	1
San Jose	32	7	17	8	29	35	50	-15	5	6	5	26	22	2	11	3

1999 Season (19-13-0, 51 pts)



HEAD COACH
Dave Dir, 19-13-0

PLAYOFFS
Lost to Los Angeles in semifinals.

MLS HONORS
Jason Kreis: MLS All-Star, MLS Best XI, MLS Scoring Champion (18 Goals, 15 Assists), Player of the Month (June), Player of the Week (Weeks, 1, 5, 12, 17, 29, 30)
Matt Jordan: MLS All-Star, Player of the Week (Week 4)
Ariel Graziani: MLS Player of the Week (Weeks 23)

TEAM HONORS
Jason Kreis: MVP, Golden Boot
Matt Jordan: Defender of the Year

1999 DALLAS BURN STATISTICS

UNF	POS	PLAYER	GP	GS	MIN	G	A	SHT	SOG	FC	FS	OFF	CK	C	E
9	F	Jason Kreis	32	32	2815	18	15	114	57	49	58	29	79	5	0
15	M	Chad Deering	25	22	1936	4	7	39	22	39	24	0	11	2	0
11	M	Oscar Pareja	27	25	1954	4	6	32	17	37	59	7	37	3	0
10	F	Dante Washington	21	10	989	4	4	36	18	20	21	15	0	0	0
41	M/F	Ted Eck	31	25	2290	4	3	27	13	35	42	0	1	4	0
*20	F	Ariel Graziani (DAL)	8	8	692	4	1	23	12	11	17	12	0	1	0
17	M/D	Jorge Rodriguez	30	28	2538	3	3	20	10	33	28	3	4	3	0
11	F	John Jairo Trellez	17	9	792	3	2	16	7	10	16	15	1	0	0
18	D	Richard Farrer	30	29	2608	2	1	7	4	14	16	0	0	1	1
19	F	Bobby Rhine	16	4	488	2	1	4	2	4	7	11	0	0	0
7	M	Mark Santel	26	22	1779	1	6	13	9	19	23	11	6	1	0
4	M	Paul Broome	13	5	627	1	2	12	8	10	15	4	0	2	0
13	M	Brian Haynes	18	3	532	1	2	6	1	10	8	0	8	1	1
16	M	Temoc Suarez	17	11	944	1	1	11	5	15	16	2	10	4	0
20	F	*Mickey Trotman	4	3	230	1	1	13	5	8	9	4	1	0	0
14	M	*Leonel Alvarez	21	20	1794	0	6	14	6	36	22	1	0	3	1
23	M	Sergi Daniv	13	12	1015	0	2	16	8	26	15	0	1	4	0
12	D	Brandon Pollard	31	31	2790	0	2	5	0	40	34	1	0	5	0
22	GK	Matt Jordan	29	29	2584	0	1	0	0	1	3	0	0	1	1
21	M	Lazo Alavanja	1	0	45	0	0	1	0	0	0	0	0	0	0
2	D	Eric Dade	24	19	1630	0	0	1	0	26	11	0	0	5	1
1	GK	Mark Dodd	6	3	296	0	0	0	0	0	0	0	0	0	0
5	M	Kirk Wilson	5	2	222	0	0	3	1	5	2	0	0	0	0
6	F	Gabe Jones	0	0	0	0	0	0	0	0	0	0	0	0	0
24	D	Andrew Parrish	0	0	0	0	0	0	0	0	0	0	0	0	0
25	GK	Miguel Pineda	0	0	0	0	0	0	0	0	0	0	0	0	0
24	GK	Scott Vallow	0	0	0	0	0	0	0	0	0	0	0	0	0
Own-goals received						1									
Team totals			32	32	2880	54	66	413	205	448	446	115	159	45	5
Opponent totals			32	32	2880	35	44	436	195	466	423	52	197	44	5

GAME-WINNING GOALS: Jason Kreis 6, Jorge Rodriguez 2, Oscar Pareja 2, Ariel Graziani 2, four players tied with 1.

GAME-WINNING ASSISTS: Jason Kreis 7, Ted Eck 3, Leonel Alvarez 3, Mark Santel 2, Oscar Pareja 2, eight players tied with 1.

PENALTY KICK GOALS/ATTEMPTS: Jason Kreis 1-2, Oscar Pareja 1-1

DALLAS BURN INDIVIDUAL GOALKEEPING

UNF	POS	GOALKEEPER	GP	GS	MIN	SHTS	SV	GA	GAA	PG	PA	W	L	T	SO
22	GK	Matt Jordan	29	29	2584	172	133	31	1.08	0	2	17	11	0	11
1	GK	Mark Dodd	6	3	296	23	18	4	1.22	0	0	2	2	0	1
Team totals			32	32	2880	195	151	35	1.09	0	2	19	13	0	12
Opponent totals			32	32	2880	205	141	54	1.69	2	3	13	19	0	5

* = Played with other teams in 1999. Only Dallas Burn statistics listed here.

1999 Game-by-game

Finished Second in the Western Conference

DATE	OPPONENT	RESULT	ATT.	W-L-T	POS.	PTS	NOTES:
03/20/1999	Kansas City	W 4-0	17,112	1-0-0	T1	3	DAL: Trotman(53); Kreis (55); Kreis (80); Kreis (84)
03/28/1999	at Los Angeles	L 0-0 (2-3)	27,034	1-1-0	2	3	--
MARCH RECORD:		2-1-0					
04/10/1999	at Chicago	W 0-0 (3-1)	27,311	2-1-0	2	4	--
04/15/1999	at Miami	L 1-1 (0-3)	7,013	2-2-0	2	4	DAL: Washington (58) MIA: Serna (74)
04/18/1999	Tampa Bay	W 2-1	13,697	3-2-0	2	7	DAL: Kreis (39); Kreis (90) TB: Shannon (87)
04/24/1999	Columbus	W 2-0	12,241	4-2-0	2	10	DAL: Pareja (4); Kreis (39)
04/30/1999	at San Jose	L 1-1 (2-3)	10,071	4-3-0	2	10	DAL: Suarez (7) SJ: Cerritos (14)
APRIL RECORD:		3-2-0					
05/08/1999	Colorado	L 1-1 (1-2)	10,550	4-4-0	2	10	DAL: Kreis (88) COL: Bravo (80)
05/15/1999	San Jose	W 2-1	16,372	5-4-0	2	13	DAL: Rhine (9); Rhine (65) SJ: Barrett (10)
05/22/1999	at San Jose	L 1-1 (1-3)	12,133	5-5-0	3	13	DAL: Kreis (81) SJ: Cerritos (10)
05/26/1999	Miami	W 2-1	7,529	6-5-0	2	16	DAL: Trellez (34); Rodriguez (85) MIA: Serna (50)
MAY RECORD:		2-2-0					
06/05/1999	at MetroStars	W 5-2	11,567	7-5-0	1	19	DAL: Trellez (31); Santel (39); Kreis (59); Kreis (66), Haynes (78) NY: Kelly (51), Walsh (84)
06/12/1999	at Kansas City	L 0-1	9,336	7-6-0	2	19	KC: Own goal (61)
06/16/1999	D.C. United	W 3-0	8,817	8-6-0	1	22	DAL: Washington (69); Deering (75); Washington (79)
06/19/1999	at Colorado	L 1-2	11,112	8-7-0	2	22	DAL: Eck (24) COL: Bravo (13), Dely Valdes (78)
06/26/1999	New England	W 2-0	12,561	9-7-0	2	25	Rodriguez (37); Kreis (90)
JUNE RECORD:		3-2-0					
07/02/1999	at Chicago	L 1-1 (3-4)	12,185	9-8-0	2	25	DAL: Pareja (35) CHI: Wolff (65)
07/04/1999	Chicago	L 1-2	17,621	9-9-0	T2	25	DAL: Own Goal (Kotschau) (15) CHI: Razov (4, 35)
07/10/1999	Kansas City	W 5-0	7,485	10-9-0	T2	28	DAL: Kreis (8), Deering (80), Broome (84), Eck (89), Kreis (90)
07/24/1999	at Columbus	L 1-4	19,356	10-10-0	T2	28	DAL: Eck's (90) CLB: Elcock (28), Cunningham (42), John (50), West (71)
07/31/1999	Colorado	L 0-2	13,712	10-11-0	T3	28	COL: Harris (8), Anderson (58)
JULY RECORD:		1-4-0					
08/04/1999	MetroStars	W 2-0	7,622	11-11-0	2	31	NY: Kreis (71); Trellez (85)
08/14/1999	at Los Angeles	L 0-2	14,635	11-12-0	4	31	LA: Hendrickson (7), Own goal (58)
08/18/1999	at Colorado	W 3-0	5,942	12-12-0	T3	34	DAL: Graziani (4), Pareja (30), Rodriguez (85)
08/22/1999	Chicago	W 3-3 (4-3)	7,237	13-12-0	3	35	DAL: Graziani (39), Deering (43), Farrer (55) CHI: Wolff (49, 90) Kovalenko (53)
08/28/1999	Los Angeles	W 1-0	14,033	14-12-0	4	38	DAL: Graziani (53)
AUGUST RECORD:		4-1-0					
09/04/1999	at D.C. United	L 1-4	12,093	14-13-0	4	38	DAL: Graziani (28) DC: Moreno (17), Etcheverry (24, 47), Maessner (76)
09/11/1999	San Jose	W 1-0	15,584	15-13-0	4	41	DAL: Kreis (78)
09/18/1999	at Kansas City	W 1-1 (3-0)	6,096	16-13-0	4	42	DAL: Eck (75) KC: Lalas (86)
09/24/1999	at New England	W 1-0	9,273	17-13-0	3	45	DAL: Pareja (70)
SEPTEMBER RECORD:		3-1-0					
10/03/1999	Los Angeles	W 4-3	13,208	18-13-0	T2	48	DAL: Kreis (7), Kreis (64), Deering (73), Farrer (77) LA: Hermosillo (26, 44), Own goal (30)
10/10/1999	at Tampa Bay	W 2-1	13,189	19-13-0	2	51	DAL: Washington (16), Kreis (82) TB: Lagos (71)
OCTOBER RECORD:		2-0-0					
PLAYOFFS:							
DATE	OPPONENT	RESULT	ATT.	W-L-T	RND	NOTES:	
10/16/1999	Chicago	W 2-1	10,980	1-0-0	QTR	DAL: Graziani (52) Santel (75); CHI: Ball (79)	
10/23/1999	at Chicago	L 0-4	13,197	1-1-0	QTR	CHI: Nowak (18), Kosecki (36), Razov (43), Kovalenko (46)	
10/27/1999	Chicago	W 3-2	9,795	2-1-0	QTR	DAL: Deering (55) Rodriguez (84) Graziani (86) CHI: Razov (3) Marsch (5)	
10/31/1999	at Los Angeles	L 1-2	17,372	2-2-0	SEM	DAL: Graziani (75) LA: Cienfuegos (39) Hendrickson (90)	
11/07/1999	Los Angeles	W 3-2	13,816	3-2-0	SEM	DAL: Graziani (33,73); LA: Hermosillo (13,54)	
11/11/1999	at Los Angeles	L 1-3	25,703	3-3-0	SEM	DAL: Kreis (89) LA: Vanney (3) Hermosillo (20) Cienfuegos (68)	

FINAL REGULAR SEASON STANDINGS

EASTERN CONFERENCE

	----- OVERALL -----						----- HOME -----						----- ROAD -----					
	GP	W	L	T	PTS	GF	GA	GD	W	L	T	GF	GA	W	L	T	GF	GA
D.C. United	32	23	9	0	57	65	43	22	10	6	0	32	22	13	3	0	33	21
Columbus	32	19	13	0	45	48	39	9	10	6	0	29	18	9	7	0	19	21
Tampa Bay	32	14	18	0	32	51	50	1	6	10	0	25	29	8	8	0	26	21
Miami	32	13	19	0	29	42	59	-17	10	6	0	26	22	3	13	0	16	37
New England	32	12	20	0	26	38	53	-15	6	10	0	20	28	6	10	0	18	25
New York	32	7	25	0	15	32	64	-32	3	13	0	17	30	4	12	0	15	34

WESTERN CONFERENCE

	----- OVERALL -----						----- HOME -----						----- ROAD -----					
	GP	W	L	T	PTS	GF	GA	GD	W	L	T	GF	GA	W	L	T	GF	GA
Los Angeles	32	20	12	0	54	49	29	20	12	4	0	24	10	8	8	0	25	19
Dallas	32	19	13	0	51	54	35	19	13	3	0	35	14	6	10	0	19	21
Chicago	32	18	14	0	48	51	36	15	10	6	0	26	13	8	8	0	25	23
Colorado	32	20	12	0	48	38	39	-1	11	5	0	19	15	9	7	0	19	24
San Jose	32	19	13	0	37	48	49	-1	13	3	0	28	22	6	10	0	20	27
Kansas City	32	8	24	0	20	33	53	-20	6	10	0	24	21	2	14	0	9	32

1998 Season (15-17-0, 37 pts)



HEAD COACH

Dave Dir, 15-17-0

PLAYOFFS

Lost to Los Angeles in quarterfinals.

MLS HONORS

Leon Alvarez: MLS All-Star Reserve

TEAM HONORS

Jorge Rodriguez: MVP, Defender of the Year

Jason Kreis: Golden Boot

1998 DALLAS BURN STATISTICS

UNF	POS	PLAYER	GP	GS	MIN	G	A	SHT	SOG	FC	FS	OFF	CK	C	E
9	F	Jason Kreis	30	30	2578	9	8	97	39	33	43	11	68	6	1
10	F	Dante Washington	28	21	1852	7	5	51	28	18	27	25	0	1	0
20	F	Mickey Trotman	23	15	1278	5	3	43	17	29	33	18	1	3	0
11	F	*Damian	13	12	893	4	2	31	18	8	34	5	45	3	0
17	M/D	Jorge Rodriguez	30	28	2569	4	2	20	9	29	19	0	4	4	0
15	M	Chad Deering	14	13	1114	3	1	16	4	17	11	0	0	1	1
8	F	Gerell Elliott	17	11	1100	3	1	31	19	3	16	3	0	1	0
13	M	Brian Haynes	31	11	1414	3	1	22	12	22	10	5	31	0	0
41	M/F	Ted Eck	31	28	2331	2	2	34	10	33	32	1	0	5	1
16	M	Temoc Suarez	20	10	831	1	4	16	7	16	12	3	3	1	0
18	D	Richard Farrer	28	24	2119	1	2	11	4	33	13	3	0	3	0
5	M	Jorge Flores	14	8	777	1	0	11	4	13	7	0	1	4	0
*11	M	Oscar Pareja (DAL)	6	4	398	0	2	4	0	5	19	1	1	1	0
14	M	Leonel Alvarez	27	27	2338	0	6	19	6	63	34	2	3	12	2
7	M	Mark Santel	21	20	1634	0	4	12	8	28	15	5	1	3	0
66	M	Alain Sutter	4	4	341	0	2	7	2	1	11	0	24	1	0
1	GK	Mark Dodd	25	24	2205	0	1	0	0	0	3	0	0	1	0
*6	M	Brian Bates (DAL)	4	2	127	0	0	0	0	2	0	0	0	0	0
19	D	Chris Brown	1	0	16	0	0	0	0	0	0	0	0	0	0
2	D	Eric Dade	20	15	1393	0	0	1	0	11	7	0	0	5	0
22	GK	Matt Jordan	1	1	45	0	0	0	0	0	1	0	0	0	0
30	GK	Garth Lagerwey	8	7	630	0	0	0	0	1	3	0	0	1	0
12	D	Brandon Pollard	29	26	2373	0	0	3	2	49	24	0	0	4	0
25	F	Juan Sastoque	3	0	49	0	0	0	0	0	0	1	0	0	0
7	F	Darren Sawatzky	1	0	3	0	0	0	0	0	0	0	0	0	0
6	D	*Tom Soehn	14	11	1020	0	0	2	0	19	9	0	0	3	0
19	F	Edgar Hernandez	0	0	0	0	0	0	0	0	0	0	0	0	0
15	D	Zion Renfrum	0	0	0	0	0	0	0	0	0	0	0	0	0
21	D	Andrew Restrepo	0	0	0	0	0	0	0	0	0	0	0	0	0
Team totals			32	32	2880	43	46	431	189	433	383	83	182	63	6
Opponent totals			32	32	2880	59	71	461	227	413	423	84	194	47	3

GAME-WINNING GOALS: Jason Kreis 6, Jorge Rodriguez 2, Dante Washington 1, Chad Deering 1, Damian 1.

GAME-WINNING ASSISTS: Oscar Pareja 2, Jason Kreis 2, Leonel Alvarez 2, six players with 1.

PENALTY KICK GOALS/ATTEMPTS: Jason Kreis 0-1, Leonel Alvarez 0-1, Damian 1-1

DALLAS BURN INDIVIDUAL GOALKEEPING

UNF	POS	GOALKEEPER	GP	GS	MIN	SHTS	SV	GA	GAA	PG	PA	W	L	T	SO
1	GK	Mark Dodd	25	24	2205	179	134	42	1.71	3	4	11	13	0	6
30	GK	Garth Lagerwey	8	7	630	44	28	14	2.00	1	1	4	3	0	0
22	GK	Matt Jordan	1	1	45	4	1	3	6.00	0	0	0	1	0	0
Team totals			32	32	2880	227	163	59	1.84	4	5	15	17	0	6
Opponent totals			32	32	2880	189	131	43	1.34	1	3	17	15	0	6

* = Played with other teams in 1998. Only Dallas Burn statistics listed here.

1998 Game-by-game

Finished Fourth in the Western Conference

DATE	OPPONENT	RESULT	ATT.	W-L-T	POS.	PTS	NOTES:
03/21/1998	Colorado	W 1-1 (2-1)	11,103	1-0-0	T2	1	DAL: Washington (37) COL: Bravo (27)
03/29/1998	Columbus	W 2-1	10,216	2-0-0	T1	4	DAL: Elliott (39), Washington (66) CLB: McBride (12)
MARCH RECORD: 2-0-0							
04/05/1998	at San Jose	W 2-2 (3-2)	10,069	3-0-0	3	5	DAL: Eck (5); Kreis (48) SJ: Wynalda (13), Mella (83)
04/11/1998	at Tampa Bay	L 1-3	11,820	3-1-0	4	5	DAL: Flores (57) TB: Gilmar (11), Hejduk (14, 48)
04/18/1998	San Jose	L 1-2	12,939	3-2-0	5	5	DAL: Elliott (52) SJ: Mella (71), Lozano (76)
04/25/1998	Kansas City	W 3-1	13,134	4-2-0	2	8	DAL: Elliott (50), Damian (68), Washington (83) KC: Tinsley (30)
APRIL RECORD: 2-2-0							
05/06/1998	at MetroStars	W 1-0	10,300	5-2-0	2	11	DAL: Kreis (19)
05/16/1998	Colorado	W 2-1	15,280	6-2-0	2	14	DAL: Washington (12); Kreis (62) COL: Harris (86)
05/20/1998	Kansas City	L 1-1 (3-4)	9,197	6-3-0	2	14	DAL: Trotman (86) KC: Own goal (84)
05/23/1998	at Los Angeles	L 1-4	21,173	6-4-0	4	14	DAL: Haynes (63) LA: Sanchez (4), Mathis (25, 66), Welton (48)
05/31/1998	Miami	W 2-0	10,101	7-4-0	2	17	DAL: Kreis (37) Washington (82)
MAY RECORD: 3-2-0							
06/04/1998	Los Angeles	L 1-8	10,047	7-5-0	2	17	DAL: Damian (44) LA: Welton (13), Vanney (18), Mathis (45) LA: Hendrickson (47, 81), Karapetyan (82, 85)
06/07/1998	at D.C. United	W 4-4 (3-1)	13,454	8-5-0	3	18	DAL: Suarez (24), Farrer (38), Damian (56), Trotman (88) DC: Lassiter (19, 70), Etcheverry (31). Own goal (88)
06/17/1998	at Chicago	L 0-1	9,638	8-6-0	3	18	CHI: Kubik (64)
06/21/1998	Tampa Bay	L 0-1	10,238	8-7-0	3	18	TB: Prampin (50)
06/27/1998	at New England	W 3-3 (4-2)	18,206	9-7-0	3	19	DAL: Kreis (19), Damian (44), Eck (65) NE: Diaz Arce (6), Own goal (9), Gorter (28)
JUNE RECORD: 2-3-0							
07/01/1998	at Chicago	L 1-4	13,615	9-8-0	3	19	DAL: Haynes (14) CHI: Kubik (7), Razov (16), Kozacki (20), Podbrozny (36)
07/04/1998	Chicago	L 0-1	12,372	9-9-0	4	19	CHI: Kubik (37)
07/11/1998	at Kansas City	L 0-2	10,053	9-10-0	5	19	KC: Wright (47), Johnson (90)
07/18/1998	New England	L 1-3	10,073	9-11-0	5	19	DAL: Trotman (32) NE: McKinley (49), Moore (67, 88)
07/25/1998	at Columbus	W 2-1	15,628	10-11-0	5	22	DAL: Trotman (10), Rodriguez (85) CLB: Yeagley (41)
07/29/1998	Los Angeles	W 3-0	9,720	11-11-0	4	25	DAL: Kreis (6); Trotman (52); Washington (71)
JULY RECORD: 2-4-0							
08/07/1998	D.C. United	L 0-1	9,437	11-12-0	4	25	DC: Lassiter (57)
08/15/1998	at Colorado	W 1-0	8,321	12-12-0	4	28	DAL: Deering (57)
08/19/1998	at Miami	L 1-2	7,051	12-13-0	4	28	DAL: Deering (85) MIA: Valderrama (50), Gutierrez (87)
08/22/1998	at San Jose	L 1-1 (0-2)	11,706	12-14-0	4	28	DAL: Haynes (76) SJ: Cerritos (32)
08/29/1998	MetroStars	W 2-0	11,235	13-14-0	4	31	DAL: Kreis (72), Washington (87)
AUGUST RECORD: 2-3-0							
09/02/1998	at Los Angeles	L 0-3	9,113	13-15-0	4	31	LA: Cienfuegos (29), Hermosillo (54), Jones (70)
09/10/1998	Chicago	W 3-2	9,745	14-15-0	4	34	DAL: Kreis (7), Washington (83), Rodriguez (90) CHI: Razov (49), Wolff (60)
09/13/1998	San Jose	L 1-3	10,325	14-16-0	4	34	DAL: Deering (19) SJ: Barrett (25), Dragutsevich (67, 73)
09/19/1998	at Kansas City	W 1-0	13,146	15-16-0	4	37	DAL: Kreis (25)
09/26/1998	at Colorado	L 1-3	15,022	15-17-0	4	37	DAL: Rodriguez (57) COL: Balboa (2, 16), Waldir (32)
SEPTEMBER RECORD: 2-3-0							
PLAYOFFS:							
DATE	OPPONENT	RESULT	ATT.	W-L-T	RND	PTS	NOTES:
10/01/1998	at Los Angeles	L 1-6	10,047	0-1-0	QTR		DAL: Washington (47) LA: Pena (10,69) Hermosillo (16,32), Cienfuegos (20) Welton (41)
10/04/1998	Los Angeles	L 2-3	8,130	0-2-0	QTR		DAL: Haynes (44) Kreis (48) LA: Hendrickson (80) Caligiuri (85) Mathis (88)
11/11/1999	at Los Angeles	L 1-3	25,703	3-3-0	SEM		DAL: Kreis (89) LA: Vanney (3) Hermosillo (20) Cienfuegos (68)

FINAL REGULAR SEASON STANDINGS

EASTERN CONFERENCE

	----- OVERALL -----						----- HOME -----						----- ROAD -----					
	GP	W	L	T	PTS	GF	GA	GD	W	L	T	GF	GA	W	L	T	GF	GA
D.C. United	32	24	8	0	58	74	48	26	14	2	0	40	26	10	6	2	34	22
Columbus	32	15	17	0	45	67	56	11	11	5	0	49	31	4	12	0	18	25
New York	32	15	17	0	39	54	63	-9	10	6	0	39	33	5	11	0	15	30
Miami	32	15	17	0	35	46	68	-22	11	5	0	31	30	4	12	0	15	38
Tampa Bay	32	12	20	0	34	46	57	-11	6	10	0	23	24	6	10	0	23	33
New England	32	11	21	0	29	53	66	-13	6	10	0	25	27	5	11	0	28	39

WESTERN CONFERENCE

	----- OVERALL -----						----- HOME -----						----- ROAD -----					
	GP	W	L	T	PTS	GF	GA	GD	W	L	T	GF	GA	W	L	T	GF	GA
Los Angeles	32	24	8	0	68	85	44	41	11	5	0	41	21	13	3	0	44	23
Chicago	32	20	12	0	56	62	45	17	13	3	0	40	17	7	9	0	22	28
Colorado	32	16	16	0	44	62	69	-7	11	5	0	31	24	5	11	0	31	45
Dallas	32	15	17	0	37	43	59	-16	8	8	0	23	26	7	9	0	20	33
San Jose	32	13	19	0	33	48	60	-12	8	8	0	23	21	5	11	0	25	39
Kansas City	32	12	20	0	32	45	50	-5	10	6	0	26	14	2	14	0	19	36

1997 Season (16-16-0, 42 pts)



HEAD COACH

Dave Dir, 16-16-0

PLAYOFFS

Lost to Colorado in semifinals.

MLS HONORS

Dante Washington: MLS All-Star, Player of the Week (Weeks 5, 18)

Damian: MLS All-Star, Player of the Week (9)

Alain Sutter: MLS All-Star, Player of the Month (May)

Mark Dodd: MLS All-Star

Diego Sonora: MLS All-Star

Mark Santel: MLS All-Star Reserve

TEAM HONORS

Mark Dodd: MVP, Defender of the Year

Dante Washington: Golden Boot

1997 DALLAS BURN STATISTICS

UNF	POS	PLAYER	GP	GS	MIN	G	A	SHT	SOG	FC	FS	OFF	CK	C	E
10	F	Dante Washington	30	25	2162	12	6	69	38	29	56	23	0	6	0
11	F	Damian	19	19	1479	11	7	68	34	19	61	42	25	7	2
9	F	Jason Kreis	32	21	2200	8	6	61	28	44	44	4	21	3	0
8	F	Gerell Elliott	28	15	1500	7	5	45	34	8	22	22	1	0	0
17	M-D	Jorge Rodriguez	24	21	1874	4	1	38	21	23	26	4	14	3	0
66	M	Alain Sutter	21	21	1801	2	8	46	24	19	37	4	43	3	0
7	M	Mark Santel	31	26	2470	2	6	12	5	38	12	5	4	4	0
22	M	Daniel Peinado	25	22	1870	2	4	13	9	57	46	0	0	4	1
3	D	Wade Webber	18	18	1588	2	1	7	3	27	13	1	1	1	0
41	M-F	Ted Eck	30	22	1839	1	4	27	11	53	32	4	0	1	1
16	M	Temoc Suarez	19	6	721	1	3	10	3	10	12	3	6	0	0
4	D	Diego Sonora	16	16	1421	1	2	9	4	15	25	7	28	2	0
5	M	Jorge Flores	12	8	667	1	1	6	3	12	8	0	7	0	0
6	D	Tom Soehn	25	21	1948	0	2	7	4	29	18	0	0	3	0
9	M	Peter Hattrup	7	2	225	0	1	4	2	3	1	2	4	0	0
12	D	Brandon Pollard	21	16	1526	0	1	0	0	26	25	0	0	1	0
2	D	Eric Dade	15	14	1306	0	0	4	2	31	8	0	0	1	0
1	GK	Mark Dodd	30	30	2700	0	0	1	1	2	7	0	0	0	0
18	D	Richard Farrer	8	6	503	0	0	1	1	5	3	2	0	0	0
13	M	Brian Haynes	1	1	70	0	0	0	0	3	1	0	0	1	0
27	M-F	Gabe Jones	1	0	7	0	0	0	0	0	0	0	1	0	0
30	GK	Garth Lagerwey	2	2	180	0	0	0	0	0	0	0	0	0	0
24	D	Joey Martinez	19	19	1503	0	0	2	2	24	5	0	0	4	0
25	F	Juan Sastoque	2	0	23	0	0	0	0	1	1	2	0	0	0
20	F	Dan Stebbins	1	1	38	0	0	1	1	0	2	0	0	0	0
00	GK	Jeff Cassar	0	0	0	0	0	0	0	0	0	0	0	0	0
30	GK	Marcus Roy	0	0	0	0	0	0	0	0	0	0	0	0	0
Own-goals received						1									
Team totals			32	32	2880	55	58	431	230	478	465	125	155	44	4
Opponent totals			32	32	2880	49	50	500	263	465	478	72	197	42	2

GAME-WINNING GOALS: Dante Washington 3, Damian 3, Alain Sutter 2, Temoc Suarez 1, Jorge Rodriguez 1, Jason Kreis 1, Jorge Flores 1, Gerell Elliott 1

GAME-WINNING ASSISTS: Mark Santel 3, Dante Washington 2, Daniel Peinado 2, Jason Kreis 2, Damian 2, Four players with 1.

PENALTY KICK GOALS/ATTEMPTS: Jason Kreis 4-4, Damian 4-4, Dante Washington 0-1, Peter Hattrup 0-1

DALLAS BURN INDIVIDUAL GOALKEEPING

UNF	POS	GOALKEEPER	GP	GS	MIN	SHTS	SV	GA	GAA	PG	PA	W	L	T	SO
30	GK	Garth Lagerwey	2	2	180	14	13	1	0.50	0	0	2	0	0	1
1	GK	Mark Dodd	30	30	2700	249	183	48	1.60	6	9	14	16	0	3
Team totals			32	32	2880	263	196	49	1.53	6	9	16	16	0	4
Opponent totals			32	32	2880	230	164	55	1.72	8	10	16	16	0	3

* = Played with other teams in 1997. Only Dallas Burn statistics listed here.

1997 Game-by-game

Finished Third in the Western Conference

DATE	OPPONENT	RESULT	ATT.	W-L-T	POS.	PTS	NOTES:
03/29/1997	New England	L 0-1	11,063	0-1-0	T3	0	NE: own goal (38)
MARCH RECORD:		0-1-0					
04/05/1997	San Jose	W 2-1	6,195	1-1-0	T2	3	DAL: Santel (37) Elliott (66); SJ: Dayak (57)
04/13/1997	at Columbus	L 1-2	10,662	1-2-0	T3	3	DAL: Rodriguez (53); CLB: McBride (6,75)
04/18/1997	at Kansas City	L 1-2	6,272	1-3-0	T3	3	DAL: Elliott (39); KC: Klopas (22) Chung (80)
04/20/1997	Colorado	W 4-1	5,911	2-3-0	2	6	DAL: Washington (25,77) Suarez (49) Elliott (57); COL: C. Henderson (73)
04/23/1997	at Colorado	L 0-1	4,120	2-4-0	T2	6	COL: Bravo (25)
04/26/1997	at Los Angeles	W 2-1	15,247	3-4-0	T1	7	DAL: Elliott (70); LA: Cienfuegos (73)
APRIL RECORD:		3-3-0					
05/04/1997	D.C. United	W 3-2	12,166	4-4-0	2	8	DAL: own goal (33) Kreis (76); DC: Agoos (5) Moreno (88)
05/10/1997	at D.C. United	W 3-2	15,493	5-4-0	T2	9	DAL: Washington (2) Kreis (88); DC: Diaz Arce (50) Pope (75)
05/17/1997	Tampa Bay	W 2-0	15,238	6-4-0	1	12	DAL: Washington (25) Damian (63)
05/23/1997	at Tampa Bay	W 3-1	10,112	7-4-0	1	15	DAL: Sonora (37) Sutter (52) Elliott (73); TB: Lassiter (57)
MAY RECORD:		4-0-0					
06/01/1997	at New England	L 1-3	10,242	7-5-0	2	15	DAL: Eck (41); NE: Conde (63) Baba (65,82)
06/06/1997	Kansas City	L 1-2	9,014	7-6-0	2	15	DAL: Damian (49); KC: Wright (52)
06/15/1997	MetroStars	W 3-1	10,897	8-6-0	3	18	DAL: Washington (48) Damian (62) Kreis (75); MET: Joseph (54)
06/22/1997	at New England	L 2-3	15,819	8-7-0	3	18	DAL: Damian (19) Kreis (27); NE: Farias (29) A. Lalas (65)
06/28/1997	at San Jose	L 1-3	11,941	8-8-0	3	18	DAL: Damian (18); SJ: Medved (48) Lozzano (71) Kinnear (89)
JUNE RECORD:		1-4-0					
07/04/1997	D.C. United	L 2-3	16,089	8-9-0	3	18	DAL: Peinado (4) Damian (54); DC: Iroha (2) Sanneh (23) Diaz Arce (74)
07/06/1997	at Kansas City	W 3-1	9,205	9-9-0	3	21	DAL: Rodriguez (47,81) Sutter (70); KC: Tinsley (54)
07/13/1997	at Columbus	W 2-1	12,329	10-9-0	3	24	DAL: Webber (20) Flores (45); CLB: McBride (17)
07/18/1997	San Jose	W 3-1	7,371	11-9-0	2	27	DAL: Washington (42,46,68); SJ: Baicher (25)
07/20/1997	at Colorado	W 4-2	8,125	12-9-0	2	30	DAL: Damian (31,63) Peinado (46) Washington (73); COL: Paz (5,13)
07/25/1997	Los Angeles	L 0-3	13,136	12-10-0	2	30	LA: Cienfuegos (57) Hurtado (66,77)
JULY RECORD:		4-2-0					
08/02/1997	Kansas City	L 1-2	7,910	12-11-0	2	30	DAL: Elliott (75); KC: Chung (63) Preki (78)
08/15/1997	at Tampa Bay	L 1-2	8,329	12-12-0	3	30	DAL: Kreis (88); TB: George (28) Lassiter (69)
08/23/1997	MetroStars	L 1-2	9,092	12-13-0	3	30	DAL: Damian (58); MET: own goal (60) Savarese (76)
08/31/1997	Colorado	W 4-1	4,451	13-13-0	3	33	DAL: Kreis (31,76) Washington (35,67); COL: Trittschuh (71)
AUGUST RECORD:		1-3-0					
09/06/1997	Columbus	W 3-0	10,383	14-13-0	2	36	DAL: Rodriguez (66) Washington (74) Webber (76)
09/11/1997	at San Jose	W 1-0	7,955	15-13-0	2	39	DAL: Damian (70)
09/14/1997	Los Angeles	L 1-3	9,032	15-14-0	2	39	DAL: Santel (89); LA: Karapetyan (44) Pena (60) C. Jones (65)
09/16/1997	at MetroStars	W 1-0	11,484	16-14-0	2	42	DAL: Kreis (33)
09/19/1997	at Los Angeles	L 1-2	19,421	16-15-0	2	42	DAL: Damian (54); LA: Armas (35) Welton (83)
09/25/1997	New England	L 1-2	6,897	16-16-0	2	42	DAL: Elliott (31); NE: Moore (58) Keegan (88)
SEPTEMBER RECORD:		3-3-0					
PLAYOFFS:							
DATE	OPPONENT	RESULT	ATT.	W-L-T	RND	PTS	NOTES:
10/5/1997	at Los Angeles	W 1-0	18,921	1-0-0	QTR	--	
10/8/1997	Los Angeles	W 3-0	11,248	2-0-0	QTR		DAL: Washington (29, 69), Peinado (86)
10/12/1997	Colorado	L 0-1	7,376	2-1-0	SEM		COL: Henerdson (42)
10/15/1997	at Colorado	L 1-2	18,452	2-2-0	SEM		DAL: Damian (5) COL: Patino (22), Henderson (87)

FINAL REGULAR SEASON STANDINGS

EASTERN CONFERENCE

----- OVERALL -----										----- HOME -----					----- ROAD -----				
	GP	W	L	T	PTS	GF	GA	GD		W	L	T	GF	GA	W	L	T	GF	GA
D.C. United	32	21	11	0	55	70	53	17		11	5	0	39	24	10	6	0	31	29
Tampa Bay	32	17	15	0	45	55	60	-5		12	4	0	34	22	5	11	0	21	38
Columbus	32	15	17	0	39	42	41	1		11	5	0	25	15	4	12	0	17	26
New England	32	15	17	0	37	40	53	-13		11	5	0	25	20	4	12	0	15	33
New York	32	13	19	0	35	43	53	-10		9	7	0	25	22	4	12	0	18	31

WESTERN CONFERENCE

----- OVERALL -----										----- HOME -----					----- ROAD -----				
	GP	W	L	T	PTS	GF	GA	GD		W	L	T	GF	GA	W	L	T	GF	GA
Kansas City	32	21	11	0	49	57	51	6		12	4	0	35	24	9	7	0	22	27
Los Angeles	32	16	16	0	44	55	44	11		10	6	0	31	18	6	10	0	24	26
Dallas	32	16	16	0	42	55	49	6		8	8	0	31	18	8	8	0	25	25
Colorado	32	14	18	0	38	50	59	-9		9	7	0	29	23	5	11	0	21	36
San Jose	32	12	20	0	30	55	59	-4		6	10	0	29	28	6	10	0	26	31

1996 Season (17-15-0, 41 pts)



HEAD COACH

Dave Dir, 17-15-0

PLAYOFFS

Lost to Kansas City in quarterfinals.

MLS HONORS

Leonel Alvarez: MLS All-Star, MLS Best XI, Player of the Week (Week 19)

Jason Kreis: MLS All-Star, Player of the Month (July)

Mark Dodd: MLS All-Star Reserve, MLS Best XI, MLS

Goalkeeper of the Year, Player of the Week (Week 11)

Mark Santel: MLS All-Star Reserve

Diego Sonora: MLS All-Star Reserve

TEAM HONORS

Leonel Alvarez: MVP

Jason Kreis: Golden Boot

Mark Dodd: Defender of the Year

1996 DALLAS BURN STATISTICS

UNF	POS	PLAYER	GP	GS	MIN	G	A	SHT	SOG	FC	FS	OFF	CK	C	E
9	F	Jason Kreis	31	29	2564	13	5	90	41	38	48	7	47	4	0
9	F	Hugo Sanchez	23	21	1708	6	3	40	23	27	36	9	0	6	1
8	F	Gerell Elliott	20	16	1523	5	7	43	24	15	25	20	1	0	0
13	M	Brian Haynes	26	23	1983	4	3	29	16	26	40	3	48	1	0
10	M-F	Washington Rodriguez	14	9	806	4	2	28	16	16	18	7	10	2	1
14	M	Leonel Alvarez	22	22	1959	3	5	22	14	35	32	3	1	14	2
*17	F-M	John Kerr	12	10	840	3	1	18	10	8	14	6	2	0	0
4	D	Diego Sonora	31	31	2720	2	7	23	13	46	49	7	2	5	0
41	M-F	Ted Eck	26	16	1564	2	6	24	15	34	37	18	3	3	0
11	M	Lawrence Lozano	31	31	2688	2	1	25	15	50	55	7	0	3	0
7	M	Mark Santel	30	28	2613	1	2	13	8	28	20	4	10	5	0
4	M	Chad Ashton	23	10	974	1	0	23	8	11	12	0	27	1	0
18	D	Richard Farrer	31	31	2758	1	0	3	2	35	29	1	0	2	0
*17	M	Zak Ibsen (DAL)	16	14	1238	1	0	7	6	22	17	1	0	1	0
*10	F	Dante Washington	6	2	257	1	0	10	5	5	10	2	0	0	0
00	GK	Jeff Cassar	2	1	104	0	0	0	0	0	0	0	0	1	0
1	GK	Mark Dodd	31	31	2776	0	0	0	0	0	3	0	0	1	0
5	M	Jorge Flores	8	3	292	0	0	3	2	5	4	0	1	2	0
23	F	Jimmy Glenn	9	0	115	0	0	5	4	2	1	2	0	0	0
23	D	Rene Ortiz	2	1	96	0	0	0	0	2	0	0	0	0	0
12	D	Brandon Pollard	10	9	820	0	0	3	1	8	8	0	0	0	0
3	D	Ed Puskarich	18	14	1238	0	0	2	1	12	14	1	0	2	0
Own-goals received					1										
Team totals			32	32	2880	50	42	411	224	425	472	98	152	53	4
Opponent totals			32	32	2880	48	45	443	244	473	424	82	184	47	3

GAME-WINNING GOALS: Jason Kreis 3, Washington Rodriguez 2, Seven players tied with 1.

GAME-WINNING ASSISTS: Gerell Elliott 2, Ted Eck 2, Leonel Alvarez 2, Diego Sonora 1, Hugo Sanchez 1, Washington Rodriguez 1, John Kerr 1, Brian Haynes 1.

PENALTY KICK GOALS/ATTEMPTS: Hugo Sanchez 1-1, Washington Rodriguez 1-1, Leonel Alvarez 1-1.

DALLAS BURN INDIVIDUAL GOALKEEPING

UNF	POS	GOALKEEPER	GP	GS	MIN	SHTS	SV	GA	GAA	PG	PA	W	L	T	SO
1	GK	Mark Dodd	31	31	2776	235	160	45	1.46	5	5	17	14	0	6
00	GK	Jeff Cassar	2	1	104	9	6	3	2.60	0	0	0	1	0	0
Team totals			32	32	2880	244	166	48	1.50	5	5	17	15	0	6
Opponent totals			32	32	2880	224	141	50	1.56	3	3	15	17	0	9

* = Played with other teams in 1996. Only Dallas Burn statistics listed here.

1996 Game-by-game

Finished Second in the Western Conference

DATE	OPPONENT	RESULT	ATT.	W-L-T	POS.	PTS	NOTES:
04/14/1996	San Jose	W 1-0	27,779	1-0-0	4	1	
04/18/1996	Kansas City	W 3-0	9,405	2-0-0	1	4	DAL: Kreis (48) Rodriguez (72) Kerr (85)
04/21/1996	at Colorado	L 1-3	21,711	2-1-0	T2	4	DAL: Kerr (59); COL: Balboa (48,64) Bartlett (57)
04/28/1996	at Tampa Bay	W 2-1	14,084	3-1-0	2	7	DAL: Kreis (24) Rodriguez (30); TB: Lassiter (81)
APRIL RECORD:		3-1-0					
05/01/1996	at D.C. United	L 1-3	11,253	3-2-0	2	7	DAL: Rodriguez (43); DC: Diaz Arce (15) Etcheverry (53) Rammel (64)
05/05/1996	Columbus	W 1-0	35,250	4-2-0	2	8	
05/11/1996	at Kansas City	W 3-2	17,706	5-2-0	2	11	DAL: Kreis (27) Kerr (79) Rodriguez (85); KC: Preki (38,45)
05/18/1996	D.C. United	W 3-2	23,251	6-2-0	2	14	DAL: Kreis (40,82) Sanchez (88); DC: Sanneh (65) Agoos (90)
05/23/1996	Tampa Bay	L 0-1	11,457	6-3-0	2	14	TB: Lassiter (82)
05/29/1996	at Colorado	L 0-2	10,971	6-4-0	2	14	COL: C. Henderson (24) Harbor (67)
MAY RECORD:		3-2-0					
06/02/1996	MetroStars	L 0-1	10,610	6-5-0	2	14	MET: Wood (62)
06/08/1996	San Jose	W 4-1	25,187	7-5-0	2	17	DAL: Sanchez (15) Kreis (33) own goal (44) Sonora (65); SJ: E. Espinoza (12)
06/15/1996	Colorado	W 2-1	9,704	8-5-0	2	18	DAL: Sanchez (73); COL: Harbor (0)
06/19/1996	at MetroStars	L 0-1	14,322	8-6-0	2	18	
06/23/1996	at New England	W 4-1	17,066	9-6-0	2	21	DAL: Lozzano (36) Farrer (48) Santel (60) Haynes (89); NE: Keegan (27)
06/29/1996	Kansas City	L 0-1	9,615	9-7-0	2	21	KC: Sorber (39)
JUNE RECORD:		3-3-0					
07/04/1996	D.C. United	W 2-1	16,177	10-7-0	T2	22	DAL: Kreis (33); DC: Diaz Arce (61)
07/07/1996	at D.C. United	L 1-6	11,244	10-8-0	T3	22	DAL: Ashton (69); DC: Diaz Arce (3,48,61,63) Rammel (18,77)
07/10/1996	at MetroStars	L 2-3	17,416	10-9-0	T3	22	DAL: Alvarez (63) Sanchez (66); MET: Caricola (35) Savarese (48,77)
07/17/1996	Los Angeles	W 5-2	17,665	11-9-0	T3	25	DAL: Kreis (23,47) Ibsen (28) Haynes (69) Elliott (83); LA: Hurtado (66) Jones (70)
07/20/1996	at Kansas City	W 2-1	11,592	12-9-0	T2	28	DAL: Kreis (13) Elliott (75); KC: Preki (22)
07/27/1996	Colorado	W 3-0	9,081	13-9-0	2	31	DAL: Alvarez (53) Sanchez (64) Elliott (78)
07/31/1996	at Columbus	W 2-1	13,190	14-9-0	2	34	DAL: Kreis (27) Lozzano (47); CLB: McBride (83)
JULY RECORD:		5-2-0					
08/10/1996	Tampa Bay	W 2-1	12,503	15-9-0	2	37	DAL: Alvarez (16) Haynes (32); TB: Lassiter (35)
08/14/1996	Columbus	L 2-3	7,338	15-10-0	2	37	DAL: Elliott (73,76); CLB: Carrera (62) McBride (83)
08/22/1996	at San Jose	L 0-1	13,359	15-11-0	3	37	SJ:
08/25/1996	at Los Angeles	W 3-2	19,279	16-11-0	T1	40	DAL: Sonora (23) Kreis (32) Washington (76); LA: Hurtado (53,80)
AUGUST RECORD:		2-2-0					
09/04/1996	at New England	L 1-2	12,933	16-12-0	T2	40	DAL: Eck (74); NE: Watson (35) Moore (78)
09/07/1996	New England	L 0-2	18,582	16-13-0	T2	40	NE: Sawatzky (19) Baba (43)
09/11/1996	at San Jose	W 3-2	10,894	17-13-0	T1	41	DAL: Haynes (79) Kreis (87); SJ: E. Espinoza (49) Iroha (74)
09/19/1996	Los Angeles	L 1-2	12,569	17-14-0	T2	41	DAL: Sanchez (23); LA: Hurtado (11) Vanney (48)
09/22/1996	at Los Angeles	L 1-2	18,347	17-15-0	T2	41	DAL: Eck (89); LA: Noamouz (76) Garvey (82)
SEPTEMBER RECORD:		1-4-0					
PLAYOFFS:							
DATE	OPPONENT	RESULT	ATT.	W-L-T	RND	PTS	NOTES:
9/26/1996	at Kansas City	L 2-3	4,466	0-1-0	QTR		DAL: Elliott (21), Ashton (25) KC: Johnston (16), McKeon (79), Preki (89)
9/29/1996	Kansas City	W 2-1	10,125	1-1-0	QTR		DAL: Kreis (5), Washington (32) KC: Preki (30)
10/2/1996	at Kansas City	L 2-3	9,802	1-2-0	QTR		DAL: Sanchez (27), Elliott (66) KC: Chung (41), Takawira (62)


FINAL REGULAR SEASON STANDINGS

EASTERN CONFERENCE

----- OVERALL -----										----- HOME -----					----- ROAD -----				
	GP	W	L	T	PTS	GF	GA	GD		W	L	T	GF	GA	W	L	T	GF	GA
Tampa Bay	32	20	12	0	58	66	51	15		12	4	0	42	25	8	8	0	24	26
D.C. United	32	16	16	0	46	62	56	6		11	5	0	41	22	5	11	0	21	34
New York	32	15	17	0	39	45	47	-2		9	7	0	26	22	6	10	0	19	25
Columbus	32	15	17	0	37	59	60	-1		8	8	0	32	27	7	9	0	27	33
New England	32	15	17	0	33	43	56	-13		10	6	0	25	20	5	11	0	18	36

WESTERN CONFERENCE

----- OVERALL -----										----- HOME -----					----- ROAD -----				
	GP	W	L	T	PTS	GF	GA	GD		W	L	T	GF	GA	W	L	T	GF	GA
Los Angeles	32	19	13	0	49	59	49	10		11	5	0	31	17	8	8	0	28	32
Dallas	32	17	15	0	41	50	48	2		10	6	0	25	17	7	9	0	25	31
Kansas City	32	17	15	0	41	61	63	-2		11	5	0	40	28	6	10	0	21	35
San Jose	32	15	17	0	39	50	50	0		9	7	0	29	16	6	10	0	21	34
Colorado	32	11	21	0	29	44	59	-15		8	8	0	30	24	3	13	0	14	35



Team History

All-Time FC Dallas MLS Award Winners

MLS BEST XI

2011: Brek Shea.....	MID
2010: David Ferreira.....	MID
2009: Jeff Cunningham.....	FOR
2008: Kenny Cooper.....	FOR
2004: Ronnie O'Brien.....	MID
2002: Oscar Pareja.....	MID
1999: Jason Kreis.....	FOR
1996: Mark Dodd.....	GK
1996: Leonel Alvarez.....	DEF

MLS GOAL OF THE DECADE

Carlos Ruiz (May 28, 2005 vs. D.C. United)

MLS SCORING CHAMPION

Year	Player	Goals	Assists
1999	Jason Kreis	18	15
2009	Jeff Cunningham	17	8

MLS GOALKEEPER OF THE YEAR

Year	Player
1996.....	Mark Dodd

MLS COMEBACK PLAYER OF THE YEAR

Year	Player
2006.....	Richard Mulrooney
2008.....	Kenny Cooper

MLS PLAYER OF THE MONTH

Year	Player
July 1996.....	Jason Kreis
May 1997.....	Alain Sutter
June 1999.....	Jason Kreis
May 2005.....	Carlos Ruiz
May 2006.....	Carlos Ruiz
Sept. 2009.....	Jeff Cunningham
Aug. 2010.....	Kevin Hartman
July 2011.....	Kevin Hartman

MLS PLAYER OF THE WEEK

Year	Player	Week
1996	Mark Dodd	11
	Leonel Alvarez	19
1997	Dante Washington	5
	Damian	9
	Dante Washington	18
1999	Jason Kreis	1
	Matt Jordan	4
	Jason Kreis	5
	Jason Kreis	12
	Jason Kreis	17
	Ariel Graziani	23
	Jason Kreis	29
	Jason Kreis	30
2000	Ariel Graziani	1
	Ariel Graziani	16
2002	Jason Kreis	7
	Bobby Rhine	12
	Antonio Martinez	22
2003	D.J. Countess	28
2004	Jeff Cassar	15
	Brad Davis	17
	Ronnie O'Brien	22
2006	Kenny Cooper	16
2007	Juan Tojoa	15
	Abe Thompson	27
2008	Kenny Cooper	18
	Kenny Cooper	19
2009	Jeff Cunningham	16
	Jeff Cunningham	20
	Jeff Cunningham	26
	Jeff Cunningham	30
2010	Brek Shea	11
	Jeff Cunningham	19
2011	David Ferreira	4

All-Time FC Dallas All-Stars and Best XI

MLS ALL-STARS

Named 2011 All-Star but could not participate

Brek Shea (MID)

2010 Starter: Heath Pearce (DEF)
 2010 Reserve: David Ferreira (MID)
 2008 Starter: Kenny Cooper (FOR)
 2008 Starter: Juan Toja (MID)
 2007 Starter: Juan Toja (FOR)
 2006 Starter: Richard Mulrooney (MID)
 2006 Reserves: Ronnie O'Brien (MID)
 2006 Alternate: Dario Sala (GK)
 2006 Alternate: Carlos Ruiz (FOR)
 2006 Alternate: Greg Vanney (DEF)
 2006 Commissioner's Pick: Richard Mulrooney
 2005 Starter: Ronnie O'Brien (MID)
 2005 Starter: Greg Vanney (DEF)
 2005 Starter: Simo Valakari (MID)
 2005 Reserve: Scott Garlick (GK)
 2005 All-Star Head Coach: Colin Clarke

Named 2005 All-Star but could not participate

Carlos Ruiz (FOR)

Eddie Johnson (FOR)

2004 Starter: Cory Gibbs (DEF)
 2004 Starter: Ronnie O'Brien (MID)
 2004 Reserve: Jason Kreis (FOR)
 2004 Commissioner's Pick: Jason Kreis (FOR)
 2003 Alternate: Jason Kreis (FOR)
 2002 Starter: Chad Deering (MID)
 2002 Starter: Ryan Suarez (DEF)
 2002 Reserve: Jason Kreis (FOR)
 2002 Reserve: Joselito Vaca (MID)
 2002 Commissioner's Pick: Joselito Vaca
 2001 Starter: Chad Deering (MID)
 2001 Starter: Ariel Graziani (FOR)

Named 2001 All-Star but could not participate

Jason Kreis (FOR)

Lubos Kubik (DEF)

2000 Reserve: Jason Kreis (FOR)
 2000 Reserve: Ariel Graziani (FOR)
 1999 Reserve: Matt Jordan (GK)
 1999 Reserve: Jason Kreis (FOR)
 1998 Reserve: Leonel Alvarez (MID)
 1997 Starter: Damian (FOR)
 1997 Starter: Mark Dodd (GK)
 1997 Starter: Diego Sonora (DEF)
 1997 Starter: Alain Sutter (MID)
 1997 Starter: Dante Washington (FOR)
 1997 Reserve: Mark Santel (MID)
 1996 Starter: Leonel Alvarez (MID)
 1996 Starter: Jason Kreis (FOR)
 1996 Reserves: Mark Dodd (GK)
 1996 Reserves: Mark Santel (MID)
 1996 Reserves: Diego Sonora (DEF)

MLS BEST XI

2011: Brek Shea (MID)

2010: David Ferreira (MID)

2009: Jeff Cunningham (FOR)

2008: Kenny Cooper (FOR)

2005: Ronnie O'Brein (MID)

2004: Ronnie O'Brien (MID)

2002: Oscar Pareja (MID)

1999: Jason Kreis (FOR)

1996: Mark Dodd (GK), Leonel Alvarez (DEF)

FC Dallas Team Award Winners

Most Valuable Player

1996.....	Leonel Alvarez
1997.....	Mark Dodd
1998.....	Jorge Rodriguez
1999.....	Jason Kreis
2000.....	Ariel Graziani
2001.....	Oscar Pareja
2002.....	Oscar Pareja
2003.....	Jason Kreis
2004.....	Simo Valakari
2005.....	Ronnie O'Brien
2006.....	Kenny Cooper
2007.....	Juan Toja
2008.....	Kenny Cooper
2009.....	Jeff Cunningham
2010.....	David Ferreira
2011.....	Brek Shea

Golden Boot

1996.....	Jason Kreis
1997.....	Dante Washington
1998.....	Jason Kreis
1999.....	Jason Kreis
2000.....	Jason Kreis
2001.....	Ariel Graziani
2002.....	Jason Kreis
2003.....	Brad Davis
2004.....	Eddie Johnson
2005.....	Carlos Ruiz
2006.....	Carlos Ruiz
2007.....	Carlos Ruiz
2008.....	Kenny Cooper
2009.....	Jeff Cunningham
2010.....	Jeff Cunningham
2011.....	Brek Shea

Defender of the Year

1996.....	Mark Dodd
1997.....	Mark Dodd
1998.....	Jorge Rodriguez
1999.....	Matt Jordan
2000.....	Jorge Rodriguez
2001.....	Jorge Rodriguez
2002.....	Tenywa Bonseu
2003.....	D.J. Countess
2004.....	Cory Gibbs
2005.....	Greg Vanney
2006.....	Chris Gbandi
2007.....	Clarence Goodson
2008.....	Pablo Ricchetti
2009.....	Dario Sala
2010.....	Kevin Hartman
2011.....	Kevin Hartman

Humanitarian of the Year

2001.....	Matt Jordan
2002.....	Matt Jordan
2003.....	Bobby Rhine
2004.....	Steve Jolley
2005.....	Richard Mulroney
2006.....	Richard Mulroney
2007.....	Bobby Rhine
2008.....	Pablo Ricchetti
2009.....	Pablo Ricchetti
2010.....	Daniel Hernandez
2011.....	Daniel Hernandez



All-Time FC Dallas Draft History



2012 SUPERDRAFT

Round	Overall	Player	Position	College
1	11	Matt Hedges	Defender	UNC

2012 SUPPLEMENTAL DRAFT

Round	Overall	Player	Position	College
1	11	Alex Lee	Defender	Maryland
3	49	Walter Hines	Forward	St. John's University
4	68	Ian Kalis	Defender	SMU

2011 SUPERDRAFT

Round	Overall	Player	Position	College
1	17	Bobby Warshaw	Midfielder	Stanford
2	35	Charlie Campbell	Defender	Louisville
3	53	Scott Gordon	Defender	Lynn University

2010 SUPPLEMENTAL DRAFT

Round	Overall	Player	Position	College
1*	15	Alexis Pradie	Forward	Embry-Riddle
1	17	Paul Ogunyemi	Defender	Schoolcraft College
1**	18	Brayan Martinez	Midfielder	Seton Hall
2	35	Kekoa Osorio	Midfielder	SMU
3	53	Craig Hill	Goalkeeper	SMU

*Acquired a conditional draft pick from San Jose on April 28, 2009, which became this selection, in exchange for defender Aaron Pitchkolan.

**Acquired this selection and a conditional 2012 MLS SuperDraft selection from Colorado in exchange for defender Anthony Wallace on July 30, 2010.

2010 SUPERDRAFT

Round	Overall	Player	Position	College
1*	5	Zach Loyd	Defender/Midfielder	North Carolina
2**	21	Andrew Wiedeman	Forward	California
3	38	Jason Yeisley	Forward	Penn State
3***	44	Eric Alexander	Midfielder	Indiana
4	54	Dane Saintus	Forward	SMU

*Acquired from Toronto FC on February 24, 2009, in exchange for Adrian Serioux.

**Conditional pick acquired from Toronto FC in exchange for Fuad Abrahim on June 13, 2008.

***Acquired Columbus Crew's 2010 second and third round picks in exchange for FC Dallas' second and third round picks in 2008 MLS SuperDraft. FC Dallas' traded the 2010 SuperDraft second round pick to Real Salt Lake in exchange for D Kyle Davies on April 28, 2009.

Notes: FCD traded its natural second round pick to the Colorado Rapids in exchange for Ugo Ihemelu last August.

All-Time FC Dallas Draft History

2010 DISCOVERY SELECTIONS

Round	Overall	Player	Position	College
N/A	N/A	Edson Edward	Defender	Graceland
N/A	N/A	Sean Kelley	Goalkeeper	George Mason

2009 SUPERDRAFT

Round	Overall	Player	Position	College
1	5	Peri Marosevic	Forward	Michigan
1*	14	George John	Defender	Washington
2**	29	Brian Shriver	Forward	North Carolina

*Acquired from the San Jose Earthquakes on July 28, 2008, along with partial allocation, in exchange for Arturo Alvarez.

**Acquired in an agreement with Real Salt Lake for former Dallas goalkeeper coach Jeff Cassar in 2007. Notes: FC Dallas traded its 39th overall pick (third round) to Toronto FC on August 8, 2008, in exchange for Jeff Cunningham. In addition, FCD traded its natural fourth round pick to Kansas City on July 21, 2008, in exchange for an international player slot valid only for the remainder of the 2008 season.

2009 DISCOVERY SELECTIONS

Round	Overall	Player	Position	College
N/A	N/A	Juan Guerra	Midfielder	Florida International
N/A	N/A	JD Binger	Defender	Messiah College

2008 SUPERDRAFT

Round	Overall	Player	Position	College
1*	2	Brek Shea	Midfielder	--
1	8	Josh Lambo	Goalkeeper	--
2**	19	Eric Avila	Midfielder	UC-Santa Barbara
4***	45	Jamil Roberts	Defender	UC-Santa Clara
4	50	Ben Nason	Midfielder	Virginia Tech

*Acquired from Toronto FC on Mar. 20, 2007, along with a partial allocation, in exchange for Richard Mulrooney.

**Acquired from Colorado on Jan. 12, 2007, along with the 2007 second round pick used to select Andrew Daniels, in exchange for Greg Vanney.

***Acquired from Real Salt Lake on Jan. 12, 2007, in exchange for the 48th overall selection in the 2007 SuperDraft.

Note: FC Dallas traded its 22nd (second round) and 31st (third round) overall picks to the Columbus Crew in exchange for the Crew's natural second and third round selections in 2010.

2008 SUPPLEMENTAL DRAFT

Round	Overall	Player	Position	College
2	22	Yannick Reyring	Forward	Virginia
3	36	Ben Shuleva	Midfielder	SMU

2007 SUPERDRAFT

Round	Overall	Player	Position	College
1	9	Anthony Wallace	Defender/Midfielder	South Florida
2*	14	Abdus Ibrahim	Forward	--
2**	18	Andrew Daniels	Forward	Brown
2	22	Ryan Guy	Forward	San Diego
3	28	Scott Jones	Forward	NC-Greensboro
4	43	Tommy Krizanovic	Forward	Jacksonville

*Acquired from Toronto FC, along with Adrian Serieux, on Nov. 17, 2006 in exchange for Ronnie O'Brien.

**Acquired from the Colorado Rapids on Jan. 12, 2007, along with a second round pick in 2008, in exchange for Greg Vanney and a third round pick in 2008.

2007 SUPPLEMENTAL DRAFT

Round	Overall	Player	Position	College
1	9	Sandy Gbandi Jr.	Midfielder	UAB
4	45	Chase Wileman	Midfielder	SMU

All-Time FC Dallas Draft History

2006 SUPERDRAFT

Round	Overall	Player	Position	College
1	6	Dax McCarty	Midfielder	North Carolina
2	15	Justin Moore	Defender	Clemson
2	18	Blake Wagner	Defender/Midfielder	--
2	22	Dominic Oduro	Forward	Virginia Commonwealth
3	30	Ray Burse Jr.	Goalkeeper	Ohio State
4*	42	Michael Dello-Russo	Midfielder	Maryland
4	43	Mike Ambersly	Forward	Indiana

* FC Dallas traded its 38th overall selection to Columbus for a third round pick in 2007.

2006 SUPPLEMENTAL DRAFT

Round	Overall	Player	Position	College
1	6	Christopher Joyce	Forward	Franklin Pierce
1	8	Miguel Guante	Defender	Portland
2	18	Brad Napper	Midfielder/Forward	Northwestern
3	30	Sean Babcock	Midfielder	Portland
4	39	Peter Louis	Forward	Coastal Carolina

2005 SUPERDRAFT

Round	Overall	Player	Position	College
1*	6	Drew Moor	Defender	Indiana
3	27	Winston Marshall	Midfielder	Wright State
3	28	Chris Gomez	Goalkeeper	Brown
4	40	Julian Nash	Forward	Creighton

* FC Dallas traded its 4th overall selection, an allocation and Brad Davis to San Jose for Richard Mulrooney, Arturo Alvarez, the 6th overall pick and the 29th overall pick. They then traded their 12th overall selection to the MetroStars for Cornell Glen. FC Dallas also traded its 29th overall pick to Chicago for Henry Ring and a 2006 second round pick.

2005 SUPPLEMENTAL DRAFT

Round	Overall	Player	Position	College
1	4	Kevin Wilson	Midfielder	San Diego
2	16	Abe Thompson	Forward	Maryland
2	23	Aaron Pitchkolan	Midfielder	West Virginia
2	24	Drew Cavanagh	Defender	College of Charleston
3	28	Chris Schwarze	Defender	San Francisco
4	40	Sammy Tamporello	Midfielder	Ohio State

2004 SUPERDRAFT

Round	Overall	Player	Position	College
1	6	Ramon Nunez	Midfielder	SMU
1*	7	Clarence Goodson	Defender	Maryland
3	29	Ty Maurin	Midfielder	UCLA
4	31	David Wagenfuhr	Midfielder	Creighton
6	64	Edwin Miranda	Defender	Cal State Northridge

* Dallas traded its 4th overall selection and Shavar Thomas to Kansas City for the 7th overall pick and defender Carey Talley and midfielder Eric Quill.

2003 SUPERDRAFT

Round	Overall	Player	Position	College
1*	10	Shavar Thomas	Defender	Connecticut
2	15	Jason Thompson	Forward	Eastern Illinois
3	21	David Comfort	Goalkeeper	Virginia
4	34	Mike Tranchilla	Forward	Creighton
5	45	Michael Mariscalco	Midfielder	Butler
6	52	Andy Rosenband	Forward	Ohio State

* Dallas traded its 12th and 55th overall selections to Los Angeles for the 10th overall pick. The Burn also traded its 4th overall selection to the MetroStars for M Brad Davis.

All-Time FC Dallas Draft History

2002 SUPERDRAFT

Round	Overall	Player	Position	College
1	1	Chris Gbandi	Defender	Connecticut
1*	9	Carl Bussey	Midfielder	SMU
1*	12	Lee Morrison	Defender	Stanford
2	15	Jordan Stone	Midfielder	--
2	18	Matt Behncke	Midfielder	Princeton
4	44	Adauto Neto	Midfielder	Univ. of Mobile
5	54	Jeremie Piette	Defender	West Texas A&M
5	55	Ricardo Villar	Midfielder	Penn State

* Dallas traded its 6th overall selection to San Jose for the 9th and 12th overall picks.

2001 SUPERDRAFT

Round	Overall	Player	Position	College
1	5	Joselito Vaca	Midfielder	--
1	7	Ryan Suarez	Defender	San Jose State
2	19	Edward Johnson	Forward	--
3	25	Josue Mayard	Defender	--
4	43	Adam Zapala	Goalkeeper	Stanford
5	55	Gary DePalma	Midfielder	Virginia Wesleyan
6	67	Miguel Saavedra	Midfielder	--
6*	71	Roberto Najarro	Midfielder	UAB

*Dallas traded its 6th round pick in the '02 SuperDraft to Chicago for the Fire's 6th round selection in the '01 SuperDraft.

2000 SUPERDRAFT

Round	Overall	Player	Position	College
1*	5	Aleksey Korol	Forward	Indiana
2	22	Antonio Martinez	Midfielder	Cal State Fullerton
3	34	Steve Bernal	Defender	Creighton
4	46	Brian Piesner	Midfielder	Rutgers
5	58	Seth Marks	Defender	Furman
6	70	Angel Rivillo	Midfielder	Creighton

* Dallas traded Dante Washington to Columbus for the Crew's first-round pick (3rd overall). They then traded that pick to Colorado for the Rapids' first-round pick (5th overall) and their first-round pick in the 2001 draft.

1999 SUPPLEMENTAL DRAFT

Round	Overall	Player	Position	College
1	6	Kirk Wilson	Midfielder	Drake
2	18	Gabe Jones	Forward	St. Edward's

1999 COLLEGE DRAFT

Round	Overall	Player	Position	College
1*	4	Lazo Alavanja	Midfielder	Indiana
1	6	Bobby Rhine	Forward	Connecticut
1*	12	Paul Broome	Midfielder	SMU
2	24	Darren Warham	Defender	Lynn
3	30	Andrew Parrish	Defender	Indiana
3	35	Aaron Lewis	Forward	Western Baptist

* Dallas obtained the 4th and 12th overall picks from Chicago in exchange for the rights to Dema Kovalenko, who had been assigned to Dallas as a Project-40 player.

1998 SUPPLEMENTAL DRAFT

Round	Overall	Player	Position	College
1	10	Chris Fox	Defender	Brown
2	20	Ernest Inneh	Forward	Brooklyn
3	30	Darren Sawatzky	Midfielder/Forward	Portland

1998 COLLEGE DRAFT

Round	Overall	Player	Position	College
1	10	Matt Jordan	Goalkeeper	Clemson
2	20	Hans Wittusen	Defender	Brown
3*	25	Matt Caution	Forward	SW Missouri St.

* The Burn traded its 1999 2nd rd. college pick for Miami's 1998 3rd rd. pick. Dallas had traded its 1998 3rd rd. college pick to Tampa Bay in 1997 for Peter Hattrup.

All-Time FC Dallas Draft History

1997 SUPPLEMENTAL DRAFT

Round	Overall	Player	Position	College
1	2	Wade Webber	Defender	Portland
1	4	Dan Stebbins	Forward	Notre Dame
2	20	Joey Martinez	Defender	---
3	26	Eric Stempinski	Forward	UW-Milwaukee

1997 COLLEGE DRAFT

Round	Overall	Player	Position	College
1	6	Temoc Suarez	Forward	North Carolina
2	16	Alan Branigan	Defender	Rutgers

*Dallas traded its 1st round pick in supplemental draft plus a 3rd round pick in college draft to New England for the Revolution's 1st round pick in the supplemental draft.

1996 DRAFT

Round	Overall	Player	Position	College
1	3	Ted Eck	Forward	W. Illinois
2	13	Tom Soehn	Defender	W. Illinois
3	23	Lawrence Luzzano	Defender	---
4	33	Brian Haynes	Midfielder	Erskine
5	43	Jason Kreis	Midfielder	Duke
6	53	Mark Dodd	Goalkeeper	Duke
7	63	Rene Ortiz	Defender	---
8	73	Gerrell Elliot	Forward	Fresno St.
9	83	John Kerr, Jr.	Midfielder	Duke
10	93	Jim McGeough	Defender	Farmingdale JC
11	103	Jorge Flores	Midfielder	---
12	113	Richard Farrer	Defender	New Mexico
13	123	Jimmy Glenn	Forward	Clemson
14	133	Steve Keller	Midfielder	Indiana
15	143	Ed Puskarich	Defender	SMU
16	153	Gabriel Gentile	Midfielder	North Texas

1996 SUPPLEMENTAL DRAFT

Round	Overall	Player	Position	College
2	14	Vagner	Defender	---
2	18	Chad Ashton	Midfielder	North Carolina
3	28	Jon Walker	Goalkeeper	Louisville

Note: Dallas traded its first round pick to NY/NJ for MetroStars' 1st round pick in college draft.

1996 COLLEGE DRAFT

Round	Overall	Player	Position	College
1	3	Brandon Pollard	Defender	Virginia
1	8	Jeff Cassar	Goalkeeper	Florida Int'l
3	28	Brandon Cavitt	Midfielder	Sacramento St.

Note: Dallas traded its second round selection to Tampa Bay for the Mutiny's 2nd round pick in supplemental draft.

ALL-TIME FC DALLAS PLAYER ALLOCATIONS

1996 ALLOCATIONS

Player	Date Allocated	Country
Hugo Sanchez	October 17, 1995	Mexico
Mark Santel	January 22, 1996	United States
Washington Rodriguez	January 24, 1996	Uruguay
Leonel Alvarez	February 5, 1996	Colombia
Diego Sonora	April 2, 1996	Argentina

1997 ALLOCATIONS

Player	Date Allocated	Country
Daniel Peinado	January 22, 1997	Argentina
Jorge Rodriguez	March 19, 1997	El Salvador
Alain Sutter	April 21, 1997	Switzerland
Damian Alvarez	April 28, 1997	Mexico

1998 ALLOCATIONS

Player	Date Allocated	Country
Leonel Alvarez	January 9, 1998	Colombia
Chad Deering	July 2, 1998	United States

2004 ALLOCATION

Player	Date Allocated	Country
Cory Gibbs	February 5, 2004	United States

Year - by - Year MLS Record

OVERALL RECORD

	W-L-T	PTS	OT	ShO	GF	GA
1996	17-15-0	41	0-0-0	5-3	50	48
1997	16-16-0	42	0-0-0	3-2	55	49
1998	15-17-0	37	0-0-0	4-2	43	59
1999	19-13-0	51	0-0-0	3-6	54	35
2000	14-14-4	46	0-0-4	0-0	54	54
2001	10-11-5	35	2-1-5	0-0	48	47
2002	12-9-7	43	3-0-7	0-0	44	43
2003	6-19-5	23	0-1-5	0-0	35	64
2004	10-14-6	36	0-0-0	0-0	34	45
2005	13-10-9	48	0-0-0	0-0	52	44
2006	16-12-4	52	0-0-0	0-0	48	44
2007	13-12-5	44	0-0-0	0-0	37	44
2008	8-10-12	36	0-0-0	0-0	45	41
2009	11-13-6	39	0-0-0	0-0	50	47
2010	14-4-12	50	0-0-0	0-0	42	28
2011	15-12-7	52	0-0-0	0-0	42	39
TOT.	207-201-87	625	5-2-2	15-13	733	731

HOME RECORD

	W-L-T	OT	ShO	GF	GA
1996	10-6-0	0-0-0	4-1	25	17
1997	8-8-0	0-0-0	1-1	30	24
1998	8-8-0	0-0-0	1-1	23	26
1999	13-3-0	0-0-0	1-1	35	14
2000	11-3-2	0-0-2	0-0	37	22
2001	6-5-2	1-0-2	0-0	25	18
2002	8-4-2	2-0-2	0-0	22	15
2003	5-8-2	0-1-2	0-0	24	31
2004	6-5-4	0-0-0	0-0	22	18
2005	8-3-5	0-0-0	0-0	28	20
2006	12-3-1	0-0-0	0-0	28	14
2007	7-5-3	0-0-0	0-0	17	17
2008	5-4-6	0-0-0	0-0	23	19
2009	8-3-4	0-0-0	0-0	28	19
2010	8-1-6	0-0-0	0-0	42	28
2011	9-5-3	0-0-0	0-0	20	11
TOT.	132-74-40	3-1-8	7-4	429	313

ROAD RECORD

	W-L-T	OT	ShO	GF	GA
1996	7-9-0	0-0-0	1-2	25	31
1997	8-8-0	0-0-0	2-1	25	25
1998	7-9-0	0-0-0	3-1	20	33
1999	6-10-0	0-0-0	2-5	19	21
2000	3-11-2	0-0-2	0-0	17	32
2001	4-6-3	1-1-3	0-0	23	29
2002	4-5-5	1-0-5	0-0	22	28
2003	1-11-3	0-0-3	0-0	11	33
2004	4-9-2	0-0-0	0-0	12	27
2005	5-7-4	0-0-0	0-0	24	24
2006	4-9-3	0-0-0	0-0	20	30
2007	6-7-2	0-0-0	0-0	20	27
2008	3-6-6	0-0-0	0-0	22	22
2009	3-10-2	0-0-0	0-0	22	28
2010	4-3-8	0-0-0	0-0	17	15
2011	6-7-4	0-0-0	0-0	22	28
TOT.	75-127-44	2-1-13	8-9	321	433

Regular Season Records Versus Opponents

vs. Team	GP	W-L-T	OT	ShO	GF	GA
Chicago	35	20-11-4	1-1-1	2-1	67	53
Chivas USA	19	10-5-4	0-0-0	0-0	26	21
Colorado	53	24-18-10	0-0-1	2-1	87	64
Columbus	40	16-16-8	1-0-4	1-1	55	54
D.C. United	38	17-13-8	1-0-1	4-0	64	65
Houston	18	3-8-7	0-0-0	0-0	18	26
Kansas City	46	19-19-8	0-0-4	1-2	76	66
Los Angeles	54	19-26-9	1-0-7	1-1	75	98
Miami	8	3-4-1	0-0-1	0-1	14	15
New England	37	11-22-3	0-0-1	1-1	46	65
New York	38	16-18-4	0-1-1	0-1	59	54
Philadelphia	4	2-0-2	0-0-0	0-0	8	4
Real Salt Lake	20	11-7-2	0-0-0	0-0	30	26
San Jose	44	15-21-8	0-0-0	3-4	49	73
Seattle	6	1-2-3	0-0-0	0-0	6	7
Tampa Bay	18	10-8-0	1-0-0	0-0	29	26
Toronto FC	10	6-1-3	0-0-0	0-0	14	10
TOTALS	492	207-201-84	5-2-21	15-13	733	731

OVERALL RECORD

vs. Team	GP	W-L-T	OT	ShO	GF	GA
Chicago	11	12-3-1	1-0-0	1-0	37	21
Chivas USA	9	4-2-3	0-0-0	0-0	10	8
Colorado	26	17-5-4	0-0-0	2-1	49	26
Columbus	18	11-5-2	1-0-0	1-1	32	20
D.C. United	20	12-6-2	0-0-0	2-0	37	26
Houston	8	2-2-4	0-0-0	0-0	7	10
Kansas City	22	11-8-3	0-0-1	0-2	43	21
Los Angeles	26	13-7-6	1-0-5	0-0	45	40
New England	18	5-11-2	0-0-1	0-0	21	28
New York	17	8-7-2	0-1-0	0-0	29	24
Miami	4	2-1-1	0-0-1	0-0	7	8
Philadelphia	1	1-0-0	0-0-0	0-0	3	1
Real Salt Lake	8	8-0-0	0-0-0	0-0	18	5
San Jose	21	9-8-4	0-0-0	1-0	29	31
Seattle	2	0-0-2	0-0-0	0-0	3	3
Tampa Bay	9	5-4-0	0-0-0	0-0	14	11
Toronto FC	4	3-0-1	0-0-0	0-0	8	4
TOTALS	229	123-69-37	3-1-8	7-4	392	287

HOME RECORD

vs. Team	GP	W-L-T	OT	ShO	GF	GA
Chicago	17	7-8-2	0-1-1	1-1	27	30
Chivas USA	8	4-3-1	0-0-0	0-0	13	12
Colorado	25	7-12-6	0-0-1	0-0	35	37
Columbus	20	4-10-6	0-0-4	0-0	21	32
D.C. United	16	5-7-4	1-0-1	2-0	27	39
Houston	8	1-5-2	0-0-0	0-0	9	13
Kansas City	22	7-10-5	0-0-3	1-0	29	39
Los Angeles	26	5-18-3	0-0-2	1-1	27	54
New England	17	5-11-1	0-0-0	1-1	24	35
New York	19	8-10-1	0-0-1	0-1	28	27
Miami	4	1-3-0	0-0-0	0-1	7	7
Philadelphia	1	0-0-1	0-0-0	0-0	1	1
Real Salt Lake	10	3-6-1	0-0-0	0-0	12	19
San Jose	21	6-11-4	0-0-0	2-4	18	36
Seattle	2	0-1-1	0-0-0	0-0	2	3
Tampa Bay	9	5-4-0	1-0-0	0-0	15	15
Toronto FC	4	1-1-2	0-0-0	0-0	4	6
TOTALS	229	69-120-40	2-1-13	8-9	299	405

ROAD RECORD

All-Time FC Dallas Stats

UNF	POS	PLAYER	GP	GS	MIN	G	A	SHT	SOG	FC	FS	OFF	CK	C	E
9	F	Jason Kreis	247	227	20290	91	65	686	313	357	358	121	300	34	2
33	F	Kenny Cooper	90	86	7474	40	10	269	135	106	149	81	2	6	0
9	F	Jeff Cunningham	66	47	4333	33	11	153	75	26	39	80	0	3	0
20	F	Carlos Ruiz	68	62	5384	31	9	176	84	138	160	91	3	17	1
20	F	Ariel Graziani	57	56	5038	30	12	180	97	108	120	86	28	13	1
17	M	Jorge Rodriguez	155	140	12972	25	18	160	78	181	118	7	38	22	2
10	F	Dante Washington	85	58	5260	24	15	166	89	72	114	65	0	7	0
7	F	Eddie Johnson	84	54	5303	24	6	157	64	98	117	61	1	4	0
19	F	Bobby Rhine	212	136	12622	23	34	204	95	179	202	64	17	27	3
10	M	David Ferreira	66	66	5896	19	21	116	53	62	161	24	126	7	0
20	D	Brek Shea	77	58	5188	16	12	126	48	52	64	31	4	9	2
8	F	Gerell Elliott	65	42	4123	15	13	119	77	26	63	45	2	1	0
11	F	Damian	32	31	2372	15	9	99	52	27	95	47	70	10	2
7	F	Abe Thompson	69	32	3002	14	11	60	34	43	26	45	0	4	0
21	M	Ramon Nunez	67	42	3910	14	9	143	49	31	83	6	90	5	0
8	M	Oscar Pareja	176	144	12543	13	47	187	75	328	365	26	88	38	1
15	M	Chad Deering	147	132	11917	13	30	167	64	239	132	4	203	28	2
6	M	Ronnie O'Brien	101	90	8247	12	35	244	106	181	114	15	119	18	0
14	M	Ted Eck	156	116	10265	12	17	130	58	214	191	23	5	19	3
12	F	Arturo Alvarez	86	52	4692	11	11	131	66	90	62	20	96	8	0
9	F	Roberto Mina	37	24	2153	10	5	61	27	71	44	15	6	4	0
25	F	Dominic Oduro	70	22	2568	9	4	61	32	35	47	29	0	3	0
10	M	Brad Davis	55	45	3855	8	7	75	27	78	70	11	150	3	1
18	M	Marvin Chavez	54	43	3572	8	6	82	32	60	76	24	35	9	0
13	M	Brian Haynes	77	38	4022	8	6	58	29	62	59	8	87	3	1
18	F	Toni Nhleko	34	22	1978	8	6	71	30	56	32	33	0	3	0
8	M	Juan Toja	43	42	3671	8	3	54	29	115	64	10	2	7	0
3	D	Drew Moor	123	111	10031	8	2	62	23	84	99	3	1	16	1
11	M	Antonio Martinez	68	37	3880	7	23	53	22	56	78	22	115	3	1
20	F	Ronald Cerritos	38	20	2061	7	7	55	35	26	28	36	0	0	0
16	F	Aleksey Korol	36	14	1396	7	4	42	23	30	14	11	4	1	0
18	D	Richard Farrer	158	141	12699	6	7	31	15	134	99	9	1	15	1
16	F	Atiba Harris	41	40	3537	6	7	73	31	67	41	23	0	12	0
20	F	Mickey Trotman	27	18	1508	6	4	56	22	37	42	22	2	3	0
9	F	Hugo Sanchez	23	21	1708	6	3	40	23	27	36	9	0	6	1
7	F	Milton Rodriguez	26	18	1346	6	2	42	16	15	8	20	1	2	0
7	M	Mark Santel	133	114	10240	5	22	63	37	136	97	33	26	13	0
13	M	Dax McCarty	93	71	6381	5	17	65	26	63	127	3	113	8	0
10	M	Joselito Vaca	73	61	5337	5	17	101	43	73	82	19	24	9	0
11	M	Andre Rocha	49	40	3421	5	9	75	29	79	44	2	60	11	2
17	D	Aaron Pitchkolan	68	41	4068	5	1	30	13	67	34	6	0	11	1
3	D	Ryan Suarez	56	55	4837	4	5	39	18	115	81	7	0	16	2
2	D	Eric Dade	111	98	8634	4	3	26	12	163	66	2	0	20	1
6	D	Jackson	40	31	2757	4	3	60	19	49	26	10	2	8	1
3	D	Ugo Ihemelu	58	56	5004	4	2	23	9	52	44	1	0	12	0
10	M	Washington Rodriguez	14	9	806	4	2	28	16	16	18	7	10	2	1
14	D	George John	72	71	6081	4	1	26	10	57	46	1	0	9	1
14	M	Leonel Alvarez	70	69	6091	3	17	55	26	134	88	6	4	29	5
8	M	Richard Mulrooney	32	30	2649	3	11	19	7	29	41	5	49	2	0
7	F	Dave van den Bergh	30	30	2446	3	11	35	14	13	20	1	107	2	0
4	D	Diego Sonora	47	47	4141	3	9	32	17	61	74	14	30	7	0
2	D	Chris Gbandi	111	100	8957	3	8	42	20	121	98	12	2	29	2
16	M	Temoc Suarez	56	27	2496	3	8	37	15	41	40	8	19	5	0
12	M	Eric Avila	63	9	1807	3	7	30	13	23	31	0	15	1	0
20	D	Clarence Goodson	74	66	5898	3	2	37	17	90	76	5	1	20	0
11	F	John Jairo Trellez	17	9	792	3	2	16	7	10	16	15	1	0	0
17	F	John Kerr	12	10	840	3	1	18	10	8	14	6	2	0	0
6	D	Steve Morrow	41	41	3683	3	0	18	8	48	19	0	0	3	0
4	M	Paul Broome	87	64	6130	2	16	27	16	101	105	8	2	20	2
66	M	Alain Sutter	25	25	2142	2	10	53	26	20	48	4	67	4	0
21	M	Lazo Alavanja	25	15	1485	2	5	17	5	32	23	0	15	4	0
2	M	Daniel Hernandez	61	59	5292	2	5	48	11	109	71	0	18	13	0
22	M	Daniel Peinado	25	22	1870	2	4	13	9	57	46	0	0	4	1
24	M	Eric Alexander	39	28	2272	2	3	32	8	17	8	2	0	1	0
15	F	Fabian Castillo	21	16	1355	2	3	28	8	11	9	23	5	0	0
5	M	Jorge Flores	34	19	1736	2	1	20	9	30	19	0	9	6	0
11	M	Lawrence Lozano	31	31	2688	2	1	25	15	50	55	7	0	3	0
9	F	Maicon Santos	11	9	726	2	1	40	11	11	12	8	0	0	0
3	D	Wade Webber	18	18	1588	2	1	7	3	27	13	1	1	1	0
6	M	Pablo Ricchetti	68	66	5817	1	6	21	5	88	49	0	0	19	2
17	M	Simo Valakari	85	84	7376	1	6	29	9	232	74	0	1	22	2
4	M	Andrew Jacobson	27	22	1850	1	5	32	11	33	17	0	1	4	0
5	M	Marcelo Saragosa	54	44	3516	1	5	21	6	100	72	1	0	15	3
12	D	Zach Loyd	54	47	4185	1	4	9	1	56	55	2	0	6	0
8	M	Bruno Guarda	36	18	1772	1	3	19	8	42	36	7	3	7	0
15	F	Eric Quill	23	16	1377	1	3	23	12	23	15	5	13	1	0
3	M	Greg Vanney	53	53	4720	1	3	17	8	63	23	1	17	7	1
11	F	Ali Curtis	8	6	474	1	2	9	5	4	11	1	1	0	0
5	D	Lubos Kubik	11	11	998	1	2	12	5	12	6	0	1	0	1
16	D	David Wagenfuhr	45	30	2692	1	2	15	4	51	31	0	0	2	0
7	M	Daniel Cruz	10	6	543	1	1	7	3	12	12	0	8	2	1
4	D	Brian Dunseth	9	9	806	1	1	3	2	12	5	0	0	0	0
3	D	Ezra Hendrickson	16	15	1367	1	1	6	1	8	10	0	0	2	0
34	F	Ruben Luna	19	2	455	1	1	14	5	15	14	6	0	1	0
15	M	Mark Wilson	20	14	1197	1	1	21	5	20	18	0	0	2	0
4	M	Chad Ashton	23	10	974	1	0	23	8	11	12	0	27	1	0
16	M	Matt Behncke	33	25	2256	1	0	14	4	48	29	2	0	4	0

All-Time FC Dallas Stats

UNF	POS	PLAYER	GP	GS	MIN	G	A	SHT	SOG	FC	FS	OFF	CK	C	E
10	M	Denilson	8	7	606	1	0	14	4	10	21	2	15	3	0
17	M	Zak Ibsen	16	14	1238	1	0	7	6	22	17	1	0	1	0
5	D	Steve Jolley	41	40	3485	1	0	17	8	36	22	2	0	5	0
5	M	Esmundo Rodriguez	3	1	84	1	0	1	1	0	2	1	0	0	0
12	M	Victor Sikora	5	4	274	1	0	4	1	5	7	1	6	1	0
21	D	Shavar Thomas	15	14	1252	1	0	4	2	34	6	0	1	2	1
16	D	Bobby Warshaw	17	4	461	1	0	2	1	9	4	0	0	2	0
24	M	Heath Pearce	34	32	2892	0	7	37	3	27	11	0	27	6	0
5	D	Jair Benitez	68	66	5810	0	6	25	3	55	90	4	2	7	1
23	M	Sergi Daniv	31	28	2334	0	4	31	13	56	48	3	1	8	2
15	D	Adrian Serieux	34	34	2732	0	4	14	2	38	46	0	0	4	1
3	D	Carey Talley	43	33	2780	0	4	22	11	50	29	3	1	8	1
12	D	Brandon Pollard	106	91	8337	0	3	11	3	137	104	1	0	11	0
10	D	Ricardo Iribarren	22	21	1675	0	2	1	1	53	14	0	0	10	0
22	G	Matt Jordan	114	114	10358	0	2	0	0	4	18	0	0	2	1
10	M	Ricardinho	15	4	416	0	2	11	5	11	14	4	1	0	0
6	D	Tom Soehn	39	32	2968	0	2	9	4	48	27	0	0	6	0
11	M	Ricardo Villar	20	14	1317	0	2	23	6	24	26	2	55	2	0
21	F	Hamisi Amani-Dove	6	0	101	0	1	6	1	4	2	0	2	1	0
13	M	Carl Bussey	9	1	184	0	1	3	1	5	7	2	0	0	0
4	D	Duilio Davino	23	22	1958	0	1	5	2	14	6	0	0	3	0
1	G	Mark Dodd	92	88	7977	0	1	1	1	2	13	0	0	2	0
1	G	Scott Garlick	40	38	3525	0	1	0	0	0	2	0	0	1	0
2	D	Cory Gibbs	21	21	1850	0	1	12	2	32	29	0	0	4	0
1	G	Kevin Hartman	53	53	4725	0	1	0	0	0	4	0	0	0	0
9	M	Peter Hattrup	7	2	225	0	1	4	2	3	1	2	4	0	0
12	F	Miles Joseph	9	3	389	0	1	8	3	9	5	0	2	2	0
44	G	Dario Sala	100	99	8845	0	1	2	1	7	20	0	0	12	2
25	D	Jack Stewart	2	1	109	0	1	0	0	0	0	0	0	0	0
28	M	Chase Wileman	2	0	47	0	1	1	0	0	0	0	0	0	0
6	M	Brian Bates	4	2	127	0	0	0	0	2	0	0	0	0	0
5	M	Tenywa Bonseu	47	47	4159	0	0	10	4	52	30	0	0	6	1
19	D	Chris Brown	1	0	16	0	0	0	0	0	0	0	0	0	0
14	F	Mike Burke	2	0	41	0	0	1	1	1	0	0	0	0	0
30	G	Ray Burse	25	24	2223	0	0	0	0	0	6	0	0	1	0
00	G	Jeff Cassar	33	30	2676	0	0	0	0	0	0	0	0	2	0
22	G	D.J. Countess	25	25	2294	0	0	0	0	1	1	0	0	3	0
	D	Kyle Davies	14	12	961	0	0	2	2	9	7	0	0	0	0
2	M	Michael Dello-Russo	11	4	540	0	0	5	2	6	3	1	7	0	0
27	D	Edson Edward	1	0	5	0	0	0	0	0	0	0	0	0	0
24	M	Justin Evans	9	1	300	0	0	0	0	6	5	0	0	2	1
13	F	Maykel Galindo	6	1	147	0	0	2	0	0	0	2	0	0	0
23	F	Jimmy Glenn	9	0	115	0	0	5	4	2	1	2	0	0	0
14	F	Gavin Ginton	10	3	273	0	0	4	2	4	10	3	0	1	0
17	D	Jeremy Hall	4	2	291	0	0	0	0	3	0	1	0	0	0
1	G	Shaka Hislop	10	10	900	0	0	0	0	0	0	0	0	0	0
27	M	Gabe Jones	1	0	7	0	0	0	0	0	0	0	1	0	0
30	G	Garth Lagerwey	10	9	810	0	0	0	0	1	3	0	0	1	0
21	M	Bryan Leyva	1	0	13	0	0	0	0	0	0	0	0	0	0
17	F	Peri Marosevic	4	0	47	0	0	1	0	1	1	0	0	0	0
24	D	Joey Martinez	19	19	1503	0	0	2	2	24	5	0	0	4	0
23	M	Ty Maurin	3	0	17	0	0	0	0	0	0	0	0	0	0
25	D	Josue Mayard	3	0	27	0	0	1	0	1	0	0	0	0	0
24	D	Justin Moore	2	1	159	0	0	0	0	1	1	0	0	0	0
14	D	Lee Morrison	3	1	103	0	0	1	0	3	0	0	0	0	0
21	G	Johann Noetzel	1	1	90	0	0	0	0	0	0	0	0	0	0
24	M	Percy Olivares	6	2	251	0	0	3	0	4	7	0	0	1	0
23	D	Rene Ortiz	2	1	96	0	0	0	0	2	0	0	0	0	0
25	D	Steve Purdy	5	4	338	0	0	2	0	2	1	0	0	1	0
3	D	Ed Puskarich	18	14	1238	0	0	2	1	12	14	1	0	2	0
14	D	Milton Reyes	12	9	828	0	0	9	1	18	29	1	0	4	0
24	M	Angel Rivillo	1	0	19	0	0	0	0	0	0	0	0	0	0
22	D	Philip Salyer	27	23	2078	0	0	9	1	21	13	1	0	4	0
21	F	Alvaro Sanchez	3	2	197	0	0	4	2	0	1	0	2	0	0
25	F	Juan Sastoque	5	0	72	0	0	0	0	1	1	3	0	0	0
7	F	Darren Sawatzky	1	0	3	0	0	0	0	0	0	0	0	0	0
30	G	Chris Seitz	1	1	90	0	0	0	0	0	0	0	0	0	0
22	G	Chris Snitko	1	0	24	0	0	0	0	0	0	0	0	0	0
20	F	Dan Stebbins	1	1	38	0	0	1	1	0	2	0	0	0	0
12	M	Jordan Stone	25	11	1293	0	0	2	0	17	10	0	0	1	1
17	F	Jason Thompson	1	0	1	0	0	0	0	0	0	0	0	0	0
4	D	Daniel Torres	15	8	886	0	0	1	0	10	7	0	0	1	1
28	M	Victor Ulloa	1	0	9	0	0	0	0	0	0	0	0	0	0
13	M	Mandi Urbas	3	0	40	0	0	1	1	0	1	0	0	0	0
19	D	Blake Wagner	40	32	2947	0	0	11	0	32	43	1	0	3	0
26	D	Anthony Wallace	15	11	842	0	0	4	1	7	3	1	0	0	0
31	F	Jamie Watson	1	0	11	0	0	0	0	1	0	0	0	0	0
23	F	Andrew Wiedeman	3	0	59	0	0	2	1	0	1	1	0	0	0
5	M	Kirk Wilson	6	3	267	0	0	3	1	5	3	0	0	0	0
31	F	Jason Yeisley	5	0	39	0	0	1	0	0	1	1	0	0	0
21	D	Alex Yi	27	21	1911	0	0	8	3	37	13	0	0	6	0
Own-goals received			11												
Team totals			492	492	44537	733	795	6441	2854	7235	6615	1517	2375	884	68
Opponent totals			492	492	44537	731	794	6304	2838	6772	7097	1297	2635	807	70

All-Time FC Dallas Stats

FC DALLAS INDIVIDUAL GOALKEEPING

UNF	POS	GOALKEEPER	GP	GS	MIN	SHTS	SV	GA	GAA	PG	PA	W	L	T	SO
2	D	Chris Gbandi	1	0	1	0	0	0	0.00	0	0	0	0	0	0
1	G	Kevin Hartman	53	53	4725	195	141	47	0.90	4	5	25	12	15	22
21	G	Johann Noetzel	1	1	90	8	7	1	1.00	0	0	1	0	0	0
44	G	Dario Sala	100	99	8845	472	328	136	1.38	7	8	39	33	27	23
1	G	Scott Garlick	40	38	3525	207	150	55	1.40	3	3	16	14	9	10
30	G	Ray Burse	25	24	2223	137	97	37	1.50	4	4	7	12	6	3
22	G	Matt Jordan	114	114	10358	660	458	174	1.51	11	19	52	46	15	30
1	G	Mark Dodd	92	88	7977	686	495	139	1.57	14	18	44	45	0	16
30	G	Garth Lagerwey	10	9	810	58	41	15	1.67	1	1	6	3	0	1
00	G	Jeff Cassar	33	30	2676	167	110	53	1.78	0	1	8	15	6	6
1	G	Shaka Hislop	10	10	900	57	36	19	1.90	0	0	4	5	1	0
22	G	D.J. Countess	25	25	2293	180	121	49	1.92	6	10	5	15	5	2
30	G	Chris Seitz	1	1	90	9	5	4	4.00	1	1	0	1	0	0
22	G	Chris Snitko	1	0	24	2	0	2	7.50	0	0	0	0	0	0
Team totals			492	492	44537	2838	1989	731	1.48	51	70	207	201	84	114
Opponent totals			492	492	44537	2854	1979	733	1.48	52	63	201	207	84	107

ALL-TIME REGULAR SEASON ATTENDANCE

	OVERALL RECORD	-----AT HOME-----			-----ON THE ROAD-----			RANK	HOME LARGEST HOME CROWD
		GAMES	TOTAL	AVG.	GAMES	TOTAL	AVG.		
1996	17-15-0	16	256,173	16,011	16	235,367	14,710	6th	35,250 (5/05/96, 0-0 SOW vs. CLB)
1997	16-16-0	16	154,845	9,678	16	176,756	11,047	9th	16,089 (7/04/97, 2-3 L vs. DC)
1998	15-17-0	16	175,162	10,948	16	198,315	12,395	9th	15,280 (5/16/98, 2-1 W vs. COL)
1999	19-13-0	16	195,381	12,211	16	208,346	13,022	10th	17,621 (7/04/99, 1-2 L vs. CHI)
2000	14-14-4	16	209,637	13,102	16	171,404	10,713	7th	27,815 (6/07/00, 3-2 W vs. CLB)
2001	10-11-5	13	163,465	12,574	13	181,390	13,953	8th	21,343 (7/04/01, 1-1 T vs. NE)
2002	12-9-7	14	183,702	13,122	14	181,851	12,989	7th	17,652 (9/14/02, 1-2 L vs. NE)
2003	6-19-5	15	118,585	7,906	15	209,928	13,995	10th	9,098 (4/12/03, 1-1 T vs. LA)
2004	10-14-6	15	136,319	9,088	15	198,827	13,255	10th	17,792 (8/07/04, 1-0 W vs. COL)
2005	13-10-9	16	179,021	11,189	16	255,818	15,989	11th	18,021 (10/15/05, 2-2 T vs. KC)
2006	16-12-4	16	239,714	14,982	16	264,307	16,519	6th	20,500 (10/07/06, 2-1 W vs. LA)
2007	13-12-5	15	227,182	15,145	15	250,220	16,681	10th	20,500 (4/22/07, 3-1 W vs. COL)
2008	8-10-12	15	195,356	13,024	15	281,712	18,781	13th	22,331 (5/18/08, 1-5 L vs. LA)
2009	11-13-6	15	186,612	12,441	15	227,434	15,162	13th	51,012 (9/30/09, 1-0 W vs. NE)
2010	12-4-14	15	162,229	10,815	15	250,256	16,684	14th	15,993 (7/3/10, 1-0 W vs. KC)
2011	15-12-7	17	218,636	12,861	17	296,664	17,451	16th	21,867 (5/1/11, 2-1 W vs. LA)

PLAYOFF ATTENDANCE

--OVERALL--	----- AT HOME -----			---- ON THE ROAD ----			RNK	LARGEST HOME CROWD	
	REC.	GMS	TOTAL	AVG	GMS	TOTAL			
1996	1-2-0	2	19,927	9,964	1	4,466	4,466	6th	10,125 (9/29, 2-1 W vs. KC)
1997	2-2-0	2	18,624	9,312	2	37,373	18,687	7th	11,248 (10/08, 3-0 W vs. LA)
1998	0-2-0	1	8,130	8,130	1	10,047	10,047	7th	8,130 (10/04, 2-3 L vs. LA)
1999	3-3-0	3	34,591	11,530	3	56,272	18,757	5th	13,816 (11/07, 2-2 SOW vs. LA)
2000	0-2-0	1	7,555	7,555	1	14,868	14,868	7th	7,555 (9/20, 1-2 L vs. MET)
2001	0-2-1	1	17,149	17,149	2	21,125	10,563	2nd	17,149 (9/23, 1-1 T vs. CHI)
2002	1-1-1	2	14,368	7,184	1	9,637	,637	8th	8,008 (10/02, 1-2 T vs. COL)
2005	0-1-1	1	10,104	10,104	1	9,625	9,625	7th	10,104 (10/29, 2-2 SOL vs. COL)
2006	1-1-0	1	15,486	15,486	1	4,176	4,176	3rd	15,486 (10/28, 2-3 L vs. COL)
2007	1-1-0	1	12,537	12,537	1	30,088	30,088	6th	12,537 (10/27, 1-0 W vs. HOU)
2010	2-1-1	1	11,003	11,003	3	68,024	22,674	7th	11,003 (10/30, 2-1 W vs. RSL)
2011	0-1-0	1	10,017	10,017	0	0	0	N/A	10,017 (10/26, 2-0 L vs. NY)
TOT.	11-17-16	44	179,491	10,401	17	265,701	18,397		

All-Time Coaching Records

ALL-TIME REGULAR SEASON COACHING RECORDS

Year	Coach	W	L	T	PCT	OT	ShO	PTS
1996	Dave Dir	17	15	0	.531	0-0-0	5-3	41
1997	Dave Dir	16	16	0	.500	0-0-0	3-2	42
1998	Dave Dir	15	17	0	.469	0-0-0	4-2	37
1999	Dave Dir	19	13	0	.594	0-0-0	3-6	51
2000	Dave Dir	14	14	4	.500	0-0-4	0-0	46
2001	Mike Jeffries	10	11	5	.481	2-1-5	0-0	35
2002	Mike Jeffries	12	9	7	.554	3-0-7	0-0	43
2003	Mike Jeffries	4	16	4	.250	0-1-4	0-0	16
	Colin Clarke	2	3	1	.417	0-0-1	0-0	7
2004	Colin Clarke	10	14	6	.433	0-0-0	0-0	36
2005	Colin Clarke	13	10	9	.547	0-0-0	0-0	48
2006	Colin Clarke	16	12	4	.563	0-0-0	0-0	52
2007	Steve Morrow	13	12	5	.517	0-0-0	0-0	44
2008	Steve Morrow	2	3	3	.438	0-0-0	0-0	9
	Marco Ferruzzi	2	2	1	.500	0-0-0	0-0	7
	Schellas Hyndman	4	5	8	.471	0-0-0	0-0	20
2009	Schellas Hyndman	11	13	6	.467	0-0-0	0-0	39
2010	Schellas Hyndman	12	4	14	.633	0-0-0	0-0	50
2011	Schellas Hyndman	15	12	7	.544	0-0-0	0-0	52
TOTALS		207	201	84	.506	5-2-21	15-13	623

INDIVIDUAL COACHING RECORDS

Coach	W	L	T	PCT	OT	ShO	PTS
Dave Dir	81	75	4	.518	0-0-4	15-14	217
Mike Jeffries	26	36	16	.435	5-2-16	0-0	94
Colin Clarke	41	39	20	.510	0-0-1	0-0	143
Steve Morrow	15	15	8	.500	0-0-0	0-0	53
Marco Ferruzzi	2	2	1	.500	0-0-0	0-0	7
Schellas Hyndman	42	34	35	.536	0-0-0	0-0	161

PLAYOFF COACHING HISTORY

Year	Coach	W	L	T	PCT	OT	ShO
1996	Dave Dir	1	2	0	.333	0-0-0	0-1
1997	Dave Dir	2	2	0	.500	0-0-0	1-0
1998	Dave Dir	0	2	0	.000	0-0-0	0-0
1999	Dave Dir	3	3	0	.500	0-0-0	1-0
2000	Dave Dir	0	2	0	.000	0-1-0	0-0
2001	Mike Jeffries	0	2	1	.167	0-0-1	0-0
2002	Mike Jeffries	1	1	1	.500	0-0-1	0-0
2005	Colin Clarke	0	0	2	.500	0-1-0	0-0
2006	Colin Clarke	1	1	0	.500	0-1-0	0-0
2007	Steve Morrow	1	1	0	.500	0-1-0	0-0
2010	Schellas Hyndman	2	1	1	.625	0-1-0	0-0
2011	Schellas Hyndman	0	1	0	.000	0-0-0	0-0
TOTALS		11	18	5	.397	0-5-2	2-1

FC Dallas All-Time International Results

Year	Date	Opponent	Home/Away	Result	Competition
1996	Nov. 16	El Salvador Selection	Home	W, 3-2	Friendly
1997	July 11	CD Guadalajara (MEX)	Home	L, 5-0	Friendly
	Dec. 10	Guatemala Selection	Away	L, 5-1	Friendly
	Dec. 12	CSD Comunicaciones (GUA)	Away	L, 1-0	Friendly
1998	March 4	CD Necaxa (MEX)	Home	L, 4-1	CONCACAF Cup Winners Cup
	March 8	CDSC Cruz Azul (MEX)	Home	L, 2-1	CONCACAF Cup Winners Cup
	Nov. 11	Tecos UAG (MEX)	Away	L, 4-1	Friendly
2000	Nov. 3	Atlas CF (MEX)	Home	W, 2-0	Friendly
	Nov. 6	Bachilleres (MEX)	Home	T, 1-1	Friendly
	Nov. 8	CD Guadalajara (MEX)	Away	L, 1-0	Friendly
2001	March 24	CD Guadalajara (MEX)	Home	T, 2-2	Friendly
	Nov. 5	CD Platense (HON)	Home	T, 0-0	Friendly
2002	March 13	W Connection (TRI)	Home	W, 3-0	Friendly
	Oct. 26	CD Olimpia (HON)	Neutral	T, 0-0 (DAL wins 6-5 on pk)	Friendly
2003	July 9	CD Aguila (ESV)	Home	W, 3-3 (DAL wins 3-1 on pk)	Friendly
2006	March 22	Atlas CF (MEX)	Home	W, 4-1	Friendly
	July 19	Tigres UANL (MEX)	Home	W, 2-0	Rio Grande Plate
	July 26	Tigres UANL (MEX)	Away	L, 0-2 (DAL wins the Rio Grande Plate 5-4 on pk)	
2007	March 7	CA Paranaense (BRA)	Away	L, 3-1	Friendly
	March 31	CA Paranaense (BRA)	Home	L, 1-0	Friendly
	July 7	Tigres UANL (MEX)	Away	L, 2-0	Rio Grande Plate
	July 11	Tigres UANL (MEX)	Home	L, 2-0	Rio Grande Plate
	July 24	CD Guadalajara (MEX)	Home	T, 1-1	SuperLiga
	July 28	CF Pachuca (MEX)	Home	T, 2-2	SuperLiga
	Dec. 1	TT Pro League Foreign All-Stars (TRI)	Away	T, 2-2 (DAL wins 7-6 on pk)	Friendly
	Dec. 3	TT Pro League Local All-Stars (TRI)	Away	L, 1-0	Friendly
2008	Feb. 20	Tigres UANL (MEX)	Away	L, 2-1	Rio Grande Plate
	March 6	CA Paranaense (BRA)	Away	W, 2-0	Friendly
	March 22	CA Paranaense (BRA)	Home	W, 2-1	Friendly
	June 29	CD Guadalajara (MEX)	Home	L, 2-1	Friendly
	Sept. 7	Club America (MEX)	Home	W, 2-1	Friendly
	Oct. 14	Tigres UANL (MEX)	Home	W, 3-2 (DAL loses the Rio Grande Plate 3-1 on pk)	
2009	March 4	CA Paranaense (BRA)	Away	L, 4-2	USA-Brazil Challenge
	March 14	CA Paranaense (BRA)	Home	W, 1-0 (DAL loses the USA-Brazil Challenge 5-4 on PKs)	
	June 10	CS Herediano (CRC)	Home	W, 2-0	Friendly
	July 15	CSD Comunicaciones (GUA)	Home	W, 2-0	Friendly
2010	August 5	Inter Milan	Home	D, 2-2	Friendly
2011	March 23	Tigres UANL (MEX)	Away	L, 2-1	Rio Grande Plate
	July 28	Alianza FC (El Salvador)	Away	W, 1-0	CONCACAF Champions League
	Aug. 3	Alianza FC (El Salvador)	Home	W, 1-0	CONCACAF Champions League
	Aug. 17	Pumas UNAM (MEX)	Away	W, 1-0	CONCACAF Champions League
	Aug. 24	Toronto FC (CAN)	Away	W, 1-0	CONCACAF Champions League
	Sept. 3	Tigres UANL (MEX)	Home	W, 2-1 (DAL wins Rio Grande Plate 6-5 on PKs)	
	Sept. 14	Tauro FC (PAN)	Home	D, 1-1	CONCACAF Champions League
	Sept. 21	Pumas UNAM	Home	L, 2-0	CONCACAF Champions League
	Sept. 28	Tauro FC (PAN)	Away	L, 5-3	CONCACAF Champions League
	Oct. 18	Toronto FC (CAN)	Home	L, 3-0	CONCACAF Champions League

FC Dallas Postseason History

DATE	OPPONENT	RESULT	ATT.	W-L-T	RD.	NOTES:
09/26/1996	at Kansas City	L 2-3	4,466	0-1-0	QTR	DAL: Elliott (21) Ashton (25); KC: Johnston (16) McKeon (79) Preki (89)
09/29/1996	Kansas City	W 2-1	10,125	1-1-0	QTR	DAL: Kreis (5) Washington (32); KC: Preki (30)
10/02/1996	Kansas City	L 2-3	9,802	1-2-0	QTR	DAL: Sanchez (27) Elliott (66); KC: Chung (41) Takawira (62)
10/05/1997	at Los Angeles	W 1-0	18,921	1-0-0	QTR	
10/08/1997	Los Angeles	W 3-0	11,248	2-0-0	QTR	DAL: Washington (29,69) Peinado (86)
10/12/1997	Colorado	L 0-1	7,376	2-1-0	SEM	COL: S. Henderson (42)
10/15/1997	at Colorado	L 1-2	18,452	2-2-0	SEM	DAL: Damian (5); COL: Patino (22) C. Henderson (87)
10/01/1998	at Los Angeles	L 1-6	10,047	0-1-0	QTR	DAL: Washington (47); LA: Pena (10,69) Hermosillo
(16,32) Cienfuegos (20) Welton (41)						
10/04/1998	Los Angeles	L 2-3	8,130	0-2-0	QTR	DAL: Haynes (44) Kreis (48); LA: Hendrickson (80) Caligiuri (85) Mathis (88)
10/16/1999	Chicago	W 2-1	10,980	1-0-0	QTR	DAL: Graziani (52) Santel (75); CHI: Ball (79)
10/23/1999	at Chicago	L 0-4	13,197	1-1-0	QTR	CHI: Nowak (18) Kosecki (36) Razov (43) Kovalenko (46)
10/27/1999	Chicago	W 3-2	9,795	2-1-0	QTR	DAL: Deering (55) Rodriguez (84) Graziani (86); CHI: Razov (3) Marsch (5)
10/31/1999	at Los Angeles	L 1-2	17,372	2-2-0	SEM	DAL: Graziani (75); LA: Cienfuegos (39) Hendrickson (90)
11/07/1999	Los Angeles	W 3-2	13,816	3-2-0	SEM	DAL: Graziani (33,73); LA: Hermosillo (13,54)
11/11/1999	at Los Angeles	L 1-3	25,703	3-3-0	SEM	DAL: Kreis (89); LA: Vanney (3) Hermosillo (20) Cienfuegos (68)
09/15/2000	at MetroStars	L 1-2 (OT)	14,868	0-1-0	QTR	DAL: Rhine (67); MET: Mathis (34) Valencia (100)
09/20/2000	MetroStars	L 1-2	7,555	0-2-0	QTR	DAL: J. Rodriguez (82); MET: Mathis (53,81)
09/20/2001	at Chicago	L 0-2	8,314	0-1-0	QTR	CHI: Bocanegra (40) Whitfield (90)
09/23/2001	Chicago	T 1-1 (OT)	17,149	0-1-1	QTR	DAL: Deering (27); CHI: J. Beasley (84)
09/29/2001	at Chicago	L 0-2	12,811	0-2-1	QTR	CHI: Kovalenko (17) Armas (55)
09/25/2002	Colorado	W 4-2	6,360	1-0-0	QTR	
						DAL: Morrow (26), Kreis (49), Deering (68), Martinez (70); CHI: Valderrama (1), Spencer (75)
09/28/2002	at Colorado	L 0-1	9,637	1-1-0	QTR	COL: Carrieri (78)
10/02/2002	Colorado	T 1-2 (OT/ST)	8,008	1-1-1	QTR	DAL: Rhine (6); COL: Spencer (22), Chung (101)
10/22/2005	at Colorado	T 0-0	9,625	0-0-1	QTR	
10/29/2005	Colorado	T 2-2 (OT)	10,104	0-0-2	QTR	DAL: Ruiz (67,105); COL: Cunningham (19) Kotschau (105)
10/21/2006	at Colorado	W 2-1	4,176	1-0-0	QTR	DAL: Ruiz (15) Thompson (55); COL: Cooke (23)
10/28/2006	Colorado	L 2-3 (OT)	15,486	1-1-0	QTR	DAL: Ruiz (48) Goodson (92); COL: Hernandez (57,83) Mathis (114)
10/27/2007	Houston	W 1-0	12,537	1-0-0	QTR	DAL: Goodson (23)
11/02/2007	at Houston	L 1-4 (OT)	30,088	1-1-0	QTR	DAL: Ruiz (14); HOU: Holden (66) Ching (72,97) Davis (100)
10/30/2010	Real Salt Lake	W 2-1	11,003	1-0-0	QTR	DAL: Cunningham (44) Avila (88); RSL: Espindola (5)
11/06/2010	at Real Salt Lake	T 1-1	19,324	1-0-1	QTR	DAL: McCarty (17); RSL: Findley (80)
11/14/2010	at Los Angeles	W 3-0	27,000	2-0-1	SEM	DAL: Ferreira (26) John (54) Chavez (73)
11/21/2010	Colorado	L 1-2 (OT)	21,700	2-1-1	FIN	DAL: Ferreira (35); COL: Casey (57) own goal (107)
10/26/2011	New York	L 0-2	10,017	0-1-0	WC	NY: Lindpere (61) Henry (90)

All-Time FC Dallas Postseason Stats

UNF	POS	PLAYER	GP	GS	MIN	G	A	SHT	SOG	FC	FS	OFF	CK	C	E
20	F	Ariel Graziani	11	11	1010	5	2	27	12	33	22	9	13	5	0
20	F	Carlos Ruiz	6	5	540	5	0	17	7	14	18	13	0	2	0
9	F	Jason Kreis	22	18	1721	4	2	37	20	28	39	7	27	6	0
10	F	Dante Washington	14	6	651	4	1	21	8	14	16	10	0	1	0
15	M	Chad Deering	16	16	1417	3	1	27	12	29	15	1	10	4	1
10	M	David Ferreira	4	4	390	2	3	9	4	7	7	2	18	0	0
19	F	Bobby Rhine	13	13	1111	2	3	15	7	13	11	3	2	2	0
8	F	Gerell Elliott	7	2	242	2	1	4	2	2	3	2	0	0	0
17	M	Jorge Rodriguez	18	16	1516	2	1	10	9	26	9	1	1	5	0
20	D	Clarence Goodson	5	3	379	2	0	4	2	1	3	0	0	0	0
7	M	Mark Santel	15	14	1175	1	5	6	4	17	18	3	4	1	0
18	M	Marvin Chavez	5	5	382	1	2	11	3	4	11	0	0	1	0
9	F	Hugo Sanchez	2	2	172	1	2	3	3	6	3	1	0	1	0
11	F	Damian	4	4	306	1	1	8	3	8	14	8	7	1	0
11	M	Antonio Martinez	7	5	467	1	1	6	4	5	14	3	14	1	0
4	M	Chad Ashton	3	1	88	1	0	2	2	0	2	0	2	0	0
12	M	Eric Avila	2	0	18	1	0	2	1	1	1	0	0	0	0
9	F	Jeff Cunningham	3	1	191	1	0	6	3	1	1	2	0	0	0
13	M	Brian Haynes	10	4	500	1	0	8	3	12	4	2	11	2	0
14	D	George John	4	4	390	1	0	3	2	4	3	0	0	0	0
13	M	Dax McCarty	5	4	401	1	0	8	3	5	6	0	0	0	0
6	D	Steve Morrow	3	3	271	1	0	1	1	4	1	0	0	0	0
22	M	Daniel Peinado	4	4	345	1	0	3	1	4	10	0	0	0	0
7	F	Abe Thompson	3	2	127	1	0	1	1	1	0	1	0	0	0
8	M	Oscar Pareja	17	16	1331	0	5	14	6	41	64	0	13	3	1
6	M	Ronnie O'Brien	7	7	701	0	3	16	6	9	13	1	7	1	0
3	M	Greg Vanney	4	4	420	0	3	1	0	5	6	0	1	0	0
23	M	Sergi Daniv	6	4	389	0	2	7	1	9	12	0	1	3	0
14	M	Ted Eck	14	12	1094	0	2	17	5	27	18	4	0	3	0
2	D	Chris Gbandi	6	6	539	0	2	8	3	10	6	0	0	2	1
20	D	Brek Shea	5	4	355	0	2	4	2	2	5	1	0	0	0
5	D	Jair Benitez	5	5	477	0	1	2	1	3	6	0	5	2	0
4	M	Paul Broome	10	8	681	0	1	2	1	15	9	0	0	5	0
33	F	Kenny Cooper	4	4	348	0	1	5	4	14	6	0	0	0	0
2	D	Eric Dade	15	13	1118	0	1	2	0	27	14	0	0	3	0
16	F	Atiba Harris	3	3	285	0	1	3	1	10	3	3	0	0	1
3	D	Ugo Ihemelu	5	5	480	0	1	3	0	2	1	0	0	1	0
7	F	Eddie Johnson	3	0	62	0	1	0	0	2	2	4	0	0	0
11	M	Lawrence Lozano	3	3	270	0	1	2	1	5	3	0	0	0	0
9	F	Roberto Mina	2	1	140	0	1	4	3	3	0	1	1	0	0
3	D	Ryan Suarez	6	6	520	0	1	1	0	12	8	0	0	2	0
66	M	Alain Sutter	3	3	206	0	1	0	0	4	7	1	4	1	0
11	F	John Jairo Trellez	4	0	50	0	1	2	1	0	2	0	0	0	0
20	F	Mickey Trotman	2	2	178	0	1	7	3	4	4	4	2	0	0
21	M	Lazo Alavanja	2	0	32	0	0	0	0	2	0	0	0	0	0
24	M	Eric Alexander	2	0	5	0	0	0	0	0	0	0	0	0	0
12	F	Arturo Alvarez	2	2	137	0	0	2	0	2	1	1	0	0	1
14	M	Leonel Alvarez	5	5	450	0	0	0	0	13	5	0	0	1	0
21	F	Hamisi Amani-Dove	2	2	133	0	0	0	0	6	1	0	0	0	0
5	M	Tenywa Bonseu	3	3	281	0	0	0	0	5	2	0	0	2	0
30	G	Ray Burse	1	0	95	0	0	0	0	0	0	0	0	0	0
15	F	Fabian Castillo	1	0	8	0	0	0	0	0	0	0	0	0	0
7	M	Daniel Cruz	1	0	23	0	0	0	0	1	0	0	0	0	0
10	M	Denilson	1	1	50	0	0	0	0	0	2	0	1	1	0
1	G	Mark Dodd	12	11	1035	0	0	0	0	0	3	0	0	0	0
24	M	Justin Evans	2	0	77	0	0	0	0	1	3	0	0	0	0
18	D	Richard Farrer	17	11	1103	0	0	2	0	17	15	1	0	4	1
5	M	Jorge Flores	2	0	28	0	0	0	0	0	1	1	0	0	0
1	G	Scott Garlick	2	2	210	0	0	0	0	0	0	0	0	0	0
1	G	Kevin Hartman	5	5	480	0	0	0	0	0	2	0	0	0	0
2	M	Daniel Hernandez	5	5	480	0	0	4	0	9	9	0	0	2	0
17	M	Zak Ibsen	3	2	191	0	0	2	1	4	1	0	0	0	0
10	D	Ricardo Iribarren	2	2	148	0	0	0	0	5	1	0	0	2	0
6	D	Jackson	5	5	392	0	0	7	4	8	2	0	0	0	0
4	M	Andrew Jacobson	1	1	67	0	0	2	0	0	0	0	0	0	0
5	D	Steve Jolley	2	2	210	0	0	0	0	2	0	0	0	1	0
22	G	Matt Jordan	12	12	1066	0	0	0	0	2	2	0	0	3	0
16	F	Aleksey Korol	3	1	76	0	0	1	0	5	4	1	0	1	0
12	D	Zach Loyd	5	2	311	0	0	0	0	5	4	0	0	2	0
34	F	Ruben Luna	1	0	13	0	0	1	1	0	1	0	0	0	0
9	F	Maicon Santos	1	0	17	0	0	2	1	0	0	0	0	0	0
3	D	Drew Moor	5	4	428	0	0	2	0	1	5	0	0	2	1
8	M	Richard Mulrooney	2	2	210	0	0	0	0	0	5	0	1	0	0
21	M	Ramon Nunez	2	2	210	0	0	12	6	0	1	1	4	0	0
25	F	Dominic Oduro	2	0	65	0	0	1	0	2	1	0	0	1	0
24	M	Percy Olivares	1	0	2	0	0	0	0	0	1	0	0	0	0

FC Dallas Postseason Stats

12	D	Brandon Pollard	8	8	703	0	0	3	1	12	9	0	0	1	0
6	M	Pablo Ricchetti	2	1	146	0	0	2	1	8	0	0	0	2	0
7	F	Milton Rodriguez	1	1	32	0	0	0	0	1	1	0	0	0	0
44	G	Dario Sala	4	4	325	0	0	0	0	0	1	0	0	1	0
5	M	Marcelo Saragosa	2	0	57	0	0	0	0	5	1	0	0	1	0
25	F	Juan Sastoque	1	0	2	0	0	0	0	0	0	0	0	0	0
15	D	Adrian Serieux	2	2	170	0	0	1	0	3	3	0	0	1	0
6	D	Tom Soehn	4	4	356	0	0	0	0	1	1	0	0	0	0
4	D	Diego Sonora	3	3	246	0	0	1	0	7	5	0	2	1	0
16	M	Temoc Suarez	2	1	57	0	0	0	0	1	1	0	0	1	0
3	D	Carey Talley	1	0	24	0	0	0	0	0	1	0	0	0	0
8	M	Juan Toja	2	2	210	0	0	0	0	6	3	0	0	0	0
10	M	Joselito Vaca	4	1	97	0	0	1	1	1	2	0	0	0	0
17	M	Simo Valakari	4	4	420	0	0	0	0	14	7	0	0	1	0
11	M	Ricardo Villar	1	1	82	0	0	0	0	1	3	0	0	0	0
16	D	David Wagenfuhr	2	0	98	0	0	2	0	0	0	1	0	0	0
3	D	Wade Webber	4	4	360	0	0	0	0	9	5	0	0	1	0
15	M	Mark Wilson	2	2	111	0	0	0	0	0	3	0	0	0	0
21	D	Alex Yi	1	1	120	0	0	0	0	2	1	0	0	0	0
Team totals			34	34	3231	45	57	387	171	604	546	93	151	90	7
Opponent totals			34	34	3231	62	78	450	208	566	594	89	179	85	4

FC DALLAS INDIVIDUAL POSTSEASON GOALKEEPING

UNF	GOALKEEPER	GP	GS	MIN	SHTS	SV	GA	GAA	PG	PA	W	L	T	SO	W-L-T
1	Scott Garlick	2	2	210	8	6	2	0.86	0	0	0	0	2	1	0-0-1
44	Dario Sala	4	4	325	24	20	4	1.11	0	0	2	1	0	1	0-1-0
1	Kevin Hartman	5	5	480	26	20	6	1.13	0	0	2	2	1	1	0-1-0
22	Matt Jordan	12	12	1066	66	42	22	1.86	1	1	3	7	2	0	0-1-2
1	Mark Dodd	12	11	1035	75	45	24	2.09	1	1	4	7	0	2	0-0-0
30	Ray Burse	1	0	95	9	5	4	3.79	0	0	0	1	0	0	0-1-0
Team totals		34	34	3231	208	142	62	1.73	2	2	11	18	5	5	0-4-3
Opponent totals		34	34	3231	171	121	45	1.25	3	5	18	11	5	8	4-0-3



Franchise Records

FC Dallas Individual & Team High Games

FC DALLAS INDIVIDUAL HIGH GAMES (1996-2011)

Points					
8	Jeff Cunningham	08/01/2009	vs. KC	W	6-0
Goals					
4	Jeff Cunningham	08/01/2009	vs. KC	W	6-0
Assists					
3	Antonio Martinez	08/11/2001	vs. MET	W	3-0
3	Antonio Martinez	05/18/2002	vs. COL	W	3-1
Shots					
10	Ariel Graziani	06/02/2001	vs. MIA	L	2-6
10	Jason Kreis	06/30/2001	vs. LA	T	0-0
10	Kenny Cooper	07/04/2008	vs. KC	T	1-1
Shots on Goal					
6	Jason Kreis	05/27/2000	at DC	L	2-3
6	Bobby Rhine	06/02/2001	vs. MIA	L	2-6
6	Ronnie O'Brien	05/07/2005	at KC	T	3-3
Fouls Committed					
9	Daniel Peinado	04/26/1997	at LA	W	1-1
9	Arturo Alvarez	05/28/2005	at DC	W	2-0
9	Juan Toja	07/04/2007	vs. CHV	W	2-0
Fouls Suffered					
8	Brian Haynes	08/14/1996	vs. CLB	L	2-2
8	Oscar Pareja	06/08/2002	vs. COL	W	4-1
Corner Kicks					
12	Brad Davis	04/03/2004	vs. COL	T	1-1
Offside					
7	Damian	07/04/1997	vs. DC	L	2-3
Saves					
12	Mark Dodd	09/19/1998	at KC	W	1-0
Shots Faced					
15	Matt Jordan	09/04/1999	at	DC	L 1-4
Goals Allowed					
8	Mark Dodd	06/04/1998	vs. LA	L	1-8

FC DALLAS TEAM HIGH GAMES (1996-2011)

Points					
18	06/05/1999	at MET	W	5-2	
18	09/12/2009	at LA	W	6-3	
Goals					
6	06/16/2001	at COL	W	6-3	
6	08/01/2009	vs. KC	W	6-0	
6	09/12/2009	at LA	W	6-3	
Assists					
8	06/05/1999	at MET	W	5-2	
Shots					
36	08/19/1998	at MIA	L	1-2	
Shots on Goal					
16	07/17/1996	vs. LA	W	5-2	
16	09/07/1996	vs. NE	L	0-2	
Fouls Committed					
33	06/06/2001	at TB	W	1-0	
33	06/12/2005	at CHI	L	0-2	
Fouls Suffered					
36	05/27/2000	at DC	L	2-3	
Corner Kicks					
14	08/04/2001	at NE	L	1-5	
Offside					
13	08/16/2003	vs. KC	W	3-2	
Saves					
12	09/19/1998	at KC	W	1-0	
Shots Faced					
15	09/04/1999	at DC	L	1-4	
Goals Allowed					
8	06/04/1998	vs. LA	L	1-8	

FC DALLAS TEAM LOW GAMES (1996-2011)

Points					
0	107 times				
Goals					
0	107 times				
Assists					
0	159 times				
Shots					
3	07/04/1996	vs. DC	W	1-1	
3	06/21/2000	at	KC	T	0-0
Shots on Goal					
0	07/11/2009	at	COL	L	0-1
Fouls Committed					
2	07/04/2009	vs. NY	W	2-1	
Fouls Suffered					
3	05/10/2003	vs. KC	L	1-3	
3	06/15/2008	vs. CHI	W	1-0	
Corner Kicks					
0	03/18/2000	vs. CHI	W	4-2	
0	09/06/2003	at COL	L	1-2	
0	07/15/2006	at CHI	W	3-2	
0	04/07/2007	at RSL	T	2-2	
0	04/12/2008	vs. NY	W	2-0	
0	05/18/2008	vs. LA	L	1-5	
0	07/27/2008	vs. LA	W	4-0	
0	09/13/2008	at DC	T	2-2	
0	04/19/2009	vs. TOR	W	3-2	
0	08/06/2009	vs. HOU	W	1-0	
0	07/30/2011	vs. CHI	W	1-0	
Offside					
0	50 times				
Saves					
0	04/07/2001	vs. TB	L	2-4	
0	07/28/2004	at CLB	L	1-2	
0	05/06/2006	at HOU	L	3-4	
0	04/22/2007	vs. COL	W	3-1	
0	05/17/2007	at CHI	W	2-1	
0	03/26/2011	vs. SJ	L	0-2	
0	04/08/2011	vs. COL	W	3-0	
Shots Faced					
0	04/08/2011	vs. COL	W	3-0	
Goals Allowed					
0	113 times				



**IF YOU LEAVE IT ALL
ON THE FIELD,
WE'LL MAKE SURE
YOU GET IT BACK.**



Texas Health
Ben Hogan Sports MedicineSM
FORT WORTH

FC Dallas Individual Highs

GAMES PLAYED

Career:	247	Jason Kreis
Season:	33	Kevin Hartman (2011)

MINUTES

Career:	20,290	Jason Kreis
Season:	2,970	Kevin Hartman (2011)

GOALS

Career:	91	Jason Kreis
Season:	18	Jason Kreis (1999)
Season:	18	Kenny Cooper (2008)
Game:	4	Jeff Cunningham (08/01/2009 vs. KC)
Half:	3	Jason Kreis (03/20/1999 vs. KC, 2d)
Half:	3	Jeff Cunningham (08/01/2009 vs. KC, 2d)

ASSISTS

Career:	65	Jason Kreis
Season:	15	Jason Kreis (1999)
Game:	3	Antonio Martinez (08/11/2001 vs. MET)
Game:	3	Antonio Martinez (05/18/2002 vs. COL)
Half:	2	27 times

SHOTS

Career:	686	Jason Kreis
Season:	119	Kenny Cooper (2008)
Game:	10	4 times
Half:	7	Ariel Graziani (06/02/2001 vs. MIA, 2d)
Half:	7	Kenny Cooper (07/04/2008 vs. KC, 2d)

SHOTS ON GOAL

Career:	313	Jason Kreis
Season:	60	Kenny Cooper (2008)
Game:	6	Jason Kreis (05/27/2000 at DC)
Game:	6	Bobby Rhine (06/02/2001 vs. MIA)
Game:	6	Ronnie O'Brien (05/07/2005 at KC)
Half:	5	Jason Kreis (05/31/1998 vs. MIA, 1st)
Half:	5	Ronald Cerritos (09/05/2002 vs. MET, 1st)

FOULS COMMITTED

Career:	357	Jason Kreis
Season:	83	Juan Toja (2007)
Game:	9	Daniel Peinado (04/26/1997 at LA)
Game:	9	Arturo Alvarez (05/28/2005 at DC)
Game:	9	Juan Toja (07/04/2007 vs. CHV)
Half:	9	Daniel Peinado (04/26/1997 at LA, 2d)

FOULS SUFFERED

Career:	365	Oscar Pareja
Season:	84	David Ferreira (2010)
Game:	8	Brian Haynes (08/14/1996 vs. CLB)
Game:	8	Oscar Pareja (06/08/2002 vs. COL)
Half:	7	Jason Kreis (07/10/1996 at MET, 2d)
Half:	7	Lawrence Lozano (08/22/1996 at SJ, 1st)
Half:	7	Daniel Peinado (03/29/1997 vs. NE, 1st)

OFFSIDES

Career:	121	Jason Kreis
Season:	42	Damian (1997)
Half:	6	Gerrell Elliott (08/25/1996 at LA, 2d)

CORNER KICKS

Career:	300	Jason Kreis
Season:	107	Dave van den Bergh (2009)
Game:	12	Brad Davis (04/03/2004 vs. COL)
Half:	9	Jason Kreis (07/25/1998 at CLB, 2d)

CAUTIONS

Career:	38	Oscar Pareja
Season:	14	Leonel Alvarez (1996)
Game:	1	913 times
Half:	1	909 times

EJECTIONS

Career:	5	Leonel Alvarez
Season:	2	6 times
Game:	1	66 times
Half:	1	65 times

GAMES PLAYED

Career:	114	Matt Jordan
Season:	33	Kevin Hartman (2011)

MINUTES

Career:	10358	Matt Jordan
Season:	2,970	Kevin Hartman (2011)

WINS

Career:	52	Matt Jordan
Season:	17	Mark Dodd (1996)
Season:	17	Matt Jordan (1999)

LOSSES

Career:	46	Matt Jordan
Season:	16	Mark Dodd (1997)

TIES

Career:	27	Dario Sala
Season:	12	Dario Sala (2008)

SHUTOUTS

Career:	30	Matt Jordan
Season:	13	Kevin Hartman (2011)

GOALS ALLOWED

Career:	174	Matt Jordan
Season:	53	Matt Jordan (2000)
Game:	8	Mark Dodd (06/04/1998 vs. LA)
Half:	5	Mark Dodd (06/04/1998 vs. LA, 2d)

SAVES

Career:	495	Mark Dodd
Season:	183	Mark Dodd (1997)
Game:	12	Mark Dodd (09/19/1998 at KC)
Half:	8	Mark Dodd (09/19/1996 vs. LA, 1st)
Half:	8	Mark Dodd (09/19/1998 at KC, 2d)
Half:	8	Matt Jordan (04/24/1999 vs. CLB, 2d)

FC Dallas Team Highs

GAMES PLAYED

Season: 34 in 2011

MINUTES

Season: 3,060 in 2011

GOALS

Season: 55 in 1997
 Game: 6 06/16/2001 at COL
 Game: 6 08/01/2009 vs. KC
 Game: 6 09/12/2009 at LA
 Both Teams: 10 08/26/2000 vs. MET
 Half: 4 7 times

ASSISTS

Season: 79 in 2000
 Game: 8 06/05/1999 at MET
 Both Teams: 13 08/26/2000 vs. MET
 Half: 6 05/12/2001 vs. CLB (2d)

SHOTS

Season: 482 in 2011
 Game: 36 08/19/1998 at MIA
 Both Teams: 54 08/19/1998 at MIA
 Half: 22 08/19/1998 at MIA (2d)

SHOTS ON GOAL

Season: 230 in 1997
 Game: 16 07/17/1996 vs. LA
 Game: 16 09/07/1996 vs. NE
 Both Teams: 26 09/04/1999 at DC
 Half: 10 09/22/1996 at LA (2d)

FOULS COMMITTED

Season: 588 in 2000
 Game: 33 06/06/2001 at TB
 Game: 33 06/12/2005 at CHI
 Both Teams: 57 05/27/2000 at DC
 Half: 18 06/06/2001 at TB (2d)
 Half: 18 08/16/2003 vs. KC (1st)

FOULS SUFFERED

Season: 521 in 2000
 Game: 36 05/27/2000 at DC
 Both Teams: 56 05/27/2000 at DC
 Half: 19 05/27/2000 at DC (2d)

OFFSIDES

Season: 125 in 1997
 Game: 13 08/16/2003 vs. KC
 Both Teams: 16 07/29/1998 vs. LA
 Both Teams: 16 08/16/2003 vs. KC
 Half: 8 07/29/1998 vs. LA (2d)

CORNER KICKS

Season: 182 in 1998
 Game: 14 08/04/2001 at NE
 2-Tms: 20 07/25/1998 at CLB
 2-Tms: 20 08/04/2001 at NE
 Half: 9 6 times

CAUTIONS

Season: 64 in 2007
 Game: 8 07/21/2001 at CHI
 2-Tms: 13 04/06/2002 vs. DC
 Half: 7 07/21/2001 at CHI (2d)

EJECTIONS

Season: 7 in 2008
 Game: 2 09/14/2002 vs. NE
 Game: 2 08/07/2004 vs. COL
 Game: 2 10/18/2008 at RSL
 2-Tms: 2 22 times
 Half: 2 08/07/2004 vs. COL (2d)

GAMES PLAYED

Season: 34 7 in 2011

MINUTES

Season: 3060 in 2011

WINS

Season: 19 in 1999

LOSSES

Season: 19 in 2003

TIES

Season: 14 in 2010

SHUTOUTS

Season: 13 in 2011

GOALS ALLOWED

Season: 64 in 2003
 Game: 8 06/04/1998 vs. LA
 Both Teams: 10 08/26/2000 vs. MET
 Half: 5 06/04/1998 vs. LA (2d)

SAVES

Season: 196 in 1997
 Game: 12 09/19/1998 at KC
 Both Teams: 20 09/19/1996 vs. LA
 Half: 8 09/19/1996 vs. LA (1st)
 Half: 8 09/19/1998 at KC (2d)
 Half: 8 04/24/1999 vs. CLB (2d)

FC Dallas Team Lows

GAMES PLAYED

Season: 26 in 2001

MINUTES

Season: 2412 in 2001

GOALS

Season: 34 in 2004
 Game: 0 96 times
 2-Tms: 0 22 times
 Half: 0 420 times

ASSISTS

Season: 32 in 2007
 Game: 0 147 times
 Both Teams: 0 47 times
 Half: 0 516 times

SHOTS

Season: 332 in 2003
 Game: 3 07/04/1996 vs. DC
 Game: 3 06/21/2000 at KC
 Both Teams: 11 04/14/2001 at SJ
 Both Teams: 11 05/06/2006 at HOU
 Half: 0 04/28/1996 at TB (2d)
 Half: 0 08/30/2000 at CHI (1st)
 Half: 0 07/23/2011 at NY (1st)

SHOTS ON GOAL

Season: 133 in 2003
 Game: 0 07/11/2009 at COL
 Both Teams: 3 09/11/2010 at SJ
 Both Teams: 3 07/16/2011 vs. DC
 Half: 0 68 times

FOULS COMMITTED

Season: 299 in 2009
 Game: 2 07/04/2009 vs. NY
 Both Teams: 10 07/27/2008 vs. LA
 Half: 0 07/07/1996 at DC (1st)
 Half: 0 06/04/2011 vs. NE (1st)

FOULS SUFFERED

Season: 334 in 2001
 Game: 3 05/10/2003 vs. KC
 Game: 3 06/15/2008 vs. CHI
 Both Teams: 10 07/27/2008 vs. LA
 Half: 0 05/10/2003 vs. KC (2d)

OFFSIDES

Season: 71 in 2004
 Game: 0 50 times
 Both Teams: 0 06/19/1999 at COL
 Both Teams: 0 05/12/2007 at KC
 Both Teams: 0 08/16/2008 at CLB
 Half: 0 259 times

CORNER KICKS

Season: 112 in 2006
 Game: 0 11 times
 2-Tms: 2 09/04/2010 vs. TOR
 Half: 0 132 times

CAUTIONS

Season: 44 in 1997
 Game: 0 70 times
 2-Tms: 0 21 times
 Half: 0 403 times

EJECTIONS

Season: 2 in 2005
 Season: 2 in 2006
 Game: 0 427 times
 2-Tms: 0 376 times
 Half: 0 918 times

GAMES PLAYED

Season: 26 in 2001

MINUTES

Season: 2412 in 2001

WINS

Season: 6 in 2003

LOSSES

Season: 4 in 2010

TIES

Season: 0 4 times

SHUTOUTS

Season: 3 in 2002

GOALS ALLOWED

Season: 28 in 2010
 Game: 0 114 times
 Both Teams: 0 25 times
 Half: 0 479 times

SAVES

Season: 90 in 2010
 Season: 90 in 2011
 Game: 0 7 times
 Both Teams: 2 6 times
 Half: 0 145 times

FC Dallas Individual Leaders - All-Time

GAMES PLAYED

PLAYER	GP
Jason Kreis	247
Bobby Rhine	212
Oscar Pareja	176
Richard Farrer	158
Ted Eck	156
Jorge Rodriguez	155
Chad Deering	147
Mark Santel	133
Drew Moor	123
Matt Jordan	114

GAMES STARTED

PLAYER	GS
Jason Kreis	227
Oscar Pareja	144
Richard Farrer	141
Jorge Rodriguez	140
Bobby Rhine	136
Chad Deering	132
Ted Eck	116
Matt Jordan	114
Mark Santel	114
Drew Moor	111

MINUTES PLAYED

PLAYER	MIN
Jason Kreis	20290
Jorge Rodriguez	12972
Richard Farrer	12699
Bobby Rhine	12622
Oscar Pareja	12543
Chad Deering	11917
Matt Jordan	10358
Ted Eck	10265
Mark Santel	10240
Drew Moor	10031

GOALS

PLAYER	GP	GOALS
Jason Kreis	247	91
Kenny Cooper	90	40
Jeff Cunningham	66	33
Carlos Ruiz	68	31
Ariel Graziani	57	30
Jorge Rodriguez	155	25
Eddie Johnson	84	24
Dante Washington	85	24
Bobby Rhine	212	23
David Ferreira	66	19

ASSISTS

PLAYER	GP	ASTS
Jason Kreis	247	65
Oscar Pareja	176	47
Ronnie O'Brien	101	35
Bobby Rhine	212	34
Chad Deering	147	30
Antonio Martinez	68	23
Mark Santel	133	22
David Ferreira	66	21
Jorge Rodriguez	155	18
4 players tied with	17	

SHOTS

PLAYER	GP	SHOTS
Jason Kreis	247	686
Kenny Cooper	90	269
Ronnie O'Brien	101	244
Bobby Rhine	212	204
Oscar Pareja	176	187
Ariel Graziani	57	180

Carlos Ruiz	68	176
Chad Deering	147	167
Dante Washington	85	166
Jorge Rodriguez	155	160

SHOTS ON GOAL

PLAYER	GP	SOG
Jason Kreis	247	313
Kenny Cooper	90	135
Ronnie O'Brien	101	106
Ariel Graziani	57	97
Bobby Rhine	212	95
Dante Washington	85	89
Carlos Ruiz	68	84
Jorge Rodriguez	155	78
Gerrell Elliott	65	77
Jeff Cunningham	66	75
Oscar Pareja	176	75

FOULS COMMITTED

PLAYER	GP	FC
Jason Kreis	247	357
Oscar Pareja	176	328
Chad Deering	147	239
Simo Valakari	85	232
Ted Eck	156	214
Ronnie O'Brien	101	181
Jorge Rodriguez	155	181
Bobby Rhine	212	179
Eric Dade	111	163
Carlos Ruiz	68	138

FOULS SUFFERED

PLAYER	GP	FS
Oscar Pareja	176	365
Jason Kreis	247	358
Bobby Rhine	212	202
Ted Eck	156	191
David Ferreira	66	161
Carlos Ruiz	68	160
Kenny Cooper	90	149
Chad Deering	147	132
Dax McCarty	93	127
Ariel Graziani	57	120

CAUTIONS (YELLOWS)

PLAYER	GP	CAUT
Oscar Pareja	176	38
Jason Kreis	247	34
Leonel Alvarez	70	29
Chris Gbandi	111	29
Chad Deering	147	28
Bobby Rhine	212	27
Jorge Rodriguez	155	22
Simo Valakari	85	22
Paul Broome	87	20
Eric Dade	111	20
Clarence Goodson	74	20

EJECTIONS (RED CARDS)

PLAYER	GP	EJECT
Leonel Alvarez	70	5
Ted Eck	156	3
Bobby Rhine	212	3
Marcelo Saragosa	54	3
12 players tied with	2	

FC Dallas Individual Leaders - All-Time

CORNER KICKS

PLAYER	GP	CK
Jason Kreis	247	300
Chad Deering	147	203
Brad Davis	55	150
David Ferreira	66	126
Ronnie O'Brien	101	119
Antonio Martinez	68	115
Dax McCarty	93	113
Dave van den Bergh	30	107
Arturo Alvarez	86	96
Ramon Nunez	67	90

OFFSIDES

PLAYER	GP	OFF
Jason Kreis	247	121
Carlos Ruiz	68	91
Ariel Graziani	57	86
Kenny Cooper	90	81
Jeff Cunningham	66	80
Dante Washington	85	65
Bobby Rhine	212	64
Eddie Johnson	84	61
Damian	32	47
Gerrell Elliott	65	45
Abe Thompson	69	45

GAME-WINNING GOALS

PLAYER	GP	GWG
Jason Kreis	247	28
Kenny Cooper	90	13
Jeff Cunningham	66	10
Eddie Johnson	84	10
Jorge Rodriguez	155	9
Brek Shea	77	8
Ariel Graziani	57	6
Bobby Rhine	212	6
Dante Washington	85	6
Ramon Nunez	67	5
Carlos Ruiz	68	5

GAME-WINNING ASSISTS

PLAYER	GP	GWA
Jason Kreis	247	19
Oscar Pareja	176	19
Ronnie O'Brien	101	9
Bobby Rhine	212	9
Ted Eck	156	8
David Ferreira	66	8
Mark Santel	133	8
Leonel Alvarez	70	7
Dax McCarty	93	7
Chad Deering	147	6

HAT TRICKS

PLAYER	GP	HATS
Jeff Cunningham	66	1
Jason Kreis	247	1
Bobby Rhine	212	1
Dante Washington	85	1

MULTI-GOAL GAMES

PLAYER	GP	GAMES
Jason Kreis	247	10
Jeff Cunningham	66	7
Kenny Cooper	90	5
Ariel Graziani	57	5
Carlos Ruiz	68	5
Dante Washington	85	4
Eddie Johnson	84	3
David Ferreira	66	2
Roberto Mina	37	2
Ramon Nunez	67	2
Bobby Rhine	212	2
Jorge Rodriguez	155	2

PENALTY-KICK GOALS

PLAYER	GP	PKG
Kenny Cooper	90	7
Jorge Rodriguez	155	7
Jason Kreis	247	6
Damian	32	5
Jeff Cunningham	66	5
David Ferreira	66	4
Carlos Ruiz	68	4
Brad Davis	55	2
Abe Thompson	69	2
10 players tied with	1	

GOALS PER GAME

PLAYER	GP	GOALS	AVG
Ariel Graziani	57	30	0.53
Jeff Cunningham	66	33	0.50
Carlos Ruiz	68	31	0.46
Kenny Cooper	90	40	0.44
Jason Kreis	247	91	0.37
Eddie Johnson	84	24	0.29
Dante Washington	85	24	0.28
Jorge Rodriguez	155	25	0.16
Bobby Rhine	212	23	0.11
Minimum:	20 goals		

ASSISTS PER GAME

PLAYER	GP	ASTS	AVG
Ronnie O'Brien	101	35	0.35
Antonio Martinez	68	23	0.34
David Ferreira	66	21	0.32
Oscar Pareja	176	47	0.27
Jason Kreis	247	65	0.26
Chad Deering	147	30	0.20
Mark Santel	133	22	0.17
Bobby Rhine	212	34	0.16
Minimum:	20 assists		

GOALS PER 90 MIN.

PLAYER	MIN	GOALS	AVG
Jeff Cunningham	4333	33	0.69
Ariel Graziani	5038	30	0.54
Carlos Ruiz	5384	31	0.52
Kenny Cooper	7474	40	0.48
Dante Washington	5260	24	0.41
Eddie Johnson	5303	24	0.41
Jason Kreis	20290	91	0.40
Jorge Rodriguez	12972	25	0.17
Bobby Rhine	12622	23	0.16
Minimum:	20 goals		

ASSISTS PER 90 MIN.

PLAYER	MIN	ASTS	AVG
Antonio Martinez	3880	23	0.53
Ronnie O'Brien	8247	35	0.38
Oscar Pareja	12543	47	0.34
David Ferreira	5896	21	0.32
Jason Kreis	20290	65	0.29
Bobby Rhine	12622	34	0.24
Chad Deering	11917	30	0.23
Mark Santel	10240	22	0.19
Minimum:	20 assists		

SCORING PCT.

PLAYER	GP	SHOTS	GOALS	PCT
Jeff Cunningham	66	153	33	21.6
Carlos Ruiz	68	176	31	17.6
Ariel Graziani	57	180	30	16.7
Jorge Rodriguez	155	160	25	15.6
Eddie Johnson	84	157	24	15.3
Kenny Cooper	90	269	40	14.9
Dante Washington	85	166	24	14.5
Jason Kreis	247	686	91	13.3
Bobby Rhine	212	204	23	11.3
Minimum:	20 goals			

FC Dallas Individual Leaders - All-Time

SHOTS ON GOAL PCT.

PLAYER	GP	SHOTS	SOG	PCT
Gerell Elliott	65	119	77	64.7
Ariel Graziani	57	180	97	53.9
Dante Washington	85	166	89	53.6
Kenny Cooper	90	269	135	50.2
Jeff Cunningham	66	153	75	49.0
Jorge Rodriguez	155	160	78	48.8
Carlos Ruiz	68	176	84	47.7
Bobby Rhine	212	204	95	46.6
Jason Kreis	247	686	313	45.6
Ronnie O'Brien	101	244	106	43.4
Minimum:	75	shots on goal		

GAMES PLAYED IN GOAL

PLAYER	GP
Matt Jordan	114
Dario Sala	100
Mark Dodd	92
Kevin Hartman	53
Scott Garlick	40
Jeff Cassar	33
Ray Burse	25
D.J. Countess	25
Shaka Hislop	10
Garth Lagerwey	10

GAMES STARTED IN GOAL

PLAYER	GS
Matt Jordan	114
Dario Sala	99
Mark Dodd	88
Kevin Hartman	53
Scott Garlick	38
Jeff Cassar	30
D.J. Countess	25
Ray Burse	24
Shaka Hislop	10
Garth Lagerwey	9

MINUTES PLAYED IN GOAL

PLAYER	MIN
Matt Jordan	10358
Dario Sala	8845
Mark Dodd	7977
Kevin Hartman	4725
Scott Garlick	3525
Jeff Cassar	2676
D.J. Countess	2293
Ray Burse	2223
Shaka Hislop	900
Garth Lagerwey	810

GOALS AGAINST AVG.

PLAYER	GP	MIN	SHTS	SVS	GA	GAA	SHO
Kevin Hartman	53	4,725	188	141	47	.90	22
Dario Sala	100	8,845	464	328	136	1.38	23
Matt Jordan	114	10,358	632	458	174	1.51	30
Mark Dodd	92	7977	634	495	139	1.57	16
Minimum:	4000	minutes played					

WINNING PCT.

PLAYER	GP	WON	LOST	TIED	PCT
Kevin Hartman	53	25	12	15	.625
Dario Sala	100	39	33	27	.530
Matt Jordan	114	52	46	15	.527
Mark Dodd	92	44	45	0	.494
Minimum:	20	wins			

WINS

PLAYER	GP	WON
Matt Jordan	114	52
Mark Dodd	92	44
Dario Sala	100	39
Kevin Hartman	53	25
Scott Garlick	40	16
Jeff Cassar	33	8
Ray Burse	25	7
Garth Lagerwey	10	6
D.J. Countess	25	5
Shaka Hislop	10	4

LOSSES

PLAYER	GP	LOST
Matt Jordan	114	46
Mark Dodd	92	45
Dario Sala	100	33
Jeff Cassar	33	15
D.J. Countess	25	15
Scott Garlick	40	14
Ray Burse	25	12
Kevin Hartman	53	12
Shaka Hislop	10	5
Garth Lagerwey	10	3

SAVES

PLAYER	GP	SVS
Mark Dodd	92	495
Matt Jordan	114	458
Dario Sala	100	328
Scott Garlick	40	150
Kevin Hartman	53	141
D.J. Countess	25	121
Jeff Cassar	33	110
Ray Burse	25	97
Garth Lagerwey	10	41
Shaka Hislop	10	36

SHUTOUTS

PLAYER	GP	SHO
Matt Jordan	114	30
Dario Sala	100	23
Kevin Hartman	53	22
Mark Dodd	92	16
Scott Garlick	40	10
Jeff Cassar	33	6
Ray Burse	25	3
D.J. Countess	25	2
Garth Lagerwey	10	1

SAVES PERCENTAGE

PLAYER	GP	SAVES	SOG	PCT
Mark Dodd	92	495	686	72.2
Dario Sala	100	328	472	69.5
Matt Jordan	114	458	660	69.4
Minimum:	175	Saves		

FC Dallas Age-Related Milestones

YOUNGEST PLAYER TO...

Play in a game	Eddie Johnson	17 yrs., 42 days	3/31/1984	05/12/2001 DAL vs CLB
Start a game	Eddie Johnson	17 yrs., 126 days	3/31/1984	08/04/2001 DAL at NE
Play a complete game	Joselito Vaca	18 yrs., 238 days	8/12/1982	04/07/2001 DAL vs TB
Score a goal	Eddie Johnson	17 yrs., 95 days	3/31/1984	07/04/2001 DAL vs NE
Record an assist	Eddie Johnson	18 yrs., 172 days	3/31/1984	09/19/2002 DAL at DC
Score 2 goals in a game	Brek Shea	20 yrs., 97 days	2/28/1990	06/05/2010 DAL vs SJ
Score 3 goals in a game	Bobby Rhine	26 yrs., 51 days	4/18/1976	06/08/2002 DAL vs COL
Play a game as GK	D.J. Countess	20 yrs., 178 days	1/09/1982	07/06/2002 DAL at KC
Start a game as GK	D.J. Countess	20 yrs., 178 days	1/09/1982	07/06/2002 DAL at KC
Play a CG as GK	D.J. Countess	20 yrs., 178 days	1/09/1982	07/06/2002 DAL at KC
Record a shutout	D.J. Countess	21 yrs., 114 days	1/09/1982	05/03/2003 DAL at DC
Record a win	D.J. Countess	21 yrs., 142 days	1/09/1982	05/31/2003 DAL vs DC

OLDEST PLAYER TO...

Play in a game	Hugo Sanchez	38 yrs., 73 days	7/11/1958	09/22/1996 DAL at LA
Start a game	Hugo Sanchez	38 yrs., 73 days	7/11/1958	09/22/1996 DAL at LA
Play a complete game	Hugo Sanchez	38 yrs., 70 days	7/11/1958	09/19/1996 DAL vs LA
Score a goal	Hugo Sanchez	38 yrs., 70 days	7/11/1958	09/19/1996 DAL vs LA
Record an assist	Hugo Sanchez	38 yrs., 16 days	7/11/1958	07/27/1996 DAL vs COL
Score 2 goals in a game	Jeff Cunningham	33 yrs., 352 days	8/21/1976	08/08/2010 DAL vs PHI
Score 3 goals in a game	Jeff Cunningham	32 yrs., 345 days	8/21/1976	08/01/2009 DAL vs KC
Play a game as GK	Shaka Hislop	38 yrs., 66 days	2/22/1969	04/29/2007 DAL vs NE
Start a game as GK	Shaka Hislop	38 yrs., 66 days	2/22/1969	04/29/2007 DAL vs NE
Play a CG as GK	Shaka Hislop	38 yrs., 66 days	2/22/1969	04/29/2007 DAL vs NE
Record a shutout	Kevin Hartman	37 yrs., 143 days	5/25/1974	10/15/2011 DAL vs VAN
Record a win	Shaka Hislop	38 yrs., 59 days	2/22/1969	04/22/2007 DAL vs COL

FC Dallas Individual Postseason Records

FC Dallas Individual Postseason High Games

Points

4	Dante Washington	10/08/1997 vs. LA	W 3-0
4	Ariel Graziani	11/07/1999 vs. LA	W 2-2
4	Carlos Ruiz	10/29/2005 vs. COL	T 2-2

Goals

2	Dante Washington	10/08/1997 vs. LA	W 3-0
2	Ariel Graziani	11/07/1999 vs. LA	W 2-2
2	Carlos Ruiz	10/29/2005 vs. COL	T 2-2

Assists

2	Oscar Pareja	10/16/1999 vs. CHI	W 2-1
2	Mark Santel	11/07/1999 vs. LA	W 2-2
2	Oscar Pareja	09/25/2002 vs. COL	W 4-2
2	Greg Vanney	10/28/2006 vs. COL	L 2-3

Shots

11	Carlos Ruiz	10/29/2005 vs. COL	T 2-2
----	-------------	--------------------	-------

Shots on Goal

4	Ariel Graziani	11/07/1999 vs. LA	W 2-2
4	Ramon Nunez	10/29/2005 vs. COL	T 2-2

Fouls Committed

6	Ted Eck	10/23/1999 at CHI	L 0-4
6	Ariel Graziani	09/20/2001 at CHI	L 0-2
6	Oscar Pareja	09/23/2001 vs. CHI	T 1-1

Fouls Suffered

8	Oscar Pareja	09/20/2001 at CHI	L 0-2
---	--------------	-------------------	-------

Corner Kicks

7	David Ferreira	10/30/2010 vs. RSL	W 2-1
---	----------------	--------------------	-------

Offside

6	Carlos Ruiz	10/29/2005 vs. COL	T 2-2
---	-------------	--------------------	-------

Saves

12	Mark Dodd	09/26/1996 at KC	L 2-3
----	-----------	------------------	-------

Shots Faced

15	Mark Dodd	09/26/1996 at KC	L 2-3
----	-----------	------------------	-------

Goals Allowed

6	Mark Dodd	10/01/1998 at LA	L 1-6
---	-----------	------------------	-------

FC Dallas Team Postseason High Games

Points

14	09/25/2002	vs. COL	W 4-2
----	------------	---------	-------

Goals

4	09/25/2002	vs. COL	W 4-2
---	------------	---------	-------

Assists

6	09/25/2002	vs. COL	W 4-2
---	------------	---------	-------

Shots

37	10/29/2005	vs. COL	T 2-2
----	------------	---------	-------

Shots on Goal

14	10/29/2005	vs. COL	T 2-2
----	------------	---------	-------

Fouls Committed

32	09/23/2001	vs. CHI	T 1-1
----	------------	---------	-------

Fouls Suffered

27	10/28/2006	vs. COL	L 2-3
----	------------	---------	-------

Corner Kicks

10	11/11/1999	at LA	L 1-3
10	10/29/2005	vs. COL	T 2-2

Offside

9	10/12/1997	vs. COL	L 0-1
---	------------	---------	-------

Saves

12	09/26/1996	at KC	L 2-3
----	------------	-------	-------

Shots Faced

15	09/26/1996	at KC	L 2-3
----	------------	-------	-------

Goals Allowed

6	10/01/1998	at LA	L 1-6
---	------------	-------	-------

FC Dallas Team Postseason Low Games

Points

0	10/05/1997	at LA	W 0-0
0	10/12/1997	vs. COL	L 0-1
0	10/23/1999	at CHI	L 0-4
0	09/20/2001	at CHI	L 0-2
0	09/29/2001	at CHI	L 0-2
0	09/28/2002	at COL	L 0-1
0	10/22/2005	at COL	T 0-0
0	10/26/2011	vs. NY	L 0-2

Goals

0	10/05/1997	at LA	W 0-0
0	10/12/1997	vs. COL	L 0-1
0	10/23/1999	at CHI	L 0-4
0	09/20/2001	at CHI	L 0-2
0	09/29/2001	at CHI	L 0-2
0	09/28/2002	at COL	L 0-1
0	10/22/2005	at COL	T 0-0
0	10/26/2011	vs. NY	L 0-2

Assists

0	10/05/1997	at LA	W 0-0
0	10/12/1997	vs. COL	L 0-1
0	10/01/1998	at LA	L 1-6
0	10/23/1999	at CHI	L 0-4
0	11/11/1999	at LA	L 1-3
0	09/20/2000	vs. MET	L 1-2
0	09/20/2001	at CHI	L 0-2
0	09/29/2001	at CHI	L 0-2
0	09/28/2002	at COL	L 0-1
0	10/22/2005	at COL	T 0-0
0	10/27/2007	vs. HOU	W 1-0
0	10/26/2011	vs. NY	L 0-2

Shots

4	10/02/1996	vs. KC	L 2-2
---	------------	--------	-------

Shots on Goal

1	10/05/1997	at LA	W 0-0
1	10/23/1999	at CHI	L 0-4

Fouls Committed

9	10/22/2005	at COL	T 0-0
---	------------	--------	-------

Fouls Suffered

8	10/27/2007	vs. HOU	W 1-0
---	------------	---------	-------

Corner Kicks

0	10/05/1997	at LA	W 0-0
0	10/27/2007	vs. HOU	W 1-0

Offside

0	10/23/1999	at CHI	L 0-4
0	11/11/1999	at LA	L 1-3
0	10/27/2007	vs. HOU	W 1-0
0	10/26/2011	vs. NY	L 0-2

Saves

1	10/08/1997	vs. LA	W 3-0
1	10/16/1999	vs. CHI	W 2-1

Shots Faced

2	10/08/1997	vs. LA	W 3-0
2	10/16/1999	vs. CHI	W 2-1

Goals Allowed

0	10/05/1997	at LA	W 0-0
0	10/08/1997	vs. LA	W 3-0
0	10/22/2005	at COL	T 0-0
0	10/27/2007	vs. HOU	W 1-0
0	11/14/2010	at LA	W 3-0

Year-by-Year Records

FC DALLAS INDIVIDUAL SINGLE-SEASON LEADERS

GAMES PLAYED

YEAR	PLAYER	GP
2011	Kevin Hartman	33
1997	Jason Kreis	32
1999	Jason Kreis	32
	18 players tied with	31

GAMES STARTED

YEAR	PLAYER	GS
2011	Kevin Hartman	33
1999	Jason Kreis	32
1997	Jason Kreis	32
	7 players tied with	31

MINUTES PLAYED

YEAR	PLAYER	MIN
2011	Kevin Hartman	2970
2000	Matt Jordan	2830
1999	Jason Kreis	2815
1999	Brandon Pollard	2790
1996	Mark Dodd	2776
1996	Richard Farrer	2758

GOALS

YEAR	PLAYER	GP	GOALS
1999	Jason Kreis	32	18
2008	Kenny Cooper	30	18
2009	Jeff Cunningham	28	17
2000	Ariel Graziani	24	15
1996	Jason Kreis	31	13
2002	Jason Kreis	27	13
2006	Carlos Ruiz	27	13

ASSISTS

YEAR	PLAYER	GP	ASTS
1999	Jason Kreis	32	15
2000	Jason Kreis	27	13
2010	David Ferreira	30	13
2001	Oscar Pareja	24	12
2005	Ronnie O'Brien	28	12

SHOTS

YEAR	PLAYER	GP	SHOTS
2008	Kenny Cooper	30	119
1999	Jason Kreis	32	114
1998	Jason Kreis	30	97
1996	Jason Kreis	31	90
2001	Ariel Graziani	25	83
2005	Ronnie O'Brien	28	83

SHOTS ON GOAL

YEAR	PLAYER	GP	SOG
2008	Kenny Cooper	30	60
1999	Jason Kreis	32	57
2000	Ariel Graziani	24	45
1996	Jason Kreis	31	41
2000	Jason Kreis	27	41

FOULS COMMITTED

YEAR	PLAYER	GP	FC
2007	Juan Toja	27	83
2006	Simo Valakari	31	81
2005	Simo Valakari	28	78
2004	Simo Valakari	26	73
2002	Oscar Pareja	24	64

FOULS SUFFERED

YEAR	PLAYER	GP	FS
2010	David Ferreira	30	84
2000	Oscar Pareja	29	77
2006	Carlos Ruiz	27	72
2000	Ariel Graziani	24	62
1997	Damian	19	61

CAUTIONS (YELLOW)

YEAR	PLAYER	GP	CAUT
1996	Leonel Alvarez	22	14
1998	Leonel Alvarez	27	12
2000	Ricardo Iribarren	22	10
2003	Oscar Pareja	24	9
2005	Clarence Goodson	29	9
2007	Carlos Ruiz	22	9

EJECTIONS (RED CARDS)

YEAR	PLAYER	GP	EJECT
1996	Leonel Alvarez	22	2
1997	Damian	19	2
1998	Leonel Alvarez	27	2
2000	Sergi Daniv	18	2
2004	Simo Valakari	26	2
2008	Pablo Ricchetti	27	2

CORNER KICKS

YEAR	PLAYER	GP	CK
2009	Dave van den Bergh	30	107
2010	David Ferreira	30	99
2004	Brad Davis	29	91
1999	Jason Kreis	32	79
1998	Jason Kreis	30	68

OFFSIDES

YEAR	PLAYER	GP	OFF
1997	Damian	19	42
2008	Kenny Cooper	30	39
2000	Ariel Graziani	24	37
2001	Ariel Graziani	25	37
2005	Carlos Ruiz	19	36

GAME-WINNING GOALS

YEAR	PLAYER	GP	GWG
2004	Eddie Johnson	26	7
2009	Jeff Cunningham	28	7
1998	Jason Kreis	30	6
1999	Jason Kreis	32	6
2006	Kenny Cooper	31	6

Year-by-Year Records

GAME-WINNING ASSISTS

YEAR	PLAYER	GP	GWA
1999	Jason Kreis	32	7
2010	David Ferreira	30	5
	9 players tied with	4	

PENALTY-KICK GOALS

YEAR	PLAYER	GP	PKG
1997	Damian	19	4
1997	Jason Kreis	32	4
2008	Kenny Cooper	30	4
2010	Jeff Cunningham	27	4
2010	David Ferreira	30	4

GOALS PER GAME

YEAR	PLAYER	GP	GOALS	AVG
2000	Ariel Graziani	24	15	0.63
2009	Jeff Cunningham	28	17	0.61
2008	Kenny Cooper	30	18	0.60
1997	Damian	19	11	0.58
2005	Carlos Ruiz	19	11	0.58
Minimum:			5 goals	

ASSISTS PER GAME

YEAR	PLAYER	GP	ASTS	AVG
2001	Antonio Martinez	17	9	0.53
2001	Oscar Pareja	24	12	0.50
2000	Jason Kreis	27	13	0.48
1999	Jason Kreis	32	15	0.47
2010	David Ferreira	30	13	0.43
Minimum:			5 assists	

SCORING PCT.

YEAR	PLAYER	GP	SHOTS	GOALS	PCT
2007	Abe Thompson	24	19	5	26.3
2006	Carlos Ruiz	27	54	13	24.1
2009	Jeff Cunningham	28	71	17	23.9
2010	Milton Rodriguez	13	23	5	21.7
2008	Jeff Cunningham	11	24	5	20.8
Minimum:			5 goals		

SHOTS ON GOAL PCT.

YEAR	PLAYER	GP	SHOTS	SOG	PCT
1997	Gerell Elliott	28	45	34	75.6
2001	Bobby Rhine	18	37	24	64.9
2002	Ronald Cerritos	23	40	25	62.5
2000	Ariel Graziani	24	74	45	60.8
1996	Hugo Sanchez	23	40	23	57.5
Minimum:			20 shots on goal		

GAMES PLAYED IN GOAL

YEAR	PLAYER	GP
2011	Kevin Hartman	33
1996	Mark Dodd	31
2000	Matt Jordan	31
1997	Mark Dodd	30
1999	Matt Jordan	29

GAMES STARTED IN GOAL

YEAR	PLAYER	GS
2011	Kevin Hartman	33
1996	Mark Dodd	31

2000	Matt Jordan	31
1997	Mark Dodd	30
1999	Matt Jordan	29

MINUTES PLAYED IN GOAL

YEAR	PLAYER	MIN
2011	Kevin Hartman	2970
2000	Matt Jordan	2830
1996	Mark Dodd	2776
1997	Mark Dodd	2700
1999	Matt Jordan	2584

GOALS AGAINST AVG.

YEAR	PLAYER	GP	MIN	GA	GAA
2010	Kevin Hartman	20	1755	12	0.62
2011	Kevin Hartman	33	2970	35	1.06
1999	Matt Jordan	29	2584	31	1.08
2006	Dario Sala	28	2475	34	1.24
2008	Dario Sala	28	2520	37	1.32
Minimum:			1000 minutes played		

WINNING PCT.

YEAR	PLAYER	GP	W	L	T	PCT
2010	Kevin Hartman	20	10	1	8	.737
1999	Matt Jordan	29	17	11	0	.607
2005	Scott Garlick	28	13	8	7	.589
2009	Dario Sala	14	7	5	1	.577
2006	Dario Sala	28	14	10	4	.571
Minimum:			5 wins			

WINS

YEAR	PLAYER	GP	WON
1996	Mark Dodd	31	17
1999	Matt Jordan	29	17
2011	Kevin Hartman	33	15
1997	Mark Dodd	30	14
2006	Dario Sala	28	14

LOSSES

YEAR	PLAYER	GP	LOST
1997	Mark Dodd	30	16
2003	D.J. Countess	24	15
1996	Mark Dodd	31	14
2000	Matt Jordan	31	14
1998	Mark Dodd	25	13

SAVES

YEAR	PLAYER	GP	SVS
1997	Mark Dodd	30	183
1996	Mark Dodd	31	160
1998	Mark Dodd	25	134
1999	Matt Jordan	29	133
2000	Matt Jordan	31	124

SHUTOUTS

YEAR	PLAYER	GP	SHO
2011	Kevin Hartman	33	13
1999	Matt Jordan	29	11
2001	Matt Jordan	26	9
2010	Kevin Hartman	20	9
2000	Matt Jordan	31	7
2008	Dario Sala	28	7

Year-by-Year Records

SAVES PERCENTAGE

YEAR	PLAYER	GP	SAVES	SOG	PCT
2010	Kevin Hartman	20	56	71	78.9
1999	Matt Jordan	29	133	172	77.3
1998	Mark Dodd	25	134	179	74.9
1997	Mark Dodd	30	183	249	73.5
2005	Scott Garlick	28	98	135	72.6

Minimum: 40 saves

LEADERS BY YEAR

GAMES PLAYED

YEAR	PLAYER	GP
2011	Kevin Hartman	33
2010	David Ferreira	30
2009	David Ferreira	30
	Dave van den Bergh	30
2008	Kenny Cooper	30
2007	Dominic Oduro	29
2006	Kenny Cooper	31
	Simo Valakari	31
2005	Clarence Goodson	29
2004	Brad Davis	29
	Ronnie O'Brien	29
2003	Chad Deering	27
	Joselito Vaca	27
2002	5 players tied with	27
2001	Matt Jordan	26
2000	Eric Dade	31
	Matt Jordan	31
1999	Jason Kreis	32
1998	Ted Eck	31
	Brian Haynes	31
1997	Jason Kreis	32
1996	5 players tied with	31

GAMES STARTED

YEAR	PLAYER	GS
2011	Kevin Hartman	33
2010	David Ferreira	30
2009	David Ferreira	30
	Dave van den Bergh	30
2008	Kenny Cooper	30
2007	Drew Moor	28
2006	Bobby Rhine	30
	Simo Valakari	30
2005	Clarence Goodson	28
	Ronnie O'Brien	28
	Simo Valakari	28
2004	Ronnie O'Brien	29
2003	Chad Deering	26
2002	Tenywa Bonseu	27
	Matt Jordan	27
2001	Matt Jordan	26
2000	Matt Jordan	31
1999	Jason Kreis	32
1998	Jason Kreis	30
1997	Mark Dodd	30
1996	4 players tied with	31

MINUTES PLAYED

YEAR	PLAYER	MIN
2011	Kevin Hartman	2970
2010	David Ferreira	2699
2009	David Ferreira	2692
2008	Kenny Cooper	2622
2007	Drew Moor	2495
2006	Simo Valakari	2608
2005	Ronnie O'Brien	2512
2004	Ronnie O'Brien	2581

2003	D.J. Countess	2194
2002	Matt Jordan	2511
2001	Matt Jordan	2388
2000	Matt Jordan	2830
1999	Jason Kreis	2815
1998	Jason Kreis	2578
1997	Mark Dodd	2700
1996	Mark Dodd	2776

GOALS

YEAR	PLAYER	GP	GOALS
2011	Brek Shea	31	11
2010	Jeff Cunningham	27	11
2009	Jeff Cunningham	28	17
2008	Kenny Cooper	30	18
2007	Carlos Ruiz	22	7
2006	Carlos Ruiz	27	13
2005	Carlos Ruiz	19	11
2004	Eddie Johnson	26	12
2003	Jason Kreis	18	7
2002	Jason Kreis	27	13
2001	Ariel Graziani	25	11
2000	Ariel Graziani	24	15
1999	Jason Kreis	32	18
1998	Jason Kreis	30	9
1997	Dante Washington	30	12
1996	Jason Kreis	31	13

ASSISTS

YEAR	PLAYER	GP	ASTS
2011	Andrew Jacobson	27	5
2010	David Ferreira	30	13
2009	Dave van den Bergh	30	11
2008	Andre Rocha	27	8
2007	Dax McCarty	25	7
2006	Ronnie O'Brien	27	11
2005	Ronnie O'Brien	28	12
2004	Ronnie O'Brien	29	10
2003	Brad Davis	26	5
	Chad Deering	27	5
2002	Antonio Martinez	26	10
2001	Oscar Pareja	24	12
2000	Jason Kreis	27	13
1999	Jason Kreis	32	15
1998	Jason Kreis	30	8
1997	Alain Sutter	21	8
1996	Gerrell Elliott	20	7
	Diego Sonora	31	7

SHOTS

YEAR	PLAYER	GP	SHOTS
2011	Brek Shea	31	75
2010	Jeff Cunningham	27	58
2009	Jeff Cunningham	28	71
2008	Kenny Cooper	30	119
2007	Arturo Alvarez	27	61
2006	Ronnie O'Brien	27	69
2005	Ronnie O'Brien	28	83
2004	Eddie Johnson	26	75
2003	Jason Kreis	18	42
2002	Jason Kreis	27	81
2001	Ariel Graziani	25	83
2000	Jason Kreis	27	82
1999	Jason Kreis	32	114
1998	Jason Kreis	30	97
1997	Dante Washington	30	69
1996	Jason Kreis	31	90

Year-by-Year Records

SHOTS ON GOAL

YEAR	PLAYER	GP	
SOG			
2011	Marvin Chavez	31	28
2010	David Ferreira	30	26
2009	Jeff Cunningham	28	38
2008	Kenny Cooper	30	60
2007	Arturo Alvarez	27	30
2006	Kenny Cooper	31	30
2005	Ronnie O'Brien	28	37
2004	Eddie Johnson	26	32
2003	Jason Kreis	18	21
2002	Jason Kreis	27	38
2001	Ariel Graziani	25	40
2000	Ariel Graziani	24	45
1999	Jason Kreis	32	57
1998	Jason Kreis	30	39
1997	Dante Washington	30	38
1996	Jason Kreis	31	41

FOULS COMMITTED

YEAR	PLAYER	GP	FC
2011	Daniel Hernandez	30	47
2010	Atiba Harris	29	51
2009	Dax McCarty	28	29
2008	Andre Rocha	27	52
2007	Juan Toja	27	83
2006	Simo Valakari	31	81
2005	Simo Valakari	28	78
2004	Simo Valakari	26	73
2003	Oscar Pareja	24	58
2002	Oscar Pareja	24	64
2001	Oscar Pareja	24	59
2000	Jason Kreis	27	61
1999	Jason Kreis	32	49
1998	Leonel Alvarez	27	63
1997	Daniel Peinado	25	57
1996	Lawrence Lozano	31	50

FOULS SUFFERED

YEAR	PLAYER	GP	FS
2011	Marvin Chavez	31	53
2010	David Ferreira	30	84
2009	David Ferreira	30	58
2008	Kenny Cooper	30	48
2007	Dax McCarty	25	46
2006	Carlos Ruiz	27	72
2005	Ronnie O'Brien	28	47
	Carlos Ruiz	19	47
2004	Eddie Johnson	26	53
2003	Oscar Pareja	24	48
2002	Oscar Pareja	24	58
2001	Oscar Pareja	24	56
2000	Oscar Pareja	29	77
1999	Oscar Pareja	27	59
1998	Jason Kreis	30	43
1997	Damian	19	61
1996	Lawrence Lozano	31	55

CAUTIONS (YELLOWS)

YEAR	PLAYER	GP	C
2011	Jackson	28	8
2010	Atiba Harris	29	8
2009	Pablo Ricchetti	22	7
2008	Marcelo Saragosa	25	8
2007	Carlos Ruiz	22	9
2006	Bobby Rhine	30	7
2005	Clarence Goodson	29	9
2004	Chris Gbandi	23	8
	Simo Valakari	26	8
2003	Oscar Pareja	24	9
2002	Paul Broome	25	7
	Oscar Pareja	24	7
	Joselito Vaca	25	7
2001	5 players tied with	6	
2000	Ricardo Iribarren	22	10
1999	Eric Dade	24	5
	Jason Kreis	32	5
	Brandon Pollard	31	5
1998	Leonel Alvarez	27	12
1997	Damian	19	7
1996	Leonel Alvarez	22	14

EJECTIONS (RED CARDS)

YEAR	PLAYER	GP	E
2011	4 players tied with 1		
2010	Jair Benitez	28	1
	Dario Sala	11	1
	Brek Shea	25	1
2009	5 players tied with	1	
2008	Pablo Ricchetti	27	2
2007	4 players tied with	1	
2006	Chris Gbandi	28	1
	Bobby Rhine	30	1
2005	Carey Talley	20	1
	Greg Vanney	25	1
2004	Simo Valakari	26	2
2003	6 players tied with	1	
2002	4 players tied with	1	
2001	Ted Eck	9	1
	Justin Evans	9	1
	Lubos Kubik	11	1
2000	Sergi Daniv	18	2
1999	5 players tied with	1	
1998	Leonel Alvarez	27	2
1997	Damian	19	2
1996	Leonel Alvarez	22	2

CORNER KICKS

YEAR	PLAYER	GP	CK
2011	Ricardo Villar	20	55
2010	David Ferreira	30	99
2009	Dave van den Bergh	30	107
2008	Andre Rocha	27	60
2007	Arturo Alvarez	27	44
2006	Ronnie O'Brien	27	39
2005	Ronnie O'Brien	28	44
2004	Brad Davis	29	91
2003	Brad Davis	26	59
2002	Antonio Martinez	26	62
2001	Jason Kreis	25	46
2000	Chad Deering	29	63
1999	Jason Kreis	32	79
1998	Jason Kreis	30	68
1997	Alain Sutter	21	43
1996	Brian Haynes	26	48

OFFSIDES

YEAR	PLAYER	GP	OFF
2011	Fabian Castillo	21	23
2010	Jeff Cunningham	27	27
2009	Jeff Cunningham	28	33
2008	Kenny Cooper	30	39
2007	Carlos Ruiz	22	23
2006	Carlos Ruiz	27	32
2005	Carlos Ruiz	19	36
2004	Eddie Johnson	26	27
2003	Toni Nhleko	11	19
2002	Ronald Cerritos	23	23
2001	Ariel Graziani	25	37
2000	Ariel Graziani	24	37
1999	Jason Kreis	32	29
1998	Dante Washington	28	25
1997	Damian	19	42
1996	Gerrell Elliott	20	20

GAME-WINNING GOALS

YEAR	PLAYER	GP	GWG
2011	Brek Shea	31	5
2010	Jeff Cunningham	27	3
	Brek Shea	25	3
2009	Jeff Cunningham	28	7
2008	Kenny Cooper	30	4
2007	Juan Toja	27	3
2006	Kenny Cooper	31	6
2005	Roberto Mina	21	3
	Carlos Ruiz	19	3
2004	Eddie Johnson	26	7
2003	6 players tied with	1	
2002	Jason Kreis	27	5
2001	Ariel Graziani	25	2
	Jason Kreis	25	2
	Jorge Rodriguez	24	2
2000	Jason Kreis	27	4
1999	Jason Kreis	32	6
1998	Jason Kreis	30	6
1997	Damian	19	3
	Dante Washington	30	3
1996	Jason Kreis	31	3

GAME-WINNING ASSISTS

YEAR	PLAYER	GP	GWA
2011	5 players tied with 2		
2010	David Ferreira	30	5
2009	4 players tied with	3	
2008	Andre Rocha	27	4
2007	Dax McCarty	25	2
	Ramon Nunez	13	2
2006	Richard Mulrooney	25	4
	Ronnie O'Brien	27	4
2005	David Wagenfuhr	19	2
2004	Ronnie O'Brien	29	4
2003	Oscar Pareja	24	2
2002	Oscar Pareja	24	4
	Joselito Vaca	25	4
2001	Oscar Pareja	24	4
2000	Jason Kreis	27	4
	Oscar Pareja	29	4
1999	Jason Kreis	32	7
1998	Leonel Alvarez	27	2
	Jason Kreis	30	2
	Oscar Pareja	6	2
1997	Mark Santel	31	3
1996	Leonel Alvarez	22	2
	Ted Eck	26	2
	Gerrell Elliott	20	2

Year-by-Year Records

PENALTY-KICK GOALS

YEAR	PLAYER	GP	PKG
2011	Daniel Hernandez	30	1
2010	Jeff Cunningham	27	4
	David Ferreira	30	4
2009	Kenny Cooper	15	2
2008	Kenny Cooper	30	4
2007	Abe Thompson	24	2
2005	Carlos Ruiz	19	3
2004	Eddie Johnson	26	1
	Bobby Rhine	19	1
2003	Brad Davis	26	2
2002	Jorge Rodriguez	22	3
2001	Jorge Rodriguez	24	3
2000	Jorge Rodriguez	25	1
1999	Jason Kreis	32	1
	Oscar Pareja	27	1
1998	Damian	13	1
1997	Damian	19	4
	Jason Kreis	32	4
1996	Leonel Alvarez	22	1
	Washington Rodriguez	14	1
	Hugo Sanchez	23	1

GOALS PER GAME

YEAR	PLAYER	GP	GOALS	AVG
2011	Brek Shea	31	11	0.35
2010	Jeff Cunningham	27	11	0.41
2009	Jeff Cunningham	28	17	0.61
2008	Kenny Cooper	30	18	0.60
2007	Carlos Ruiz	22	7	0.32
2006	Carlos Ruiz	27	13	0.48
2005	Carlos Ruiz	19	11	0.58
2004	Eddie Johnson	26	12	0.46
2003	Jason Kreis	18	7	0.39
2002	Jason Kreis	27	13	0.48
2001	Ariel Graziani	25	11	0.44
2000	Ariel Graziani	24	15	0.63
1999	Jason Kreis	32	18	0.56
1998	Jason Kreis	30	9	0.30
1997	Damian	19	11	0.58
1996	Jason Kreis	31	13	0.42
Minimum:		5 goals		

ASSISTS PER GAME

YEAR	PLAYER	GP	ASTS	AVG
2011	Andrew Jacobson	27	5	0.19
2010	David Ferreira	30	13	0.43
2009	Atiba Harris	12	5	0.42
2008	Andre Rocha	27	8	0.30
2007	Dax McCarty	25	7	0.28
2006	Abe Thompson	14	6	0.43
2005	Ronnie O'Brien	28	12	0.43
2004	Ronnie O'Brien	29	10	0.34
2003	Brad Davis	26	5	0.19
2002	Antonio Martinez	26	10	0.38
2001	Antonio Martinez	17	9	0.53
2000	Jason Kreis	27	13	0.48
1999	Jason Kreis	32	15	0.47
1998	Jason Kreis	30	8	0.27
1997	Alain Sutter	21	8	0.38
1996	Gerell Elliott	20	7	0.35
Minimum:		5 assists		

SCORING PCT.

YEAR	PLAYER	GP	SHOTS	GOALS	PCT
2011	Brek Shea	31	75	11	14.7
2010	Milton Rodriguez	13	23	5	21.7
2009	Jeff Cunningham	28	71	17	23.9
2008	Jeff Cunningham	11	24	5	20.8
2007	Abe Thompson	24	19	5	26.3
2006	Carlos Ruiz	27	54	13	24.1
2005	Roberto Mina	21	35	7	20.0
2004	Eddie Johnson	26	75	12	16.0
2003	Jason Kreis	18	42	7	16.7
2002	Jason Kreis	27	81	13	16.0
2001	Jorge Rodriguez	24	35	6	17.1
2000	Ariel Graziani	24	74	15	20.3
1999	Jason Kreis	32	114	18	15.8
1998	Dante Washington	28	51	7	13.7
1997	Dante Washington	30	69	12	17.4
1996	Hugo Sanchez	23	40	6	15.0
Minimum:		5 goals			

SHOTS ON GOAL PCT.

YEAR	PLAYER	GP	SHOTS	SOG	PCT
2011	Marvin Chavez	31	66	28	42.4
2010	David Ferreira	30	54	26	48.1
2009	Kenny Cooper	15	52	29	55.8
2008	Kenny Cooper	30	119	60	50.4
2007	Arturo Alvarez	27	61	30	49.2
2006	Carlos Ruiz	27	54	29	53.7
2005	Carlos Ruiz	19	63	30	47.6
2004	Toni Nhlako	23	49	23	46.9
2003	Jason Kreis	18	42	21	50.0
2002	Ronald Cerritos	23	40	25	62.5
2001	Bobby Rhine	18	37	24	64.9
2000	Ariel Graziani	24	74	45	60.8
1999	Chad Deering	25	39	22	56.4
1998	Dante Washington	28	51	28	
1997	Gerell Elliott	28	45	34	75.6
1996	Hugo Sanchez	23	40	23	57.5
Minimum:		20 shots on goal			

GAMES PLAYED IN GOAL

YEAR	PLAYER	GP
2011	Kevin Hartman	33
2010	Kevin Hartman	20
2009	Ray Burse	17
2008	Dario Sala	28
2007	Dario Sala	18
2006	Dario Sala	28
2005	Scott Garlick	28
2004	Jeff Cassar	19
2003	D.J. Countess	24
2002	Matt Jordan	27
2001	Matt Jordan	26
2000	Matt Jordan	31
1999	Matt Jordan	29
1998	Mark Dodd	25
1997	Mark Dodd	30
1996	Mark Dodd	31

Year-by-Year Records

GAMES STARTED IN GOAL

YEAR	PLAYER	GS
2011	Kevin Hartman	33
2010	Kevin Hartman	20
2009	Ray Burse	16
2008	Dario Sala	28
2007	Dario Sala	18
2006	Dario Sala	28
2005	Scott Garlick	27
2004	Jeff Cassar	19
2003	D.J. Countess	24
2002	Matt Jordan	27
2001	Matt Jordan	26
2000	Matt Jordan	31
1999	Matt Jordan	29
1998	Mark Dodd	24
1997	Mark Dodd	30
1996	Mark Dodd	31

MINUTES PLAYED IN GOAL

YEAR	PLAYER	MIN
2011	Kevin Hartman	2970
2010	Kevin Hartman	1755
2009	Ray Burse	1503
2008	Dario Sala	2520
2007	Dario Sala	1620
2006	Dario Sala	2475
2005	Scott Garlick	2457
2004	Jeff Cassar	1632
2003	D.J. Countess	2193
2002	Matt Jordan	2511
2001	Matt Jordan	2388
2000	Matt Jordan	2830
1999	Matt Jordan	2584
1998	Mark Dodd	2205
1997	Mark Dodd	2700
1996	Mark Dodd	2776

WINS

YEAR	PLAYER	GP	W
2011	Kevin Hartman	33	15
2010	Kevin Hartman	20	10
2009	Dario Sala	14	7
2008	Dario Sala	28	8
2007	Dario Sala	18	8
2006	Dario Sala	28	14
2005	Scott Garlick	28	13
2004	Jeff Cassar	19	7
2003	D.J. Countess	24	5
2002	Matt Jordan	27	12
2001	Matt Jordan	26	10
2000	Matt Jordan	31	13
1999	Matt Jordan	29	17
1998	Mark Dodd	25	11
1997	Mark Dodd	30	14
1996	Mark Dodd	31	17

LOSSES

YEAR	PLAYER	GP	L
2011	Kevin Hartman	33	11
2010	Dario Sala	11	3
2009	Ray Burse	17	8
2008	Dario Sala	28	8
2007	Dario Sala	18	7
2006	Dario Sala	28	10
2005	Scott Garlick	28	8
2004	Jeff Cassar	19	8
2003	D.J. Countess	24	15
2002	Matt Jordan	27	9
2001	Matt Jordan	26	11
2000	Matt Jordan	31	14

1999	Matt Jordan	29	11
1998	Mark Dodd	25	13
1997	Mark Dodd	30	16
1996	Mark Dodd	31	14

SAVES

YEAR	PLAYER	GP	SV
2011	Kevin Hartman	33	85
2010	Kevin Hartman	20	56
2009	Ray Burse	17	62
2008	Dario Sala	28	92
2007	Dario Sala	18	64
2006	Dario Sala	28	93
2005	Scott Garlick	28	98
2004	Jeff Cassar	19	65
2003	D.J. Countess	24	115
2002	Matt Jordan	27	109
2001	Matt Jordan	26	91
2000	Matt Jordan	31	124
1999	Matt Jordan	29	133
1998	Mark Dodd	25	134
1997	Mark Dodd	30	183
1996	Mark Dodd	31	160

SHUTOUTS

YEAR	PLAYER	GP	SH
2011	Kevin Hartman	33	13
2010	Kevin Hartman	20	9
2009	Dario Sala	14	4
2008	Dario Sala	28	7
2007	Dario Sala	18	5
2006	Dario Sala	28	5
2005	Scott Garlick	28	6
2004	Jeff Cassar	19	4
	Scott Garlick	12	4
2003	Jeff Cassar	7	2
	D.J. Countess	24	2
2002	Matt Jordan	27	3
2001	Matt Jordan	26	9
2000	Matt Jordan	31	7
1999	Matt Jordan	29	11
1998	Mark Dodd	25	6
1997	Mark Dodd	30	3
1996	Mark Dodd	31	6

WINNING PCT.

YEAR	PLAYER	GP	W	L	T	PCT
2011	Kevin Hartman	33	15	11	7	.561
2010	Kevin Hartman	20	10	1	8	.737
2009	Dario Sala	14	7	5	1	.577
2008	Dario Sala	28	8	8	12	.500
2007	Dario Sala	18	8	7	3	.528
2006	Dario Sala	28	14	10	4	.571
2005	Scott Garlick	28	13	8	7	.589
2004	Jeff Cassar	19	7	8	4	.474
2003	D.J. Countess	24	5	15	4	.292
2002	Matt Jordan	27	12	9	6	.556
2001	Matt Jordan	26	10	11	5	.481
2000	Matt Jordan	31	13	14	4	.484
1999	Matt Jordan	29	17	11	0	.607
1998	Mark Dodd	25	11	13	0	.458
1997	Mark Dodd	30	14	16	0	.467
1996	Mark Dodd	31	17	14	0	.548

Minimum: 5 wins

GOALS AGAINST AVG.

YEAR	PLAYER	GP	MIN	GA	GAA
2011	Kevin Hartman	33	2970	35	1.06
2010	Kevin Hartman	20	1755	12	0.62
2009	Dario Sala	14	1195	20	1.51
2008	Dario Sala	28	2520	37	1.32
2007	Dario Sala	18	1620	29	1.61
2006	Dario Sala	28	2475	34	1.24
2005	Scott Garlick	28	2457	37	1.36
2004	Jeff Cassar	19	1632	27	1.49
2003	D.J. Countess	24	2193	48	1.97
2002	Matt Jordan	27	2511	42	1.51
2001	Matt Jordan	26	2388	45	1.70
2000	Matt Jordan	31	2830	53	1.69
1999	Matt Jordan	29	2584	31	1.08
1998	Mark Dodd	25	2205	42	1.71
1997	Mark Dodd	30	2700	48	1.60
1996	Mark Dodd	31	2776	45	1.46

Minimum: 1000 minutes played

SAVES PERCENTAGE

YEAR	PLAYER	GP	SAVES	SOG	PCT
2011	Kevin Hartman	33	85	124	68.5
2010	Kevin Hartman	20	56	71	78.9
2009	Dario Sala	14	43	63	68.3
2008	Dario Sala	28	92	131	70.2
2007	Dario Sala	18	64	97	66.0
2006	Dario Sala	28	93	129	72.1
2005	Scott Garlick	28	98	135	72.6
2004	Scott Garlick	12	52	72	72.2
2003	D.J. Countess	24	115	173	66.5
2002	Matt Jordan	27	109	158	69.0
2001	Matt Jordan	26	91	138	65.9
2000	Matt Jordan	31	124	188	66.0
1999	Matt Jordan	29	133	172	77.3
1998	Mark Dodd	25	134	179	74.9
1997	Mark Dodd	30	183	249	73.5
1996	Mark Dodd	31	160	235	68.1

Minimum: 40 saves



Major League Soccer

Major League Soccer/Soccer United Marketing

MLS / SUM COMMUNICATIONS CONTACTS

Will Kuhns O: (212) 450-1206 C: (646) 831-8809 Will.Kuhns@MLSsoccer.com	Lauren Brophy O: (212) 450-1227 C: (708) 921-6504 Lauren.Brophy@MLSsoccer.com	Sean Dennison O: (212) 450-1223 C: (917) 658-4159 Sean.Dennison@MLSsoccer.com	Susan Marschall O: (212) 450-1292 C: (347) 880-0551 Susan.Marschall@MLSsoccer.com	Rick Lawes C: (646) 342-3193 Rick.Lawes@MLSsoccer.com
Dan Courtemanche O: (212) 450-1225 C: (646) 831-8813 Dan.Courtemanche@MLSsoccer.com	Marisabel Muñoz O: 212-450-1262 C: 646-831-0262 Marisabel.Munoz@MLSsoccer.com	Irene Gutierrez O: 212-450-1222 C: 646-831-8805 Irene.Gutierrez@MLSsoccer.com	Gabe Gabor C: (917) 364-2755 Gabe.Gabor@MLSsoccer.com	

COMMISSIONER'S OFFICE

Commissioner: Don Garber
President, MLS: Mark Abbott
President, SUM: Kathy Carter
Chief Financial Officer: Sean Prendergast
Chief Marketing Officer: J. Russell Findlay
Executive Vice President, MLS: JoAnn Neale
Executive Assistant to the Commissioner: Erin Grady
Executive Assistant, MLS: Ashley Drezner
Executive Assistant, SUM: Alyssa Enverga

BROADCASTING

Senior Director, Broadcasting: Larry Tiscornia
Manager, Broadcasting: Johanna Rojas

BUSINESS DEVELOPMENT

Vice President, Business Development: Michael Gandler
Manager, Business Development: Matt Hill
Manager, Business Development: Anthony Rivera
Account Executive, Business Development: Luis Rodriguez
Executive Assistant: Monique Beau

CLUB SERVICES

Head of Club Services: Paul Mott
Vice President, Club Services: Paul Pursel
Vice President, Club Services: Bryant Pfeiffer
Senior Director, Club Services: Declan Bolger
Consultant, Club Services: Dave Mosca

COMMUNICATIONS

Executive Vice President, Communications: Dan Courtemanche
Senior Director, International Communications: Marisabel Muñoz
Director, Communications: Will Kuhns
Director, Corporate Communications: Sean Dennison
Manager, Communications: Lauren Brophy
Coordinator, International Communications: Irene Gutierrez
Coordinator, New Media Public Relations: Susan Marschall
Consultant, Communications: Rick Lawes
Consultant, International Communications: Gabriel Gabor

COMPETITION, LABOR RELATIONS AND PLAYER DEVELOPMENT

Executive VP, Competition, Labor and Player Relations: J. Todd Durbin
Executive VP, Competition, Technical and Game Operations: Nelson Rodriguez
Vice President, Player Relations and Competition: Lino DiCuollo
Director, Player Programs: Alfonso Mondelo
Director, Player Relations and Competition: Tim Bezbatchenko
Director, Player Relations and Competition: Ali Curtis
Director, Player Relations and Competition: Jessica Minetti
Coordinator, Player Relations & Competition: Meghan Cameron

CONSUMER PRODUCTS

Vice President, Consumer Products: Stuart Crystal
Coordinator, Consumer Products: Tanya Rojas

DIGITAL STRATEGY & SALES

Vice President, SUM Digital Network: Eric Krasnoo
Director, Digital Strategy: Chris Schlosser
Director, SUM Digital Network: Amanda Angelini
Account Manager, SUM Ad Network: Tim Ritcey
Consultant, Digital Strategy: Juan Carlos Delgado

FINANCE

Director, Payroll & Tax: Walter Konopka
Director, Finance: Josh Neier
Manager, Accounting: Yesenia Martinez
Manager, Finance: Dustin Smith
Staff Accountant: Edwin Fernandez
Coordinator, Accounts Payable: Camille Carillo
Staff Accountant, Finance & Accounting: Gigi Li

Staff Accountant: Oscar Oriondo

GAME OPERATIONS

Senior Director, Operations: Evan Dabby
Operations Manager, Consultant: Jan Osborne
MLS Team Travel Consultant: Stephanie Teichman

HUMAN RESOURCES & ADMINISTRATION

Senior Director, Human Resources & Administration: Susie DeFrancis
Coordinator, Human Resources & Administration: Donna Martinez
Manager, Benefits: Yanick Sohan
Manager, Benefits: Jennifer Tunis
Office Administrator: Georgia Crosby
Receptionist: Catherine Irick

INFORMATION TECHNOLOGY

Vice President, Information Technology: John Sullivan
Coordinator, Information Technology: Christian Barris

INTERNATIONAL BUSINESS

Executive VP, International Business & Special Events: Will Wilson
Senior Director, SUM International: Orlando Conguta
Director, International Business: Marco Liceaga
Director, International Business: Court Jeske
Manager, SUM Game Operations: Jef Thiffault
Operations Coordinator, SUM International: Art Castro
Consultant, International Business and Operations: Thom Meredith

LEGAL

Senior Vice President and General Counsel: William Z. Ordower
Legal Counsel: Giselle Torres
Legal Counsel: Brett Lashbrook
Administrator, Legal: Jasmin Rivera

MARKETING & COMMUNITY RELATIONS

Manager, Marketing: Charlie Shin
Director, Community Relations: Jan Greenberg
Coordinator, Community Relations: Katie Proudman
Creative Director: Thibault Chevillard
Traffic Coordinator: Michele DeMaria
Graphic Designer: Nate Ripp
Graphic Designer: Brian Keyrouze
Coordinator, Marketing Programs: Jesse Perl
MLSsoccer.com and FutbolMLS.com
Editor-in-Chief, MLSsoccer.com: Greg Lalas
Managing Editor: Jonah Freedman
Editor, FutbolMLS.com: Kristel Valencia
Director, Video Content, MLS Digital: Jason Saghini
Digital Content Manager: Shawn Francis
Director, Product Development and Club Services, MLS Digital: Chris Bettin
Lead Producer: Scott Riddell
Multimedia Coordinator/Editor for Broadcasting: Daniel Haiek

PARTNERSHIP MARKETING

Vice President, Partnership Marketing: David Wright
Senior Director, Partnership Marketing: Russell Sargeant
Director, Hispanic Business: Camilo Durana
Marketing Operations Manager: Craig McCarthy
Manager, Partnership Marketing: Casey Romany
Account Executive, Partnership Marketing: Emily Behncke
Account Executive, Partnership Marketing: Ixchel Salgado
Account Executive, Partnership Marketing: Lina Staropoli
Coordinator, Partnership Marketing: Brendan Fitzgerald

SPECIAL EVENTS

Vice President, Special Events: Jen Maurillo
Manager, Special Events: Lindsay Nevins
Manager, Special Events: Alexandra Rieben

MLS Team Contact Information

EASTERN CONFERENCE				WESTERN CONFERENCE			
CHICAGO FIRE				CHIVAS USA			
TOYOTA PARK Press Box	(708) 496-6887			The Home Depot Center Press Box		(310) 630-2288	
Main Office	(708) 594-7200			Main Office		(310) 630-4550	
Brendan Hannan	OFC: (708) 496-6725			Rodrigo Ochoa	OFC: (310) 630-3619		
BHannan@chicago-fire.com	CELL: (720) 937-8962			rochoa@cdchivasusa.com	CELL: (310) 974-2987		
				Richard Castillo	OFC: (310) 630 4583		
				rcastillo@cdchivasusa.com	CELL: (310) 982-3656		
COLUMBUS CREW				COLORADO RAPIDS			
Crew Stadium Press Box	(614) 447-4289			Dick's Sporting Goods Park Press Box		(303) 727-3555	
Main Office	(614) 447-2739			Main Office		(303) 727-3500	
Dave Stephany	OFC: (614) 447-4190			David Lindholm	OFC: (303) 727-3503		
DStephany@TheCrew.com	CELL: (614) 989-3500			DLindholm@dsgpark.com	CELL: (720) 320-9302		
Marco Rosa	OFC: (614) 447-4176			Rachel Sweeney	OFC: (303) 727-3508		
MRosa@TheCrew.com	CELL: (919) 349-0491			RSweeney@dsgpark.com	CELL: (303) 512-3014		
D.C. UNITED				FC DALLAS			
RFK Stadium Press Box	(202) 547-0927			FC Dallas Stadium Press Box		(214) 705-8738	
Main Office	(202) 587-5000			Main Office		(214) 705-6700	
Doug Hicks	OFC: (202) 587-5448			Cesar I. Velasco	OFC: (469) 365-0198		
DHicks@dcunited.com	CELL: (703) 989-7158			Cvelasco@fcdallas.net	CELL: (214) 636-8990		
Boris Flores	OFC: (202) 587-5452			Leigh Anne Gullett	OFC: (469) 365-0054		
BFlores@dcunited.com	CELL: (703) 989-2771			LGullett@fcdallas.net	CELL: (210) 259-7865		
Kyle Sheldon	OFC: (202) 587-5450			Jason Minnick	OFC: (469) 365-0068		
KSheldon@dcunited.com	CELL: (571) 334-8649			JMinnick@fcdallas.net	CELL: (570) 764-0294		
Nicolas Fernandez	OFC: (202) 587-5440						
nfernandez@dcunited.com	CELL: (912) 695-2540						
HOUSTON DYNAMO				LA GALAXY			
BBVA Compass Stadium Press Box	TBD			The Home Depot Center Press Box		(310) 630-2288	
Main Office	(713) 276-7500			Main Office		(310) 630-2200	
Lester Gretsch	OFC: (713) 276-7522			Patrick Donnelly	OFC: (310) 630-2214		
LGretsch@houstondynamo.com	CELL: (832) 633-0632			PDonnelly@lagalaxy.com	CELL: (310) 617-7010		
Matt Pedersen	OFC: (713) 276-7520			Justin Pearson	OFC: (310) 630-2216		
mpedersen@houstondynamo.com	CELL: (832) 794-8673			JPearson@lagalaxy.com	CELL: (310) 617-2198		
Jonathan Kaplan	OFC: (713) 276-7588			Jaime Cardenas	OFC: (310) 630-2215		
JKaplan@houstondynamo.com	CELL: (516) 965-4664			JCardenas@lagalaxy.com	CELL: (310) 995-8561		
SPORTING KANSAS CITY				PORTLAND TIMBERS			
LIVESTRONG Sporting Park Press Box	(913) 912-7675			JELD-WEN Field Press Box		TBD	
Main Office	(913) 387-3400			Main Office		(503) 553-5400	
Rob Thomson	OFC: (913) 387-3405			Chris Metz	OFC: (503) 553-5433		
RThomson@sportingkc.com	CELL: (913) 226-6024			CMetz@portlandtimbers.com	CELL: (503) 358-3608		
Kurt Austin	OFC: (913) 951-3554			Marc Kostic	OFC: (503) 553-5415		
KAustin@sportingkc.com	CELL: (816) 516-0577			MKostic@portlandtimbers.com	CELL: (425) 890-2354		
Josh Whisenhunt	OFC: (913) 387-3428			Rob Morse	OFC: (503) 553-5529		
JWhisenhunt@sportingkc.com	CELL: (802) 558-1874			RMorse@portlandtimbers.com	CELL: (541) 556-9387		
Alice Schroeder	OFC: (913) 387-3423						
aschroeder@sportingkc.com	CELL: (913) 302-1565						
NEW ENGLAND REVOLUTION				REAL SALT LAKE			
Gillette Stadium Press Box	(508) 384-1960			Rio Tinto Stadium Press Box		(801) 727-2777	
Main Office	(508) 543-8200			Main Office		(801) 727-2701	
Lizz Summers	OFC: (508) 549-0496			Trey Fitz-Gerald	OFC: (801) 727-2717		
LizzSummers@revolutionssoccer.net	CELL: (617) 571-2219			TFitz@realsaltlake.com	CELL: (801) 856-8877		
Missy Wade	OFC: (508) 384-4372						
MissyW@revolutionssoccer.net	CELL: (508) 505-8648						
Tim Miller	OFC: (508) 549-0468			SAN JOSE EARTHQUAKES			
TimM@revolutionssoccer.net	CELL: (508) 455-7551			Oakland Alameda County Coliseum Press Box		(510) 563-2294	
				Buck Shaw Stadium Press Box		(408) 554-5107	
				Main Office		(408) 556-7700	
				Jed Mettee	OFC: (408) 556-7723		
				JMettee@searthquakes.com	CELL: (408) 613-8172		
				Frank Stranzl	OFC: (408) 556-7774		
				FStranzl@searthquakes.com	CELL: (707) 696-1931		
MONTREAL IMPACT				SEATTLE SOUNDERS FC			
Stade Saputo Press Box	TBD			CenturyLink Field Press Box		(206) 381-7237	
Main Office	(514) 328-3668			Main Office		(425) 381-7555	
Patrick Vallee	OFC: (514) 328-3668 x227			Frank MacDonald	OFC: (425) 203-8310		
Patrick.Vallee@impactmontreal.com	CELL: (514) 919-0539			FrankM@soundersFC.com	CELL: (425) 457-0701		
Eric Forest	OFC: (514) 328-3668 x267			Mike Ferris	OFC: (425) 203-8304		
Eric.Forest@impactmontreal.com	CELL: (514) 799-2817			MikeFe@soundersfc.com	CELL: (425) 457-9001		
				Suzanne Lavender	OFC: (425) 203-8024		
				SuzanneL@seahawksoundersfc.com	CELL: (206) 730-7549		
PHILADELPHIA UNION				VANCOUVER WHITECAPS FC			
PPL Park Press Box	(610) 859-3254/3255			BC Place Press Box		TBD	
Main Office	(610) 497-1657			Main Office		(604) 669-9283	
Aimee Cicero	OFC: (610) 497-8186			Carly Thorson Jokic	OFC: (604) 669-9283 x2260		
ACicero@philadelphiaunion.com	CELL: (610) 209-3657			cthorsanjokic@whitecapsfc.com	CELL: (604) 753-8915		
				Nathan Vanstone	OFC: (604) 629-2251		
				NVanstone@whitecapsfc.com	CELL: (778) 228-7177		
				Jenna Visram	OFC: (604) 669-9283 ext. 2260		
				JVisram@whitecapsfc.com	CELL: (604) 355-9283		
				Brandon Timko			
				BTimko@whitecapsfc.com	OFC: (604) 669-9283 ext. 2292		
					CELL: (604) 355-1245		
TORONTO FC							
BMO Field Press Box	(416) 263-5863						
Main Office	(416) 815-5400						
Mike Masaro	OFC: (416) 815-5400 x 5375						
MMasaro@torontofc.ca	CELL: (416) 716-1311						

2012 MLS PLAYER RULES AND REGULATIONS SUMMARY

I. MLS ROSTER COMPOSITION

A Major League Soccer club's first team roster is comprised of up to 30 players. All 30 players are eligible for selection to each 18-player game-day squad during the regular season and playoffs.

Salary & Budget

- Players occupying roster spots 1-20 count against the club's 2012 salary budget of \$2,810,000, and are referred to collectively as the club's Salary Budget Players.

- o Roster spots 19 and 20 are not required to be filled, and teams may spread their salary budget across only 18 Salary Budget Players. A minimum salary budget charge will be imputed against a team's salary budget for each unfilled senior roster slot below 18.

- o The maximum budget charge for a single player is \$350,000.*
- o A Designated Player over the age of 23 counts as \$350,000 against the club's salary budget, unless the player joins his club in the middle of the season, in which case his budget charge will be \$175,000.
- o A Designated Player 20 years old or younger** (referred to as Young Designated Players or Young DPs) counts as \$150,000 against the club's salary budget
- o A Designated Player 21-23 years old** counts as \$200,000 against the club's salary budget.
- o The budget charge for the midseason signing of a Young DP is \$150,000 and this amount cannot be lowered with allocation funds.
- o Clubs will not have to buy the third DP roster slot to accommodate a Young Designated Player whereas clubs are normally required to buy that slot for a one-time fee of \$250,000.
- o Clubs are responsible for all amounts above the budget charge for all Designated Players.

* See section entitled Allocation Money below, under Player Acquisition Mechanisms, for details on buying down a player's budget charge.

** Age of player is determined by year (not date) of birth.

- Players occupying roster spots 21-30 do not count against the club's salary budget, and are referred to collectively as the club's Off-Budget Players (maximum of 10 per team).

- o All Generation adidas players are Off-Budget players.
- o Players occupying roster spots 1-24 will earn at least \$44,000 in 2012.
- o Players occupying roster spots 25-30 will earn at least \$33,750 in 2012.
- o Clubs may elect to leave up to two of these roster spots (25-30) vacant and use \$35,000 for each empty spot as allocation money.
- o Clubs may sign up to two Homegrown Players contracts above the minimum salary and similar to Generation adidas player contract amounts.

Age Designations

- Any player making \$33,750 must be under the age 25 (does not turn 25 or older in 2012)

Domestic/International

- In 2012, a total of 152 international slots are divided among the 19 clubs. Each club began with eight international slots, which are tradable. There is no limit on the number of international slots on each club's roster.

- o The remaining roster slots must belong to domestic players. For clubs based in the United States, a domestic player is either a U.S. citizen, a permanent resident (green card holder) or the holder of other special status (e.g., refugee or asylum status).

- The three MLS clubs based in Canada – Montreal Impact, Toronto FC and Vancouver Whitecaps FC – began with eight international slots, but their domestic slots may be filled with either Canadian or U.S. domestic players.

- o MLS clubs based in Canada are required to have a minimum of three Canadian domestic players on their rosters.
- o Players with the legal right to work in Canada are considered Canadian domestic players (i.e., Canadian citizen, permanent resident, part of a protected class).

2012 MLS PLAYER RULES AND REGULATIONS SUMMARY

NOTE: The terms Homegrown and Generation adidas are used to describe mechanisms by which players are acquired. They are not roster designations. All players' roster slots are determined by their compensation and/or age as outlined above.

II. PLAYER ACQUISITION MECHANISMS

MLS teams may acquire players and add them to their rosters via the following mechanisms:

(A) ALLOCATION RANKING

The allocation ranking is the mechanism used to determine which MLS club has first priority to acquire a U.S. National Team player who signs with MLS after playing abroad, or a former MLS player who returns to the League after having gone to a club abroad for a transfer fee. The allocation rankings may also be used in the event two or more clubs file a request for the same player on the same day when the discovery period opens in December. The allocations will be ranked in reverse order of finish for the 2011 season, taking playoff performance into account.

Once the club uses its allocation ranking to acquire a player, it drops to the bottom of the list. A ranking can be traded, provided that part of the compensation received in return is the other club's ranking. At all times, each club is assigned one ranking. The rankings reset at the end of each MLS League season.

Allocation Money

Allocation money is a resource available to clubs in addition to their respective salary budgets.

A club may receive allocation money for:

- (1) failure to qualify for the MLS Cup Playoffs;
- (2) the transfer of a player to a club outside of MLS for value;
- (3) expansion status;
- (4) qualification for the CONCACAF Champions League;
- (5) trading in up to two Off-Budget roster spots;
- (6) funds from purchased third designated player roster spots.

Each year the MLS Competition Committee determines the allocation amount to be made available to each club. Allocation money can be traded by clubs. Allocation money does not count against a club's salary budget and can be used:

- To sign players new to MLS (that is, a player who did not play in MLS during the previous season).
- To re-sign an existing MLS player, subject to League approval.
- To "buy-down" a player's salary budget charge below the League maximum of \$350,000.
- In connection with the exercise of an option to purchase a player's rights or the extension of a player's contract for the second year provided the player was new to MLS in the immediately prior year.

NOTE: To protect the interests of MLS and its clubs during discussions with prospective players or clubs in other leagues, amounts of allocation money held by each club will not be shared publicly.

(B) DESIGNATED PLAYER

The Designated Player Rule allows clubs to acquire up to three players whose salaries exceed their budget charges, with the club bearing financial responsibility for the amount of compensation above each player's budget charge. Designated Player slots may be used to acquire players new to MLS or to retain current MLS players, subject to League approval.

In 2012, a Designated Player over the age of 23** will carry a salary budget charge of \$350,000, unless the player joins his club in the middle of the season, in which case his budget charge will be \$175,000.

A Designated Player 20 years old or younger** counts as \$150,000 against the club's salary budget and a Designated Player 21-23 years old counts as \$200,000 against the club's salary budget.

Clubs have the option of "buying down" the budget charge of a Designated Player with allocation money. The reduced charge may not be less than \$150,000.

The budget charge for the midseason signing of a young Designated Player (23 years old and younger) is \$150,000 and this amount cannot be lowered with allocation funds.

2012 MLS PLAYER RULES AND REGULATIONS SUMMARY

Each club has two Designated Player slots and clubs are allowed to “purchase” a third Designated Player slot for a one-time fee of \$250,000 that will be dispersed in the form of allocation money to all clubs that do not have three Designated Players. Clubs will not have to buy the third DP roster slot to accommodate Designated Players 23 years old and younger.

Designated Player slots are not tradable.

** Age of player is determined by year (not date) of birth.

(C) SUPERDRAFT

The 2012 MLS SuperDraft, held Jan. 12 in Kansas City, Mo., consisted of two rounds of 19 picks for a total of 38 player selections. A supplemental draft was held Jan. 17 via teleconference and consisted of four rounds of 19 picks.

The majority of draft prospects are NCAA college seniors who have exhausted their college eligibility. Generation adidas players and non-collegiate international players are also eligible for selection in the SuperDraft and supplemental draft. Clubs may nominate players for the League’s draft-eligible list, and only players from that list may be selected.

Generation adidas is a joint program between MLS and adidas that is dedicated to developing exceptional domestic talent in a professional environment. Each year, a handful of top domestic underclassmen and youth national team players are signed to the league and placed in the SuperDraft through this program. Generation adidas players also receive an educational stipend.

Draft Order: The Montreal Impact held the first overall selection in the 2012 MLS SuperDraft as expansion clubs are always given the top spot in the SuperDraft and the Supplemental Draft. The next eight selections went to clubs that did not qualify for the 2011 MLS Cup Playoffs beginning with the club with fewest regular season points (3 points per win, one point per tie). The remaining ten positions were ranked by fewest regular season points among the teams that were eliminated in the same round of the MLS Cup Playoffs.

Unless claimed on waivers, a player who was drafted by a particular team through the SuperDraft or supplemental draft and did not sign with the League, is placed on that team’s “College Protected List” until the second December 31 following the draft in question, after which the team loses the rights to the player.

(D) TRADES

Players, SuperDraft and Supplemental draft picks, allocation money, allocation rankings, and international player slots may all be exchanged in trades approved by the MLS League Office, provided all of the necessary rules regarding roster and salary budget compliance are met and the trade is completed during a valid trading period. No trades may occur after the Roster Freeze Deadline of September 15, 2012 at 5 p.m. ET.

(E) DISCOVERY SIGNINGS

Clubs may make discovery claims on players not yet under MLS contract who are not subject to the allocation ranking or lottery mechanisms.

Each club has the opportunity to make six discovery signings per season (expansion teams may make 10 discovery signings in their inaugural season). A club may have up to 10 discovery claims on unsigned players at any time and may remove or add players at any time. The last day for discovery player signings is September 15, 2012 – coinciding with the roster freeze date and trade deadline.

The six discovery signings can be used to fill senior roster spots only. If multiple clubs claim the same player using a discovery, the club that filed the claim first will have first rights to the player. Discovery claims expire following each season. If the League and player are unable to reach an agreement during the season, the club that first filed the discovery retains the right of first refusal in the event the player is later signed by the League.

Note: To protect interests of MLS clubs in scouting and negotiations with prospective players, the League office will not publicize the names of players on club discovery lists, nor specify if a discovery claim has been filed on a particular player.

2012 MLS PLAYER RULES AND REGULATIONS SUMMARY

(F) HOME GROWN PLAYER SIGNINGS

A club may sign a player to his first professional contract without subjecting him to the MLS SuperDraft if the player has trained for at least one year in the club's youth development program and has met the League's Homegrown Player criteria. Players joining MLS through this mechanism are known as Homegrown Players.

There is no limit to the number of Homegrown Players a club may sign in a given year.

(G) RE-ENTRY PROCESS

The 2012 Re-Entry Process will commence after MLS Cup. The priority order for the Re-Entry Draft is reverse order of finish in 2012, taking into account playoff performance.

Available to all teams in Stage 1 of the Re-Entry draft will be:

1. Players who are at least 23 years old and have a minimum of three years experience in MLS whose options were not exercised by their clubs (available at option salary for 2013).
2. Players who are at least 25 years old with a minimum of four years of MLS experience who are out of contract and whose club does not wish to re-sign them at their previous salary (available for at least their 2012 salary).
3. Players who are at least 30 years old with a minimum of eight years of MLS experience who are out of contract and whose club does not wish to re-sign them (available for at least 105% of their 2012 salary).

Players who are not selected in Stage 1 of the Re-Entry Draft will be made available in Stage 2. Clubs selecting players in Stage 2 will negotiate a new salary with the player.

Players who remain unselected after Stage 2 will be available to any MLS club on a first come, first serve basis.

(H) WAIVERS

A team may place a player on waivers at any time during the regular season at which point he is made available to all other teams. The waiver claiming period shall commence on the first business day after the League delivers notice to teams and shall expire at 5 p.m. EST on the second business day after the Waiver Period Commencement Date. The claiming period is 48 hours.

The Waiver Draft order is determined via points per game once all teams have played at least three MLS League games. If the waiver takes place prior to all teams playing in at least three League games, priority shall be granted based upon the prior year's performance, taking playoff performance first, with teams eliminated from playoff contention at the same stage separated according to their point totals through the end of the regular season. New expansion teams shall be at the bottom of the waiver order.

Once a team selects a player off waivers, that club is automatically moved to the bottom of the priority list for subsequent waiver selections in a given season, regardless of its points-per-game total. Players who may be placed on the MLS waiver wire are as follows:

- (i) A player waived by an MLS team in the current season;
- (ii) A player who completed his college eligibility within the past season, who was not made available in the SuperDraft or Supplemental Draft;
- (iii) A player who has remaining college eligibility (and was not made available in the SuperDraft or Supplemental Draft), but the League at its discretion and after taking into account exceptional circumstances determines the player may be offered an MLS contract;
- (iv) A player who has played in MLS previously where his last MLS team does not wish to exercise their right of first refusal, except in the case of returning U.S. National Team players as stated above.
- (v) A player who was drafted in the SuperDraft or supplemental draft, and who after a trial with the club is not offered a contract by the first Monday of June.

2012 MLS PLAYER RULES AND REGULATIONS SUMMARY

(I) LOTTERY

Some players shall be assigned to MLS teams via the weighted Lottery process. Any team assigned a player through the lottery in any particular season shall not be assigned another lottery player that season unless and until all teams have received a lottery player or have agreed to waive their option to participate in a Lottery. The players made available through lotteries include:

- (i) Generation adidas players signed after the MLS SuperDraft;
- (ii) Draft eligible players to whom an MLS contract was offered but who failed to sign with the League prior to the Draft.

The weighted lottery takes into consideration each team's performance over its last 34 regular season games and the most recent postseason. The team with the worst record over its last 34 regular season games (dating back to previous season if necessary and taking playoff performance into account) will have the greatest probability of winning the lottery. Teams are not required to participate in a lottery. Players are assigned via the lottery system in order to prevent a player from potentially influencing his destination club with a strategic holdout.

(J) EXTREME HARDSHIP CALL-UPS

Teams may add players to their roster in cases of "extreme hardship" as follows: (1) a club with three goalkeepers on its 30-man roster, but has less than two available goalkeepers or (2) a team has less than 15 available players. Extreme hardship call-ups are made on a game-by-game basis.

(K) SEASON-ENDING INJURY REPLACEMENTS

A team with a player lost to a season-ending injury can place the player on the Season Ending Injury List and replace that player on its roster, while remaining responsible for the full amount of the injured player's salary. A player can be placed on the season-ending injury list once another player has been signed as a replacement (provided the team has budget space). International player limits still apply at the time a season-ending replacement is made (with the player being replaced not counting against those limits).

(L) SHORT-TERM INJURY REPLACEMENTS

A player who has a short-term injury can be placed on the Disabled List once another player has been signed as a replacement (provided the team has budget space). The team will remain responsible for the full amount of the injured player's salary on the salary budget. Note: the injured player will have to sit out a minimum of six MLS League matches before he can rejoin the team's roster.

International player limits still apply at the time a short-term replacement is made (with the player being replaced not counting against those limits).

NOTE: No changes may be made to a team's active full roster during the period beginning on September 16, 2012 (day after Roster Freeze Date) through the day after MLS Cup. Nevertheless, a team may obtain players in accordance with the extreme hardship rules and procedures to replace players who are injured or otherwise legitimately unavailable after the Roster Freeze Date. Any other replacements after the Roster Freeze Date may only be made in exceptional circumstances in the League's sole and absolute discretion.

III. METHODS OF RELEASING PLAYERS

(A) WAIVERS

Teams may waive players based on performance at any time during the MLS season. Players with guaranteed contracts will continue to have their salary budget charge applied to the team salary budget, subject to any settlement. Players on semi-guaranteed contracts can be waived prior to July 1 of any year and free up the corresponding budget space. If a player on a semi-guaranteed contract is waived after July 1, his salary budget charge will count against the team's salary budget and the team waiving the player will not receive a replacement except under the normal player acquisition mechanisms. Any settlement amount will be charged to the team's salary budget.

(B) TRANSFERS AND LOANS

An MLS player may be transferred or loaned at any time to a team outside the League (subject to that team's Federation's transfer window), subject to the consent of the player.

2012 MLS PLAYER RULES AND REGULATIONS SUMMARY

The registration windows – the dates between which MLS may request the transfer certificate of a player under contract in another country – are as follows:

January 21 – April 15 (Primary Window)

June 27 – July 27 (Secondary Window)

(C) CONTRACT EXPIRATION

When a player's contract expires, the player does not count against the roster or budget of the team in question. Subject to the Re-Entry Draft rules, a team retains the rights to the player indefinitely following the expiration of a contract only if attempts were made to re-sign the player.

(D) BUYOUT OF GUARANTEED CONTRACT

Teams may have the ability to buyout one guaranteed player as follows:

- A Team may buy out one (1) guaranteed player (including a DP's) contract during the off-season and free up the corresponding budget space. Such a buyout is at the particular MLS Team's own expense.
- A Team may not free up budget space with a buyout of a player's salary budget charge during the season. Such a buyout will be conducted by the League and count on a Club's budget in a manner consistent with current MLS guidelines season. Such a buyout will be conducted by the League and count on a Club's budget in a manner consistent with current MLS guidelines.

IV. RIGHT OF FIRST REFUSAL

Right of first refusal grants one MLS club the first opportunity to add a player to its roster in the event that the player signs with MLS. Holding a right of first refusal applies only within MLS and does not indicate holding of the player's International Transfer Certificate.

OUT OF CONTRACT PLAYERS / OPTIONS NOT PICKED UP: Subject to the Re-Entry Draft rules, a team retains the right of first refusal to the player indefinitely only if attempts were made to re-sign the player.

DRAFTED BUT NOT SIGNED: A player who was drafted by a particular team through the SuperDraft or supplemental draft and did not sign, or who as of the first Monday in June is not offered a contract after a trial and clears waivers, is placed on that team's "College Protected List" until the second December 31 immediately following the draft in question, after which the team loses the rights to sign the player.

PLAYER TRANSFERRED OUTSIDE MLS: If a team receives allocation money as a result of a player's transfer, the team does not retain a right of first refusal.

Chicago Fire

FRONT OFFICE ADDRESS

7000 South Harlem Ave.
Bridgeview, IL 60455
Phone: (708) 594-7200
Fax: (708) 496-6050

CHIEF CLUB OFFICIALS

Investor/Operator: Andrew Hauptman / Andell, Inc.
Managing Director, Andell Sports Group: Javier Leon
President: Julian Posada
Chief Operating Officer: Atul Khosla
Vice President of Soccer Operations: Guillermo Petrei
Vice President of Operations: Dan Garnett
Vice President of Marketing and Communications: Emigdio Gamboa
Vice President of Ticket Sales: Mike Ernst
Vice President of Corporate Partnerships: Dave Beck
Executive Director of The Chicago Fire Foundation: Jessica Yavitz
Director of Player Personnel: Mike Jeffries
Director of Human Resources: Deanna Swanson
Controller: Pawel Szyrnalik

TEAM INFORMATION

Head Coach: Frank Klopas
Assistant Coach: Mike Matkovich
Assistant Coach: Leo Percovich
Goalkeeping Coach: Aron Hyde
Strength and Conditioning Coach: Tony Jouaux
Head Athletic Trainer: Bo Leonard
Assistant Athletic Trainer: Matt Zalewski
Director of Team Operations: Ron Stern
Director of Soccer and Team Development: Paul Cadwell
Head Equipment Manager: Charles Raycroft
Assistant Equipment Manager: Allan Araujo

TEAM MEDICAL INFORMATION

Team Medical Director: Dr. Gilberto Muñoz
Team Orthopedic Physician: Dr. Jason Koh
Team Chiropractor: Dr. Aaron Wolfe
Team Podiatrist: Dr. Megan Leahy
Team Physical Therapist: Mike Shirilla
Team Vision Specialist: Dr. Stephen Beckerman
Massage Therapist: Jake Bronowski

STADIUM INFORMATION

TOYOTA PARK
7000 South Harlem Ave.
Bridgeview, IL 60455
MLS Capacity: 20,000 Seats
Field Size: 75 x 120 yards
Press Box Phone: 708.496.6891



PRACTICE FACILITY

Toyota Park
7000 South Harlem Ave.
Bridgeview, IL 60455
Phone: (708) 594-7200

VISITING TEAM HOTEL

Swissotel
323 E. Wacker Dr.
Chicago, IL 60601

BROADCAST INFORMATION

TBD

PR DIRECTORY

Brendan Hannan, Communications Manager
O: (708) 496-6725 C: (720) 937-8962
bhannan@chicago-fire.com

Jeff Crandall, Communications Associate/Team Writer

O: (708) 708-6753 C: (734) 751-4820
jcrandall@chicago-fire.com

FC Dallas vs. Chicago Fire

ALL-TIME REGULAR-SEASON RESULTS

FC Dallas record: 20-11-4
Home games: 12-3-2 (38 GF, 22 GA)
Road games: 8-8-2 (29 GF, 31 GA)

Year	Score	Result	Venue
06/17/1998	DAL 0 at CHI 1	L	Soldier Field
07/01/1998	DAL 1 at CHI 4	L	Soldier Field
07/04/1998	DAL 0 vs CHI 1	L	Cotton Bowl
09/10/1998	DAL 3 vs CHI 2	W	Cotton Bowl
04/10/1999	DAL 0 at CHI 0	SOW	Soldier Field
07/02/1999	DAL 1 at CHI 1	SOL	Soldier Field
07/04/1999	DAL 1 vs CHI 2	L	Cotton Bowl
08/22/1999	DAL 3 vs CHI 3	SOW	Cotton Bowl
03/18/2000	DAL 4 vs CHI 2	W	Cotton Bowl
05/24/2000	DAL 3 at CHI 4	L	Soldier Field
08/16/2000	DAL 3 vs CHI 0	W	Cotton Bowl
08/30/2000	DAL 0 at CHI 4	L	Soldier Field
04/21/2001	DAL 3 vs CHI 2	W (OT)	Cotton Bowl
07/21/2001	DAL 1 at CHI 2	L (2OT)	Soldier Field
09/08/2001	DAL 2 at CHI 2	T (2OT)	Soldier Field
06/15/2002	DAL 3 at CHI 1	W	Cardinal Stadium
08/10/2002	DAL 3 vs CHI 1	W	Cotton Bowl
06/18/2003	DAL 1 at CHI 4	L	Cardinal Stadium
09/20/2003	DAL 2 vs CHI 0	W	Dragon Stadium
04/17/2004	DAL 2 at CHI 0	W	Soldier Field
08/28/2004	DAL 4 vs CHI 1	W	Cotton Bowl
04/02/2005	DAL 2 vs CHI 1	W	Cotton Bowl
06/12/2005	DAL 0 at CHI 2	L	Soldier Field
04/01/2006	DAL 3 vs CHI 2	W	FC Dallas Stadium
07/15/2006	DAL 3 at CHI 2	W	Toyota Park
05/17/2007	DAL 2 at CHI 1	W	Toyota Park
09/20/2007	DAL 1 vs CHI 1	T	FC Dallas Stadium
06/15/2008	DAL 1 vs CHI 0	W	FC Dallas Stadium
09/21/2008	DAL 4 at CHI 1	W	Toyota Park
03/21/2009	DAL 1 vs CHI 3	L	FC Dallas Stadium
05/31/2009	DAL 3 at CHI 0	W	Toyota Park
05/27/2010	DAL 1 at CHI 1	T	Toyota Park
10/02/2010	DAL 3 vs CHI 0	W	FC Dallas Stadium
03/19/2011	DAL 1 vs CHI 1	T	FC Dallas Stadium
10/12/2011	DAL 2 at CHI 1	W	Toyota Park
All-Time Postseason Results			
10/16/1999	DAL 2 vs CHI 1	W	Cotton Bowl
10/23/1999	DAL 0 at CHI 4	L	Soldier Field
10/27/1999	DAL 3 vs CHI 2	W	Cotton Bowl
09/20/2001	DAL 0 at CHI 2	L	Soldier Field
09/23/2001	DAL 1 vs CHI 1	T (2OT)	Cotton Bowl
09/29/2001	DAL 0 at CHI 2	L	Soldier Field

All-Time Regular-Season Series Leaders

	FC Dallas	Fire
Goals	7 Jason Kreis	8 Ante Razov
Assists	8 Jason Kreis	8 Peter Nowak
Shots	44 Jason Kreis	51 Ante Razov
Shots on Goal	23 Jason Kreis	27 Ante Razov
Fouls Committed	35 Chad Deering	37 C.J. Brown
Fouls Suffered	37 Oscar Pareja	40 Peter Nowak
Wins	7 Matt Jordan	10 Zach Thornton
Losses	4 Matt Jordan	11 Zach Thornton
Shutouts	2 Jordan/Sala	5 Zach Thornton
Saves	49 Matt Jordan	86 Zach Thornton
Goals Allowed	22 Matt Jordan	38 Zach Thornton

All-Time Regular-Season Series Game Highs

	FC Dallas	Fire
Goals	2 - 5 players tied	2 - 8 players tied
Assists	2 - 5 players tied	3 Diego Gutierrez (5/24/00)
Shots	8 - Kenny Cooper (6/15/08)	9 Hristo Stoichkov (7/21/01)
Shots on Goal	5 - Ariel Graziani (3/18/00)	5 Ante Razov (5/24/00)
Fouls Committed	7 - Valakari/O'Brien	6 C.J. Brown (6/15/02)
Fouls Suffered	5 - Pareja/Ferreira	7 - 4 players tied
Saves	8 - Matt Jordan (5/24/00)	11 Zach Thornton (4/21/01)
Goals Allowed	4 - 4 players tied	4 - 3 players tied



	FC Dallas				Fire			
Category	1	2	OT	Tot.	1	2	OT	Tot.
Goals	32	34	1	67	19	33	1	53
Shots	187	228	3	418	166	247	4	417
Shots on Goal	91	107	1	199	70	113	4	187
Fouls	305	318	7	630	225	238	2	465
Offsides	42	43	0	85	35	41	0	76
Corner Kicks	67	83	0	150	82	116	1	199
Goals Scored in 15-Minute Intervals								
	1-15	16-30	31-45	46-60	61-75	76-90	OT	Total
DAL	11	9	12	8	10	16	1	67
CHI	4	6	9	12	7	14	1	53

Chivas USA

FRONT OFFICE ADDRESS

18400 Avalon Blvd., Suite 500
Carson, CA 90746
310-630-4550
310-630-4551

CHIEF CLUB OFFICIALS

Antonio Cue/ Investor, President
Jose Domene/General Manager

TEAM INFORMATION

Robin Fraser/Head Coach
Greg Vanney/Assistant Coach
Carlos Llamosa/Assistant Coach
Nick Theslof/Technical Director and Assistant Coach
Daniel Gonzales/Goalkeeper Coach
Jim Liston/Strength and Conditioning Coach
Kevin Esparza/Team Administrator
Josh Beaumont/Athletic Trainer
Raul Guerrero/Head Equipment Manager
Jose Vargas/Assistant Equipment Manager
Anthony Garcia/Assistant Athletic Trainer
Miguel Torres/Message Therapist

TEAM MEDICAL INFORMATION

Dr. Michael Gerhardt, M.D./ Team Physician
Dr. Dave Wallis, M.D./ Team Physician
Holly Silvers, M.P.T. / Team Physical Therapist

STADIUM INFORMATION

The Home Depot Center
18400 Avalon Blvd., Suite 500
Carson, CA 90746
Capacity: 27,000
Press Box Phone Number: (310) 630-2288
Press Box Fax: (310) 630-2289
Field Dimensions: 120 yards by 75 yards
Largest Attendance for an MLS Game: 27,000
(Multiple occasions)

PRACTICE FACILITY

The Home Depot Center
18400 Avalon Blvd., Suite 500
Carson, CA 90746

VISITING TEAM HOTEL

Torrance Marriott South Bay
3635 Fashion Way
Torrance, CA, 90503
Phone: (310) 316-3636
Fax: (310) 543-6076



BROADCAST INFORMATION

TV: PRIME/KDOC
Radio: W Radio

PR DIRECTORY

Eduard Cauich
Communications Manager
ecauich@cdchivasusa.com
Office: (310) 630-4554
Cell: (310) 982-3656

David Lindholm
Communications Coordinator
dlindholm@cdchivasusa.com
Office: (310) 630-4552
Cell: (310) 974-2987

Juan Paz
Multimedia Coordinator
jpaz@cdchivasusa.com
Office: (310) 630-4575

FC Dallas vs. Chivas USA

All-Time Regular-Season Results

FC Dallas record: 10-5-4

Home games: 5-2-3 (11 GF, 8 GA)

Road games: 5-3-1 (15 GF, 13 GA)

Year	Score	Result	Venue
04/16/2005	DAL 3 at CHV 1	W	The Home Depot Center
05/22/2005	DAL 5 at CHV 2	W	The Home Depot Center
06/22/2005	DAL 2 vs CHV 1	W	Cotton Bowl
08/27/2005	DAL 2 vs CHV 2	T	FC Dallas Stadium
06/11/2006	DAL 2 vs CHV 1	W	FC Dallas Stadium
07/01/2006	DAL 0 at CHV 3	L	The Home Depot Center
09/09/2006	DAL 1 at CHV 1	T	The Home Depot Center
09/13/2006	DAL 0 vs CHV 1	L	FC Dallas Stadium
05/26/2007	DAL 0 at CHV 2	L	The Home Depot Center
07/04/2007	DAL 2 vs CHV 0	W	FC Dallas Stadium
10/11/2007	DAL 0 vs CHV 0	T	FC Dallas Stadium
03/30/2008	DAL 1 vs CHV 1	T	FC Dallas Stadium
04/20/2008	DAL 2 at CHV 0	W	The Home Depot Center
03/29/2009	DAL 0 vs CHV 2	L	FC Dallas Stadium
04/25/2009	DAL 0 at CHV 2	L	The Home Depot Center
06/26/2010	DAL 2 at CHV 1	W	The Home Depot Center
08/21/2010	DAL 1 vs CHV 0	W	FC Dallas Stadium
06/18/2011	DAL 2 at CHV 1	W	The Home Depot Center
07/31/2011	DAL 1 vs CHV 0	W	FC Dallas Stadium

All-Time Regular-Season Series Leaders

	FC Dallas	Chivas USA
Goals	4 Carlos Ruiz	2 - 4 players tied
Assists	5 Ronnie O'Brien	3 Juan Pablo Garcia
Shots	23 Kenny Cooper	22 Ante Razov
Shots on Goal	14 Carlos Ruiz	6 Kijestian/Razov
Fouls Committed	18 Simo Valakari	15 Paulo Nagamura
Fouls Suffered	19 Carlos Ruiz	22 Francisco Mendoza
Wins	4 Kevin Hartman	2 Guzan/Thornton
Losses	3 Dario Sala	3 Brad Guzan
Shutouts	2 Hartman/Sala	3 Brad Guzan
Saves	32 Dario Sala	31 Brad Guzan
Goals Allowed	9 Dario Sala	11 Brad Guzan

All-Time Regular-Season Series Game Highs

	FC Dallas	Chivas USA
Goals	1 25 players tied	2 Claudio Suarez (7/1/06)
Assists	2 Ronnie O'Brien	3 Juan Pablo Garcia (7/1/06)
Shots	6 3 players tied	6 Isaac Romo (5/22/05)
Shots on Goal	4 Ruiz/Cooper	3 Ante Razov (5/26/07)
Fouls Committed	9 Juan Toja (7/4/07)	6 Thiago Martins (4/16/05)
Fouls Suffered	6 David Ferreira (8/21/10)	5 Francisco Mendoza (twice)
Saves	7 Dario Sala (3/30/08)	6 3 players tied
Goals Allowed	3 Dario Sala (7/1/06)	5 Martin Zuniga (5/22/05)



	FC Dallas				Chivas USA			
Category	1	2	OT	Tot.	1	2	OT	Tot.
Goals	11	15	0	26	7	14	0	21
Shots	112	127	0	239	100	121	0	221
Shots on Goal	44	58	0	102	36	46	0	82
Fouls	125	104	0	229	121	130	0	251
Offsides	23	43	0	66	30	35	0	65
Corner Kicks	38	54	0	92	45	57	0	102

Goals Scored in 15-Minute Intervals

	1-15	16-30	31-45	46-60	61-75	76-90	OT	Total
DAL	1	5	5	3	4	8	0	26
CHV	1	3	3	6	3	5	0	21

Colorado Rapids

COLORADO RAPIDS

Dick's Sporting Goods Park
6000 Victory Way
Commerce City, CO 80022
(303) 272-3500
www.ColoradoRapids.com

CLUB OFFICIALS

Investor/Operator: Stan Kroenke; Kroenke Sports Enterprises
President: Tim Hinchey
Technical Director: Paul Bravo
Vice President, Commercial Operations: Jeff Jacobsen

TEAM INFORMATION

Head Coach: Oscar Pareja
Assistant Coach: Wilmer Cabrera
Assistant Coach: Paul Caffrey
Goalkeeper Coach: David Kramer
Fitness Coach: John Ireland
Team Administrator: Erik Carlson
Equipment Manager: Carlos Garcia

TEAM MEDICAL INFORMATION

Head Athletic Trainer: Jaime Rojas
Team Physician: Dr. Wayne Gersoff

STADIUM INFORMATION

Dick's Sporting Goods Park
6000 Victory Way
Commerce City, CO 80022
Phone: (303) 727-3500
Fax: (303) 727-3536
Press Box Phone: (303) 727-3555
Press Box Fax: (303) 727-3334
Capacity: 18,086
Field Size: 75 x 120
Team Colors: Burgundy, White and Onyx
Largest Soccer Attendance: 19,680 vs. Chicago Fire on July 4, 2009

PRACTICE FACILITY

Dick's Sporting Goods Park
6000 Victory Way
Commerce City, CO 80022

VISITING TEAM HOTEL

Denver Marriott City Center
1701 California Street
Denver, CO 80202
(800) 228-9290
www.marriott.com



BROADCAST INFORMATION

Television Partner (English): Altitude Sports & Entertainment
Talent: Play-by-play – Todd Romero; Analyst – Marcelo Balboa
English Radio: Mile High Sports Radio
Talent: Play-by-play – Todd Romero; Analyst – Marcelo Balboa
Spanish Radio: ESPN Deportes Radio
Talent: Play-by-play – Esdrel Peinado

PR DIRECTORY

David Lindholm
Director of Media Relations
Office: (303) 727-3503
Mobile: (720) 320-9302
Email: dlindholm@dsgpark.com

Rachel Sweeney
Media Relations Coordinator
Office: (303) 727-3508
Mobile: (303) 512-3014
Email: rsweeney@dsgpark.com

Twitter: @ColoradoRapids
Facebook: facebook.com/ColoradoRapids
YouTube: youtube.com/ColoradoRapids

FC Dallas vs. Colorado Rapids

All-Time Regular-Season Results

FC Dallas record: 24-17-10

Home games: 18-5-4 (49 GF, 26 GA)

Road games: 7-13-6 (35 GF, 37 GA)

Year	Score	Result	Venue
04/21/1996	DAL 1 at COL 3	L	Mile High Stadium
05/29/1996	DAL 0 at COL 2	L	Mile High Stadium
06/15/1996	DAL 1 vs COL 1	SOW	Cotton Bowl
07/27/1996	DAL 3 vs COL 0	W	Cotton Bowl
04/20/1997	DAL 4 vs COL 1	W	Cotton Bowl
04/23/1997	DAL 0 at COL 1	L	Mile High Stadium
07/20/1997	DAL 4 at COL 2	W	Mile High Stadium
08/31/1997	DAL 4 vs COL 1	W	Cotton Bowl
03/21/1998	DAL 1 vs COL 1	SOW	Cotton Bowl
05/16/1998	DAL 2 vs COL 1	W	Cotton Bowl
08/15/1998	DAL 1 at COL 0	W	Mile High Stadium
09/26/1998	DAL 1 at COL 3	L	Mile High Stadium
05/08/1999	DAL 1 vs COL 1	SOL	Cotton Bowl
06/19/1999	DAL 1 at COL 2	L	Mile High Stadium
07/31/1999	DAL 0 vs COL 2	L	Cotton Bowl
08/18/1999	DAL 3 at COL 0	W	Mile High Stadium
03/25/2000	DAL 0 vs COL 1	L	Cotton Bowl
06/28/2000	DAL 0 at COL 1	L	Mile High Stadium
05/05/2001	DAL 0 vs COL 1	L	Cotton Bowl
06/16/2001	DAL 6 at COL 3	W	Mile High Stadium
05/18/2002	DAL 3 vs COL 1	W	Cotton Bowl
06/08/2002	DAL 4 vs COL 1	W	Cotton Bowl
07/27/2002	DAL 2 at COL 2	T (2OT)	Invesco Field at Mile High
09/01/2002	DAL 2 at COL 3	L	Invesco Field at Mile High
06/21/2003	DAL 3 vs COL 1	W	Dragon Stadium
08/09/2003	DAL 0 at COL 2	L	Invesco Field at Mile High
09/06/2003	DAL 1 at COL 2	L	Invesco Field at Mile High
10/25/2003	DAL 4 vs COL 3	W	Dragon Stadium
04/03/2004	DAL 1 vs COL 1	T	Cotton Bowl
06/19/2004	DAL 1 at COL 1	T	Invesco Field at Mile High
08/07/2004	DAL 1 vs COL 0	W	Cotton Bowl
09/04/2004	DAL 1 at COL 2	L	Invesco Field at Mile High
04/09/2005	DAL 0 at COL 0	T	Invesco Field at Mile High
05/18/2005	DAL 2 vs COL 1	W	Cotton Bowl
06/25/2005	DAL 3 at COL 1	W	Invesco Field at Mile High
10/08/2005	DAL 0 vs COL 0	T	FC Dallas Stadium
04/15/2006	DAL 2 at COL 2	T	Invesco Field at Mile High
06/24/2006	DAL 1 vs COL 0	W	FC Dallas Stadium
07/29/2006	DAL 4 vs COL 1	W	FC Dallas Stadium
08/30/2006	DAL 2 at COL 0	W	Invesco Field at Mile High
04/22/2007	DAL 3 vs COL 1	W	FC Dallas Stadium
06/23/2007	DAL 1 at COL 0	W	Dick's Sporting Goods Park
08/04/2007	DAL 1 vs COL 0	W	FC Dallas Stadium
06/01/2008	DAL 1 at COL 2	L	Dick's Sporting Goods Park
07/19/2008	DAL 2 vs COL 2	T	FC Dallas Stadium
09/04/2008	DAL 0 vs COL 1	L	FC Dallas Stadium
06/24/2009	DAL 1 at COL 1	T	Dick's Sporting Goods Park
07/11/2009	DAL 0 at COL 1	L	Dick's Sporting Goods Park
10/17/2009	DAL 2 vs COL 1	W	FC Dallas Stadium
07/31/2010	DAL 1 at COL 1	T	Dick's Sporting Goods Park
10/09/2010	DAL 2 vs COL 2	T	FC Dallas Stadium
04/08/2011	DAL 3 vs COL 0	W	FC Dallas Stadium
10/01/2011	DAL 0 at COL 1	L	Dick's Sporting Goods Park

All-Time Postseason Results

Year	Score	Result	Venue
10/12/1997	DAL 0 vs COL 1	L	Cotton Bowl
10/15/1997	DAL 1 at COL 2	L	Mile High Stadium
09/25/2002	DAL 4 vs COL 2	W	Cotton Bowl
09/28/2002	DAL 0 at COL 1	L	Invesco Field at Mile High
10/02/2002	DAL 1 vs COL 2	T (2OT)	Cotton Bowl
10/22/2005	DAL 0 at COL 0	T	Invesco Field at Mile High
10/29/2005	DAL 2 vs COL 2	SOL (2OT)	Pizza Hut Park
10/21/2006	DAL 2 at COL 1	W	Invesco Field at Mile High
10/28/2006	DAL 2 vs COL 3	L (2OT)	Pizza Hut Park
11/21/2010	DAL 1 vs COL 2	L (2OT)	BMO Field

All-Time Regular-Season Series Leaders

	FC Dallas	Rapids
Goals	8 Jason Kreis	7 John Spencer
Assists	7 Kreis/Pareja	6 Chris Henderson
Shots	73 Jason Kreis	55 Chris Henderson
Shots on Goal	35 Jason Kreis	23 Chris Henderson
Fouls Committed	36 Kreis/Pareja	37 Kyle Beckerman
Fouls Suffered	48 Oscar Pareja	32 Chris Henderson
Wins	7 Mark Dodd	4 Marcus Hahnemann
Losses	8 Matt Jordan	6 Joe Cannon
Shutouts	4 Dario Sala	2 - 9 Matt Pickens
Saves	55 Mark Dodd	47 Marcus Hahnemann
Goals Allowed	21 Matt Jordan	18 Joe Cannon

All-Time Regular-Season Series Game Highs

	FC Dallas	Rapids
Goals	3 Bobby Rhine (6/8/02)	2 - 6 players tied
Assists	3 Antonio Martinez (5/18/02)	2 - 5 players tied
Shots	8 Gerrell Elliott (7/27/96)	8 Harris/Spencer
Shots on Goal	5 Elliott/Washington	4 - 5 players tied
Fouls Committed	6 Toni Nhleko (9/6/03)	6 Jean Harbor (5/29/96)
Fouls Suffered	8 Oscar Pareja (6/8/02)	6 Chung/Gomez
Saves	9 Mark Dodd (6/15/96)	10 Marcus Hahnemann
Goals Allowed	3 - 5 players tied	6 Adin Brown (6/16/01)



----- FC Dallas -----

Category	1	2	OT	Tot.
Goals	41	46	0	87
Shots	323	371	6	700
Shots on Goal	135	173	2	310
Fouls	362	384	0	746
Offsides	92	80	0	172
Corner Kicks	114	136	4	254

----- Rapids -----

	1	2	OT	Tot.
Goals	31	33	0	64
Shots	295	408	1	704
Shots on Goal	124	159	0	283
Fouls	363	342	2	707
Offsides	62	60	0	122
Corner Kicks	124	158	0	282

Goals Scored in 15-Minute Intervals

	1-15	16-30	31-45	46-60	61-75	76-90	OT	Total
DAL	9	14	18	15	15	16	0	87
COL	11	12	8	11	9	13	0	64

Columbus Crew

FRONT OFFICE ADDRESS

Columbus Crew
One Black & Gold Blvd.
Columbus, Ohio 43211
Main: (614) 447-2739
Fax: (614) 447-4109

CHIEF CLUB OFFICIALS

Investor/Operator:
The Hunt Family and a group of local investors

CHIEF EXECUTIVES

President, Hunt Sports Group: John Wagner
President & General Manager: Mark McCullers

TEAM INFORMATION

Technical Director: Brian Bliss
Head Coach: Robert Warzycha
Assistant Coaches: Ricardo Iribarren, Mike Lapper,
Vojislav "Scoop" Stanisic

ATHLETIC TRAINING STAFF

Head Athletic Trainer: Dave Lagow
Assistant Athletic Trainer: Skylar Richards
Strength & Conditioning Coach: Michael Tremble,
CSCS

Director, Team Operations: Tucker Walther
Equipment Manager: Rusty Wummel

TEAM MEDICAL INFORMATION

Team Doctor: Pete Edwards, MD
Sports Medicine Providers: OhioHealth Sports Medicine

STADIUM INFORMATION

Columbus Crew Stadium
One Black & Gold Blvd.
Columbus, Ohio 43211
Capacity: 20,145
Field Size: 115 yards x 75 yards
Largest MLS attendance: 24,741
Press Box Phone: (614) 447-4289

PRACTICE FACILITY

Crew Training Center at Obetz
4153 Alum Creek Dr.
Obetz, Ohio 43207
Main: (614) 492-1283



VISITING TEAM HOTEL

Hyatt on Capitol Square
75 E. State Street
Columbus, Ohio 43215
Main: (614) 228-1234

BROADCAST INFORMATION

Local TV:
English – ONN
Local Radio:
English – 610 WTVN
Spanish – WVKO-FM La Mega 103.1

PR DIRECTORY

Sr. Director of Communications:
Dave Stephany
Office: (614) 447-4190
dstephany@thecrew.com

Communications Manager:

Marco Rosa
Office: (614) 447-4176
mrosa@thecrew.com

FC Dallas vs. Columbus Crew

All-Time Regular-Season Results

FC Dallas record: 16-16-8

Home games: 12-5-2 (34 GF, 20 GA)

Road games: 4-11-6 (21 GF, 34 GA)

Year	Score	Result	Venue
05/05/1996	DAL 0 vs CLB 0	SOW	Cotton Bowl
07/31/1996	DAL 2 at CLB 1	W	Ohio Stadium
08/14/1996	DAL 2 vs CLB 2	SOL	Cotton Bowl
04/13/1997	DAL 1 at CLB 2	L	Ohio Stadium
07/13/1997	DAL 2 at CLB 1	W	Ohio Stadium
09/06/1997	DAL 3 vs CLB 0	W	Cotton Bowl
03/29/1998	DAL 2 vs CLB 1	W	Cotton Bowl
07/25/1998	DAL 2 at CLB 1	W	Ohio Stadium
04/24/1999	DAL 2 vs CLB 0	W	Cotton Bowl
07/24/1999	DAL 1 at CLB 4	L	Crew Stadium
04/29/2000	DAL 2 vs CLB 1	W	Cotton Bowl
05/20/2000	DAL 1 at CLB 2	L	Crew Stadium
06/07/2000	DAL 3 vs CLB 2	W	Cotton Bowl
06/10/2000	DAL 1 at CLB 1	T (2OT)	Crew Stadium
05/12/2001	DAL 4 vs CLB 0	W	Cotton Bowl
06/23/2001	DAL 1 vs CLB 2	L	Cotton Bowl
07/07/2001	DAL 2 at CLB 2	T (2OT)	Crew Stadium
08/15/2001	DAL 0 at CLB 3	L	Crew Stadium
05/25/2002	DAL 1 at CLB 1	T (2OT)	Crew Stadium
06/29/2002	DAL 1 vs CLB 0	W (2OT)	Cotton Bowl
07/05/2003	DAL 0 at CLB 0	T (2OT)	Crew Stadium
08/23/2003	DAL 1 vs CLB 2	L	Dragon Stadium
09/13/2003	DAL 2 at CLB 3	L	Crew Stadium
05/01/2004	DAL 0 at CLB 0	T	Crew Stadium
07/10/2004	DAL 0 vs CLB 0	T	Cotton Bowl
07/28/2004	DAL 1 at CLB 2	L	Crew Stadium
08/20/2005	DAL 0 at CLB 1	L	Crew Stadium
10/05/2005	DAL 2 vs CLB 1	W	FC Dallas Stadium
06/03/2006	DAL 1 vs CLB 2	L	FC Dallas Stadium
09/30/2006	DAL 1 at CLB 3	L	Crew Stadium
08/11/2007	DAL 3 vs CLB 2	W	FC Dallas Stadium
10/06/2007	DAL 3 at CLB 1	W	Crew Stadium
08/16/2008	DAL 1 at CLB 2	L	Crew Stadium
08/30/2008	DAL 1 vs CLB 2	L	FC Dallas Stadium
06/20/2009	DAL 2 vs CLB 1	W	FC Dallas Stadium
08/15/2009	DAL 0 at CLB 2	L	Crew Stadium
04/10/2010	DAL 2 vs CLB 2	T	FC Dallas Stadium
08/28/2010	DAL 0 at CLB 0	T	Crew Stadium
04/01/2011	DAL 0 at CLB 2	L	Columbus Crew Stadium
07/02/2011	DAL 2 vs CLB 0	W	FC Dallas Stadium

All-Time Regular-Season Series Leaders

	FC Dallas	Crew
Goals	7 Jason Kreis	7 Brian McBride
Assists	9 Jason Kreis	6 Barros Schelotto/Cunningham
Shots	69 Jason Kreis	51 Brian McBride
Shots on Goal	29 Jason Kreis	25 Brian McBride
Fouls Committed	35 Kreis/Pareja	38 Brian Maisonneuve
Fouls Suffered	35 Oscar Pareja	36 Kyle Martino
Wins	5 Dodd/Jordan	4 William Hesmer
Losses	4 Jordan/Sala	3 William Hesmer
Shutouts	3 Matt Jordan	3 William Hesmer
Saves	43 Matt Jordan	35 William Hesmer
Goals Allowed	18 Matt Jordan	12 William Hesmer

All-Time Regular-Season Series Game Highs

	FC Dallas	Crew
Goals	2 Elliott/Thompson	2 - 3 players tied
Assists	2 - 4 players tied	2 - 8 players tied
Shots	8 Kenny Cooper (8/16/08)	9 McBride/Buddle
Shots on Goal	4 - 4 players tied	4 - 3 players tied
Fouls Committed	6 Graziani/Denilson	5 - 6 players tied
Fouls Suffered	8 Brian Haynes (8/14/96)	7 - 4 players tied
Saves	9 Matt Jordan (4/24/99)	8 Tom Presthus (6/29/02)
Goals Allowed	4 Matt Jordan (7/24/99)	4 Tom Presthus (5/12/01)



	FC Dallas				Crew			
Category	1	2	OT	Tot.	1	2	OT	Tot.
Goals	17	37	1	55	25	29	0	54
Shots	249	327	7	583	244	289	3	536
Shots on Goal	101	135	3	239	100	120	0	220
Fouls	319	307	8	634	269	266	4	539
Offsides	53	46	2	101	46	46	1	95
Corner Kicks	83	123	1	207	107	107	2	220

Goals Scored in 15-Minute Intervals

	1-15	16-30	31-45	46-60	61-75	76-90	OT	Total
DAL	6	4	7	9	7	21	1	55
CLB	5	10	10	4	13	12	0	54

D.C. United

D.C. UNITED

RFK Stadium
2400 East Capitol St. SE
Washington, DC 20003
(202) 587-5000
dcunited.com

Chief Club Officials

Executive Chairman: William H.C. Chang
President & CEO: Kevin Payne
General Manager: Dave Kasper
Executive Vice President: Stephen Zack
Chief Financial Officer: Michael Williamson
Senior Vice President, Marketing Communications: Doug Hicks
Vice President, Business Development: Dawn Ridley

TEAM INFORMATION

Head Coach: Ben Olsen
Assistant Coach: Chad Ashton
Assistant Coach: Pat Onstad
Assistant Coach: Sonny Silooy
Team Administrator: Francisco Tobar
Head Athletic Trainer: Brian Goodstein
Assistant Athletic Trainer/Assistant Strength
Coach: Pete Calabrese
Equipment Manager: David Brauzer
Assistant Equipment Manager: Tim Hall
Physical Therapist: Gabriel Manoel

TEAM MEDICAL INFORMATION

Orthopedic: James Gilbert
Dentist: Emilio Canal
Optometrist: Keith Smithson
Internal Medicine: Tim Muir
Chiropractor: Hirad N. Bagy
Chiropractor: Aleck Wong
Massage Therapist: Jennifer Roberts
General practitioner: John Ferrell III
Neurologist: Kevin Crutchfield
Neuropsychologist: Marla Shapiro

STADIUM INFORMATION

RFK Stadium
2400 East Capitol Street, SE
Washington, DC 20003
MLS Capacity: 19,647
Surface: Grass
Field dimensions: 72 x 110

TRAINING FACILITY

RFK Stadium Training Fields
2400 East Capitol Street, SE
Washington, DC 20003



VISITING TEAM HOTEL

Renaissance Washington
1143 New Hampshire Avenue NW
Washington, DC 20037
P: 202-775-0800
F: 202-331-9491

BROADCAST INFORMATION

Television Partner: Comcast SportsNet
Talent: Dave Johnson, John Harkes
Spanish Radio: La Nueva
Talent: Oscar Burgos, Joel Navas, Milton Renderos

PR DIRECTORY

Director, Marketing Communications: Kyle Sheldon
O: (202) 587-5450
C: (571) 334-8649
E: ksheldon@dcunited.com

Manager, Media Relations: Ryan Tronovitch

O: 202-587-5429
C: 607-237-3865
E: rtronovitch@dcunited.com

Coordinator, Communications: Nicolas Fernandez

O: (202) 587-5440
C: (912) 695-2540
E: nfernandez@dcunited.com

FC Dallas vs. D.C. United

All-Time Regular-Season Results

FC Dallas record: 17-13-8

Home games: 12-6-3 (37 GF, 26 GA)

Road games: 5-7-5 (27 GF, 39 GA)

Year	Score	Result	Venue
05/01/1996	DAL 1 at DC 3	L	RFK Stadium
05/18/1996	DAL 3 vs DC 2	W	Cotton Bowl
07/04/1996	DAL 1 vs DC 1	SOW	Cotton Bowl
07/07/1996	DAL 1 at DC 6	L	RFK Stadium
05/04/1997	DAL 2 vs DC 2	SOW	Cotton Bowl
05/10/1997	DAL 2 at DC 2	SOW	RFK Stadium
07/04/1997	DAL 2 vs DC 3	L	Cotton Bowl
06/07/1998	DAL 4 at DC 4	SOW	RFK Stadium
08/07/1998	DAL 0 vs DC 1	L	Cotton Bowl
06/16/1999	DAL 3 vs DC 0	W	Cotton Bowl
09/04/1999	DAL 1 at DC 4	L	RFK Stadium
05/27/2000	DAL 2 at DC 3	L	RFK Stadium
06/24/2000	DAL 0 at DC 2	L	RFK Stadium
07/08/2000	DAL 3 vs DC 0	W	Cotton Bowl
08/12/2000	DAL 1 vs DC 0	W	Cotton Bowl
06/09/2001	DAL 3 vs DC 0	W	Cotton Bowl
04/06/2002	DAL 2 vs DC 1	W	Cotton Bowl
09/19/2002	DAL 4 at DC 3	W (2OT)	RFK Stadium
05/03/2003	DAL 0 at DC 0	T (2OT)	RFK Stadium
05/31/2003	DAL 3 vs DC 2	W	Dragon Stadium
07/02/2003	DAL 1 vs DC 3	L	Dragon Stadium
06/26/2004	DAL 1 vs DC 1	T	Cotton Bowl
07/24/2004	DAL 5 vs DC 1	W	Cotton Bowl
09/11/2004	DAL 0 at DC 3	L	RFK Stadium
05/28/2005	DAL 2 at DC 0	W	RFK Stadium
09/10/2005	DAL 1 vs DC 2	L	FC Dallas Stadium
04/29/2006	DAL 1 at DC 1	T	RFK Stadium
07/04/2006	DAL 0 vs DC 1	L	FC Dallas Stadium
07/14/2007	DAL 3 at DC 3	T	RFK Stadium
09/01/2007	DAL 0 vs DC 4	L	FC Dallas Stadium
09/13/2008	DAL 2 at DC 2	T	RFK Stadium
09/28/2008	DAL 3 vs DC 0	W	FC Dallas Stadium
05/02/2009	DAL 1 at DC 2	L	RFK Stadium
09/05/2009	DAL 2 vs DC 2	T	FC Dallas Stadium
05/08/2010	DAL 1 vs DC 0	W	FC Dallas Stadium
08/14/2010	DAL 3 at DC 1	W	RFK Stadium
05/07/2011	DAL 0 at DC 0	T	RFK Stadium
07/16/2011	DAL 0 vs DC 0	T	FC Dallas Stadium

All-Time Regular-Season Series Leaders

	FC Dallas	United
Goals	11 Jason Kreis	9 Raul Diaz Arce
Assists	4 - 3 players tied	11 Jaime Moreno
Shots	70 Jason Kreis	40 Jaime Moreno
Shots on Goal	36 Jason Kreis	24 Raul Diaz Arce
Fouls Committed	37 Jason Kreis	34 Ben Olsen
Fouls Suffered	44 Jason Kreis	52 Jaime Moreno
Wins	6 Mark Dodd	3 Presthus/Rimando
Losses	4 Mark Dodd	4 Rimando/Simpson
Shutouts	3 Matt Jordan	2 Perkins/Rimando
Saves	52 Mark Dodd	30 Nick Rimando
Goals Allowed	23 Mark Dodd	13 Nick Rimando

All-Time Regular-Season Series Game Highs

	FC Dallas	United
Goals	2 - 7 players tied	4 Raul Diaz Arce (7/7/96)
Assists	2 - 7 players tied	3 Jaime Moreno (twice)
Shots	7 - 3 players tied	8 Bobby Convey (5/31/03)
Shots on Goal	6 Jason Kreis (5/27/00)	6 Raul Diaz Arce (7/7/96)
Fouls Committed	9 Arturo Alvarez (5/28/05)	9 Albright/Fred
Fouls Suffered	7 - 3 players tied	7 - 3 players tied
Saves	11 Matt Jordan (9/4/99)	7 Nick Rimando (9/10/05)
Goals Allowed	5 Mark Dodd (7/7/96)	5 Troy Perkins (7/24/04)



	FC Dallas					United			
Category	1	2	OT	Tot.		1	2	OT	Tot.
Goals	27	36	1	64		24	41	0	65
Shots	205	261	3	469		231	254	2	487
Shots on Goal	88	133	3	224		121	136	0	257
Fouls	294	266	3	563		278	294	4	576
Offsides	63	63	0	126		49	42	0	91
Corner Kicks	75	81	1	157		110	128	4	242

Goals Scored in 15-Minute Intervals

	1-15	16-30	31-45	46-60	61-75	76-90	OT	Total
DAL	7	7	13	9	12	15	1	64
DC	8	9	7	13	15	13	0	65

Houston Dynamo

HOUSTON DYNAMO

1001 Avenida de las Americas, Suite 200
Houston, TX 77010
(713) 276-7500
www.HoustonDynamo.com

CHIEF CLUB OFFICIALS

Investor/Operators: AEG, Brener International Group, Golden Boy Promotions
President, Business Operations: Chris Canetti
Senior Vice President: Rocky Harris
Senior Vice President, Business Development: Steven Powell

TEAM INFORMATION

Head Coach: Dominic Kinnear
Assistant Coaches: Wade Barrett, Steve Ralston
Goalkeepers Coach: Tim Hanley
Director, Soccer Operations: Nick Kowba
Equipment Manager: Michael Porter

TEAM MEDICAL INFORMATION

Head Athletic Trainer: Theron Enns
Assistant Athletic Trainer: Shane Caron
Head Team Physician: Kaare Kolstad, M.D.
Official Hospital: The Methodist Hospital System

STADIUM INFORMATION

BBVA Compass Stadium
2200 Texas Avenue
Houston, TX 77003
MLS Capacity: 22,000
Surface: Grass
Field Dimensions: 115 x 75 yards

PRACTICE FACILITIES

Houston Amateur Sports Park
12131 Kirby Dr. Houston, TX 77045

VISITING TEAM HOTEL

Hyatt Regency Downtown
1200 Louisiana St.
Houston TX 77002



BROADCAST INFORMATION

English TV: KPRC, Fox Sports Houston
Talent: Play-by-play – Glenn Davis; Analyst – Eddie Robinson (select games); Sideline – David Nuño
English Radio: SportsTalk 790 AM
Talent: Play-by-play – Matt Pedersen; Analyst – Eddie Robinson (select games)
Spanish TV: MultiMedios 43
Talent: Play-by-play – Ernesto Chavana; Analysts – Willie Gonzalez Heliodoro Hinojosa
Spanish Radio: La Ranchera 850 AM
Talent: Play-by-play – Daniel Mejía

PR DIRECTORY

Senior Director, Communications: Lester Gretsich
Office: (713) 276-7522
Cell: (832) 633-0632
E-mail: lgretsich@HoustonDynamo.com

Communications Manager: Jonathan Yardley
Office: (713) 276-7520
Cell: (713) 876-4500
E-mail: jyardley@HoustonDynamo.com

Digital Content Producer: Jonathan Kaplan
Office: (713) 276-7588
Cell: (516) 965-4664

Department E-mail: press@HoustonDynamo.com

FC Dallas vs. Houston Dynamo

All-Time Regular-Season Results

FC Dallas record: 3-8-7

Home games: 2-3-4 (7 GF, 11 GA)

Road games: 1-5-3 (11 GF, 15 GA)

Year	Score	Result	Venue
05/06/2006	DAL 3 at HOU 4	L	Robertson Stadium
05/13/2006	DAL 1 vs HOU 1	T	FC Dallas Stadium
08/12/2006	DAL 0 at HOU 1	L	Robertson Stadium
09/02/2006	DAL 1 vs HOU 0	W	FC Dallas Stadium
06/03/2007	DAL 1 at HOU 2	L	Robertson Stadium
06/30/2007	DAL 0 vs HOU 0	T	FC Dallas Stadium
08/19/2007	DAL 0 at HOU 1	L	Robertson Stadium
09/30/2007	DAL 0 vs HOU 3	L	FC Dallas Stadium
04/06/2008	DAL 3 at HOU 3	T	Robertson Stadium
05/28/2008	DAL 2 vs HOU 2	T	FC Dallas Stadium
06/26/2008	DAL 1 at HOU 1	T	Robertson Stadium
05/09/2009	DAL 0 at HOU 1	L	Robertson Stadium
06/13/2009	DAL 1 vs HOU 3	L	FC Dallas Stadium
08/06/2009	DAL 1 vs HOU 0	W	FC Dallas Stadium
03/27/2010	DAL 1 vs HOU 1	T	FC Dallas Stadium
05/05/2010	DAL 1 at HOU 0	W	Robertson Stadium
05/28/2011	DAL 2 at HOU 2	T	Robertson Stadium
09/24/2011	DAL 0 vs HOU 1	L	FC Dallas Stadium

All-Time Postseason Results

10/27/2007	DAL 1 vs HOU 0	W	FC Dallas Stadium
11/02/2007	DAL 1 at HOU 4	L (2OT)	Robertson Stadium

All-Time Regular-Season Series Leaders

	FC Dallas	Dynamo
Goals	4 Kenny Cooper	4 Dwayne De Rosario
Assists	2 - 4 players tied	7 Brad Davis
Shots	17 Kenny Cooper	28 Dwayne De Rosario
Shots on Goal	9 Kenny Cooper	15 Dwayne De Rosario
Fouls Committed	24 Carlos Ruiz	24 Eddie Robinson
Fouls Suffered	23 Kenny Cooper	31 Brian Ching
Wins	2 Dario Sala	7 Pat Onstad
Losses	4 Dario Sala	3 Pat Onstad
Shutouts	3 Dario Sala	4 Pat Onstad
Saves	32 Dario Sala	38 Pat Onstad
Goals Allowed	18 Dario Sala	13 Pat Onstad

All-Time Regular-Season Series Game Highs

	FC Dallas	Dynamo
Goals	2 Kenny Cooper (4/6/08)	2 De Rosario/Weaver
Assists	1 - 19 players tied	2 Brad Davis (5/6/06)
Shots	7 Jackson (9/24/11)	5 - 3 players tied
Shots on Goal	3 Cunningham/Jackson	5 Cam Weaver (6/13/09)
Fouls Committed	7 Carlos Ruiz (6/30/07)	5 Craig Waibel (8/12/06)
Fouls Suffered	6 Denilson/Ferreira	7 Brian Ching (6/30/07)
Saves	4 - 4 players tied	5 Pat Onstad (twice)
Goals Allowed	4 Dario Sala (5/6/06)	3 Onstad/Caig



	FC Dallas					Dynamo			
Category	1	2	OT	Tot.		1	2	OT	Tot.
Goals	8	10	0	18		12	14	0	26
Shots	72	100	0	172		100	85	0	185
Shots on Goal	32	36	0	68		36	40	0	76
Fouls	135	122	0	257		123	119	0	242
Offsides	11	11	0	22		37	33	0	70
Corner Kicks	34	31	0	65		45	34	0	79

Goals Scored in 15-Minute Intervals

	1-15	16-30	31-45	46-60	61-75	76-90	OT	Total
DAL	0	3	5	2	5	3	0	18
HOU	1	2	9	4	4	6	0	26

Los Angeles Galaxy

FRONT OFFICE ADDRESS

18400 Avalon Blvd.
Suite 200
Carson, CA 90746

General E-mail: customerservice@lagalaxy.com
310-630-2200 (General Phone)
310-630-2250 (General Fax)

CHIEF CLUB OFFICIALS

Investor/Operator: AEG
Chief Operating Officer, AEG: Chris McGowan
Vice President: Chris Klein

TEAM INFORMATION

General Manager and Head Coach: Bruce Arena
Associate Head Coach: Dave Sarachan
Assistant Coach and Reserve Team Head Coach:
Curt Onalfo
Assistant Coach: Jovan Kirovski
Goalkeeper Coach: Ian Feuer
Director of Soccer Operations: David Kammarman
Head Athletic Trainer: Armando Rivas
Assistant Athletic Trainer: Kurt Andrews
Chiropractor/Active Release Specialist: Shunta Shimizu
Strength and Conditioning Coach: Ben Yauss
Equipment Manager: Raul Vargas
Equipment Coordinator: Rafael Verdin
Team Administrator: Shant Kasparian

TEAM MEDICAL INFORMATION

Santa Monica Orthopaedic Group
Team Doctors:
Dr. Bert Mandelbaum
Dr. Byron Patterson

STADIUM INFORMATION

The Home Depot Center
18400 Avalon Blvd.
Carson, CA 90746
Capacity: 27,000
Field size: 120'x75'
Largest attendance for an MLS game: 30,281 (MLS Cup 2011)
Press Box Phone Number: 310-630-2288
Press Box Fax: 310-630-2289

PRACTICE FACILITY

The Home Depot Center
18400 Avalon Blvd.
Carson, CA 90746



VISITING TEAM HOTEL

Torrance Marriott South Bay
3635 Fashion Way
Torrance, CA 90503
Telephone: 310-316-3636
Fax: 310-543-6076

BROADCAST INFORMATION

English TV: Time Warner Cable Sports Net/KDOC-TV
Talent: Mark Rogondino (play-by-play) and Cobi Jones (analyst)

Spanish TV: Time Warner Cable Deportes/KWHY-TV Channel 22
Talent: Adrian Garcia Marquez (play-by-play) and Francisco Pinto (analyst)

English Radio: AM 570 and KTLK 1150 AM
Talent: Joe Tutino (play-by-play) and Ralph Perez (analyst)

Spanish Radio: ESPN Deportes KWKW 1330 AM
Talent: Rolando Gonzalez (play-by-play) and Armando Aguayo (analyst)

PR DIRECTORY

Justin Pearson, Senior Manager of Communications
Office: 310-630-2216
Cell: 310-617-2198
jpearson@lagalaxy.com

Jaime Cárdenas, Communications Coordinator
Office: 310-630-2215
Cell: 310-995-8561
jcardenas@lagalaxy.com

FC Dallas vs. Los Angeles Galaxy

All-Time Regular-Season Results

FC Dallas record: 19-26-9

Home games: 14-7-6 (47 GF, 41 GA)

Road games: 5-19-3 (28 GF, 57 GA)

Year	Score	Result	Venue
07/17/1996	DAL 5 vs LA 2	W	Cotton Bowl
08/25/1996	DAL 3 at LA 2	W	Rose Bowl
09/19/1996	DAL 1 vs LA 2	L	Cotton Bowl
09/22/1996	DAL 1 at LA 2	L	Rose Bowl
04/26/1997	DAL 1 at LA 1	SOW	Rose Bowl
07/25/1997	DAL 0 vs LA 3	L	Cotton Bowl
09/14/1997	DAL 1 vs LA 3	L	Cotton Bowl
09/19/1997	DAL 1 at LA 2	L	Rose Bowl
05/23/1998	DAL 1 at LA 4	L	Rose Bowl
06/04/1998	DAL 1 vs LA 8	L	Cotton Bowl
07/29/1998	DAL 3 vs LA 0	W	Cotton Bowl
09/02/1998	DAL 0 at LA 3	L	Rose Bowl
03/28/1999	DAL 0 at LA 0	SOL	Rose Bowl
08/14/1999	DAL 0 at LA 2	L	Rose Bowl
08/28/1999	DAL 1 vs LA 0	W	Cotton Bowl
10/03/1999	DAL 4 vs LA 3	W	Cotton Bowl
04/15/2000	DAL 1 at LA 2	L	Rose Bowl
05/13/2000	DAL 1 vs LA 1	T (2OT)	Cotton Bowl
07/01/2000	DAL 4 vs LA 2	W	Cotton Bowl
09/06/2000	DAL 1 at LA 0	W	Rose Bowl
05/19/2001	DAL 0 at LA 0	T (2OT)	Rose Bowl
06/30/2001	DAL 0 vs LA 0	T (2OT)	Cotton Bowl
04/13/2002	DAL 1 at LA 1	T (2OT)	Rose Bowl
04/20/2002	DAL 1 vs LA 1	T (2OT)	Cotton Bowl
06/22/2002	DAL 0 at LA 3	L	Rose Bowl
08/24/2002	DAL 1 vs LA 0	W (2OT)	Cotton Bowl
04/12/2003	DAL 1 vs LA 1	T (2OT)	Dragon Stadium
05/17/2003	DAL 1 vs LA 1	T (2OT)	Dragon Stadium
06/28/2003	DAL 0 at LA 3	L	The Home Depot Center
08/30/2003	DAL 1 at LA 2	L	The Home Depot Center
05/08/2004	DAL 1 vs LA 3	L	Cotton Bowl
05/29/2004	DAL 1 at LA 4	L	The Home Depot Center
09/18/2004	DAL 2 vs LA 0	W	Cotton Bowl
10/09/2004	DAL 0 at LA 2	L	The Home Depot Center
04/30/2005	DAL 0 at LA 2	L	The Home Depot Center
06/18/2005	DAL 1 vs LA 0	W	Cotton Bowl
09/21/2005	DAL 4 vs LA 1	W	FC Dallas Stadium
10/01/2005	DAL 1 at LA 2	L	The Home Depot Center
05/10/2006	DAL 1 vs LA 0	W	FC Dallas Stadium
08/20/2006	DAL 0 at LA 2	L	The Home Depot Center
10/07/2006	DAL 2 vs LA 1	W	FC Dallas Stadium
10/14/2006	DAL 2 at LA 5	L	The Home Depot Center
04/12/2007	DAL 2 at LA 1	W	The Home Depot Center
06/09/2007	DAL 3 vs LA 1	W	FC Dallas Stadium
09/23/2007	DAL 1 at LA 2	L	The Home Depot Center
05/18/2008	DAL 1 vs LA 5	L	FC Dallas Stadium
07/27/2008	DAL 4 vs LA 0	W	FC Dallas Stadium
10/26/2008	DAL 2 at LA 2	T	The Home Depot Center
05/23/2009	DAL 1 vs LA 1	T	FC Dallas Stadium
09/12/2009	DAL 6 at LA 3	W	The Home Depot Center
05/20/2010	DAL 0 vs LA 1	L	FC Dallas Stadium
10/24/2010	DAL 1 at LA 2	L	The Home Depot Center
05/01/2011	DAL 2 vs LA 1	W	FC Dallas Stadium
08/06/2011	DAL 1 at LA 3	L	The Home Depot Center

All-Time Postseason Results

Year	Score	Result	Venue
10/05/1997	DAL 0 at LA 0	SOW	Rose Bowl
10/08/1997	DAL 3 vs LA 0	W	Cotton Bowl
10/01/1998	DAL 1 at LA 6	L	Rose Bowl
10/04/1998	DAL 2 vs LA 3	L	Cotton Bowl
10/31/1999	DAL 1 at LA 2	L	Rose Bowl
11/07/1999	DAL 2 vs LA 2	SOW	Cotton Bowl
11/11/1999	DAL 1 at LA 3	L	Rose Bowl
11/14/2010	DAL 3 at LA 0	W	The Home Depot Center

All-Time Regular-Season Series Leaders

	FC Dallas	Galaxy
Goals	10 Jason Kreis	9 Landon Donovan
Assists	7 Jason Kreis	11 Cobi Jones
Shots	85 Jason Kreis	52 Cobi Jones
Shots on Goal	39 Jason Kreis	27 Jones/Ruiz
Fouls Committed	42 Jason Kreis	32 Cobi Jones
Fouls Suffered	48 Oscar Pareja	85 Cobi Jones
Wins	5 Matt Jordan	16 Kevin Hartman
Losses	7 Mark Dodd	9 Kevin Hartman
Shutouts	6 Matt Jordan	9 Kevin Hartman
Saves	69 Mark Dodd	130 Kevin Hartman
Goals Allowed	30 Mark Dodd	31 Kevin Hartman

All-Time Regular-Season Series Game Highs

	FC Dallas	Galaxy
Goals	2 - 7 players tied	3 Karapetyan/Buddle
Assists	2 - 9 players tied	3 - 3 players tied
Shots	10 Jason Kreis (6/30/01)	8 Carlos Ruiz (8/30/03)
Shots on Goal	5 Eck/Cooper	5 Hurtado/Ruiz
Fouls Committed	9 Daniel Peinado (4/26/97)	6 - 3 players tied
Fouls Suffered	7 Damian (5/23/98)	7 Peter Vagenas (6/22/02)
Saves	11 Mark Dodd (9/19/96)	10 Kevin Hartman (twice)
Goals Allowed	8 Mark Dodd (6/4/98)	6 Donovan Ricketts (9/12/09)



	-----FC Dallas-----					-----Galaxy-----			
Category	1	2	OT	Tot.		1	2	OT	Tot.
Goals	40	34	1	75		41	57	0	98
Shots	337	342	10	689		356	412	12	780
Shots on Goal	156	158	2	316		155	198	5	358
Fouls	410	367	17	794		391	349	10	750
Offsides	66	102	0	168		47	74	2	123
Corner Kicks	107	122	10	239		130	197	3	330

Goals Scored in 15-Minute Intervals

	1-15	16-30	31-45	46-60	61-75	76-90	OT	Total
DAL	11	11	18	9	10	15	1	75
LA	8	16	17	16	17	24	0	98

New England Revolution

NEW ENGLAND REVOLUTION

Gillette Stadium
One Patriot Place
Foxborough, MA 02035
(877) 438-7387
www.revolutionsoccer.net

CHIEF CLUB OFFICIALS

Investor/Operators: Robert K. Kraft, Jonathan A. Kraft and the Kraft Family
President: Brian Bilello
General Manager: Michael Burns

TEAM INFORMATION

Head Coach: Jay Heaps
Assistant Coaches: Jay Miller, TBA
Goalkeepers Coach: Remi Roy
Strength & Conditioning Coach: Nick Downing
Soccer Operations Manager: Nick Kropelin
Soccer Operations Coordinator: Jason Gove
Equipment Manager: Scott Emmens

TEAM MEDICAL INFORMATION

Head Athletic Trainer: Sean Kupiec
Assistant Athletic Trainer: Evan Allen
Massage Therapist: Glenn O'Connor
Team Chiropractor: Dr. Michael Weinman
Head Team Physician: Scott Martin, M.D.
Team Physicians: Luke Oh, M.D. (orthopedist),
Patty Gibbons, M.D. (head team internist), Stuart Klein, M.D. (team internist)
Primary Hospital: Massachusetts General Hospital (Boston, Mass.)

GILLETTE STADIUM

One Patriot Place, Foxborough, MA 02035
Press Box Phone Number: (508) 384-1960
MLS Capacity: 20,000 (expandable)
Surface: FieldTurf Duraspine PRO
Field Dimensions: 106 x 75 yards
Largest Soccer Attendance: 67,584 (Brazil vs. Mexico, Sept. 12, 2007)
Team Colors: Blue, white and red

PRACTICE FACILITIES

Gillette Stadium Practice Fields and Dana Farber Field-House
Gillette Stadium
One Patriot Place
Foxborough, MA 02035



VISITING TEAM HOTEL

Renaissance Hotel & Spa at Patriot Place
28 Patriot Place
Foxborough, MA 02035
(508) 543-5500

BROADCAST INFORMATION

Television Partner (English): Comcast SportsNet New England
Talent: Play-by-play – Brad Feldman; Analyst – Jeff Causey; Sideline – Damon Amendolara
English Radio: 98.5 The Sports Hub
Talent: Play-by-play – Brad Feldman; Analyst – Jeff Causey; Sideline – Damon Amendolara

PR DIRECTORY

Director of Communications: Lizz Summers
Office: (508) 549-0496
Mobile: (617) 571-2219
Email: lizzs@revolutionsoccer.net

Communications Coordinator: Alex Kantor
Office: (508) 549-0468
Mobile: (508) 455-7551
Email: alexx@revolutionsoccer.net

PR Fax: (508) 549-0405

PR Email: media@revolutionsoccer.net

Twitter: @NERevolution

Facebook: facebook.com/NERevolution

Flickr: flickr.com/NERevolution

YouTube: youtube.com/NERevolutionSoccer

Instagram: instagram.com/NERevolution

FC Dallas vs. New England Revolution

All-Time Regular-Season Results

FC Dallas record: 11-23-3

Home games: 6-11-2 (22 GF, 28 GA)

Road games: 5-12-1 (24 GF, 37 GA)

Year	Score	Result	Venue
06/23/1996	DAL 4 at NE 1	W	Foxboro Stadium
09/04/1996	DAL 1 at NE 2	L	Foxboro Stadium
09/07/1996	DAL 0 vs NE 2	L	<u>Cotton Bowl</u>
03/29/1997	DAL 0 vs NE 1	L	Cotton Bowl
06/01/1997	DAL 1 at NE 3	L	Foxboro Stadium
06/22/1997	DAL 2 at NE 2	SOL	Foxboro Stadium
09/25/1997	DAL 1 vs NE 2	L	<u>Cotton Bowl</u>
06/27/1998	DAL 3 at NE 3	SOW	Foxboro Stadium
07/18/1998	DAL 1 vs NE 3	L	<u>Cotton Bowl</u>
06/26/1999	DAL 2 vs NE 0	W	Cotton Bowl
09/24/1999	DAL 1 at NE 0	W	Foxboro Stadium
04/08/2000	DAL 2 vs NE 1	W	Cotton Bowl
08/02/2000	DAL 2 at NE 1	W	<u>Foxboro Stadium</u>
07/04/2001	DAL 1 vs NE 1	T (ZOT)	Cotton Bowl 0
08/04/2001	DAL 1 at NE 5	L	<u>Foxboro Stadium</u>
05/11/2002	DAL 0 at NE 2	L	Gillette Stadium
09/14/2002	DAL 1 vs NE 2	L	<u>Cotton Bowl</u>
04/26/2003	DAL 1 vs NE 2	L	Dragon Stadium
07/16/2003	DAL 2 at NE 1	W	Gillette Stadium
10/04/2003	DAL 1 vs NE 4	L	<u>Dragon Stadium</u>
06/12/2004	DAL 3 vs NE 1	W	Cotton Bowl
08/11/2004	DAL 0 vs NE 3	L	Cotton Bowl
10/02/2004	DAL 0 at NE 2	L	<u>Gillette Stadium</u>
07/16/2005	DAL 2 at NE 3	L	Gillette Stadium
08/13/2005	DAL 1 vs NE 2	L	<u>FC Dallas Stadium</u>
05/20/2006	DAL 4 vs NE 0	W	FC Dallas Stadium
06/28/2006	DAL 0 at NE 1	L	<u>Gillette Stadium</u>
04/29/2007	DAL 0 vs NE 1	L	FC Dallas Stadium
09/15/2007	DAL 2 at NE 4	L	<u>Gillette Stadium</u>
04/24/2008	DAL 0 vs NE 1	L	FC Dallas Stadium
06/06/2008	DAL 1 at NE 2	L	<u>Gillette Stadium</u>
04/04/2009	DAL 1 at NE 2	L	Gillette Stadium
09/30/2009	DAL 1 vs NE 0	W	<u>Cotton Bowl</u>
05/01/2010	DAL 1 at NE 1	T	Gillette Stadium
09/22/2010	DAL 2 vs NE 2	T	<u>FC Dallas Stadium</u>
06/04/2011	DAL 1 vs NE 0	W	FC Dallas Stadium
09/10/2011	DAL 0 at NE 2	L	Gillette Stadium

All-Time Regular-Season Series Leaders

	FC Dallas	Revolution
Goals	7 Jason Kreis	14 Taylor Twellman
Assists	7 Jason Kreis	7 Steve Ralston
Shots	45 Jason Kreis	56 Taylor Twellman
Shots on Goal	21 Jason Kreis	37 Taylor Twellman
Fouls Committed	29 Deering/Kreis	28 Shalrie Joseph
Fouls Suffered	33 Jason Kreis	30 Shalrie Joseph
Wins	4 Matt Jordan	10 Matt Reis
Losses	7 Mark Dodd	4 Matt Reis
Shutouts	2 Matt Jordan	6 Matt Reis
Saves	46 Mark Dodd	70 Matt Reis
Goals Allowed	19 Mark Dodd	17 Matt Reis

All-Time Regular-Season Series Game Highs

	FC Dallas	Revolution
Goals	2 Carlos Ruiz (twice)	3 Taylor Twellman (7/16/05)
Assists	2 Diego Sonora (6/23/96)	2 - 4 players tied
Shots	7 Maicon Santos (9/10/11)	8 Taylor Twellman (9/14/02)
Shots on Goal	5 Kenny Cooper (4/4/09)	5 Taylor Twellman (twice)
Fouls Committed	7 Deering/Valakari	6 - 3 players tied
Fouls Suffered	7 Daniel Peinado (3/29/97)	7 Keegan/Cancela
Saves	11 D.J. Countess (7/16/03)	14 Aidan Heaney (9/7/96)
Goals Allowed	5 Matt Jordan (8/4/01)	4 Heaney/Reis



	-----FC Dallas-----				-----Revolution-----			
Category	1	2	OT	Tot.	1	2	OT	Tot.
Goals	23	2	0	46	31	34	0	65
Shots	223	286	1	510	224	226	3	453
Shots on Goal	123	121	0	244	114	137	1	252
Fouls	279	279	2	560	272	268	0	540
Offsides	67	62	0	129	41	56	0	97
Corner Kicks	105	128	0	233	94	104	0	198

Goals Scored in 15-Minute Intervals

	1-15	16-30	31-45	46-60	61-75	76-90	OT	Total
DAL	6	7	10	3	10	10	0	46
NE	10	8	13	7	9	18	0	65

New York Red Bulls

Red Bull New York
Red Bull Arena
600 Cape May Street
Harrison, NJ 07029

CHIEF CLUB OFFICIALS

Investor/Operator: Red Bull GmbH
General Manager/Sporting Director: Erik Soler
President, Business Operations: Chris Heck
Chief Financial Officer: Luis-Miguel Garcia
Vice President, Ticket Operations: Terence Davis
Vice President, Sales and Marketing: Matt O'Neil
Vice President, Business Development: Mika Ohiorhenuan
Vice President, Sales and Corporate Sponsorships: Ron Erskine
Vice President, Communications and Community Relations: Jurgen Mainka

TEAM INFO

Head Coach: Hans Backe
Assistant Coach: Jan Halvor Halvorsen
Assistant Coach: Mike Petke
Goalkeeping Coach: Todd Hoffard
Technical Director: Ricardo Campos
Performance Director: James Murphy
Head of Scouting: Cris Da Silva
Video and Performance Analyst: David Lee
Strength and Conditioning Coach: Jeremy Holsopple
Assistant Strength and Conditioning Coach: Cris Rodriguez
Head Athletic Trainer: Damien Franolich
Assistant Athletic Trainer: Melvyn Pamplona
Performance Analyst: David Alvarez
Team Administrator: Juan Romero
Equipment Manager: Fernando Ruiz
Assistant Equipment Manager: Sean Ruiz

TEAM MEDICAL INFORMATION

Team Medical Director/Orthopedic Surgeon: Riley Williams III, MD, PC
Associate Orthopedic Surgeons: Bryan Kelly, MD, David S Levine, MD, Michael Shindle
General Physician: Michael Farber, MD
Team Cardiologist: Sanjeev Patel, MD
General Dentist: W. Robert Howarth, DDS
Chiropractor: Jason Levy, DC
Massage Therapist: Traci Snyder

STADIUM INFORMATION

Red Bull Arena
600 Cape May Street
Harrison, NJ 07029
Press Box Phone Number: TBA
Capacity: 25,000



PRACTICE FACILITIES

Montclair State University
1 Normal Avenue
Montclair, NJ 07043

OFFICIAL TEAM HOTEL

TBD

Broadcast Info:

Local Television: MSG Network
Local Radio: TBD

PR DIRECTORY

Jurgen Mainka, Vice President, Communications and Community Relations
O: (973) 268-7247 C: (646) 752-9911
jurgen.mainka@newyorkredbulls.com

Brian Tsao, Director of Communications

O: (973) 268-7246 C: (201) 988-3817
brian.tsao@newyorkredbulls.com

Frank Della Femina, Senior Manager, New Media

O: (973) 268-7243 C: (973) 432-1386
frank.dellafemina@newyorkredbulls.com

Chris Celletti, Communications Assistant

O: (973) 268-7255
christopher.celletti@newyorkredbulls.com

FC Dallas vs. New York Red Bulls

All-Time Regular-Season Results

FC Dallas record: 16-18-4
Home games: 8-8-2 (29 GF, 25 GA)
Road games: 8-10-2 (30 GF, 29 GA)

Year	Score	Result	Venue
06/02/1996	DAL 0 vs MET 1	L	Cotton Bowl
06/19/1996	DAL 0 at MET 0	SOL	Giants Stadium
07/10/1996	DAL 2 at MET 3	L	Giants Stadium
06/15/1997	DAL 3 vs MET 1	W	Cotton Bowl
08/23/1997	DAL 1 vs MET 2	L	Cotton Bowl
09/16/1997	DAL 1 at MET 0	W	Giants Stadium
05/06/1998	DAL 1 at MET 0	W	Giants Stadium
08/29/1998	DAL 2 vs MET 0	W	Cotton Bowl
06/05/1999	DAL 5 at MET 2	W	Giants Stadium
08/04/1999	DAL 2 vs MET 0	W	Cotton Bowl
07/05/2000	DAL 1 at MET 2	L	Giants Stadium
08/26/2000	DAL 4 vs MET 6	L	Cotton Bowl
04/28/2001	DAL 2 at MET 3	L	Giants Stadium
08/11/2001	DAL 3 vs MET 0	W	Cotton Bowl
05/04/2002	DAL 2 at MET 1	W	Giants Stadium
07/04/2002	DAL 2 vs MET 0	W	Cotton Bowl
08/17/2002	DAL 3 at MET 1	W	Giants Stadium
09/05/2002	DAL 1 vs MET 3	L	Cotton Bowl
05/24/2003	DAL 1 at MET 2	L	Giants Stadium
07/19/2003	DAL 1 vs MET 2	L (OT)	Dragon Stadium
10/11/2003	DAL 0 at MET 0	T (2OT)	Giants Stadium
06/05/2004	DAL 2 at MET 0	W	Giants Stadium
08/15/2004	DAL 1 at MET 0	W	Giants Stadium
09/25/2004	DAL 0 vs MET 2	L	Cotton Bowl
07/27/2005	DAL 2 at MET 3	L	Giants Stadium
08/06/2005	DAL 2 vs MET 2	T	FC Dallas Stadium
05/24/2006	DAL 2 at NY 1	W	Giants Stadium
07/08/2006	DAL 2 vs NY 1	W	FC Dallas Stadium
04/15/2007	DAL 0 at NY 3	L	Giants Stadium
04/26/2007	DAL 0 vs NY 1	L	FC Dallas Stadium
04/12/2008	DAL 2 vs NY 0	W	FC Dallas Stadium
06/21/2008	DAL 0 at NY 1	L	Giants Stadium
07/04/2009	DAL 2 vs NY 1	W	FC Dallas Stadium
08/23/2009	DAL 2 at NY 3	L	Giants Stadium
04/17/2010	DAL 1 at NY 2	L	Red Bull Arena
09/16/2010	DAL 2 vs NY 2	T	FC Dallas Stadium
07/23/2011	DAL 2 at NY 2	T	Red Bull Arena
09/17/2011	DAL 0 vs NY 1	L	FC Dallas Stadium

All-Time Postseason Results

Year	Score	Result	Venue
09/15/2000	DAL 1 at MET 2	L (2OT)	Giants Stadium
09/20/2000	DAL 1 vs MET 2	L	Cotton Bowl
10/26/2011	DAL 0 vs NY 2	L	FC Dallas Stadium

All-Time Regular-Season Series Leaders

	FC Dallas	Red Bulls
Goals	11 Jason Kreis	10 Clint Mathis
Assists	7 Oscar Pareja	4 Alex Comas
Shots	69 Jason Kreis	40 Clint Mathis
Shots on Goal	33 Jason Kreis	21 Clint Mathis
Fouls Committed	39 Jason Kreis	19 Petke/Stammmler
Fouls Suffered	41 Jason Kreis	32 Tab Ramos
Wins	6 Matt Jordan	5 Howard/Meola
Losses	4 Dodd/Jordan	5 Tony Meola
Shutouts	3 Dodd/Jordan	2 Meola/Walker
Saves	37 Mark Dodd	48 Tim Howard
Goals Allowed	17 Matt Jordan	19 Tim Howard

All-Time Regular-Season Series Game Highs

	FC Dallas	Red Bulls
Goals	2 - 6 players tied	5 Clint Mathis (8/26/00)
Assists	3 Antonio Martinez (8/11/01)	3 Alex Comas (8/26/00)
Shots	8 Maicon Santos (9/17/11)	8 Clint Mathis (4/15/07)
Shots on Goal	5 Ronald Cerritos (9/5/02)	5 Clint Mathis (8/26/00)
Fouls Committed	7 Eddie Johnson (8/15/04)	7 Petter Villegas (7/5/00)
Fouls Suffered	7 Jason Kreis (7/10/96)	7 Jose Galvan (5/24/03)
Saves	8 Mark Dodd (8/23/97)	8 Tim Howard (9/5/02)
Goals Allowed	6 Matt Jordan (8/26/00)	5 Mike Ammann (6/5/99)



	-----FC Dallas-----					-----Red Bulls-----			
Category	1	2	OT	Tot.		1	2	OT	Tot.
Goals	25	34	0	59		21	32	1	54
Shots	215	291	0	506		223	298	6	527
Shots on Goal	103	127	0	230		88	124	4	216
Fouls	267	268	2	537		268	259	4	531
Offsides	74	68	0	142		55	47	0	102
Corner Kicks	64	97	1	162		97	92	2	191

Goals Scored in 15-Minute Intervals

	1-15	16-30	31-45	46-60	61-75	76-90	OT	Total
DAL	6	8	11	7	15	12	0	59
NY	5	6	10	11	6	15	1	54

Montreal Impact

Montreal Impact
4750 Sherbrooke East Street
Montreal, QC, Canada H1V 3S8
Office: 514.328.3668
Fax: 514.328.1287
Email: info@impactmontreal.com
www.impactmontreal.com

CHIEF CLUB OFFICIALS
Owners: Saputo Family
President: Joey Saputo
Executive Vice-President: Richard Legendre

COACHING STAFF
Head Coach: Jesse Marsch
Assistant Coach: Mike Sorber
Assistant Coach: Denis Hamlett
Assistant Coach: Mauro Biello
Goalkeeper Coach: Preston Burpo
Physical Preparation Coach: Adam Rotchstein

TECHNICAL STAFF
Sporting Director: Nick De Santis
Director of Soccer Operations: Matt Jordan
Director of Montreal Impact Academy: Philippe Eullaffroy
Team Manager: Adam Braz
Team Administrator: Daniel Pozzi
Equipment Coordinator: Remy Eyckerman
Equipment Manager – First Team: Aldo Ricciuti

TEAM MEDICAL INFORMATION
Team Doctor: Dr. Scott Delaney
Head Athletic Trainer: Jean-Sébastien Rondeau
Assistant Athletic Trainer: Vincent Roof-Racine

STADIUM INFORMATION
Stade Saputo
4750 Sherbrooke East Street
Montreal, QC, Canada H1V 3S8
Capacity: 20,341
Field Size: 77 yards x 120 yards

Stade olympique / Olympic Stadium
4545 Pierre-de-Coubertin Street
Montreal, QC, Canada H1V 3N7
Capacity: 58,000
Field Size: 77 yards x 120 yards



PRACTICE FACILITIES
Complexe sportif Claude-Robillard
1000, Émile-Journault Street
Montreal, QC, Canada H2M 2E7

Complexe sportif Marie-Victorin
7000 Maurice-Duplessis Street
Montreal, QC, Canada H1G 0A1

OFFICIAL TEAM HOTEL
Le Centre Sheraton Montreal Hotel
1201, Rene-Levesque West
Montreal, QC, H3B 2L7
Main: 514.878.2000
Fax: 514.878.3958
www.sheratoncentremontreal.com

BROADCAST INFORMATION:
Local TV: French – TVA Sports, RDS, English – TSN
Local Radio: French – TBD, English – TBD

PR DIRECTORY
Patrick Vallée
Director of Communications
Office: (514) 328-3668, Ext. 227
patrick.vallee@impactmontreal.com

Eric Forest
Coordinator, Communications
Office: (514) 328-3668, Ext. 267
eric.forest@impactmontreal.com

PR Email: communications@impactmontreal.com
PR Info Line: 514-328-9959
Twitter: [@impactmontreal](https://twitter.com/impactmontreal)
facebook.com/impactmontreal
youtube.com/ImpactMontrealFC

**DON'T MISS
THE ACTION!**

**FOR
TICKETS,
CALL
888-FCD-GOAL
OR VISIT**

 **FCDALLAS.COM** 



Philadelphia Union

PHILADELPHIA UNION

2501 Seaport Drive
Switch House Suite 500
Chester, PA 19013
(610) 497-1657
www.philadelphiaunion.com

CHIEF CLUB OFFICIALS

Chairman: Jay Sugarman
Chairman: Jay Sugarman
CEO & Operating Partner: Nick Sakiewicz
Investors/Owners: Christopher Buccini, Robert Buccini, David Pollin, Weston Solutions, Inc., Graham Partners

TEAM INFORMATION

Team Manager: Peter Nowak
Coach: John Hackworth
Assistant Coach/Goalkeeper Coordinator: Rob Vartughian
Head of Scouting and Player Development: Diego Gutierrez
Reserve Team Coach: Brendan Burke
Youth Technical Director: Alecko Eskandarian
Team Coordinator: Josh Gros
Equipment Coordinator: Tim Cook
Assistant Equipment Coordinator: Dan Nolan

TEAM MEDICAL INFORMATION

Head Athletic Trainer: Paul Rushing
Assistant Athletic Trainer: Steve Hudyma
Strength and Conditioning Coach: Kevin Miller
Team Doctors: Dr. Chip Hummer and Dr. Jim McGlynn
Sports Medicine Providers/Team Hospital: Crozer-Keystone Medical System/Premier Orthopaedics & Sports Medicine Associates, LTD

STADIUM INFORMATION

PPL Park
One Stadium Drive, Chester, PA 19013
Press Box Phone Number: TBA
Capacity: 18,500
Surface: Grass
Field Dimensions: 120 x 75 yards
Largest Soccer Attendance: 19,178 (Union vs. Toronto FC, 10/15/11)
Team Colors: Blue and gold

TRAINING FACILITIES

Houston Park
701 Harvey Road
Wallingford, PA 19086



TRAINING FACILITIES (Continued)

Chester Park
208 Ridley Drive
Wallingford, Pa. 19086

YSC Sports

224 County Line Road
Wayne, PA 19087

VISITING TEAM HOTEL

Hyatt Regency Philadelphia at Penn's Landing
201 South Columbus Blvd.
Philadelphia, PA 19106
(215)928-1234

BROADCAST INFORMATION

Television Partner (English): 6abc, Comcast SportsNet
Radio Partner (English): SportsRadio 610 WIP
Talent: Play-by-play – JP Dellacamera; Analyst – TBD

PR DIRECTORY

Manager of Communications: Aimee Cicero
Office: (610) 497-8186
Mobile: (610) 209-3657
Email: acicero@philadelphiaunion.com

Team Media Coordinator: TBD

FC Dallas vs. Philadelphia Union

All-Time Regular-Season Results

FC Dallas record: 2-0-2

Home games: 2-0-0 (5 GF, 1 GA)

Road games: 0-0-2 (3 GF, 3 GA)

Year	Score	Result	Venue
05/15/2010	DAL 1 at PHI 1	T	Lincoln Financial Field
08/08/2010	DAL 3 vs PHI 1	W	FC Dallas Stadium
05/14/2011	DAL 2 vs PHI 0	W	FC Dallas Stadium
08/13/2011	DAL 2 at PHI 2	T	PPL Park

All-Time Regular-Season Series Leaders

	FC Dallas	Union
Goals	3 Brek Shea	2 Sebastien Le Toux
Assists	1 - 8 players tied	0
Shots	11 Brek Shea	9 Sebastien Le Toux
Shots on Goal	5 Marvin Chavez	7 Sebastien Le Toux
Fouls Committed	6 John/Loyd	5 Carroll/Paunovic
Fouls Suffered	8 Brek Shea	5 Sebastien Le Toux
Wins	2 Kevin Hartman	0
Losses	0	1 Mondragon/Seitz
Shutouts	1 Kevin Hartman	0
Saves	13 Kevin Hartman	8 Chris Seitz
Goals Allowed	4 Kevin Hartman	4 Mondragon/Seitz

All-Time Regular-Season Series Game Highs

	FC Dallas	Union
Goals	2 Jeff Cunningham (8/8/10)	2 Sebastien Le Toux (8/13/11)
Assists	1 - 8 players tied	0 - 94 players tied
Shots	4 4 players tied	5 Sebastien Le Toux (8/13/11)
Shots on Goal	2 - 3 players tied	3 Sebastien Le Toux (8/13/11)
Fouls Committed	3 Chavez/Shea	5 Veljko Paunovic (8/13/11)
Fouls Suffered	3 5 players tied	3 Fred/Mapp
Saves	6 Kevin Hartman (5/15/10)	5 Chris Seitz (8/8/10)
Goals Allowed	2 Kevin Hartman (8/13/11)	3 Chris Seitz (8/8/10)



	-----FC Dallas-----				-----Union-----			
Category	1	2	OT	Tot.	1	2	OT	Tot.
Goals	6	2	0	8	2	2	0	4
Shots	29	28	0	57	18	21	0	39
Shots on Goal	15	9	0	24	8	9	0	17
Fouls	26	18	0	44	25	24	0	49
Offsides	9	8	0	17	5	8	0	13
Corner Kicks	6	10	0	16	14	14	0	28

Goals Scored in 15-Minute Intervals

	1-15	16-30	31-45	46-60	61-75	76-90	OT	Total
DAL	1	3	2	1	1	1	0	8
PHI	1	0	1	0	0	2	0	4

Portland Timbers

PGE Park
1844 SW Morrison
Portland, OR 97205
Phone: (503) 553-5400
Fax: (503) 553-5405
www.portlandtimbers.com

CHIEF CLUB OFFICIALS

Owner and President: Merritt Paulson
Chief Operating Officer: Mike Golub
General Manager and Technical Director: Gavin Wilkinson

TEAM INFORMATION

Head Coach: John Spencer
Assistant Coaches: Amos Magee, Cameron Knowles
Goalkeeper Coach: Mike Toshack
Strength & Conditioning Coach: Karim Derqaoui

Soccer Operations Director: Nick Mansueto
Soccer Operations Coordinator: Aaron Lewis
Equipment Manager: Sam Younie
Equipment Coordinator/Liaison: Beto Angulo

TEAM MEDICAL INFORMATION

Head Athletic Trainer: Nik Wald, ATC
Assistant Athletic Trainer: Jun Morshita, ATC
Assistant Athletic Trainer: Kate Hormann, ATC
Director of Medicine: Dr. Jonathan Greenleaf
Team Physicians: Dr. James Beckerman, Dr. Richard Edelson, Dr. Karl Kaluza
Primary Facility: Sports Medicine Oregon (Tigard, Ore.)

JELD-WEN Field
1844 SW Morrison, Portland, OR 97205
Press Box Phone Number: (503) 553-5503
Capacity: 20,438
Surface: FieldTurf Duraspine PRO
Field Dimensions: 110 x 70 yards
www.jeld-wenfield.com
facebook.com/JELDWENField

PRACTICE FACILITIES

adidas Timbers Training Center
6220 SW 112th Ave.
Beaverton, OR 97008

VISITING TEAM HOTEL

The Nines
525 SW Morrison
Portland, OR 97204
(877) 229-9995 / (503) 222-9996
www.thenines.com



BROADCAST INFORMATION

English Television: ROOT SPORTS, KPTV/KPDX
English Radio: Sportsradio 750 AM The Game (KXTG)
Talent: John Strong (play-by-play), Robbie Earle (analyst)

Spanish Television Partner: EstrellaTV (select games)
Spanish Radio: La Pantera 940 AM (KWBY)
Talent: Fernando Sobrevilla (play-by-play)

PR DIRECTORY

Vice President of Communications: Chris Metz
Office: (503) 553-5433
Mobile: (503) 358-3608
Email: cmetz@portlandtimbers.com

Media Relations Manager: Marc Kostic
Office: (503) 553-5415
Mobile: (425) 890-2354
Email: mkostic@portlandtimbers.com

PR Email: communications@portlandtimbers.com

Twitter: @TimbersFC
Facebook: facebook.com/portlandtimbers
YouTube: youtube.com/TimbersFC

FC Dallas vs. Portland Timbers

All-Time Regular-Season Results

FC Dallas record: 1-1-0
 Home games: 1-0-0 (4 GF, 0 GA)
 Road games: 0-1-0 (2 GF, 3 GA)

Year	Score	Result	Venue
04/17/2011	DAL 2 at POR 3	L	Jeld-Wen Field
06/25/2011	DAL 4 vs POR 0	W	FC Dallas Stadium

All-Time Regular-Season Series Leaders:

	FC Dallas	Timbers
Goals	2 Brek Shea	1 - 3 players tied
Assists	2 Daniel Hernandez	2 Kalif Alhassan
Shots	7 Brek Shea	4 Kenny Cooper
Shots on Goal	4 Brek Shea	2 Cooper/Wallace
Fouls Committed	4 Chavez/Shea	3 Kenny Cooper
Fouls Suffered	6 Marvin Chavez	4 Darlington Nagbe
Wins	1 Kevin Hartman	1 Jake Gleeson
Losses	1 Kevin Hartman	1 Troy Perkins
Shutouts	1 Kevin Hartman	0
Saves	4 Kevin Hartman	5 Troy Perkins
Goals Allowed	3 Kevin Hartman	4 Troy Perkins

All-Time Regular-Season Series Game Highs:

	FC Dallas	Timbers
Goals	1 - 6 players tied	1 - 3 players tied
Assists	2 D. Hernandez (6/25/11)	2 Kalif Alhassan (4/17/11)
Shots	5 Jackson/Shea	3 Kenny Cooper (4/17/11)
Shots on Goal	2 - 4 players tied	2 Kenny Cooper (4/17/11)
Fouls Committed	3 Brek Shea (6/25/11)	2 - 5 players tied
Fouls Suffered	4 David Ferreira (4/17/11)	2 - 8 players tied
Saves	2 Kevin Hartman (twice)	5 Troy Perkins (6/25/11)
Goals Allowed	3 Kevin Hartman (4/17/11)	4 Troy Perkins (6/25/11)



	-----FC Dallas-----				-----Union-----			
Category	1	2	OT	Tot.	1	2	OT	Tot.
Goals	2	4	0	6	2	1	0	3
Shots	17	13	0	30	8	9	0	17
Shots on Goal	6	8	0	14	4	3	0	7
Fouls	9	15	0	24	10	6	0	16
Offsides	5	2	0	7	7	4	0	11
Corner Kicks	10	4	0	14	4	0	0	4

Goals Scored in 15-Minute Intervals:

	1-15	16-30	31-45	46-60	61-75	76-90	Total
DAL	0	0	2	1	0	3	6
POR	1	0	1	1	0	0	3

Real Salt Lake

REAL SALT LAKE
9256 State Street
Sandy, UT 84070
Telephone: (801) 727-2701
Fax: (801) 727-1459
www.RealSaltLake.com / www.RioTintoStadium.com

HONORS:

MLS Cup Champions: 2009
CONCACAF Champions League Group A Winners: 2010
FOUNDER: Dave Checketts, Chairman, SCP Worldwide
CO-OWNER: Dell Loy Hansen

CHIEF CLUB OFFICIALS

President: Bill Manning
SVP / Business Operations: John Kimball
SVP / General Manager: Garth Lagerwey
SVP / Chief Financial Officer: Gary Reimer
VP / Broadcasting & Communications: Trey Fitz-Gerald
VP / Ticket Sales & Service: Michael Schetzel
VP / Stadium Operations: Mike Steele

TEAM INFORMATION

Head Coach: Jason Kreis
Assistant Coaches: Jeff Cassar, Miles Joseph, C.J. Brown
Strength & Conditioning Coach: Dan Barlow
Head Scout: Andy Williams
Head Athletic Trainer: Tyson Pace, MS, ATC-L
Asst. Athletic Trainer: Kevin Christen, MS, ATC-L
Team Administrator: Elliot Fall
Equipment Manager: Mike Fratto
Primary Hospital: Salt Lake Regional Medical Center
Team Physicians: Dr. Andrew Cooper; Dr. Joe Albano; Dr. Chris Gay; Dr. John Edwards
Team Chiropractor: Monte J. Layton, D.C.
Team Chaplain: John Prim
Team Colors: Claret Red, Cobalt Blue & Real Gold
Largest MLS Attendance: 40,589 (June 4, 2005 RSL vs. FC Dallas; USA vs. Costa Rica World Cup Qualifier)
Largest Soccer Attendance: 45,511 (August 12, 2006 RSL vs. Real Madrid)

RIO TINTO STADIUM

9256 State Street
Sandy, Utah 84070
Phone: (801) 727-2701
Fax: (801) 727-1459
RSL Press Box Phone Number: (801) 727-2777
Director, Public Affairs & Broadcasting: Trey Fitz-Gerald
Director, Event Operations: Trino Martinez
Director, Facility Management: Hans Niska
Elevation: 4,450 feet
MLS Capacity: 20,213
Surface: Natural Grass
Field Dimensions: 75 x 120 yards



RSL PRACTICE FACILITY

XanGo Field at Thanksgiving Point
3098 Executive Parkway (corner of Ashton Blvd)
Lehi, UT 84043

VISITING TEAM HOTEL

Sheraton Salt Lake City
150 West 500 South
Salt Lake City, UT 84101
Telephone: (801) 401-2000 (main); (800) 325-3535 (toll-free)
Fax: (801) 531-0705
Contact: Kimberly Leary, (801) 534-3447, kleary@dnhmhotels.com
<http://www.sheratonsaltlakecityhotel.com/>

BROADCASTING INFORMATION

Television Partner: KTVX (ABC) Ch. 4 / KUCW (CW) Ch. 30
Talent: Bill Riley (play-by-play) / Brian Dunseth (color analyst) / Emerson Lotzia (host/sideline)

English Radio: ESPN 700 AM (KALL)
Talent: Spencer Warne (pre-/post-game host) / Brian Kamler, Kenny Cutler & Ian Joy (analysts)

Spanish Radio: TBD

RSL PUBLIC RELATIONS DIRECTORY

Director, Public Affairs & Broadcasting: Trey Fitz-Gerald
Office: (801) 727-2717
Mobile: (801) 856-8877
E-Mail: tfitz@RealSaltLake.com

PR E-mail: RSLcommunications@RealSaltLake.com

Twitter: [@RealSaltLake](https://twitter.com/RealSaltLake)
Facebook: [Facebook.com/RealSaltLake](https://www.facebook.com/RealSaltLake)

FC Dallas vs. Real Salt Lake

All-Time Regular-Season Results

FC Dallas record: 11-6-1

Home games: 8-0-0 (18 GF, 5 GA)

Road games: 3-6-1 (12 GF, 19 GA)

All-Time Regular-Season Series Game Highs


Year	Score	Result	Venue		All-Time Regular-Season Series Game Highs	
					FC Dallas	Real Salt Lake
04/23/2005	DAL 3 vs RSL 0	W	Cotton Bowl	Goals	2 - 4 players tied	2 Cunningham/Movsisyan
06/04/2005	DAL 2 at RSL 0	W	Rice-Eccles Stadium	Assists	2 Thompson/van den Bergh	2 Javier Morales (10/18/08)
07/23/2005	DAL 0 at RSL 3	L	Rice-Eccles Stadium	Shots	7 Nunez/Cooper	5 - 3 players tied
09/18/2005	DAL 2 vs RSL 1	W	FC Dallas Stadium	Shots on Goal	5 Arturo Alvarez (6/14/07)	4 Kyle Beckerman (5/10/08)
04/08/2006	DAL 2 vs RSL 1	W	FC Dallas Stadium	Fouls Committed	8 Simo Valakari (4/23/05)	5 Javier Morales (5/24/08)
07/22/2006	DAL 1 at RSL 0	W	Rice-Eccles Stadium	Fouls Suffered	6 Ruiz/Cooper	6 Trembly/Morales
09/16/2006	DAL 2 at RSL 3	L	Rice-Eccles Stadium	Saves	6 Dario Sala (9/26/09)	10 Nick Rimando (6/14/07)
09/23/2006	DAL 2 vs RSL 1	W	FC Dallas Stadium	Goals Allowed	4 Ray Burse (7/24/09)	3 Countess/Rimando
04/07/2007	DAL 2 at RSL 2	T	Rice-Eccles Stadium			
05/20/2007	DAL 2 vs RSL 1	W	FC Dallas Stadium			
06/14/2007	DAL 1 at RSL 0	W	Rice-Eccles Stadium			
05/10/2008	DAL 1 at RSL 2	L	Rice-Eccles Stadium			
05/24/2008	DAL 2 vs RSL 1	W	FC Dallas Stadium			
10/18/2008	DAL 1 at RSL 3	L	Rio Tinto Stadium			
07/24/2009	DAL 2 at RSL 4	L	Rio Tinto Stadium			
09/26/2009	DAL 3 vs RSL 0	W	FC Dallas Stadium			
07/17/2010	DAL 2 vs RSL 0	W	FC Dallas Stadium			
10/16/2010	DAL 0 at RSL 2	L	Rio Tinto Stadium			
05/22/2011	DAL 0 vs RSL 0	T	FC Dallas Stadium			
07/09/2011	DAL 0 at RSL 2	L	Rio Tinto Stadium			

All-Time Postseason Results

10/30/2010	DAL 2 vs RSL 1	W	FC Dallas Stadium
11/06/2010	DAL 1 at RSL 1	T	Rio Tinto Stadium

All-Time Regular-Season Series Leaders

	FC Dallas	Real Salt Lake
Goals	5 Carlos Ruiz	3 Cunningham/Movsisyan
Assists	3 Ruiz/Thompson	6 Andy Williams
Shots	27 Kenny Cooper	18 Jason Kreis
Shots on Goal	14 Arturo Alvarez	10 Jason Kreis
Fouls Committed	19 Simo Valakari	18 Andy Williams
Fouls Suffered	23 Carlos Ruiz	21 Andy Williams
Wins	6 Dario Sala	5 Nick Rimando
Losses	4 Dario Sala	5 Nick Rimando
Shutouts	3 Dario Sala	3 Nick Rimando
Saves	30 Dario Sala	48 Nick Rimando
Goals Allowed	13 Dario Sala	16 Nick Rimando



Category	FC Dallas				Real Salt Lake			
	1	2	OT	Tot.	1	2	OT	Tot.
Goals	16	14	0	30	8	18	0	26
Shots	129	149	0	278	94	117	0	211
Shots on Goal	56	65	0	121	40	51	0	91
Fouls	141	138	0	279	138	137	0	275
Offsides	23	34	0	57	29	39	0	68
Corner Kicks	43	58	0	101	54	51	0	105

Goals Scored in 15-Minute Intervals

	1-15	16-30	31-45	46-60	61-75	76-90	OT	Total
DAL	8	5	3	4	2	8	0	30
RSL	2	4	2	7	6	5	0	26

San Jose Earthquakes

FRONT OFFICE ADDRESS

San Jose Earthquakes
451 El Camino Real, Suite 220
Santa Clara, CA 95050
Main: (408) 556-7700
Fax: (408) 260-6802
www.sjearthquakes.com

CHIEF CLUB OFFICIALS

Investor/Operator: Lew Wolff
Managing Partner: Keith Wolff
Managing Director: Michael Crowley
President: David Kaval

TEAM INFORMATION

General Manager: John Doyle
Head Coach: Frank Yallop
Assistant Coaches: Mark Watson, Ian Russell, Jason Batty
Video Analyst: Sean Rubio
Head Athletic Trainer: Bruce Morgan
Assistant Athletic Trainer: Hank House
Strength & Conditioning Coach: Greg Tella
Team Administrator: Joe Dincecco
Equipment Manager: Jose Vega

ATHLETIC TRAINING STAFF

Head Athletic Trainer: Bruce Morgan
Assistant Athletic Trainer: Hank House
Strength & Conditioning Coach: Greg Tella
Team Administrator: Joe Dincecco
Equipment Manager: Jose Vega

TEAM MEDICAL INFORMATION

Team Doctor: Michael Oberlander, MD

STADIUM INFORMATION

Buck Shaw Stadium
500 El Camino Real
Santa Clara, CA 95053
Capacity: 10,500
Field Size: 115 yards x 72 yards

PRACTICE FACILITY

Nutrilite Training Facility
1125 Coleman Ave.
San Jose, CA 95110

VISITING TEAM HOTEL

Fairmont
170 South Market Street
San Jose, CA 95113
Main: (408) 998-1900



BROADCAST INFORMATION

Local TV: English – Comcast SportsNet Bay Area-California
Local Radio: English – TBD, Spanish – KZSF 1370

PR DIRECTORY

Vice President of Marketing and Communications:
Jed Mettee
Office: (408) 556-7723
jmettee@sjearthquakes.com

Media Relations Manager:

Frank Stranzl
Office: (408) 556-7774
fstranzl@sjearthquakes.com

Twitter: @SJEarthquakes

FC Dallas vs. San Jose Earthquakes

All-Time Regular-Season Results

FC Dallas record: 15-19-8

Home games: 9-8-4 (29 GF, 31 GA)

Road games: 6-11-4 (18 GF, 36 GA)

Year	Score	Result	Venue
04/14/1996	DAL 0 vs SJ 0	SOW	Cotton Bowl
06/08/1996	DAL 4 vs SJ 1	W	Cotton Bowl
08/22/1996	DAL 0 at SJ 0	SOL	Spartan Stadium
09/11/1996	DAL 2 at SJ 2	SOW	<u>Spartan Stadium</u>
04/05/1997	DAL 2 vs SJ 1	W	Cotton Bowl
06/28/1997	DAL 1 at SJ 3	L	Spartan Stadium
07/18/1997	DAL 3 vs SJ 1	W	Cotton Bowl
09/11/1997	DAL 1 at SJ 0	W	<u>Spartan Stadium</u>
04/05/1998	DAL 2 at SJ 2	SOW	Stanford Stadium
04/18/1998	DAL 1 vs SJ 2	L	Cotton Bowl
08/22/1998	DAL 1 at SJ 1	SOL	Spartan Stadium
09/13/1998	DAL 1 vs SJ 3	L	Cotton Bowl
04/30/1999	DAL 1 at SJ 1	SOL	Spartan Stadium
05/15/1999	DAL 2 vs SJ 1	W	Cotton Bowl
05/22/1999	DAL 1 at SJ 1	SOL	Spartan Stadium
09/11/1999	DAL 1 vs SJ 0	W	<u>Cotton Bowl</u>
04/22/2000	DAL 0 at SJ 5	L	Spartan Stadium
09/09/2000	DAL 2 vs SJ 1	W	<u>Cotton Bowl</u>
04/14/2001	DAL 1 at SJ 0	W	Spartan Stadium
05/23/2001	DAL 0 vs SJ 2	L	<u>Cotton Bowl</u>
03/23/2002	DAL 0 vs SJ 2	L	Cotton Bowl
07/13/2002	DAL 2 vs SJ 1	W	Cotton Bowl
07/20/2002	DAL 0 at SJ 4	L	Spartan Stadium
08/21/2002	DAL 1 at SJ 3	L	<u>Spartan Stadium</u>
06/14/2003	DAL 1 vs SJ 2	L	Dragon Stadium
07/26/2003	DAL 0 at SJ 3	L	Spartan Stadium
08/13/2003	DAL 0 vs SJ 3	L	Dragon Stadium
09/27/2003	DAL 2 at SJ 5	L	<u>Spartan Stadium</u>
05/15/2004	DAL 1 vs SJ 2	L	Cotton Bowl
07/07/2004	DAL 2 at SJ 1	W	Spartan Stadium
08/21/2004	DAL 0 at SJ 3	L	Spartan Stadium
10/16/2004	DAL 2 vs SJ 2	T	<u>Cotton Bowl</u>
05/14/2005	DAL 0 at SJ 0	T	Spartan Stadium
07/02/2005	DAL 2 vs SJ 2	T	Cotton Bowl
09/03/2005	DAL 0 vs SJ 2	L	FC Dallas Stadium
09/24/2005	DAL 1 at SJ 1	T	<u>Spartan Stadium</u>
05/03/2008	DAL 0 at SJ 0	T	Buck Shaw Stadium
10/02/2008	DAL 1 vs SJ 1	T	<u>FC Dallas Stadium</u>
06/07/2009	DAL 2 vs SJ 2	T	FC Dallas Stadium
10/07/2009	DAL 2 at SJ 1	W	<u>Buck Shaw Stadium</u>
06/05/2010	DAL 2 vs SJ 0	W	FC Dallas Stadium
09/11/2010	DAL 0 at SJ 0	T	<u>Buck Shaw Stadium</u>
03/26/2011	DAL 0 vs SJ 2	L	FC Dallas Stadium
10/22/2011	DAL 2 at SJ 4	L	Buck Shaw Stadium

All-Time Regular-Season Series Leaders

	FC Dallas	Earthquakes
Goals	6 Jason Kreis	8 Landon Donovan
Assists	6 Jason Kreis	8 Cerritos/Mulrooney
Shots	72 Jason Kreis	36 Ronald Cerritos
Shots on Goal	31 Jason Kreis	17 Ronald Cerritos
Fouls Committed	44 Jason Kreis	33 John Doyle
Fouls Suffered	39 Oscar Pareja	47 Richard Mulrooney
Wins	6 Mark Dodd	7 Pat Onstad
Losses	6 Matt Jordan	7 Joe Cannon
Shutouts	3 Mark Dodd	5 Cannon/Onstad
Saves	59 Mark Dodd	60 Joe Cannon
Goals Allowed	20 Matt Jordan	17 Joe Cannon

All-Time Regular-Season Series Game Highs

	FC Dallas	Earthquakes
Goals	3 Dante Washington (7/18/97)	3 Dwayne De Rosario (9/27/03)
Assists	2 Suarez/Kreis	3 Ronald Cerritos (9/13/98)
Shots	8 Jeff Cunningham (10/7/09)	7 Chris Wondolowski (10/22/11)
Shots on Goal	4 - 4 players tied	4 Ronald Cerritos (4/22/00)
Fouls Committed	7 Farrer/Pareja	5 - 6 players tied
Fouls Suffered	7 Lawrence Lozano (8/22/96)	9 Brian Ching (8/21/04)
Saves	9 - 3 players tied	10 Pat Onstad (5/15/04)
Goals Allowed	5 Jordan/Cassar	4 Tom Liner (6/8/96)



	-----FC Dallas-----					-----Earthquakes-----			
Category	1	2	OT	Tot.		1	2	OT	Tot.
Goals	21	28	0	49		42	31	0	73
Shots	250	295	0	545		245	281	0	526
Shots on Goal	105	122	0	227		120	139	0	259
Fouls	324	346	0	670		305	316	0	621
Offsides	73	58	0	131		51	45	0	96
Corner Kicks	131	116	0	247		95	125	0	220

Goals Scored in 15-Minute Intervals

	1-15	16-30	31-45	46-60	61-75	76-90	OT	Total
DAL	9	5	7	9	7	12	0	49
SJ	17	10	15	13	9	9	0	73

Seattle Sounders FC

FRONT OFFICE ADDRESS

Virginia Mason Athletic Center
12 Seahawks Way
Renton, WA 98056
Phone: (425) 203-8000
www.SoundersFC.com

CHIEF CLUB OFFICIALS

Ownership: Joe Roth, Adrian Hanauer, Paul G. Allen,
Drew Carey
General Manager: Adrian Hanauer
President: Peter McLoughlin

TEAM INFORMATION

Head Coach: Sigi Schmid
Technical Director: Chris Henderson
Assistant Coaches: Brian Schmetzer, Ezra Hendrickson
Goalkeepers Coach: Tom Dutra
Fitness Coach: Dave Tenney
Assistant Coach/Scout: Kurt Schmid
Equipment Manager: Nolan Myer

TEAM MEDICAL INFORMATION

Head Athletic Trainer: Randy Noteboom
Assistant Athletic Trainer: Chris Cornish
Assistant Athletic Trainer: Aung Aye
Medical Director: Dr. Michael Morris
Team Physicians: Lance Larson, Jason Norsen
Primary Hospital: Virginia Mason

STADIUM INFORMATION

XBox Pitch at CenturyLink Field
Seattle, WA 98134
Main Phone: (206) 381-7555
Field Dimensions: 117 x 73 yards
Surface: FieldTurf Revolution
MLS Capacity: 38,500
Press Box Phone Number: (206) 381-7237, (206)
381-7236; Press Box Fax: (206) 381-7231
Media Will Call: Southwest Gate
www.CenturyLinkField.com

PRACTICE FACILITY

Starfire Sports Complex
14800 Starfire Way, Seattle, WA, 98188
Main Phone: (206) 431-3232
www.StarfireSports.com

VISITING TEAM HOTEL

Hyatt at Olive 8
1635 8th Ave.
Seattle, WA 98101
Phone: (206) 695-1234
Fax: (206) 676-4400



BROADCASTING INFORMATION

English Television: King 5 / Kong 6/16 – PLAY-BY-
PLAY: Ross Fletcher; COLOR: Kasey Keller
Spanish Television: KOMO 2 / Comcast 114 – PLAY-
BY-PLAY: Jaime Mendez; COLOR: Hugo Alcaraz-Cuellar
English Radio: 97.3 KIRO FM – TALENT: PLAY-BY-
PLAY: Ross Fletcher; COLOR: Kasey Keller
Spanish Radio: La Gran D 99.3 FM – TALENT: Rene
Aleman, Victor Hernandez, Noe Menendez

PR DIRECTORY

Mike Ferris
Communications Assistant
O: (425) 203-8304
C: (425) 457-9001
E: MikeFe@soundersfc.com

Suzanne Lavender
Director, Corporate Communications
O: (425) 203-8024
C: (206) 730-7549
E: SuzanneL@seahawkssoundersfc.com

PR Email: CommunicationsSOU@SoundersFC.com
Twitter: @SoundersFC
Facebook: www.facebook.com/SeattleSounders
YouTube: www.youtube.com/SoundersFCdotcom

FC Dallas vs. Seattle Sounders FC

All-Time Regular-Season Results

FC Dallas record: 0-1-3

Home games: 0-0-2 (3 GF, 3 GA)

Road games: 0-1-1 (2 GF, 3 GA)

Year	Score	Result	Venue
05/16/2009	DAL 1 vs SEA 1	T	FC Dallas Stadium
10/24/2009	DAL 1 at SEA 2	L	Qwest Field
04/22/2010	DAL 2 vs SEA 2	T	FC Dallas Stadium
07/11/2010	DAL 1 at SEA 1	T	Qwest Field
05/25/2011	DAL 1 at SEA 0	W	Qwest Field
08/20/2011	DAL 0 vs SEA 1	L	FC Dallas Stadium

All-Time Regular-Season Series Leaders

	FC Dallas	Sounders FC
Goals	2 Jeff Cunningham	2 Fredy Montero
Assists	1 - 3 players tied	2 Ljungberg/Montero
Shots	12 Brek Shea	21 Fredy Montero
Shots on Goal	4 Harris/Shea	8 Fredy Montero
Fouls Committed	11 Daniel Hernandez	19 Fredy Montero
Fouls Suffered	13 Daniel Hernandez	13 Fredy Montero
Wins	1 Kevin Hartman	2 Kasey Keller
Losses	1 Hartman/Sala	1 Kasey Keller
Shutouts	1 Kevin Hartman	1 Kasey Keller
Saves	8 Hartman/Sala	15 Kasey Keller
Goals Allowed	4 Dario Sala	5 Kasey Keller

All-Time Regular-Season Series Game Highs

	FC Dallas	Sounders FC
Goals	2 Jeff Cunningham (4/22/10)	1 - 7 players tied
Assists	1 - 4 players tied	2 Freddie Ljungberg (10/24/09)
Shots	5 Cunningham/Chavez	5 Fredy Montero (10/24/09)
Shots on Goal	2 - 4 players tied	3 Fredy Montero (10/24/09)
Fouls Committed	5 Ricardo Villar (8/20/11)	5 Fredy Montero (10/24/09)
Fouls Suffered	5 Maicon Santos (8/20/11)	6 Freddie Ljungberg (10/24/09)
Saves	6 Dario Sala (10/24/09)	4 - 3 players tied
Goals Allowed	2 Dario Sala (twice)	1 - 6 players tied



	-----FC Dallas-----					-----Sounders FC-----			
Category	1	2	OT	Tot.		1	2	OT	Tot.
Goals	4	2	0	6		4	3	0	7
Shots	36	52	0	88		29	44	0	73
Shots on Goal	8	14	0	22		11	15	0	26
Fouls	42	48	0	90		42	40	0	82
Offsides	5	4	0	9		14	10	0	24
Corner Kicks	10	23	0	33		12	14	0	26

Goals Scored in 15-Minute Intervals

	1-15	16-30	31-45	46-60	61-75	76-90	OT	Total
DAL	1	2	1	0	0	2	0	6
SEA	1	2	1	1	1	1	0	7

Sporting Kansas City

FRONT OFFICE

210 W. 19th Terrace
Kansas City, MO 64108
Main: (913) 387-3400
Toll Free: 888-4KC-GOAL
Fax: (913) 387-3401
www.sportingkc.com

OWNERSHIP

Owners: Neal Patterson, Cliff Illig, Robb Heineman,
Greg Maday, Pat Curran

TEAM INFORMATION

Manager/Technical Director: Peter Vermes
Assistant Coaches: Kerry Zavagnin, Zoran Savic,
John Pascarella
Fitness Coach: Mateus Manoel
Team Administrator: Rick Dressel
Equipment Manager: Mike Flaherty
Head Groundskeeper: Justin Bland

TEAM MEDICAL INFORMATION

Head Athletic Trainer: Chet North
Assistant Athletic Trainer: Kenny Ishii
Massage Therapist: Brian Ubert
Chiropractors: Brian Holdeman, David Black
Orthopedic Surgeon: Scott Luallin
Sports Medicine Physician: Neal Erickson
Team Dentist – Jason Ciminieri
Team Ophthalmologist – Brandon Hunter
Physicians Assistant – Angel Monroy
Primary Hospital: Providence Medical Center

STADIUM INFORMATION

Livestrong Sporting Park
One Sporting Way, Kansas City, KS 66111
MLS Capacity: 18,467
Surface: Natural Grass
Field Dimensions: 75 yards x 120 yards
Team colors: Sporting Blue and Dark Indigo
Press Box Phone: 913-912-7675
Largest Attendance:
20,839 (LIVESTRONG Sporting Park, 11/6/11 vs
Houston Dynamo)
52,424 (Arrowhead Stadium, 7/25/2010, Kansas
City 2, Manchester United 1)

PRACTICE FACILITIES

Sporting Club Training Center in Swope Park
6310 Lewis Road
Kansas City, MO 64130



VISITING TEAM HOTEL

Kansas City Marriott Downtown
200 West 12th Street
Kansas City, MO 64105
Main: 816-421-6800
Fax: 816-855-4418

BROADCAST INFORMATION

Television Partner (English): KSMO-TV (CBS Affiliate)
Talent: Play-by-play – Callum Williams; Analyst – Jake Yadrich
Spanish Radio: La Gran D 1340 AM

PR DIRECTORY

Rob Thomson
Vice President, Communications
O: (913) 387-3405
C: (913) 226-6024
E: rthomson@sportingkc.com

Kurt Austin
Communications/Digital
O: (913) 951-3554
C: (816) 516-0577
E: kaustin@sportingkc.com

Alice Schroeder
Communications
O: (913) 387-3423
C: (913) 302-1565
E: aschroeder@sportingkc.com

PR Email: communications@sportingkc.com

FC Dallas vs. Kansas City Wizards

All-Time Regular-Season Results

FC Dallas record: 18-18-8
Home games: 11-8-3 (43 GF, 21 GA)
Road games: 7-10-5 (29 GF, 39 GA)

Year	Score	Result	Venue
04/18/1996	DAL 3 vs KC 0	W	Cotton Bowl
05/11/1996	DAL 3 at KC 2	W	Arrowhead Stadium
06/29/1996	DAL 0 vs KC 1	L	Cotton Bowl
07/20/1996	DAL 2 at KC 1	W	Arrowhead Stadium
04/18/1997	DAL 1 at KC 2	L	Arrowhead Stadium
06/06/1997	DAL 1 vs KC 1	SOL	Cotton Bowl
07/06/1997	DAL 3 at KC 1	W	Arrowhead Stadium
08/02/1997	DAL 1 vs KC 2	L	Cotton Bowl
04/25/1998	DAL 3 vs KC 1	W	Cotton Bowl
05/20/1998	DAL 1 vs KC 1	SOL	Cotton Bowl
07/11/1998	DAL 0 at KC 2	L	Arrowhead Stadium
09/19/1998	DAL 1 at KC 0	W	Arrowhead Stadium
03/20/1999	DAL 4 vs KC 0	W	Cotton Bowl
06/12/1999	DAL 0 at KC 1	L	Arrowhead Stadium
07/10/1999	DAL 5 vs KC 0	W	Cotton Bowl
09/18/1999	DAL 1 at KC 1	SOW	Arrowhead Stadium
06/17/2000	DAL 4 vs KC 1	W	Cotton Bowl
06/21/2000	DAL 0 at KC 0	T (2OT)	Arrowhead Stadium
07/14/2001	DAL 2 at KC 3	L	Arrowhead Stadium
08/25/2001	DAL 3 vs KC 0	W	Cotton Bowl
04/27/2002	DAL 1 vs KC 1	T (2OT)	Cotton Bowl
06/01/2002	DAL 2 at KC 2	T (2OT)	Arrowhead Stadium
07/06/2002	DAL 1 at KC 1	T (2OT)	Arrowhead Stadium
07/31/2002	DAL 0 vs KC 1	L	Cotton Bowl
05/10/2003	DAL 1 vs KC 3	L	Dragon Stadium
07/12/2003	DAL 1 at KC 5	L	Arrowhead Stadium
08/16/2003	DAL 3 vs KC 2	W	Dragon Stadium
10/18/2003	DAL 0 at KC 1	L	Arrowhead Stadium
04/24/2004	DAL 1 vs KC 0	W	Cotton Bowl
05/22/2004	DAL 0 at KC 2	L	Arrowhead Stadium
07/03/2004	DAL 1 at KC 5	L	Arrowhead Stadium
07/17/2004	DAL 0 vs KC 1	L	Cotton Bowl
05/07/2005	DAL 3 at KC 3	T	Arrowhead Stadium
10/15/2005	DAL 2 vs KC 2	T	FC Dallas Stadium
04/23/2006	DAL 2 vs KC 1	W	FC Dallas Stadium
08/27/2006	DAL 0 at KC 1	L	Arrowhead Stadium
05/12/2007	DAL 2 at KC 1	W	Arrowhead Stadium
10/20/2007	DAL 0 vs KC 2	L	FC Dallas Stadium
07/04/2008	DAL 1 vs KC 1	T	FC Dallas Stadium
08/23/2008	DAL 1 at KC 1	T	CommunityAmerica
08/01/2009	DAL 6 vs KC 0	W	FC Dallas Stadium
09/19/2009	DAL 2 at KC 3	L	CommunityAmerica
07/03/2010	DAL 1 vs KC 0	W	FC Dallas Stadium
09/25/2010	DAL 3 at KC 1	W	CommunityAmerica
06/12/2011	DAL 1 vs KC 4	L	FC Dallas Stadium
08/27/2011	DAL 3 at KC 2	W	Livestrong Sporting Park

All-Time Postseason Results

09/26/1996	DAL 2 at KC 3	L	Arrowhead Stadium
09/29/1996	DAL 2 vs KC 1	W	Cotton Bowl
10/02/1996	DAL 2 vs KC 2	SOL	Cotton Bowl

All-Time Regular-Season Series Leaders

	FC Dallas	Wizards
Goals	14 Jason Kreis	6 Preki
Assists	7 Jason Kreis	9 Preki
Shots	81 Jason Kreis	78 Preki
Shots on Goal	31 Jason Kreis	34 Preki
Fouls Committed	39 Jason Kreis	37 Matt McKeon
Fouls Suffered	43 Jason Kreis	46 Davy Arnaud
Wins	5 Mark Dodd	7 Tony Meola
Losses	6 Mark Dodd	5 Tony Meola
Shutouts	4 Matt Jordan	5 Tony Meola
Saves	74 Mark Dodd	54 Tony Meola
Goals Allowed	13 Mark Dodd	17 Tony Meola

All-Time Regular-Season Series Game Highs

	FC Dallas	Wizards
Goals	4 Jeff Cunningham (8/1/09)	3 Davy Arnaud (7/3/04)
Assists	2 - 10 players tied	2 - 5 players tied
Shots	10 Cooper/dos Santos	10 Preki (7/6/02)
Shots on Goal	6 Ronnie O'Brien (5/7/05)	5 Preki (twice)
Fouls Committed	7 Atiba Harris (9/25/10)	7 Uderitz/Bunbury
Fouls Suffered	6 - 3 players tied	8 Onandi Lowe (8/25/01)
Saves	12 Mark Dodd (9/19/98)	9 Mike Ammann (6/6/97)
Goals Allowed	6 Kevin Hartman	5 Jeff Cassar (twice)



	-----FC Dallas-----					-----Sporting KC-----			
Category	1	2	OT	Tot.		1	2	OT	Tot.
Goals	24	52	0	76		21	45	0	66
Shots	288	303	8	599		290	367	7	664
Shots on Goal	114	145	1	260		137	157	1	295
Fouls	335	311	7	653		295	301	4	600
Offsides	63	72	3	138		74	48	1	123
Corner Kicks	84	113	2	199		108	125	4	237

Goals Scored in 15-Minute Intervals

	1-15	16-30	31-45	46-60	61-75	76-90	OT	Total
DAL	8	8	8	14	14	24	0	76
KC	6	7	8	14	13	18	0	66

Toronto FC

TORONTO FC
BMO Field
170 Princes' Blvd
Toronto, Ontario
M6K 3C3
Phone: (416) 815-5400
Website: www.torontofc.ca

CHIEF CLUB OFFICIALS

Maple Leaf Sports & Entertainment Chairman of the Board/MLS Governor: Larry Tanenbaum
Executive Vice-President & Chief Operating Officer/Alternate MLS Governor: Tom Anselmi
Sr. Director, Business Operations: Paul Beirne

TEAM INFORMATION

Head Coach & Technical Director: Aron Winter
Director, Player Development: Paul Mariner
Director, Team & Player Operations: Earl Cochrane
First Assistant Coach & Assistant Technical Director: Bob de Klerk
Assistant Coach: Jason Bent
Goalkeepers Coach: Stewart Kerr
Head Scout: Leo Chappel
Director, Academy: Thomas Rongen
Academy Senior Team Head Coach: Danny Dichio
Academy Junior Team Head Coach: Jimmy Brennan
Manager, Team Operations: Corey Wray
Manager, Player Development: Jaime McMillan
Equipment Manager: Malcolm Phillips

TEAM MEDICAL INFORMATION

Team Physician: Dr. Ira Smith
Head Athletic Therapist: Carmelo Lobue
Assistant Athletic Therapist: Shawn Jeffers
Massage Therapist: Marcelo Casal
Strength & Conditioning Coach: Nick Milonas

BMO FIELD

170 Princes' Blvd, Toronto, ON M6K 3C3
Press Box Phone Number: (508) 384-1960
MLS Capacity: 21,859 (soccer) 28,000 (concerts)
Surface: Grass
Field Dimensions: 69m X 105m (223ft x 345ft)
Largest Soccer Attendance: 22,453 vs LA Galaxy on April 13, 2011
Team Colors: Red, White and Dark Grey

PRACTICE FACILITIES

BMO Field
Toronto FC Academy Facility at Downsview Park
Oakville Soccer Centre



VISITING TEAM HOTEL

Renaissance Toronto Downtown Hotel
1 Blue Jays Way
Toronto, ON
M5V 1J4

BROADCAST INFORMATION

Television Partner (English): TSN
Talent: Play-by-play – Luke Wileman; Analyst – Jason de Vos
English Radio: TBD

PR DIRECTORY

Mike Masaro
Coordinator, Media Relations
Office: (416) 815-5400 x 5399
Mobile: (416) 716-1311
Email: mmasaro@torontofc.ca

Rajani Kamath

Director, Corporate Communications MLSE
O: (416) 815-5790
Email: rajani.kamath@mlse.com

PR Info Line: 416-815-6172

Twitter: @torontofc
Facebook: facebook.com/torontofc
YouTube: youtube.com/TorontoFC

FC Dallas vs. Toronto FC

All-Time Regular-Season Results

FC Dallas record: 4-1-3

Home games: 3-0-1 (8 GF, 4 GA)

Road games: 1-1-2 (4 GF, 6 GA)

Year	Score	Result	Venue
06/17/2007	DAL 0 at TOR 4	L	BMO Field
09/08/2007	DAL 2 vs TOR 0	W	FC Dallas Stadium
08/03/2008	DAL 2 at TOR 0	W	BMO Field
10/11/2008	DAL 2 vs TOR 2	T	FC Dallas Stadium
04/11/2009	DAL 1 at TOR 1	T	BMO Field
04/19/2009	DAL 3 vs TOR 2	W	FC Dallas Stadium
07/24/2010	DAL 1 at TOR 1	T	BMO Field
09/04/2010	DAL 1 vs TOR 0	W	FC Dallas Stadium
05/11/2011	DAL 1 vs TOR 0	W	FC Dallas Stadium
07/20/2011	DAL 1 at TOR 0	W	BMO Field

All-Time Regular-Season Series Leaders

	FC Dallas	Toronto FC
Goals	6 Kenny Cooper	1 - 10 players tied
Assists	3 David Ferreira	3 Carl Robinson
Shots	14 Kenny Cooper	15 Chad Barrett
Shots on Goal	11 Kenny Cooper	8 Chad Barrett
Fouls Committed	8 Marcelo Saragosa	9 Guevara/Robinson
Fouls Suffered	12 David Ferreira	6 Collin Samuel
Wins	3 Kevin Hartman	1 Srdjan Djekanovic
Losses	1 Dario Sala	4 Stefan Frei
Shutouts	3 Kevin Hartman	1 Srdjan Djekanovic
Saves	17 Kevin Hartman	19 Stefan Frei
Goals Allowed	6 Dario Sala	8 Stefan Frei

All-Time Regular-Season Series Game Highs

	FC Dallas	Toronto FC
Goals	2 - 3 players tied	1 - 10 players tied
Assists	1 - 7 players tied	2 Robinson/Guevara
Shots	5 Brek Shea (7/20/11)	7 Chad Barrett (4/19/09)
Shots on Goal	3 - 5 players tied	4 Chad Barrett (4/19/09)
Fouls Committed	4 - 3 players tied	4 - 9 players tied
Fouls Suffered	7 David Ferreira (4/19/09)	6 Collin Samuel (9/8/07)
Saves	7 Kevin Hartman (5/11/11)	7 Greg Sutton (twice)
Goals Allowed	4 Dario Sala (6/17/07)	3 Stefan Frei (4/19/09)



	-----FC Dallas-----				-----Toronto FC-----			
Category	1	2	OT	Tot.	1	2	OT	Tot.
Goals	5	9	0	14	4	6	0	10
Shots	65	64	0	129	52	55	0	107
Shots on Goal	20	34	0	54	31	19	0	50
Fouls	48	60	0	108	69	73	0	142
Offsides	16	25	0	41	21	17	0	38
Corner Kicks	25	19	0	44	23	24	0	47

Goals Scored in 15-Minute Intervals

	1-15	16-30	31-45	46-60	61-75	76-90	OT	Total
DAL	0	1	4	2	0	7	0	14
TOR	0	3	1	1	3	2	0	10

Vancouver Whitecaps FC

FRONT OFFICE

550 – 375 Water Street
Vancouver, BC V6B 5C6
Office: 604.669.WAVE (9283)
Email: info@whitecapsfc.com
Fax: 604.684.5173
Website: whitecapsfc.com

CHIEF CLUB OFFICIALS

Owners: Greg Kerfoot, Steve Luczo, Jeff Mallett, & Steve Nash
President: Bob Lenarduzzi
Chief Operating Officer: Rachel Lewis
Vice-President, Brand & Partnerships: Kim Jackman
Vice-President, Finance & Administration: Don Ford
Director, Professional Teams: Greg Anderson
Director, Soccer Operations: Tom Soehn

TEAM INFORMATION

Head Coach: Martin Rennie
Assistant Coach: Paul Ritchie
Assistant Coach: Carl Robinson
Assistant Coach & Scouting Coordinator: Jake DeClute
Goalkeeping Coach: Marius Rovde
Head Sports Science & Medicine: Rick Celebrini
Head Athletic Trainer: Jake Joachim
Physiotherapist: Graeme Poole
Strength & Conditioning Coach: Steve Ramsbottom
Head Equipment, Logistic & Facilities Manager: Ed Georgica
Assistant Equipment Manager: Andrew Lichtenfels
Manager, Professional Teams: Joe Jesseau

TEAM MEDICAL INFORMATION

Team Physician: Dr. Jim Bovard
Team Physician: Dr. Bob McCormack

STADIUM INFORMATION

BC Place Stadium
777 Pacific Boulevard
Vancouver, BC V6B 4Y8
MLS Capacity: 21,000
Pitch Surface: Polytan Ligaturf 240 RS+
Pitch Dimensions: 117 x 75 yards
Largest Soccer Attendance: 60,342 (NASL - Vancouver Whitecaps vs. Seattle Sounders, June 20, 1983)
Club Colours: White, Deep Sea Blue, Whitecaps FC Blue, and Silver

PRACTICE FACILITIES

Burnaby Lake Sports Complex West
3677 Kensington Avenue
Burnaby, BC V5B 4A5



VISITING TEAM HOTEL

Hyatt Regency Vancouver
655 Burrard Street
Vancouver, BC V6C 2R7
vancouver.hyatt.com

BROADCAST INFORMATION

National Television: TSN
Talent: Play-by-play – Luke Wileman; Analyst – Jason de Vos; Sideline – Perry Solkowski

Regional Television: Rogers Sportsnet

Talent: Play-by-play – Craig MacEwen; Analyst – TBC

Radio: TEAM 1410

Talent: Play-by-play – Peter Schaad; Analyst – Paul Dolan

PR DIRECTORY

Carly Jokic
Director, Communications & Broadcast
Office: 604.669.9283 ext. 2287
Mobile: 604.753.8915
Email: cjokic@whitecapsfc.com

PR Email: communications@whitecapsfc.com

Twitter: @WhitecapsFC

Match Twitter: @WhitecapsMatch

Facebook: facebook.com/WhitecapsFC

Youtube: youtube.com/VancouverWhitecapsFC

FC Dallas vs. Vancouver Whitecaps FC

FC Dallas vs. Vancouver Whitecaps FC

All-Time Regular-Season Results

FC Dallas record: 2-0-0

Home games: 1-0-0 (2 GF, 0 GA)

Road games: 1-0-0 (2 GF, 1 GA)

Year	Score	Result	Venue
04/23/2011	DAL 2 at VAN 1	W	Empire Field
10/15/2011	DAL 2 vs VAN 0	W	FC Dallas Stadium

All-Time Regular-Season Series Leaders

	FC Dallas	Whitecaps
Goals	1- 4 players tied	1 - Alain Rochat
Assists	1- 6 players tied	1 Brovsky/ Chiumiento
Shots	5 Marvin Chavez	3- 3 players tied
Shots on Goal	2 Marvin Chavez	2 Camilo/Khalfan
Fouls Committed	4 Jackson	8 Eric Hassli
Fouls Suffered	5 Ugo Ihemelu	4 Camilo
Wins	2 Kevin Hartman	0
Losses	0	1 Cannon/Nolly
Shutouts	1 Kevin Hartman	0
Saves	5 Kevin Hartman	3 Joe Cannon
Goals Allowed	1 Keven Hartman	2 Cannon/Nolly

All-Time Regular-Season Series Game Highs

	FC Dallas	Toronto FC
Goals	1 - 4 players tied	1 Alain Rochat
Assists	1 - 6 players tied	1 Brovsky/Chiumiento
Shots	3 Marvin Chavez	2- 4 players tied
Shots on Goal	2 Marvin Chavez	2 Nizar Khalfan
Fouls Committed	3- 3 players tied	5 Eric Hassli
Fouls Suffered	4 Ihemelu/Loyd	3- 3 players tied
Saves	4 Kevin Hartman	3 Joe Cannon
Goals Allowed	1 Kevin Hartman	2 Cannon/Nolly



	-----FC Dallas-----					-----Toronto FC-----			
Category	1	2	OT	Tot.		1	2	OT	Tot.
Goals	1	3	0	4		1	0	0	1
Shots	14	14	0	28		6	10	0	16
Shots on Goal	4	5	0	9		3	3	0	6
Fouls	10	14	0	24		14	27	0	41
Offsides	5	4	0	9		3	3	0	6
Corner Kicks	3	3	0	6		3	2	0	5

Goals Scored in 15-Minute Intervals

	1-15	16-30	31-45	46-60	61-75	76-90	OT	Total
DAL	0	0	1	2	0	1	0	4
VAN	0	1	0	0	0	0	0	1

Always
One of
a KindTM





FC Dallas
Stadium

About FC Dallas

FC Dallas became a charter member club of Major League Soccer on June 6, 1995, selected along with Kansas City and Colorado to give the league 10 teams for its initial year. Known originally as the Dallas Burn, the team's original colors (green and red) and logo (fire-breathing horse) were unveiled at a gala in New York City on October 17, 1995. That same day, MLS announced that Mexican-icon Hugo Sanchez was allocated to the team as its first player in team history.

Six months later, Dallas played its first MLS game, defeating the San Jose Clash in front of 27,779 fans at the Cotton Bowl in Dallas on April 14, 1996. In its second year, Dallas claimed its first major championship, winning the 1997 U.S. Open Cup title by defeating D.C. United 5-3 on penalty kicks after a scoreless game.

The team was a league-owned entity from its inception until the fall of 2003, when Lamar Hunt and his family took over the operating rights. Between 1996 and 2012, Dallas compiled a regular season record of 207-201-84 and qualified for the postseason on 12 occasions. In 2006 and once again in 2012, the club recorded its highest point total in franchise history by accumulating 52 points (Dallas earned the top seed in the Western Conference Playoffs for the first time ever in 2006).

The team changed its name to FC Dallas after the conclusion of the 2004 season. As part of the club's rebranding, new uniforms and a new logo were unveiled along with the name change. The logo features the name FC Dallas and the number 96, signifying the year the club played its inaugural game, above a drawing of a bull, signifying the kind of Texas cattle that were driven along North Texas trails throughout the 19th century. The logo features the club's new colors red, white and blue, (all of which can be found in the American flag and the state flag of Texas) with a hint of silver. After playing all of the team's home games at either the Cotton Bowl in Dallas or Dragon Stadium in Southlake, Texas for the first nine-and-a-half seasons of its existence, FC Dallas moved to its new home, FC Dallas Stadium, the third soccer-specific stadium in Major League Soccer, on August 6, 2005.

In 2006, FC Dallas formed exclusive partnerships with Mexican First Division club Tigres de la Universidad Autonoma de Nueva Leon (UANL) and Clube Atletico Paranaense of Brazil's Campeonato Brasileiro Serie A. These partnerships provide FC Dallas with an avenue to develop philosophies, practices, and training methods, as well as the opportunity to exchange players through loans. These partnerships have seen FCD play an annual home-and-away series against each club. FC Dallas won the inaugural Rio Grande Plate against Tigres in 2006, but the Mexican club claimed the plate in 2007 and 2008. Dallas retook the plate in dramatic fashion in 2011, besting Tigres in a penalty kick shootout. Atletico Paranaense won the inaugural USA-Brazil Challenge in 2007, but 2008 saw FCD claim the title.

In January 2008, FC Dallas was recognized as the 2007 Frisco Business of the Year, taking the top honor at the 24th Annual Frisco Chamber of Commerce Banquet Awards. Out of 1,300 businesses that qualified for the honor, 100 were nominated and presented in front of a nomination committee. Only four finalists were selected from the nominees, and the Frisco business leaders selection committee awarded FCD the winner.

2011 Competitions

The main goal for every team throughout the MLS regular season is to put itself in position to win the MLS Cup in November. However, along the way there are several other competitions that FC Dallas will also participate in – both international and domestic. These competitions are played during the regular season, which is why on some occasions, FCD will play against another MLS team but the results won't have an impact on the regular season standings. Below is the list of competitions for 2011.

Supporters' Shield

The Supporters' Shield is given to the team that finishes the regular season with the best record in the league (most points). In the past few years, the winner of the Supporters' Shield has represented the United States in the CONCACAF Champions Cup (now the CONCACAF Champions League), the longest running international club competition in the CONCACAF region and has crowned the champion club of the Confederation since its inception over four decades ago. FC Dallas qualified for the CONCACAF Champions League tournament in 2011 by advancing to MLS Cup in Toronto in 2010.

Lamar Hunt U.S. Open Cup

The U.S. Open Cup, which is recognized as U.S. Soccer's National Championship, is an annual competition open to all amateur and professional soccer teams affiliated with U.S. Soccer. The tournament has crowned a champion for 96 consecutive years dating back to 1914. Within the U.S. Open Cup framework, teams compete in one of the following four categories: professional outdoor Division I (Major League Soccer), Division II (NASL) or Division III (USL Pro); or Amateur Division (USL Premier Development League & U.S. Adult Soccer Association). FCD won the Open Cup in 1997 and has reached the final on two other occasions (2005 vs. LA, 2007 vs. NE). The team that wins the Open Cup will collect \$100,000, and the runner-up taking home \$50,000.

Brimstone Cup

When FC Dallas and the Chicago Fire play, they play for more than the game at hand. In 2001, the team's fans joined to start the inaugural Brimstone Cup, which is handed to fans of the team that wins the season series. That year, the teams tied the season series with each team going 2-2. The fans decided goal-differential should not decide the winner of the cup, and instead left the winner to be determined by the playoff series or the U.S. Open Cup. The teams met in the 2001 playoffs, which the Fire won, in turn keeping the first-ever Brimstone Cup. Dallas has gone on to hold the Cup ever since...

After winning the series in 2002 (2-0), the teams tied the series in 2003 - Cup rules stipulate that if a team does not straight out win the series, the current holders retain the Cup. Dallas has not lost the last 10 season series: 2004 – FCD won 2-0; in 2005, the teams split the series but Dallas won the U.S. Open Cup Semifinal matchup to keep the Cup. In 2006, FCD won both games in the series by a 3-2 score, and still retain the Cup. In 2007, FCD defeated Chicago 2-1 at Toyota Park on May 17 and tied 1-1 at FC Dallas Stadium on Sept. 20, thus winning the series by the aggregate score of 3-2 and retaining the Brimstone Cup. FCD again claimed the cup in 2008, winning both games by a combined 5-1 score. The 2009 season saw FC Dallas retain the cup by going 1-1-0 against the Fire and in 2010, FC Dallas won the series 1-0-1 after defeating the Fire, 3-1 at FC Dallas Stadium. Last season, Dallas drew the Fire 1-1 in its season-opener, but traveled to Chicago and claimed the cup on the strength of a 2-1 road victory.

El Capitan – The Cannon

The 2006 and 2007 seasons saw the beginning of what promises to be a competitive rivalry between the two Texas MLS teams – FC Dallas and Houston Dynamo. Prior to the first-ever meeting, the teams agreed to play for something more than points in the standings during the four-game regular season series. The winner of the series would earn the right to keep a 19th century Mountain Howitzer cannon, recognizing the winning side as the best Major League Soccer team in the state of Texas during the year. Through an online poll, the fans of both teams voted to call the cannon "El Capitan."

Houston claimed the cannon during the first year, by winning the series 2-1-1. The teams met four times during regular season play in 2007, with Houston claiming the series 3-0-1. FCD and Houston met three times in 2008 with each game ending in a tie, forcing the second tiebreaker of away goals to decide the winner. FCD had the edge, outscoring Houston 4-2 on the road, which means "El Capitan" was in Dallas' possession for the 2009 season. However, the Dynamo reclaimed "El Capitan" that season. The teams battled twice early in the 2010 season, a draw at FC Dallas Stadium and a 1-0 win for Dallas in Houston's Robertson Stadium on May 5 - the first win for FC Dallas in Robertson Stadium sent the cannon back to Frisco. The Dynamo retook the cannon in the 2011 campaign, drawing Dallas 2-2 in Houston before earning a 1-0 victory in FC Dallas Stadium.

About FC Dallas Stadium



About FC Dallas Stadium

Opened on August 6, 2005, FC Dallas Stadium is a 145-acre multipurpose sports and entertainment facility located at the intersection of Main Street and Dallas North Tollway in Frisco, Texas, and is the home stadium for FC Dallas.

The combination of a world-class stadium and a sports park make FC Dallas Stadium one of the best and most unique soccer facilities in the world. Included in the facility is the 20,500 state-of-the-art pro soccer stadium which features a built-in stage on the north end and 26 suites that are approximately 500 square feet in size. Located on the west side of the stadium, the suites are immediately above the lower bowl seating area and provide an outstanding view of both the playing field and the concert stage. By adding field seats above a state-of-the-art Terraflor covering, the stadium can accommodate over 27,000 fans for concerts.

The facility has demonstrated to be one of the top venues in the United States for both professional and amateur soccer. The complex, which includes 17 tournament-grade fields used for youth and adult soccer, as well as high school sports and other events, has drawn over 1 million visitors each year since opening.

In addition to FC Dallas action, FC Dallas Stadium is the focal point of youth and adult soccer in North Texas and around the country. North Texas Soccer, the largest joint youth and adult soccer association in the United States, signed a marketing partnership with FC Dallas Stadium which further enhances the brand awareness for both properties throughout the region. Furthermore, the United States Youth Soccer Association is headquartered at the complex. US Youth Soccer is the largest member of the United States Soccer Federation, the governing body for soccer in the United States.

In February 2006, FC Dallas Stadium was recognized by the Dallas Business Journal as the winner of the 2005 Best Community Impact Award, given to a property that was judged to have created the most positive economic and social impact on a community. FC Dallas Stadium was also the Top Winner at the Topping Out 2007 Awards Presentation, recognized for excellence in the fields of development, architecture and construction which have a positive impact on the local community. In November 2006, FC Dallas Stadium was recognized as the first “Green” professional sports stadium in Texas after administering a formal recycling program. The SportsTurf Managers Association named the FC Dallas Stadium field as its 2011 Field of the Year in the professional soccer category on Monday, December 5, 2011. Coordinator of Stadium Grounds Allen Reed and Director of Stadium Grounds Miles Studhalter accepted the award on behalf of FC Dallas.

The \$105 million public-private complex is owned by the City of Frisco in partnership with the Hunt Sports Group (HSG), the Frisco Independent School District, and Collin County.

FC Dallas Stadium fast facts:

- Capacity – 20,500
- 145 acres
- Type of Turf = Tiff 419 Bermuda
- 5,385 total parking spaces
- 24.5 acres of off-site parking
- 115,000 square yards of landscaped turf
- 1,180 total number of trees
- 10,790 linear feet of perimeter fencing
- 46,000 linear feet of irrigation piping
- 950 sprinkler heads
- 2.5 surface acres of detention ponds
- 12,500 linear feet of sidewalks
- 10 concession stands on the concourse featuring a combined 82 points of sale.
- 6,500 square foot River Club features 82 permanent seats, a bar, and full-service restaurant
- The River Club by WinStar World Casino can accommodate up to 1,100 people.
- The soccer park has two concession stands featuring a combined 10 points of sale.
- There are 475 wheelchair and companion seats available
- There are six women’s restrooms and six men’s restrooms in the stadium concourse, as well as six family restrooms.
- There are also restrooms in the River Club, on the Suite Level, and in the Press Box.
- There are two women’s and two men’s restrooms located in the soccer park.
- The specifications for the LED boards at FC Dallas Stadium, for both stadium and soccer park:
 - STADIUM – Northwest and Northeast main displays are 19’-0” x 56’9 3/8” L 23 mm / 99,840 pixels.
 - Approximate weight = 9,315 lbs.
 - Two – South Fascia LEDs (east and west) are 4’ – 0 1/4” H x 60’ – 3 1/2” L 23 mm / 38,400 pixels.
 - Approximate weight = 2,500 lbs. each.
 - East Fascia LED is 9’-7 3/16” x 24’-0” L 23 mm / 40,960 pixels. Approximate weight = 2,700 lbs.
 - West Fascia LED is 400’ – 9 5/8” L x 3’ – 7 3/16” H, 23 mm / 256,512 pixels. Approximate weight = 18,800 lbs
- Two soccer park pavilion displays are 10’ – 7 11/16” x 19’ – 6 1/16” each 34 mm Galaxy / 16,896 each.
- Approximate weight: 1,400 lbs. each.

About FC Dallas Stadium

DIRECTIONS TO FC DALLAS STADIUM

From Downtown Dallas – Head North on the Dallas North Tollway to Main Street in Frisco. Facility is on the northeast corner of Tollway and Main Street.

From DFW Airport – As you take the North Exit out of the airport, proceed to 635 and head East. Take 635 East to the Dallas North Tollway and head north. Proceed on the Dallas North Tollway to Main Street in Frisco. Facility is on the northeast corner of Tollway and Main Street.

FC DALLAS STADIUM ATTENDANCE RECORDS (THROUGH 2011)

Date	Match	Outcome	Attendance
Largest Soccer Crowd, All-Time:			
5/18/08	FC Dallas vs. Los Angeles	5-1 LA	22,531
Largest Soccer crowd, FC Dallas Regular Season game:			
5/18/08	FC Dallas vs. Los Angeles	5-1 LA	22,531
Largest Soccer crowd, FC Dallas Playoff game:			
10/28/06	FC Dallas vs. Colorado	3-2 COL	15,486
Largest Soccer crowd, FC Dallas Open Cup game:			
10/3/07	FC Dallas vs. New England (Final)	3-2 NE	10,618
Largest Soccer crowd, FC Dallas International game:			
7/19/06	FC Dallas vs. Tigres (MEX)	2-0 FCD	17,176
Largest Soccer crowd, FC Dallas other competition:			
7/31/07	FC Dallas vs. Los Angeles (SuperLiga)	6-5 LA	21,576
Largest Crowd, International:			
3/1/06	Mexico vs. Ghana	1-0 MEX	16,703
Largest Crowd, International Club Teams:			
1/7/06	Necaxa vs. Tigres (InterLiga)	3-2 TIG	22,322
1/7/06	Chivas vs. Cruz Azul (InterLiga)	2-2	22,322
Largest Crowd, College Soccer:			
12/14/08	Maryland vs. North Carolina (NCAA College Cup Final)	1-0 MD	6,594
Largest Crowd, High School Football:			
9/8/06	Frisco vs. Highland Park		5,000
Largest Crowd, Concert:			
10/25/08	Ozzfest		30,000

FC Dallas Stadium's Top 10 FC Dallas Crowds

1. May 18, 2008 – FC Dallas vs. Los Angeles (5-1 LA)	22,331
2. May 1, 2011 – FC Dallas vs. Los Angeles (2-1 FCD)	21,867
3. July 27, 2008 – FC Dallas vs. Los Angeles (4-0 FCD)	21,020
4. Oct. 7, 2006 – FC Dallas vs. Los Angeles (2-1 FCD)	20,500
5. April 22, 2007 – FC Dallas vs. Colorado (3-1 FCD)	20,500
6. Oct. 20, 2007 – FC Dallas vs. Kansas City (2-0 KC)	20,500
7. March 19, 2011 – FC Dallas vs. Chicago (1-1 Draw)	20,145
8. April 1, 2006 – FC Dallas vs. Chicago (3-2 FCD)	19,377
9. July 29, 2006 – FC Dallas vs. Colorado (4-1 FCD)	18,329
10. Oct. 15, 2005 – FC Dallas vs. Kansas City (2-2 Draw)	18,021

Media Guidelines

2012 FC Dallas Media Guidelines

Press Credentials

Single-game and full-season credentials can be requested through the FC Dallas Communications Department by e-mail at jminnick@fcdallas.net. Single-game credentials must be requested no later than 24 hours prior to the requested game day. Full-season credentials are granted to media based on the following criteria: commitment to season-long coverage of FC Dallas, need for and use of media access to facilitate reporting and newsgathering, and media outlet's adherence to media policies and procedures. All credential requests must be submitted by an editor or producer on behalf of the reporter or photographer. Generic freelance credentials without a specific publication assignment will not be approved.

Media Will Call

Media Will Call is located at the North Box Office and opens two hours prior to kick off on game days. It is closed in the 15th minute of the game. Parking is free.

Photographers/TV Crews

Television and still photographers holding proper credentials can shoot from the designated areas behind the goals. Photographers can use the press box to file photos.

Media Access on Game Days

In accordance with Major League Soccer policy, both home and visiting locker rooms are open to credentialed media beginning 15 minutes following the conclusion of the game. Both visiting and home head coaches will be available to media in a post-game press conference format located in Locker Room D. After the post game press conference there will be no access to the FC Dallas coach inside the locker rooms, only to players.

Media Access to Training Sessions

FC Dallas trains regularly on the adidas Field at FC Dallas Stadium. Unless otherwise noted, training sessions are open to credentialed media, however media are encouraged to contact the FC Dallas Communications Department to confirm practice times and dates. Players and coaches are available for interviews by request through the communications department following each session (requests must be made prior to the end of the training session).

FC Dallas Distribution List and Press FTP

Media can receive FC Dallas news and information via e-mail by contacting the FC Dallas Communications Department and requesting to be added to the distribution list. B-Roll, sound, highlights and photos are also available via the league Press FTP site. For username and password information, contact the FC Dallas Communications Department.

FC Dallas Communications Department Contact Information

Cesar Velasco: Sr. Director, International Communications
469.365.0198
E-mail: CVelasco@FCDallas.net

Leigh Anne Gullett: Director, Public Relations
Office: 469.365.0054; Cell: 2102.259.7865
E-mail: LGullett@FCDallas.net

Jason Minnick: Manager, Media Relations
Office: 469.365.0068
E-mail: JMinnick@FCDallas.net



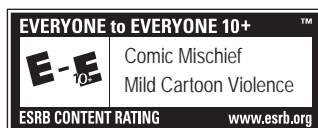


Get active with Kinect.

KINECT[™]
for  **XBOX 360.**



Games and system
sold separately.



©2012 MLS[™]

Xbox 360[®] is a proud
sponsor of MLS

