




2013 MEDIA GUIDE

**DALLAS
'TIL I DIE**



PROUDLY FUELING FC DALLAS.

We're back in 2013 as the jersey sponsor for FC Dallas.

AdvoCare offers more than 70 exclusive weight loss, energy and sports performance products of the highest quality and a business opportunity that empowers individuals to explore their ultimate potential. For more – go to advocare.com or facebook.com/advocare.

FC Dallas 2013 Regular Season Schedule

Match #	DATE	OPPONENT	HOME/AWAY	TIME (CT)
1	Saturday, Mar 2 (MLS, MLS)	Colorado	Dallas	7:30
2	Sunday, Mar 10 (TF)	Chivas	Chivas	4:00
3	Sunday, Mar 17 (ESPN2)	Houston	Dallas	12:00
4	Saturday, Mar 23 (MLS, MLS)	Real Salt Lake	Dallas	7:30
5	Saturday, Mar 30 (MLS, MLS)	New England	New England	3:00
6	Saturday, Apr 6 (MLS, MLS)	Toronto	Toronto	3:00
7	Saturday, Apr 13 (NBCSN)	LA Galaxy	Dallas	6:30
8	Saturday, Apr 20 (MLS, MLS)	Vancouver	Dallas	7:30
9	Saturday, Apr 27 (TSN, TSN)	Vancouver	Vancouver	5:00
10	Wednesday, May 8 (MLS, MLS)	Portland	Dallas	8:00
11	Saturday, May 11 (MLS, MLS)	DC	Dallas	7:30
12	Saturday, May 18 (MLS, MLS)	Seattle	Seattle	9:30
13	Saturday, May 25 (MLS, MLS)	San Jose	Dallas	7:30
14	Saturday, Jun 1 (MLS, MLS)	Colorado	Colorado	8:00
15	Saturday, Jun 15 (ESPN)	Portland	Portland	4:00
16	Saturday, Jun 22 (MLS, MLS)	Kansas City	Dallas	7:30
17	Saturday, Jun 29 (NBCSN)	Philadelphia	Philadelphia	4:30
18	Thursday, Jul 4 (MLS, MLS)	Chivas	Dallas	8:00
19	Sunday, Jul 7 (MLS, MLS)	LA Galaxy	Los Angeles	9:30
20	Saturday, Jul 13 (MLS, MLS)	Real Salt Lake	Dallas	8:00
21	Saturday, Jul 20 (TSN, TSN)	Montreal	Montreal	6:00
22	Saturday, Aug 3 (MLS, MLS)	Seattle	Seattle	9:30
23	Sunday, Aug 11 (ESPN2)	LA Galaxy	Dallas	7:00
24	Saturday, Aug 17 (MLS, MLS)	Portland	Portland	10:00
25	Wednesday, Aug 21 (MLS)	Chivas	Chivas	9:30
26	Saturday, Aug 24 (MLS, MLS)	San Jose	Dallas	8:00
27	Saturday, Sep 7 (MLS, MLS)	Vancouver	Dallas	7:30
28	Saturday, Sep 14 (MLS, MLS)	Colorado	Colorado	8:00
29	Sunday, Sep 22 (TF)	New York	New York	4:00
30	Sunday, Sep 29 (MLS, MLS)	Columbus	Dallas	7:30
31	Saturday, Oct 5 (MLS, MLS)	Real Salt Lake	Real Salt Lake	8:00
32	Saturday, Oct 12 (MLS, MLS)	Chicago	Dallas	7:30
33	Saturday, Oct 19 (NBCSN)	Seattle	Dallas	2:00
34	Saturday, Oct 26 (NBCSN)	San Jose	San Jose	4:30

**Be yourself
Be refreshing
Be**



The Official Soft Drink Partner of



www.7UP.com

7UP is a registered trademark of Dr Pepper/Seven Up, Inc. ©2013 Dr Pepper/Seven Up, Inc. DP-18515





Schellas Hyndman | HEAD COACH

Now entering his fifth season as head coach, Hyndman joined FC Dallas on June 17, 2008 after 31 seasons as a college head coach, including 24 at nearby Southern Methodist University. He has compiled a 42-34-35 MLS regular season record during his three-and-a-half year tenure and currently holds the top winning percentage in team history (.536). The fifth head coach of FC Dallas, Hyndman was the first to be named MLS Coach of the Year in 2010. He also led the club to its first appearance in MLS Cup that season, leading to a berth in the 2011 CONCACAF Champions League tournament.

Under Hyndman, the 2011 FC Dallas side became the first team in MLS history to defeat a Mexican opponent in Mexico as the club opened its first foray into the competition with an unprecedented 4-0-0 record and four consecutive shutouts. Hyndman also led Dallas to back-to-back playoff appearances for the first time since the 2007 season and equaled the greatest number of points in a MLS season (52) despite enduring an additional 14 matches in outside competition.

Hyndman ranks fifth all-time in victories among Division I coaches, posting an all-time college record of 466-122-49, which includes a record of 368-98-38 at SMU and 98-24-11 at Eastern Illinois University, where he has been inducted into the school's Hall of Fame. In 31 years as coach, he led his schools to 30 NCAA playoff appearances, 11 quarterfinals and five final fours (three in Division I, two in Division II). He was named National Coach of the Year in 1981 and also earned eight league Coach of the Year honors during his career (WAC: 1997, 1998, 1999; MVC: 2000, 2001, 2002, 2004; Conference USA: 2006). Hyndman was recognized for his long-term service and contributions towards the growth of intercollegiate soccer on Jan. 13, 2012. He

received the Bill Jeffrey Award for Long-Term Service to Intercollegiate Soccer during the annual NSCAA Awards Banquet in Kansas City, Mo. Hyndman also remains a Director of Coaching Emeritus of the NSCAA Academy.

Born Nov. 4, 1949 in Macau (China) to a Portuguese father and Russian mother, Hyndman lived in China until the age of eight, when his family moved to Springfield, Ohio. He attended and played football at Butler High School, while playing club soccer with the Dayton Edelweiss Soccer Club. Hyndman played collegiate soccer at Eastern Illinois University, where he was part of the 1969 NAIA national championship team. After playing one season with the Cincinnati Comets of the American Soccer League in 1975, Hyndman moved to Sao Paulo, Brazil, where he was an apprentice at Escola Graduada de Sao Paulo and trained regularly with Sao Paulo FC.

On Oct. 20, 2007, Hyndman was enshrined into the Walk of Fame at FC Dallas Stadium, along with Kenny Cooper Sr., an honor given to those who have made significant contributions to the sport of soccer in Texas. He is also a former president of the National Soccer Coaches Association of America (2005). Hyndman, who also holds a 10th degree black belt in karate, is married to Kami and has three children, Tony, Jaime and Tamara. His grandson Emerson is playing with Fulham Football Club Academy in London, England.



Marco Ferruzzi | ASSISTANT COACH

Marco Ferruzzi enters his ninth season as an assistant coach and his second as the head coach of the FC Dallas Reserves. During his tenure, FC Dallas has compiled a regular season record of 82-74-62. In addition to assisting in running practices and evaluating players for the first team, Ferruzzi oversees the scouting of college and youth players for the club, including the staff preparations for the annual MLS Player Combine and SuperDraft. He has served as a reserve team, Pre-Academy and premier team coach in the FC Dallas youth club.

Ferruzzi, 42, was selected sixth overall in the 1997 MLS Supplemental Draft by the Tampa Bay Mutiny, where he played in 19 games, registering two assists.

Following his time with Tampa Bay, Ferruzzi played two seasons with the Minnesota Thunder of the A-League, captaining them to the league final in 2003. The former midfielder previously played four seasons with the Richmond Kickers (A-League), serving as the team's captain when the Kickers reached the finals in 2002.

Ferruzzi, who also holds his USSF "A" coaching license, played his collegiate soccer at the University of North Carolina for four seasons. He is married to Zaida and has a daughter, Ysabella and a son, Diego.

Brent Erwin | ASSISTANT COACH

Brent Erwin joined FC Dallas as an assistant coach on Jan. 8, 2013. Erwin previously served under FC Dallas head coach Schellas Hyndman at Southern Methodist University from June 2000 through May 2005.

A U.S.S.F. "A" licensed coach, Erwin was the assistant coach for SMU during the 2012 season. The Texas Christian University graduate also served as head coach of the women's program at SMU from 2007 to 2012. Prior to his tenure at SMU, Erwin was the head coach of the men's program at the University of Central Florida from 2005 through 2007.

Erwin played one season at Richland College in Richardson, Texas before transferring to TCU for the 1995 season. Erwin was a three-year starter for the Horned Frogs before graduating in 1997. Following his final season, Erwin trained for two seasons with the Dallas Burn under head coach Dave Dir.



Drew Keeshan | GOALKEEPER COACH

Drew Keeshan is entering his sixth season as FC Dallas' goalkeeper coach. In 2010 he guided goalkeeper Kevin Hartman to an all-time MLS record GAA of 0.62 including nine shutouts. Keeshan also serves as the Director of Goalkeeping for the FC Dallas Academy, playing an integral role in the development of 2011 FIFA U-17 World Cup Championship goalkeeper and FC Dallas Homegrown player, Richard Sanchez.

Prior to joining FCD, the Tipperary, Ireland native spent the 2007 season as an assistant coach at Clemson following a successful season in a similar role at Emory in 2006. Keeshan began his professional career with Waterford United in 1993, and then had stints at Galway United, Kilkenny City and Limerick Football Club, all in the League of Ireland. Keeshan was a part of the Galway team that earned a promotion to the Premier Division at the end of the 1998-1999 season.

Keeshan's college playing career included two years at Lindsey Wilson College from 1996-1998, reaching the NAIA national championship tournament in 1997. After two years at Lindsey Wilson, Keeshan played two years at Life University, again reaching the national championship tournament in 1999. He graduated from Life University with a B.S. degree in Dietetics in 2001, earning Salutatorian honors.

Keeshan holds both a USSF B and USSF Goalkeeper license, and has served as an assistant for the Augusta Fireball of the PDL ('05-'06), head goalkeeping coach for the Georgia ODP ('02-'07), and goalkeeper staff coach for ODP Region III ('04-'07).

Skylar Richards HEAD ATHLETIC TRAINER

Skylar Richards became the head athletic trainer for FC Dallas on July 11, 2012. Richards joined the club with the help of its strategic partner, Texas Health Ben Hogan Sports Medicine, strengthening the medical team currently serving the club.

Richards' previously served with the Colorado Rapids as the team's assistant athletic trainer and head strength and conditioning coach. Prior to joining the Rapids for the 2012 season, Richards worked with the Columbus Crew from 2007 to 2012 as an assistant athletic trainer and fitness and rehabilitation specialist.

A 2006 graduate of Evansville with a bachelor's degree in athletic training, Richards earned his master's degree in exercise physiology from the University of Akron in 2008.





Paul Lombardo | ASSIST. ATHLETIC TRAINER

Paul Lombardo is beginning his third season as the Assistant Athletic Trainer, after joining the club in July of 2011. He calls two places home, the Pacific Northwest and the deserts of Tucson, Arizona. Lombardo has previously worked as a head athletic trainer at the high school level with his alma mater in Washington State. Following his time there, Lombardo moved to the college level at Texas State University.

Lombardo continues to work on his Masters of Science in Athletic Training from Texas State University and has received his BS in Sports Injury Management with an emphasis in Athletic Training from the University of Nevada in Las Vegas 2003.

His credentials include the titles of ATC & LAT. He is a member of the National Athletic Trainers Association and PSATS (Professional Soccer Athletic Trainers Society). When not at work, Lombardo enjoys hobbies such as golf and staying fit. He would like to acknowledge his mother Carmen and younger brother Andrew.



Jim Walter, M.D. | TEAM DOCTOR

Dr. James C. Walter specializes in arthroscopy and the treatment of sports-related injuries. He is committed to the highest quality of care for all athletes ranging from youth to professional. A native of Oklahoma, Dr. Walter attended Stanford University. In 1991 he earned a B.S. in Biological Sciences and graduated with Distinction. Dr. Walter received his medical degree from Washington University School in St. Louis. Dr. Walter completed an orthopedic residency at the University of Texas Southwestern Medical School at Dallas. Following his residency, Dr. Walter was awarded a prestigious surgical fellowship in sports medicine at the American Sports Medicine Institute in Birmingham, Ala.

Dr. Walter returned to Dallas and joined Texas Orthopaedic Associates in 2001. In addition to being the Head Physician for FC Dallas, Dr. Walter currently serves as Orthopedic Team Physician for Allen High School, Wakeland High School and Little Elm High School. He serves as an Orthopedic Consultant to Prestonwood Christian Academy and Creekview High School. He is known for his expertise in shoulder and elbow injuries of the throwing athlete as well as arthroscopic and reconstructive surgery of the knee, shoulder and elbow. Dr. Walter is Board Certified by the American Board of Orthopedic Surgery and subspecialty Certified in Orthopedic Sports Medicine. He participates in education as an Assistant Clinical Professor at UT Southwestern Medical Center.

Marcus Owens | EQUIPMENT MANAGER

Marcus Owens is beginning his ninth season as equipment manager for FC Dallas. Owens' numerous responsibilities include the ordering and maintaining of game uniforms, practice gear and equipment. He also works closely with the assistant coaches on setting up practice both at home and on the road.

Prior to joining FC Dallas, Owens served four years with other Major League Soccer teams. He was the equipment manager with the MetroStars in 2002 and in 2003. Prior to that, Owens was with the Miami Fusion for 2000 and 2001. He also spent three seasons as equipment manager for the Myrtle Beach SeaDawgs of United Soccer Leagues. Originally from Dover, Delaware, Owens played midfield for Francis Marion University from 1982 to 1984. He and his wife, Sherry, reside in Frisco with son Ajay.



Luiz Muzzi

DIRECTOR, SOCCER OPERATIONS AND ASSIST. TECH. DIR.

Luiz Muzzi joined FC Dallas as the club's Director of Soccer on Dec. 1, 2012. Muzzi previously served as the Director of Soccer for Traffic Sports in Miami, Fla. from 2003 through 2012. During his time with Traffic Sports, Muzzi served as the General Manager for Miami FC (now the Fort Lauderdale Strikers) of the NASL between 2006 and 2010.

Muzzi holds two Masters Degrees. The first was earned in Computer Science in 1994 from the University of Florida. Muzzi was awarded his second Masters Degree in Sports Management from the University of Massachusetts, Amherst in 2000.

Daniel Granados | ASST. TEAM ADMIN.

Daniel Granados is in his 17th season with FC Dallas. He started out as a volunteer with the team and today is part of the full time staff. His responsibilities include assisting Marcus Owens in practices and on game day. Granados is also responsible for assisting new players when they first sign with the team by helping with housing, transportation, visas and everything else a player needs when moving to a new city.

Born in Leon Guanajuato Leon, Mexico, Granados resides in Dallas with his wife Carmen.





Acosta



Baladez



Benitez



Castillo



Cooper



Fernández



Ferreira



Hassli



Hedges



Ihemelu



Jackson



Jacobson



John



Keel



Loyd



Luccin



Michel



Perez



Sanchez



Seitz



Top



Ulloa



Warsaw



Watson



Woodberry

FC Dallas Preseason Roster

As of February 26, 2013

No.	Player	Pos.	Ht.	Wt.	Birthdate	How Aquired
1	Raul Fernandez	GK	6-1	178	10-6-85	Signed: 1-10-13
3	Ugo Ihemelu	D	6-0	178	4-3-1983	Trade w/Col: 8-31-09
4	Andrew Jacobson	M	6-2	185	9-24-85	Trade w/PHL: 2-18-11
5	Jair Benitez	D	5-7	145	1-11-79	Signed: 7-22-09
6	Jackson	M/F	5-9	154	6-3-88	Signed: 8-13-107
7	Blas Pérez	F	6-1	174	3-13-81	Signed: 1-3-12
8	Peter Luccin	M	5-11	--	4-9-79	Signed: 12-10-12
10	David Ferreira	M/F	5-5	145	8-9-79	Signed: 2-24-09
11	Fabian Castillo	F	5-8	150	6-17-92	Signed 3-3-11
13	Bradlee Baladez	F	6-1	186	8-8-91	Homegrown Signed: 12-19-12
14	George John	D	6-3	200	3-20-87	'09 Draft: 1st Rd (14th)
16	Bobby Warshaw	M	6-0	185	11-21-88	'11 Draft: 1st Rd (17th)
17	Zach Loyd	D	5-9	160	7-18-87	'10 Draft: 1st Rd (5th)
18	Chris Seitz	GK	6-3	236	3-12-87	Trade w/Sea: 12-15-10
21	London Woodberry	D	6-1	160	5-28-91	Homegrown Signed: 1-9-13
22	Stephen Keel	D	6-0	185	4-11-83	'12 Re-Entry Draft: Signed 12-14-12
23	Kellyn Acosta	D/M	5-10	150	7-24-95	Homegrown Signed: 7-12-12
24	Matt Hedges	D	6-4	190	4-1-90	'12 Draft: 1st Rd (11th)
25	Walker Zimmerman	D	6-3	185	5-19-93	'13 Draft: 1st Rd (7th)
27	Je-Vaughn Watson	M	6-1	175	10-22-83	Trade w/ HOU: 2-19-13
28	Victor Ulloa	M	6-0	158	3-4-92	Homegrown Signed: 7-30-10
29	Eric Hassli	F	6-4	198	5-3-81	Trade w/TOR: 2-4-13
31	Michel	M/D	6-1	180	6-9-81	Signed: 2-19-13
32	Jonathan Top	F	5-8	160	1-26-93	Homegrown Signed: 1-12-11
33	Kenny Cooper	F	6-3		10-21-84	Trade w/New York: 2-4-13
40	Richard Sanchez	GK	6-3	197	4-5-94	Homegrown Signed: 2-18-11



Zimmerman



Kellyn Acosta # 23

Position: Defender/Midfielder

Height: 5-10

Weight: 150

Hometown: Plano, Texas

DOB: July 24, 1995

Citizenship: USA

Last Club: FC Dallas Academy

Acquired

Acosta signed a Homegrown contract with FC Dallas on July 12, 2012.

Professional

2012: In MLS Reserve League action, Acosta logged 90 minutes in a 3-2 loss to the Houston Dynamo Reserves on June 16... The young midfielder netted a goal in the 31st minute of that match. Finished the season with 270 minutes played for the FC Dallas Reserves.

International

2013: A former member of the U.S. Under-15 and U-17 National teams, Acosta is currently part of the U.S. U-18 National Team player pool. 2012: Acosta most recently appeared in the Lisbon International Tournament under U.S. U-18 head coach Javier Perez. There, Acosta saw 135 minutes of action for the U.S. U-18 squad, which went 0-1-2 against Poland, Slovakia and Portugal.

Youth

2012: Acosta started 27 of the 28 games he played for the FC Dallas U-16 Development Academy team... He scored nine times for the 12-4-8 side, which advanced to U.S. Soccer's Development Academy Playoffs... Also played up with FC Dallas' U-18 team eight times, logging a total of 907 minutes... The team went 20-3-1 during the 2011-12 season, was 3-0-0 in U.S.S.D.A. Playoffs and claimed U.S. Soccer's 2012 U-18 Development Academy championship.

Personal

Bradlee Baladez #13

Forward

6-1

186

DOB: Aug. 8, 1991

Birth Place:

Hometown: Mesquite, Texas

Citizenship: USA

College: South Carolina

Last Club: FC Dallas Academy

Acquired

Baladez signed a Homegrown contract with FC Dallas on Dec. 19, 2012.



College

Was an all-conference and NSCAA All-South honoree. In his three seasons with South Carolina, Baladez started 59 games, scored 17 goals and tallied eight assists. He was named the team Offensive MVP following his sophomore campaign, earning All-Conference USA and All-South honors. It was the second of three All-Conference USA campaigns for the Texan, who led Conference USA with five game-winning goals as a freshman in 2010.

High School/FC Dallas Academy

A former two-time Dallas Morning News Player of the Week honoree during his prep days, Baladez was voted team MVP and Most Outstanding Player at Mesquite High School while also advancing to USSF Academy League Regional Finals (2009) and USSF Academy League National Finals (2010) with the FC Dallas Academy. Baladez was the eighth Homegrown signing in FC Dallas history.

Personal

Majored in sociology at South Carolina... Son of Ruby Berthelette and Lupe Baladez... Has six brothers and sisters (Carlee, Pam, Ashton, Mikey, Joe and Jason)... Enjoys beat boxing and shooting free throws in his spare time... Would be a professional rapper if he wasn't playing soccer... Favorite TV show is Breaking Bad... Favorite book is Green Eggs and Ham... Favorite movies are Friday and Titanic... Favorite song is Brand New by Drake and Set it off by Lil Boosie.

Baladez



Jair Benitez # 5

Defender

5-7

151

DOB: Jan 11, 1979

Birth Place: Jamundi, Colombia

Hometown: Jamundi, Colombia

Citizenship: Colombia

Last Club: Independiente Medellin (Colombia)

Acquired

FC Dallas initially signed Benitez on July 22, 2009 from Deportivo Cali of Colombia's Primera Division.

Professional

2012: Benitez logged the fourth-most minutes for FC Dallas during the 2012 season (2397), topping the 2,000 mark for the third straight season... He scored the first goal of his MLS career via set piece in the 44th minute of Dallas' 3-2 win against Colorado on Aug. 11... He picked up the seventh assist of his career in the following match, a 2-0 victory over Vancouver on Aug. 15... Benitez equaled his MLS-high for shots (15) in a season. 2011: Benitez saw time in 27 of 34 regular season matches for a total of 2,231 minutes... He picked up a career high three assists, the first of which was a game-winner against the Vancouver Whitecaps on April 23... The Colombian defender had a career high 15 shots. He scored a game-winning goal via free kick in a 2-0 win against Real Salt Lake in a Lamar Hunt U.S. Open Cup match on July 12. 2010: Benitez picked up his first assist of the season in a 3-1 win over the Philadelphia Union on Aug. 8... He notched his second assist of the season two games later when he picked out Brek Shea for a game-winner against Chivas USA on Aug. 21... Benitez finished third on the team in minutes played (2,424) after starting 22 straight games to close out the regular season... He assisted on David Ferreira's first half goal in MLS Cup. 2009: Benitez signed with FC Dallas on July 22 on loan from Deportivo Cali of Colombia's Primera Division... He made his FC Dallas and MLS debut in the left back position on July 24 versus Real Salt Lake... He earned his first MLS assist on Sept. 30 versus the New England Revolution when he crossed the ball to Jeff Cunningham for the game-winning goal... Benitez started all 13 games in which he appeared. 1999-2009: Benitez spent time with clubs in both Colombia and Argentina... He spent the majority of his career with Independiente Medellin, where he twice helped the club win Copa Mustang, Colombia's national tournament (2002, 2004)... In 2006, Benitez joined Deportivo Cali, where he played 95 games and scored two goals before returning to Independiente Medellin on loan in 2009... As a member of Medellin in 2009, Benitez appeared in 17 total contests, including both the regular season and the South American club championship, Copa Libertadores.

International

Benitez has earned seven caps with the Colombian national team making appearances in FIFA World Cup qualifying, the 2005 CONCACAF Gold Cup and various friendlies in 2007.

Personal

His parents' names are Tulio Sinisterra and Carmen Benitez. He has two children, Geronimo Benitez and Yasiris Benitez. When he is not playing soccer, he likes to watch it on TV. He prays before every game. Roberto Carlos was his favorite player. He likes how people have treated him during his time in Dallas and he enjoys going out to eat to different places and going shopping. His favorite soccer memory is when he played for the Colombian National Team in 2005.

YEAR	TEAM	GP	GS	MIN	G	A	SHT
2009	FC Dallas	13	13	1155	0	1	2
2010	FC Dallas	28	28	2424	0	2	8
2011	FC Dallas	27	25	2231	0	3	15
2012	FC Dallas	28	27	2397	1	1	15
Totals		96	93	8207	1	7	40

Regular-Season Game Highs

Goals: 1, Aug. 11, 2012, DAL vs. COL

Assists: 1, 7 times, last: Aug. 15, 2012, DAL at VAN

Shots on Goal: 1, 6 times, last: Oct. 28, 2012, DAL vs. CHV

Shots: 3, Aug. 20, 2011, DAL vs. SEA

Fouls Committed: 4, Sept. 10, 2011, DAL at NE


Fouls Suffered: 5, May 19, 2012, DAL vs. PHI

Fabian Castillo #11

Forward
5-8
150
DOB: June 17, 1992
Birth Place: Cali, Colombia
Hometown: Cali, Colombia
Citizenship: Colombia
Last Club: Deportivo Cali (Colombia)

Acquired

FC Dallas acquired the then 18-year-old Colombian striker from Deportivo Cali on March 7, 2011.



Professional

2012: As a 20-year-old, Castillo scored the second-most (6) goals for FC Dallas during the season, three off the pace set by Blas Perez (9)... In 26 appearances (1892 MP), Castillo added three assists... He averaged a goal every six shots, the best ratio of any FC Dallas attacking player. 2011: Despite joining FC Dallas less than two weeks before the start of the season, Castillo made his MLS debut in Dallas' second match of the season on March 26 against San Jose... He went on to make 21 appearances, logging 1,355 minutes and scoring two goals and three assists... Two of his three assists were game-winners, the first of which came in a 2-0 win against Philadelphia on May 14... Castillo's second game-winning assist came on a goal scored by Marvin Chavez in a 1-0 win over New England on June 4.

International

A member of the Colombian U-20 National Team, Castillo began his career in the Deportivo Cali youth ranks before making his first team professional debut during the 2010 season. He appeared in 10 games during the 2010 campaign, notching three goals and logging 768 minutes.

Personal

Castillo's single-greatest supporter throughout his life has been his grandmother, Mery Escobar... He spent the majority of his childhood in her care... She took him to practices and watched him play soccer for countless hours... He still remains in close contact with his grandmother, who remains in Colombia... Mother is Laura Sanchez... Father is Fabio Castillo... Has five siblings, three sisters and two brothers... Enjoys cooking... He would be a college student if he wasn't a professional soccer player... Enjoys watching Champions' League... Favorite book is 100 years of solitude... Favorite movie is Ice Age... Favorite song is Mi Religion by Mana.

YEAR	TEAM	GP	GS	MIN	G	A	SHT
2011	FC Dallas	21	16	1355	2	3	28
2012	FC Dallas	26	23	1892	6	3	36
Totals		47	39	3247	8	6	64

Regular-Season Game Highs

Goals: 1, 8 times, last: Oct. 28, 2012, DAL vs. CHV
Assists: 1, 6 times, last: Aug. 11, 2012, DAL vs. COL
Shots on Goal: 3, Oct. 28, 2012, DAL vs. CHV
Shots: 4, May 9, 2012, DAL vs. SEA
Fouls Committed: 3, Apr. 25, 2012, DAL vs. RSL
Fouls Suffered: 4, Aug. 11, 2012, DAL vs. COL

Castillo



OUR SECOND PASSION? FC DALLAS SOCCER.

Our first passion? Sharing knowledge. BB&T's history of sharing knowledge and providing advice dates back to 1872, and has always empowered our clients to make the financial decisions just right for them. But when we're not at work, we're in the stands cheering on FC Dallas.



BB&T

Member FDIC.

© 2013, Branch Banking and Trust Company. All rights reserved.


Kenny Cooper

#33

Forward
6-3
210
DOB: Oct. 24, 1984
Birth Place: Baltimore, Md.
Hometown: Dallas, Texas
Country: USA
Former Club: Red Bull New York

Acquired

Cooper was re-acquired by FC Dallas in a trade with the New York Red Bulls on Feb. 4, 2013



Cooper

Professional

Cooper made his MLS debut with FC Dallas in 2006, scoring 11 goals and four assists in 29 starts. The Dallas product had four goals and two assists in an injury-shortened 2007 season before scoring 18 goals and three assists in 2008. Cooper started all 30 games for FC Dallas that season, was named to the MLS All-Star team and MLS Best XI en route to earning the MLS Comeback Player of the Year award.

Cooper played his fourth season with FC Dallas in 2009, scoring seven goals and an assist in 15 starts before being transferred to 1860 Munich on July 31. Cooper was limited to 14 games in two 2. Bundesliga seasons due to injury. The forward re-joined MLS in January of 2011 when he signed with the Portland Timbers. Cooper had eight goals and two assists in 29 starts for the Timbers before being traded to New York for the 2012 season. He matched his career high in goals (18) last season.

A member of the U.S. National Team from 2007 to 2010, Cooper helped the U.S. reach the finals of the 2009 CONCACAF Gold Cup. He appeared in five games and scored two goals during the tournament, earning a spot on the Gold Cup All-Tournament Team. Cooper has played 11 games and scored five goals in international competition.

International

Has 11 caps with the U.S. National Team, netting five goals ... Earned his first cap and opened his international goal account in a friendly against Denmark Jan. 20, 2007, at the Home Depot Center in Carson, Calif. ... Scored the first goal of a 2-0 U.S. win against Guatemala in a 2010 World Cup qualifying match on Nov. 19, 2008 ... Added two goals in five games during the 2009 CONCACAF Gold Cup as the U.S. reached the finals of the tournament ... Was named one of the top 18 players in the tournament.

Personal

Father, Kenny, Sr., played goalkeeper for Blackburn Rovers of the English Premier League and the Dallas Tornado of the NASL.

YEAR	TEAM	GP	GS	MIN	G	A	SHT
2012	New York	33	26	2505	18	3	84
2011	Portland	34	29	2562	8	2	78
2009	FC Dallas	15	15	1331	7	1	52
2008	FC Dallas	30	30	2622	18	3	119
2007	FC Dallas	14	12	1068	4	2	33
2006	FC Dallas	31	29	2453	11	4	65
Career Totals		157	141	12541	66	15	431



Raul Fernández #1

Goalkeeper
6-1
178
DOB: Oct.10 , 1985
Birth Place: Lima, Peru
Hometown: Lima, Peru
Citizenship: Peruvian
Last Club: Nice (France)

Acquired

Fernandez signed with FC Dallas on Jan. 10, 2013.

Professional

Fernández got his start in the youth system of Universitario de Deportes of the Peruvian first division. He made his professional debut with the club in a 1-1 draw with Union Huaral on July 31, 2005. Fernández would go on to play in 143 matches for Universitario between his debut and 2010.

Fernández was signed by OGC Nice of the French first division in December of 2010. The 6-1 goalkeeper appeared in two matches for the four-time French Ligue 1 champions since his debut on Aug. 31, 2011. Fernández backstopped Nice in a 2-1 victory over Toulouse in the third round of Coupe de la Ligue.

International

Fernández has earned 21 international caps with the Peruvian National Team since March 26, 2008.

Personal

Mother is Carla Giovanni... Father is Cesar Fernandez Garcia... Has two siblings (Cesar and Carla Fernandez)... Likes listening to music, working out and going to movies in his spare time... Would be an actor if he wasn't playing professional soccer... Likes any type of action movies... Favorite musician is Romeo Santos.

David Ferreira # 10

Midfielder
5-5
153
DOB: Aug. 9, 1979
Birth Place: Santa Marta, COL
Hometown: Santa Marta, COL
Citizenship: Colombian
Last Club: Clube Atletico Paranaense (Brazil)

Acquired

Ferreira initially signed with FC Dallas on loan from Atletico Paranaense on Feb. 28, 2009.



Ferreira

Professional

2012: Ferreira made his return to the FC Dallas lineup on July 4 after missing 45 games... He quickly returned to his elite level and ended the season as FC Dallas' leader in assists (9)... Ferreira achieved his MLS-high in assists per 90 minutes (0.57)... He pulled FC Dallas into a late-season playoff race against Vancouver by scoring two goals and three assists in two road victories over Whitecaps FC (Aug. 11) and Real Salt Lake (Aug. 15). For his efforts, Ferreira was named MLS Player of the Week for Week 25. 2011: Ferreira tallied seven points in six games before being sidelined for the remainder of the season after breaking his ankle in a 2-1 win against Vancouver on April 23. Prior to the injury, Ferreira had three goals and an assist in his last 235 minutes of action. 2010: He was named Major League Soccer's MVP on Nov. 20. Ferreira tied for the MLS lead in game-winning assists (5). He scored two game-winning goals. He was involved in 21 of Dallas' 41 goals on the season (51%). Ferreira drew a league-leading 84 fouls from opponents. He played all but one minute of the season (2,699). He averaged 1.75 points per game during FC Dallas' run to MLS Cup (2G, 3A). Ferreira was a member of the MLS Best XI and an MLS All-Star. 2009: He started all 30 regular season games. Ferreira made his FC Dallas and MLS debut in the season opener on March 21 versus Chicago Fire. He recorded his first assist in a FC Dallas uniform on April 19 versus Toronto FC on a Kenny Cooper goal in the 44th minute. Ferreira scored his first MLS goal on June 7 versus the San Jose Earthquakes. He was the second-leading goal scorer on the team with eight goals. Ferreira was third on the team with seven assists. 2005-2009: Joined Clube Atletico Paranaense in 2005, where he has started 175 games (out of 179), scoring 38 goals and adding 42 assists. He faced FC Dallas on March 7, 2007 in the first-ever USA-Brazil Challenge game in Curitiba, Brazil. Ferreira spent time on loan to Dubai club Al-Shabab from Feb. to June 2008 making 12 appearances on the way to winning the United Arab Emirates league title, before returning to Atletico Paranaense. 2000-2005: He joined first division (Copa Mustang) club America de Cali in 2000, where he would win three consecutive league championships (2000-2002), before moving to Atletico Paranaense in 2005. 1999: He moved to the second division to join Real Cartagena, and won the league title that year. 1997-1999: Ferreira began his professional career with Colombian Primera B club Expreso Rojo in 1997.

International

Is a member of the Colombian National Team, having most recently represented his country in an Oct. 11, 2008 World Cup Qualifier versus Paraguay...Was also a part of the Colombia team that won the CONMEBOL Copa America in 2001, in addition to participating in the 2004 and 2007 editions of the competition.

Personal

The Colombian native enjoys taking his wife and four kids to the movies. Before each game he makes sure he eats well, usually pasta and chicken. His favorite player growing up was former Colombian great, Carlos Valderrama. Ferreira says his current favorite player is Lionel Messi. Ferreira says his favorite memory with FC Dallas was when he was awarded the MVP trophy in Toronto prior to MLS Cup 2010.

YEAR	TEAM	GP	GS	MIN	G	A	SHT
2009	FC Dallas	30	30	2692	8	7	51
2010	FC Dallas	30	30	2699	8	13	54
2011	FC Dallas	6	6	505	3	1	11
2012	FC Dallas	17	16	1427	2	9	21
Totals		83	82	7323	21	30	137

Regular-Season Game Highs

Goals: 2, 2 times, last: Apr. 8, 2011, DAL vs. COL
Assists: 2, 4 times, last: Oct. 28, 2012, DAL vs. CHV
Shots on Goal: 3, 4 times, last: Apr. 8, 2011, DAL vs. COL
Shots: 6, Apr. 10, 2010, DAL vs. CLB
Fouls Committed: 4, Sept. 25, 2010, DAL at KC
Fouls Suffered: 7, Apr. 19, 2009, DAL vs. TOR

OUR WORLD AWAITS

HOTEL • RV PARK • GOLF COURSE



I-35 • EXIT 1 • OK/TX BORDER



A CHICKASAW COUNTRY DESTINATION

FOLLOW US ON



Eric Hassli

#29

Forward
6-4
Weight: 200
DOB: May 3, 1981
Birth Place: Sarreguemines, France
Hometown: Sarreguemines, France
Citizenship: France
Last Club: Toronto FC

Acquired

Joined FCD on February 4, 2013 in a trade with Toronto FC.



Hassli

Professional

2012: Hassli joined Toronto FC on July 20, in a trade with the Vancouver Whitecaps FC. The target forward scored three goals and two assists in eight appearances with Toronto FC. 2011: Hassli appeared in 44 matches for Vancouver, scoring 12 goals and five assists during league play. He was named as one of six inactive players on the MLS All-Star roster on July 25, 2011.

Before signing with MLS/Vancouver Whitecaps FC

Hassli enjoyed successful stints in Switzerland, France and England before being announced as Whitecaps FC's first Designated Player on Mar. 4, 2011. Hassli scored four goals in 16 Swiss Super League appearances for FC Zürich during the 2010-11 season. A native of Sarreguemines, France, he appeared in the UEFA Champions League with FC Zürich during the 2009-10 campaign. He finished third in the Swiss Super League goal scoring charts for the 2008-09 season after recording 17 goals and 10 assists for the league champions.

Since embarking on his professional career with FC Metz (France) during the 2000 season, Hassli has also appeared for: Southampton FC (England), Valenciennes FC (France), Neuchâtel Xamax (Switzerland), Servette FC (Switzerland) and FC St. Gallen (Switzerland).

Personal

Hassli was born and raised in the Moselle department commune of Sarreguemines, which is based in the Lorraine region of northeast France and right next to the border with Germany... When not concentrating on his soccer career, Hassli enjoys listening to music, dining out and visiting friends. The striker is also a fan of English Premier League giants Chelsea FC.

YEAR	TEAM	GP	GS	MIN	G	A	SHT
2012	Toronto FC	7	7	572	3	2	21
2012	Whitecaps FC	18	9	897	2	3	28
2011	Whitecaps FC	26	21	1865	10	2	72
Career Totals		51	37	3334	15	7	121



Matt Hedges #24

Defender

6-4

185

DOB: April 1, 1990

Birth Place: Rochester, New York

Hometown: Carmel, Indiana

Citizenship: United States

College: North Carolina

Acquired

Hedges was selected in the first round (11th overall) of the 2012 MLS SuperDraft.

Professional

2012: Named Soccer by Lives' Rookie of the Week following Dallas' 2-1 win over Vancouver on Sept. 15... Hedges (1,932) overtook Zach Loyd (1,769 in 2010) for the most minutes played by a Dallas rookie in the 18th minute of Dallas' 1-1 draw with Chivas USA on Oct. 7... He finished the season with 2,022 minutes played and three goals.

College

Hedges started 85 matches during his college career. He began his college soccer experience at Butler University, where he played three seasons, scoring 12 goals and compiling 72 shots as a defender. Hedges played his senior season at the University of North Carolina. He scored six goals and had one assist, while starting all 20 games as a member of a stout Tarheel defense, which won the 2011 NCAA Championship.

Personal

Matthew James Hedges is the son of Jim and Donna Hedges Born April 1, 1990 in Rochester, N.Y. His sister played soccer at Wisconsin... His mother played basketball at Morehead State and his father played golf at Morehead State Hedges majored in economics at Carolina... Hobbies include playing FIFA on PlayStation 3 and watching soccer... Favorite soccer memory was when he was selected by FCD in the 2012 MLS SuperDraft.

YEAR	TEAM	GP	GS	MIN	G	A	SHT
2012	FC Dallas	28	23	2022	3	0	12

Regular-Season Game Highs

Goals: 1, 3 times, last: Sept. 29, 2012, DAL at SJ

Assists: 0

Shots on Goal: 1, 5 times, last: Sept. 29, 2012, DAL at SJ

Shots: 3, July 18, 2012, DAL at SJ

Fouls Committed: 2, 6 times, last: Oct. 28, 2012, DAL vs. CHV

Fouls Suffered: 3, Oct. 28, 2012, DAL vs. CHV

Ugo Ihemelu # 3

Defender

5-11

183

DOB: April 3, 1983

Birth Place: Enugu, Nigeria

Hometown: Cedar Hill, Texas

Citizenship: United States

College: SMU

Last Club: Colorado Rapids

Acquired

Signed with FC Dallas following a trade with Colorado on August 31, 2009.



Professional

2012: Named FC Dallas captain at the beginning of the season... Ihemelu started and played every minute for FC Dallas through the first 10 games of the season, before suffering a concussion against Colorado on May 6... Ihemelu scored one goal, a game-winner which came in stoppage-time of a 1-0 win against the New England Revolution on April 5. 2011: Ihemelu logged career highs in games played (31), games started (30), minutes played (2726) and goals (2)... As of March 10, 2012, he ranked 32nd among active MLS players in minutes played (14879)... Ihemelu logged the second-most minutes for FC Dallas across all competitions (43GP, 3691MP). 2010: Started 18 regular season games for FC Dallas... Scored his only goal of the season against Houston on May 5... The goal was a game winner, securing FC Dallas' first-ever victory in Houston against the Dynamo... Picked up an assist on a George John goal in the 54th minute of FC Dallas' 3-0 win over the Los Angeles Galaxy in the Western Conference Final... 2009: Started 20 games for the Colorado Rapids and provided two assists before being traded to FC Dallas on Aug. 31... Made his FCD debut at right back on Sept. 5 versus D.C. United... Scored his first FCD goal in the regular season home finale on Oct. 17 versus his former club the Colorado Rapids, it was his second career goal... 2008: Ihemelu played a big part in the Rapids defense in 2008, starting 16 of the 18 matches that he appeared in and playing all 90 minutes in 15 of those 16 contests... Played in 1,493 minutes... His efforts led to the Rapids allowing a league-low 278 shots on goal all season... Appeared in one Rapids Reserve match... 2007: Appeared in 25 games... Played 2,018 minutes, tied for a team high among defenders... Scored his first career goal against Chivas USA on Oct. 14... 2006: Appeared in 25 games, making 23 starts with 2,031 minutes played for L.A... Registered his first career MLS assist on 7/27 against the New England Revolution in a 1-1 tie at Gillette Stadium... 2005: Played in 25 games for the Galaxy as a rookie - 23 of them starts - and logged 2,031 minutes while recording one assist... A contender for Rookie of the Year honors.

International

2012: Following Dallas' run to MLS Cup in 2010, Alexander, Shea, Loyd and Ihemelu made FC Dallas one of the most-represented MLS teams at the January U.S. National Team camp. Ihemelu was sent home prior to the Jan. 22 match against Chile due to a groin injury. 2009: Took part in the U.S. MNT training camp in Jan. and Feb... Made his second appearance with the National Team on Jan. 24 in the 3-2 U.S. win over Sweden when he replaced Michael Parkhurst in the U.S. lineup and played 14 minutes... 2006: Participated in a U.S. men's national team camp in Jan. at The Home Depot Center... Earned his first career cap as a substitute in a 5-0 win over Norway on Jan. 29, 2006... was invited to a U.S. U20 National Team camp after a solid freshman year at SMU.

College

2004: Ihemelu was a three-time all-Missouri Valley Conference selection and an All-American during his time at SMU... 2003: A first team all conference pick that scored three goals and contributed one assist in 22 games... 2002: A second team All-MVC choice... 2001: One of three players to start all 21 games the Mustangs played, recording two assists.

Personal

Full name is Ugochukwu Ihemelu... Fourth of five children... Both parents grew up in Nigeria... Family later moved to Winnipeg, Canada and then to Texas... Grew up competing in soccer, football, basketball and track... Double major in general business and psychology... Ihemelu has a dog named Harper.

YEAR	TEAM	GP	GS	MIN	G	A	SHT
2005	Los Angeles	25	23	2031	0	1	1
2006	Los Angeles	29	29	2610	0	0	0
2007	Colorado	25	23	2018	1	0	7
2008	Colorado	18	16	1493	0	0	2
2009	Colorado	20	19	1723	0	2	8
	FC Dallas	8	8	720	1	0	5
	2009 totals	28	27	2443	1	0	13
2010	FC Dallas	19	18	1558	1	0	8
2011	FC Dallas	31	30	2726	2	2	10
2012	FC Dallas	10	10	900	1	0	5
	Totals	185	176	15779	6	5	46

POSTSEASON	YEAR	TEAM	GP	GS	MIN	G	A	SHT
	2005	Los Angeles	4	4	390	0	0	0
	2010	FC Dallas	4	4	390	0	1	2
	2011	FC Dallas	1	1	90	0	0	1
		Totals	9	9	870	0	1	3

Regular-Season Game Highs

Goals: 1, 6 times, last: Apr. 5, 2012, DAL vs. NE

Assists: 1, 5 times, last: Oct. 12, 2011, DAL at CHI

Shots on Goal: 1, 16 times, last: Apr. 5, 2012, DAL vs. NE

Shots: 3, Sept. 5, 2009, DAL vs. DC

Fouls Committed: 6, 2 times, last: Sept. 2, 2007, COL at CLB

Fouls Suffered: 5, Sept. 29, 2007, COL at NE

Ihemelu

Always One of a Kind™



/1

The Official Soft Drink Partner of



www.drpepper.com

DR PEPPER and ALWAYS ONE OF A KIND are trademarks of Dr Pepper/Seven Up, Inc. ©2013 Dr Pepper/Seven Up, Inc. DP-18515

Jackson #6

Midfielder

5-9

154

DOB: June 3, 1988

Birth Place: Franca, Brazil

Hometown: Sao Paulo, Brazil

Citizenship: Brazilian

Last Club: Sao Paulo FC (Brazil)



Jackson

Acquired

Signed on loan from Sao Paulo FC on August 13, 2010.

Professional

2012: Jackson racked up seven assists for FC Dallas in 2012 after returning from a loan spell with Brazilian first division side Cruzeiro on April 12... The Brazilian set up seven goals (second to only David Ferreira), five more than he did in 2011, despite playing 220 fewer minutes... Jackson also created additional set piece opportunities by suffering a career-high 36 fouls on the year. 2011: Jackson recorded eight goals and three assists for FC Dallas across all competitions (second-most of any FC Dallas player behind Brek Shea)... Two of his goals were game-winners... Logged the ninth-most minutes during the regular season (1952) and eighth-most across all competitions (2660)... More than doubled his games played (28) and games started (22) totals from 2010... He took 46 more shots in his second MLS season. 2010: Made his first appearance as an outside midfielder for FC Dallas on Aug. 14 against D.C. United... Started nine consecutive matches to close out the regular season... Picked up his first MLS assist on a 12th minute goal scored by Milton Rodriguez in a 3-1 win over Sporting Kansas City... He started all four playoff matches during FC Dallas' run to MLS Cup... One of the most versatile players in the league - played five different positions for FC Dallas in four months (CB, RB, DCM, LB, RM), the third-most in MLS... Born in Franca, Brazil, Jackson first joined the São Paulo youth system in 2003. He made his professional debut for São Paulo against Fluminense in a 1-1 draw at Estádio do Maracanã in Rio de Janeiro, Brazil on Oct. 13, 2007. Since signing with São Paulo, Jackson has been on loan with several Brazilian clubs including: Uberaba Sport Club (2008), Mogi Mirim (2009), São Caetano (2009) and Botafogo-SP (2010).

Personal

His parents' names are Edgina Goncalves and Berto Pereira ... He does not have kids... Likes to play video games and he prays before every game... Favorite player is Cafu... Likes to go out and eat at different restaurants... His favorite soccer memory is when FC Dallas defeated the LA Galaxy 3-0 in the Western Conference Championship in 2010.

YEAR	TEAM	GP	GS	MIN	G	A	SHT
2010	FC Dallas	12	9	805	0	1	7
2011	FC Dallas	28	22	1952	4	2	54
2012	FC Dallas	21	18	1732	4	7	56
Totals		61	49	4489	8	10	117

YEAR	POSTSEASON	GP	GS	MIN	G	A	SHT
2010	FC Dallas	4	4	302	0	0	1
2011	FC Dallas	1	1	90	0	0	6
Totals		5	5	392	0	0	7

Regular-Season Game Highs

Goals: 1, 8 times, last: Oct. 28, 2012, DAL vs. CHV

Assists: 2, July 21, 2012, DAL vs. POR

Shots on Goal: 3, 4 times, last: Oct. 28, 2012, DAL vs. CHV

Shots: 8, Aug. 26, 2012, DAL at LA

Fouls Committed: 6, Oct. 12, 2011, DAL at CHI

Fouls Suffered: 5, May 23, 2012, DAL at CHI



Andrew Jacobson # 4

Midfielder

6-2

185

DOB: September 24, 1985

Birth Place: Palo Alto, CA

Hometown: Palo Alto, CA

Citizenship: USA

College: California

Last Club: Philadelphia Union

Acquired

In a trade with Philadelphia on Feb. 18, 2011.

Professional

2012: Jacobson (31) tied Zach Loyd for the most games started for FC Dallas in 2012.... He also played the second-most minutes (2,597) of any FC Dallas player last season. That ranks 15th all-time in franchise history for minutes played in single season. Jacobson scored one goal, which came in a 5-0 victory over the Portland Timbers on July 21. His only assist of the season came in a 1-1 draw against Toronto on July 4. 2011: Jacobson led FC Dallas in assists (5) during his first season with the club.... He had two assists, including a game-winner in the 85th minute of a 2-1 win over Chivas USA on June 18... Jacobson's second game-winning assist came in the 18th minute of a 1-0 win against Seattle in front of 36,026 spectators... Played the ninth-most minutes of any FC Dallas player across all competitions (2437). 2010: After being acquired by Philadelphia in the 2009 Expansion Draft, Jacobson started 13 of 25 games and played a total of 1,294 minutes for the Union. 2009: Jacobson made 17 appearances, totaling 845 minutes in the midfield for D.C. United... Jacobson scored one goal during the 2009 season. The goal came in a 2-1 win over the Harrisburg City Islanders in the U.S. Open Cup quarterfinals. 2008: Jacobson played with FC Lorient of France's Ligue 1 and was named to the U.S. National Futsal Team roster, playing in four matches at the Futsal World Cup in Brazil.

College

He was a NSCAA First Team All-American, a member of the All-Far West First Team and PAC-10 Player of the Year as a senior at Cal. He had 11 goals and 13 assists in 83 appearances for the Bears.

Personal

Jacobson was a Legal Studies major who would like to become a lawyer... Mother, Cindy, graduated from Cornell and is now a nurse... Sister, Melanie, graduated from UC Davis.

YEAR	TEAM	GP	GS	MIN	G	A	SHT
2009	D.C. United	17	8	845	0	0	8
2010	Philadelphia	25	13	1294	0	0	18
2011	FC Dallas	27	22	1850	1	5	32
2012	FC Dallas	31	31	2597	1	1	40
Totals		100	74	6586	2	6	98

YEAR	POSTSEASON	GP	GS	MIN	G	A	SHT
2011	FC Dallas	1	1	67	0	0	2

Regular-Season Game Highs

Goals: 1, 2 times, last: July 21, 2012, DAL vs. POR

Assists: 2, June 18, 2011, DAL at CHV

Shots on Goal: 3, June 4, 2011, DAL vs. NE

Shots: 5, July 28, 2012, DAL vs. LA

Fouls Committed: 5, May 22, 2011, DAL vs. RSL

Fouls Suffered: 5, Aug. 15, 2012, DAL at VAN

George John #14

Defender
6-3
203
DOB: March 20, 1987
Birth Place: Shoreline, WA
Hometown: Shoreline, WA
Citizenship: United States
College: Washington

Acquired

John was selected by FC Dallas in the first round (14th overall) of the 2009 MLS SuperDraft.



John

Professional

2012: John returned from a two-month loan period with West Ham United on March 2... He appeared in his first MLS match of the season nine days later when he came on for Jair Benitez in the 85th minute of Dallas' 2-1 win against New York... John finished the season with 1,756 minutes played (10th most for Dallas in 2012)... FC Dallas was 7-9-7 in matches in which John played and 2-4-5 in the 11 matches John missed due to injury. 2011: John logged the third-most minutes (3638) of any FC Dallas player across all competitions despite missing three games in August to travel to England and discuss a possible contract with Blackburn of the English Premier League (contract talks eventually fell apart)... John scored three goals and had one assist for Dallas... The first assist of his career came on a goal scored by Marvin Chavez in the 78th minute of a 2-2 draw with New York on June 23. 2010: Logged the fifth-most minutes of any FC Dallas player (2138)...Started 25 of 30 regular season games... Scored his only goal of the season against the LA Galaxy in the Western Conference Final on November 14...Helped Dallas' record a franchise-best goals against average of 0.93... 2009: Made his professional debut when he started his first career MLS match as a central defender on April 19 versus Toronto FC, a 3-2 win...Suffered a left hamstring injury in the 8th minute in the U.S. Open Cup play-in match versus D.C. United on April 22, would miss the next two regular season games...Started 15 of the 30 regular season games and appeared in 16 matches in his rookie season...Suffered a right hamstring injury on May 16 forcing him to miss the next six games, returned to the playing field as substitute on July 4.

College

Four-year letterwinner, three-year starter, and two-year co-captain at the University of Washington...played the majority of his career as a defensive midfielder...led the Huskies to back-to-back trips to the second round of the NCAA Tournament in 2006 and 2007...three-time NSCAA/adidas All-Far West Region selection (first-team in 2008; second-team in 2007 and 2006)...two-time first-team All-Pac-10 (2007, 2008)...All-Pac-10 second-team honoree in 2006...two-time first-team NSCAA Scholar All-American (2007, 2008)...2008 Pac-10 Men's Soccer Scholar Athlete of the Year...three-time Pac-10 All-Academic selection (first-team in 2008 and 2006; second-team in 2007)... four of his nine career goals were game-winners.

Personal

Parents are John and Emilie...mother is a teacher and father is a lawyer...brother, Anthony, and a sister, Angelea...was a business administration major at the University of Washington... Is an avid Greek dancer... Won the 2010 AHEPA Haggan Award.

YEAR	TEAM	GP	GS	MIN	G	A	SHT
2009	FC Dallas	16	15	1162	1	0	4
2010	FC Dallas	25	25	2138	0	0	4
2011	FC Dallas	31	31	2781	3	1	18
2012	FC Dallas	23	19	1756	0	0	12
	Totals	95	90	7837	4	1	38

YEAR	POSTSEASON	GP	GS	MIN	G	A	SHT
2010	FC Dallas	3	3	300	1	0	2
2011	FC Dallas	1	1	90	0	0	1
	Totals	4	4	390	1	0	3

Regular-Season Game Highs

Goals: 1, 4 times, last: Oct. 22, 2011, DAL at SJ
Assists: 1, July 23, 2011, DAL at NY
Shots on Goal: 2, May 12, 2012, DAL at CLB
Shots: 3, 3 times, last: Apr. 14, 2012, DAL vs. MTL
Fouls Committed: 3, 4 times, last: Sept. 24, 2011, DAL vs. HOU
Fouls Suffered: 3, 4 times, last: Apr. 28, 2012, DAL at LA



Stephen Keel #22

Defender
6-0
185
DOB: April 11, 1983
Birth Place: Littleton, Colo.
Hometown:
Citizenship: USA
College: Wake Forest
Last Club: Red Bull New York

Acquired
Selected by FC Dallas in the 2012 MLS Re-Entry Draft and signed on Dec. 14, 2012.

Professional

2012: Started six times out of nine appearances with Red Bull New York... Logged a total of 501 minutes. 2011: Set career highs in games played (16), starts (13) and assists (2). Made Red Bull New York debut on March 26 at Columbus, starting and playing all 90 minutes of 0-0 draw. Registered first career MLS assist on Thierry Henry's game-winning goal on June 10 in 2-1 victory over New England. Started, played 90 minutes and assisted on Luke Rodgers' game-winning goal on Sept. 17 at FC Dallas. 2009-11: Appeared in 53 games for USL First Division side Portland Timbers, scoring one goal. 2005-09: Was a member of the Colorado Rapids, appearing in six MLS matches... Played in 36 reserve games for the Rapids, helping lead the team to back-to-back MLS Reserve Division titles in 2006 and 2007... In 2007, was named MLS Magazine's Reserve Player of the Year... During the 2006 season, he was loaned out to then USL side Seattle Sounders, where he played in 10 games and scored one goal.

Collegiate/Club:

Played four seasons at Wake Forest University, competing in 63 games while scoring 13 goals and nine assists. While in college, he also played on the club level for USL Premier Development League side Bradenton Academics.

YEAR	TEAM	GP	GS	MIN	G	A	SHT
2012	New York	9	6	501	0	0	0
2011	New York	16	13	1226	0	2	3
2008	Colorado	6	6	540	0	0	2
2007	Colorado	4	1	177	0	0	0
2006	Colorado	0	0	0	0	0	0
2005	Colorado	0	0	0	0	0	0
Career Totals		35	26	0	2444	2	5

Regular-Season Game Highs

Goals: 0
Assists: 1, 2 times, last: Nov. 17, 2011, NY @ DAL
Shots on Goal: 0
Shots: 1, 5 times, last: Nov. 24, 2011, vs. POR
Fouls Committed: 5, June 10, 2011, vs. New England
Fouls Suffered: 1, 11 times, last: July 8, 2012 @ New England

Zach Loyd #17

Defender
5-10
168
DOB: July 18, 1987
Birth Place: Tulsa, Oklahoma
Hometown: Tulsa, Oklahoma
Citizenship: United States
College: North Carolina
Last Club: Carolina Dynamo (PDL)

Acquired

Loyd was drafted in the first round (fifth overall) in the 2010 MLS SuperDraft.



Loyd

Professional

2012: Loyd logged career highs in games played (32), games started (31), minutes played (2696) and goals scored (2)... He also had three assists, two of which were game-winning assists... Loyd scored FC Dallas' first goal of the season when he slotted home a pass from Blas Perez in the 11th minute of MLS's debut match on NBC Sports, played against the New York Red Bulls at FC Dallas Stadium on March 11. 2011: Loyd ranked sixth in minutes played (3215) across all competitions for FC Dallas... He scored one goal and four assists in league play... His lone goal, the first of his career, was a game-winner in an eventual 4-0 win against Portland on June 25... Two of his four assists were game-winners (2-1 win against Chicago on Oct. 12 & 2-1 win against LA on May 1). 2010: Loyd made his professional debut in FC Dallas' second match of the season, playing a full 90 minutes in a 2-2 draw with the Columbus Crew on April 10 at Pizza Hut Park... He finished the season in the top 10 for minutes played (1,769) among FC Dallas players... Loyd ranked third in minutes played for players taken in the 2010 MLS SuperDraft ... Started 19 games and saw action in 24.

International

2010: Following Dallas' run to MLS Cup in 2010, Alexander, Shea, Loyd and Ihemelu made FC Dallas one of the most-represented MLS teams at the January U.S. National Team camp. Loyd earned his first cap by starting and playing 73 minutes against Chile on Jan. 22 before coming off for former FC Dallas defender Anthony Wallace.

College

Loyd scored seven goals and recorded 10 assists in his four years at North Carolina... He earned a spot on the NCAA College Cup All-Tournament Team his Junior year... Loyd set up the game-winner for FC Dallas' 2009 draft pick Brian Shriver against No. 1 Wake Forest in the national semifinal advancing UNC to the College Cup final versus Maryland... He led the Tar Heels to back-to-back trip to the final four of the NCAA Tournament in 2008 and 2009.

Personal

Zachary Robert Loyd is the son of Alan and Kathleen Loyd...Born July 18, 1987, in Tulsa, Okla....Has three brothers...Majored in exercise and sport science at North Carolina and plans a career as a teacher and coach after soccer...Two brothers play soccer at Benedictine College... Has a son named Gabriel Drew Loyd... Married Casey Nogueira in October 2012.

YEAR	TEAM	GP	GS	MIN	G	A	SHT
2010	FC Dallas	24	19	1769	0	0	1
2011	FC Dallas	30	28	2416	1	4	8
2012	FC Dallas	32	31	2696	2	3	15
	Totals	86	78	6881	3	7	24

YEAR	POSTSEASON	GP	GS	MIN	G	A	SHT
2010	FC Dallas	4	1	221	0	0	0
2011	FC Dallas	1	1	90	0	0	0
	Totals	5	2	311	0	0	0

Regular-Season Game Highs

Goals: 1, 3 times, last: July 4, 2012, DAL vs. TOR
Assists: 1, 7 times, last: Aug. 15, 2012, DAL at VAN
Shots on Goal: 1, 4 times, last: July 18, 2012, DAL at SJ
Shots: 2, 3 times, last: July 18, 2012, DAL at SJ
Fouls Committed: 5, May 12, 2012, DAL at CLB
Fouls Suffered: 5, May 28, 2011, DAL at HOU



Peter Luccin # 8

Midfielder

5-11

DOB: April 9, 1979

Birth Place: Marseille, France

Hometown:

Citizenship: French

Last Club: Lausanne-Sport (Switzerland)

Acquired

Luccin signed with FC Dallas on Dec. 10, 2012.

Professional

Luccin started his career in the youth system of French club AS Cannes before playing 118 matches in the French Ligue 1 between stints with Bordeaux, Marseille and Paris Saint-Germain. The defensive midfielder transferred into Spain's La Liga in 2001, where he started a total of 215 matches with Celta de Vigo, Atlético Madrid, Real Zaragoza and Racing Santander.

International

Luccin appeared five times for the French Under-20 National Team in 1997.

Personal

Has two sons and one daughter... Has three brothers and one sister... Enjoys traveling with his family during his time off... Would be involved in soccer in some capacity if he was not playing professionally... Favorite movie is Thirteen Days and his favorite music is hip hop.

Michel #31

Defender/Midfielder

6-1

175

DOB: June 9, 1981

Birth Place: Victoria, Brazil

Hometown: Victoria, Brazil

Citizenship: Brazil

Last Club: Aris FC

Acquired

Michel signed with FC Dallas on Feb. 19, 2013




Michel

The 31-year-old winger, Michel, began his professional career in 1998 with Brazilian first division side Atletico Mineiro. From 1998 to 2004, Michel made 83 appearances and scored nine goals for the now 104-year old Brazilian club. Michel transferred to Belgian side Standard Liège for the 2004 through 2006 seasons where he made 30 appearances and netted two goals.

"We're very glad to have Michel joining FC Dallas," said head coach Schellas Hyndman. "We've liked him since our first day of preseason when he came in on trial. He's a very good player with a very good resume. He plays on both sides of the ball and is a good distributor of the ball. I saw him play for Atlético Paranaense and for Aris out of Greece, so I've been familiar with him for a long time. He's really happy to be here and we're happy to have him. I think he's going to add a lot to our defense."

Michel returned to South America in the summer of 2006, signing a three-year contract with Brazilian side Clube Atlético Paranaense. He played 58 games and scored six goals before signing with Náutico (Brazil) for the 2009 season. Michel spent six months with Náutico, appearing in 28 matches and scoring one goal. He also appeared in 11 matches for Vila Nova (Brazil) during the 2010 season. Michel's most-recent stint was with Aris FC of the Greek first division. Between 2010 and 2012, he appeared 52 times and assisted on four goals.



Blas Perez # 7

Midfielder

6-1

174

DOB: March 13, 1981

Birth Place: Panama City, Panama

Hometown: Panama City, Panama

Citizenship: Panama

Last Club: Leon (Mexico)

Acquired

Signed with FC Dallas on January 3, 2012.

Professional

2012: In his first season with FC Dallas, Perez led the club in scoring with nine goals... He also had four assists, two of which were game-winning assists... Perez finished the season with 1705 minutes played in 20 games, 19 of which were starts. 2010-2011: While still under contract with Tigres, Perez played on loan with San Luis (5G, 17GP), Club León (19G, 28GP) and Indios (3G, 12GP). 2009: Joined Pachuca on loan during the Clausura... Scored eight goals in 15 matches... Was also loaned to Al Wasi (Dubai) during the 2009 season... Scored four goals in eight matches for Al Wasi. 2008: Signed with UANL Tigres on January 18, his seventh club and first in Mexico... Scored eight goals in 31 matches. 2006-2007: Joined Cúcuta... Won the Copa Mustang (equivalent of the Lamar Hunt U.S. Open Cup) in 2006... Made his debut in Copa Libertadores with Cúcuta, scoring eight goals, including two against Argentina's Boca Juniors... The eight goals were the second-most in the tournament that year... Was acquired by Hércules CF of the Spanish Second División on May 29, 2007... Scored four goals in 16 matches with Hércules CF. 2005-2006: Signed with Deportivo Cali, scoring 20 goals in 54 appearances. 2004: Joined Centauros (Colombia) and went on to score 29 goals in 37 matches, catching the attention of one of Colombia's top clubs Deportivo Cali. 2003: Signed with Envigado (Colombia) and scored six times in 29 appearances. 2002: Joined top Uruguayan side Nacional, but made only two appearances. 2001: Joined Árabe Unido (Panama) and continued his goal scoring form (10 goals in 36 games). 1998-2000: Pérez began his career in his native Panama with Panamá Viejo... went on to score 27 goals in 56 matches.

International

Made his debut for the Panama national football team in 2000 against Guatemala... Played for Panama at the 2007 Gold Cup, in which they were eliminated in the quarterfinals by the U.S... Ended up as Panama's top scorer, with three goals and one assist... Blas Perez was also named in the 2007 Gold Cup "Best XI". As of February 25, 2013 Perez has scored 28 goals in 68 appearances with Panama.

Personal

Perez or "Super Raton" (Mighty Mouse) as he is known, hails from Panama. Perez made his professional debut in 1998 for his hometown team, Panamá Viejo. A proven goal-scorer at the top level, it's expected that Perez will provide FCD with a consistent scoring threat from the forward position.

YEAR	TEAM	GP	GS	MIN	G	A	SHT
2012	FC Dallas	20	19	1705	9	4	53
	Totals	20	19	1705	9	4	53

Regular-Season Game Highs

Goals: 2, Sept. 29, 2012, DAL at SJ

Assists: 2, Mar. 11, 2012, DAL vs. NY

SOG: 3, 2 times, last: Oct. 7, 2012, DAL at CHV

Shots: 5, Oct. 7, 2012, DAL at CHV

Fouls Committed: 3, 5 times, last: May 23, 2012, DAL at CHI

Fouls Suffered: 5, Apr. 28, 2012, DAL at LA

Richard Sanchez #40

Goalkeeper

6-3

197

DOB: April 5, 1994

Birth Place: Mission Hills, Calif.


Hometown: Dallas, Texas

Citizenship: Mexico/USA

Last Club: FC Dallas Academy

Acquired

Signed as FC Dallas' sixth Homegrown player on Feb. 18, 2011



Professional

2012: The 18-year-old has yet to see time with the FC Dallas first team in league competition... Sanchez logged 360 minutes in five appearances for the FC Dallas Reserves, finishing with a 2-1-1 record and a 1.50 GAA... 2011: His first FC Dallas Reserve League action came on Aug. 9 when he played the final 21 minutes of a 2-0 loss to Real Salt Lake Reserves.

International

2013: Spent 18 days in January training with Mexican U-20 Goalkeeper Coach, Fernando Piña in Puebla, Mexico in preparation of the 2013 CONCACAF U-20 Championships. 2012: Represented the Mexican U-18 National Team in a Mexico City-based training camp from Jan. 20-26... Called in to Mexican U-20 National Team camp in Mexico City from Feb. 14 through March 4... Represented Mexico's U-20 National Team in International Terborg tournament in the Netherlands May 18-20. 2011: FC Dallas Home Grown goalkeeper Richard Sanchez became a FIFA U17 World Cup Champion after his Mexican team toppled Uruguay 2-0 in front of a packed house at Estadio Azteca in Mexico City on July 10... The FC Dallas Academy product pushed his U-17 World Cup record to 3-0-0 with a 3-2 win against the Dutch on June 24... He earned his first shutout of the tournament with a 2-0 win over Panama in the round of 16 and got his fifth win of the Cup in a 2-1 win over France on July 4. Sanchez and the Mexican U-17 National Team downed Germany in epic fashion, winning 3-2 on July 7 to claim a spot in the tournament finale.


Youth

2011: In January, the 16-year-old Sanchez was named the top goalkeeper in the Universidad Catolica tournament in Chile, while playing for the Mexican U-17 National Team. Mexico lost 1-0 to Uruguay in the final. 2010: Sanchez spent much of the year training with the Mexico U-17 National Team in preparation for the 2011 U-17 World Cup.

Personal

Born in Mission Hills, Calif., Sanchez moved to Texas with his family and initially played for Texas Football Club before joining Spain's Atletico de Madrid U-16 squad. In 2009, Sanchez returned to Texas and began playing for the FC Dallas Development Academy. The signing of Sanchez to the first team marked the sixth time an FC Dallas Academy player made the jump from the youth ranks to the professional level, at the time the most of any team in MLS.

Sanchez



Chris Seitz #18

Goalkeeper

6-3

236

DOB: March 12, 1987

Birth Place: San Luis Obispo, CA

Hometown: San Luis Obispo, CA

Citizenship: United States

College: Maryland

Last Club: Seattle Sounders FC

Acquired

Seitz joined FC Dallas in a trade with the Seattle Sounders on Dec. 15, 2010.

Professional

2012: Seitz stepped in four times for veteran goalkeeper Kevin Hartman from April 21 to May 12 accumulating a 0-2-2 record and a 1.25 GAA... He also played 450 minutes for the FC Dallas Reserves... Seitz went 4-1-0 in MLS Reserve League action while allowing just 0.40 goals per game before electing to forgo the remainder of his season in order to donate bone marrow... For his noble act, Seitz was voted 2012 MLS W.O.R.K.S. Humanitarian of the Year on November 20. He was the first FC Dallas player to win the award in the 17-year history of the franchise. 2011: Seitz made one appearance for FC Dallas during the regular season, stopping five of nine shots in a 4-2 loss to San Jose on Oct. 22... He saw another 135 minutes of action for Dallas in the Rio Grande Plate, finishing the competition with a 1-0-0 record... He split time with Josh Lambo in MLS Reserve League action, logging 602 minutes in 10 games. 2010: Seitz started 22 of the 23 matches he played for Philadelphia Union... He logged well-over 2,000 minutes and made 68 saves... He finished the year with a 1.80 GAA and a record of 5-12-6... 2009: Seitz played four matches for RSL in 2009, totaling 360 minutes of action... He saved 13 of the 20 shots he faced and ended the season with a 1.25 GAA... He was selected by Philadelphia in the 2009 Expansion Draft... 2008: Seitz started nine of 10 appearances for RSL Reserves, earning a 2.56 GAA, 1-2-1 record and one shutout... 2007: Seitz made three first-team appearances during his rookie campaign, including back-to-back starts on April 30 vs. COL and May 5 vs. NY... He finished season with a 2.67 GAA and 0-2-1 record... Seitz made his RSL first-team debut on April 18 vs. KC, recording four saves and his first win in a 2-1 overtime triumph in a USOC play-in game... Seitz made his MLS debut on April 30 vs. COL, became the second youngest player to start an MLS match between the posts at 20 years, 49 days of age (Record held by Tim Howard, 19y/165d for MET).

International

U.S. Senior MNT: Took part in full USMNT camp in June 2008 in preparation for its second leg of WCQ series @ Barbados... Trained with U.S. MNT camp in Switzerland in preparation for 10/13/07 friendly @ SUL... Called into first-ever U.S. Senior Men's National Team camp and was on the 19-man roster that fell 4-2 to Brazil on 9/09/07 in Chicago... U.S. Under-23s: Named to the U.S. Olympic Team's 18-man roster for the 2008 Beijing Olympics... Served as back-up to Brad Guzan - one of three "overage" players on the U.S. roster for the Summer Games - but did not appear in USA's three Group B contests... Played scoreless 45 minutes for U-23's on 8/3/08 v. Cameroon in ING Cup Olympic tune-up in Hong Kong...

College

In two seasons at the University of Maryland, registered an incredible 28-5-3 record to go along with a 0.77 GAA and 16 shutouts during two seasons of play... 2006: Went 15-4-1 during his sophomore campaign while collecting a sparkling 0.66 GAA average... Named Soccer America College Men's MVP and the ACC Defensive Player of the Year... Also earned spots on the All-ACC First Team and the NSCAA/adidas All-American Third Team... 2005: Posted a 13-1-2 record and 0.89 goals against average as a freshman in helping the Terps to the 2005 NCAA Men's College Cup title... Became the first freshman 'keeper to lead his team to the NCAA title since 1990... Stopped three shots in the NCAA Finals against New Mexico on 12/11, including a crucial penalty kick in the 50th minute ... Named College Cup's Defensive MVP.

Personal

The son of Michael and Sharon Seitz ... one of two children, with sister Caitlin ... lists starting for the U.S. National team against Holland in Mexico as biggest athletic thrill ... chose Maryland over UCLA, Notre Dame, Michigan and Santa Clara ... majored in letters and sciences.

YEAR	TEAM	GP	GS	MIN	SOG	SV	SHO	GA	GAA	W-L-T
2007	Real Salt Lake	3	3	270	14	6	0	8	2.67	0-2-1
2009	Real Salt Lake	4	4	360	20	13	1	5	1.25	1-2-1
2010	Philadelphia	23	22	2047	114	68	0	41	1.80	5- 12-6
2011	FC Dallas	1	1	90	9	5	0	4	4.00	0-1-0
2012	FC Dallas	4	4	360	15	10	0	5	1.25	0-2-2
	Totals	35	34	3127	172	102	1	63	1.81	6-19-10

Regular-Season Game Highs

Goals Allowed: 4, Oct. 22, 2011, DAL at SJ


Saves: 7, Aug. 29, 2009, RSL at KC

Jonathan #32 Top

Forward
5-8
160
DOB: January 26, 1993
Birth Place: Fort Worth, TX
Hometown: Fort Worth, TX
Citizenship: United States
Last Club: FC Dallas Academy

Acquired

Signed as FC Dallas' fifth Homegrown player on Jan. 12, 2011



Professional

2012: Top made his professional debut on April 25 in a 1-1 draw against Real Salt Lake at FC Dallas Stadium... He recorded his first assist in just eight minutes of action in a 3-2 loss to Real Salt Lake at Rio Tinto Stadium on May 26... Scored his first career goal in a 2-0 win over Vancouver at BC Place on Aug. 15... Earned his first start for FC Dallas the following match when he played the opening 45 minutes of a 2-1 win against Real Salt Lake at Rio Tinto on Aug. 18. 2011: Top saw time in all but two of FC Dallas' 10 Reserve League matches totaling 374 minutes in eight games. He made one, non-league appearance with the first team, playing 17 minutes in a 2-1 win over Tigres UANL in the Rio Grande Plate.

International

2013: Was called in to represent the U.S. U-20 National Team during a training camp in Puebla, Mexico Jan. 14 – 22... 2012: Top was called in to represent the U.S. Under-19 National Team in the 2012 Mercedes-Benz Junior Cup in Stuttgart, Germany on Jan. 2... He was called in to represent the U.S. U-20 National Team in a training camp in Portland, Ore. from April 9 – 16... Was called in to represent the U.S. U-20 National Team in the Marbella Cup in Spain Oct. 6 – 17.

Youth

2012: Helped FC Dallas U-18 Academy Team to a U.S. U-18 Development Academy Championship via 3-2 victory over the Vancouver Whitecaps FC's U-18 team on July 22 at BBVA Compass Stadium in Houston, Texas... 2010: Top was the leading scorer for the FC Dallas Under-18 Development Academy team... Playing alongside previous FC Dallas Home Grown signees Ruben Luna, Moises Hernandez, Victor Ulloa and Bryan Leyva, Top found the back of the net eight times in 10 matches... Opened the season by scoring two goals in a 3-0 win over Texans SC on Sept. 11... Top's scoring streak lasted four games and included wins over the Texas Rush, Lonestar SC and the Houston Dynamo Academy... The team posted an 11-1-3 record in all competitions during the second half of 2010... Was named to the U.S. Soccer Development Academy Starting XI for the Under-16 Central Conference in July of 2010.

Personal

He attended North Side High School in Fort Worth, Texas where he has been an Honor Student since 2007. Top was a student council member in 2009.

YEAR	TEAM	GP	GS	MIN	G	A	SHT
2012	FC Dallas	4	1	101	1	1	2

Regular-Season Game Highs

Goals: 1, Aug. 15, 2012, DAL at VAN

Assists: 1, May 26, 2012, DAL at RSL

Shots on Goal: 1, 2 times, last: Aug. 18, 2012, DAL at RSL

Shots: 1, 2 times, last: Aug. 18, 2012, DAL at RSL

Fouls Committed: 2, Aug. 15, 2012, DAL at VAN

Fouls Suffered: 1, Aug. 15, 2012, DAL at VAN

Top



Victor Ulloa #28

Midfielder

6-0

165

DOB: March 4, 1992

Birth Place: Chihuahua, Mexico

Hometown: Wylie, Texas

Citizenship: USA

Last Club: FC Dallas Academy

Acquired

Signed with FC Dallas as a Homegrown player on July 30, 2010.

Professional

2012: Ulloa once again led the FC Dallas Reserves in minutes played (775)... Recorded one assist for the 6-3-1 FC Dallas Reserves.

2011: Led the FC Dallas Reserves in minutes played (900) by playing every minute of every match... Ended the season with two assists for the 6-4-0 FC Dallas Reserves. 2010: Ulloa made his FC Dallas debut in a 2-0 win over the Colorado Rapids Reserves on Oct. 10. He played 45 minutes as an outside midfielder.

Youth

The midfielder started 29 of 31 games and scored two goals during U.S. Soccer's Development Academy (USSDA) regular season. Ulloa also scored during the group stage of USSDA Finals Week. His goal came in the team's second match of the season-ending tournament against the Derby County Wolves. Ulloa was named to the U.S. Soccer Development Academy's Central Conference Starting XI following the event.

Personal

Ulloa was born in Chihuahua, Mexico... His parents are Guillermina and Evaristo Ulloa... Has a little sister, Anahi who is eight years old... Also has a brother, Ivan, who is 14... In his spare time, Ulloa hangs out with his family and friends... Likes to play PS3... His favorite team is Barcelona... His favorite player is Zinedine Zidane.

YEAR	TEAM	GP	GS	MIN	G	A	SHT
2011	FC Dallas	1	0	9	0	0	0
Totals	FC Dallas	1	0	9	0	0	0

Regular-Season Game Highs

Goals	0
Assists	0
SOG	0
Shots	0
FC	0
FS	0

Bobby Warshaw #16

Defender

6-0

185

DOB: November 21, 1988

Birth Place: Mechanicsburg, Pennsylvania

Hometown: Mechanicsburg, Pennsylvania

Citizenship: United States

College: Stanford

Acquired

Drafted by FC Dallas in the first round (17th overall) of the 2011 MLS SuperDraft.



Warshaw

Professional

2012: Made his 2012 debut for FC Dallas when he came on for Ricardo Villar in the 74th minute of the club's season-opening match, a 2-1 win against Red Bull New York on March 11... Played a total of 298 minutes, appeared in six games and started twice... Played 720 minutes for the 6-3-1, FC Dallas Reserves. 2011: Warshaw made his professional debut on May 7, 2011, coming on as a substitute in a 0-0 draw with D.C. United... Played in 17 games and scored a game-winning goal against Sporting Kansas City on Aug. 27... He also logged 720 minutes playing with the FC Dallas Reserves in nine appearances.

College

Warshaw made his college soccer debut at Stanford University in 2007, starting 17 matches and scoring 5 goals. He was chosen captain for the team for the seasons 2008, 2009 and 2010. In 2009 Warshaw led Stanford to the Round of 16 in the NCAA tournament with wins over Saint Mary's and UC Irvine in the first two rounds. He was a Hermann Trophy (USA College Player of the Year) semifinalist. Warshaw scored 18 goals in his career at Stanford, despite being moved to defense for his final two seasons.

International

Warshaw debuted for the USA U-17 national team in 2005 against Honduras. He scored his first goal for the national team in 2007 against Venezuela in the Pan-American Games held in Rio de Janeiro, Brazil. USA ended winning the match 2-1, Warshaw scoring the game winning goal.

Personal

His parents are Allen and Shirley Warshaw and has two brothers and a sister. Warshaw studied political science at Stanford. In his time away from the pitch, Warshaw enjoys basketball, tennis, baseball and playing cards.

YEAR	TEAM	GP	GS	MIN	G	A	SHT
2011	FC Dallas	17	4	461	1	0	2
2012	FC Dallas	6	2	298	0	0	2
Totals		23	6	759	1	0	4

Regular-Season Game Highs

Goals: 1, Aug. 27, 2011, DAL at KC

Assists: 0

Shots on Goal: 1, 2 times, last: Apr. 14, 2012, DAL vs. MTL

Shots: 1, 4 times, last: Apr. 25, 2012, DAL vs. RSL

Fouls Committed: 2, 3 times, last: Apr. 14, 2012, DAL vs. MTL

Fouls Suffered: 2, Oct. 22, 2011, DAL at SJ



Je-Vaughn **#27** Watson

Midfielder

6-1

175

DOB: Oct. 22, 1983

Birth Place: St. Catherine, Jamaica

Hometown: St. Catherine, Jamaica

Citizenship: Jamaica

Last Club: Houston Dynamo

Acquired

Acquired by FC Dallas in a trade with the Houston Dynamo on Feb. 19, 2013

"Je-Vaughn adds to what we need as far as balancing our team," said head coach Schellas Hyndman. "We need a central midfielder who can play on both sides of the ball, can attack and also can defend well. He comes in with good experience. He's 29 years old. He's playing the league for a few years now, and playing for Houston, when you look at the success Houston has had the last two years being in MLS finals, he's put in a lot of minutes for them. But the thing we're really excited about is that he will be available for us as we start our season."

A mainstay on the Jamaican national team, Watson appeared in 41 MLS games for the Houston Dynamo during the 2011 and 2012 seasons, scoring one goal and recording two assists. Watson made four CONCACAF Champions League appearances for the Dynamo in 2012, scoring a goal in the club's 3-0 win over C.D. FAS on Aug. 22.

Prior to joining the Dynamo, Watson was a standout midfielder and team captain for Sporting Central in Jamaica. He has 21 caps for the Jamaican national team, playing the full 90 minutes in a 2-1 World Cup qualifier win over the United States on Sept. 7, 2012.

London #21 Woodberry

Defender

6-1

160

DOB: May 28, 1991

Birth Place: Oklahoma City, Okla.

Hometown: McKinney, Texas

Citizenship: USA

College: Maryland

Last Club: FC Dallas Academy

Acquired

Woodberry signed a Homegrown contact with FC Dallas on Jan. 9, 2013.



College

Woodberry earned Third Team NSCAA All-American honors as a senior for the Maryland Terrapins in 2012, helping his squad to eight shutouts over the course of the season. Woodberry appeared in 77 games during his collegiate career, notching four goals and four assists. Woodberry is the ninth Homegrown signing for FC Dallas, the most of any academy in Major League Soccer.

International

Woodberry was a member of the U.S. Under-18 National Team which won a gold medal at the Australian International Olympic festival in 2008.

Personal

The son of Steve and Eleshia Norman... has three brothers, Micah, Braxton and Jaxen... lists his biggest sports thrill as playing with the national team... Enrolled at the University of Maryland because he had a "gut feeling it was the right place." Majored in Family Science... Parents are Eleshia Narman and Nigel Woodberry... Has three siblings (Braxton, Micah and Jaxen)... Hobbies include listening to music and eating... Favorite book is Hunger Games... Favorite movie is Rocky... Favorite song is Clarity by Zed.

Woodberry



Walker # 25 Zimmerman

Defender

6-3

185

DOB: May 19, 1993

Birth Place:

Hometown: Lawrenceville, GA

Citizenship: USA

College: Furman

Last Club: Georgia Soccer Association

Acquired

Zimmerman was selected by FC Dallas in the first round (seventh overall) of the 2013 MLS SuperDraft on Jan. 17, 2013.

Professional

This is Walker's first season as a professional.

College

All-Southern Conference first-team in both years at Furman University... Enrolled at Furman in January 2011... Scored five goals and added two assists as a freshman in 2011... Was named first-team All-Southern Conference and Freshman of the Year. Started all 17 matches as a sophomore in 2012... Ranked second on the team in scoring with six goals and three assists.

International

Captained U.S. Under-18 National Team at the 2011 Milk Cup... Named U.S. U-18 Team MVP at Tel Aviv, Israel Tournament... Was in mix with U.S. Under-20 National Team (with FC Dallas teammate Jonathan Top) for 2013 CONCACAF Under-20 Championships before suffering a groin injury.

Personal

Brother Dawson was a punter at Clemson University... Father, David Zimmerman, was a Baptist minister for 21 years in Fort Worth, Texas and currently serves as a mentor with Church Resource Ministries... Mother's name is Becky Zimmerman... Has two siblings (Dawson and Carter)... Has a cat named Domino and a rabbit named Duper... Is interested in anything sports-related or ping-pong, video games and Netflix... Would still be in school deciding what he wants to do with his life if he wasn't a professional soccer player... Favorite movie is Gladiator, TV show is Breaking Bad and book is Crazy Love by Francis Chan.



THE ORGANIZATION



Lamar Hunt 1932-2006

Major League Soccer and the American sports community lost a true treasure on December 13, 2006 when MLS founding investor, and investor-operator of FC Dallas and Columbus Crew Lamar Hunt peacefully passed away at Presbyterian Hospital in Dallas, Texas at the age of 74.

Born on August 2, 1932 in El Dorado, Arkansas, Hunt is recognized as one of the greatest sports visionaries in American history and a pioneer professional soccer in the United States. Hunt helped make pro football history in 1960 by founding and organizing the American Football League. Long known for his role in the development of football as founder of the Kansas City Chiefs, Hunt's contributions to pro soccer have also had a major impact on sports in the U.S.

The Hunt family stepped to the forefront of U.S. soccer in 1996 by becoming a charter investor in Major League Soccer, which was created with a unique single-entity operating structure, in which investors own an interest in the league in addition to individual teams. The Hunts were the original investor-operators of the charter teams from Columbus (Ohio) and Kansas City.

Hunt made his greatest contribution to soccer in this country in 1998-99, when he made pro soccer history by funding the construction of the first soccer-specific stadium in the United States as the Columbus Crew opened their revolutionary facility. The stadium broke ground on Aug. 14, 1998, and was finished in nine months and one day. Columbus Crew Stadium opened on May 15, 1999 and a sold-out, overflow crowd of 24,741 to watch the Crew defeat the New England Revolution 2-0.

The 1999 MLS season proved to be a historic one for Hunt, as he was awarded the National Soccer Hall of Fame Medal of Honor -- the second to receive the medal reserved for extraordinary individuals whose positive contributions to soccer at the national level affected the course of soccer history in the United States.

That year, he also saw the U.S. Open Cup Tournament renamed in his honor. The Lamar Hunt U.S. Open Cup, recognized as U.S. Soccer's National Championship, is an annual competition open to all amateur and professional soccer teams affiliated with U.S. Soccer. Dating back to 1914, the single-elimination tournament is the oldest annual team tournament in U.S. sports history.

Having taken over the operations of Dallas in 2003, Hunt's youngest son Dan joined the Hunt Sports Group to help make Texas soccer history by breaking ground on the team's sparkling new Pizza Hut Park on Feb. 18, 2004. The 20,500 seat, state-of-the-art soccer-specific stadium in Frisco became the first soccer stadium built through a coordination of both private and public funds. Hunt Sports Group, the City of Frisco, Collin County and the Frisco Independent School District partnered to build the facility that features 17 championship-quality soccer fields adjacent to the stadium. Through Hunt's visionary leadership, Pizza Hut Park has become the model for soccer-specific stadiums in the United States.

Since opening on Aug. 6, 2005 with a 2-2 draw between home-side FC Dallas and the MetroStars (now New York Red Bulls), the 117-acre facility has hosted nearly five million spectators and participants. Entering the 2006 season, Hunt-founded Crew Stadium and Pizza Hut Park were two of the three operating stadiums in Major League Soccer built specifically for soccer. The stadiums have hosted numerous high-profile events, including many memorable soccer games.

At the 2004 MLS Cup, Hunt was presented the Commissioner's Award by MLS Commissioner Don Garber for being one of the league's founding fathers as well as a man who has championed soccer in the United States for nearly 40 years.

As far back as 1982, Hunt was honored for his efforts to help establish pro soccer in America by being inducted into the U.S. Soccer Hall of Fame in Oneonta, N.Y. Hunt has also been inducted into both the Pro Football Hall of Fame and the International Tennis Hall of Fame, as well as the sports halls of fame of both Missouri and Texas. In 2005, the U.S. Soccer Foundation, the major charitable arm of soccer in the United States, presented Hunt with the Foundation's Lifetime Achievement Award.

Clark K. Hunt

Hunt Sports Group Chairman

A founding investor-operator of Major League Soccer, Clark Hunt remains one of the most innovative and influential members of the MLS Board of Governors. As chairman of the Hunt Sports Group, Hunt oversees the operations of the Hunt family's two MLS interests – the Columbus Crew and FC Dallas.

Son of the late American sports pioneer Lamar Hunt, Clark Hunt shares his father's passion for soccer and the family's vision for the sport's success in the United States. At Lamar's request, Clark engaged in the formative discussions for MLS lending his proven business acumen to the league's financial structure. Now in its 17th season, MLS has earned a stake in the landscape of professional sports and is well-positioned for future growth.

In 1999, Clark Hunt worked closely with his father to construct the first "soccer-specific stadium" in the United States in Columbus. Realizing the vision of Lamar Hunt, the debut of professional soccer at Columbus Crew Stadium on May 15, 1999, represented a pivotal moment in the history of MLS and solidified the long-term viability of soccer in the United States. Six years later, in 2005, Hunt Sports Group unveiled FC Dallas Stadium, a 145-acre soccer complex in Frisco, Texas, and the home of FC Dallas.

With its 17 tournament-grade fields, permanent event stage and first-class design, FC Dallas Stadium has now become the model for soccer-specific stadiums in North America. By the 2007 season, less than a decade after the inaugural match in Crew Stadium, more than half of all MLS teams had a soccer-specific stadium to call home – a credit to the vision of Lamar Hunt and leadership of the Hunt Sports Group.

As stadium construction, new investment, player development and a broadening fan base continue to shape the soccer marketplace in North America, Clark Hunt is intimately involved in the development and direction of MLS. Hunt currently serves as one of four members of the MLS Board of Governors appointed to Commissioner Don Garber's Executive Committee. He is also a member of the Competition Committee as well as the league's Labor and Philanthropy Committees.

In addition to his roles in MLS, Hunt is also a respected voice in the National Football League. Hunt is in his eighth year as Chairman of the Board of the Kansas City Chiefs, the storied franchise founded by his father. In 2006, Hunt was one of eight NFL owners to serve on the Commissioner Search Committee which recommended Commissioner Roger Goodell as the successor to then-Commissioner Paul Tagliabue. In 2007, Goodell appointed Hunt to the NFL's Digital Media and International Committees, as well as the Executive Committee of the NFL Management Council.

Hunt graduated first in his class at Southern Methodist University in 1987, earning a degree in business administration with a concentration in finance. He was a two-time recipient of the university's highest academic honor, the Provost Award for Outstanding Scholar. During his career he was a four-year letterman on the Mustangs nationally ranked soccer team, earning first-team Academic All-America honors as a junior and senior and serving as a tri-captain his final season. He was recognized as one of the SMU Cox School of Business Outstanding Young Alumni in 2004, and in 2005, he was appointed to the Cox School Executive Board of Trustees. Hunt currently serves on the SMU Board of Trustees.

Hunt and his wife, the former Tavia Shackles of Kansas City, are involved in numerous philanthropic efforts. In 2004, the Hunts were part of the grassroots effort behind the formation of Lift Up America – an organization that facilitates widespread compassion and giving through strategic partnerships with corporations and sports teams. Since that time, more than 30 teams have partnered with Lift Up America, and corporations like Cinemark Theaters, Interstate Batteries and Tyson Foods have helped the organization distribute millions of pounds of food and countless other services to people in need worldwide.

Clark Knobel Hunt was born on February 19, 1965 and graduated from the St. Mark's School of Dallas in 1983. The Hunts have three children – Gracelyn, Knobel and Ava.





John Wagner Hunt Sports Group President

John Wagner serves as President of Hunt Sports Group, which is the management company responsible for overseeing the Lamar Hunt family soccer investments.

As a representative of HSG, Wagner was involved with the creation of the public/private partnership with the City of Frisco, Frisco Independent School District and Collin County, for the development of FC Dallas Stadium. Wagner assists in establishing signature partnerships for FC Dallas, including business relationships with AEG Live, Dr Pepper, Texans Credit Union, North Texas Soccer, U.S. Youth Soccer and Frisco Independent School District Athletics.

A member of the Major League Soccer Board of Governors, Wagner also serves on the MLS Audit and Finance and the MLS Business Development Committees.

Wagner's previous 13 years of CPA experience in public accounting ended in 1996, after spending nine years with Coopers and Lybrand in Kansas City. He specialized in entrepreneurial business and family-owned business consulting, with an emphasis on federal and state tax issues.

During his years in public accounting, he also managed a joint venture between Hunt Sports Group and Coopers and Lybrand, wherein they provided consultation on matters of state income tax jurisdictions for the NFL, NBA, NHL and applicable players unions to develop uniformity and efficiency in the complex professional athletes non-resident income tax filings.

Wagner earned his Bachelor of Science Degree at the University of South Dakota and completed his MBA degree at the University of Missouri-Kansas City in 1986. He resides in the Dallas area with his wife, Nancy, and their three children, Taylor, Amanda and Parker.



Daniel L. Hunt Hunt Sports Group Vice President

Daniel Hunt is entering his eighth year as Vice President of Hunt Sports Group – the parent company of the Hunt family's Major League Soccer interests, which include FC Dallas and the Columbus Crew. In addition to his role with HSG, Hunt also serves as a member of the MLS Board of Governors.

He has spent the last several years on the design, building, opening and operating of FC Dallas Stadium. The 35-year-old Dallas, Texas native works very closely with the teams' top executives in the continuing efforts to implement long-term solutions to help solidify the day-to-day operations of the franchise.

More recently, Hunt has taken on a greater role in overseeing the Hunt family's long-standing interest in the Kansas City Chiefs football franchise. Recently, his main focus has been on the renovation of Arrowhead Stadium, which was completed in July of 2010. He also represents the family at NFL meetings, along with his brother Clark Hunt.

In addition to his responsibilities with the family's sports franchises, Hunt serves as Vice President and General Partner of Hilltop Capital Development, a privately owned real estate and oil and gas investment enterprise. He began his business career as Vice President of New Business Development for Gemini Voice Solutions in New York City, a provider of voice-over internet protocol for home-to-home calling in the United States.

Hunt graduated from Southern Methodist University in 2000 earning a degree in Business Administration and was a member of the Phi Delta Theta Fraternity. Hunt was born on November 21, 1976 in Dallas, Texas and graduated from the St. Mark's School of Texas in 1996. Hunt married his long-time girlfriend, Toni Munoz on Saturday, February 18 in Santa Fe, New Mexico.



2012 Season Review

2012 Season (9-13-12, 39 pts)



HEAD COACH

Schellas Hyndman: 9-13-12

PLAYOFFS

None.

MLS HONORS

Brek Shea: MLS All-Star.

David Ferreira: MLS Player of the Week (24).

TEAM HONORS

David Ferreira: MVP

Blas Perez: Golden Boot (9)

Kevin Hartman: Defender of the Year

Chris Seitz: Humanitarian of the Year

2012 FC DALLAS FINAL STATISTICS

UNF	POS	PLAYER	GP	GS	MIN	G	A	SHT	SOG	FC	FS	OFF	CK	C	E
9	F	Blas Perez	20	19	1705	9	4	53	23	33	37	18	0	3	1
7	F	Fabian Castillo	26	23	1892	6	3	36	19	20	22	14	8	7	0
6	M	Jackson	21	18	1732	4	7	56	14	46	36	6	9	4	0
20	M	Brek Shea	21	20	1747	3	2	55	20	28	20	14	0	1	0
24	D	Matt Hedges	28	23	2022	3	0	12	5	20	22	1	0	1	0
10	M	David Ferreira	17	16	1427	2	9	21	9	7	53	2	62	3	0
17	D	Zach Loyd	32	31	2696	2	3	15	3	36	31	0	0	4	2
31	F	Scott Sealy	16	8	641	2	0	16	6	8	7	8	0	0	0
11	M	Ricardo Villar	9	8	609	2	0	11	6	7	18	1	16	0	0
12	M	Julian de Guzman (TOT)	28	21	1957	1	5	32	5	37	23	1	0	6	0
12	M	Julian de Guzman (DAL)	12	10	929	1	2	9	2	15	12	0	0	2	0
5	D	Jair Benitez	28	27	2397	1	1	15	3	16	48	0	9	3	1
4	M	Andrew Jacobson	31	31	2597	1	1	40	8	47	46	3	0	6	0
32	F	Jonathan Top	4	1	101	1	1	2	2	3	1	0	0	0	0
3	D	Ugo Ihemelu	10	10	900	1	0	5	1	7	9	0	0	0	0
34	F	Ruben Luna	7	2	208	1	0	2	1	3	4	1	0	0	0
13	D	Hernan Pertuz	30	24	2116	1	0	7	2	22	10	0	0	0	0
22	M	Carlos Rodriguez	24	12	1303	1	0	14	5	24	30	2	0	1	0
8	M	Bruno Guarda	4	1	169	0	0	1	1	1	2	0	0	0	0
1	G	Kevin Hartman	30	30	2700	0	0	0	0	0	10	0	0	0	0
2	M	Daniel Hernandez	28	22	1938	0	0	12	2	38	24	0	41	4	2
14	D	George John	23	19	1756	0	0	12	3	25	21	0	0	4	0
21	M	Bryan Leyva	8	6	433	0	0	3	1	2	7	0	12	0	0
27	M	James Marcelin (TOT)	19	6	678	0	0	3	2	10	5	0	0	1	0
27	M	James Marcelin (DAL)	16	6	641	0	0	3	2	7	4	0	0	0	0
15	D	Luis Perea	2	0	15	0	0	0	0	0	0	0	0	0	0
18	G	Chris Seitz	4	4	360	0	0	0	0	0	0	0	0	0	0
16	M	Bobby Warshaw	6	2	298	0	0	2	1	3	4	0	0	0	0
23	F	*Andrew Wiedeman	5	1	113	0	0	1	1	2	2	2	2	0	0
29	D	Moises Hernandez	0	0	0	0	0	0	0	0	0	0	0	0	0
15	F	Matias Jara	0	0	0	0	0	0	0	0	0	0	0	0	0
35	D	Alex Lee	0	0	0	0	0	0	0	0	0	0	0	0	0
40	G	Richard Sanchez	0	0	0	0	0	0	0	0	0	0	0	0	0
28	M	Victor Ulloa	0	0	0	0	0	0	0	0	0	0	0	0	0
Own-goals received						1									
Team totals			34	34	3060	42	33	403	140	420	504	72	160	43	6
Opponent totals			34	34	3060	47	53	446	163	504	420	64	181	85	2

GAME-WINNING GOALS: David Ferreira 2, Fabian Castillo 2, Ricardo Villar 1, Brek Shea 1, Ugo Ihemelu 1, Julian de Guzman 1

GAME-WINNING ASSISTS: Blas Perez 2, Zach Loyd 2, Fabian Castillo 2, Brek Shea 1, Jackson 1, David Ferreira 1, Julian de Guzman 1

PENALTY KICK GOALS/ATTEMPTS: Brek Shea 2-2, Blas Perez 0-1, David Ferreira 0-1, Jair Benitez 0-1

FC DALLAS INDIVIDUAL GOALKEEPING

UNF	POS	GOALKEEPER	GP	GS	MIN	SHTS	SV	GA	GAA	PG	PA	W	L	T	SO
18	G	Chris Seitz	4	4	360	15	10	5	1.25	0	1	0	2	2	0
1	G	Kevin Hartman	30	30	2700	148	98	42	1.40	2	5	9	11	10	6
Team totals			34	34	3060	163	108	47	1.38	2	6	9	13	12	6
Opponent totals			34	34	3060	140	93	42	1.24	2	5	13	9	12	7

* = Played with other teams in 2012. Only FC Dallas statistics listed here.

2012 Game-by-Game

Finished Sixth in Western Conference

DATE	OPPONENT	RESULT	ATT.	W-L-T	POS./PTS.	NOTES:
03/11/2012	New York	W 2-1	20,906	1-0-0	T1/3	DAL: Loyd (11) Villar (61); NY: Cooper (78)
03/17/2012	Portland	T 1-1	12,203	1-0-1	T3/4	DAL: Perez (22); POR: Nagbe (51)
03/25/2012	at Sporting KC	L 1-2	15,161	1-1-1	T6/4	DAL: Villar (25); KC: Collin (49+) Kamara (88)
03/30/2012	at D.C. United	L 1-4	13,169	1-2-1	T6/4	DAL: Perez (41); DC: dos Santos (28,73) DeLeon (60) Cruz (66)
MARCH RECORD:		1-2-1				
04/05/2012	New England	W 1-0	11,043	2-2-1	5/7	DAL: Ihemelu (95+)
04/14/2012	Montreal	W 2-1	16,164	3-2-1	T3/10	DAL: Perez (77) Shea (88); MTL: Corradi (61)
04/21/2012	at Vancouver	L 0-1	18,027	3-3-1	T4/10	VAN: Camilo (11)
04/25/2012	Real Salt Lake	T 1-1	10,069	3-3-2	T3/11	DAL: Shea (46+); RSL: Bonfigli (72)
04/28/2012	at Los Angeles	T 1-1	23,249	3-3-3	T5/12	DAL: Shea (61); LA: Noonan (92+)
APRIL RECORD:		2-1-2				
05/06/2012	Colorado	L 0-2	11,702	3-4-3	6/12	COL: Castrillon (61) Rivero (74)
05/09/2012	Seattle	L 0-2	10,092	3-5-3	6/12	SEA: Montero (68,71)
05/12/2012	at Columbus	L 1-2	11,120	3-6-3	6/12	DAL: Castillo (22); CLB: Meram (67) Miranda (72)
05/19/2012	Philadelphia	T 1-1	13,272	3-6-4	T6/	13 DAL: Perez (7); PHI: Gomez (56)
05/23/2012	at Chicago	L 1-2	11,947	3-7-4	7/13	DAL: Hedges (41); CHI: Grazzini (45) Pappa (63)
05/26/2012	at Real Salt Lake	L 2-3	19,341	3-8-4	T7/13	DAL: Hedges (75) Perez (85); RSL: Saborio (59,76) Borchers (93+)
MAY RECORD:		0-5-1				
06/16/2012	at Houston	L 1-2	22,039	3-9-4	T7/13	DAL: Jackson (59); HOU: Bruin (3) Moffat (76)
06/23/2012	Chivas USA	T 0-0	13,846	3-9-5	8/14	--
JUNE RECORD:		0-1-1				
07/04/2012	Toronto FC	T 1-1	21,508	3-9-6	9/15	DAL: Loyd (5); TOR: Koeversmans (31)
07/07/2012	San Jose	T 0-0	10,132	3-9-7	9/ 16	--
07/14/2012	at Colorado	W 2-1	13,284	4-9-7	T8/19	DAL: Rodriguez (60) Castillo (81); COL: Cummings (50)
07/18/2012	at San Jose	L 1-2	9,481	4-10-7	T8/19	DAL: Pertuz (89); SJ: Chavez (12) Gordon (45)
07/21/2012	Portland	W 5-0	11,365	5-10-7	T7/22	DAL: own goal (16) Jacobson (26) Jackson (48) Sealy (69) Luna (81)
07/28/2012	Los Angeles	L 0-1	22,565	5-11-7	T7/22	LA: Magee (62)
JULY RECORD:		2-2-2				
08/05/2012	at Portland	T 1-1	20,438	5-11-8	8/23	DAL: Sealy (51); POR: Jewsbury (79)
08/11/2012	Colorado	W 3-2	10,222	6-11-8	T6/26	DAL: Castillo (41) Benitez (44) Ferreira (49); COL: Castrillon (12) Larentowicz (55)
08/15/2012	at Vancouver	W 2-0	19,006	7-11-8	6/29	DAL: Castillo (60) Top (70)
08/18/2012	at Real Salt Lake	W 2-1	20,281	8-11-8	6/32	DAL: Castillo (61) Ferreira (94+); RSL: Saborio (76)
08/26/2012	at Los Angeles	L 0-2	21,933	8-12-8	6/32	LA: Juninho (66) Dunivant (84)
AUGUST RECORD:		3-1-1				
09/02/2012	Seattle	T 1-1	12,811	8-12-9	6/33	DAL: Jackson (32); SEA: Rosales (20)
09/15/2012	Vancouver	W 1-0	17,685	9-12-9	6/36	DAL: de Guzman (96+)
09/29/2012	at San Jose	T 3-3	10,744	9-12-1	6/37	DAL: Perez (37,72) Hedges (88); SJ: Gordon (24) Lenhart (82,95+)
SEPTEMBER RECORD:		1-0-2				
10/07/2012	at Chivas USA	T 1-1	13,009	9-12-1	6/38	DAL: Perez (8); CHV: Villafana (69)
10/21/2012	at Seattle	L 1-3	38,755	9-13-1	6/38	DAL: Perez (40); SEA: Evans (32,60) Rosales (79)
10/28/2012	Chivas USA	T 2-2	15,805	9-13-1	6/39	DAL: Jackson (73) Castillo (80); CHV: Courtois (90) Agudelo (94+)
OCTOBER RECORD:		0-1-2				

FINAL REGULAR SEASON STANDINGS

EASTERN CONFERENCE

----- OVERALL -----										----- HOME -----					----- ROAD -----				
	GP	W	L	T	PTS	GF	GA	GD		W	L	T	GF	GA	W	L	T	GF	GA
Sporting KC	34	18	7	9	63	42	27	15		10	3	4	22	12	8	4	5	20	15
D.C. United	34	17	10	7	58	53	43	10		12	1	4	37	17	5	9	3	16	26
New York	34	16	9	9	57	57	46	11		11	2	4	34	18	5	7	5	23	28
Chicago	34	17	11	6	57	46	41	5		11	3	3	27	18	6	8	3	19	23
Houston	34	14	9	11	53	48	41	7		11	0	6	31	12	3	9	5	17	29
Columbus	34	15	12	7	52	44	44	0		11	3	3	28	21	4	9	4	16	23
Montreal	34	12	16	6	42	45	51	-6		0	4	3	31	19	2	12	3	14	32
Philadelphia	34	10	18	6	36	37	45	-8		7	8	2	22	20	3	10	4	15	25
New England	34	9	17	8	35	39	44	-5		7	4	6	23	15	2	13	2	16	29
Toronto FC	34	5	21	8	23	36	62	-26		3	9	5	15	25	2	12	3	21	37

WESTERN CONFERENCE

----- OVERALL -----										----- HOME -----					----- ROAD -----				
	GP	W	L	T	PTS	GF	GA	GD		W	L	T	GF	GA	W	L	T	GF	GA
San Jose	34	19	6	9	66	72	43	29		10	1	6	43	22	9	5	3	29	21
Real Salt Lake	34	17	11	6	57	46	35	11		11	4	2	27	15	6	7	4	19	20
Seattle	34	15	8	1	56	51	33	18		11	4	2	27	11	4	4	9	24	22
Los Angeles	34	16	12	6	54	59	47	12		10	6	1	31	20	6	6	5	28	27
Vancouver	34	11	13	10	43	35	41	-6		8	3	6	25	17	3	10	4	10	24
FC Dallas	34	9	13	12	39	42	47	-5		6	3	8	21	16	3	10	4	21	31
Colorado	34	11	19	4	37	44	50	-6		8	6	3	29	19	3	13	1	15	31
Portland	34	8	16	10	34	34	56	-22		7	4	6	24	21	1	12	4	10	35
Chivas USA	34	7	18	9	30	24	58	-34		3	11	3	9	30	4	7	6	15	28

2012 Game Summaries

MARCH 11 VS. NEW YORK | W 2-1
MLS GAME 1 | DAL 1-0-0

FRISCO, TX | FC DALLAS STADIUM

DAL: Hartman, Ihemelu, Pertuz, Benitez (John 85), Loyd, Villar (Warshaw 74), Shea, Jacobson, Hernandez, Perez, Castillo (Rodriguez 31).
NY: Meara, Solli, Holgersson, Keel, Miller, McCarty (Ballouchy 86), Lindpere (Palsson 77), Richards (Cooper 63), Tainio, Agudelo, Henry.

FCD opened the 2012 season with a strong start in a 2-1 victory over New York at FC Dallas Stadium. Defender Zach Loyd put FCD on the board early with a goal in 11th minute. After NY failed to clear a cross from Andrew Jacobson into the box, Loyd sent a left-footed shot past goalkeeper Ryan Meara. The goal came on an assist from Blas Perez, a Panamanian striker making his debut with FCD. Dallas had several scoring opportunities at the end of the half, finally going up two goals after Ricardo Villar lofted a shot over Meara after receiving a throw ball from Perez. The 61st minute goal gave Perez his second assist of the game. Former FCD standout Kenny Cooper came on for NY and provided the Red Bulls with its goal in the 78th minute. Cooper took in a lobbed pass from teammate Thierry Henry and sent a high chip over Kevin Hartman. The matchup concluded the teams' only match of the regular season, after NY sent FCD out of the MLS playoffs in 2011.

SCORING SUMMARY

DAL – Loyd 1 (Perez 1) 11
DAL – Villar 1 (Perez 2) 61
NY – Cooper 1 (Henry 1) 78

MISCONDUCT SUMMARY

NY – Dax McCarty (caution) 5
DAL – Jair Benitez (caution) 38
NY – Teemu Tainio (caution) 68
NY – Victor Palsson (caution) 88

GAME STATS

	NY	DAL
Total Shots	12	11
Shots on Goal	2	6
Fouls	11	13
Offsides	2	1
Corner Kicks	9	2
Saves	0	1

Referee: Jair Marrufo
Referee's Assistant: Eric Boria
Referee's Assistant: Corey Rockwell
4th Official: Edvin Jurisevic
Attendance: 20,906
Weather: Clear, 55 degrees

MARCH 17 VS. PORTLAND | D 1-1
MLS GAME 2 | DAL 1-0-1

FRISCO, TX | FC DALLAS STADIUM

DAL: Hartman, Ihemelu, Pertuz, Benitez, Rodriguez, Loyd, Villar, Leyva (John 46), Jacobson, Hernandez, Perez.
POR: Perkins, Hanyer, Wallace, Palmer, Brunner, Alhassan, Jewsbury, Alexander (Marcelin 77), Chara, Boyd, Perla (Nagbe 45).

Blas Perez scored his first MLS goal but Portland substitute Darlington Nagbe kept FCD from celebrating three points in a 1-1 draw. Perez scored in the 22nd minute after a cross from Carlos Rodriguez found FCD academy product Bryan Leyva on the right side of the Timbers box. Leyva, making the first start of his career, put a hard shot on Timbers' keeper Troy Perkins that was brushed away only to find a wide-open Perez waiting to put in the rebound. Dallas provided plenty of pressure early on but after a choppy start, including early cautions to Rodney Wallace and Jack Jewsbury, the visitors came on strong to end the half. The Timbers pressed hard in the final 20 minutes of the opening stanza, getting a couple of good chances on Kevin Hartman's goal. A free kick by Timbers captain Jack Jewsbury in the 36th minute saw a header from Lovel Palmer hit the post. Hyndman brought on defender George John in place of Leyva at halftime. Portland nearly pulled away in the second half as Kris Boyd had two clear chances on Hartman's goal. One came outside of the penalty box forcing Hartman to punch it out. The second came off a giveaway by Dallas in the area with Boyd finding some space but his shot was saved once again by Hartman. Neither team was able to register any quality chances on goal in the final 20 minutes of the game, trading fouls and possession as the game ended level.

SCORING SUMMARY

DAL – Perez 1 (unassisted) 11
POR – Nagbe 1 (unassisted) 78

MISCONDUCT SUMMARY

POR – Rodney Wallace (caution) 9
POR – Jack Jewsbury (caution) 13
DAL – Jair Benitez (caution) 66

GAME STATS

	POR	DAL
Total Shots	12	6
Shots on Goal	3	3
Fouls	16	13
Offsides	1	0
Corner Kicks	3	7
Saves	2	2

Referee: Jorge Gonzalez
Referee's Assistant: Gregory Barkey
Referee's Assistant: Matt Kreitzer
4th Official: Edvin Jurisevic
Attendance: 12,203
Weather: Overcast, 77 degrees

MARCH 25 VS. KANSAS CITY | L 2-1
MLS GAME 3 | DAL 1-1-1

KANSAS CITY, KS | LIVESTRONG SPORTING PARK

DAL: Hartman, Ihemelu, John, Loyd, Pertuz, Benitez, Hernandez, Jacobson, Leyva (Wiedeman 70), Villar (Warshaw 45, Perea 90), Perez.
KC: Nielsen, Besler, Collin, Myers, Slnovic, Convey (Peterson 93+), Espinoza, Kamara, Cesar, Zusi (Olum 91+), Sapong.

Kevin Hartman came up huge against his old club – once. It wasn't enough. Hartman saved Kei Kamara's penalty kick early in the second half, but Kamara got the last word when he scored in the 88th minute to give Sporting Kansas City a 2-1 victory over FCD in front of 15,161 at Livestrong Sporting Park on Sunday night. In the 25th minute, FCD made one of those fouls pay. They became the first team to score against KC this year when Ricardo Villar drove home a free kick, curling his shot over Jimmy Nielsen's wall and leaving the KC 'keeper rooted to his line after Myers was whistled for bringing down Blas Perez. Dallas seemed happy to take that 1-0 lead into the break, but it wasn't to be as Aurelien Collin equalized three-and-a-half minutes into first-half stoppage time. The goal came on a set piece after Roger Espinoza was fouled by Daniel Hernandez 35 yards out. Graham Zusi sent his free kick deep into the box, and Collin put his no-look header past Hartman for the 700th goal in Sporting's history. Pertuz almost stole three points for the Hoops in the 86th minute, but his shot from 25 yards sailed high. Two minutes later, Myers ran into the corner to corral Zusi's pass, then crossed to Kamara for the game-winner. Zusi had two assists for Sporting (3-0-0) to lead MLS with four in three games. Dallas, which got off only one shot on goal all night, dropped to 1-1-1.

SCORING SUMMARY

DAL – Villar 2 (unassisted) 25
KC – Collin 1 (Zusi 3) 49+
KC – Kamara 2 (Myers 1, Zusi 4) 88

MISCONDUCT SUMMARY

KC – Aurelien Collin (caution) 32
KC – Chance Myers (caution) 36
DAL – D. Hernandez (caution) 49+
KC – Roger Espinoza (caution) 93+

GAME STATS

	KC	DAL
Total Shots	18	8
Shots on Goal	9	1
Fouls	15	11
Offsides	1	0
Corner Kicks	7	5
Saves	0	

Referee: Abiodun Okulaja
Referee's Assistant: Frank Anderson
Referee's Assistant: Peter Balciunas
4th Official: Yader Reyes
Attendance: 15,161
Weather: Fair, 81 degrees

2012 Game Summaries

MARCH 30 VS. D.C. UNITED | L 4-1
MLS GAME 4 | DAL 1-2-1

WASHINGTON D.C. | RFK STADIUM

DAL: Hartman, Benítez (Perea 76), Ihemelu, Loyd, Pertuz, Hernandez, Jacobson, Rodriguez (Leyva 69), Shea, Villar, Perez.
DC: Willis, Dudar, McDonald, Russell, Woolard, Cruz (Pontius 76), DeLeon, De Rosario (King 84), Kitchen, Santos, Salihi (Boskovic 67).

FCD fell victim to a second half surge by D.C. United, dropping a 4-1 result at RFK Stadium. A three-goal outburst in the second half proved the difference for United, spurred on by former FCD forward Maicon Santos and rookie Nick DeLeon. Meanwhile, FCD could not convert most of their scoring chances and dropped its second road decision in a row. Santos gave United their first lead of the season minutes later with a strike in the 28th minute. Receiving the ball from De Rosario, the striker quickly cut in on his left foot, and worked his way into shooting position 25 yards out. He then unleashed a rocket to the upper 90, leaving Kevin Hartman no chance. FCD fought back, and Blas Perez scored an equalizer in the last minutes of the first half. Joe Willis' clearance was chested back towards the United goal by Daniel Hernandez. Emiliano Dudar failed to deal with the ball, and Perez, who started the play in an offside position, was in on a goal. The Panamanian's finish was collected, as he slid the all under Willis towards the far post. Santos wrapped up the scoring for United in the 73rd minute. Cruz started a quick counter from an FCD corner, and fed the ball to De Rosario down the right side. The 2011 MVP picked his cross, putting it on Santos' head at the far post. The Brazilian obliged, heading back against the grain for the 4-1 lead.

SCORING SUMMARY

DC – Santos 1 (De Rosario 1) 28
DAL – Perez 2 (unassisted) 41
DC – DeLeon 2 (Santos 1) 60
DC – Cruz 1 (DeLeon 1) 66
DC – Santos 2 (De Rosario 2, Cruz 1) 73

MISCONDUCT SUMMARY

DC – Brandon McDonald (caution) 20
DAL – Daniel Hernandez (caution) 40
DAL – Daniel Hernandez (ejection) 77
DC – Dwayne De Rosario (caution) 78

GAME STATS

	DC	DAL
Total Shots	17	11
Shots on Goal	9	6
Fouls	13	12
Offsides	1	4
Corner Kicks	6	4
Saves	5	4

Referee: Hilario Grajeda
Referee's Assistant: Bill Dittmar
Referee's Assistant: Matthew Kreitzer
4th Official: Andrew Chapin
Time of Game: 1:56
Attendance: 13,169
Weather: Partly Cloudy, 52 degrees

APRIL 5 VS. NEW ENGLAND | W 1-0
MLS GAME 5 | DAL 2-2-1

FRISCO, TX | FC DALLAS STADIUM

DAL: Hartman, Ihemelu, John (Hedges 71), Loyd, Pertuz, Jacobson, Rodriguez, Shea, Villar (Warshaw 66), Castillo, Perez.
NE: Reis, Lechner, McCarthy, Soares, Tierney, Joseph, Nguyen, Rowe, Simms (Moreno 79), Guy (White 88), Sene (Cardenas 65).

Ugo Ihemelu headed in a scintillating goal deep into stoppage time to give FC Dallas a last-gasp 1-0 win over the New England Revolution at FCD Stadium. Zach Loyd placed a perfect ball from a free kick onto the left side of the box in the 95th minute. The FCD captain took advantage, rising to put the ball past Revs' keeper Matt Reis for the win. Dallas were energized by the return of forward Fabian Castillo after a three-game layoff. FCD's pressure kept the Revs on their toes throughout the game. In the 20th minute, Castillo gave his team a golden opportunity to score as he streaked down right side of the field and found Carlos Rodriguez in center of the box. The Panamanian midfielder dished out a pass to countryman Blas Pérez, but the FCD target man just missed the top right corner of the goal. FCD attempted a breakthrough in the 77th minute when rookie Matt Hedges headed in a Castillo corner. The 21-year-old was whistled for a foul on the play, dismissing the goal. Reis was summoned into action as the clock ticked down, tipping Brek Shea's deflection over the crossbar in the 87th minute. He then came off his line to head off Shea's cross to Castillo in the 91st minute. Reis could do nothing to stop Ihemelu's header, however.

SCORING SUMMARY

DAL – Ihemelu 1 (Loyd 1) 95+

MISCONDUCT SUMMARY

NE – Shalrie Joseph (caution) 62
NE – Chris Tierney (caution) 80

GAME STATS

	NE	DAL
Total Shots	12	13
Shots on Goal	5	4
Fouls	4	12
Offsides	2	0
Corner Kicks	2	5
Saves	3	5

Referee: Juan Guzman
Referee's Assistant: Ian Anderson
Referee's Assistant: Adam Garner
4th Official: Baldomero Toledo
Time of Game: 2:01
Attendance: 11,043
Weather: Clear, 73 degrees

APRIL 14 VS. MONTREAL | W 2-1
MLS GAME 6 | DAL 3-2-1

FRISCO, TX | FC DALLAS STADIUM

DAL: Hartman, Ihemelu, John, Loyd, Pertuz (Warshaw 45), Hernandez, Jacobson (Guarda 45), Rodriguez, Shea, Castillo (Hedges 90), Perez.
MTL: Ricketts, Ferrari, Thomas, Valentin, Wahl, Arnaud, Mapp (Uliparipovic 88), Martins, Neagle (Nyassi 72), Warner, Corradi (Wenger 72).

Brek Shea broke away from the Montreal defense and sent the Impact packing with a scintillating game-winning goal in the 88th minute at FCC Stadium. Bernardo Corradi's first goal in MLS – from the penalty spot – had given Montreal the lead, but Blas Perez equalized in the 77th minute to set up Shea's winner. Just before halftime in the 45th minute, Castillo almost gave FCD the lead, however, Montreal goalkeeper Donovan Ricketts made a tremendous save. Montreal applied extreme pressure early in the second half paying-off when Davy Arnaud was fouled in the box by FCD defender Zach Loyd. Corradi converted on the penalty kick attempt placing the Impact at a stunning 1-0 lead. Angered by the foul call, FCD responded in a great way. In the 65th minute havoc ensued in the box after a throw-in, as both George John and Bobby Warshaw missed attempts to equalize both times. Moments later Fabian Castillo worked way in the box barely missing wide left; FCD holds firm in their defense. However, Ricketts had no chance 13 minutes from the time when Perez electrified the home crowd with a header to tie the game at 1-1. The goal came after George John's looping header hit the bar from a Daniel Hernandez free kick.

SCORING SUMMARY

MTL – Corradi 1 (penalty kick) 61
DAL – Perez 3 (unassisted) 77
DAL – Shea 1 (Castillo 1, Perez 3) 88

MISCONDUCT SUMMARY

MTL – Felipe Martins (caution) 22
DAL – Fabian Castillo (caution) 28
MTL – Tyson Wahl (caution) 46

GAME STATS

	MTL	DAL
Total Shots	10	12
Shots on Goal	5	5
Fouls	17	17
Offsides	4	5
Corner Kicks	4	3
Saves	2	4

Referee: Ramon Hernandez
Referee's Assistant: Chris Strickland,
Referee's Assistant: Claudio Badea
4th Official: Ismail Elfath
Time of Game: 1:57
Attendance: 16,164
Weather: Windy, 79 degrees

2012 Game Summaries

APRIL 21 VS. VANCOUVER | L 1-0
MLS GAME 7 | DAL 3-3-1

VANCOUVER, CANADA | BC PLACE STADIUM

DAL: Seitz, Loyd, Ihemelu, John, Warshaw (Hedges 90), Rodriguez, Shea, Hernandez, Guarda (Sealy 72), Castillo, Perez.
VAN: Cannon, DeMerit, Harvey, Bonjour, Young-Pyo, Davidson, Koffie, Watson, Salgado (Harris 73), Le Toux, Sanvezzo (Hassli 79).

FC Dallas remained winless on the road in 2012 as Camilo's 11th minute goal hands the visiting side their first shutout of the season. The match got off to a bumpy start for Dallas before a ball was even kicked, as starting goalkeeper Kevin Hartman had to be withdrawn from the starting lineup, with Chris Seitz replacing him. Brek Shea looked dangerous, winning a number of free kicks and having a couple of shots, but none were on target. The visitors' best early opportunity came after 38 minutes, when Blas Perez set Bruno Guarda up from close range. The Brazilian's shot had power, but was right at goalkeeper Joe Cannon, who stopped the shot before gathering the ball at the second attempt. On 75 minutes, Matt Watson got in behind FC Dallas captain Ugo Ihemelu, after Lee Young-Pyo found the rushing Englishman with an incisive pass. The midfielder in-turn found Camilo, but the Brazilian's effort was denied by Seitz with a fine reaction save. In the final minute Dallas defender Carlos Rodriguez — who appeared to be the last man back — dragged Sebastien Le Toux down. The French striker looked to be clean through but referee Edwin Jurisevic opted to give Rodriguez a yellow card rather than dismiss him.

SCORING SUMMARY

VAN – Sanvezzo 2 (Young-Pyo 1) 11

MISCONDUCT SUMMARY

VAN – Gershon Koffie (caution) 38
VAN – Matt Watson (caution) 57
DAL – Blas Perez (caution) 7
DAL – Carlos Rodriguez (caution) 75

GAME STATS

	VAN	DAL
Total Shots	9	10
Shots on Goal	2	5
Fouls	19	11
Offsides	2	3
Corner Kicks	4	6
Saves	5	1

Referee: Edwin Jurisevic
Referee's Assistant: Darren Clark
Referee's Assistant: Mike Rottersman
4th Official: Paul Ward
Time of Game: 1:56
Attendance: 18,027
Clear, 50 degrees

APRIL 25 VS. SALT LAKE | D 1-1
MLS GAME 8 | DAL 3-3-2

FRISCO, TX | FC DALLAS STADIUM

DAL: Seitz, Loyd, Ihemelu, John, Rodriguez (Jackson 56), Warshaw (Pertuz 80), Benitez, Hernandez, Shea (Top 68), Sealy, Castillo.
RSL: Rimando, Borchers, Schuler, Wingert, Beltran, Morales, Johnson (Steele 83), Beckerman, Gil (Grabavoy 55), Paulo Jr. (Bonfigli 69), Saborio.

Brek Shea drilled a penalty kick to give FC Dallas a 1-0 lead just before halftime, but Real Salt Lake's Emiliano Bonfigli answered back in 72nd minute as the clash between the two Western Conference rivals ended in a 1-1 tie at FC Dallas Stadium. Their best chance at scoring came in the 2nd minute when Paulo Junior created an opportunity for Alvaro Saborio, but the shot was saved by FCD goalkeeper Chris Seitz, who made his second start of the season in place of the injured Kevin Hartman. Without suspended striker Blas Perez, FCD came out in a 4-4-2 formation and relied heavily on Fabian Castillo and Scott Sealy. Castillo pressured the Salt Lake back line throughout the first half and had a chance to give FCD an early lead in the 19th minute but goalkeeper Nick Rimando made a nice save for Salt Lake. Just two minutes later Castillo had a golden opportunity from the center of the box, but Sealy was at the wrong place at the wrong time and blocked the shot.

SCORING SUMMARY

DAL – Shea 2 (penalty kick) 46+
RSL – Bonfigli 1 (Johnson 2) 72

MISCONDUCT SUMMARY

RSL – Will Johnson (caution) 27

GAME STATS

	RSL	DAL
Total Shots	11	11
Shots on Goal	5	3
Fouls	19	13
Offsides	1	2
Corner Kicks	3	3
Saves	2	4

Referee: Geoff Gamble
Referee's Assistants: Joe Fletcher
Referee's Assistnat: Phill Briere
4th Official: Drew Fischer
Time of Game: 2:00
Attendance: 10,069
Weather: Clear, 88 degrees

APRIL 28 VS. LOS ANGELES | D 1-1
MLS GAME 9 | DAL 3-3-3

LOS ANGELES, CA | HOME DEPOT CENTER

DAL: Seitz, Benitez, Loyd, Ihemelu, John, Shea (Pertuz 76), Jackson, Jacobson (Hedges 82), Hernandez, Perez, Castillo (Sealy 93).
LA: Gaudette, Franklin, Dunivant, DeLaGarza, Lopes (Noonan 81), Beckham, Magee (Barrett 74), Juninho, Keane, Buddle (Cristman 74), Donovan.

Pat Noonan scored a dramatic stoppage-time equalizer as the LA Galaxy salvaged a draw against visiting FC Dallas, with the Western Conference rivals tying 1-1. FCD held a 1-0 lead in the second minute of stoppage time when Noonan slipped a ball into the left corner of the net. The goal canceled out Brek Shea's 61st-minute penalty kick. Early on, FCD seemed intent on testing Gaudette. Twice in the first minute the visitors had shots but neither attempt was on frame. Just four minutes into the second half, the Galaxy were awarded a penalty kick after Jair Benitez hauled Donovan down from behind inside the penalty area. However, Keane stepped up to take the penalty kick instead of Donovan. Keane sent his attempt wide, though, as the Galaxy failed to take advantage of the opportunity. The visitors took the lead the hour after being awarded a spot kick of their own. Gaudette took down Blas Perez inside the box and picked up a yellow card for his trouble. Shea stepped up and buried the attempt as Gaudette barely moved, and FCD went up 1-0. The Galaxy had several late opportunities, including a Beckham free kick from 20 yards out that sai, but were unable to get closer until Noonan's stoppage-time winner. After a few passes inside the penalty area, Noonan collected himself and placed the ball into the left corner of the goal.

SCORING SUMMARY

DAL – Shea 3 (penalty kick) 61
LA – Noonan 1 (Barrett 1, Cristman 1) 92+

MISCONDUCT SUMMARY

DAL – Brek Shea (caution) 4
DAL – Fabian Castillo (caution) 19
DAL – Jair Benitez (caution) 48
LA – Bill Gaudette (caution) 60
LA – Adam Cristman (caution) 83
LA – David Beckham (caution) 95

GAME STATS

	LA	DAL
Total Shots	16	14
Shots on Goal	3	5
Fouls	18	14
Offsides	4	3
Corner Kicks	4	6
Saves	4	2

Referee: Ricardo Salazar
Referee's Assistant: Peter Manikowski
Referee's Assistant: Mike Kampmeier
4th Official: Alejandro Mariscal
Time of Game: 2:02
Attendance: 23,249
Weather: Clear, 78 degrees

2012 Game Summaries

MAY 6 VS. COLORADO | L 2-0
MLS GAME 10 | DAL 3-4-3

FRISCO, TX | FC DALLAS STADIUM

DAL: Benitez, Ihemelu, John, Loyd, Castillo (Pertuz 45), Jackson (Luna 82), Hernandez, Jacobson, Perez, Sealy (Marcelin 45).
COL: Kimura, Marshall (Casey 45), Moor, Zapata, Castrillon (Thompson 87), Larentowicz, Mullan, Rivero, Cascio, Cummings (Hill 14).

Jaime Castrillon's 61st-minute header was all the Colorado Rapids needed to cruise to a 2-0 win against an FCD side reduced to nine men by two first-half red cards. Castrillon got on the end of a Brian Mullan cross to head the ball past FCD goalkeeper Kevin Hartman. Buoyed by their two-man advantage, the Rapids had been peppering Hartman's goal with shots before Castrillon made the breakthrough. FCD was forced to play with nine men for 55 minutes thanks to red cards to Daniel Hernandez and Blas Perez – both of which came within two minutes of one another in the first half. Hernandez was issued his first yellow card in the 25th minute for dissent. In the 34th minute, Hernandez failed to pull out of a late challenge on Rivero, sending the Argentinian to the turf and earning a second yellow and subsequent red card. Just minutes later, FCD was reduced to nine men when Perez was issued a straight red card for a reckless tackle on Rapids' defender Drew Moor. Rapids continued to pressure the nine-man FCD squad, and in the 65th minute Hill found himself in scoring position once again, but Hartman parried his volley out for a corner kick. Martin Rivero sealed the victory in the 74th minute. Dallas' best chance came in the 32nd minute, as Perez got on the end of a Hernandez corner kick but sent his header just wide of Matt Pickens' goal.

SCORING SUMMARY

COL – Castrillon 3 (Mullan 2) 61
COL – Rivero 1 (Mullan 3, Hill 1) 74

GAME STATS

	COL	DAL
Total Shots	22	1
Shots on Goal	9	0
Fouls	8	7
Offsides	4	0
Corner Kicks	11	3
Saves	0	7

MISCONDUCT SUMMARY

DAL – Daniel Hernandez (caution) 25
DAL – Daniel Hernandez (ejection) 34
DAL – Jair Benitez (ejection) 36
COL – Tony Cascio (caution) 38
COL – Jaime Castrillon (caution) 44

Referee: Mark Geiger
Referee's Assistant: Steven Taylor
Referee's Assistant: James Conlee
4th Official: Armando Villarreal
Time of Game: 1:57
Attendance: 11,702
Weather: Cloudy, 90 degrees

MAY 9 VS. SEATTLE | L 2-0
MLS GAME 11 | DAL 3-5-3

FRISCO, TX | FC DALLAS STADIUM

DAL: Hartman, Hedges, Benitez, Loyd, John, Pertuz (Luna 84), Jackson, Jacobson, Marcelin, Castillo, Sealy (Shea 70).
SEA: Meredith, Rose, Scott, Parke, Hurtado, Burch, Rosales (Montero 45), Caskey, Evans (Carrasco), Johnson, Estrada (Cato 66).

Fredy Montero scored two sensational goals in a matter of two minutes to extend Seattle's winning streak to five and give the Sounders a 2-0 road win over FC Dallas. The first of Montero's pair of scores came in the 68th minute when the Seattle striker received the ball on the right side of the box and outmaneuvered FCD defenders Hernán Pertúz and James Marcelin. Montero left both in a daze as he buried the ball in the back of the net to give Seattle a 1-0 lead. FCD tried to kill Seattle's momentum by bringing on a hobbling Brek Shea, but Montero quickly silenced the crowd with another scintillating goal, this time on a diving header that crushed any dreams of an FCD comeback. Montero put the Sounders in the driver's seat with a comfortable two-goal advantage. Without captain Ugo Ihemelu, FCD turned to rookie Matt Hedges, however, FCD failed to get anything going offensively. Perhaps their best chance at finding pay dirt came in the 39th minute when Seattle goalkeeper Bryan Meredith was forced to make an acrobatic save on Scott Sealy's header.

SCORING SUMMARY

SEA – Montero 2 (Cato 1) 68
SEA – Montero 3 (Caskey 2, Rose 1) 71

GAME STATS

	SEA	DAL
Total Shots	11	14
Shots on Goal	3	5
Fouls	16	11
Offsides	0	2
Corner Kicks	2	7
Saves	5	1

MISCONDUCT SUMMARY

SEA – Marc Burch (caution) 30
SEA – Jeff Parke (caution) 42
DAL – George John (caution) 57
SEA – Zach Scott (caution) 75
SEA – Fredy Montero (caution) 81

Referee: Elias Bazakos
Referee's Assistant: Frank Anderson
Referee's Assistant: Corey Rockwell
4th Official: Abiodun Okulaja
Time of Game: 1:59
Attendance: 10,092
Weather: Clear, 79 degrees

MAY 12 VS. COLUMBUS | L 2-1
MLS GAME 12 | DAL 3-6-3

COLUMBUS, OH | COLUMBUS CREW STADIUM

DAL: Seitz, Benitez, John, Loyd, Pertuz, Jackson, Hernandez, Jacobson, Shea, Castillo (Luna 60, Hedges 73), Perez.
CLB: Gruenebaum, Gehrig, Miranda, Vukovic (Francis), Williams, Gaven, Mirosevic, O'Rourke, Tchani, Finlay (Meram 44), Renteria (Anor 83).

Both the Columbus Crew and FC Dallas snapped long scoreless streaks at Crew Stadium. Thanks to goals from Justin Meram and Sebastián Miranda, it was the home side that ran out winners, rallying past 10-man FCD to end a five-game winless streak. The visitors struck first thanks to Fabián Castillo's first goal of the season in the 22nd minute, ending a scoreless run for FCD that had reached 231 minutes. The Colombian speedster took a pass from Brek Shea along the line in front of the Crew bench. Castillo continued down the left side, cut toward the box, twisted Eric Gehrig with the dribble then bested. But the tenor of the match changed in the second half. FCD went down a man for a second time in three matches in the 63rd minute when Zach Loyd received a second caution for a foul on Meram. It took the Crew only four minutes to capitalize. Meram, who entered late in the first half after Ethan Finlay left injured, got the ball about 35 yards out after Eric Gehrig stripped the ball from Ruben Luna in the 67th minute. Five minutes later, Columbus completed their rally thanks to Miranda's snapped header from 20 yards out off a service by Nemanja Vukovic.

SCORING SUMMARY

DAL – Castillo 1 (unassisted) 22
CLB – Meram 1 (Gehrig 1) 67
CLB – Miranda 1 (Vukovic 2) 72

GAME STATS

	CLB	DAL
Total Shots	16	9
Shots on Goal	5	3
Fouls	14	21
Offsides	3	0
Corner Kicks	7	2
Saves	2	3

MISCONDUCT SUMMARY

DAL – Zach Loyd (caution) 43
DAL – Andrew Jacobson (caution) 45
CLB – Justin Meram (caution) 52
DAL – Fabian Castillo (caution) 60
DAL – Zach Loyd (ejection) 63
CLB – Milovan Mirosevic (caution) 80

Referee: Baldomero Toledo
Referee's Assistant: Corey Parker
Referee's Assistant: Jason Collum
4th Official: Matthew Foerster
Time of Game: 2:01
Attendance: 11,120
Weather: Cloudy, 73 degrees

2012 Game Summaries

MAY 19 VS. PHILADELPHIA | D 1-1
MLS GAME 13 | DAL 3-6-4

FRISCO, TX | FC DALLAS STADIUM

DAL: Hartman, Benítez, Pertuz (Rodríguez 47), John, Hedges, Jackson, Jacobson, Leyva (Luna 77), Hernandez, Marcelin, Perez.
PHI: Harrison, Williams, Gaddis, Valdes (Lopez 78), Gomez (Okugo 58), Farfan, Carroll, Lahoud (Martinez 55), Daniel, Mwanga, Pajoy.

Panamanian countrymen Blas Pérez and Gabriel Gómez both scored their fourth goals of the year on sensational headers as FCD and the Philadelphia Union battled to a 1-1. FCD applied the pressure early and often. In the sixth minute, midfielder Andrew Jacobson pulled away from the Union defense and chipped a shot over Philadelphia goal-keeper Chase Harrison, who was just able to tip the ball and change its path. On the ensuing corner, Bryan Leyva directed the ball to the far post, which was headed into the six-yard box by George John. Seemingly out of nowhere, Pérez dove in and gave Dallas a quick 1-0 advantage. FCD continued its dominance in the first half, recording six shots on goal, including another near header by Pérez. Then, in the 73rd minute, teammate Keon Daniel sent a rocket in from outside the box that forced Kevin Hartman to make a tremendous save. FCD got its own chance in the 82nd minute. Pérez again got on the end of a ball, this time with his foot on a cross from Jair Benítez, but Harrison was there again to make the stop.

SCORING SUMMARY
DAL – Perez 4 (unassisted) 7
PHI – Gomez 4 (unassisted) 56

MISCONDUCT SUMMARY
PHI – Michael Lahoud (caution) 37
PHI – Carlos Valdes (caution) 62
DAL – Andrew Jacobson (caution) 72
PHI – Michael Farfan (caution) 77
PHI – Chase Harrison (caution) 79
DAL – Blas Perez (caution) 88

Referee: Mark Kadlecik
Referee's Assistant: Anthony Vasoli
Referee's Assistant: Brian Dunn
Time of Game: 2:07
Attendance: 13,272
Weather: Clear, 86 degrees

GAME STATS

	PHI	DAL
Total Shots	9	12
Shots on Goal	3	3
Fouls	22	13
Offsides	0	3
Corner Kicks	5	7
Saves	2	2

MAY 23 VS. CHICAGO | L 2-1
MLS GAME 14 | DAL 3-7-4

CHICAGO, IL | TOYOTA PARK

DAL: Hartman, Hedges, John (Rodríguez 45), Benítez, Loyd, Hernandez, Jackson, Jacobson, Leyva (Sealy 72), Marcelin (Guarda 45), Perez.
CHI: Johnson, Gargan, Anibaba, Segares, Berry, Pappa (Bone 89), Robayo, Pause, Nyarko, Grazzini (Pardo 76), Oduro (Barouch 59).

The Chicago Fire were able to win their first game against FCD with a 2-1 victory, but the win didn't come easily. It took a comeback, a penalty kick save, and a favorable call against a short-handed FCD team that had not won in seven games to break the streak with the 2-1 victory. FCD struck first in the 41st minute on a corner kick play, when rookie Matt Hedges headed home a rebound that Sean Johnson initially saved. Chicago answered four minutes later, when Sebastián Grazzini dribbled twice to his left and curled a left-footed shot just over the outstretched hand of Kevin Hartman from outside the penalty area. FCD had a golden opportunity to take back the lead in the 50th minute, when Dominic Oduro took down Bruno Guarda in the penalty area earning a penalty kick. However, Johnson brilliantly saved the ensuing Blas Perez kick, and in the 62nd minute, the Fire earned a penalty kick of their own. Hartman answered Johnson's save by saving Grazzini's kick, but Marco Pappa was there to finish the rebound.

SCORING SUMMARY
DAL – Hedges 1 (unassisted) 41
CHI – Grazzini 2 (Pappa 3) 45
CHI – Pappa 3 (unassisted) 63

MISCONDUCT SUMMARY
DAL – George John (caution) 30
CHI – Dan Gargan (caution) 36
CHI – Marco Pappa (caution) 64
CHI – Orr Barouch (caution) 69
CHI – Rafael Robayo (caution) 90

Referee: Hilario Grajeda
Referee's Assistant: Peter Balciunas
Referee's Assistant: Kevin Klinger
4th Official: Abiodun Okulaja
Time of Game: 1:52
Attendance: 11,947
Weather: Clear, 80 degrees

GAME STATS

	CHI	DAL
Total Shots	15	15
Shots on Goal	6	3
Fouls	21	15
Offsides	4	2
Corner Kicks	3	7
Saves	2	4

MAY 26 VS. SALT LAKE | L 3-2
MLS GAME 15 | DAL 3-8-4

SALT LAKE CITY, UT | RIO TINTO STADIUM

DAL: Hartman, John, Benítez, Loyd, Hedges, Marcelin (Top 82), Jackson, Leyva (Rodríguez 79), Jacobson, Hernandez, Perez.
RSL: Reynish, Tanaka, Beltran, Borchers, Grabavoy, Johnson, Alvarez, Gil (Steele 70), Espindola (Velasquez 90+), Saborio.

Real Salt Lake beat FCD 3-2, courtesy of a late game-winner from defender Nat Borchers. The scoring capped off a second-half frenzy that saw Alvaro Saborio get a brace for the hosts while Blas Perez and Matt Hedges found the back of the net for FCD. The game would finally open up in the 59th minute when substitute right back Terukazu Tanaka delivered a cross into the area that found Saborio ghosting across the six yard area. The Costa Rican was able to head it past Kevin Hartman for the 1-0 lead. Hedges crept into the area on a restart. He was in perfect position to pounce on a loose ball when RSL failed to clear a Zach Loyd chip, and his blast just cleared the line before keeper Kyle Reynish could parry it out. A minute later however, Saborio got his second goal of the match as he beat the FCD defense in the right channel after some neat build-up from Grabavoy and sub Johnny Steele. Saborio's 15-yard blast deflected off of Hedges and beat Hartman to the near post. But FCD showed determination and pulled level again in the 85th minute. This time it was Perez, who appeared to be well marked at the top of the area. Perez contrived space to turn and blast directly at Reynish, who watched in horror as the ball slipped through his fingers and into the net.

SCORING SUMMARY
RSL – Saborio 5 (Tanaka 1) 59
DAL – Hedges 2 (unassisted) 75
RSL – Saborio 6 (Grabavoy 1, Steele 2) 76
DAL – Perez 5 (Top 1, Jackson 1) 85
RSL – Borchers 1 (unassisted) 90+6

MISCONDUCT SUMMARY
RSL – Yordany Alvarez (caution) 37
RSL – Fabian Espindola (caution) 90+6

Referee: Abiodun Okulaja
Referee's Assistant: Kermit Quisenberry
Referee's Assistant: Scott Kachmarik
4th Official: Tyler Ploeger
Time of Game: 1:53
Weather: Cloudy, 56 degrees
Attendance: 19,341

GAME STATS

	RSL	DAL
Total Shots	16	12
Shots on Goal	8	5
Fouls	14	9
Offsides	0	2
Corner Kicks	5	2
Saves	3	3

2012 Game Summaries

MAY 29 VS. CHARLOTTE EAGLES | L 2-0
U.S. OPEN CUP THIRD ROUND | DAL 0-1-0

FRISCO, TX | FC DALLAS STADIUM

DAL: Seitz, Benitez, Hedges, John (Marcelin 41), Loyd (M. Hernandez 24), Jackson, Guarda, Jacobson, Leyva (Castillo 60), Sealy, Top.
CHA: Irwin, Bloom, Bateau, Grousis (Williams 68), Rife, Roberts, Guzman, Toby, Salles, Ferrer (Salvaggione 78), Kwabe (Thornton 40).

FCD's regular-season woes carried into US Open Cup play, and as a result, they're out of the tournament. FCD lost two starting defenders in the first half and allowed a goal shortly thereafter in an eventual 2-0 loss to the USL PRO's Charlotte Eagles, in third round play of the tournament. The Eagles Nate Thornton sent in a cross to the right side of the box in the 43rd minute for Darryl Roberts, who headed the ball to the far left side of the net past a diving FCD keeper Chris Seitz. Thornton then shut the door in the fourth minute of extra time to seal the deal. FCD lost Zach Loyd in the 24th minute after a collision with an Eagle player. George John went down six minutes later after trying to compete for a header against a Charlotte forward Joseph Kabwe in the FCD defensive zone. John walked-off the field under his own power, but after being evaluated on the sideline he was subbed out in the 41st for James Marcelin. Despite the losses, FCD had some chances early, and dominated the majority of the second half, with a golden sequence that fell just short in the 68th when Scott Sealy's header rebounded off the post, followed by Matt Hedges putting one of the crossbar. But then Jackson was shown a straight red in the 78th minute for his challenge on Charlotte' keeper Clinton Irwin, forcing FCD to play out the final minutes of the match, down a man. FCD mounted a few challenges in the waning minutes, but it wasn't enough.

SCORING SUMMARY

CHA – Roberts (Thornton) 43
CHA – Thornton (Roberts) 90+4

MISCONDUCT SUMMARY

CHA – Juan Guzman (caution) 29
CHA – Luke Williams (caution) 72
DAL – Jackson (ejection) 78
CHA – Nate Thornton (caution) 84

GAME STATS

	CHA	DAL
Total Shots	7	28
Shots on Goal	2	11
Fouls	17	7
Offsides	2	1
Corner Kicks	3	10
Saves	10	0

Referee: Jorge Luna Hernandez
Referee's Assistant: Jonathan Johnson
Referee's Assistant: John Dearmond
4th Official: Leszek Stalmach
Time of Game: 1:59
Attendance: 1,702
Weather: Clear, 95 degrees

JUNE 16 VS. HOUSTON | L 2-1
MLS GAME 16 | DAL 3-9-4

HOUSTON, TX | BBVA COMPASS STADIUM

DAL: Benitez, Hedges, Loyd, Pertuz, Castillo (Rodriguez 67), Jackson, Hernandez, Jacobson, Leyva (Wiedeman 58), Sealy (Marcelin 87).
HOU: Hall, Ashe, Boswell, Cameron, Taylor, Carr (Clark 44), Davis, Moffat, Watson (Camargo 75), Bruin, Ching (Kandji 77).

On an Adam Moffat bomb, the Houston Dynamo laid claim to El Capitan for the second straight year with a 2-1 win over FCD in the seventh edition of the Texas Derby. In the 63rd minute FCD left back Jair Benitez elbowed Colin Clark to draw straight red from Jair Marrufo. That turned a chippy game feisty, and gave the Dynamo the advantage they needed to get back on the front foot. They got it with Moffat's goal, which he roofed after Kevin Hartman flapped at a Brad Davis corner kick. FCD nearly produced a grandstand finish despite playing with 10, forcing Dynamo' keeper Tally Hall into a series of big plays down the stretch. FCD defender Hernan Pertuz attempted clear of a Calen Carr cross found Bruin's knee and the deflection beat Hartman to the near post for the 1-0 lead. Largely through the play of Jackson and Fabian Castillo, they put Houston under pressure for the rest of the half and the start of the second. With Hall standing strong it looked like FCD would never find the equalizer, but it came in the 59th minute - and in appropriate fashion, with Jackson firing home a fortunate carom after some sterling build-up play. When they weren't fluffing clear chances, Houston were usually running into imposing Dallas rookie Matt Hedges, who steered the backline with Ugo Ihemelu and George John out. Hedges had perhaps has best game as a pro despite the scoreline.

SCORING SUMMARY

HOU – Bruin 6 (unassisted) 3
DAL – Jackson 1 (unassisted) 59
HOU – Moffat 1 (unassisted) 76

MISCONDUCT SUMMARY

HOU – Corey Ashe (caution) 20
DAL – Jair Benitez (ejection) 63
DAL – Fabian Castillo (caution) 67

GAME STATS

	HOU	DAL
Total Shots	14	15
Shots on Goal	7	4
Fouls	7	9
Offsides	2	1
Corner Kicks	5	3
Saves	3	5

Referee: Jair Marrufo
Referee's Assistant: George Gansner
Referee's Assistant: Brian Dunn
4th Official: Matt Kadlecik
Time of Game: 1:51
Attendance: 22,039
Weather: Cloudy, 82 degrees

JUNE 23 VS. CHIVAS | D 0-0
MLS GAME 17 | DAL 3-9-5

FRISCO, TX | FC DALLAS STADIUM

DAL: Hartman, Hedges, Loyd, Pertuz, Rodriguez, Castillo, Jackson, Hernandez (Wiedeman 75), Jacobson, Sealy (Marcelin 66), Shea.
CHV: Kennedy, Califf, Jazic, McKenzie, Riley, Cardozo (Townsend 77), Minda, Moreno, Zemanski, Agudelo (LaBrocca 63), Romero (Courtois 59).

Try as they might, there just wasn't a goal to be had at FCD Stadium. Defense was the name of the game on as FCD and Chivas USA played to a scoreless draw defined by a lack of chances and a few crucial saves. The deadlock set a new FCD franchise record winless streak at 11 games, while Chivas USA earned yet another respectable road result. With both Chivas USA and FCD even with just five first-half goals allowed this season, it wasn't a surprise that the teams went into the locker room scoreless. The best chance of the half fell to Chivas USA, which nearly took the lead in the 12th minute. Kevin Hartman could only parry Juan Agudelo's shot and the rebound fell to Alejandro Moreno, whose follow-up chance was deflected onto the bar and out for a corner kick. Jackson had a chance for the home team in the first half from well outside the area, but Dan Kennedy scrambled back in time to tip the Brazilian's shot wide of goal. Otherwise, both teams kept the other from finding chinks in either defense. FCD began to ratchet up the pressure as the game moved into the last 30 minutes, with Brek Shea nearly giving Dallas the lead twice in quick succession. A Daniel Hernandez corner found Shea at the far post, but his header was cleared off the line. A few minutes later, Shea's blast from an Andrew Jacobson cross was saved well by Kennedy.

SCORING SUMMARY

MISCONDUCT SUMMARY

CHV – Oswaldo Minda (caution) 90+2

GAME STATS

	CHV	DAL
Total Shots	2	13
Shots on Goal	1	3
Fouls	11	12
Offsides	1	4
Corner Kicks	8	9
Saves	3	1

Referee: Fotis Bazakos
Referee's Assistant: George Gansner
Referee's Assistant: Bill Dittmar
4th Official: Mark DeClouet
Time of Game: 1:52
Weather: Windy, 93 degrees
Attendance: 13,846

2012 Game Summaries

JULY 4 VS. TORONTO | D 1-1
MLS GAME 18 | DAL 3-9-6

FRISCO, TX | FC DALLAS STADIUM

DAL: Hartman, Loyd, Pertuz, Hedges, Rodríguez, Jacobson, Marcelin, Hernandez (Ferreira 58), Jackson, Shea, Castillo (Wiedeman 90+2).
TOR: Kocic, Morgan, Eckersley, Hall, Emory, Dunfield (de Guzman 81), Avila (Silva 68), Frings, Lambe, Koevermans (Soolsma 88), Johnson.

Toronto FC continued their revival under head coach Paul Mariner, extending their unbeaten streak to five games with a 1-1 draw against FCD at a sold out Dallas Stadium. The draw continued the home side's slump, extending their franchise-record winless streak to 12 games, now tied for the fifth-longest in MLS history. FCD jumped out to a dream start with their earliest goal of the season. In the fifth minute, a Daniel Hernandez corner was cleared to Jackson 35 yards from goal. The Brazilian sent a curling ball to Andrew Jacobson, whose smart header back across the box was in turn headed home by Zach Loyd for his second goal of the year. In what developed into a thoroughly entertaining first half, TFC equalized through Danny Koevermans in the 31st minute. A cross from Terry Dunfield was never effectively cleared with the ball eventually falling to former Dallas man Eric Avila. Avila shook Loyd and fired in a waist-high rocket that Koevermans flicked past Kevin Hartman and into the net for his ninth goal of the season. Dallas nearly took the lead back straight away in the 33rd minute, but TFC goalkeeper Milos Kocic was able to tip Fabian Castillo's stinging shot off the crossbar and away. The save was one of two Kocic had in the first half.

SCORING SUMMARY

DAL – Loyd 2 (Jacobson 1, Jackson 2) 5
TOR – Koevermans 9 (Avila 2) 31

MISCONDUCT SUMMARY

TOR – Richard Eckersley (caution) 37
TOR – Ryan Johnson (caution) 43
TOR – Torsten Frings (caution) 79

GAME STATS

	TOR	DAL
Total Shots	8	12
Shots on Goal	4	3
Fouls	12	14
Offsides	0	3
Corner Kicks	2	8
Saves	2	3

Referee: Jose Carlos Rivero
Referee's Assistant: Ian Anderson
Referee's Assistant: Anthony Vasoli
4th Official: Kevin Terry Jr.
Time of Game: 1:54
Attendance: 21,508
Weather: Sunny, 93 degrees

JULY 7 VS. SAN JOSE | D 0-0
MLS GAME 19 | DAL 3-9-7

FRISCO, TX | FC DALLAS STADIUM

DAL: Hartman, Hedges, Loyd, Pertuz, Rodríguez, Castillo (Villar 45), Ferreira, Jacobson, Marcelin, Wiedeman (Jackson 45), Shea.
SJ: Busch, Beltashour, Bernardes, Hernandez, Morrow, Baca, Chavez (Salinas 62), Corrales, Cronin, Gordon (Stephenson 83), Wondolowski.

FCD completed their three-game homestand undefeated, but not exactly in the way they would have planned, playing San Jose to a scoreless draw on Saturday night at FC Dallas Stadium. With the draw, FCD stretched their winless streak to 13 games, tied for the fourth longest in MLS history. The Texan squad, however, can take heart in giving the Earthquakes their first road shutout of the season thanks to a pair of timely interferences by defender Hernán Pertúz and a huge late save from goalkeeper Kevin Hartman. With Ferreira back in the midfield, FCD enjoyed some good moments in what was a cagey first half as the Colombian playmaker sent hopeful balls up to lone striker Brek Shea. But it was San Jose who nearly found the net first. The Earthquakes looked to play through center forward Gordon, and his 36th-minute flick-on freed Wondolowski past Pertúz and in on goal. The MLS leading scorer was able to chip past an on-rushing Hartman, but Pertúz recovered to clear the ball off the line in a thrilling sequence. Neither side was able to find much of a foothold in the second half, but the game sprung to life in the last 20 minutes. San Jose midfielder Ramiro Corrales was shown two yellow cards in the span of four minutes for challenges on FCD left back Carlos Rodriguez. His ejection reduced the Earthquakes down to 10 men for the first time this season.

SCORING SUMMARY

MISCONDUCT SUMMARY

SJ – Rafael Baca (caution) 21
SJ – Ramiro Corrales (caution) 77
SJ – Ramiro Corrales (ejection) 80

GAME STATS

	SJ	DAL
Total Shots	9	14
Shots on Goal	3	3
Fouls	12	10
Offsides	4	2
Corner Kicks	7	1
Saves	3	1

Referee: Ismail Elfath
Referee's Assistant: Craig Lowry
4th Official: Jorge Luna Hernandez
Time of Game: 1:50
Attendance: 10,132
Weather: Cloudy, 79 degrees

JULY 14 VS. COLORADO | W 2-1
MLS GAME 20 | DAL 4-9-7

DENVER, CO | DICK'S SPORTING GOODS PARK

DAL: Hartman, Loyd, Benitez, Hedges, Pertuz, Ferreira, Hernandez, Jacobson (Marcelin 73), Shea (Sealy 82), Villar (Rodriguez 57), Castillo.
COL: Pickens, Freeman, Moor, Wynne, Zapata (Edu 85), Castrillon (Smith 68), Larentowicz, Mullan (Cascio 71), Rivero, Casey, Cummings.

Fabian Castillo's 81st-minute goal handed FCD their first win in three months as the visitors beat Colorado 2-1 at Dick's Sporting Goods Park. Castillo followed up a Carlos Rodriguez header, drilling his effort top shelf and handing 4-9-7 Dallas their first win in 14 matches. Colorado hogged all the good chances early on, nearly breaking the deadlock several times in the game's first 20 minutes. Omar Cummings' 10th-minute open header just missed the post, and two minutes later, Jaime Castrillon's open volley right in front of goal missed high. Castrillon got the trifecta on 18 minutes, pushing a header just over the crossbar. Five minutes into the final 45 Rapids midfielder Martin Rivero found Conor Casey peeling off the FCD backline and the big forward expertly found an unmarked Cummings in all kinds of space down the right side. The Jamaican fired home for his fifth goal of the season, beating a cheating Hartman to the near post, giving the Rapids a 1-0 lead. Colorado maintained the pressure on Dallas, nearly scoring on Casey's shot in the 52nd minute and Rivero's 55th-minute effort, but against the run of play, the visitors leveled things at 1-1 shortly afterwards. Castillo's speed created room for his cross into the box, which found the substitute Rodriguez at the back post for the 60th-minute equalizer.

SCORING SUMMARY

COL – Cummings 5 (Casey 2) 50
DAL – Rodriguez 1 (Castillo 2) 60
DAL – Castillo 2 (unassisted) 81

MISCONDUCT SUMMARY

DAL – Fabian Castillo (caution) 57

GAME STATS

	COL	DAL
Total Shots	15	10
Shots on Goal	4	5
Fouls	14	13
Offsides	2	1
Corner Kicks	5	8
Saves	2	3

Referee: Yader Reyes
Referee's Assistant: Mike Kampmeint
Referee's Assistant: Mike Rottersman
4th Official: Mark Declouet
Time of Game: 1:52
Attendance: 13,284
Weather: Cloudy, 86 degrees

2012 Game Summaries

JULY 18 VS. SAN JOSE | L 2-1
MLS GAME 21 | DAL 4-10-7

SAN JOSE, CA | BUCK SHAW STADIUM

DAL: Hartman, Benitez, Hedges, Loyd, Pertuz, de Guzman, Ferreira (Sealy 82), Jackson, Jacobson, Shea (Rodriguez 64), Castillo (Marcelin 90).
SJ: Busch, Beltashour, Bernardz, Hernandez, Morrow, Baca, Chavez, (Dawkins 69) Cronin, Salinas (Corrales 90), Gordon (Stephenson 71), Wondolowski.

FCD came to California riding off their first road victory of the season, but San Jose used first-half goals from Marvin Chávez and Alan Gordon to put an end to that streak with a 2-1 victory. The Quakes survived a 94th-minute penalty-kick miss from defender Jair Benitez, who pushed his attempt just high and over the crossbar with a road point begging to be taken. Dallas (4-10-7) fell to 1-8-1 on the road this year, despite the debut of new Designated Player Julian de Guzman in midfield. That was thanks mostly to clinical finishing from Chávez and Gordon, who turned San Jose's only pair of shots on goal before intermission into back-breaking scores, and an inability by FCD's attack to punch any number of dangerous chances past the Quakes' defense until Hernán Pertúz's flying header in the 89th minute. Chávez exacted a wicked 12th-minute strike from the edge of the box, hammering a skidding cross-field pass from Shea Salinas into the far corner for his first Earthquakes goal. Gordon doubled the advantage in the 45th minute, capping a play that began with a bad pass and turnover by Benitez in his own third. The Quakes took advantage by working the ball to Sam Cronin, who looped a 35-yard pass to the far post, where a barely marked Gordon looped a header back the other way.

SCORING SUMMARY

SJ – Chavez 1 (Salinas 5) 12
SJ – Gordon 8 (Cronin 3, Baca 2) 45
DAL – Pertuz 1 (Jackson 3) 89
DAL – Jackson (caution) 74

MISCONDUCT SUMMARY

DAL – Zach Loyd (caution) 13
SJ – Alan Gordon (caution) 36
SJ – Victor Bernardz (caution) 74
DAL – Fabian Castillo (caution) 81
SJ – Steven Beltashour (caution) 81

GAME STATS

	DAL	SJ
Total Shots	15	10
Shots on goal	8	3
Fouls	9	11
Corner Kicks	11	7
Offsides	2	1
Saves	1	4

Referee: Kevin Stott
Assistant Referee: Adam Wienckowski
Assistant Referee: Corey Parker
4th Referee: Mark DeClouet
Time of Game: 1:54
Attendance: 9,481
Weather: Fair, 68 degrees

JULY 21 VS. PORTLAND | W 5-0
MLS GAME 22 | DAL 5-10-7

FRISCO, TEXAS | FC DALLAS STADIUM

DAL: Hartman, Benitez, Hedges, Loyd, Pertuz, Ferreira (de Guzman 53), Hernandez, Jackson, Jacobson (Marcelin 74), Rodriguez, Sealy (Luna 76).
POR: Perkins, Chabala, Danso, Kimura, Mosquera, Alexander, Alhassan (Jewsbury 54), Chara (Richards 74), Songo'o, Fucito, Mwanga (Boyd 57).

FCD with no wins at home in seven matches and Portland with no wins on the road all season made for an interesting matchup. FCD scored in a big way as they heaped more road misery on Portland in a 5-0 win. In the 16th minute David Ferreira sprayed a fantastic ball out to Jair Benitez. The Colombian, sent in a low, hard cross that Hanyer Mosquera was unlucky to deflect past goalkeeper Troy Perkins to give FCD a 1-0 lead. FCD doubled their advantage soon after with another fantastic ball from Ferreira, this time to Zach Loyd on the right side. Midfielder Andrew Jacobson ran onto Loyd's lay-off and blasted a shot past Perkins from outside the box to give FCD their first two-goal lead in a first half this season. In the second half Ferreira kept up his man-of-the-match performance. Ferreira fed Jackson and the Brazilian midfielder beat two Timbers before sending in a shot that deflected off Fuffy Danso and into the Portland goal in the 48th minute. Sealy got into the act for FCD in the 69th minute, played through on goal by Jackson. The rout was complete in the 81st minute, when homegrown forward Ruben Luna scored a goal from a Jackson cross.

SCORING SUMMARY

DAL – Own Goal 16
DAL – Jacobson 1 (Loyd 2, Ferreira 1) 26
DAL – Jackson 2 (Ferreira 2) 48
DAL – Sealy 1 (Jackson 4) 69
DAL – Luna 1 (Jackson 5) 81

MISCONDUCT SUMMARY

POR – Franck Songo'o (caution) 11
DAL – Zach Loyd (caution) 42
POR – Hanyer Mosquera (caution) 61
DAL – Andrew Jacobson (caution) 66

GAME STATS

	DAL	POR
Total Shots	14	6
Shots on goal	6	1
Fouls	13	13
Corner Kicks	4	0
Offsides	3	1
Saves	1	2

Referee: Sorin Stoica
Assistant Referee: Peter Manikowski
Assistant Referee: Jeff Muschik
4th Referee: Jorge Luna Hernandez
Time of Game: 1:49
Attendance: 11,365
Weather: Sunny, 99 degrees

JULY 28 VS. LOS ANGELES | L 1-0
MLS GAME 23 | DAL 5-11-7

FRISCO, TX | FC DALLAS STADIUM

DAL: Hartman, Benitez, Loyd, Hedges (John 45), Pertuz, Ferreira, Jackson, Hernandez (de Guzman 78), Jacobson, Rodriguez (Castillo 45), Sealy.
LA: Saunders, de la Garza, Gaul, Gonzalez, Lopes, Franklin, Juninho, Jimenez (Stephens 78), Sarvas, Keane, Magee (Villarreal 69).

Playing without two of their three big stars, the LA Galaxy produced a fine defensive display and rode a second-half Mike Magee goal to a 1-0 win over FC Dallas. The Galaxy's central midfield duo of Marcelo Sarvas and Juninho hounded David Ferreira all evening, not allowing the Colombian to build on his two-assist performance last time out. In a cagey first half played in triple-digit temperatures, neither side was able to gain much of a foothold. Robbie Keane nearly gave LA the lead in the 35th minute, after latching onto a Magee through ball and rounding goalkeeper Kevin Hartman. But Colombian defender Hernan Pertuz slid in to clear the ball off the line. In the 62nd minute Keane controlled a bouncing ball at the top of the box and flicked it over a defender to Magee. The FCD defense chose to not close down the winger, expecting him to play a give-and-go with Keane. Instead, Magee curled a shot round a defender and into the lower corner.

SCORING SUMMARY

LA – Magee 4 (Keane 6) 62

MISCONDUCT SUMMARY

LA – A.J. de la Garza (caution) 65
LA – Marcelo Sarvas (caution) 69
DAL – George John (caution) 89

GAME STATS

	DAL	LA
Total Shots	13	11
Shots on goal	1	4
Fouls	9	16
Corner Kicks	5	3
Offsides	2	2
Saves	2	1

Referee: Hilario Grajeda
Assistant Referee: Peter Manikowski
Assistant Referee: Eric Proctor
4th Referee: Armando Villarreal
Time of Game: 1:51
Attendance: 22,565
Weather: Cloudy, 102 degrees

2012 Game Summaries

AUGUST 5 VS. PORTLAND | D 1-1
MLS GAME 24 | DAL 5-11-8

PORTLAND, OR | JELD-WEN FIELD

DAL: Hartman, John, Hedges, Benítez, Loyd, de Guzman (Marcelin 76), Ferreira, Shea, Jacobson, Castillo (Hernandez 87), Sealy (Rodríguez 33)
POR: Perkins, Mosquera, Horst, Kimura, Smith (Alhassan 77), Jewsbury, Nagbe, Songo'o, Chara, Boyd (Dike 61), Richards (Mwanga 61)

The battle between the two teams at the bottom of the Western Conference ended in a stalemate as the Portland Timbers and FCD played to a 1-1 draw. A goal by FCD forward Scott Sealy in the 51st minute – beautifully assisted by midfielders Brek Shea and David Ferreira – had FCD in line for their second consecutive victory over Portland before a Zach Loyd red card and a late goal by Jack Jewsbury. After Julian de Guzman fluffed a perfect look two minutes into the second half, Ferreira, Shea, and Sealy combined to give the visitors the lead in the 51st minute. Shea snuck past a flat-footed Portland backline to get onto the end of Ferreira's perfectly weighted through ball. He then squared for Sealy, who had a simple tap-in for a goal. Less than 60 seconds later, however, FCD were down to 10 men when Loyd was sent off for dragging down Portland's Franck Songo'o, his second yellow of the game. The Timbers continued to press, and Jewsbury was in the right place at the right time to get onto the end of a Kevin Hartman punch-out, lacing a left-footed volley that evened the score in the 79th.

SCORING SUMMARY

DAL – Sealy (Shea, Ferreira) 51
POR – Jewsbury (unassisted) 79

MISCONDUCT SUMMARY

POR – Franck Songo'o (caution) 23
DAL – Zach Loyd (caution) 36
DAL – Zach Loyd (ejection) 52
POR – Diego Chara (caution) 70

GAME STATS

	POR	DAL
Total Shots	21	8
Shots on goal	7	3
Fouls	12	8
Corner Kicks	6	5
Offsides	2	1
Saves	9	1

Referee: Ricardo Salazar
Assistant Referee: Corey Rockwell
Assistant Referee: Mike Kampmeier
4th Referee: Tyler Ploeger
Time of Game: 1:51
Attendance: 20,438
Weather: Sunny, 92 degree

AUGUST 11 VS. COLORADO | W 3-2
MLS GAME 25 | DAL 6-11-8

FRISCO, TX | FC DALLAS STADIUM

DAL: Hartman, John, Benítez, Pertuz (Rodríguez 78), Hedges, Jacobson (Hernandez 67), Ferreira, Shea, de Guzman (Marcelin 85), Luna, Castillo
COL: Pickens, Moor, Freeman, Wynne, Zapata, Larentowicz, Nane (Akpan 52), Castrillon, Mullan (Thompson 45), Rivero, Cummings (Cascio 66)

With the help of their Colombian contingent, FCD produced a thrilling come-from-behind 3-2 victory over a 10-man Colorado Rapids. Colorado took the lead in the 12th minute after Brian Mullan's first-time cross was smashed home by Jaime Castrillón. Despite FCD holding a 62 percent advantage in possession in the first half, Colorado nearly doubled their lead in the 34th minute. The home side found their equalizer in the 41st minute through Castillo. De Guzman played a ball to Castillo at the top of the box, blasting a low right-footed shot past Rapids goalkeeper Matt Pickens to level the score. FCD took the lead less than three minutes later when Castillo was fouled by Drew Moor. The FCD left back Jair Benítez found the back of the net, curling the free kick over the wall, past Pickens to give FCD a sensational 2-1 lead heading into the break. In the 49th minute, Ferreira received a pass from Castillo, slotting the ball past Pickens for his first goal since returning from his long injury layoff. The Rapids pulled a goal in the 55th minute in what quickly became a wild match. Colorado won a free kick about 30 yards from the goal and Larentowicz smashed a low drive that snuck through a crowded box and off the post.

SCORING SUMMARY

COL – Castrillon (Mullan, Freeman) 12
DAL – Castillo (de Guzman) 41
DAL – Benítez (unassisted) 44
DAL – Ferreira (Castillo, de Guzman) 49
COL – Larentowicz (Rivero) 55

MISCONDUCT SUMMARY

COL – Hunter Freeman (caution) 38
COL – Joseph Nane (caution) 47
COL – Drew Moor (caution) 51
DAL – Andrew Jacobson (caution) 54
COL – Jaime Castrillon
DAL – Fabian Castillo (caution) 88
DAL – David Ferreira (caution) 90+6

GAME STATS

	DAL	COL
Total Shots	12	12
Shots on goal	5	5
Fouls	12	16
Corner Kicks	8	2
Offsides	6	0
Saves	4	2

Referee: Armando Villarreal
Assistant Referee: Brian Poeschel
Assistant Referee: James Conlee
4th Referee: Jasen Anno
Time of Game: 1:54
Attendance: 10,222
Weather: Sunny, 93 degrees

AUGUST 15 VS. VANCOUVER | W 2-0
MLS GAME 26 | DAL 7-11-8

VANCOUVER, CANADA | BC PLACE STADIUM

DAL: Hartman, Loyd, Pertuz (Leyva 78), Benítez, John, Hedges, Ferreira, Hernandez, Jacobson, Luna (Top 64), Castillo (Guarada 83)
VAN: Cannon, Young-Pyo, Rochat, O'Brien, Bonjour, Thorrington (Watson 76), Robson, Davidson, Harris (Nanchoff 65), Miller (Clarke 9), Sanvezzo

In a first half that lacked much in the way of many real opportunities for either side, it was the final couple of minutes that brought the most action. Fabián Castillo opened the scoring in the 60th minute, receiving a flick on from David Ferreira before juking past a couple of Caps defenders and slotting a ball in off the post. Ten minutes later Ferreira made the play once again, outmuscling Andy O'Brien and beating Martin Bonjour on the dribble before setting Top up for the tap-in. The home side also had a chance in the 75th minute, as Jun Marques Davidson's shot was redirected by Camilo, but went just wide of the goal from close range. In the 84th minute, Alain Rochat won a header in the FCD area from a Robson free kick, but couldn't hit the target. Five minutes from time, a kerfuffle between Davidson and Ferreira following a Lee Young-Pyo foul resulted in all three players getting booked.

SCORING SUMMARY

DAL – Castillo (Ferreira, Loyd) 60
DAL – Top (Ferreira, Benítez) 70

MISCONDUCT SUMMARY

VAN – Martin Bonjour (caution) 34
DAL – Daniel Hernandez (caution) 46
VAN – Camilo Savenzzo (caution) 46
VAN – Michael Nanchoff (caution) 80
DAL – Andrew Jacobson (caution) 83
VAN – Jun Davidson (caution) 86
DAL – David Ferreira (caution) 86
VAN – Lee Young-Pyo (caution) 87
VAN – Barry Robson (caution) 95

GAME STATS

	VAN	DAL
Total Shots	9	8
Shots on goal	1	2
Fouls	24	17
Corner Kicks	6	1
Offsides	1	0

Referee: Matthew Foerster
Assistant Referees: Frank Anderson
Assistant Referee: Ian Anderson
4th Referee: Paul Ward
Time of Game: 1:52
Attendance: 19,006

2012 Game Summaries

Saves 2 1 Weather: Clear, 73 degrees
AUGUST 18 VS. SALT LAKE | W 2-1
MLS GAME 27 | DAL 8-11-8
SALT LAKE CITY, UT | RIO TINTO STADIUM

DAL: Hartman, Hedges (Pertuz 73), Loyd, Benitez, John, de Guzman, Shea, Ferreira, Hernandez (Marcelin 62), Castillo, Top (Jackson 45)
RSL: Rimando, Wingert, Watson-Siriboe, Borchers, Beltran, Alvarez (Beckerman 75), Grabavoy, Morales, Gil, Paulo Jr. (Braun 62), Espindola (Saborio 45)

David Ferreira's clinical blast in the 94th minute gave FC Dallas a 2-1 win over Real Salt Lake. FCD struck first in the 61st minute against the run of play when Castillo took a ball down the left wing. After getting to the attacking third, he made a simple pass in to Ferreira, who knocked it one-time back to his fellow Colombian just inside the penalty area. With Tony Beltran trailing, Castillo took a tough-angle shot that hit the back-right corner of the net. Salt Lake began throwing numbers forward, and it finally paid off in the 76th minute of the game. Morales hit the ball toward the back post, and like he has done many times in his career, Saborio jumped high to get his head on the ball and send it into the back corner.

SCORING SUMMARY
DAL – Castillo (Ferreira) 61
RSL – Saborio (Morales) 76
DAL – Ferreira (Shea, Goncalves) 90+4

MISCONDUCT SUMMARY
RSL – Tony Beltran (caution) 14
RSL – Kwame Watson-Siriboe (caution) 20
RSL – Fabian Espindola (caution) 25
DAL – Matt Hedges (caution) 54

GAME STATS	RSL	DAL
Total Shots	15	7
Shots on goal	5	5
Fouls	12	12
Corner Kicks	10	2
Offsides	4	3
Saves	4	0

Referee: Juan Guzman
Assistant Referee: Frank Anderson
Assistant Referee: Mike Kampmeier
4th Referee: Tyler Ploeger
Time of Game: 1:54
Attendance: 20,281
Weather: Clear, 91 degrees

AUGUST 26 VS. LA GALAXY | L 2-0
MLS GAME 28 | DAL 8-12-8
LOS ANGELES, CA | HOME DEPOT CENTER

DAL: Hartman, Benitez, Loyd, John, Hedges, Jacobson (Hernandez 80), de Guzman, Ferreira, Jackson (Pertuz 86), Shea, Castillo (Perez 41)
LA: Saunders, Franklin, Duvivant, Gonzalez, DeLaGarza, Beckham (Stephens 78), Sarvas, Jimenez (Villarreal 59), Magee (Noonan 88), Juninho, Keane

A defensive standoff was settled on a rare error at the back, with Jose Villarreal stripping fellow rookie Matt Hedges and feeding Juninho to start the LA Galaxy on a 2-0 win. Juninho provided a 66th-minute lead and Todd Duvivant added a second in the 84th as LA (12-11-4) climbed above .500 for the first time this season, pulling within three points of second-place Seattle and third-place Real Salt Lake in the Western Conference. Villarreal, who had come on in the 59th minute, took the ball away from Hedges about 15 yards outside the FCD box, raced past goalkeeper Kevin Hartman on the left side of the box, then rolled the ball into the goalmouth for Juninho to finish. Duvivant doubled the advantage after feeding Robbie Keane in the FCD box from the left flank. Duvivant raced forward as Keane played the ball wide to Michael Stephens, whose penetrating pass left Duvivant one-on-one with Hartman from the left. The game was mostly a tight defensive clash, with both teams' backlines in superb form – and Hedges enjoying a fine game until the giveaway.

SCORING SUMMARY
LA – Juninho (Villarreal) 66
LA – Duvivant (Stephens, Keane) 84

MISCONDUCT SUMMARY
LA – Todd Duvivant (caution) 11
LA – Sean Franklin (caution) 27
LA – Marcelo Sarvas (caution) 72
DAL – Blas Perez (caution) 90+1
LA – Omar Gonzalez (caution) 90+2

GAME STATS	LA	DAL
Total Shots	12	19
Shots on goal	6	6
Fouls	13	11
Corner Kicks	6	2
Offsides	1	3
Saves	2	5

Referee: Kevin Scott
Assistant Referee: Anthony Vasoli
Assistant Referee: Corey Parker
4th Referee: Juan Guzman
Time of Game: 1:53
Attendance: 21,933
Weather: Clear, 73 degrees

SEPTEMBER 2 VS. SEATTLE | D 1-1
MLS GAME 29 | DAL 8-12-9
FRISCO, TX | FC DALLAS STADIUM

DAL: Hartman, Benitez, Loyd, Hedges (Pertuz 58), John, Ferreira, Shea (Rodriguez 86), Jackson, Jacobson (Hernandez 63), de Guzman, Perez
SEA: Gspurning, Johansson, Ianni, Parke, Gonzalez, Evans (Burch 88), Rosales, Tiffert, Zakuani (Caskey 66), Alonso (Carrasco 78), Montero

Two players returning to the starting lineup after long injury layoffs provided goals for their teams as FC Dallas and Seattle Sounders FC played to a 1-1 draw. In the 20th minute, Zakuani received the ball on the left wing and proceeded to torch FCD right back Zach Loyd. His cross found Mauro Rosales at the back post and the Argentine tapped home his second goal of the season to give Seattle a 1-0 lead. Unsurprisingly in the 32nd minute, forward Blas Pérez, making his first start after 13 matches out due to injury, fired at goal, which turned into a pass to Jackson. Unmarked at the far post, Jackson easily slid the ball home for his third goal of the season. As the game, played in sweltering Dallas heat, wore into the second half, FCD began to push forward against a Seattle side that has never lost at FC Dallas Stadium. FCD had a golden chance to take the lead in the 68th minute when some fantastic combination play freed Jackson unmarked at the top of the box. The Brazilian took two touches before sending a low shot without much pace that Gspurning saved well to his right. FCD pushed hard for the equalizer through David Ferreira and Pérez, but they failed to create another chance as gilt-edged as Jackson's.

SCORING SUMMARY
SEA – Rosales (Zakuani) 20
DAL – Jackson (Perez) 32

MISCONDUCT SUMMARY
SEA – Fredy Montero (caution) 30
DAL – George John (caution) 42
DAL – Jackson (caution) 56
SEA – Leonardo Gonzalez (caution) 72
SEA – Servando Carrasco (caution) 86

GAME STATS	DAL	SEA
Total Shots	24	11
Shots on Goal	7	4
Fouls	17	20
Offsides	0	4
Corner Kicks	6	3
Saves	6	3

Referee: Sorin Stoica
Assistant Referee: Kermit Quisenberry
Assistant Referee: Johnathan Johnson
4th Official: Hilario Grajeda
Time of Game: 1:54
Attendance: 12,811
Weather: Clear, 99 degrees

2012 Game Summaries

SEPTEMBER 15 VS. VANCOUVER | W 1-0
MLS GAME 30 | DAL 9-12-9

FRISCO, TX | FC DALLAS STADIUM

DAL: Hartman, Hedges, John (Loyd 74), Benítez (Sealy 88), Pertuz, de Guzman, Shea, Ferreira, Jacobson (Castillo 58), Jackson, Perez
VAN: Knighton, Rochat, Bonjour, DeMerit, Harvey, Young-Pyo, Robson (Watson 86), Koffie, Thorrington, Miller (Mattocks 61), Sanvezzo (Teibert 80)

With six minutes of stoppage time just seconds away from expiring, Julian de Guzman chested down a corner kick from Fabián Castillo and lashed a volley past goalkeeper Brad Knighton to earn FC Dallas a vital 1-0 victory over Vancouver. The win pulls FCD within one point of the Whitecaps for the fifth and final playoff spot in the West. A Whitecaps team that led MLS with 405 fouls committed heading into the match, committed six in the first 15 minutes of the match and when Martin Bonjour pulled down Matt Hedges in the box on an FCD free kick in the 16th minute, referee Allen Chapman pointed to the spot. FCD captain David Ferreira stepped up to take the penalty kick, but Knighton, making his second straight start for the Whitecaps, brilliantly saved the Colombian's effort to keep the game scoreless. A stout FCD defense led by George John and Hedges kept Vancouver without a shot on goal through the first half. The last 10 minutes of the match turned into absolute pandemonium, FCD thought they had earned an equalizer as the clock struck 90 minutes with Blas Pérez turning in a cross from Castillo, but the assistant referee signaled an offside position keeping the game scoreless. With what was nearly the final kick of the match, it was de Guzman, chesting down a Whitecaps clearance and blasting a game-winner past Knighton to keep his team's season alive.

SCORING SUMMARY

DAL – de Guzman (unassisted) 90+6

MISCONDUCT SUMMARY

VAN – Martin Bonjour (caution) 30
VAN – Jordan Harvey (caution) 36
DAL – Julian de Guzman (caution) 45
VAN – Gershon Koffie (caution) 53
VAN – Brad Knighton (caution) 90+1

GAME STATS

	DAL	VAN
Total Shots	10	10
Shots on Goal	3	1
Fouls	16	19
Offsides	2	5
Corner Kicks	6	4
Saves	4	5

Referee: Allen Chapman
Referees Assistant: C.J. Morgante
Referees Assistant: Matthew Kreitzer
4th Official: Mark DeClouet
Time of Game: 1:56
Attendance: 17,685
Weather: Cloudy, 73 degrees

SEPTEMBER 29 VS. SAN JOSE | D 3-3
MLS GAME 31 | DAL 9-12-10

SAN JOSE, CA | BUCK SHAW STADIUM

DAL: Hartman, Loyd, Benítez, Pertuz, Hedges, Ferreira, Shea (Castillo 69), Jacobson (Hernandez 75), de Guzman (Marcelin 89), Jackson, Perez
SJ: Busch, Beitashour, Hernandez, Bernardez, Morrow, Chavez (Salinas 72), Ballouchy (Lenhart 51), Cronin, Baca (Stephenson 82), Gordon, Wondolowski

Blas Pérez scored in the 37th and 72nd minutes for FC Dallas, who lost an opportunity to tie Vancouver in the race for the fifth and final Western Conference playoff spot when Matt Hedges' 88th-minute goal didn't hold up. Alan Gordon put San Jose up in 24th minute, and Lenhart provided an 82nd-minute equalizer. In the 24th minute, Chris Wondolowski dummed the ball to Gordon, who easily finished past a helpless Kevin Hartman. Jackson continued to menace the Quakes, and his run through one attempted tackle, set up FCD's first goal by Blas Pérez. In the second half, Pérez knifed between Quakes center backs Víctor Bernárdez and Jason Hernandez to head home David Ferreira's deft cross from the edge of the area and stake FCD to a 2-1 lead. Lenhart got San Jose even with a stabbing, 18-yard left-footed shot off a well-weighted layoff by Gordon. Hedges appeared to be the hero, slotting home the rebound after Pérez's redirection crashed off the post. Bernárdez made a twisting save off the line, but the ball fell to Hedges at four yards, and he found the empty net. Steven Lenhart bagged a late brace, in the 95th-minute, Lenhart headed home a ball flicked on by Gordon, from a cross by Justin Morrow, to keep San Jose's unbeaten streak at Buck Shaw Stadium intact.

SCORING SUMMARY

SJ – Gordon (Chavez, Cronin) 24
DAL – Perez (Jackson) 37
DAL – Perez (Ferreira) 72
SJ – Lenhart (Gordon) 82
DAL – Hedges (unassisted) 88
SJ – Lenhart (Gordon, Morrow) 90+5

MISCONDUCT SUMMARY

SJ – Victor Bernardez (caution) 17
DAL – Andrew Jacobson (caution) 59
DAL – Jackson (caution) 61
DAL – David Ferreira (caution) 87
SJ – Sam Cronin (caution) 87

GAME STATS

	SJ	DAL
Total Shots	19	12
Shots on Goal	9	4
Fouls	15	8
Offsides	3	2
Corner Kicks	10	2
Saves	5	1

Referee: Geoff Gamble
Referees Assistant: Darren Clark
Referees Assistant: Jeremy Hanson
4th Official: Yader Reyes
Time of Game: 1:56
Attendance: 10,744
Weather: Clear, 68 degrees

OCTOBER 7 VS. CHIVAS | D 1-1
MLS GAME 32 | DAL 9-12-11

LOS ANGELES, CA | HOME DEPOT CENTER

DAL: Hartman, Benítez (John 60), Loyd, Hedges, Pertuz, Villar (Rodriguez 22), de Guzman, Ferreira, Jacobson, Castillo (Sealy 79), Perez
CHV: Kennedy, Riley, Jazic, Villafaña, Bolaños (Courtois 80), Vargenas, LaBrocca (Moreno 84), Joseph, Agudelo, Correa (Angel 45)

FC Dallas squandered an opportunity to stay in close contention for an MLS Cup playoff spot by failing to protect a lead and settled for a 1-1 draw with Chivas USA. Jorge Villafaña scored a 69th-minute equalizer and Kevin Hartman was forced into three big saves in the final minutes as FCD was forced to settle for a point. Just eight minutes in, left back Jair Benítez sent a long ball to the top of Chivas' penalty area. Playmaker David Ferreira controlled it, had space and fired a shot on goal. Dan Kennedy dived and made the save, but left the rebound for Blas Pérez, who easily knocked it into an empty net for the game's first goal. Most of the rest of the first half was rather uneventful, but the hosts picked it up after the break. In the 69th minute, Nick LaBrocca played the ball out wide right to Miller Bolaños, who had been dangerous throughout the second half. The Ecuadorian midfielder then sent a ball across the goal area that Hartman appeared to get a piece of but not enough to stop its momentum. Unmarked, Villafaña knocked the ball into the back of the net.

SCORING SUMMARY

DAL – Perez (unassisted) 8
CHV – Villafaña (Bolaños, LaBrocca) 69

MISCONDUCT SUMMARY

CHV – Miller Bolaños (caution) 35
CHV – Bobby Burling (caution) 43
DAL – Julian de Guzman (caution) 86

GAME STATS

	CHV	DAL
Total Shots	19	13
Shots on Goal	9	5
Fouls	18	11
Offsides	0	1
Corner Kicks	8	4

Referee: Silviu Petrescu
Referees Assistant: Mike Rottersman
Referees Assistant: Marlene Duffy
4th Official: Daniel Radford
Time of Game: 1:53
Attendance: 13,009

2012 Game Summaries

Saves 4
OCTOBER 21 VS. SEATTLE | L 3-1
MLS GAME 33 | DAL 9-13-11

Weather: Clear, 75 degrees
SEATTLE, WA | CENTURYLINK FIELD

DAL: Hartman, Loyd, Pertuz, Benitez, Hedges, Ferreira, Hernandez (Rodriguez 81), Jacobson, Villar (Sealy 74), Castillo, Perez
SEA: Gspurning, Johansson, Parke, Burch, Hurtado, Evans, Rosales (Rose 83), Tiffert (Estrada 89), Alonso, Montero, Johnson

Needing a result in the worst way, FC Dallas saw their playoff hopes disappear under a second-half onslaught from the Seattle Sounders. The Sounders took an early lead and then put FCD's playoff hopes to rest with a pair of second-half goals in a 3-1 victory. Brad Evans scored a first-half penalty, following it up with the eventual game-winner in the 60th minutes. Fredy Montero used some fancy ball-handling skills to set up the penalty in the 32nd minute. Taking a long pass from Marc Burch, Montero pinned his defender on his back and juggled the ball a couple times to set up a shot on his left foot. Before he could shoot, Herman Pertuz dragged him and referee Baldomero Toledo immediately pointed to the spot, with Evans coolly finishing the penalty. FCD got a window of opportunity in the 41st minute when they were given a free kick 35 yards out. Ricardo Villar put in a dangerous ball to the far post that deflected back across the goal box. Perez was waiting for it, and he pounded it into the back of the net for his ninth goal of the season. The Sounders put the game away in the 79th minute when Mauro Rosales, only needed to tap in a ball that Fredy Montero had sent across the goalmouth.

SCORING SUMMARY
SEA – Evans (unassisted) 32
DAL – Perez (unassisted) 40
SEA – Evans (Tiffert, Montero) 60
SEA – Rosales (Montero, Johnson) 79

MISCONDUCT SUMMARY
SEA – Christian Tiffert (caution) 45
SEA – Mauro Rosales (caution) 72

GAME STATS

	SEA	DAL
Total Shots	15	11
Shots on Goal	7	3
Fouls	17	12
Offsides	1	5
Corner Kicks	6	5
Saves	1	2

Referee: Baldomero Toledo
Referees Assistant: Ian Anderson
Referees Assistant: Fabio Tovar
4th Official: Alejandro Mariscal
Time of Game: 1:53
Attendance: 38,755
Weather: Raining, 46 degrees

OCTOBER 28 VS. CHIVAS | D 2-2
MLS GAME 34 | DAL 9-13-12

FRISCO, TX | FC DALLAS STADIUM

DAL: Hartman, Pertuz (Hernandez 45), Loyd (Benitez 45), Hedges, Jacobson, Ferreira, de Guzman, Jackson, Rodriguez, Perez, Castillo
CHV: Melia, Burling, Smith, Minda, Joseph, Zemanski, Villafañá, Vagenas (Courtis 80), Bolaños, Agudelo, Moreno

FC Dallas looked to be cruising to their seventh home win of the season after second-half goals from Jackson and Fabián Castillo, however Chivas scored in the 90th and 94th minute to earn the Goats an improbable point in both teams' season finale. Winger Ryan Smith was a constant threat through the first stanza and found some space on the left side to send a cross in to the feet of Juan Agudelo. Smith took a good first touch but sent his shot wide from less than ten feet out as the clock struck 45 minutes. Blas Pérez was given a golden opportunity in the 48th minute when Castillo's ball found him unmarked in front of the goal, but his shot couldn't find the goal. The breakthrough finally came in the 73rd minute when David Ferreira sent a ball over the top to a streaking Jackson. The Brazilian took a slight touch before using his knee to chip the ball over an on-rushing Tim Melia. Castillo finally got his goal in the 80th minute beating Melia to the far post. Chivas showed late signs of life, however, as Courtis beat Hartman from the top of the box as the game moved into the 90th minute. Then in the third minute of stoppage time, Courtis crossed into the box for Agudelo to flick in for the equalizer.

SCORING SUMMARY
DAL – Jackson (Ferreira) 73
DAL – Castillo (Ferreira) 80
CHV – Courtis (Zemanski) 90
CHV – Agudelo (Courtis, Smith) 90+4

MISCONDUCT SUMMARY
DAL – Jackson (caution) 36
CHV – Oswaldo Minda (caution) 57

GAME STATS

	DAL	CHV
Total Shots	14	21
Shots on Goal	7	5
Fouls	15	15
Offsides	4	1
Corner Kicks	1	8
Saves	4	8

Referee: Matthew Foerster
Referees Assistant: Kermit Quisenberry
Referees Assistant: Jonathan Johnson
4th Official: Jasen Anno
Time of Game: 1:52
Attendance: 15,805
Weather: Clear, 61 degrees



1996-2011 Season Reviews

2011 Season (15-12-7, 52 pts)



HEAD COACH

Schellas Hyndman: 15-12-7

PLAYOFFS

Lost to New York in Wild Card match.

MLS HONORS

Brek Shea: MLS All-Star, MLS Best XI.

Kevin Hartman: MLS Player of the Month (July). **David Ferreira:** MLS Player of the Week (4).

TEAM HONORS

Brek Shea: MVP

Brek Shea: Golden Boot (11)

Kevin Hartman: Defender of the Year

Daniel Hernandez: Humanitarian of the Year

2011 FC DALLAS FINAL STATISTICS

UNF	POS	PLAYER	GP	GS	MIN	G	A	SHT	SOG	FC	FS	OFF	CK	C	E
20	D	Brek Shea	31	30	2647	11	4	75	23	25	43	12	2	6	1
9	F	Maicon Santos (TOT)	30	24	1974	8	2	92	25	31	28	16	0	0	0
9	F	Maicon Santos (DAL)	11	9	726	2	1	40	11	11	12	8	0	0	0
18	M	Marvin Chavez	31	30	2521	6	4	66	28	38	53	21	34	4	0
6	D	Jackson	28	22	1952	4	2	53	16	39	22	9	2	8	1
10	M	David Ferreira	6	6	505	3	1	11	5	5	19	1	26	0	0
14	D	George John	31	31	2781	3	1	18	7	24	29	0	0	4	1
2	M	Daniel Hernandez	30	30	2668	2	4	29	4	47	38	0	18	6	0
15	F	Fabian Castillo	21	16	1355	2	3	28	8	11	9	23	5	0	0
3	D	Ugo Ihemelu	31	30	2726	2	2	10	3	28	24	0	0	6	0
4	M	Andrew Jacobson	27	22	1850	1	5	32	11	33	17	0	1	4	0
12	D	Zach Loyd	30	28	2416	1	4	8	1	37	44	2	0	4	0
12	M	*Eric Avila	13	5	515	1	2	7	2	5	13	0	10	0	0
7	M	Daniel Cruz	10	6	543	1	1	7	3	12	12	0	8	2	1
34	F	Ruben Luna	15	2	407	1	1	12	5	11	13	6	0	1	0
7	F	Milton Rodriguez	13	5	511	1	1	19	6	8	2	6	1	1	0
16	D	Bobby Warshaw	17	4	461	1	0	2	1	9	4	0	0	2	0
5	D	Jair Benitez	27	25	2231	0	3	15	2	23	33	1	1	2	0
17	D	Jeremy Hall (TOT)	21	19	1715	0	3	9	2	22	15	2	0	6	1
17	D	Jeremy Hall (DAL)	4	2	291	0	0	0	0	3	0	1	0	0	0
8	M	Bruno Guarda	11	5	500	0	2	6	1	9	7	0	0	2	0
11	M	Ricardo Villar	20	14	1317	0	2	23	6	24	26	2	55	2	0
1	G	Kevin Hartman	33	33	2970	0	1	0	0	0	3	0	0	0	0
25	D	Jack Stewart	2	1	109	0	1	0	0	0	0	0	0	0	0
24	M	*Eric Alexander	22	16	1218	0	0	17	2	11	4	1	0	0	0
13	F	Maykel Galindo	6	1	147	0	0	2	0	0	0	2	0	0	0
30	G	Chris Seitz	1	1	90	0	0	0	0	0	0	0	0	0	0
28	M	Victor Ulloa	1	0	9	0	0	0	0	0	0	0	0	0	0
23	F	Andrew Wiedeman	3	0	59	0	0	2	1	0	1	1	0	0	0
27	D	Edson Edward	0	0	0	0	0	0	0	0	0	0	0	0	0
29	D	Moises Hernandez	0	0	0	0	0	0	0	0	0	0	0	0	0
22	G	Josh Lambo	0	0	0	0	0	0	0	0	0	0	0	0	0
21	M	Bryan Leyva	0	0	0	0	0	0	0	0	0	0	0	0	0
40	G	Richard Sanchez	0	0	0	0	0	0	0	0	0	0	0	0	0
32	F	Jonathan Top	0	0	0	0	0	0	0	0	0	0	0	0	0
Team totals			34	34	3060	42	45	482	146	413	456	96	163	54	4
Opponent totals			34	34	3060	39	36	355	133	456	413	92	143	74	7

GAME-WINNING GOALS: Brek Shea 5, Marvin Chavez 3, Bobby Warshaw 1, Zach Loyd 1, Ugo Ihemelu 1, Daniel Hernandez 1, Jackson 1, Daniel Cruz 1, Eric Avila 1

GAME-WINNING ASSISTS: Brek Shea 2, Zach Loyd 2, Andrew Jacobson 2, Daniel Hernandez 2, Fabian Castillo 2, Ricardo Villar 1, Milton Rodriguez 1, Ruben Luna 1, Kevin Hartman 1, Marvin Chavez 1, Jair Benitez 1

PENALTY KICK GOALS/ATTEMPTS: Daniel Hernandez 1-1, David Ferreira 0-1

FC DALLAS INDIVIDUAL GOALKEEPING

UNF	POS	GOALKEEPER	GP	GS	MIN	SHTS	SV	GA	GAA	PG	PA	W	L	T	SO
1	G	Kevin Hartman	33	33	2970	124	85	35	1.06	3	3	15	11	7	13
30	G	Chris Seitz	1	1	90	9	5	4	4.00	1	1	0	1	0	0
Team totals			34	34	3060	133	90	39	1.15	4	4	15	12	7	13
Opponent totals			34	34	3060	146	102	42	1.24	1	2	12	15	7	11

* = Played with other teams in 2011. Only FC Dallas statistics listed here.

2011 Game-by-Game

Finished Fourth in Western Conference

DATE	OPPONENT	RESULT	ATT.	W-L-T	POS.	NOTES:
March 19	Chicago	T 1-1	20,145	0-0-1	5	DAL: Rodriguez (18); CHI: Chaves (17)
March 26	San Jose	L 0-2	11,022	0-1-1	T6	SJ: Wondolowski (4,23)
MARCH RECORD:		0-1-1				
April 1	at Columbus	L 0-2	14,549	0-2-1	T6	CLB: Mendoza (54) Gaven (90)
April 8	Colorado	W 3-0	12,261	1-2-1	T5	DAL: Ihemelu (26) Ferreira (40,46)
April 17	at Portland	L 2-3	18,627	1-3-1	8	DAL: Ferreira (83) Shea (86); POR: Jewsbury (13) Cooper (35) Wallace (55)
April 23	at Van.	W 2-1	21,000	2-3-1	T5	DAL: John (53) Avila (83); VAN: Rochat (25)
APRIL RECORD:		2-2-0				
May 1	Los Angeles	W 2-1	21,867	3-3-1	T4	DAL: Castillo (47) Shea (88); LA: Donovan (51)
May 7	at D.C.	T 0-0	11,504	3-3-2	6	--
May 11	Toronto	W 1-0	8,145	4-3-2	T3	DAL: D. Hernandez (45)
May 14	Philadelphia	W 2-0	12,109	5-3-2	2	17 DAL: Shea (29) Castillo (43)
May 22	Real Salt Lake	T 0-0	10,550	5-3-3	2	--
May 25	at Seattle	W 1-0	36,026	6-3-3	2	DAL: Shea (18)
May 28	at Houston	T 2-2	16,709	6-3-4	2	DAL: Jacobson (27) Ihemelu (70); HOU: Weaver (42) Clark (87)
MAY RECORD:		4-0-3				
June 4	New England	W 1-0	10,363	7-3-4	2	DAL: Chavez (69)
June 12	Sporting KC	L 1-4	10,450	7-4-4	2	DAL: Shea (32); KC: Zusi (28,55) Collin (49) Sassano (78)
June 18	at Chivas USA	W 2-1	11,253	8-4-4	2	DAL: Shea (22) Jackson (85); CHV: Lahoud (71)
June 25	Portland	W 4-0	10,470	9-4-4	2	DAL: Loyd (34) John (39) Shea (58) Jackson (85)
JUNE RECORD:		3-1-0				
July 2	Columbus	W 2-0	20,704	10-4-4	2	DAL: Shea (58) Jackson (76)
July 09	at Real Salt Lake	L 0-2	17,734	10-5-4	2	RSL: Williams (47) Espindola (90)
July 16	D.C. United	T 0-0	10,802	10-5-5	3	--
July 20	at Toronto FC	W 1-0	21,087	11-5-5	T2	DAL: Shea (48)
July 23	at New York	T 2-2	17,276	11-5-6	2	DAL: Chavez (51,78); NY: Agudelo (39) Henry (85)
July 31	Chivas USA	W 1-0	10,023	12-5-6	2	DAL: Chavez (26)
JULY RECORD:		3-1-2				
Aug. 6	at Los Angeles	L 1-3	21,546	12-6-6	2	DAL: Chavez (9); LA: Gonzalez (32) Juninho (62) Magee (81)
Aug. 13	at Philadelphia	T 2-2	18,811	12-6-7	2	DAL: dos Santos (16) Shea (45); PHI: Le Toux (34,86)
Aug. 20	Seattle	L 0-1	11,635	12-7-7	3	SEA: Rosales (16)
Aug. 27	at Sporting KC	W 3-2	20,018	13-7-7	3	DAL: D. Hernandez (70) dos Santos (89) Warshaw (90); KC: Kamara (22) Bravo (68)
AUGUST RECORD:		1-2-1				
Sept. 10	at New England	L 0-2	15,498	13-8-7	3	NE: Joseph (14) Lekic (85)
Sept. 17	New York	L 0-1	17,019	13-9-7	4	NY: Rodgers (36)
Sept. 24	Houston	L 0-1	10,849	13-10-7	4	HOU: Cameron (87)
SEPTEMBER RECORD:		0-3-0				
Oct. 1	at Colorado	L 0-1	13,920	13-11-7	4	COL: Moor (26)
Oct. 12	at Chicago	W 2-1	10,362	14-11-7	4	DAL: Jackson (41) Cruz (53); CHI: Grazzini (86)
Oct. 15	Vancouver	W 2-0	10,222	15-11-7	T3	DAL: Chavez (35) Shea (54)
Oct. 22	at San Jose	L 2-4	10,744	15-12-7	4	DAL: John (45) Luna (90); SJ: Dawkins (26,38) Baca (27) Wondolowski (34)
PLAYOFFS						
Oct. 26	New York	L 2-0	10,017	0-1-0	-	NY: Lindpere (61) Henry (98+)
OCTOBER RECORD:		2-3-0				

FINAL REGULAR SEASON STANDINGS

EASTERN CONFERENCE

	OVERALL								HOME						ROAD					
	GP	W	L	T	PTS	GF	GA	GD	W	L	T	GF	GA	W	L	T	GF	GA		
Sporting KC	34	13	9	12	51	50	40	10	9	2	6	29	16	4	7	6	21	24		
Houston	34	12	9	13	49	45	41	4	10	3	4	32	20	2	6	9	13	21		
Philadelphia	34	11	8	15	48	44	36	8	7	1	9	24	18	4	7	6	20	18		
Columbus	34	13	13	8	47	43	44	-1	9	3	5	27	18	4	10	3	16	26		
New York	34	10	8	16	46	50	44	6	8	3	6	29	17	2	5	10	21	27		
Chicago	34	9	9	16	43	46	45	1	6	3	8	24	19	3	6	8	22	26		
D.C. United	34	9	13	12	39	49	52	-3	4	5	8	28	27	5	8	4	21	25		
Toronto FC	34	6	13	15	33	36	59	-23	5	4	8	18	21	1	9	7	18	38		
New England	34	5	16	13	28	38	58	-20	4	7	6	17	24	1	9	7	21	34		

WESTERN CONFERENCE

	OVERALL								HOME						ROAD					
	GP	W	L	T	PTS	GF	GA	GD	W	L	T	GF	GA	W	L	T	GF	GA		
Los Angeles	34	19	5	10	67	48	28	20	12	0	5	28	8	7	5	5	20	20		
Seattle	34	18	7	9	63	56	37	19	9	4	4	32	20	9	3	5	24	17		
Real Salt Lake	34	15	11	8	53	44	36	8	10	3	4	29	15	5	8	4	15	21		
FC Dallas	34	15	12	7	52	42	39	3	9	5	3	20	11	6	7	4	22	28		
Colorado	34	12	9	13	49	44	41	3	6	2	9	25	16	6	7	4	19	25		
Portland	34	11	14	9	42	40	48	-8	9	5	3	30	22	2	9	6	10	26		
San Jose	34	8	12	14	38	40	45	-5	5	4	8	24	19	3	8	6	16	26		
Chivas USA	34	8	14	12	36	41	43	-2	5	7	5	19	17	3	7	7	22	26		
Vancouver	34	6	18	10	28	35	55	-20	6	6	5	24	24	0	12	5	11	31		

2010 Season (12-4-14, 50 pts)



HEAD COACH

Schellas Hyndman: 12-4-14

PLAYOFFS

Lost to Colorado in MLS Cup final.

MLS HONORS

David Ferreira: 2010 MLS MVP, MLS Best XI, **Kevin Hartman:** MLS Player of the Month (August). **Brek Shea:** MLS Player of the Week (11). **Jeff Cunningham:** MLS Player of the Week (19).

TEAM HONORS

David Ferreira: MVP

Jeff Cunningham: Golden Boot (11)
Kevin Hartman: Defender of the Year
Daniel Hernandez: Humanitarian of the Year

2010 FC DALLAS FINAL STATISTICS

UNF	POS	PLAYER	GP	GS	MIN	G	A	SHT	SOG	FC	FS	OFF	CK	C	E
9	F	Jeff Cunningham	27	13	1464	11	1	58	25	8	13	27	0	0	0
10	F-M	David Ferreira	30	30	2699	8	13	54	26	34	84	11	99	4	0
20	M	Brek Shea	25	21	1797	5	4	39	19	18	13	10	2	2	1
7	F	Milton Rodriguez	13	13	835	5	1	23	10	7	6	14	0	1	0
16	M-F	Atiba Harris	29	28	2473	4	2	53	21	51	30	18	0	8	0
24	M	Eric Alexander	17	12	1054	2	3	15	6	6	4	1	0	1	0
18	M	Marvin Chavez	16	10	818	2	2	14	4	16	19	2	1	4	0
13	M	Dax McCarty	21	18	1604	1	2	18	6	17	25	1	25	4	0
12	M	Eric Avila	18	1	452	1	1	14	7	8	5	0	3	0	0
3	D	Ugo Ihemelu	19	18	1558	1	0	8	3	14	15	0	0	3	0
4	D	Heath Pearce	28	27	2414	0	6	31	2	21	9	0	27	5	0
5	D	Jair Benitez	28	28	2424	0	2	8	1	22	35	3	1	3	1
6	D	Jackson Goncalves	12	9	805	0	1	7	3	10	4	1	0	0	0
15	D	Kyle Davies	3	2	166	0	0	0	0	3	2	0	0	0	0
27	D	Edson Edward	1	0	5	0	0	0	0	0	0	0	0	0	0
8	M	Bruno Guarda	9	2	233	0	0	1	0	9	3	3	0	1	0
1	GK	Kevin Hartman	20	20	1755	0	0	0	0	0	1	0	0	0	0
2	M	Daniel Hernandez	24	24	2098	0	0	16	7	49	27	0	0	6	0
14	D	George John	25	25	2138	0	0	4	1	21	10	1	0	3	0
21	M	Bryan Leyva	1	0	13	0	0	0	0	0	0	0	0	0	0
19	D	Zach Loyd	24	19	1769	0	0	1	0	19	11	0	0	2	0
34	F	Ruben Luna	4	0	48	0	0	2	0	4	1	0	0	0	0
44	GK	Dario Sala	11	10	945	0	0	0	0	1	1	0	0	1	1
26	D-M*	Anthony Wallace	2	0	16	0	0	0	0	1	0	0	0	0	0
31	F	Jason Yeisley	5	0	39	0	0	1	0	0	1	1	0	0	0
22	GK	Josh Lambo	0	0	0	0	0	0	0	0	0	0	0	0	0
17	F	Peri Marosevic	0	0	0	0	0	0	0	0	0	0	0	0	0
23	F	Andrew Wiedeman	0	0	0	0	0	0	0	0	0	0	0	0	0
Own-goals received					2										
Team totals			30	30	2700	42	38	367	141	339	352	93	158	48	3
Opponent totals			30	30	2700	28	29	291	121	352	339	92	125	52	6

GAME-WINNING GOALS: Brek Shea 3, Jeff Cunningham 3, Milton Rodriguez 2, David Ferreira 2, Ugo Ihemelu 1, Eric Alexander 1

GAME-WINNING ASSISTS: David Ferreira 5, Brek Shea 2, Heath Pearce 2, Jair Benitez 2, (several players with one)

PENALTY KICK GOALS/ATTEMPTS: David Ferreira 4-5, Jeff Cunningham 4-4

FC DALLAS INDIVIDUAL GOALKEEPING

UNF	POS	GOALKEEPER	GP	GS	MIN	SHTS	SV	GA	GAA	PG	PA	W	L	T	SO
1	GK	Kevin Hartman	20	20	1755	71	56	12	0.62	1	2	10	1	8	9
44	GK	Dario Sala	11	10	945	50	34	16	1.52	1	2	2	3	6	1
Team totals			30	30	2700	121	90	28	0.93	2	4	12	4	14	10
Opponent totals			30	30	2700	141	98	42	1.40	8	9	4	12	14	4

* = Played with other teams in 2010. Only FC Dallas statistics listed here.

2010 Game-by-Game

Finished Third in Western Conference

DATE	OPPONENT	RESULT	ATTENDANCE	W-L-T	PTS.	GOALS
03/27/2010	HOU	D 1-1	8,016	0-0-1	1	HOU: Chabala 36 DAL: Harris 38
MARCH RECORD:		0-0-1				
04/10/2010	CLB	D 2-2	10,556	0-0-2	2	DAL: Cunningham 29, Avila 93+ CLB: Moffat 52, Barros Schelotto 82
04/17/2010	@NY	L 2-1	13,677	0-1-2	2	DAL: McCarty 10 NY: Angel 56, Angel 90
04/22/2010	SEA	D 2-2	8,512	0-1-3	3	DAL: Cunningham 27, 94+ SEA: Zakuan 38, Montero 55
APRIL RECORD:		0-1-2				
05/01/2010	@NE	D 1-1	10,057	0-1-4	4	NE: Schilawski 41 DAL: Harris 66
05/05/2010	@HOU	W 1-0	13,231	1-1-4	7	DAL: Ihemelu 79
05/08/2010	DC	W 1-0	10,323	2-1-4	10	DAL: Cunningham 68
05/15/2010	@PHI	D 1-1	25,038	2-1-5	11	DAL: Shea 13 PHI: Mwanga 93+
05/20/2010	LA	L 1-0	10,947	2-2-5	11	LA: Magee 17
05/27/2010	@CHI	D 1-1	12,522	2-2-6	12	DAL: Ferreira 6 CHI: McBride 40
MAY RECORD:		2-1-3				
06/05/2010	SJ	W 2-0	14,331	3-2-6	15	DAL: Shea 58, Shea 60
06/26/2010	@CHV	W 2-1	14,173	4-2-6	18	DAL: own goal 45, Ferreira 61 Romero 59
JUNE RECORD:		2-0-0				
07/03/2010	KC	W 1-0	15,993	5-2-6	21	DAL: Ferreira 58
07/11/2010	@SEA	D 1-1	36,091	5-2-7	22	SEA: Montero 14 DAL: Ferreira 87
07/17/2010	RSL	W 2-0	11,170	6-2-7	25	DAL: Shea 69, Harris 76
07/24/2010	@TOR	D 1-1	19,743	6-2-8	26	TOR: dos Santos 61 DAL: Rodriguez 77
07/31/2010	@COL	D 1-1	10,596	6-2-9	27	DAL: own goal 22 COL: Ballouchy 26
JULY RECORD:		2-0-3				
08/08/2010	PHI	W 3-1	8,732	7-2-9	30	PHI: Moreno DAL: Ferreira 24, Cunningham 75, 81
08/14/2010	@DC	W 3-1	12,474	8-2-9	33	DAL: Ferreira 36, Alexander 49, Cunningham 92+ DC: own goal 80
08/21/2010	CHV	W 1-0	10,309	9-2-9	36	DAL: Shea 71
08/28/2010	@CLB	D 0-0	16,708	9-2-10	37	-
AUGUST RECORD:		3-0-1				
09/04/2010	TOR	W 1-0	10,033	10-2-10	40	DAL: Cunningham 47
09/11/2010	@SJ	D 0-0	10,342	10-2-11	41	-
09/16/2010	NY	D 2-2	15,105	10-2-12	42	DAL: Rodriguez 24, Alexander 68 NY: Ballouchy 48+, own goal 82
09/22/2010	NE	D 2-2	7,468	10-2-13	43	NE: Joseph 5, Stolica 66 DAL: Ferreira 80, Cunningham 93+
09/25/2010	@KC	W 3-1	10,385	11-2-13	46	DAL: Chavez 4, Rodriguez 12, Cunningham 82 KC: Smith 57
SEPTEMBER RECORD:		2-0-3				
10/02/2010	CHI	W 3-0	10,615	12-2-13	49	DAL: Rodriguez 19, Chavez 46, Cunningham 67
10/09/2010	COL	D 2-2	10,119	12-2-14	50	COL: Larentowicz 13, Larentowicz 51 DAL: Rodriguez 27, Ferreira 37
10/16/2010	@RSL	L 2-0	20,236	12-3-14	50	RSL: Grabavoy 59, Morales 89
10/24/2010	@LA	L 2-1	24,993	12-4-14	50	DAL: Harris 22 LA: Beckham 33, Juninho 46
PLAYOFFS						
10/30/2010	RSL	W 2-1	11,003	1-0-0	-	RSL: Espindola 5 DAL: Cunningham 44, Avila 88
OCTOBER RECORD:		2-2-1				
11/6/2010	@RSL	D 1-1	19,324	1-0-1	-	DAL: McCarty 17 RSL: Findley 79
11/14/2010	@LA	W 3-0	27,000	2-0-1	-	DAL: Ferreira 26, John 54, Chavez 73
11/21/2010	vs.COL	L 2-1	21,700	2-1-1	-	DAL: Ferreira 35 COL: Casey 57, own goal 107
NOVEMBER RECORD:		1-1-1				

FINAL REGULAR SEASON STANDINGS

OVERALL										HOME					ROAD				
EASTERN	GP	W	L	T	PTS	GF	GA	GD		W	L	T	GF	GA	W	L	T	GF	GA
New York	30	15	9	6	51	38	29	9		10	3	2	18	9	5	6	4	20	20
Columbus	30	14	8	8	50	40	34	6		10	3	2	22	12	4	5	6	18	22
Kansas City	30	11	13	6	39	36	35	1		7	5	3	25	19	4	8	3	11	16
Chicago	30	9	12	9	36	37	38	-1		4	4	7	14	13	5	8	2	23	25
Toronto FC	30	9	13	8	35	33	41	-8		6	3	6	19	15	3	10	2	14	26
New England	30	9	16	5	32	32	50	-18		7	5	3	21	18	2	11	2	11	32
Philadelphia	30	8	15	7	31	35	49	-14		6	3	6	22	16	2	12	1	13	33
D.C. United	30	6	20	4	22	21	47	-26		3	11	1	12	25	3	9	3	9	22

OVERALL										HOME					ROAD				
WESTERN	GP	W	L	T	PTS	GF	GA	GD		W	L	T	GF	GA	W	L	T	GF	GA
Los Angeles	30	18	7	5	59	44	26	18		9	4	2	27	19	9	3	3	17	7
Real Salt Lake	30	15	4	11	56	45	20	25		11	0	4	31	7	4	4	7	14	13
FC Dallas	30	12	4	14	50	42	28	14		8	1	6	25	13	4	3	8	17	15
Seattle	30	14	10	6	48	39	35	4		8	4	3	21	16	6	6	3	18	19
Colorado	30	12	8	10	46	44	32	12		8	2	5	26	11	4	6	5	18	21
San Jose	30	13	10	7	46	34	33	1		7	5	3	17	14	6	5	4	17	19
Houston	30	9	15	6	33	40	49	-9		6	6	3	25	21	3	9	3	15	28
Chivas USA	30	8	18	4	28	31	45	-14		6	7	2	19	19	2	11	2	12	26

2009 Season (11-13-6, 39 pts)



HEAD COACH

Schellas Hyndman: 11-13-6

PLAYOFFS

None.

MLS HONORS

Jeff Cunningham: MLS Golden Boot, MLS Best XI, MLS Scoring Champion with 17 goals and eight assists, MLS Player of the Month for Sept., Four time MLS Player of the Week.

TEAM HONORS

Jeff Cunningham: MVP, Golden Boot
Dario Sala: Defender of the Year
Pablo Ricchetti: Humanitarian of the Year

2009 FC DALLAS FINAL STATISTICS

UNF	POS	PLAYER	GP	GS	MIN	G	A	SHT	SOG	FC	FS	OFF	CK	C	E
9	F	Jeff Cunningham	28	23	1918	17	8	71	38	11	18	33	0	2	0
10	M-F	David Ferreira	30	30	2692	8	7	51	22	23	58	12	1	3	0
33	F	Kenny Cooper	15	15	1331	7	1	52	29	15	23	10	0	2	0
16	M-F	Atiba Harris (TOT)	26	25	2139	4	7	38	19	55	27	12	0	8	1
16	M-F	Atiba Harris (DAL)	12	12	1064	2	5	20	10	16	11	5	0	4	0
7	M	Dave van den Bergh	30	30	2446	3	11	35	14	13	20	1	107	2	0
13	M	Dax McCarty	28	27	2340	3	6	32	13	29	49	0	36	3	0
3	D	*Drew Moor	21	21	1890	3	0	18	6	19	15	0	0	2	1
11	M	Andre Rocha	22	14	1270	2	1	28	8	27	22	1	0	5	1
12	M	Eric Avila	18	0	332	1	2	5	3	2	3	0	0	0	0
3	D	Ugo Ihemelu (TOT)	28	27	2443	1	2	13	5	39	27	1	0	9	1
3	D	Ugo Ihemelu (DAL)	8	8	720	1	0	5	3	10	5	1	0	3	0
14	D	George John	16	15	1162	1	0	4	2	12	7	0	0	2	0
6	D-M	Pablo Ricchetti	22	22	1965	1	0	5	1	23	15	0	0	7	0
20	M-D	Brek Shea	19	7	727	0	4	12	6	8	8	9	0	0	0
5	D	Jair Benitez	13	13	1155	0	1	2	0	10	22	0	0	2	0
2	M-D	Daniel Hernandez	7	5	526	0	1	3	0	13	6	0	0	1	0
24	D	Heath Pearce	6	5	478	0	1	6	1	6	2	0	0	1	0
5	D-M	Marcelo Saragosa	9	8	616	0	1	2	1	13	13	0	0	3	1
30	GK	Ray Burse	17	16	1503	0	0	0	0	0	5	0	0	1	0
17	M	Marvin Chavez	7	3	233	0	0	2	0	6	4	1	0	1	0
15	D	Kyle Davies (TOT)	11	10	795	0	0	2	2	6	5	0	0	0	0
15	D	Kyle Davies (DAL)	11	10	795	0	0	2	2	6	5	0	0	0	0
2	D-M	Michael Dello-Russo	2	2	162	0	0	0	0	1	1	0	0	0	0
8	M	Bruno Guarda	4	2	217	0	0	2	1	7	5	0	0	2	0
18	F	Peri Marosevic	4	0	47	0	0	1	0	1	1	0	0	0	0
17	D	*Aaron Pitchkolan	1	0	45	0	0	0	0	2	0	0	0	1	0
25	D	Steve Purdy	5	4	338	0	0	2	0	2	1	0	0	1	0
44	GK	Dario Sala	14	14	1195	0	0	2	1	2	3	0	0	2	1
21	F-M	Alvaro Sanchez	3	2	197	0	0	4	2	0	1	0	2	0	0
4	D	Daniel Torres	15	8	886	0	0	1	0	10	7	0	0	1	1
19	D	Blake Wagner	15	8	789	0	0	5	0	10	14	0	0	1	0
26	D-M	Anthony Wallace	7	6	498	0	0	4	1	2	1	1	0	0	0
22	GK	Josh Lambo	0	0	0	0	0	0	0	0	0	0	0	0	0
Own-goals received						1									
Team totals			30	30	2700	50	49	376	164	299	362	74	146	52	5
Opponent totals			30	30	2700	47	42	367	155	362	299	106	156	61	7

GAME-WINNING GOALS: Jeff Cunningham 7, Kenny Cooper 2, Ugo Ihemelu 1, Atiba Harris 1

GAME-WINNING ASSISTS: Dave van den Bergh 3, Dax McCarty 3, Atiba Harris 3, David Ferreira 3, Jair Benitez 1

PENALTY KICK GOALS/ATTEMPTS: Jeff Cunningham 1-3, Kenny Cooper 2-2

FC DALLAS INDIVIDUAL GOALKEEPING

UNF	POS	GOALKEEPER	GP	GS	MIN	SHTS	SV	GA	GAA	PG	PA	W	L	T	SO
44	GK	Dario Sala	14	14	1195	63	43	20	1.51	2	2	7	5	1	4
30	GK	Ray Burse	17	16	1503	92	62	27	1.62	2	2	4	8	5	1
Team totals			30	30	2700	155	105	47	1.57	4	4	11	13	6	5
Opponent totals			30	30	2700	164	111	50	1.67	3	5	13	11	6	5

2009 Game-by-game

Finished Fifth in the Western Conference

DATE	OPPONENT	RESULT	ATT.	W-L-T	POS.	PTS	NOTES:
03/21/2009	Chicago	L 1-3	15,905	0-1-0	T4	0	DAL: Cooper (9); CHI: Mapp (38) McBride (51) Blanco (90)
03/29/2009	Chivas USA	L 0-2	6,524	0-2-0	T7	0	CHV: Lillingston (56) Stepanovic (75)
MARCH RECORD:		0-2-0					
04/04/2009	at New England	L 1-2	11,314	0-3-0	8	0	DAL: Cooper (38); NE: Nyassi (56) Ralston (80)
04/11/2009	at Toronto FC	T 1-1	20,272	0-3-1	8	1	DAL: Ricchetti (87); TOR: De Rosario (17)
04/19/2009	Toronto FC	W 3-2	6,813	1-3-1	7	4	DAL: Moor (25) Cooper (43,84); TOR: Serieux (45) Barrett (59)
04/25/2009	at Chivas USA	L 0-2	14,611	1-4-1	T7	4	CHV: Harris (68) Eskandarian (90)
APRIL RECORD:		1-2-1					
05/02/2009	at D.C. United	L 1-2	14,225	1-5-1	8	4	DAL: Rocha (28); DC: Moreno (56,66)
05/09/2009	at Houston	L 0-1	16,932	1-6-1	8	4	HOU: Kamara (58)
05/16/2009	Seattle	T 1-1	8,247	1-6-2	T7	5	DAL: Rocha (45); SEA: Hurtado (18)
05/23/2009	Los Angeles	T 1-1	9,595	1-6-3	7	6	DAL: Moor (31); LA: Donovan (3)
05/31/2009	at Chicago	W 3-0	13,120	2-6-3	7	9	DAL: Cunningham (15) own goal (34) Cooper (80)
MAY RECORD:		1-2-1					
06/07/2009	San Jose	T 2-2	5,724	2-6-4	7	10	DAL: Ferreira (29) Cooper (87); SJ: own goal (60) Alvarez (82)
06/13/2009	Houston	L 1-3	8,580	2-7-4	7	10	DAL: Moor (66); HOU: Weaver (12,63) Mulrooney (36)
06/20/2009	Columbus	W 2-1	8,041	3-7-4	7	13	DAL: Avila (80) Cooper (87); CLB: Brunner (17)
06/24/2009	at Colorado	T 1-1	10,583	3-7-5	7	14	DAL: Ferreira (37); COL: Cummings (84)
JUNE RECORD:		1-1-2					
07/04/2009	New York	W 2-1	14,327	4-7-5	7	17	DAL: Cunningham (15,17); NY: Angel (43)
07/11/2009	at Colorado	L 0-1	8,128	4-8-5	7	17	COL: Kimura (79)
07/24/2009	at Real Salt Lake	L 2-4	18,822	4-9-5	7	17	DAL: Cunningham (13) van den Bergh (21); RSL: Movsisyan (55,90) Findley (62) own goal (88)
JULY RECORD:		1-2-0					
08/01/2009	Kansas City	W 6-0	10,317	5-9-5	7	20	DAL: Cunningham (38,66,76,89) Ferreira (42,78)
08/06/2009	Houston	W 1-0	7,442	6-9-5	T6	23	DAL: Cunningham (20)
08/15/2009	at Columbus	L 0-2	19,115	6-10-5	7	23	CLB: Marshall (10) Gaven (87)
08/23/2009	at New York	L 2-3	9,648	6-11-5	7	23	DAL: McCarty (19) van den Bergh (72); NY: Angel (4,88) Richards (27)
AUGUST RECORD:		2-2-0					
09/05/2009	D.C. United	T 2-2	10,219	6-11-6	7	24	DAL: Cunningham (17) Ferreira (50); DC: Burch (44) Moreno (58)
09/12/2009	at Los Angeles	W 6-3	18,148	7-11-6	7	27	DAL: van den Bergh (7) Cunningham (25,86) McCarty (71) Harris (82) Ferreira (83); LA: own goal (26) DeLaGarza (42) Buddle (90)
09/19/2009	at Kansas City	L 2-3	10,385	7-12-6	7	27	DAL: McCarty (44) Cunningham (54); KC: Hirsig (9) Wolff (77) Conrad (80)
09/26/2009	Real Salt Lake	W 3-0	8,623	8-12-6	7	30	DAL: Cunningham (5,87) Ferreira (10)
09/30/2009	New England	W 1-0	51,012	9-12-6	7	33	DAL: Cunningham (71)
SEPTEMBER RECORD:		3-1-1					
10/07/2009	at San Jose	W 2-1	9,023	10-12-6	6	36	DAL: Ferreira (49) Cunningham (82); SJ: Amarikwa (73)
10/17/2009	Colorado	W 2-1	15,243	11-12-6	6	39	DAL: John (4) Ihemelu (66); COL: Noonan (71)
10/24/2009	at Seattle	L 1-2	33,108	11-13-6	7	39	DAL: Harris (14); SEA: Jaqua (61) Evans (84)
OCTOBER RECORD:		2-1-0					

PLAYOFFS:
None

FINAL REGULAR SEASON STANDINGS

EASTERN CONFERENCE

	OVERALL								HOME						ROAD					
	GP	W	L	T	PTS	GF	GA	GD	W	L	T	GF	GA	W	L	T	GF	GA		
Columbus	30	13	7	10	49	41	31	10	9	2	4	25	15	4	5	6	16	16		
Chicago	30	11	7	12	45	39	34	5	5	4	6	16	17	6	3	6	23	17		
New England	30	11	10	9	42	33	37	-4	7	4	4	22	16	4	6	5	11	21		
D.C. United	30	9	8	13	40	43	44	-1	7	3	5	19	14	2	5	8	24	30		
Toronto FC	30	10	11	9	39	37	46	-9	8	3	4	20	14	2	8	5	17	32		
Kansas City	30	8	13	9	33	33	42	-9	4	6	5	18	20	4	7	4	15	22		
New York	30	5	19	6	21	27	47	-20	5	6	4	24	20	0	13	2	3	27		

WESTERN CONFERENCE

	OVERALL								HOME					ROAD				
	GP	W	L	T	PTS	GF	GA	GD	W	L	T	GF	GA	W	L	T	GF	GA
Los Angeles	30	12	6	12	48	36	31	5	7	4	4	18	17	5	2	8	18	14
Houston	30	13	8	9	48	39	29	10	8	1	6	23	13	5	7	3	16	16
Seattle	30	12	7	11	47	38	29	9	7	2	6	21	10	5	5	5	17	19
Chivas USA	30	13	11	6	45	34	31	3	9	3	3	25	14	4	8	3	9	17
Real Salt Lake	30	11	12	7	40	43	35	8	9	1	5	34	11	2	11	2	9	24
Colorado	30	10	10	10	40	42	38	4	8	2	5	25	10	2	8	5	17	28
FC Dallas	30	11	13	6	39	50	47	3	8	3	4	28	19	3	10	2	22	28
San Jose	30	7	14	9	30	36	50	-14	6	5	4	22	21	1	9	5	14	29

2008 Season (8-10-12, 36 pts)



HEAD COACH

Schellas Hyndman: 4-5-8

Marco Ferruzzi: 2-2-1

Steve Morrow: 2-3-3

PLAYOFFS

None.

MLS HONORS

Kenny Cooper: MLS All-Star, Best XI,

Player of the Week (Week 18, 19)

MLS Comeback Player of the Year

Juan Tojo: MLS All-Star

TEAM HONORS

Kenny Cooper: MVP, Golden Boot

Pablo Ricchetti: Defender of the Year,

Humanitarian of the Year

2008 FC DALLAS FINAL STATISTICS

UNF	POS	PLAYER	GP	GS	MIN	G	A	SHT	SOG	FC	FS	OFF	CK	C	E
33	F	Kenny Cooper	30	30	2622	18	3	119	60	36	48	39	0	1	0
9	F	Jeff Cunningham(DAL)	11	11	951	5	2	24	12	7	8	20	0	1	0
25	F	Dominic Oduro	25	9	992	5	2	28	16	9	18	7	0	0	0
11	M	Andre Rocha	27	26	2151	3	8	47	21	52	22	1	60	6	1
12	F	*Arturo Alvarez	16	10	931	3	3	22	11	8	9	7	4	2	0
7	F	*Abe Thompson	13	4	427	3	1	12	8	7	2	5	0	0	0
8	M	Juan Tojo	16	15	1283	2	2	21	13	32	23	4	0	3	0
14	D	Drew Moor	27	27	2430	2	1	18	5	17	29	0	0	5	0
5	M	Marcelo Saragosa	25	23	1809	1	2	14	4	41	34	1	0	8	1
8	M	Bruno Guarda	12	9	822	1	1	10	6	17	21	4	3	2	0
17	D	Aaron Pitchkolan	21	15	1345	1	0	6	4	12	8	1	0	2	1
12	M	Victor Sikora	5	4	274	1	0	4	1	5	7	1	6	1	0
15	D	Adrian Serieux	24	24	1926	0	4	8	0	22	35	0	0	3	1
6	M	Pablo Ricchetti	27	25	2252	0	3	10	2	34	16	0	0	5	2
24	M	Eric Avila	14	3	508	0	2	4	1	8	10	0	2	1	0
13	M	Dax McCarty	17	8	821	0	2	2	2	3	7	2	27	1	0
4	D	Duilio Davino	23	22	1958	0	1	5	2	14	6	0	0	3	0
19	M	Bobby Rhine	7	6	472	0	1	7	2	7	10	0	7	2	1
10	F	Ricardinho	7	1	137	0	1	6	3	6	7	1	1	0	0
28	M	Chase Wileman	2	0	47	0	1	1	0	0	0	0	0	0	0
30	GK	Ray Burse	2	2	180	0	0	0	0	0	0	0	0	0	0
2	D	Michael Dello-Russo	8	1	288	0	0	5	2	5	2	1	7	0	0
44	GK	Dario Sala	28	28	2520	0	0	0	0	3	8	0	0	3	0
20	M-D	Brek Shea	2	0	17	0	0	0	0	1	0	0	0	1	0
23	D	Blake Wagner	24	23	2068	0	0	6	0	22	29	1	0	2	0
26	M	Anthony Wallace	5	4	259	0	0	0	0	2	2	0	0	0	0
31	M	Jamie Watson	1	0	11	0	0	0	0	1	0	0	0	0	0
27	D	Andrew Daniels	0	0	0	0	0	0	0	0	0	0	0	0	0
22	GK	Josh Lambo	0	0	0	0	0	0	0	0	0	0	0	0	0
32	F	Jeff Rowland	0	0	0	0	0	0	0	0	0	0	0	0	0
29	F	Spencer Wadsworth	0	0	0	0	0	0	0	0	0	0	0	0	0
16	D	David Wagenfuhr	0	0	0	0	0	0	0	0	0	0	0	0	0
Team totals			30	30	2700	45	40	379	175	371	380	95	117	52	7
Opponent totals			30	30	2700	41	44	373	147	380	371	65	174	47	6

GAME-WINNING GOALS: Kenny Cooper 4, Andre Rocha 1, Aaron Pitchkolan 1, Dominic Oduro 1, Arturo Alvarez 1

GAME-WINNING ASSISTS: Andre Rocha 4, Dax McCarty 1, Ricardinho 1

PENALTY KICK GOALS/ATTEMPTS: Kenny Cooper 4-4

FC DALLAS INDIVIDUAL GOALKEEPING

UNF	POS	GOALKEEPER	GP	GS	MIN	SHTS	SV	GA	GAA	PG	PA	W	L	T	SC
44	GK	Dario Sala	28	28	2520	131	92	37	1.32	1	1	8	8	12	7
30	GK	Ray Burse	2	2	180	16	12	4	2.00	1	1	0	2	0	0
Team totals			30	30	2700	147	104	41	1.37	2	2	8	10	12	7
Opponent totals			30	30	2700	175	126	45	1.50	4	4	10	8	12	4

* = Played with other teams in 2008. Only FC Dallas statistics listed here.

2008 Game-by-game

Finished Fifth in the Western Conference

DATE	OPPONENT	RESULT	ATT.	W-L-T	POS.	PTS	NOTES:
03/30/2008	Chivas USA	T 1-1	17,540	0-0-1	T2	1	DAL: Toja (21); CHV: Galindo (84)
MARCH RECORD: 0-0-1							
04/06/2008	at Houston	T 3-3	20,102	0-0-2	4	2	DAL: Cooper (35,45) Alvarez (57); HOU: Caraccio (21) own goal (57) Cameron (90)
04/12/2008	New York	W 2-0	11,564	1-0-2	2	5	DAL: Alvarez (1) Cooper (66)
04/20/2008	at Chivas USA	W 2-0	10,237	2-0-2	1	8	DAL: Cooper (5) Thompson (80)
04/24/2008	New England	L 0-1	10,453	2-1-2	1	8	NE: Smith (72)
APRIL RECORD: 2-1-1							
05/03/2008	at San Jose	T 0-0	10,515	2-1-3	1	9	--
05/10/2008	at Real Salt Lake	L 1-2	12,173	2-2-3	T1	9	DAL: Cooper (56); RSL: Morales (28) Beckerman (73)
05/18/2008	Los Angeles	L 1-5	22,331	2-3-3	4	9	DAL: Oduro (54); LA: Klein (25) Buddle (31,39,85) own goal (34)
05/24/2008	Real Salt Lake	W 2-1	8,960	3-3-3	T2	12	DAL: Oduro (82,90); RSL: Espindola (69)
05/28/2008	Houston	T 2-2	8,541	3-3-4	2	13	DAL: Cooper (35) Moor (69); HOU: Ashe (59) De Rosario (90)
MAY RECORD: 1-2-2							
06/01/2008	at Colorado	L 1-2	12,120	3-4-4	5	13	DAL: Oduro (44); COL: Casey (7) McManus (72)
06/06/2008	at New England	L 1-2	54,045	3-5-4	5	13	DAL: Alvarez (90); NE: Cristman (5) Ralston (22)
06/15/2008	Chicago	W 1-0	14,738	4-5-4	3	16	DAL: Cooper (17)
06/21/2008	at New York	L 0-1	16,427	4-6-4	T5	16	NY: Goldthwaite (16)
06/26/2008	at Houston	T 1-1	16,933	4-6-5	T4	17	DAL: Cooper (62); HOU: Ching (21)
JUNE RECORD: 1-3-1							
07/04/2008	Kansas City	T 1-1	16,765	4-6-6	T5	18	DAL: Thompson (90); KC: Sealy (39)
07/19/2008	Colorado	T 2-2	12,289	4-6-7	6	19	DAL: Cooper (49) Toja (64); COL: H. Gomez (5) Casey (67)
07/27/2008	Los Angeles	W 4-0	21,020	5-6-7	T4	22	DAL: Cooper (15,16) Oduro (36) Thompson (89)
JULY RECORD: 1-0-2							
08/03/2008	at Toronto FC	W 2-0	20,247	6-6-7	3	25	DAL: Cooper (81,90)
08/16/2008	at Columbus	L 1-2	17,647	6-7-7	3	25	DAL: Cunningham (35); CLB: Carroll (62) Evans (65)
08/23/2008	at Kansas City	T 1-1	9,825	6-7-8	3	26	DAL: Rocha (7); KC: Conrad (90)
08/30/2008	Columbus	L 1-2	10,590	6-8-8	4	26	DAL: Cunningham (35); CLB: Moreno (37) Gaven (40)
AUGUST RECORD: 1-2-1							
09/04/2008	Colorado	L 0-1	7,140	6-9-8	5	26	COL: Petke (60)
09/13/2008	at D.C. United	T 2-2	19,890	6-9-9	T5	27	DAL: Cooper (9) Rocha (79); DC: Moreno (26) Quaranta (69)
09/21/2008	at Chicago	W 4-1	16,923	7-9-9	5	30	DAL: Cunningham (2,61) Pitchkolan (43) Guarda (45); CHI: McBride (90)
09/28/2008	D.C. United	W 3-0	12,138	8-9-9	5	33	DAL: Rocha (9) Cunningham (56) Cooper (90)
SEPTEMBER RECORD: 2-1-1							
10/02/2008	San Jose	T 1-1	7,173	8-9-10	T3	34	DAL: Cooper (89); SJ: Johnson (58)
10/11/2008	Toronto FC	T 2-2	14,114	8-9-11	4	35	DAL: Cooper (34,90); TOR: Velez (72) Wynne (88)
10/18/2008	at Real Salt Lake	L 1-3	17,628	8-10-1	4	35	DAL: Saragosa (7); RSL: Movsisyan (35) Johnson (53) Findley (86)
10/26/2008	at Los Angeles	T 2-2	27,000	8-10-1	5	36	DAL: Moor (34) Sikora (39); LA: Buddle (21) Donovan (79)
OCTOBER RECORD: 0-1-3							

PLAYOFFS:

None

FINAL REGULAR SEASON STANDINGS

EASTERN CONFERENCE

	OVERALL								HOME					ROAD				
	GP	W	L	T	PTS	GF	GA	GD	W	L	T	GF	GA	W	L	T	GF	GA
Columbus	30	17	7	6	57	50	36	14	11	2	2	30	15	6	5	4	20	21
Chicago	30	13	10	7	46	44	33	11	7	5	3	23	17	6	5	4	21	16
New England	30	12	11	7	43	40	43	-3	6	5	4	24	20	6	6	3	16	23
Kansas City	30	11	10	9	42	37	39	-2	9	2	4	22	15	2	8	5	15	24
New York	30	10	11	9	39	42	48	-6	9	3	3	30	20	1	8	6	12	28
D.C. United	30	11	15	4	37	43	51	-8	9	4	2	32	19	2	11	2	11	32
Toronto FC	30	9	13	8	35	34	43	-9	6	2	7	17	12	3	11	1	17	31

WESTERN CONFERENCE

	OVERALL								HOME					ROAD				
	GP	W	L	T	PTS	GF	GA	GD	W	L	T	GF	GA	W	L	T	GF	GA
Houston	30	13	5	12	51	45	32	13	10	1	4	30	14	3	4	8	15	18
Chivas USA	30	12	11	7	43	40	41	-1	7	4	4	21	15	5	7	3	19	26
Real Salt Lake	30	10	10	10	40	40	9	1	8	1	6	24	10	2	9	4	16	29
Colorado	30	11	14	5	38	44	45	-1	7	5	3	22	14	4	9	2	22	31
FC Dallas	30	8	10	12	36	45	41	4	5	4	6	23	19	3	6	6	22	22
Los Angeles	30	8	13	9	33	55	62	-7	6	4	5	35	27	2	9	4	20	35
San Jose	30	8	13	9	33	32	38	-6	6	5	4	22	19	2	8	5	10	19

2007 Season (13-12-5, 44 pts)



HEAD COACH

Steve Morrow: 13-12-5

PLAYOFFS

Lost to Houston in quarterfinals.

MLS HONORS

Juan Tojo: MLS All-Star, Player of the Week (Week 15)

Abe Thompson: MLS Player of the Week (Week 27)

TEAM HONORS

Juan Tojo: MVP

Carlos Ruiz: Golden Boot

Clarence Goodson: Defender of the Year

Bobby Rhine: Humanitarian of the Year

2007 FC DALLAS FINAL STATISTICS

UNF	POS	PLAYER	GP	GS	MIN	G	A	SHT	SOG	FC	FS	OFF	CK	C	E
20	F	Carlos Ruiz	22	19	1722	7	2	59	25	46	41	23	0	9	1
8	M	Juan Toja	27	27	2388	6	1	33	16	83	41	6	2	4	0
7	F	Abe Thompson	24	15	1227	5	4	19	11	14	10	13	0	2	0
33	F	Kenny Cooper	14	12	1068	4	2	33	16	16	19	9	0	0	0
12	M	Arturo Alvarez	27	21	1898	3	3	61	30	35	34	5	44	2	0
10	M	*Ramon Nunez	13	10	1001	3	2	36	12	6	23	0	27	0	0
25	F	Dominic Oduro	29	10	1163	3	2	24	13	16	23	17	0	3	0
14	D	Drew Moor	28	28	2495	2	0	7	3	17	30	1	1	3	0
13	M	Dax McCarty	25	18	1604	1	7	13	5	12	46	0	25	0	0
4	D	Chris Gbandi	21	19	1701	1	2	5	3	24	11	2	1	7	1
11	D	Clarence Goodson	27	27	2297	1	1	9	5	36	37	0	0	6	0
10	M	Denilson	8	7	606	1	0	14	4	10	21	2	15	3	0
6	M	Pablo Ricchetti	19	19	1600	0	3	6	2	31	18	0	0	7	0
5	M	Marcelo Saragosa	13	10	800	0	2	3	1	33	17	0	0	4	1
34	F	Ricardinho	8	3	279	0	1	5	2	5	7	3	0	0	0
30	GK	Ray Burse	6	6	540	0	0	0	0	0	1	0	0	0	0
22	D	Michael Dello-Russo	1	1	90	0	0	0	0	0	0	0	0	0	0
1	GK	Shaka Hislop	6	6	540	0	0	0	0	0	0	0	0	0	0
17	M-D	Aaron Pitchkolan	16	11	1142	0	0	6	1	21	4	1	0	4	0
19	D	Bobby Rhine	19	7	862	0	0	5	1	6	9	0	0	2	1
48	GK	Dario Sala	18	18	1620	0	0	0	0	0	4	0	0	3	0
15	D	Adrian Serrioux	10	10	806	0	0	6	2	16	11	0	0	1	0
16	D	David Wagenfuhr	13	10	828	0	0	1	0	16	9	0	0	1	0
23	D	Blake Wagner	1	1	90	0	0	0	0	0	0	0	0	0	0
26	M	Anthony Wallace	1	1	69	0	0	0	0	2	0	0	0	0	0
21	D	Alex Yi	15	14	1178	0	0	5	2	20	7	0	0	3	0
24	M	Sebastian Botero	0	0	0	0	0	0	0	0	0	0	0	0	0
27	D	Andrew Daniels	0	0	0	0	0	0	0	0	0	0	0	0	0
31	M	Sandy Gbandi	0	0	0	0	0	0	0	0	0	0	0	0	0
0	F	Fuad Ibrahim	0	0	0	0	0	0	0	0	0	0	0	0	0
29	M	Scott Jones	0	0	0	0	0	0	0	0	0	0	0	0	0
28	M	Chase Wileman	0	0	0	0	0	0	0	0	0	0	0	0	0
Team totals			30	30	2700	37	32	350	154	465	445	82	115	64	4
Opponent totals			30	30	2700	44	43	381	158	445	465	100	175	57	4

GAME-WINNING GOALS: Juan Toja 3, Abe Thompson 2, Ramon Nunez 2, Six players tied with 1.

GAME-WINNING ASSISTS: Ramon Nunez 2, Dax McCarty 2, Abe Thompson 1, Marcelo Saragosa 1, Pablo Ricchetti 1, Arturo Alvarez 1

PENALTY KICK GOALS/ATTEMPTS: Abe Thompson 2-2, Carlos Ruiz 1-1, Denilson 1-1, Kenny Cooper 1-1

FC DALLAS INDIVIDUAL GOALKEEPING

UNF	POS	GOALKEEPER	GP	GS	MIN	SHTS	SV	GA	GAA	PG	PA	W	L	T	SC
30	GK	Ray Burse	6	6	540	29	23	6	1.00	1	1	3	2	1	2
1	GK	Shaka Hislop	6	6	540	32	23	9	1.50	0	0	2	3	1	0
48	GK	Dario Sala	18	18	1620	97	64	29	1.61	2	2	8	7	3	5
Team totals			30	30	2700	158	110	44	1.47	3	3	13	12	5	7
Opponent totals			30	30	2700	154	112	37	1.23	5	5	12	13	5	11

* = Played with other teams in 2007. Only FC Dallas statistics listed here.

2007 Game-by-game

Finished Third in the Western Conference

DATE	OPPONENT	RESULT	ATT.	W-L-T	POS.	PTS	NOTES:
04/07/2007	at Real Salt Lake	T 2-2	18,678	0-0-1	T3	1	DAL: Cooper (19) Ruiz (90); RSL: Cunningham (29,51)
04/12/2007	at Los Angeles	W 2-1	23,596	1-0-1	1	4	DAL: Ruiz (35) Cooper (43); LA: Findley (86)
04/15/2007	at New York	L 0-3	8,865	1-1-1	T1	4	NY: Altidore (18) Mathis (34) van den Bergh (90)
04/22/2007	Colorado	W 3-1	20,500	2-1-1	1	7	DAL: Nunez (29,78) Oduro (90); COL: Kirovski (34)
04/26/2007	New York	L 0-1	14,087	2-2-1	1	7	NY: Freeman (79)
04/29/2007	New England	L 0-1	9,165	2-3-1	1	7	NE: Twellman (13)
APRIL RECORD:		2-2-1					
05/12/2007	at Kansas City	W 2-1	10,141	3-3-1	1	10	DAL: Cooper (19) Toja (45); KC: Harrington (90)
05/17/2007	at Chicago	W 2-1	12,164	4-3-1	1	13	DAL: Cooper (24) Toja (60); CHI: Carr (73)
05/20/2007	Real Salt Lake	W 2-1	16,576	5-3-1	1	16	DAL: Alvarez (26) C. Gbandi (82); RSL: Adu (68)
05/26/2007	at Chivas USA	L 0-2	8,756	5-4-1	1	16	CHV: Galindo (50) Razov (90)
MAY RECORD:		3-1-0					
06/03/2007	at Houston	L 1-2	13,199	5-5-1	1	16	DAL: Thompson (32); HOU: Clark (51) Ngwenya (66)
06/09/2007	Los Angeles	W 3-1	14,640	6-5-1	1	19	DAL: Toja (24) Thompson (53) Moor (73); LA: Findley (41)
06/14/2007	at Real Salt Lake	W 1-0	16,278	7-5-1	1	22	DAL: Oduro (90)
06/17/2007	at Toronto FC	L 0-4	20,156	7-6-1	1	22	TOR: Edu (22) Dichio (25) Robinson (65) Cunningham (90)
06/23/2007	at Colorado	W 1-0	16,128	8-6-1	1	25	DAL: Toja (62)
06/30/2007	Houston	T 0-0	13,887	8-6-2	1	26	--
JUNE RECORD:		3-2-1					
07/04/2007	Chivas USA	W 2-0	15,773	9-6-2	1	29	DAL: Nunez (41) Oduro (86)
07/14/2007	at D.C. United	T 3-3	20,952	9-6-3	2	30	DAL: Ruiz (51) Toja (71,81); DC: Emilio (8,47) Fred (45)
JULY RECORD:		1-0-1					
08/04/2007	Colorado	W 1-0	12,820	10-6-3	2	33	DAL: Moor (31)
08/11/2007	Columbus	W 3-2	14,818	11-6-3	1	36	DAL: Alvarez (60) Ruiz (80) Goodson (90); CLB: Gonzalez (6) Herron (74)
08/19/2007	at Houston	L 0-1	19,501	11-7-3	2	36	HOU: Ching (42)
AUGUST RECORD:		2-1-0					
09/01/2007	D.C. United	L 0-4	15,747	11-8-3	T2	36	DC: Olsen (4,45) Gomez (47) Fred (49)
09/08/2007	Toronto FC	W 2-0	16,790	12-8-3	2	39	DAL: Denilson (36) Thompson (87)
09/15/2007	at New England	L 2-4	15,289	12-9-3	3	39	DAL: Ruiz (35,84); NE: Noonan (29,65) Ralston (78) Smith (90)
09/20/2007	Chicago	T 1-1	15,059	12-9-4	3	40	DAL: Ruiz (90); CHI: Rolfe (56)
09/23/2007	at Los Angeles	L 1-2	27,000	12-10-4	3	40	DAL: McCarty (11); LA: Donovan (25) Klein (72)
09/30/2007	Houston	L 0-3	17,366	12-11-4	3	40	HOU: De Rosario (45) Robinson (62) Holden (84)
SEPTEMBER RECORD:		1-4-1					
10/06/2007	at Columbus	W 3-1	19,517	13-11-4	3	43	DAL: Alvarez (48) Thompson (86,89); CLB: Gaven (31)
10/11/2007	Chivas USA	T 0-0	9,454	13-11-5	3	44	--
10/20/2007	Kansas City	L 0-2	20,500	13-12-5	3	44	KC: Sealy (39,55)
OCTOBER RECORD:		1-1-1					

PLAYOFFS:

DATE	OPPONENT	RESULT	ATT.	W-L-T	RND.	NOTES:
10/27/2007	Houston	W 1-0	12,537	1-0-0	QTR	DAL: Goodson (23)
11/2/2007	@ Houston	L 1-4 (OT)	30,088	1-1-0	QTR	DAL: Ruiz (14); HOU: Holden (66), Ching (72, 97), Davis (100)

FINAL REGULAR SEASON STANDINGS

EASTERN CONFERENCE

	OVERALL								HOME						ROAD					
	GP	W	L	T	PTS	GF	GA	GD	W	L	T	GF	GA	W	L	T	GF	GA		
D.C. United	30	16	7	7	55	56	34	22	10	2	3	37	22	6	5	4	19	12		
New England	30	14	8	8	50	51	43	8	8	3	4	32	21	6	5	4	19	22		
New York	30	12	11	7	43	47	45	2	9	3	3	30	16	3	8	4	17	29		
Chicago	30	10	10	10	40	31	36	-5	6	3	6	16	15	4	7	4	15	21		
Kansas City	30	11	12	7	40	45	45	0	7	5	3	22	18	4	7	4	23	27		
Columbus	30	9	11	10	37	39	44	-5	5	5	5	17	17	4	6	5	22	27		
Toronto FC	30	6	17	7	25	25	49	-24	5	7	3	17	18	1	10	4	8	31		

WESTERN CONFERENCE

	OVERALL								HOME					ROAD				
	GP	W	L	T	PTS	GF	GA	GD	W	L	T	GF	GA	W	L	T	GF	GA
Chivas USA	30	15	7	8	53	46	28	18	10	1	4	28	8	5	6	4	18	20
Houston	30	15	8	7	52	43	23	20	8	3	4	22	11	7	5	3	21	12
FC Dallas	30	13	12	5	44	37	44	-7	7	5	3	17	17	6	7	2	20	27
Colorado	30	9	13	8	35	29	34	-5	6	4	5	16	11	3	9	3	13	23
Los Angeles	30	9	14	7	34	38	48	-10	6	6	3	25	25	3	8	4	13	23
Real Salt Lake	30	6	15	9	27	31	45	-14	4	7	4	18	22	2	8	5	13	23

2006 Season (16-12-4, 52 pts)



HEAD COACH

Colin Clarke: 16-2-12

PLAYOFFS

Lost to Colorado in quarterfinals.

MLS HONORS

Richard Mulrooney: MLS All-Star,
MLS Comeback Player of the Year,
Commissioner's Pick.

Carlos Ruiz: MLS Player of the Month (May)

Kenny Cooper: MLS Player of the Week (16)

Ronnie O'Brien: MLS All-Star Reserve

TEAM HONORS

Kenny Cooper: MVP

Carlos Ruiz: Golden Boot

Chris Gbandi: Defender of the Year

Richard Mullrooney: Humanitarian of the Year

2006 FC DALLAS FINAL STATISTICS

UNF	POS	PLAYER	GP	GS	MIN	G	A	SHT	SOG	FC	FS	OFF	CK	C	E
20	F	Carlos Ruiz	27	25	2113	13	5	54	29	54	72	32	2	6	0
33	F	Kenny Cooper	31	29	2453	11	4	65	30	39	59	23	2	3	0
10	M	Ramon Nunez	25	20	1661	6	4	51	15	15	35	5	26	4	0
12	M	Arturo Alvarez	19	6	578	3	1	17	11	14	6	2	10	2	0
9	F	Roberto Mina	16	9	883	3	1	26	14	24	21	3	1	2	0
7	F	Abe Thompson	14	7	674	2	6	10	5	12	6	17	0	2	0
19	D	Bobby Rhine	30	30	2593	2	2	13	5	23	26	0	0	7	1
6	M	Ronnie O'Brien	27	26	2331	1	11	69	24	45	24	7	39	4	0
8	M	Richard Mulrooney	25	23	2075	1	9	12	5	21	29	4	29	1	0
3	D	Greg Vanney	28	28	2510	1	2	9	3	23	9	0	2	3	0
14	D	Drew Moor	27	26	2280	1	1	12	5	25	20	2	0	6	0
15	M	Mark Wilson	12	7	582	1	1	7	2	7	9	0	0	0	0
25	F	Dominic Oduro	16	3	413	1	0	9	3	10	6	5	0	0	0
27	M	Aaron Pitchkolan	10	0	94	1	0	2	1	3	0	0	0	1	0
16	D	David Wagenfuhr	13	5	495	1	0	6	2	13	7	0	0	0	0
4	D	Chris Gbandi	28	27	2393	0	2	14	7	25	28	4	0	3	1
48	GK	Dario Sala	28	28	2475	0	1	0	0	1	4	0	0	3	0
17	M	Simo Valakari	31	30	2608	0	1	10	3	81	23	0	0	6	0
00	GK	Jeff Cassar	1	0	45	0	0	0	0	0	0	0	0	0	0
11	D	Clarence Goodson	13	9	866	0	0	8	3	11	8	1	1	3	0
1	GK	Shaka Hislop	4	4	360	0	0	0	0	0	0	0	0	0	0
13	M	Dax McCarty	2	0	12	0	0	0	0	2	0	0	0	0	0
24	M	Justin Moore	2	1	159	0	0	0	0	1	1	0	0	0	0
*5	M	Marcelo Saragosa	7	3	291	0	0	2	0	13	8	0	0	0	0
21	D	Alex Yi	11	6	667	0	0	2	1	14	3	0	0	2	0
30	GK	Ray Burse	0	0	0	0	0	0	0	0	0	0	0	0	0
22	D	Michael Dello-Russo	0	0	0	0	0	0	0	0	0	0	0	0	0
18	F	Alex Smith	0	0	0	0	0	0	0	0	0	0	0	0	0
23	D	Blake Wagner	0	0	0	0	0	0	0	0	0	0	0	0	0
Team totals			32	32	2880	48	51	398	168	476	419	105	112	58	2
Opponent totals			32	32	2880	44	44	379	157	426	458	123	150	41	4

GAME-WINNING GOALS: Kenny Cooper 6, Carlos Ruiz 2, Ramon Nunez 2, Six players tied with 1.

GAME-WINNING ASSISTS: Ronnie O'Brien 4, Richard Mulrooney 4, Abe Thompson 2, Bobby Rhine 2, Chris Gbandi 2, Four players tied with 1.

PENALTY KICK GOALS/ATTEMPTS: None

FC DALLAS INDIVIDUAL GOALKEEPING

UNF	POS	GOALKEEPER	GP	GS	MIN	SHTS	SV	GA	GAA	PG	PA	W	L	T	SC
00	GK	Jeff Cassar	1	0	45	3	3	0	0.00	0	0	0	0	0	0
48	GK	Dario Sala	28	28	2475	129	93	34	1.24	1	1	14	10	4	5
1	GK	Shaka Hislop	4	4	360	25	13	10	2.50	0	0	2	2	0	0
Team totals			32	32	2880	157	109	44	1.38	1	1	16	12	4	6
Opponent totals			32	32	2880	168	115	48	1.50	0	0	12	16	4	7

* = Played with other teams in 2006. Only FC Dallas statistics listed here.

2006 Game-by-game

Finished First in the Western Conference

DATE	OPPONENT	RESULT	ATT.	W-L-T	POS.	PTS	NOTES:
04/01/2006	Chicago	W 3-2	19,377	1-0-0	1	3	DAL: Alvarez (31) Mina (66) Cooper (70); CHI: Barrett (12) Rolfe (54)
04/08/2006	Real Salt Lake	W 2-1	14,712	2-0-0	1	6	DAL: Cooper (43) Wilson (57); RSL: Klein (36)
04/15/2006	at Colorado	T 2-2	8,160	2-0-1	1	7	DAL: Vanney (5) Mina (25); COL: Kirovski (39) own goal (45)
04/23/2006	Kansas City	W 2-1	17,429	3-0-1	1	10	DAL: Cooper (4) Pitchkolan (90); KC: Zotinka (90)
04/29/2006	at D.C. United	T 1-1	18,889	3-0-2	1	11	DAL: O'Brien (41); DC: Olsen (17)
APRIL RECORD:		3-0-2					
05/06/2006	at Houston	L 3-4	21,448	3-1-2	2	11	DAL: Ruiz (60) Nunez (61) Moor (76); HOU: Clark (31) Ching (35) De Rosario (45,67)
05/10/2006	Los Angeles	W 1-0	14,234	4-1-2	1	14	DAL: Ruiz (20)
05/13/2006	Houston	T 1-1	12,756	4-1-3	1	15	DAL: Ruiz (19); HOU: own goal (81)
05/20/2006	New England	W 4-0	18,090	5-1-3	1	18	DAL: Cooper (4) Ruiz (7,16) Nunez (19)
05/24/2006	at New York	W 2-1	52,425	6-1-3	1	21	DAL: Cooper (76) Ruiz (87); NY: Stammler (8)
MAY RECORD:		3-1-1					
06/03/2006	Columbus	L 1-2	11,085	6-2-3	1	21	DAL: Ruiz (90); CLB: Bisaku (75) Kotschau (89)
06/11/2006	Chivas USA	W 2-1	10,737	7-2-3	1	24	DAL: Ruiz (28) Mina (82); CHV: Razov (83)
06/24/2006	Colorado	W 1-0	13,280	8-2-3	1	27	DAL: Cooper (32)
06/28/2006	at New England	L 0-1	7,247	8-3-3	1	27	NE: Twellman (23)
JUNE RECORD:		2-2-0					
07/01/2006	at Chivas USA	L 0-3	10,112	8-4-3	1	27	CHV: Suarez (20,24) Bornstein (43)
07/04/2006	D.C. United	L 0-1	16,240	8-5-3	1	27	DC: Gomez (34)
07/08/2006	New York	W 2-1	10,430	9-5-3	1	30	DAL: Oduro (2) Wagenfuhr (33); NY: Magee (80)
07/15/2006	at Chicago	W 3-2	13,111	10-5-3	1	33	DAL: Nunez (8) Rhine (77) Cooper (80); CHI: Herron (54,60)
07/22/2006	at Real Salt Lake	W 1-0	20,227	11-5-3	1	36	DAL: Thompson (90)
07/29/2006	Colorado	W 4-1	18,329	12-5-3	1	39	DAL: Rhine (8) Nunez (71,74) Cooper (90); COL: Beckerman (34)
JULY RECORD:		4-2-0					
08/12/2006	at Houston	L 0-1	10,964	12-6-3	1	39	HOU: Waibel (37)
08/20/2006	at Los Angeles	L 0-2	21,967	12-7-3	1	39	LA: Donovan (26) Quaranta (45)
08/27/2006	at Kansas City	L 0-1	6,573	12-8-3	1	39	KC: Sealy (62)
08/30/2006	at Colorado	W 2-0	4,328	13-8-3	1	42	DAL: Nunez (25) Mulrooney (56)
AUGUST RECORD:		1-3-0					
09/02/2006	Houston	W 1-0	14,316	14-8-3	1	45	DAL: Alvarez (86)
09/09/2006	at Chivas USA	T 1-1	13,898	14-8-4	1	46	DAL: Cooper (55); CHV: Ju. Garcia (81)
09/13/2006	Chivas USA	L 0-1	10,224	14-9-4	1	46	CHV: Ju. Garcia (13)
09/16/2006	at Real Salt Lake	L 2-3	14,453	14-10-4	1	46	DAL: Ruiz (4,45); RSL: Williams (13) Klein (62) Kreis (72)
09/23/2006	Real Salt Lake	W 2-1	17,975	15-10-4	1	49	DAL: Ruiz (9) Cooper (14); RSL: Cunningham (48)
09/30/2006	at Columbus	L 1-3	13,505	15-11-4	1	49	DAL: Ruiz (90); CLB: Ngwenya (22) Thomas (66) Garey (76)
SEPTEMBER RECORD:		2-3-1					
10/07/2006	Los Angeles	W 2-1	20,500	16-11-4	1	52	DAL: Ruiz (30) Cooper (47); LA: Donovan (71)
10/14/2006	at Los Angeles	L 2-5	27,000	16-12-4	1	52	DAL: Thompson (14) Alvarez (80); LA: Donovan (25,38) Gomez (35) Jones (52) Quaranta (79)
OCTOBER RECORD:		1-1-0					

PLAYOFFS:

DATE	OPPONENT	RESULT	ATT.	W-L-T	RND.	NOTES:
10/21/2006	at Colorado	W 2-1	4,176	1-0-0	QTR	DAL: Ruiz (15) Thompson (55); COL: Cooke (23)
10/28/2006	Colorado	L 2-3 (OT)	15,486	1-1-0	QTR	DAL: Ruiz (48), Goodson (92); COL: Hernandez (57, 83), Mathis (114)

FINAL REGULAR SEASON STANDINGS

EASTERN CONFERENCE

	OVERALL						HOME						ROAD					
	GP	W	L	T	PTS	GF	GA	GD	W	L	T	GF	GA	W	L	T	GF	GA
D.C. United	32	15	7	10	55	52	38	14	9	3	4	31	22	6	4	6	21	16
New England	32	12	8	12	48	39	35	4	8	3	5	23	14	4	5	7	16	21
Chicago	32	13	11	8	47	43	41	2	8	4	4	25	20	5	7	4	18	21
New York	32	9	11	12	39	41	41	0	8	3	5	24	17	1	8	7	17	24
Kansas City	32	10	14	8	38	43	45	-2	7	4	5	31	24	3	10	3	12	21
Columbus	32	8	15	9	33	30	42	-12	4	6	6	16	16	4	9	3	14	26

WESTERN CONFERENCE

	OVERALL						HOME						ROAD					
	GP	W	L	T	PTS	GF	GA	GD	W	L	T	GF	GA	W	L	T	GF	GA
FC Dallas	32	16	12	4	52	48	44	4	12	3	1	28	14	4	9	3	20	30
Houston	32	11	8	13	46	44	40	4	8	3	5	27	19	3	5	8	17	21
Chivas USA	32	10	9	13	43	45	42	3	7	2	7	24	12	3	7	6	21	30
Colorado	32	11	13	8	41	36	49	-13	9	3	4	22	18	2	10	4	14	31
Los Angeles	32	11	15	6	39	37	37	0	6	6	4	19	15	5	9	2	18	22
Real Salt Lake	32	10	13	9	39	45	49	-4	6	4	6	23	19	4	9	3	22	30

2005 Season (13-10-9, 48 pts)



HEAD COACH

Colin Clarke: 13-10-9

PLAYOFFS

Lost to Colorado in quarterfinals.

MLS HONORS

Ronnie O'Brien: MLS All-Star, MLS Select IX

Greg Vanney: MLS All-Star

Simo Valakari: MLS All-Star

Eddie Johnson: MLS All-Star

Carlos Ruiz: MLS All-Star, MLS Goal of the Decade

Colin Clarke (and staff): MLS All-Star

TEAM HONORS

Ronnie O'Brien: MVP

Carlos Ruiz: Golden Boot

Greg Vanney: Defender of the Year

Richard Mulrooney: Humanitarian of the Year

2005 FC DALLAS FINAL STATISTICS

UNF	POS	PLAYER	GP	GS	MIN	G	A	SHT	SOG	FC	FS	OFF	CK	C	E
20	F	Carlos Ruiz	19	18	1549	11	2	63	30	38	47	36	1	2	0
9	F	Roberto Mina	21	15	1270	7	4	35	13	47	23	12	5	2	0
6	M	Ronnie O'Brien	28	28	2512	6	12	83	37	58	47	3	44	8	0
11	M	Ramon Nunez	21	12	1141	5	3	49	22	9	21	1	35	1	0
7	F	Eddie Johnson	15	13	1180	5	2	30	12	19	25	11	1	1	0
25	F	Abe Thompson	18	6	674	4	0	19	10	10	8	10	0	0	0
27	M	Aaron Pitchkolan	20	15	1442	3	1	16	7	29	22	4	0	3	0
19	D	Bobby Rhine	28	27	2438	2	8	25	9	32	22	1	1	4	0
12	M-F	Arturo Alvarez	24	15	1285	2	4	31	14	33	13	6	38	2	0
18	M	Richard Mulrooney	7	7	574	2	2	7	2	8	12	1	20	1	0
26	D	Clarence Goodson	29	28	2488	2	1	18	9	40	29	3	0	9	0
4	D	Chris Gbandi	17	17	1519	1	1	14	7	18	13	3	0	7	0
8	M	Oscar Pareja	18	6	646	1	1	9	6	17	16	1	1	3	0
3	M	Carey Talley	20	14	1092	0	3	11	4	17	16	2	0	2	1
16	D	David Wagenfuhr	19	15	1369	0	2	8	2	22	15	0	0	1	0
17	M	Simo Valakari	28	28	2471	0	1	8	1	78	28	0	0	8	0
21	D	Greg Vanney	25	25	2210	0	1	8	5	40	14	1	15	4	1
00	GK	Jeff Cassar	4	4	333	0	0	0	0	0	0	0	0	0	0
1	GK	Scott Garlick	28	27	2457	0	0	0	0	0	1	0	0	1	0
5	D	Steve Jolley	13	12	1057	0	0	4	2	16	8	1	0	1	0
23	M	Ty Maurin	3	0	17	0	0	0	0	0	0	0	0	0	0
14	D	Drew Moor	20	9	936	0	0	7	4	6	5	0	0	0	0
48	GK	Dario Sala	1	1	90	0	0	0	0	0	0	0	0	0	0
22	D	Philip Salyer	2	2	180	0	0	0	0	4	1	1	0	0	0
15	M	Mark Wilson	8	7	615	0	0	14	3	13	9	0	0	2	0
2	D	Alex Yi	1	1	66	0	0	1	0	3	3	0	0	1	0
30	GK	Chris Gomez	0	0	0	0	0	0	0	0	0	0	0	0	0
22	D	Winston Marshall	0	0	0	0	0	0	0	0	0	0	0	0	0
13	M	John Pulido	0	0	0	0	0	0	0	0	0	0	0	0	0
29	M	Mario Torres	0	0	0	0	0	0	0	0	0	0	0	0	0
Own-goals received					1										
Team totals			32	32	2880	52	48	460	199	557	403	97	161	63	2
Opponent totals			32	32	2880	44	47	367	158	419	546	98	133	48	4

GAME-WINNING GOALS: Carlos Ruiz 3, Roberto Mina 3, Ronnie O'Brien 2, Five players tied with 1.

GAME-WINNING ASSISTS: David Wagenfuhr 2, Seven players tied with 1.

PENALTY KICK GOALS/ATTEMPTS: Carlos Ruiz 3-3, Ramon Nunez 1-1

FC DALLAS INDIVIDUAL GOALKEEPING

UNF	POS	GOALKEEPER	GP	GS	MIN	SHTS	SV	GA	GAA	PG	PA	W	L	T	SC
48	GK	Dario Sala	1	1	90	2	2	0	0.00	0	0	0	0	1	1
1	GK	Scott Garlick	28	27	2457	135	98	37	1.36	2	2	13	8	7	6
00	GK	Jeff Cassar	4	4	333	21	13	7	1.89	0	0	0	2	1	0
Team totals			32	32	2880	158	113	44	1.38	2	2	13	10	9	7
Opponent totals			32	32	2880	199	137	52	1.63	4	4	10	13	9	8

* = Played with other teams in 2005. Only FC Dallas statistics listed here.

2005 Game-by-game

Finished Second in the Western Conference

DATE	OPPONENT	RESULT	ATT.	W-L-T	POS.	PTS	NOTES:
04/02/2005	Chicago	W 2-1	10,504	1-0-0	1	3	DAL: Mulrooney (2) Johnson (47); CHI: Gray (73)
04/09/2005	at Colorado	T 0-0	9,253	1-0-1	1	4	--
04/16/2005	at Chivas USA	W 3-1	12,697	2-0-1	1	7	DAL: O'Brien (40) Ruiz (85) Johnson (90); CHV: Martins (44)
04/23/2005	Real Salt Lake	W 3-0	9,134	3-0-1	1	10	DAL: Mulrooney (4) Johnson (35) Ruiz (63)
04/30/2005	at Los Angeles	L 0-2	20,021	3-1-1	1	10	LA: Donovan (9) Vagenas (39)
APRIL RECORD:		3-1-1					
05/07/2005	at Kansas City	T 3-3	10,007	3-1-2	1	11	DAL: Johnson (16) O'Brien (77) Ruiz (82); KC: Victorine (4) Wolff (51) Klein (53)
05/14/2005	at San Jose	T 0-0	11,067	3-1-3	T1	12	--
05/18/2005	Colorado	W 2-1	6,112	4-1-3	1	15	DAL: O'Brien (61) Ruiz (77); COL: Jean Philippe (12)
05/22/2005	at Chivas USA	W 5-2	8,977	5-1-3	1	18	DAL: Pitchkolan (0) Ruiz (48) O'Brien (51) Johnson (69) Mina (90); CHV: Cuadros (19) Romo (53)
05/28/2005	at D.C. United	W 2-0	16,624	6-1-3	1	21	DAL: Ruiz (49,56)
MAY RECORD:		3-0-2					
06/04/2005	at Real Salt Lake	W 2-0	40,589	7-1-3	1	24	DAL: O'Brien (22) Thompson (58)
06/12/2005	at Chicago	L 0-2	8,777	7-2-3	1	24	CHI: Jaqua (20) Reiter (90)
06/18/2005	Los Angeles	W 1-0	11,044	8-2-3	1	27	DAL: Mina (32)
06/22/2005	Chivas USA	W 2-1	8,672	9-2-3	1	30	DAL: Mina (18) Thompson (81); CHV: Taylor (48)
06/25/2005	at Colorado	W 3-1	9,208	10-2-3	1	33	DAL: Pitchkolan (13) Rhine (85) Thompson (88); COL: Gonzalez (30)
JUNE RECORD:		4-1-0					
07/02/2005	San Jose	T 2-2	8,719	10-2-4	1	34	DAL: Alvarez (4) Gbandi (57); SJ: Mullan (6) Clark (59)
07/16/2005	at New England	L 2-3	22,108	10-3-4	1	34	DAL: Alvarez (7) O'Brien (45); NE: Twellman (44,90,90)
07/23/2005	at Real Salt Lake	L 0-3	20,218	10-4-4	T1	34	RSL: Dunseth (3) Cila (25) Mathis (30)
07/27/2005	at MetroStars	L 2-3	7,776	10-5-4	T1	34	DAL: Goodson (38,47); MET: Razov (7) Magee (68) Galvan Rey (74)
JULY RECORD:		0-3-1					
08/06/2005	MetroStars	T 2-2	16,750	10-5-5	2	35	DAL: Ruiz (31,34); MET: Djorkaeff (47,53)
08/13/2005	New England	L 1-2	12,101	10-6-5	2	35	DAL: Ruiz (58); NE: Dempsey (33) Joseph (80)
08/20/2005	at Columbus	L 0-1	15,525	10-7-5	T2	35	CLB: Glen (81)
08/27/2005	Chivas USA	T 2-2	14,102	10-7-6	2	36	DAL: Ruiz (44) Nunez (67); CHV: Arias (37) Hendrickson (59)
AUGUST RECORD:		0-2-2					
09/03/2005	San Jose	L 0-2	8,023	10-8-6	2	36	SJ: Cerritos (50) Moreno (53)
09/10/2005	D.C. United	L 1-2	15,263	10-9-6	3	36	DAL: Nunez (87); DC: Erpen (15) Quaranta (72)
09/18/2005	Real Salt Lake	W 2-1	11,681	11-9-6	T2	39	DAL: Mina (17,52); RSL: Watson (54)
09/21/2005	Los Angeles	W 4-1	8,923	12-9-6	2	42	DAL: own goal (34) Mina (37,45) Thompson (90); LA: own goal (86)
09/24/2005	at San Jose	T 1-1	17,414	12-9-7	2	43	DAL: Nunez (58); SJ: Ching (68)
SEPTEMBER RECORD:		2-2-1					
10/01/2005	at Los Angeles	L 1-2	25,557	12-10-7	3	43	DAL: Pitchkolan (42); LA: Gomez (12,45)
10/05/2005	Columbus	W 2-1	6,961	13-10-7	2	46	DAL: Rhine (58) Nunez (90); CLB: Testo (17)
10/08/2005	Colorado	T 0-0	13,011	13-10-8	2	47	--
10/15/2005	Kansas City	T 2-2	18,021	13-10-9	2	48	DAL: Pareja (69) Nunez (75); KC: Arnaud (77) Preki (90)
OCTOBER RECORD:		1-1-2					

PLAYOFFS:

DATE	OPPONENT	RESULT	ATT.	W-L-T	RND.	NOTES:
10/22/2005	at Colorado	T 0-0	9,625	0-0-1	QTR	--
10/29/2005	Colorado	L 2-2 (OT)	10,104	0-1-1	QTR	DAL: Ruiz (67, 105); COL: Cunningham (19), Kotschau (105)

FINAL REGULAR SEASON STANDINGS

EASTERN CONFERENCE

	OVERALL								HOME					ROAD				
	GP	W	L	T	PTS	GF	GA	GD	W	L	T	GF	GA	W	L	T	GF	GA
New England	32	17	7	8	59	55	37	18	11	2	3	28	13	6	5	5	27	24
D.C. United	32	16	10	6	54	58	37	21	9	5	2	37	22	7	5	4	21	15
Chicago	32	15	13	4	49	49	50	-1	8	5	3	30	27	7	8	1	19	23
MetroStars	32	12	9	11	47	53	49	4	6	3	7	28	27	6	6	4	25	22
Kansas City	32	11	9	12	45	52	44	8	6	4	6	23	18	5	5	6	29	26
Columbus	32	11	16	5	38	34	45	-11	7	8	1	15	19	4	8	4	19	26

WESTERN CONFERENCE

	OVERALL								HOME					ROAD				
	GP	W	L	T	PTS	GF	GA	GD	W	L	T	GF	GA	W	L	T	GF	GA
San Jose	32	18	4	10	64	53	31	22	9	0	7	30	14	9	4	3	23	17
FC Dallas	32	13	10	9	48	52	44	8	8	3	5	28	20	5	7	4	24	24
Colorado	32	13	13	6	45	40	37	3	10	4	2	24	14	3	9	4	16	23
Los Angeles	32	13	13	6	45	44	45	-1	10	3	3	29	17	3	10	3	15	28
Real Salt Lake	32	5	22	5	20	30	65	-35	5	8	3	19	24	0	14	2	11	41
Chivas USA	32	4	22	6	18	31	67	-36	3	11	2	15	30	1	11	4	16	37

2004 Season (10-14-6, 36 pts)



HEAD COACH

Colin Clarke: 10-14-6

PLAYOFFS

None

MLS HONORS

Cory Gibbs: MLS All-Star
 Ronnie O'Brien: MLS All-Star, MLS Best XI, Player of the Week (Week 22)
 Jason Kreis: MLS All-Star Reserve, Commissioner's Pick
 Brad Davis: MLS Player of the Week (17)
 Jeff Cassar: MLS Player of the Week (15)

TEAM HONORS

Simo Valakari: MVP
 Eddie Johnson: Golden Boot
 Cory Gibbs: Defender of the Year
 Steve Jolly: Humanitarian of the Year

2004 FC DALLAS FINAL STATISTICS

UNF	POS	PLAYER	GP	GS	MIN	G	A	SHT	SOG	FC	FS	OFF	CK	C	E
7	F	Eddie Johnson	26	25	2269	12	3	75	32	39	53	27	0	1	0
18	F	Toni Nhleko	23	13	1186	6	2	49	23	33	20	14	0	1	0
9	F	Jason Kreis	25	19	1703	5	2	42	16	26	18	9	16	2	1
6	M	Ronnie O'Brien	29	29	2581	2	10	67	30	53	27	5	32	4	0
10	M	Brad Davis	29	24	1945	2	2	34	11	37	28	4	91	2	1
19	F	Bobby Rhine	19	6	693	2	2	21	9	12	16	1	1	5	0
8	M	Oscar Pareja	24	12	1096	1	6	12	3	30	32	1	5	3	1
17	M	Simo Valakari	26	26	2297	1	4	11	5	73	23	0	1	8	2
15	M	Eric Quill	23	16	1377	1	3	23	12	23	15	5	13	1	0
16	D	Matt Behncke	17	14	1239	1	0	7	2	26	11	1	0	2	0
5	D	Steve Jolley	28	28	2428	1	0	13	6	20	14	1	0	4	0
1	GK	Scott Garlick	12	11	1068	0	1	0	0	0	1	0	0	0	0
4	D	Chris Gbandi	23	20	1771	0	1	5	0	27	24	0	0	8	0
2	D	Cory Gibbs	21	21	1850	0	1	12	2	32	29	0	0	4	0
3	D-M	Carey Talley	23	19	1688	0	1	11	7	33	13	1	1	6	0
00	GK	Jeff Cassar	19	19	1632	0	0	0	0	0	0	0	0	0	0
20	D	Clarence Goodson	5	2	247	0	0	2	0	3	2	1	0	2	0
21	M	Ramon Nunez	8	0	107	0	0	7	0	1	4	0	2	0	0
14	D-M	Milton Reyes	12	9	828	0	0	9	1	18	29	1	0	4	0
22	D	Philip Salyer	17	16	1407	0	0	6	1	11	8	0	0	3	0
12	M	Jordan Stone	5	1	145	0	0	1	0	2	0	0	0	0	0
11	F	*Jason Thompson	1	0	1	0	0	0	0	0	0	0	0	0	0
23	M	Ty Maurin	0	0	0	0	0	0	0	0	0	0	0	0	0
25	D	David Wagenfuhr	0	0	0	0	0	0	0	0	0	0	0	0	0
Team totals			30	30	2700	34	38	407	160	499	373	71	162	60	5
Opponent totals			30	30	2700	45	52	362	166	386	492	68	155	42	6

GAME-WINNING GOALS: Eddie Johnson 7, Toni Nhleko 2, Simo Valakari 1

GAME-WINNING ASSISTS: Ronnie O'Brien 4, Carey Talley 1, Eric Quill 1, Oscar Pareja 1, Scott Garlick 1, Brad Davis 1

PENALTY KICK GOALS/ATTEMPTS: Bobby Rhine 1-1, Eddie Johnson 1-1

DALLAS BURN INDIVIDUAL GOALKEEPING

UNF	POS	GOALKEEPER	GP	GS	MIN	SHTS	SV	GA	GAA	PG	PA	W	L	T	SC
00	GK	Jeff Cassar	19	19	1632	94	65	27	1.49	0	1	7	8	4	4
1	GK	Scott Garlick	12	11	1068	72	52	18	1.52	1	1	3	6	2	4
Team totals			30	30	2700	166	117	45	1.50	1	2	10	14	6	8
Opponent totals			30	30	2700	160	117	34	1.13	2	2	14	10	6	10

* = Played with other teams in 2004. Only Dallas Burn statistics listed here.

2004 Game-by-game

Finished Fifth in the Western Conference

DATE	OPPONENT	RESULT	ATT.	W-L-T	POS.	PTS	NOTES:
04/03/2004	Colorado	T 1-1	7,359	0-0-1	T2	1	DAL: Rhine (75); COL: Spencer (36)
04/17/2004	at Chicago	W 2-0	12,828	1-0-1	T2	4	DAL: Johnson (27) Rhine (70)
04/24/2004	Kansas City	W 1-0	10,269	2-0-1	2	7	DAL: Nhleko (17)
APRIL RECORD:		2-0-1					
05/01/2004	at Columbus	T 0-0	13,271	2-0-2	T1	8	--
05/08/2004	Los Angeles	L 1-3	6,755	2-1-2	T2	8	DAL: Nhleko (6); LA: Kirovski (57,65) Ruiz (90)
05/15/2004	San Jose	L 1-2	8,498	2-2-2	T3	8	DAL: Johnson (66); SJ: Donovan (13) Ching (45)
05/22/2004	at Kansas City	L 0-2	10,013	2-3-2	5	8	KC: Jewsbury (60) Wolff (67)
05/29/2004	at Los Angeles	L 1-4	18,460	2-4-2	5	8	DAL: O'Brien (71); LA: Victorine (9) own goal (65) Kirovski (72,90)
MAY RECORD:		0-4-1					
06/05/2004	at MetroStars	W 2-0	11,519	3-4-2	4	11	DAL: Johnson (51) Nhleko (90)
06/12/2004	New England	W 3-1	6,941	4-4-2	4	14	DAL: Kreis (12) Johnson (74) Nhleko (84); NE: Dempsey (52)
06/19/2004	at Colorado	T 1-1	9,277	4-4-3	4	15	DAL: Kreis (49); COL: Henderson (51)
06/26/2004	D.C. United	T 1-1	13,833	4-4-4	4	16	DAL: Kreis (37); DC: Eskandarian (58)
JUNE RECORD:		2-0-2					
07/03/2004	at Kansas City	L 1-5	20,011	4-5-4	5	16	DAL: Kreis (31); KC: Arnaud (22,79,90) Klein (72) Wolff (75)
07/07/2004	at San Jose	W 2-1	9,350	5-5-4	4	19	DAL: Quill (6) Valakari (89); SJ: Corrales (10)
07/10/2004	Columbus	T 0-0	7,223	5-5-5	4	20	--
07/17/2004	Kansas City	L 0-1	6,942	5-6-5	T4	20	KC: Gutierrez (42)
07/24/2004	D.C. United	W 5-1	11,088	6-6-5	T3	23	DAL: Jolley (10) Johnson (31,73) Davis (45,63); DC: own goal (34)
07/28/2004	at Columbus	L 1-2	13,069	6-7-5	4	23	DAL: Kreis (59); CLB: Buddle (38,43)
JULY RECORD:		2-3-1					
08/07/2004	Colorado	W 1-0	17,792	7-7-5	T3	26	DAL: Johnson (90)
08/11/2004	New England	L 0-3	5,104	7-8-5	T3	26	NE: Noonan (3) Twellman (86) Dorman (90)
08/15/2004	at MetroStars	W 1-0	11,913	8-8-5	T3	29	DAL: Nhleko (90)
08/21/2004	at San Jose	L 0-3	10,020	8-9-5	5	29	SJ: Corrales (5) own goal (24) Ching (52)
08/28/2004	Chicago	W 4-1	7,744	9-9-5	4	32	DAL: O'Brien (28) Johnson (33,65) Nhleko (58); CHI: Jaqua (49)
AUGUST RECORD:		3-2-0					
09/04/2004	at Colorado	L 1-2	8,931	9-10-5	5	32	DAL: Behncke (43); COL: Spencer (52) Borchers (85)
09/11/2004	at D.C. United	L 0-3	13,024	9-11-5	5	32	DC: Eskandarian (45,82) Adu (84)
09/18/2004	Los Angeles	W 2-0	9,289	10-11-5	4	35	DAL: Johnson (10,44)
09/25/2004	MetroStars	L 0-2	7,214	10-12-5	T4	35	MET: Wolyniec (30) Glen (90)
SEPTEMBER RECORD:		1-3-0					
10/02/2004	at New England	L 0-2	10,141	10-13-5	5	35	NE: Twellman (42) Ralston (47)
10/09/2004	at Los Angeles	L 0-2	27,000	10-14-5	5	35	LA: Kirovski (68,85)
10/16/2004	San Jose	T 2-2	10,268	10-14-6	5	36	DAL: Johnson (12) Pareja (62); SJ: Ching (34) Corrales (36)
OCTOBER RECORD:		0-2-1					

PLAYOFFS:

None

FINAL REGULAR SEASON STANDINGS

EASTERN CONFERENCE

	OVERALL								HOME				ROAD					
	GP	W	L	T	PTS	GF	GA	GD	W	L	T	GF	GA	W	L	T	GF	GA
Columbus	30	12	5	13	49	40	32	8	8	2	5	26	18	4	3	8	14	14
D.C. United	30	11	10	9	42	43	42	1	9	2	4	31	17	2	8	5	12	25
MetroStars	30	11	12	7	40	47	49	-2	7	4	4	22	17	4	8	3	25	32
New England	30	8	13	9	33	42	43	-1	6	6	3	24	20	2	7	6	18	23
Chicago	30	8	13	9	33	36	44	-8	7	5	3	21	16	1	8	6	15	28

WESTERN CONFERENCE

	OVERALL								HOME					ROAD				
	GP	W	L	T	PTS	GF	GA	GD	W	L	T	GF	GA	W	L	T	GF	GA
Kansas City	30	14	9	7	49	38	30	8	9	3	3	22	12	5	6	4	16	18
Los Angeles	30	11	9	10	43	42	40	2	8	2	5	25	16	3	7	5	17	24
Colorado	30	10	9	11	41	29	32	-3	7	1	7	16	8	3	8	4	13	24
San Jose	30	9	10	11	38	41	35	6	5	2	8	25	16	4	8	3	16	19
Dallas	30	10	14	6	36	34	45	-11	6	5	4	22	18	4	9	2	12	27

2003 Season (6-19-5, 23 pts)



HEAD COACH

Colin Clarke: 2-3-1

PLAYOFFS

None

MLS HONORS

DJ Countess: MLS Player of the Week (28)

TEAM HONORS

Jason Kreis: MVP

Brad Davis: Golden Boot

DJ Countess: Defender of the Year

Bobby Rhine: Humanitarian of the Year

2003 FC DALLAS FINAL STATISTICS

UNF	POS	PLAYER	GP	GS	MIN	G	A	SHT	SOG	FC	FS	OFF	CK	C	E
9	F	Jason Kreis	18	18	1543	7	2	42	21	21	22	17	2	3	0
24	M	Brad Davis	26	21	1910	6	5	41	16	41	42	7	59	1	0
20	F	*Ronald Cerritos	15	9	852	3	1	15	10	9	12	13	0	0	0
7	F	Eddie Johnson	22	13	1265	3	0	31	12	26	31	16	0	2	0
11	F	*Ali Curtis	8	6	474	1	2	9	5	4	11	1	1	0	0
18	F	Toni Nhlako	11	9	792	2	4	22	7	23	12	19	0	2	0
10	M	Joselito Vaca	27	21	1871	2	4	32	14	24	29	6	15	1	0
4	D	*Brian Dunseth	9	9	806	1	1	3	2	12	5	0	0	0	0
19	F	Bobby Rhine	25	10	1034	2	1	21	10	22	20	8	0	3	0
15	M	Chad Deering	27	26	2187	1	5	24	6	57	23	0	32	7	1
8	M	Oscar Pareja	24	23	1982	1	4	20	3	58	48	5	5	9	0
2	D	Chris Gbandi	22	17	1573	1	2	4	3	27	22	3	1	4	0
14	F	*Gavin Glinton	10	3	273	0	0	4	2	4	10	3	0	1	0
3	D-M	*Ezra Hendrickson	16	15	1367	1	1	6	1	8	10	0	0	2	0
26	M	Ronnie O'Brien	6	3	317	1	0	10	5	12	5	0	0	0	0
3	D	*Ryan Suarez	12	12	1110	1	0	9	3	29	13	2	0	4	1
21	D	Shavar Thomas	15	14	1252	1	0	4	2	34	6	0	1	2	1
4	D	*Paul Broome	7	6	563	0	1	3	1	13	11	0	0	2	1
11	M	*Antonio Martinez	10	5	564	0	1	11	4	4	15	1	14	0	0
16	D	Matt Behncke	13	9	827	0	0	6	1	15	13	1	0	1	0
5	D	Tenywa Bonseu	20	20	1789	0	0	4	2	23	13	0	0	2	1
00	GK	Jeff Cassar	7	6	562	0	0	0	0	0	0	0	0	1	0
1	GK	D.J. Countess	24	24	2194	0	0	0	0	1	1	0	0	3	0
6	D	Steve Morrow	17	17	1484	0	0	6	2	22	5	0	0	0	0
22	D	Philip Salyer	8	5	491	0	0	3	0	6	4	0	0	1	0
12	M	Jordan Stone	16	9	1057	0	0	1	0	14	9	0	0	1	1
13	M	Mandi Urbas	3	0	40	0	0	1	1	0	1	0	0	0	0
25	F	Andy Rosenband	0	0	0	0	0	0	0	0	0	0	0	0	0
17	F	Jason Thompson	0	0	0	0	0	0	0	0	0	0	0	0	0
Own-goals received					1										
Team totals			30	30	2756	35	34	332	133	509	393	102	130	52	6
Opponent totals			30	30	2756	64	63	439	213	413	486	66	172	38	3

GAME-WINNING GOALS: Shavar Thomas 1, Toni Nhlako 1, Jason Kreis 1, Eddie Johnson 1, Chad Deering 1, Ronald Cerritos 1

GAME-WINNING ASSISTS: Oscar Pareja 2, Joselito Vaca 1, Jason Kreis 1, Brad Davis 1

PENALTY KICK GOALS/ATTEMPTS: Jason Kreis 1-2, Brad Davis 2-2, Eddie Johnson 0-1, Ronald Cerritos 1-1

DALLAS BURN INDIVIDUAL GOALKEEPING

UNF	POS	GOALKEEPER	GP	GS	MIN	SHTS	SV	GA	GAA	PG	PA	W	L	T	SC
2	D	Chris Gbandi	1	0	1	0	0	0	0.00	0	0	0	0	0	0
1	GK	D.J. Countess	24	24	2193	173	115	48	1.97	6	10	5	15	4	2
00	GK	Jeff Cassar	7	6	562	40	23	16	2.56	0	0	1	4	1	2
Team totals			30	30	2756	213	138	64	2.09	6	10	6	19	5	4
Opponent totals			30	30	2756	133	96	35	1.14	4	6	19	6	5	8

* = Played with other teams in 2003. Only Dallas Burn statistics listed here.

2003 Game-by-game

Finished Fifth in the Western Conference

DATE	OPPONENT	RESULT	ATT.	W-L-T	POS.	PTS	NOTES:
04/12/2003	Los Angeles	T 1-1 (OT)	9,098	0-0-1	4	1	DAL: O'Brien (4); LA: Ruiz (30)
04/26/2003	New England	L 1-2	8,543	0-1-1	T4	1	DAL: Kreis (72); NE: Jo. Moore (12) Twellman (84)
APRIL RECORD:		0-1-1					
05/03/2003	at D.C. United	T 0-0 (OT)	12,758	0-1-2	4	2	--
05/10/2003	Kansas City	L 1-3	8,317	0-2-2	4	2	DAL: Kreis (53); KC: Quill (12) Brown (15) Klein (66)
05/17/2003	Los Angeles	T 1-1 (OT)	8,085	0-2-3	4	3	DAL: Davis (82); LA: Glington (43)
05/24/2003	at MetroStars	L 1-2	9,110	0-3-3	4	3	DAL: Kreis (63); MET: Mathis (60) Jolley (84)
05/31/2003	D.C. United	W 3-2	7,617	1-3-3	3	6	DAL: Kreis (16) Gbandi (41) Cerritos (75); DC: Convey (51,89)
MAY RECORD:		1-2-2					
06/14/2003	San Jose	L 1-2	7,601	1-4-3	5	6	DAL: Kreis (25); SJ: Mullan (49) Alvarez (87)
06/18/2003	at Chicago	L 1-4	11,728	1-5-3	5	6	DAL: Suarez (78); CHI: Razov (21,87) Ralph (49) Gray (84)
06/21/2003	Colorado	W 3-1	7,810	2-5-3	4	9	DAL: Davis (31) Kreis (45) Vaca (90); COL: Spencer (25)
06/28/2003	at Los Angeles	L 0-3	18,165	2-6-3	T4	9	LA: Victorine (20) Albright (60) Ruiz (63)
JUNE RECORD:		1-3-0					
07/02/2003	D.C. United	L 1-3	6,075	2-7-3	T4	9	DAL: Kreis (74); DC: Nelsen (29) Kovalenko (78) Stoitchkov (88)
07/05/2003	at Columbus	T 0-0 (OT)	14,412	2-7-4	5	10	--
07/12/2003	at Kansas City	L 1-5	16,349	2-8-4	5	10	DAL: Cerritos (63); KC: Brunt (45) Simutenkov (53,56) Quill (68) Armstrong (74)
07/16/2003	at New England	W 2-1	10,361	3-8-4	5	13	DAL: Cerritos (4) Thomas (13); NE: Jo. Moore (44)
07/19/2003	MetroStars	L 1-2 (OT)	8,422	3-9-4	5	13	DAL: Davis (26); MET: Magee (84) Wolyniec (95)
07/26/2003	at San Jose	L 0-3	9,034	3-10-4	5	13	SJ: Mullan (25) Lagos (37) Agoos (90)
JULY RECORD:		1-4-1					
08/09/2003	at Colorado	L 0-2	12,264	3-11-4	5	13	COL: Spencer (3) Chung (47)
08/13/2003	San Jose	L 0-3	5,515	3-12-4	5	13	SJ: Ching (11) Donovan (23,44)
08/16/2003	Kansas City	W 3-2	7,712	4-12-4	5	16	DAL: Vaca (30) Davis (54) Johnson (71); KC: Preki (26) Gomez (77)
08/23/2003	Columbus	L 1-2	7,950	4-13-4	5	16	DAL: Rhine (75); CLB: Buddle (43) Paule (62)
08/30/2003	at Los Angeles	L 1-2	23,263	4-14-4	5	16	DAL: Davis (12); LA: Ruiz (50) Moreno (90)
AUGUST RECORD:		1-4-0					
09/06/2003	at Colorado	L 1-2	15,726	4-15-4	5	16	DAL: Davis (24); COL: Carrieri (54) Henderson (76)
09/13/2003	at Columbus	L 2-3	16,049	4-16-4	5	16	DAL: Dunseth (15) Johnson (52); CLB: Buddle (28,81) McBride (39)
09/20/2003	Chicago	W 2-0	8,010	5-16-4	5	19	DAL: Nhlanko (7) Johnson (45)
09/27/2003	at San Jose	L 2-5	12,219	5-17-4	5	19	DAL: Hendrickson (8) Curtis (14); SJ: De Rosario (0,11,48) Donovan (24,35)
SEPTEMBER RECORD:		1-3-0					
10/04/2003	New England	L 1-4	8,917	5-18-4	5	19	DAL: Pareja (20); NE: Twellman (44,60) Joseph (53) Noonan (75)
10/11/2003	at MetroStars	T 0-0 (OT)	13,567	5-18-5	5	20	--
10/18/2003	at Kansas City	L 0-1	14,923	5-19-5	5	20	KC: Conrad (15)
10/25/2003	Colorado	W 4-3	8,913	6-19-5	5	23	DAL: Rhine (19) own goal (22) Nhlanko (31) Deering (39); COL: Spencer (18,52) Crawford (85)
OCTOBER RECORD:		1-2-1					

PLAYOFFS:

None.

FINAL REGULAR SEASON STANDINGS


EASTERN CONFERENCE

	----- OVERALL -----								----- HOME -----						----- ROAD -----					
	GP	W	L	T	PTS	GF	GA	GD	W	L	T	GF	GA	W	L	T	GF	GA		
Chicago	30	15	7	8	53	53	43	10	10	1	4	31	12	5	6	4	22	31		
New England	30	12	9	9	45	55	47	8	7	4	4	32	23	5	5	5	23	24		
MetroStars	30	11	10	9	42	40	40	0	5	6	4	17	19	6	4	5	23	21		
D.C. United	30	10	11	9	39	38	36	2	6	3	6	20	14	4	8	3	18	22		
Columbus	30	10	12	8	38	44	44	0	6	3	6	24	15	4	9	2	20	29		

WESTERN CONFERENCE

	OVERALL								HOME				ROAD					
	GP	W	L	T	PTS	GF	GA	GD	W	L	T	GF	GA	W	L	T	GF	GA
San Jose	30	14	7	9	51	45	35	10	7	4	4	22	19	7	3	5	23	16
Kansas City	30	11	10	9	42	48	44	4	8	4	3	32	25	3	6	6	16	19
Colorado	30	11	12	7	40	40	45	-5	8	2	5	21	13	3	10	2	19	32
Los Angeles	30	9	12	9	36	35	35	0	9	3	3	25	14	0	9	6	10	21
Dallas	30	6	19	5	23	35	64	-29	5	8	2	24	31	1	11	3	11	33

2002 Season (12-9-7, 43 pts)



HEAD COACH

Mike Jeffries: 12-9-7

PLAYOFFS

Lost to Colorado in the quarterfinals

MLS HONORS

Chad Deering: MLS All-Star

Ryan Suarez: MLS All-Star

Jason Kreis: MLS All-Star Reserve, MLS Player of the Week (7)

Joselito Vaca: MLS All-Star Reserve,

Commissioner's Pick

Oscar Pareja: MLS Best XI

Bobby Rhine: MLS Player of the Week (12)

Antonio Martinez: MLS Player of the Week (22)

TEAM HONORS

Oscar Pareja: MVP

Jason Kreis: Golden Boot

Tenywa Bonseu: Defender of the Year

Matt Jordan: Humanitarian of the Year

2002 FC DALLAS FINAL STATISTICS

UNF	POS	PLAYER	GP	GS	MIN	G	A	SHT	SOG	FC	FS	OFF	CK	C	E
9	F	Jason Kreis	27	26	2303	13	4	81	38	54	36	15	16	5	0
19	F	Bobby Rhine	27	19	1686	7	6	44	19	26	44	19	0	2	0
11	M	Antonio Martinez	26	19	1774	4	10	24	9	25	32	8	62	1	1
20	F	Ronald Cerritos	23	11	1209	4	6	40	25	17	16	23	0	0	0
17	M-D	Jorge Rodriguez	22	17	1693	4	2	30	13	39	11	0	14	4	1
6	D	Steve Morrow	24	24	2199	3	0	12	6	26	14	0	0	3	0
26	M	Ronnie O'Brien	11	4	506	2	2	15	10	13	11	0	4	2	0
7	F	Eddie Johnson	11	2	326	2	1	11	4	7	5	6	0	0	0
10	M	Joselito Vaca	25	23	2005	1	9	44	20	26	29	8	7	7	0
11	M	Oscar Pareja	24	23	2000	1	6	31	15	64	58	5	8	7	0
15	M	Chad Deering	27	22	2168	1	4	24	4	36	23	0	60	5	0
3	D	Ryan Suarez	24	24	2061	1	2	19	10	52	45	2	0	6	1
4	M	Paul Broome	25	25	2315	0	4	4	3	30	38	0	0	7	1
21	F	Hamisi Amani-Dove	6	0	101	0	1	6	1	4	4	2	0	1	0
13	M	Carl Bussey	9	1	184	0	1	3	1	5	7	2	0	0	0
16	M-D	Matt Behncke	3	2	190	0	0	1	1	7	5	0	0	1	0
30	M-D	Tenywa Bonseu	27	27	2370	0	0	6	2	29	17	0	0	4	0
22	GK	D.J. Countess	1	1	100	0	0	0	0	0	0	0	0	0	0
18	D	Richard Farrer	8	7	508	0	0	4	1	2	3	1	0	1	0
22	GK	Matt Jordan	27	27	2511	0	0	0	0	0	5	0	0	0	0
14	D	Lee Morrison	3	1	103	0	0	1	0	3	0	0	0	0	0
24	M	Percy Olivares	6	2	251	0	0	3	0	4	7	0	0	1	0
12	M	Jordan Stone	4	1	91	0	0	0	0	1	1	0	0	0	0
2	D	Chris Gbandi	0	0	0	0	0	0	0	0	0	0	0	0	0
30	GK	Bryheem Hancock	0	0	0	0	0	0	0	0	0	0	0	0	0
30	GK	Josh Lynk	0	0	0	0	0	0	0	0	0	0	0	0	0
30	GK	Greg Sutton	0	0	0	0	0	0	0	0	0	0	0	0	0
30	GK	Scott Vallow (DAL)	0	0	0	0	0	0	0	0	0	0	0	0	0
Own-goals received					1										
Team totals			28	28	2609	44	58	403	182	470	411	91	171	57	4
Opponent totals			28	28	2609	43	61	417	165	430	457	51	161	58	3

GAME-WINNING GOALS: Jason Kreis 5, Bobby Rhine 3, Jorge Rodriguez 1, Ronnie O'Brien 1, Antonio Martinez 1, Eddie Johnson 1

GAME-WINNING ASSISTS: Joselito Vaca 4, Oscar Pareja 4, Ronald Cerritos 3, Antonio Martinez 2, Jason Kreis 2, Chad Deering 2, Three players tied with 1.

PENALTY KICK GOALS/ATTEMPTS: Jorge Rodriguez 3-3

DALLAS BURN INDIVIDUAL GOALKEEPING

UNF	POS	GOALKEEPER	GP	GS	MIN	SHTS	SV	GA	GAA	PG	PA	W	L	T	SC
22	GK	D.J. Countess	1	1	100	7	6	1	0.90	0	0	0	0	1	0
22	GK	Matt Jordan	27	27	2511	158	109	42	1.51	5	6	12	9	6	3
Team totals			28	28	2609	165	115	43	1.48	5	6	12	9	7	3
Opponent totals			28	28	2609	182	130	44	1.52	3	3	9	12	7	5

* = Played with other teams in 2002. Only Dallas Burn statistics listed here.

2002 Game-by-game

Finished Third in the Western Conference

DATE	OPPONENT	RESULT	ATT.	W-L-T	POS.	PTS	NOTES:
03/23/2002	San Jose	L 0-2	15,214	0-1-0	5	0	SJ: DeRosario (11), Donovan (46)
MARCH RECORD:		0-1-0					
04/06/2002	D.C. United	W 2-1	8,565	1-1-0	4	3	DAL: Kreis (63), Rodriguez (84) DC: Quaranta (61)
04/13/2002	at Los Angeles	T 1-1 (OT)	14,127	1-1-1	T4	4	DAL: Kreis (57) LA: Ruiz 85
04/20/2002	Los Angeles	T 1-1 (OT)	17,388	1-1-2	4	5	DAL: Kreis (62) LA: Ruiz 26
04/27/2002	Kansas City	T 1-1 (OT)	14,065	1-1-3	4	6	DAL: Kreis (52) KC: Klein (15)
APRIL RECORD:		1-0-3					
05/04/2002	at MetroStars	W 2-1	15,551	2-1-3	4	9	DAL: Suarez (8), Kreis (39) NY: Serna (42)
05/11/2002	at New England	L 0-2	22,006	2-2-3	4	9	NE: Twellman (6, 40)
05/18/2002	Colorado	W 3-1	10,592	3-2-3	4	12	DAL: Morrow (10, 60), Kreis (54) COL: Spencer (65)
05/25/2002	at Columbus	T 1-1 (OT)	13,773	3-2-4	4	13	DAL: Deering (99+) CLB: Cunningham (66)
MAY RECORD:		2-1-1					
06/01/2002	at Kansas City	T 2-2 (OT)	7,266	3-2-5	T3	14	DAL: Kreis (24), Vaca (60) KC: Fabbro (54, 70)
06/08/2002	Colorado	W 4-1	12,690	4-2-5	T3	17	DAL: Rhine (4, 17, 74), Kreis (35) COL: Chung (95+)
06/15/2002	at Chicago	W 3-1	13,117	5-2-5	2	20	DAL: Kreis (45, 68), Rhine (74) CHI: Wolyniec: (39)
06/22/2002	at Los Angeles	L 0-3	14,588	5-3-5	T2	20	LA: Victorine (58), Lalas (69), Mullan (81)
06/29/2002	Columbus	W 1-0 (OT)	16,186	6-3-5	2	23	DAL: Kreis (98)
JUNE RECORD:		3-1-1					
07/04/2002	MetroStars	W 2-0	16,055	7-3-5	2	26	DAL: Rhine (38), Kreis (83)
07/06/2002	at Kansas City	T 1-1 (OT)	7,461	7-3-6	2	27	DAL: Cerritos (62) KC: McKeon (51)
07/13/2002	San Jose	W 2-1	13,035	8-3-6	2	30	DAL: Own goal (50), O'Brien (88) SJ: DeRosario (92+)
07/20/2002	at San Jose	L 0-4	12,616	8-4-6	2	30	SJ: Graziani (3), Lagos (28), DeRosario (42), Donovan (88)
07/27/2002	at Colorado	T 2-2 (OT)	13,143	8-4-7	2	31	DAL: Cerritos (53), Morrow (92+) COL: Carrieri 62, Chung (76)
07/31/2002	Kansas City	L 0-1	7,959	8-5-7	T2	31	KC: Armstrong (77)
JULY RECORD:		2-2-2					
08/10/2002	Chicago	W 3-1	10,505	9-5-7	2	34	DAL: Pareja (25), Kreis (89), O'Brien (91+) CHI: Stoitchkov: (64)
08/17/2002	at MetroStars	W 3-1	12,471	10-5-7	2	37	DAL: Cerritos (67), Martinez (76, 86) NY: Paule (48)
08/21/2002	at San Jose	L 1-3	9,089	10-6-7	3	37	DAL: Rodriguez (43) SJ: Graziani (7), Donovan (33), Corrales (63)
08/24/2002	Los Angeles	W 1-0 (OT)	15,883	11-6-7	2	40	DAL: Rhine (96)
AUGUST RECORD:		3-1-0					
09/01/2002	at Colorado	L 2-3	12,754	11-7-7	3	40	DAL: Johnson (34), Martinez (67) COL: Hendersoon (12), Kingsley (21), Carrieri (87)
09/05/2002	MetroStars	L 1-3	7,913	11-8-7	3	40	DAL: Cerritos (14) NY: Mathis (2), Faria (62, 73)
09/14/2002	New England	L 1-2	17,652	11-9-7	4	40	DAL: Rodriguez (81) NE: Twellman (35, 64)
09/19/2002	at D.C. United	W 4-3 (OT)	13,889	12-9-7	3	43	DAL: Rodriguez (35), Martinez (74), Rhine (80), Johnson (96)
SEPTEMBER RECORD:		1-3-0					DC: Convey (48), Zambrano (65), Curtis (92+)
PLAYOFFS:							
DATE	OPPONENT	RESULT	ATT.	W-L-T	RND.	NOTES:	
9/25/2002	Colorado	W 4-2	6,360	1-0-0	QTR	DAL: Morrow: (26), Kreis (49), Deering (68), Martinez (70) COL: Valderrama (2), Spencer (75)	
9/28/2002	at Colorado	L 1-0	1,301	1-1-0	QTR	COL: Carrieri (78)	
10/2/2002	Colorado	L 2-1	8,008	1-2-0	QTR	DAL: Rhine (6) COL: Spencer (22), Chung (101)	

FINAL REGULAR SEASON STANDINGS

EASTERN CONFERENCE

	----- OVERALL -----								----- HOME -----					----- ROAD -----				
	GP	W	L	T	PTS	GF	GA	GD	W	L	T	GF	GA	W	L	T	GF	GA
New England	28	12	14	2	38	49	49	0	7	7	0	26	22	5	7	2	23	27
Columbus	28	11	12	5	38	44	43	1	6	4	4	17	15	5	8	1	27	28
Chicago	28	11	13	4	37	43	38	5	5	5	4	23	19	6	8	0	20	19
MetroStars	28	11	15	2	35	41	47	-6	4	8	2	21	22	7	7	0	20	25
D.C. United	28	9	14	5	32	31	40	-9	8	4	2	25	20	1	10	3	6	20

WESTERN CONFERENCE

	----- OVERALL -----								----- HOME -----					----- ROAD -----				
	GP	W	L	T	PTS	GF	GA	GD	W	L	T	GF	GA	W	L	T	GF	GA
Los Angeles	28	16	9	3	51	44	33	11	11	1	2	27	10	5	8	1	17	23
San Jose	28	14	11	3	45	45	35	10	12	1	1	33	12	2	10	2	12	23
Dallas	28	12	9	7	43	44	43	1	8	4	2	22	15	4	5	5	22	28
Colorado	28	13	11	4	43	43	48	-5	9	3	2	30	19	4	8	2	13	29
Kansas City	28	9	10	9	36	37	45	-8	7	4	3	22	21	2	6	6	15	24

2001 Season (10-11-5, 35 pts)



HEAD COACH

Mike Jeffries: 10-11-5

PLAYOFFS

Lost to Chicago in the quarterfinals

MLS HONORS

Chad Deering: MLS All-Star

Jason Kreis: MLS All-Star

Ariel Graziani: MLS All-Star

Lubos Kubik: MLS All-Star

TEAM HONORS

Oscar Pareja: MVP

Ariel Graziani: Golden Boot

Jorge Rodriguez: Defender of the Year

Matt Jordan: Humanitarian of the Year

2001 FC DALLAS FINAL STATISTICS

UNF	POS	PLAYER	GP	GS	MIN	G	A	SHT	SOG	FC	FS	OFF	CK	C	E
20	F	Ariel Graziani	25	24	2208	11	8	83	40	39	41	37	21	6	0
9	F	Jason Kreis	25	25	2175	7	10	77	32	31	38	15	46	2	0
17	M-D	Jorge Rodriguez	24	24	2232	6	4	35	17	35	18	0	0	5	0
19	F	Bobby Rhine	18	10	972	5	7	37	24	24	20	11	3	2	0
8	M	Oscar Pareja	24	24	2113	2	12	42	16	59	56	3	7	6	0
15	M	Chad Deering	25	25	2317	2	4	30	12	47	22	0	37	5	0
10	M	Joselito Vaca	21	17	1461	2	4	25	9	23	24	5	2	1	0
18	D	Richard Farrer	25	24	2108	2	3	5	3	28	16	2	1	6	0
3	D	Ryan Suarez	20	19	1666	2	3	11	5	34	23	3	0	6	0
17	F	Aleksey Korol	15	3	372	2	1	12	6	12	2	1	1	1	0
7	F	Eddie Johnson	10	1	263	2	0	10	4	7	3	1	0	0	0
11	M	Antonio Martinez	17	10	1011	1	9	9	4	15	17	8	27	1	0
4	M	Paul Broome	22	16	1513	1	2	2	2	30	18	0	1	4	0
5	D	Lubos Kubik	11	11	998	1	2	12	5	12	6	0	1	0	1
2	D	Eric Dade	21	20	1639	0	1	8	1	38	16	1	0	6	0
12	M	Miles Joseph	9	3	389	0	1	8	3	9	5	0	2	2	0
24	M	John DeBrito (DAL)	0	0	0	0	0	0	0	0	0	0	0	0	0
14	M-F	Ted Eck	9	3	323	0	0	2	2	14	2	0	0	1	1
24	M-F	Justin Evans (TOT)	15	3	622	0	0	0	0	17	6	0	0	3	1
24	M-F	Justin Evans (DAL)	9	1	300	0	0	0	0	6	5	0	0	2	1
1	GK	Matt Jordan	26	26	2388	0	0	0	0	1	2	0	0	1	0
25	D	Josue Mayard	3	0	27	0	0	1	0	1	0	0	0	0	0
22	GK	Chris Snitko	1	0	24	0	0	0	0	0	0	0	0	0	0
21	F	Hamisi Amani-Dove	0	0	0	0	0	0	0	0	0	0	0	0	0
26	GK	Cole Burgman	0	0	0	0	0	0	0	0	0	0	0	0	0
26	GK	Jon Busch	0	0	0	0	0	0	0	0	0	0	0	0	0
22	GK	Alex Deegan (DAL)	0	0	0	0	0	0	0	0	0	0	0	0	0
26	GK	Matt Napoleon (DAL)	0	0	0	0	0	0	0	0	0	0	0	0	0
26	GK	Eric Pogue	0	0	0	0	0	0	0	0	0	0	0	0	0
26	GK	Dan Popik	0	0	0	0	0	0	0	0	0	0	0	0	0
13	M	Miguel Saavedra	0	0	0	0	0	0	0	0	0	0	0	0	0
26	GK	Adam Throop (DAL)	0	0	0	0	0	0	0	0	0	0	0	0	0
Own-goals received					2										
Team totals			26	26	2412	48	71	409	185	465	334	87	149	57	3
Opponent totals			26	26	2412	47	58	314	140	350	452	60	142	47	3

GAME-WINNING GOALS: Jorge Rodriguez 2, Jason Kreis 2, Ariel Graziani 2, Joselito Vaca 1, Ryan Suarez 1, Bobby Rhine 1

GAME-WINNING ASSISTS: Oscar Pareja 4, Bobby Rhine 2, Antonio Martinez 2, Chad Deering 2, Jason Kreis 1, Paul Broome 1

PENALTY KICK GOALS/ATTEMPTS: Jorge Rodriguez 3-3

DALLAS BURN INDIVIDUAL GOALKEEPING

NF	POS	GOALKEEPER	GP	GS	MIN	SHTS	SV	GA	GAA	PG	PA	W	L	T	S
1	GK	Matt Jordan	26	26	2388	138	91	45	1.70	2	6	10	11	5	9
22	GK	Chris Snitko	1	0	24	2	0	2	7.50	0	0	0	0	0	0
Team totals			26	26	2412	140	91	47	1.75	2	6	10	11	5	9
Opponent totals			26	26	2412	185	131	48	1.79	3	3	11	10	5	5

* = Played with other teams in 2001. Only Dallas Burn statistics listed here.

2001 Game-by-game Finished Third in the Western Conference

DATE	OPPONENT	RESULT	ATT.	W-L-T	POS.	PTS	NOTES:
04/07/2001	Tampa Bay	L 2-4	15,124	0-1-0	4	0	DAL: Rodriguez (16, 26) TB: Ralston (14), Addo (21), Curtis (51), Diallo (55)
04/14/2001	at San Jose	W 1-0	13,919	1-1-0	T3	3	DAL: Rhine (19)
04/21/2001	Chicago	W 3-2 (OT)	9,785	2-1-0	T1	6	DAL: Rhine (82), Kreis (91) Graziani (96) CHI: Bocanegra (42), Beasley (81)
04/28/2001	at MetroStars	L 2-3	17,543	2-2-0	T2	6	DAL: Farrer (71), Rodriguez (93+) NY: Villegas (22), Chung (32) Mathis (60) COL: Bravo (87)
05/05/2001	Colorado	L 0-1	14,504	2-3-0	T2	6	DAL: Rodriguez (46+), Kreis (58), Farrer (77), Graziani (82)
05/12/2001	Columbus	W 4-0	14,087	3-3-0	2	9	
05/19/2001	at Los Angeles	T 0-0 (OT)	15,881	3-3-1	2	10	--
05/23/2001	San Jose	L 0-2	7,505	3-4-1	2	10	SJ: Cerritos (15), DeRosario (92+)
06/02/2001	Miami	L 2-6	10,049	3-5-1	T2	10	DAL: Rhine (8), Graziani (79) MIA: Marshall (2), Serna (25, 84, 87), Chacon (34), Mastroeni (52)
06/06/2001	at Tampa Bay	W 1-0	5,834	4-5-1	2	13	DAL: Kreis (15)
06/09/2001	D.C. United	W 3-0	11,114	5-5-1	2	16	DAL: Suarez (17), Rhine (29), Martinez (73)
06/16/2001	at Colorado	W 6-3	12,652	6-5-1	2	19	DAL: Own goal (6, 56), Suarez (29), Vaca (35), Broome (83), Korol (90) COL: Balboa (25), Diaz Arce (28, 36)
06/23/2001	Columbus	L 1-2	10,940	6-6-1	2	19	DAL: Graziani (19) CLB: Lapper (30), West (54)
06/30/2001	Los Angeles	T 0-0 (OT)	16,104	6-6-2	2	20	--
07/04/2001	New England	T 1-1 (OT)	21,343	6-6-3	2	21	DAL: Johnson (95+) NE: Cate (29)
07/07/2001	at Columbus	T 2-2 (OT)	18,937	6-6-4	2	22	DAL: Deering (75), Kreis (82) CLB: Perez (81), Buddle (90)
07/14/2001	at Kansas City	L 2-3	8,031	6-7-4	2	22	DAL: Pareja (21), Graziani (53) TB: Lassiter (73, 75), Lowe (89)
07/18/2001	Tampa Bay	W 3-0	7,119	7-7-4	2	25	DAL: Kreis (36), Graziani (49), Rodriguez (53)
07/21/2001	at Chicago	L 1-2 (OT)	20,357	7-8-4	3	25	DAL: Graziani (11) CHI: Stoitchov (77), Wynalda (99)
08/04/2001	at New England	L 1-5	10,326	7-9-4	3	25	DAL: Korol (86) NE: Sunsing (9), Chronopolous (49, 81), Okah (76), Cate (76)
08/11/2001	MetroStars	W 3-0	11,877	8-9-4	3	28	DAL: Vaca (25), Kreis (34), Johnson (74)
08/15/2001	at Columbus	L 0-3	19,008	8-10-4	3	28	CLB: Maisonneuve (18), Washington (75), Perez (91+)
08/18/2001	at Miami	L 2-4	9,750	8-11-4	3	28	DAL: Kreis (23), Deering (56) MIA: Chacon (36,78), Preki (51), Henderson (90)
08/25/2001	Kansas City	W 3-0	13,914	9-11-4	3	31	DAL: Graziani (7, 57), Kubik (37)
08/29/2001	at Tampa Bay	W 3-2 (OT)	4,286	10-11-4	3	34	DAL: Pareja (25), Graziani (67), Rodriguez (97) TB: Ralston (8), Barclay (89)
09/08/2001	at Chicago	T 2-2 (OT)	24,866	10-11-5	3	35	DAL: Rhine (86), Graziani (91+) CHI: Gutierrez (68), Nowak (81)
PLAYOFFS:							
DATE	OPPONENT	RESULT	ATT.	W-L-T	RND.	PTS	NOTES:
9/20/2001	at Chicago	L 2-0	8,314	0-1-0	QTR		CHI: Bocanegra (40), Whitfield (98+)
9/23/2001	Chicago	D 1-1	17,149	0-1-1	QTR		DAL: Deering (27) CHI: Beasley (84)
9/29/2001	at Chicago	L 2-0	12,811	0-2-1	QTR		CHI: Kovalenko (17), Armas (55)

FINAL REGULAR SEASON STANDINGS

EASTERN CONFERENCE

	----- OVERALL -----								----- HOME -----					----- ROAD -----				
	GP	W	L	T	PTS	GF	GA	GD	W	L	T	GF	GA	W	L	T	GF	GA
Miami	26	16	5	5	53	57	36	21	10	2	2	34	22	6	3	3	23	14
MetroStars	26	13	10	3	42	38	35	3	9	3	1	23	14	4	7	2	15	21
New England	27	7	14	6	27	35	52	-17	6	5	2	25	25	1	9	4	10	27
D.C. United	26	8	16	2	26	42	50	-8	6	4	2	26	19	2	12	0	16	31


CENTRAL CONFERENCE

	OVERALL								HOME					ROAD				
	GP	W	L	T	PTS	GF	GA	GD	W	L	T	GF	GA	W	L	T	GF	GA
Chicago	27	16	6	5	53	50	30	20	9	2	3	26	14	7	4	2	24	16
Columbus	26	13	7	6	45	49	36	13	7	1	5	29	15	6	6	1	20	21
Dallas	26	10	11	5	35	48	47	1	6	5	2	25	18	4	6	3	23	29
Tampa Bay	27	4	21	2	14	32	68	-36	2	10	2	18	28	2	11	0	14	40

WESTERN CONFERENCE

	OVERALL								HOME					ROAD				
	GP	W	L	T	PTS	GF	GA	GD	W	L	T	GF	GA	W	L	T	GF	GA
Los Angeles	26	14	7	5	47	52	36	6	9	3	1	26	12	5	4	4	26	24
San Jose	26	13	7	6	45	47	29	18	8	2	3	28	12	5	5	3	19	17
Kansas City	27	11	13	3	36	33	53	-20	8	4	1	19	21	3	9	2	14	32
Colorado	26	5	13	8	23	36	47	-11	3	6	4	18	22	2	7	4	18	25

2000 Season (14-14-4, 46 pts)



HEAD COACH

Dave Dir: 14-14-4

PLAYOFFS

Lost to New York in the quarterfinals

MLS HONORS

Jason Kreis: MLS All-Star

Ariel Graziani: MLS All-Star, MLS Player of the Week (Weeks 1,16)

TEAM HONORS

Ariel Graziani: MVP

Jason Kreis: Golden Boot

Jorge Rodriguez: Defender of the Year

2000 FC DALLAS FINAL STATISTICS

UNF	POS	PLAYER	GP	GS	MIN	G	A	SHT	SOG	FC	FS	OFF	CK	C	E
20	F	Ariel Graziani	24	24	2138	15	3	74	45	58	62	37	7	6	1
9	F	Jason Kreis	27	27	2409	11	13	82	41	61	51	14	5	4	0
16	F	Aleksey Korol	21	11	1024	5	3	30	17	18	12	10	3	0	0
17	M-D	Jorge Rodriguez	25	22	2066	4	6	17	8	22	16	0	2	3	1
2	D	Eric Dade	31	30	2666	4	2	12	9	57	24	1	0	3	0
8	M	Oscar Pareja	29	27	2354	3	10	37	15	58	77	3	24	6	0
41	M-F	Ted Eck	29	22	1918	3	2	16	7	45	46	0	1	5	0
15	M	Chad Deering	29	24	2195	2	9	34	16	43	29	4	63	8	0
6	M	Lazo Alavanja	24	15	1440	2	5	16	5	32	23	0	15	4	0
11	M	Antonio Martinez	15	3	531	2	3	9	5	12	14	5	12	1	0
19	F	Bobby Rhine	23	17	1384	1	6	27	14	23	28	13	5	0	0
7	M	Mark Santel	25	18	1744	1	4	13	7	23	27	8	5	0	0
*5	M	Esmundo Rodriguez	3	1	84	1	0	1	1	0	2	1	0	0	0
4	M	Paul Broome	20	12	1112	0	7	6	2	18	23	4	1	5	0
23	M	Sergi Daniv	18	16	1319	0	2	15	5	30	33	3	0	4	2
10	D	Ricardo Iribarren	22	21	1675	0	2	1	1	53	14	0	0	10	0
18	D	Richard Farrer	28	20	2095	0	1	0	0	17	19	0	0	2	0
22	GK	Matt Jordan	31	31	2830	0	1	0	0	2	7	0	0	0	0
*14	F	Mike Burke	2	0	41	0	0	1	1	1	0	0	0	0	0
13	M	Brian Haynes	1	0	23	0	0	1	0	1	0	0	0	0	0
21	GK	Johann Noetzel	1	1	90	0	0	0	0	0	0	0	0	0	0
12	D	Brandon Pollard	15	9	828	0	0	0	0	14	13	0	0	1	0
24	M-F	Angel Rivillo	1	0	19	0	0	0	0	0	0	0	0	0	0
5	M	Kirk Wilson	1	45	0	0	0	0	0	1	0	0	0	0	0
3	M-F	Steve Bernal	0	0	0	0	0	0	0	0	0	0	0	0	0
Team totals			32	32	2920	54	79	392	199	588	521	103	143	62	4
Opponent totals			32	32	2920	54	65	419	196	536	571	86	177	62	4

GAME-WINNING GOALS: Jason Kreis 4, Aleksey Korol 2, Ariel Graziani 2, Eric Dade 2, Jorge Rodriguez 1, Antonio Martinez 1, Ted Eck 1, Chad Deering 1

GAME-WINNING ASSISTS: Oscar Pareja 4, Jason Kreis 4, Bobby Rhine 3, Mark Santel 2, Ariel Graziani 2, Chad Deering 2, Four players tied with 1.

PENALTY KICK GOALS/ATTEMPTS: Jorge Rodriguez 1-1

DALLAS BURN INDIVIDUAL GOALKEEPING

UNF	POS	GOALKEEPER	GP	GS	MIN	SHTS	SV	GA	GAA	PG	PA	W	L	T	S
21	GK	Johann Noetzel	1	1	90	8	7	1	1.00	0	0	1	0	0	0
22	GK	Matt Jordan	31	31	2830	188	124	53	1.69	4	5	13	14	4	7
Team totals			32	32	2920	196	131	54	1.66	4	5	14	14	4	7
Opponent totals			32	32	2920	199	127	54	1.66	1	1	14	14	4	6

* = Played with other teams in 2000. Only Dallas Burn statistics listed here.

2000 Game-by-game

Finished Third in the Central Conference

DATE	OPPONENT	RESULT	ATT.	W-L-T	POS.	PTS	NOTES:
03/18/2000	Chicago	W 4-2	12,891	1-0-0	T1	3	DAL: Kreis (28); Graziani (55); Dade (79); Graziani (85) CHI: Stoitchoy (14, 42) COL: Balboa (80)
03/25/2000	Colorado	L 0-1	13,119	1-1-0	T2	3	
MARCH RECORD: 1-1-0							
04/01/2000	Tampa Bay	W 1-0	11,491	2-1-0	T1	6	DAL: Kreis (69)
04/08/2000	New England	W 2-1	14,758	3-1-0	1	9	DAL: Graziani (38), Kreis (74) NE: Torres (42)
04/15/2000	at Los Angeles	L 1-2	16,241	3-2-0	T1	9	DAL: Graziani (83) LA: Caligiuri (17), Mathis (67)
04/22/2000	at San Jose	L 0-5	8,871	3-3-0	T1	9	SJ: Cerritos (10, 36), Brose (14), Conteh (40, 70)
04/29/2000	Columbus	W 2-1	15,277	4-3-0	T1	12	DAL: Pareja (13), Graziani (37) CLB: Washington (24)
APRIL RECORD: 3-2-0							
05/06/2000	at Tampa Bay	L 1-3	7,051	4-4-0	3	12	DAL: Graziani (14) TB: Diallo (45, 84) Anderson (90)
05/13/2000	Los Angeles	T 1-1 (OT)	20,417	4-4-1	3	13	DAL: Kreis (46+) LA: Caligiuri (55)
05/20/2000	at Columbus	L 1-2	13,548	4-5-1	T3	13	DAL: Kreis (71) CLB: Washington (10) West (61)
05/24/2000	at Chicago	L 3-4	5,330	4-6-1	T3	13	DAL: J.Rodriguez (37), Kreis (57), Deering (63) CHI: Own goal (51), Rasov (79, 91+), Kovalenko (89)
05/27/2000	at D.C. United	L 2-3	18,120	4-7-1	4	13	DAL: Kreis (13), Kreis (47) DC: Albright (11), Llamasa (22), Own goal (75)
MAY RECORD: 0-4-1							
06/03/2000	Tampa Bay	L 2-3	7,099	4-8-1	4	13	DAL: Dade (8), J.Rodriguez (85) TB: Diallo (5, 29), Valderrama (71)
06/07/2000	Columbus	W 3-2	7,815	5-8-1	4	16	DAL: Alavanja (11), Eck (83), Korol (89) CLB: West (18), Perez (43)
06/10/2000	at Columbus	T 1-1 (OT)	14,925	5-8-2	4	17	DAL: Korol (4) CLB: Farrell (72)
06/17/2000	Kansas City	W 4-1	7,912	6-8-2	3	20	DAL: Graziani (15), Kreis (66), Graziani (82), Santel (90) KC: McKeon (45)
06/21/2000	at Kansas City	T 0-0 (OT)	5,675	6-8-3	3	21	--
06/24/2000	at D.C. United	L 0-2	17,186	6-9-3	4	21	DC: Albright (65), Diaz Arce (90)
06/28/2000	at Colorado	L 0-1	4,640	6-10-3	4	21	COL: Vermillion (55)
JUNE RECORD: 2-3-2							
07/01/2000	Los Angeles	W 4-2	19,644	7-10-3	4	24	DAL: Graziani (26), Graziani (38), Eck (49), Kreis (81) LA: Hernandez (83), Vanney (93+)
07/05/2000	at MetroStars	L 1-2	9,193	7-11-3	4	24	DAL: Eck (24) NY: Mathis (31), Walsh (59)
07/08/2000	D.C. United	W 3-0	9,394	8-11-3	3	27	DAL: Dade (13), Alavanja (36), Graziani (78)
07/15/2000	at Miami	W 3-0	6,387	9-11-3	4	30	DAL: Graziani (24, 44), Dade (56)
07/19/2000	Miami	T 1-1 (OT)	6,974	9-11-4	T3	31	DAL: E.Rodriguez (21) MIA: McKinley (39)
JULY RECORD: 3-1-1							
08/02/2000	at New England	W 2-1	13,910	10-11-4	T3	34	DAL: Rhine (21), Kreis (87) NE: Harris (87)
08/05/2000	at Tampa Bay	L 1-2	10,327	10-12-4	4	34	DAL: Korol (90+) TB: Lagos (20, 47)
08/12/2000	D.C. United	W 1-0	10,204	11-12-4	3	37	DAL: Martinez (87)
08/16/2000	Chicago	W 3-0	4,869	12-12-4	3	40	DAL: Korol (25); Korol (67); Pareja (82)
08/26/2000	MetroStars	L 4-6	12,940	12-13-4	3	40	DAL: Graziani (26), J.Rodriguez (46+), Pareja (54), Martinez (64) NY: Mathis (3, 26, 40, 68, 83), Valencia (88) CHI: Wolff (18, 59), Beasley (71, 77)
08/30/2000	at Chicago	L 0-4	8,256	12-14-4	3	40	
AUGUST RECORD: 3-3-0							
09/06/2000	at Los Angeles	W 1-0	11,744	13-14-4	3	43	DAL: J.Rodriguez (37)
09/09/2000	San Jose	W 2-1	14,833	14-14-4	3	46	DAL: Graziani (44), Deering (89) SJ: Solis (59)
SEPTEMBER RECORD: 2-0-0							

PLAYOFFS:

DATE	OPPONENT	RESULT	ATT.	W-L-T	RND	NOTES:
09/15/2000	at MetroStars	L 1-2 (OT)	14,868	0-1-0	QTR	DAL: Rhine (67); MET: Mathis (34) Valencia (100)
09/20/2000	MetroStars	L 1-2	7,555	0-2-0	QTR	DAL: J. Rodriguez (82); MET: Mathis (53,81)

FINAL REGULAR SEASON STANDINGS

EASTERN CONFERENCE

	OVERALL								HOME				ROAD			
	GP	W	L	T	PTS	GF	GA	GD	W	L	T	GF	GA	W	L	T
MetroStars	32	17	12	3	54	64	56	8	9	4	3	32	24	8	8	0
New England	32	13	13	6	45	47	49	-2	9	4	3	27	20	4	9	3
Miami	32	12	15	5	41	54	56	-2	8	5	3	31	26	4	10	2
D.C. United	32	8	18	6	30	44	63	-19	6	7	3	25	31	2	11	3

CENTRAL CONFERENCE

	OVERALL								HOME				ROAD			
	GP	W	L	T	PTS	GF	GA	GD	W	L	T	GF	GA	W	L	T
Chicago	32	17	9	6	57	67	51	16	13	2	1	40	18	4	7	5
Tampa Bay	32	16	12	4	52	62	50	12	10	4	2	38	23	6	8	2
Dallas	32	14	14	4	46	54	54	0	11	3	2	37	22	3	11	2
Columbus	32	11	16	5	38	48	58	-10	7	6	3	29	25	4	10	2

WESTERN CONFERENCE

	OVERALL								HOME				ROAD			
	GP	W	L	T	PTS	GF	GA	GD	W	L	T	GF	GA	W	L	T
Kansas City	32	16	7	9	57	47	29	18	11	4	1	27	14	5	3	8
Los Angeles	32	14	10	8	50	47	37	10	8	3	5	20	15	6	7	3
Colorado	32	13	15	4	43	43	59	-16	8	5	3	19	21	5	10	1
San Jose	32	7	17	8	29	35	50	-15	5	6	5	26	22	2	11	3

1999 Season (19-13-0, 51 pts)



HEAD COACH
Dave Dir, 19-13-0

PLAYOFFS
Lost to Los Angeles in semifinals.

MLS HONORS
Jason Kreis: MLS All-Star, MLS Best XI, MLS Scoring Champion (18 Goals, 15 Assists), Player of the Month (June), Player of the Week (Weeks, 1, 5, 12, 17, 29, 30)
Matt Jordan: MLS All-Star, Player of the Week (Week 4)
Ariel Graziani: MLS Player of the Week (Weeks 23)

TEAM HONORS
Jason Kreis: MVP, Golden Boot
Matt Jordan: Defender of the Year

1999 DALLAS BURN STATISTICS

UNF	POS	PLAYER	GP	GS	MIN	G	A	SHT	SOG	FC	FS	OFF	CK	C	E
9	F	Jason Kreis	32	32	2815	18	15	114	57	49	58	29	79	5	0
15	M	Chad Deering	25	22	1936	4	7	39	22	39	24	0	11	2	0
11	M	Oscar Pareja	27	25	1954	4	6	32	17	37	59	7	37	3	0
10	F	Dante Washington	21	10	989	4	4	36	18	20	21	15	0	0	0
41	M/F	Ted Eck	31	25	2290	4	3	27	13	35	42	0	1	4	0
*20	F	Ariel Graziani (DAL)	8	8	692	4	1	23	12	11	17	12	0	1	0
17	M/D	Jorge Rodriguez	30	28	2538	3	3	20	10	33	28	3	4	3	0
11	F	John Jairo Trellez	17	9	792	3	2	16	7	10	16	15	1	0	0
18	D	Richard Farrer	30	29	2608	2	1	7	4	14	16	0	0	1	1
19	F	Bobby Rhine	16	4	488	2	1	4	2	4	7	11	0	0	0
7	M	Mark Santel	26	22	1779	1	6	13	9	19	23	11	6	1	0
4	M	Paul Broome	13	5	627	1	2	12	8	10	15	4	0	2	0
13	M	Brian Haynes	18	3	532	1	2	6	1	10	8	0	8	1	1
16	M	Temoc Suarez	17	11	944	1	1	11	5	15	16	2	10	4	0
20	F	*Mickey Trotman	4	3	230	1	1	13	5	8	9	4	1	0	0
14	M	*Leonel Alvarez	21	20	1794	0	6	14	6	36	22	1	0	3	1
23	M	Sergi Daniv	13	12	1015	0	2	16	8	26	15	0	1	4	0
12	D	Brandon Pollard	31	31	2790	0	2	5	0	40	34	1	0	5	0
22	GK	Matt Jordan	29	29	2584	0	1	0	0	1	3	0	0	1	1
21	M	Lazo Alavanja	1	0	45	0	0	1	0	0	0	0	0	0	0
2	D	Eric Dade	24	19	1630	0	0	1	0	26	11	0	0	5	1
1	GK	Mark Dodd	6	3	296	0	0	0	0	0	0	0	0	0	0
5	M	Kirk Wilson	5	2	222	0	0	3	1	5	2	0	0	0	0
6	F	Gabe Jones	0	0	0	0	0	0	0	0	0	0	0	0	0
24	D	Andrew Parrish	0	0	0	0	0	0	0	0	0	0	0	0	0
25	GK	Miguel Pineda	0	0	0	0	0	0	0	0	0	0	0	0	0
24	GK	Scott Vallow	0	0	0	0	0	0	0	0	0	0	0	0	0
Own-goals received						1									
Team totals			32	32	2880	54	66	413	205	448	446	115	159	45	5
Opponent totals			32	32	2880	35	44	436	195	466	423	52	197	44	5

GAME-WINNING GOALS: Jason Kreis 6, Jorge Rodriguez 2, Oscar Pareja 2, Ariel Graziani 2, four players tied with 1.

GAME-WINNING ASSISTS: Jason Kreis 7, Ted Eck 3, Leonel Alvarez 3, Mark Santel 2, Oscar Pareja 2, eight players tied with 1.

PENALTY KICK GOALS/ATTEMPTS: Jason Kreis 1-2, Oscar Pareja 1-1

DALLAS BURN INDIVIDUAL GOALKEEPING

UNF	POS	GOALKEEPER	GP	GS	MIN	SHTS	SV	GA	GAA	PG	PA	W	L	T	SO
22	GK	Matt Jordan	29	29	2584	172	133	31	1.08	0	2	17	11	0	11
1	GK	Mark Dodd	6	3	296	23	18	4	1.22	0	0	2	2	0	1
Team totals			32	32	2880	195	151	35	1.09	0	2	19	13	0	12
Opponent totals			32	32	2880	205	141	54	1.69	2	3	13	19	0	5

* = Played with other teams in 1999. Only Dallas Burn statistics listed here.

1999 Game-by-game

Finished Second in the Western Conference

DATE	OPPONENT	RESULT	ATT.	W-L-T	POS.	PTS	NOTES:
03/20/1999	Kansas City	W 4-0	17,112	1-0-0	T1	3	DAL: Trotman(53); Kreis (55); Kreis (80); Kreis (84)
03/28/1999	at Los Angeles	L 0-0 (2-3)	27,034	1-1-0	2	3	--
MARCH RECORD:		2-1-0					
04/10/1999	at Chicago	W 0-0 (3-1)	27,311	2-1-0	2	4	--
04/15/1999	at Miami	L 1-1 (0-3)	7,013	2-2-0	2	4	DAL: Washington (58) MIA: Serna (74)
04/18/1999	Tampa Bay	W 2-1	13,697	3-2-0	2	7	DAL: Kreis (39); Kreis (90) TB: Shannon (87)
04/24/1999	Columbus	W 2-0	12,241	4-2-0	2	10	DAL: Pareja (4); Kreis (39)
04/30/1999	at San Jose	L 1-1 (2-3)	10,071	4-3-0	2	10	DAL: Suarez (7) SJ: Cerritos (14)
APRIL RECORD:		3-2-0					
05/08/1999	Colorado	L 1-1 (1-2)	10,550	4-4-0	2	10	DAL: Kreis (88) COL: Bravo (80)
05/15/1999	San Jose	W 2-1	16,372	5-4-0	2	13	DAL: Rhine (9); Rhine (65) SJ: Barrett (10)
05/22/1999	at San Jose	L 1-1 (1-3)	12,133	5-5-0	3	13	DAL: Kreis (81) SJ: Cerritos (10)
05/26/1999	Miami	W 2-1	7,529	6-5-0	2	16	DAL: Trellez (34); Rodriguez (85) MIA: Serna (50)
MAY RECORD:		2-2-0					
06/05/1999	at MetroStars	W 5-2	11,567	7-5-0	1	19	DAL: Trellez (31); Santel (39); Kreis (59); Kreis (66), Haynes (78) NY: Kelly (51), Walsh (84)
06/12/1999	at Kansas City	L 0-1	9,336	7-6-0	2	19	KC: Own goal (61)
06/16/1999	D.C. United	W 3-0	8,817	8-6-0	1	22	DAL: Washington (69); Deering (75); Washington (79)
06/19/1999	at Colorado	L 1-2	11,112	8-7-0	2	22	DAL: Eck (24) COL: Bravo (13), Dely Valdes (78)
06/26/1999	New England	W 2-0	12,561	9-7-0	2	25	Rodriguez (37); Kreis (90)
JUNE RECORD:		3-2-0					
07/02/1999	at Chicago	L 1-1 (3-4)	12,185	9-8-0	2	25	DAL: Pareja (35) CHI: Wolff (65)
07/04/1999	Chicago	L 1-2	17,621	9-9-0	T2	25	DAL: Own Goal (Kotschau) (15) CHI: Razov (4, 35)
07/10/1999	Kansas City	W 5-0	7,485	10-9-0	T2	28	DAL: Kreis (8), Deering (80), Broome (84), Eck (89), Kreis (90)
07/24/1999	at Columbus	L 1-4	19,356	10-10-0	T2	28	DAL: Eck's (90) CLB: Elcock (28), Cunningham (42), John (50), West (71)
07/31/1999	Colorado	L 0-2	13,712	10-11-0	T3	28	COL: Harris (8), Anderson (58)
JULY RECORD:		1-4-0					
08/04/1999	MetroStars	W 2-0	7,622	11-11-0	2	31	NY: Kreis (71); Trellez (85)
08/14/1999	at Los Angeles	L 0-2	14,635	11-12-0	4	31	LA: Hendrickson (7), Own goal (58)
08/18/1999	at Colorado	W 3-0	5,942	12-12-0	T3	34	DAL: Graziani (4), Pareja (30), Rodriguez (85)
08/22/1999	Chicago	W 3-3 (4-3)	7,237	13-12-0	3	35	DAL: Graziani (39), Deering (43), Farrer (55) CHI: Wolff (49, 90) Kovalenko (53)
08/28/1999	Los Angeles	W 1-0	14,033	14-12-0	4	38	DAL: Graziani (53)
AUGUST RECORD:		4-1-0					
09/04/1999	at D.C. United	L 1-4	12,093	14-13-0	4	38	DAL: Graziani (28) DC: Moreno (17), Etcheverry (24, 47), Maessner (76)
09/11/1999	San Jose	W 1-0	15,584	15-13-0	4	41	DAL: Kreis (78)
09/18/1999	at Kansas City	W 1-1 (3-0)	6,096	16-13-0	4	42	DAL: Eck (75) KC: Lalas (86)
09/24/1999	at New England	W 1-0	9,273	17-13-0	3	45	DAL: Pareja (70)
SEPTEMBER RECORD:		3-1-0					
10/03/1999	Los Angeles	W 4-3	13,208	18-13-0	T2	48	DAL: Kreis (7), Kreis (64), Deering (73), Farrer (77) LA: Hermosillo (26, 44), Own goal (30)
10/10/1999	at Tampa Bay	W 2-1	13,189	19-13-0	2	51	DAL: Washington (16), Kreis (82) TB: Lagos (71)
OCTOBER RECORD:		2-0-0					
PLAYOFFS:							
DATE	OPPONENT	RESULT	ATT.	W-L-T	RND	NOTES:	
10/16/1999	Chicago	W 2-1	10,980	1-0-0	QTR	DAL: Graziani (52) Santel (75); CHI: Ball (79)	
10/23/1999	at Chicago	L 0-4	13,197	1-1-0	QTR	CHI: Nowak (18), Kosecki (36), Razov (43), Kovalenko (46)	
10/27/1999	Chicago	W 3-2	9,795	2-1-0	QTR	DAL: Deering (55) Rodriguez (84) Graziani (86) CHI: Razov (3) Marsch (5)	
10/31/1999	at Los Angeles	L 1-2	17,372	2-2-0	SEM	DAL: Graziani (75) LA: Cienfuegos (39) Hendrickson (90)	
11/07/1999	Los Angeles	W 3-2	13,816	3-2-0	SEM	DAL: Graziani (33,73); LA: Hermosillo (13,54)	
11/11/1999	at Los Angeles	L 1-3	25,703	3-3-0	SEM	DAL: Kreis (89) LA: Vanney (3) Hermosillo (20) Cienfuegos (68)	

FINAL REGULAR SEASON STANDINGS

EASTERN CONFERENCE

	----- OVERALL -----						----- HOME -----						----- ROAD -----					
	GP	W	L	T	PTS	GF	GA	GD	W	L	T	GF	GA	W	L	T	GF	GA
D.C. United	32	23	9	0	57	65	43	22	10	6	0	32	22	13	3	0	33	21
Columbus	32	19	13	0	45	48	39	9	10	6	0	29	18	9	7	0	19	21
Tampa Bay	32	14	18	0	32	51	50	1	6	10	0	25	29	8	8	0	26	21
Miami	32	13	19	0	29	42	59	-17	10	6	0	26	22	3	13	0	16	37
New England	32	12	20	0	26	38	53	-15	6	10	0	20	28	6	10	0	18	25
New York	32	7	25	0	15	32	64	-32	3	13	0	17	30	4	12	0	15	34

WESTERN CONFERENCE

	----- OVERALL -----						----- HOME -----						----- ROAD -----					
	GP	W	L	T	PTS	GF	GA	GD	W	L	T	GF	GA	W	L	T	GF	GA
Los Angeles	32	20	12	0	54	49	29	20	12	4	0	24	10	8	8	0	25	19
Dallas	32	19	13	0	51	54	35	19	13	3	0	35	14	6	10	0	19	21
Chicago	32	18	14	0	48	51	36	15	10	6	0	26	13	8	8	0	25	23
Colorado	32	20	12	0	48	38	39	-1	11	5	0	19	15	9	7	0	19	24
San Jose	32	19	13	0	37	48	49	-1	13	3	0	28	22	6	10	0	20	27
Kansas City	32	8	24	0	20	33	53	-20	6	10	0	24	21	2	14	0	9	32

1998 Season (15-17-0, 37 pts)



HEAD COACH

Dave Dir, 15-17-0

PLAYOFFS

Lost to Los Angeles in quarterfinals.

MLS HONORS

Leon Alvarez: MLS All-Star Reserve

TEAM HONORS

Jorge Rodriguez: MVP, Defender of the Year

Jason Kreis: Golden Boot

1998 DALLAS BURN STATISTICS

UNF	POS	PLAYER	GP	GS	MIN	G	A	SHT	SOG	FC	FS	OFF	CK	C	E
9	F	Jason Kreis	30	30	2578	9	8	97	39	33	43	11	68	6	1
10	F	Dante Washington	28	21	1852	7	5	51	28	18	27	25	0	1	0
20	F	Mickey Trotman	23	15	1278	5	3	43	17	29	33	18	1	3	0
11	F	*Damian	13	12	893	4	2	31	18	8	34	5	45	3	0
17	M/D	Jorge Rodriguez	30	28	2569	4	2	20	9	29	19	0	4	4	0
15	M	Chad Deering	14	13	1114	3	1	16	4	17	11	0	0	1	1
8	F	Gerell Elliott	17	11	1100	3	1	31	19	3	16	3	0	1	0
13	M	Brian Haynes	31	11	1414	3	1	22	12	22	10	5	31	0	0
41	M/F	Ted Eck	31	28	2331	2	2	34	10	33	32	1	0	5	1
16	M	Temoc Suarez	20	10	831	1	4	16	7	16	12	3	3	1	0
18	D	Richard Farrer	28	24	2119	1	2	11	4	33	13	3	0	3	0
5	M	Jorge Flores	14	8	777	1	0	11	4	13	7	0	1	4	0
*11	M	Oscar Pareja (DAL)	6	4	398	0	2	4	0	5	19	1	1	1	0
14	M	Leonel Alvarez	27	27	2338	0	6	19	6	63	34	2	3	12	2
7	M	Mark Santel	21	20	1634	0	4	12	8	28	15	5	1	3	0
66	M	Alain Sutter	4	4	341	0	2	7	2	1	11	0	24	1	0
1	GK	Mark Dodd	25	24	2205	0	1	0	0	0	3	0	0	1	0
*6	M	Brian Bates (DAL)	4	2	127	0	0	0	0	2	0	0	0	0	0
19	D	Chris Brown	1	0	16	0	0	0	0	0	0	0	0	0	0
2	D	Eric Dade	20	15	1393	0	0	1	0	11	7	0	0	5	0
22	GK	Matt Jordan	1	1	45	0	0	0	0	0	1	0	0	0	0
30	GK	Garth Lagerwey	8	7	630	0	0	0	0	1	3	0	0	1	0
12	D	Brandon Pollard	29	26	2373	0	0	3	2	49	24	0	0	4	0
25	F	Juan Sastoque	3	0	49	0	0	0	0	0	0	1	0	0	0
7	F	Darren Sawatzky	1	0	3	0	0	0	0	0	0	0	0	0	0
6	D	*Tom Soehn	14	11	1020	0	0	2	0	19	9	0	0	3	0
19	F	Edgar Hernandez	0	0	0	0	0	0	0	0	0	0	0	0	0
15	D	Zion Renfrum	0	0	0	0	0	0	0	0	0	0	0	0	0
21	D	Andrew Restrepo	0	0	0	0	0	0	0	0	0	0	0	0	0
Team totals			32	32	2880	43	46	431	189	433	383	83	182	63	6
Opponent totals			32	32	2880	59	71	461	227	413	423	84	194	47	3

GAME-WINNING GOALS: Jason Kreis 6, Jorge Rodriguez 2, Dante Washington 1, Chad Deering 1, Damian 1.

GAME-WINNING ASSISTS: Oscar Pareja 2, Jason Kreis 2, Leonel Alvarez 2, six players with 1.

PENALTY KICK GOALS/ATTEMPTS: Jason Kreis 0-1, Leonel Alvarez 0-1, Damian 1-1

DALLAS BURN INDIVIDUAL GOALKEEPING

UNF	POS	GOALKEEPER	GP	GS	MIN	SHTS	SV	GA	GAA	PG	PA	W	L	T	SO
1	GK	Mark Dodd	25	24	2205	179	134	42	1.71	3	4	11	13	0	6
30	GK	Garth Lagerwey	8	7	630	44	28	14	2.00	1	1	4	3	0	0
22	GK	Matt Jordan	1	1	45	4	1	3	6.00	0	0	0	1	0	0
Team totals			32	32	2880	227	163	59	1.84	4	5	15	17	0	6
Opponent totals			32	32	2880	189	131	43	1.34	1	3	17	15	0	6

* = Played with other teams in 1998. Only Dallas Burn statistics listed here.

1998 Game-by-game

Finished Fourth in the Western Conference

DATE	OPPONENT	RESULT	ATT.	W-L-T	POS.	PTS	NOTES:
03/21/1998	Colorado	W 1-1 (2-1)	11,103	1-0-0	T2	1	DAL: Washington (37) COL: Bravo (27)
03/29/1998	Columbus	W 2-1	10,216	2-0-0	T1	4	DAL: Elliott (39), Washington (66) CLB: McBride (12)
MARCH RECORD:		2-0-0					
04/05/1998	at San Jose	W 2-2 (3-2)	10,069	3-0-0	3	5	DAL: Eck (5); Kreis (48) SJ: Wynalda (13), Mella (83)
04/11/1998	at Tampa Bay	L 1-3	11,820	3-1-0	4	5	DAL: Flores (57) TB: Gilmar (11), Hejduk (14, 48)
04/18/1998	San Jose	L 1-2	12,939	3-2-0	5	5	DAL: Elliott (52) SJ: Mella (71), Lozano (76)
04/25/1998	Kansas City	W 3-1	13,134	4-2-0	2	8	DAL: Elliott (50), Damian (68), Washington (83) KC: Tinsley (30)
APRIL RECORD:		2-2-0					
05/06/1998	at MetroStars	W 1-0	10,300	5-2-0	2	11	DAL: Kreis (19)
05/16/1998	Colorado	W 2-1	15,280	6-2-0	2	14	DAL: Washington (12); Kreis (62) COL: Harris (86)
05/20/1998	Kansas City	L 1-1 (3-4)	9,197	6-3-0	2	14	DAL: Trotman (86) KC: Own goal (84)
05/23/1998	at Los Angeles	L 1-4	21,173	6-4-0	4	14	DAL: Haynes (63) LA: Sanchez (4), Mathis (25, 66), Welton (48)
05/31/1998	Miami	W 2-0	10,101	7-4-0	2	17	DAL: Kreis (37) Washington (82)
MAY RECORD:		3-2-0					
06/04/1998	Los Angeles	L 1-8	10,047	7-5-0	2	17	DAL: Damian (44) LA: Welton (13), Vanney (18), Mathis (45) LA: Hendrickson (47, 81), Karapetyan (82, 85)
06/07/1998	at D.C. United	W 4-4 (3-1)	13,454	8-5-0	3	18	DAL: Suarez (24), Farrer (38), Damian (56), Trotman (88) DC: Lassiter (19, 70), Etcheverry (31). Own goal (88)
06/17/1998	at Chicago	L 0-1	9,638	8-6-0	3	18	CHI: Kubik (64)
06/21/1998	Tampa Bay	L 0-1	10,238	8-7-0	3	18	TB: Prampin (50)
06/27/1998	at New England	W 3-3 (4-2)	18,206	9-7-0	3	19	DAL: Kreis (19), Damian (44), Eck (65) NE: Diaz Arce (6), Own goal (9), Gorter (28)
JUNE RECORD:		2-3-0					
07/01/1998	at Chicago	L 1-4	13,615	9-8-0	3	19	DAL: Haynes (14) CHI: Kubik (7), Razov (16), Kozacki (20), Podbrozny (36)
07/04/1998	Chicago	L 0-1	12,372	9-9-0	4	19	CHI: Kubik (37)
07/11/1998	at Kansas City	L 0-2	10,053	9-10-0	5	19	KC: Wright (47), Johnson (90)
07/18/1998	New England	L 1-3	10,073	9-11-0	5	19	DAL: Trotman (32) NE: McKinley (49), Moore (67, 88)
07/25/1998	at Columbus	W 2-1	15,628	10-11-0	5	22	DAL: Trotman (10), Rodriguez (85) CLB: Yeagley (41)
07/29/1998	Los Angeles	W 3-0	9,720	11-11-0	4	25	DAL: Kreis (6); Trotman (52); Washington (71)
JULY RECORD:		2-4-0					
08/07/1998	D.C. United	L 0-1	9,437	11-12-0	4	25	DC: Lassiter (57)
08/15/1998	at Colorado	W 1-0	8,321	12-12-0	4	28	DAL: Deering (57)
08/19/1998	at Miami	L 1-2	7,051	12-13-0	4	28	DAL: Deering (85) MIA: Valderrama (50), Gutierrez (87)
08/22/1998	at San Jose	L 1-1 (0-2)	11,706	12-14-0	4	28	DAL: Haynes (76) SJ: Cerritos (32)
08/29/1998	MetroStars	W 2-0	11,235	13-14-0	4	31	DAL: Kreis (72), Washington (87)
AUGUST RECORD:		2-3-0					
09/02/1998	at Los Angeles	L 0-3	9,113	13-15-0	4	31	LA: Cienfuegos (29), Hermosillo (54), Jones (70)
09/10/1998	Chicago	W 3-2	9,745	14-15-0	4	34	DAL: Kreis (7), Washington (83), Rodriguez (90) CHI: Razov (49), Wolff (60)
09/13/1998	San Jose	L 1-3	10,325	14-16-0	4	34	DAL: Deering (19) SJ: Barrett (25), Dragutsevich (67, 73)
09/19/1998	at Kansas City	W 1-0	13,146	15-16-0	4	37	DAL: Kreis (25)
09/26/1998	at Colorado	L 1-3	15,022	15-17-0	4	37	DAL: Rodriguez (57) COL: Balboa (2, 16), Waldir (32)
SEPTEMBER RECORD:		2-3-0					
PLAYOFFS:							
DATE	OPPONENT	RESULT	ATT.	W-L-T	RND	PTS	NOTES:
10/01/1998	at Los Angeles	L 1-6	10,047	0-1-0	QTR		DAL: Washington (47) LA: Pena (10,69) Hermosillo (16,32), Cienfuegos (20) Welton (41)
10/04/1998	Los Angeles	L 2-3	8,130	0-2-0	QTR		DAL: Haynes (44) Kreis (48) LA: Hendrickson (80) Caligiuri (85) Mathis (88)
11/11/1999	at Los Angeles	L 1-3	25,703	3-3-0	SEM		DAL: Kreis (89) LA: Vanney (3) Hermosillo (20) Cienfuegos (68)

FINAL REGULAR SEASON STANDINGS

EASTERN CONFERENCE

	----- OVERALL -----						----- HOME -----						----- ROAD -----					
	GP	W	L	T	PTS	GF	GA	GD	W	L	T	GF	GA	W	L	T	GF	GA
D.C. United	32	24	8	0	58	74	48	26	14	2	0	40	26	10	6	2	34	22
Columbus	32	15	17	0	45	67	56	11	11	5	0	49	31	4	12	0	18	25
New York	32	15	17	0	39	54	63	-9	10	6	0	39	33	5	11	0	15	30
Miami	32	15	17	0	35	46	68	-22	11	5	0	31	30	4	12	0	15	38
Tampa Bay	32	12	20	0	34	46	57	-11	6	10	0	23	24	6	10	0	23	33
New England	32	11	21	0	29	53	66	-13	6	10	0	25	27	5	11	0	28	39

WESTERN CONFERENCE

	----- OVERALL -----						----- HOME -----						----- ROAD -----					
	GP	W	L	T	PTS	GF	GA	GD	W	L	T	GF	GA	W	L	T	GF	GA
Los Angeles	32	24	8	0	68	85	44	41	11	5	0	41	21	13	3	0	44	23
Chicago	32	20	12	0	56	62	45	17	13	3	0	40	17	7	9	0	22	28
Colorado	32	16	16	0	44	62	69	-7	11	5	0	31	24	5	11	0	31	45
Dallas	32	15	17	0	37	43	59	-16	8	8	0	23	26	7	9	0	20	33
San Jose	32	13	19	0	33	48	60	-12	8	8	0	23	21	5	11	0	25	39
Kansas City	32	12	20	0	32	45	50	-5	10	6	0	26	14	2	14	0	19	36

1997 Season (16-16-0, 42 pts)



HEAD COACH

Dave Dir, 16-16-0

PLAYOFFS

Lost to Colorado in semifinals.

MLS HONORS

Dante Washington: MLS All-Star, Player of the Week (Weeks 5, 18)

Damian: MLS All-Star, Player of the Week (9)

Alain Sutter: MLS All-Star, Player of the Month (May)

Mark Dodd: MLS All-Star

Diego Sonora: MLS All-Star

Mark Santel: MLS All-Star Reserve

TEAM HONORS

Mark Dodd: MVP, Defender of the Year

Dante Washington: Golden Boot

1997 DALLAS BURN STATISTICS

UNF	POS	PLAYER	GP	GS	MIN	G	A	SHT	SOG	FC	FS	OFF	CK	C	E
10	F	Dante Washington	30	25	2162	12	6	69	38	29	56	23	0	6	0
11	F	Damian	19	19	1479	11	7	68	34	19	61	42	25	7	2
9	F	Jason Kreis	32	21	2200	8	6	61	28	44	44	4	21	3	0
8	F	Gerell Elliott	28	15	1500	7	5	45	34	8	22	22	1	0	0
17	M-D	Jorge Rodriguez	24	21	1874	4	1	38	21	23	26	4	14	3	0
66	M	Alain Sutter	21	21	1801	2	8	46	24	19	37	4	43	3	0
7	M	Mark Santel	31	26	2470	2	6	12	5	38	12	5	4	4	0
22	M	Daniel Peinado	25	22	1870	2	4	13	9	57	46	0	0	4	1
3	D	Wade Webber	18	18	1588	2	1	7	3	27	13	1	1	1	0
41	M-F	Ted Eck	30	22	1839	1	4	27	11	53	32	4	0	1	1
16	M	Temoc Suarez	19	6	721	1	3	10	3	10	12	3	6	0	0
4	D	Diego Sonora	16	16	1421	1	2	9	4	15	25	7	28	2	0
5	M	Jorge Flores	12	8	667	1	1	6	3	12	8	0	7	0	0
6	D	Tom Soehn	25	21	1948	0	2	7	4	29	18	0	0	3	0
9	M	Peter Hattrup	7	2	225	0	1	4	2	3	1	2	4	0	0
12	D	Brandon Pollard	21	16	1526	0	1	0	0	26	25	0	0	1	0
2	D	Eric Dade	15	14	1306	0	0	4	2	31	8	0	0	1	0
1	GK	Mark Dodd	30	30	2700	0	0	1	1	2	7	0	0	0	0
18	D	Richard Farrer	8	6	503	0	0	1	1	5	3	2	0	0	0
13	M	Brian Haynes	1	1	70	0	0	0	0	3	1	0	0	1	0
27	M-F	Gabe Jones	1	0	7	0	0	0	0	0	0	0	1	0	0
30	GK	Garth Lagerwey	2	2	180	0	0	0	0	0	0	0	0	0	0
24	D	Joey Martinez	19	19	1503	0	0	2	2	24	5	0	0	4	0
25	F	Juan Sastoque	2	0	23	0	0	0	0	1	1	2	0	0	0
20	F	Dan Stebbins	1	1	38	0	0	1	1	0	2	0	0	0	0
00	GK	Jeff Cassar	0	0	0	0	0	0	0	0	0	0	0	0	0
30	GK	Marcus Roy	0	0	0	0	0	0	0	0	0	0	0	0	0
Own-goals received						1									
Team totals			32	32	2880	55	58	431	230	478	465	125	155	44	4
Opponent totals			32	32	2880	49	50	500	263	465	478	72	197	42	2

GAME-WINNING GOALS: Dante Washington 3, Damian 3, Alain Sutter 2, Temoc Suarez 1, Jorge Rodriguez 1, Jason Kreis 1, Jorge Flores 1, Gerell Elliott 1

GAME-WINNING ASSISTS: Mark Santel 3, Dante Washington 2, Daniel Peinado 2, Jason Kreis 2, Damian 2, Four players with 1.

PENALTY KICK GOALS/ATTEMPTS: Jason Kreis 4-4, Damian 4-4, Dante Washington 0-1, Peter Hattrup 0-1

DALLAS BURN INDIVIDUAL GOALKEEPING

UNF	POS	GOALKEEPER	GP	GS	MIN	SHTS	SV	GA	GAA	PG	PA	W	L	T	SO
30	GK	Garth Lagerwey	2	2	180	14	13	1	0.50	0	0	2	0	0	1
1	GK	Mark Dodd	30	30	2700	249	183	48	1.60	6	9	14	16	0	3
Team totals			32	32	2880	263	196	49	1.53	6	9	16	16	0	4
Opponent totals			32	32	2880	230	164	55	1.72	8	10	16	16	0	3

* = Played with other teams in 1997. Only Dallas Burn statistics listed here.

1997 Game-by-game

Finished Third in the Western Conference

DATE	OPPONENT	RESULT	ATT.	W-L-T	POS.	PTS	NOTES:
03/29/1997	New England	L 0-1	11,063	0-1-0	T3	0	NE: own goal (38)
MARCH RECORD:		0-1-0					
04/05/1997	San Jose	W 2-1	6,195	1-1-0	T2	3	DAL: Santel (37) Elliott (66); SJ: Dayak (57)
04/13/1997	at Columbus	L 1-2	10,662	1-2-0	T3	3	DAL: Rodriguez (53); CLB: McBride (6,75)
04/18/1997	at Kansas City	L 1-2	6,272	1-3-0	T3	3	DAL: Elliott (39); KC: Klopas (22) Chung (80)
04/20/1997	Colorado	W 4-1	5,911	2-3-0	2	6	DAL: Washington (25,77) Suarez (49) Elliott (57); COL: C. Henderson (73)
04/23/1997	at Colorado	L 0-1	4,120	2-4-0	T2	6	COL: Bravo (25)
04/26/1997	at Los Angeles	W 2-1	15,247	3-4-0	T1	7	DAL: Elliott (70); LA: Cienfuegos (73)
APRIL RECORD:		3-3-0					
05/04/1997	D.C. United	W 3-2	12,166	4-4-0	2	8	DAL: own goal (33) Kreis (76); DC: Agoos (5) Moreno (88)
05/10/1997	at D.C. United	W 3-2	15,493	5-4-0	T2	9	DAL: Washington (2) Kreis (88); DC: Diaz Arce (50) Pope (75)
05/17/1997	Tampa Bay	W 2-0	15,238	6-4-0	1	12	DAL: Washington (25) Damian (63)
05/23/1997	at Tampa Bay	W 3-1	10,112	7-4-0	1	15	DAL: Sonora (37) Sutter (52) Elliott (73); TB: Lassiter (57)
MAY RECORD:		4-0-0					
06/01/1997	at New England	L 1-3	10,242	7-5-0	2	15	DAL: Eck (41); NE: Conde (63) Baba (65,82)
06/06/1997	Kansas City	L 1-2	9,014	7-6-0	2	15	DAL: Damian (49); KC: Wright (52)
06/15/1997	MetroStars	W 3-1	10,897	8-6-0	3	18	DAL: Washington (48) Damian (62) Kreis (75); MET: Joseph (54)
06/22/1997	at New England	L 2-3	15,819	8-7-0	3	18	DAL: Damian (19) Kreis (27); NE: Farias (29) A. Lalas (65)
06/28/1997	at San Jose	L 1-3	11,941	8-8-0	3	18	DAL: Damian (18); SJ: Medved (48) Lozzano (71) Kinnear (89)
JUNE RECORD:		1-4-0					
07/04/1997	D.C. United	L 2-3	16,089	8-9-0	3	18	DAL: Peinado (4) Damian (54); DC: Iroha (2) Sanneh (23) Diaz Arce (74)
07/06/1997	at Kansas City	W 3-1	9,205	9-9-0	3	21	DAL: Rodriguez (47,81) Sutter (70); KC: Tinsley (54)
07/13/1997	at Columbus	W 2-1	12,329	10-9-0	3	24	DAL: Webber (20) Flores (45); CLB: McBride (17)
07/18/1997	San Jose	W 3-1	7,371	11-9-0	2	27	DAL: Washington (42,46,68); SJ: Baicher (25)
07/20/1997	at Colorado	W 4-2	8,125	12-9-0	2	30	DAL: Damian (31,63) Peinado (46) Washington (73); COL: Paz (5,13)
07/25/1997	Los Angeles	L 0-3	13,136	12-10-0	2	30	LA: Cienfuegos (57) Hurtado (66,77)
JULY RECORD:		4-2-0					
08/02/1997	Kansas City	L 1-2	7,910	12-11-0	2	30	DAL: Elliott (75); KC: Chung (63) Preki (78)
08/15/1997	at Tampa Bay	L 1-2	8,329	12-12-0	3	30	DAL: Kreis (88); TB: George (28) Lassiter (69)
08/23/1997	MetroStars	L 1-2	9,092	12-13-0	3	30	DAL: Damian (58); MET: own goal (60) Savarese (76)
08/31/1997	Colorado	W 4-1	4,451	13-13-0	3	33	DAL: Kreis (31,76) Washington (35,67); COL: Trittschuh (71)
AUGUST RECORD:		1-3-0					
09/06/1997	Columbus	W 3-0	10,383	14-13-0	2	36	DAL: Rodriguez (66) Washington (74) Webber (76)
09/11/1997	at San Jose	W 1-0	7,955	15-13-0	2	39	DAL: Damian (70)
09/14/1997	Los Angeles	L 1-3	9,032	15-14-0	2	39	DAL: Santel (89); LA: Karapetyan (44) Pena (60) C. Jones (65)
09/16/1997	at MetroStars	W 1-0	11,484	16-14-0	2	42	DAL: Kreis (33)
09/19/1997	at Los Angeles	L 1-2	19,421	16-15-0	2	42	DAL: Damian (54); LA: Armas (35) Welton (83)
09/25/1997	New England	L 1-2	6,897	16-16-0	2	42	DAL: Elliott (31); NE: Moore (58) Keegan (88)
SEPTEMBER RECORD:		3-3-0					

PLAYOFFS:

DATE	OPPONENT	RESULT	ATT.	W-L-T	RND	NOTES:
10/5/1997	at Los Angeles	W 1-0	18,921	1-0-0	QTR	--
10/8/1997	Los Angeles	W 3-0	11,248	2-0-0	QTR	DAL: Washington (29, 69), Peinado (86)
10/12/1997	Colorado	L 0-1	7,376	2-1-0	SEM	COL: Henerdson (42)
10/15/1997	at Colorado	L 1-2	18,452	2-2-0	SEM	DAL: Damian (5) COL: Patino (22), Henderson (87)

FINAL REGULAR SEASON STANDINGS

EASTERN CONFERENCE									
----- OVERALL -----									
	GP	W	L	T	PTS	GF	GA	GD	
D.C. United	32	21	11	0	55	70	53	17	11 5 0 39 24
Tampa Bay	32	17	15	0	45	55	60	-5	12 4 0 34 22
Columbus	32	15	17	0	39	42	41	1	11 5 0 25 15
New England	32	15	17	0	37	40	53	-13	11 5 0 25 20
New York	32	13	19	0	35	43	53	-10	9 7 0 25 22
----- HOME -----									
	W	L	T	GF	GA				
D.C. United	10	6	0	31	29				
Tampa Bay	5	11	0	21	38				
Columbus	4	12	0	17	26				
New England	4	12	0	15	33				
New York	4	12	0	18	31				
----- ROAD -----									
	W	L	T	GF	GA				
D.C. United	10	6	0	31	29				
Tampa Bay	5	11	0	21	38				
Columbus	4	12	0	17	26				
New England	4	12	0	15	33				
New York	4	12	0	18	31				
WESTERN CONFERENCE									
----- OVERALL -----									
	GP	W	L	T	PTS	GF	GA	GD	
Kansas City	32	21	11	0	49	57	51	6	12 4 0 35 24
Los Angeles	32	16	16	0	44	55	44	11	10 6 0 31 18
Dallas	32	16	16	0	42	55	49	6	8 8 0 31 18
Colorado	32	14	18	0	38	50	59	-9	9 7 0 29 23
San Jose	32	12	20	0	30	55	59	-4	6 10 0 29 28
----- HOME -----									
	W	L	T	GF	GA				
Kansas City	9	7	0	22	27				
Los Angeles	6	10	0	24	26				
Dallas	8	8	0	25	25				
Colorado	5	11	0	21	36				
San Jose	6	10	0	26	31				
----- ROAD -----									
	W	L	T	GF	GA				
Kansas City	9	7	0	22	27				
Los Angeles	6	10	0	24	26				
Dallas	8	8	0	25	25				
Colorado	5	11	0	21	36				
San Jose	6	10	0	26	31				

1996 Season (17-15-0, 41 pts)



HEAD COACH

Dave Dir, 17-15-0

PLAYOFFS

Lost to Kansas City in quarterfinals.

MLS HONORS

Leonel Alvarez: MLS All-Star, MLS Best XI, Player of the Week (Week 19)

Jason Kreis: MLS All-Star, Player of the Month (July)

Mark Dodd: MLS All-Star Reserve, MLS Best XI, MLS

Goalkeeper of the Year, Player of the Week (Week 11)

Mark Santel: MLS All-Star Reserve

Diego Sonora: MLS All-Star Reserve

TEAM HONORS

Leonel Alvarez: MVP

Jason Kreis: Golden Boot

Mark Dodd: Defender of the Year

1996 DALLAS BURN STATISTICS

UNF	POS	PLAYER	GP	GS	MIN	G	A	SHT	SOG	FC	FS	OFF	CK	C	E
9	F	Jason Kreis	31	29	2564	13	5	90	41	38	48	7	47	4	0
9	F	Hugo Sanchez	23	21	1708	6	3	40	23	27	36	9	0	6	1
8	F	Gerell Elliott	20	16	1523	5	7	43	24	15	25	20	1	0	0
13	M	Brian Haynes	26	23	1983	4	3	29	16	26	40	3	48	1	0
10	M-F	Washington Rodriguez	14	9	806	4	2	28	16	16	18	7	10	2	1
14	M	Leonel Alvarez	22	22	1959	3	5	22	14	35	32	3	1	14	2
*17	F-M	John Kerr	12	10	840	3	1	18	10	8	14	6	2	0	0
4	D	Diego Sonora	31	31	2720	2	7	23	13	46	49	7	2	5	0
41	M-F	Ted Eck	26	16	1564	2	6	24	15	34	37	18	3	3	0
11	M	Lawrence Lozano	31	31	2688	2	1	25	15	50	55	7	0	3	0
7	M	Mark Santel	30	28	2613	1	2	13	8	28	20	4	10	5	0
4	M	Chad Ashton	23	10	974	1	0	23	8	11	12	0	27	1	0
18	D	Richard Farrer	31	31	2758	1	0	3	2	35	29	1	0	2	0
*17	M	Zak Ibsen (DAL)	16	14	1238	1	0	7	6	22	17	1	0	1	0
*10	F	Dante Washington	6	2	257	1	0	10	5	5	10	2	0	0	0
00	GK	Jeff Cassar	2	1	104	0	0	0	0	0	0	0	0	1	0
1	GK	Mark Dodd	31	31	2776	0	0	0	0	0	3	0	0	1	0
5	M	Jorge Flores	8	3	292	0	0	3	2	5	4	0	1	2	0
23	F	Jimmy Glenn	9	0	115	0	0	5	4	2	1	2	0	0	0
23	D	Rene Ortiz	2	1	96	0	0	0	0	2	0	0	0	0	0
12	D	Brandon Pollard	10	9	820	0	0	3	1	8	8	0	0	0	0
3	D	Ed Puskarich	18	14	1238	0	0	2	1	12	14	1	0	2	0
Own-goals received					1										
Team totals			32	32	2880	50	42	411	224	425	472	98	152	53	4
Opponent totals			32	32	2880	48	45	443	244	473	424	82	184	47	3

GAME-WINNING GOALS: Jason Kreis 3, Washington Rodriguez 2, Seven players tied with 1.

GAME-WINNING ASSISTS: Gerell Elliott 2, Ted Eck 2, Leonel Alvarez 2, Diego Sonora 1, Hugo Sanchez 1, Washington Rodriguez 1, John Kerr 1, Brian Haynes 1.

PENALTY KICK GOALS/ATTEMPTS: Hugo Sanchez 1-1, Washington Rodriguez 1-1, Leonel Alvarez 1-1.

DALLAS BURN INDIVIDUAL GOALKEEPING

UNF	POS	GOALKEEPER	GP	GS	MIN	SHTS	SV	GA	GAA	PG	PA	W	L	T	SO
1	GK	Mark Dodd	31	31	2776	235	160	45	1.46	5	5	17	14	0	6
00	GK	Jeff Cassar	2	1	104	9	6	3	2.60	0	0	0	1	0	0
Team totals			32	32	2880	244	166	48	1.50	5	5	17	15	0	6
Opponent totals			32	32	2880	224	141	50	1.56	3	3	15	17	0	9

* = Played with other teams in 1996. Only Dallas Burn statistics listed here.

1996 Game-by-game

Finished Second in the Western Conference

DATE	OPPONENT	RESULT	ATT.	W-L-T	POS.	PTS	NOTES:
04/14/1996	San Jose	W 1-0	27,779	1-0-0	4	1	
04/18/1996	Kansas City	W 3-0	9,405	2-0-0	1	4	DAL: Kreis (48) Rodriguez (72) Kerr (85)
04/21/1996	at Colorado	L 1-3	21,711	2-1-0	T2	4	DAL: Kerr (59); COL: Balboa (48,64) Bartlett (57)
04/28/1996	at Tampa Bay	W 2-1	14,084	3-1-0	2	7	DAL: Kreis (24) Rodriguez (30); TB: Lassiter (81)
APRIL RECORD:		3-1-0					
05/01/1996	at D.C. United	L 1-3	11,253	3-2-0	2	7	DAL: Rodriguez (43); DC: Diaz Arce (15) Etcheverry (53) Rammel (64)
05/05/1996	Columbus	W 1-0	35,250	4-2-0	2	8	
05/11/1996	at Kansas City	W 3-2	17,706	5-2-0	2	11	DAL: Kreis (27) Kerr (79) Rodriguez (85); KC: Preki (38,45)
05/18/1996	D.C. United	W 3-2	23,251	6-2-0	2	14	DAL: Kreis (40,82) Sanchez (88); DC: Sannhe (65) Agoos (90)
05/23/1996	Tampa Bay	L 0-1	11,457	6-3-0	2	14	TB: Lassiter (82)
05/29/1996	at Colorado	L 0-2	10,971	6-4-0	2	14	COL: C. Henderson (24) Harbor (67)
MAY RECORD:		3-2-0					
06/02/1996	MetroStars	L 0-1	10,610	6-5-0	2	14	MET: Wood (62)
06/08/1996	San Jose	W 4-1	25,187	7-5-0	2	17	DAL: Sanchez (15) Kreis (33) own goal (44) Sonora (65); SJ: E. Espinoza (12)
06/15/1996	Colorado	W 2-1	9,704	8-5-0	2	18	DAL: Sanchez (73); COL: Harbor (0)
06/19/1996	at MetroStars	L 0-1	14,322	8-6-0	2	18	
06/23/1996	at New England	W 4-1	17,066	9-6-0	2	21	DAL: Lozano (36) Farrer (48) Santel (60) Haynes (89); NE: Keegan (27)
06/29/1996	Kansas City	L 0-1	9,615	9-7-0	2	21	KC: Sorber (39)
JUNE RECORD:		3-3-0					
07/04/1996	D.C. United	W 2-1	16,177	10-7-0	T2	22	DAL: Kreis (33); DC: Diaz Arce (61)
07/07/1996	at D.C. United	L 1-6	11,244	10-8-0	T3	22	DAL: Ashton (69); DC: Diaz Arce (3,48,61,63) Rammel (18,77)
07/10/1996	at MetroStars	L 2-3	17,416	10-9-0	T3	22	DAL: Alvarez (63) Sanchez (66); MET: Caricola (35) Savarese (48,77)
07/17/1996	Los Angeles	W 5-2	17,665	11-9-0	T3	25	DAL: Kreis (23,47) Ibsen (28) Haynes (69) Elliott (83); LA: Hurtado (66) Jones (70)
07/20/1996	at Kansas City	W 2-1	11,592	12-9-0	T2	28	DAL: Kreis (13) Elliott (75); KC: Preki (22)
07/27/1996	Colorado	W 3-0	9,081	13-9-0	2	31	DAL: Alvarez (53) Sanchez (64) Elliott (78)
07/31/1996	at Columbus	W 2-1	13,190	14-9-0	2	34	DAL: Kreis (27) Lozano (47); CLB: McBride (83)
JULY RECORD:		5-2-0					
08/10/1996	Tampa Bay	W 2-1	12,503	15-9-0	2	37	DAL: Alvarez (16) Haynes (32); TB: Lassiter (35)
08/14/1996	Columbus	L 2-3	7,338	15-10-0	2	37	DAL: Elliott (73,76); CLB: Carrera (62) McBride (83)
08/22/1996	at San Jose	L 0-1	13,359	15-11-0	3	37	SJ:
08/25/1996	at Los Angeles	W 3-2	19,279	16-11-0	T1	40	DAL: Sonora (23) Kreis (32) Washington (76); LA: Hurtado (53,80)
AUGUST RECORD:		2-2-0					
09/04/1996	at New England	L 1-2	12,933	16-12-0	T2	40	DAL: Eck (74); NE: Watson (35) Moore (78)
09/07/1996	New England	L 0-2	18,582	16-13-0	T2	40	NE: Sawatzky (19) Baba (43)
09/11/1996	at San Jose	W 3-2	10,894	17-13-0	T1	41	DAL: Haynes (79) Kreis (87); SJ: E. Espinoza (49) Iroha (74)
09/19/1996	Los Angeles	L 1-2	12,569	17-14-0	T2	41	DAL: Sanchez (23); LA: Hurtado (11) Vanney (48)
09/22/1996	at Los Angeles	L 1-2	18,347	17-15-0	T2	41	DAL: Eck (89); LA: Noamouz (76) Garvey (82)
SEPTEMBER RECORD:		1-4-0					
PLAYOFFS:							
DATE	OPPONENT	RESULT	ATT.	W-L-T	RND	PTS	NOTES:
9/26/1996	at Kansas City	L 2-3	4,466	0-1-0	QTR		DAL: Elliott (21), Ashton (25) KC: Johnston (16), McKeon (79), Preki (89)
9/29/1996	Kansas City	W 2-1	10,125	1-1-0	QTR		DAL: Kreis (5), Washington (32) KC: Preki (30)
10/2/1996	at Kansas City	L 2-3	9,802	1-2-0	QTR		DAL: Sanchez (27), Elliott (66) KC: Chung (41), Takawira (62)

FINAL REGULAR SEASON STANDINGS

EASTERN CONFERENCE

----- OVERALL -----										----- HOME -----					----- ROAD -----				
	GP	W	L	T	PTS	GF	GA	GD		W	L	T	GF	GA	W	L	T	GF	GA
Tampa Bay	32	20	12	0	58	66	51	15		12	4	0	42	25	8	8	0	24	26
D.C. United	32	16	16	0	46	62	56	6		11	5	0	41	22	5	11	0	21	34
New York	32	15	17	0	39	45	47	-2		9	7	0	26	22	6	10	0	19	25
Columbus	32	15	17	0	37	59	60	-1		8	8	0	32	27	7	9	0	27	33
New England	32	15	17	0	33	43	56	-13		10	6	0	25	20	5	11	0	18	36

WESTERN CONFERENCE

----- OVERALL -----										----- HOME -----					----- ROAD -----				
	GP	W	L	T	PTS	GF	GA	GD		W	L	T	GF	GA	W	L	T	GF	GA
Los Angeles	32	19	13	0	49	59	49	10		11	5	0	31	17	8	8	0	28	32
Dallas	32	17	15	0	41	50	48	2		10	6	0	25	17	7	9	0	25	31
Kansas City	32	17	15	0	41	61	63	-2		11	5	0	40	28	6	10	0	21	35
San Jose	32	15	17	0	39	50	50	0		9	7	0	29	16	6	10	0	21	34
Colorado	32	11	21	0	29	44	59	-15		8	8	0	30	24	3	13	0	14	35



Team History

All-Time FC Dallas MLS Award Winners

MLS BEST XI

2011: Brek Shea.....	MID
2010: David Ferreira.....	MID
2009: Jeff Cunningham.....	FOR
2008: Kenny Cooper.....	FOR
2004: Ronnie O'Brien.....	MID
2002: Oscar Pareja.....	MID
1999: Jason Kreis.....	FOR
1996: Mark Dodd.....	GK
1996: Leonel Alvarez.....	DEF

MLS GOAL OF THE DECADE

Carlos Ruiz (May 28, 2005 vs. D.C. United)

MLS SCORING CHAMPION

Year	Player	Goals	Assists
1999	Jason Kreis	18	15
2009	Jeff Cunningham	17	8

MLS GOALKEEPER OF THE YEAR

Year	Player
1996.....	Mark Dodd

MLS COMEBACK PLAYER OF THE YEAR

Year	Player
2006.....	Richard Mulrooney
2008.....	Kenny Cooper

MLS PLAYER OF THE MONTH

Year	Player
July 1996.....	Jason Kreis
May 1997.....	Alain Sutter
June 1999.....	Jason Kreis
May 2005.....	Carlos Ruiz
May 2006.....	Carlos Ruiz
Sept. 2009.....	Jeff Cunningham
Aug. 2010.....	Kevin Hartman
July 2011.....	Kevin Hartman

MLS PLAYER OF THE WEEK

Year	Player	Week
1996	Mark Dodd	11
	Leonel Alvarez	19
1997	Dante Washington	5
	Damian	9
	Dante Washington	18
1999	Jason Kreis	1
	Matt Jordan	4
	Jason Kreis	5
	Jason Kreis	12
	Jason Kreis	17
	Ariel Graziani	23
	Jason Kreis	29
	Jason Kreis	30
2000	Ariel Graziani	1
	Ariel Graziani	16
2002	Jason Kreis	7
	Bobby Rhine	12
	Antonio Martinez	22
2003	D.J. Countess	28
2004	Jeff Cassar	15
	Brad Davis	17
	Ronnie O'Brien	22
2006	Kenny Cooper	16
2007	Juan Tojoa	15
	Abe Thompson	27
2008	Kenny Cooper	18
	Kenny Cooper	19
2009	Jeff Cunningham	16
	Jeff Cunningham	20
	Jeff Cunningham	26
	Jeff Cunningham	30
2010	Brek Shea	11
	Jeff Cunningham	19
2011	David Ferreira	4
2012	David Ferreira	24

All-Time FC Dallas All-Stars and Best XI

MLS ALL-STARS

Named 2012 All-Star but could not participate

Brek Shea (MID)

Named 2011 All-Star but could not participate

Brek Shea (MID)

2010 Starter: Heath Pearce (DEF)
2010 Reserve: David Ferreira (MID)
2008 Starter: Kenny Cooper (FOR)
2008 Starter: Juan Toja (MID)
2007 Starter: Juan Toja (FOR)
2006 Starter: Richard Mulrooney (MID)
2006 Reserves: Ronnie O'Brien (MID)
2006 Alternate: Dario Sala (GK)
2006 Alternate: Carlos Ruiz (FOR)
2006 Alternate: Greg Vanney (DEF)
2006 Commissioner's Pick: Richard Mulrooney
2005 Starter: Ronnie O'Brien (MID)
2005 Starter: Greg Vanney (DEF)
2005 Starter: Simo Valakari (MID)
2005 Reserve: Scott Garlick (GK)
2005 All-Star Head Coach: Colin Clarke

Named 2005 All-Star but could not participate

Carlos Ruiz (FOR)

Eddie Johnson (FOR)

2004 Starter: Cory Gibbs (DEF)
2004 Starter: Ronnie O'Brien (MID)
2004 Reserve: Jason Kreis (FOR)
2004 Commissioner's Pick: Jason Kreis (FOR)
2003 Alternate: Jason Kreis (FOR)
2002 Starter: Chad Deering (MID)
2002 Starter: Ryan Suarez (DEF)
2002 Reserve: Jason Kreis (FOR)
2002 Reserve: Joselito Vaca (MID)
2002 Commissioner's Pick: Joselito Vaca
2001 Starter: Chad Deering (MID)
2001 Starter: Ariel Graziani (FOR)

Named 2001 All-Star but could not participate

Jason Kreis (FOR)

Lubos Kubik (DEF)

2000 Reserve: Jason Kreis (FOR)
2000 Reserve: Ariel Graziani (FOR)
1999 Reserve: Matt Jordan (GK)
1999 Reserve: Jason Kreis (FOR)
1998 Reserve: Leonel Alvarez (MID)
1997 Starter: Damian (FOR)
1997 Starter: Mark Dodd (GK)
1997 Starter: Diego Sonora (DEF)
1997 Starter: Alain Sutter (MID)
1997 Starter: Dante Washington (FOR)
1997 Reserve: Mark Santel (MID)
1996 Starter: Leonel Alvarez (MID)
1996 Starter: Jason Kreis (FOR)
1996 Reserves: Mark Dodd (GK)
1996 Reserves: Mark Santel (MID)
1996 Reserves: Diego Sonora (DEF)

FC Dallas Team Award Winners

Most Valuable Player

1996.....	Leonel Alvarez
1997.....	Mark Dodd
1998.....	Jorge Rodriguez
1999.....	Jason Kreis
2000.....	Ariel Graziani
2001.....	Oscar Pareja
2002.....	Oscar Pareja
2003.....	Jason Kreis
2004.....	Simo Valakari
2005.....	Ronnie O'Brien
2006.....	Kenny Cooper
2007.....	Juan Toja
2008.....	Kenny Cooper
2009.....	Jeff Cunningham
2010.....	David Ferreira
2011.....	Brek Shea
2012.....	David Ferreira

Golden Boot

1996.....	Jason Kreis
1997.....	Dante Washington
1998.....	Jason Kreis
1999.....	Jason Kreis
2000.....	Jason Kreis
2001.....	Ariel Graziani
2002.....	Jason Kreis
2003.....	Brad Davis
2004.....	Eddie Johnson
2005.....	Carlos Ruiz
2006.....	Carlos Ruiz
2007.....	Carlos Ruiz
2008.....	Kenny Cooper
2009.....	Jeff Cunningham
2010.....	Jeff Cunningham
2011.....	Brek Shea
2012.....	Blas Perez

Defender of the Year

1996.....	Mark Dodd
1997.....	Mark Dodd
1998.....	Jorge Rodriguez
1999.....	Matt Jordan
2000.....	Jorge Rodriguez
2001.....	Jorge Rodriguez
2002.....	Tenywa Bonseu
2003.....	D.J. Countess
2004.....	Cory Gibbs
2005.....	Greg Vanney
2006.....	Chris Gbandi
2007.....	Clarence Goodson
2008.....	Pablo Ricchetti
2009.....	Dario Sala
2010.....	Kevin Hartman
2011.....	Kevin Hartman
2012.....	Kevin Hartman

Humanitarian of the Year

2001.....	Matt Jordan
2002.....	Matt Jordan
2003.....	Bobby Rhine
2004.....	Steve Jolley
2005.....	Richard Mulroney
2006.....	Richard Mulroney
2007.....	Bobby Rhine
2008.....	Pablo Ricchetti
2009.....	Pablo Ricchetti
2010.....	Daniel Hernandez
2011.....	Daniel Hernandez
2012.....	Chris Seitz



All-Time FC Dallas Draft History



2013 SUPERDRAFT

Round	Overall	Player	Position	College
1	7	Walker Zimmerman	Defender	Furman
2	20	Ryan Hollingshead	Midfielder	UCLA

2013 SUPPLEMENTAL DRAFT

Round	Overall	Player	Position	College
1	7	Cameron Brown	Midfielder	UNC
2	26	Kyle Zobeck	Goalkeeper	Valparaiso
3	45	Cam Wilder	Midfielder	Kentucky
4	64	TJ Nelson	Defender	SMU

2012 SUPERDRAFT

Round	Overall	Player	Position	College
1	11	Matt Hedges	Defender	UNC

2012 SUPPLEMENTAL DRAFT

Round	Overall	Player	Position	College
1	11	Alex Lee	Defender	Maryland
3	49	Walter Hines	Forward	St. John's University
4	68	Ian Kalis	Defender	SMU

2011 SUPERDRAFT

Round	Overall	Player	Position	College
1	17	Bobby Warshaw	Midfielder	Stanford
2	35	Charlie Campbell	Defender	Louisville
3	53	Scott Gordon	Defender	Lynn University

2011 SUPPLEMENTAL DRAFT

Round	Overall	Player	Position	College
1*	15	Alexis Pradie	Forward	Embry-Riddle
1	17	Paul Ogunyemi	Defender	Schoolcraft College
1**	18	Brayan Martinez	Midfielder	Seton Hall
2	35	Kekoa Osorio	Midfielder	SMU
3	53	Craig Hill	Goalkeeper	SMU

*Acquired a conditional draft pick from San Jose on April 28, 2009, which became this selection, in exchange for defender Aaron Pitchkolan.

**Acquired this selection and a conditional 2012 MLS SuperDraft selection from Colorado in exchange for defender Anthony Wallace on July 30, 2010.

2010 SUPERDRAFT

Round	Overall	Player	Position	College
1*	5	Zach Loyd	Defender/Midfielder	North Carolina
2**	21	Andrew Wiedeman	Forward	California
3	38	Jason Yeisley	Forward	Penn State
3***	44	Eric Alexander	Midfielder	Indiana
4	54	Dane Saintus	Forward	SMU

*Acquired from Toronto FC on February 24, 2009, in exchange for Adrian Serieux.

**Conditional pick acquired from Toronto FC in exchange for Fuad Abrahim on June 13, 2008.

***Acquired Columbus Crew's 2010 second and third round picks in exchange for FC Dallas' second and third round picks in 2008 MLS SuperDraft. FC Dallas' traded the 2010 SuperDraft second round pick to Real Salt Lake in exchange for D Kyle Davies on April 28, 2009.

Notes: FCD traded its natural second round pick to the Colorado Rapids in exchange for Ugo Ihemelu last August.

All-Time FC Dallas Draft History

2010 DISCOVERY SELECTIONS

Round	Overall	Player	Position	College
N/A	N/A	Edson Edward	Defender	Graceland
N/A	N/A	Sean Kelley	Goalkeeper	George Mason

2009 SUPERDRAFT

Round	Overall	Player	Position	College
1	5	Peri Marosevic	Forward	Michigan
1*	14	George John	Defender	Washington
2**	29	Brian Shriver	Forward	North Carolina

*Acquired from the San Jose Earthquakes on July 28, 2008, along with partial allocation, in exchange for Arturo Alvarez.

**Acquired in an agreement with Real Salt Lake for former Dallas goalkeeper coach Jeff Cassar in 2007. Notes: FC Dallas traded its 39th overall pick (third round) to Toronto FC on August 8, 2008, in exchange for Jeff Cunningham. In addition, FCD traded its natural fourth round pick to Kansas City on July 21, 2008, in exchange for an international player slot valid only for the remainder of the 2008 season.

2009 DISCOVERY SELECTIONS

Round	Overall	Player	Position	College
N/A	N/A	Juan Guerra	Midfielder	Florida International
N/A	N/A	JD Binger	Defender	Messiah College

2008 SUPERDRAFT

Round	Overall	Player	Position	College
1*	2	Brek Shea	Midfielder	--
1	8	Josh Lambo	Goalkeeper	--
2**	19	Eric Avila	Midfielder	UC-Santa Barbara
4***	45	Jamil Roberts	Defender	UC-Santa Clara
4	50	Ben Nason	Midfielder	Virginia Tech

*Acquired from Toronto FC on Mar. 20, 2007, along with a partial allocation, in exchange for Richard Mulrooney.

**Acquired from Colorado on Jan. 12, 2007, along with the 2007 second round pick used to select Andrew Daniels, in exchange for Greg Vanney.

***Acquired from Real Salt Lake on Jan. 12, 2007, in exchange for the 48th overall selection in the 2007 SuperDraft.

Note: FC Dallas traded its 22nd (second round) and 31st (third round) overall picks to the Columbus Crew in exchange for the Crew's natural second and third round selections in 2010.

2008 SUPPLEMENTAL DRAFT

Round	Overall	Player	Position	College
2	22	Yannick Reyring	Forward	Virginia
3	36	Ben Shuleva	Midfielder	SMU

2007 SUPERDRAFT

Round	Overall	Player	Position	College
1	9	Anthony Wallace	Defender/Midfielder	South Florida
2*	14	Abdus Ibrahim	Forward	--
2**	18	Andrew Daniels	Forward	Brown
2	22	Ryan Guy	Forward	San Diego
3	28	Scott Jones	Forward	NC-Greensboro
4	43	Tommy Krizanovic	Forward	Jacksonville

*Acquired from Toronto FC, along with Adrian Serioux, on Nov. 17, 2006 in exchange for Ronnie O'Brien.

**Acquired from Colorado on Jan. 12, 2007, along with a second round pick in 2008, in exchange for Greg Vanney and a third round pick in 2008.

2007 SUPPLEMENTAL DRAFT

Round	Overall	Player	Position	College
1	9	Sandy Gbandi Jr.	Midfielder	UAB
4	45	Chase Wileman	Midfielder	SMU

2006 SUPERDRAFT

Round	Overall	Player	Position	College
1	6	Dax McCarty	Midfielder	North Carolina
2	15	Justin Moore	Defender	Clemson
2	18	Blake Wagner	Defender/Midfielder	--
2	22	Dominic Oduro	Forward	Virginia Commonwealth
3	30	Ray Burse Jr.	Goalkeeper	Ohio State
4*	42	Michael Dello-Russo	Midfielder	Maryland
4	43	Mike Ambersly	Forward	Indiana

*FC Dallas traded its 38th overall selection to Columbus for a third round pick in 2007.

2006 SUPPLEMENTAL DRAFT

Round	Overall	Player	Position	College
1	6	Christopher Joyce	Forward	Franklin Pierce
1	8	Miguel Guante	Defender	Portland
2	18	Brad Napper	Midfielder/Forward	Northwestern
3	30	Sean Babcock	Midfielder	Portland
4	39	Peter Louis	Forward	Coastal Carolina

All-Time FC Dallas Draft History

2005 SUPERDRAFT

Round	Overall	Player	Position	College
1*	6	Drew Moor	Defender	Indiana
3	27	Winston Marshall	Midfielder	Wright State
3	28	Chris Gomez	Goalkeeper	Brown
4	40	Julian Nash	Forward	Creighton

* FC Dallas traded its 4th overall selection, an allocation and Brad Davis to San Jose for Richard Mulrooney, Arturo Alvarez, the 6th overall pick and the 29th overall pick. They then traded their 12th overall selection to the MetroStars for Cornell Glen. FC Dallas also traded its 29th overall pick to Chicago for Henry Ring and a 2006 second round pick.

2005 SUPPLEMENTAL DRAFT

Round	Overall	Player	Position	College
1	4	Kevin Wilson	Midfielder	San Diego
2	16	Abe Thompson	Forward	Maryland
2	23	Aaron Pitchkolan	Midfielder	West Virginia
2	24	Drew Cavanagh	Defender	College of Charleston
3	28	Chris Schwarze	Defender	San Francisco
4	40	Sammy Tamporello	Midfielder	Ohio State

2004 SUPERDRAFT

Round	Overall	Player	Position	College
1	6	Ramon Nunez	Midfielder	SMU
1*	7	Clarence Goodson	Defender	Maryland
3	29	Ty Maurin	Midfielder	UCLA
4	31	David Wagenfuhr	Midfielder	Creighton
6	64	Edwin Miranda	Defender	Cal State Northridge

* Dallas traded its 4th overall selection and Shavar Thomas to Kansas City for the 7th overall pick and defender Carey Talley and midfielder Eric Quill.

2003 SUPERDRAFT

Round	Overall	Player	Position	College
1*	10	Shavar Thomas	Defender	Connecticut
2	15	Jason Thompson	Forward	Eastern Illinois
3	21	David Comfort	Goalkeeper	Virginia
4	34	Mike Tranchilla	Forward	Creighton
5	45	Michael Mariscalco	Midfielder	Butler
6	52	Andy Rosenband	Forward	Ohio State

* Dallas traded its 12th and 55th overall selections to Los Angeles for the 10th overall pick. The Burn also traded its 4th overall selection to the MetroStars for M Brad Davis.

2002 SUPERDRAFT

Round	Overall	Player	Position	College
1	1	Chris Gbandi	Defender	Connecticut
1*	9	Carl Bussey	Midfielder	SMU
1*	12	Lee Morrison	Defender	Stanford
2	15	Jordan Stone	Midfielder	--
2	18	Matt Behncke	Midfielder	Princeton
4	44	Adauto Neto	Midfielder	Univ. of Mobile
5	54	Jeremie Piette	Defender	West Texas A&M
5	55	Ricardo Villar	Midfielder	Penn State

* Dallas traded its 6th overall selection to San Jose for the 9th and 12th overall picks.

2001 SUPERDRAFT

Round	Overall	Player	Position	College
1	5	Joselito Vaca	Midfielder	--
1	7	Ryan Suarez	Defender	San Jose State
2	19	Edward Johnson	Forward	--
3	25	Josue Mayard	Defender	--
4	43	Adam Zapala	Goalkeeper	Stanford
5	55	Gary DePalma	Midfielder	Virginia Wesleyan
6	67	Miguel Saavedra	Midfielder	--
6*	71	Roberto Najarro	Midfielder	UAB

* Dallas traded its 6th round pick in the '02 SuperDraft to Chicago for the Fire's 6th round selection in the '01 SuperDraft.

All-Time FC Dallas Draft History

2000 SUPERDRAFT

Round	Overall	Player	Position	College
1*	5	Aleksey Korol	Forward	Indiana
2	22	Antonio Martinez	Midfielder	Cal State Fullerton
3	34	Steve Bernal	Defender	Creighton
4	46	Brian Piesner	Midfielder	Rutgers
5	58	Seth Marks	Defender	Furman
6	70	Angel Rivillo	Midfielder	Creighton

* Dallas traded Dante Washington to Columbus for the Crew's first-round pick (3rd overall). They then traded that pick to Colorado for the Rapids' first-round pick (5th overall) and their first-round pick in the 2001 draft.

1999 SUPPLEMENTAL DRAFT

Round	Overall	Player	Position	College
1	6	Kirk Wilson	Midfielder	Drake
2	18	Gabe Jones	Forward	St. Edward's

1999 COLLEGE DRAFT

Round	Overall	Player	Position	College
1*	4	Lazo Alavanja	Midfielder	Indiana
1	6	Bobby Rhine	Forward	Connecticut
1*	12	Paul Broome	Midfielder	SMU
2	24	Darren Warham	Defender	Lynn
3	30	Andrew Parrish	Defender	Indiana
3	35	Aaron Lewis	Forward	Western Baptist

* Dallas obtained the 4th and 12th overall picks from Chicago in exchange for the rights to Dema Kovalenko, who had been assigned to Dallas as a Project-40 player.

1998 COLLEGE DRAFT

Round	Overall	Player	Position	College
1	10	Matt Jordan	Goalkeeper	Clemson
2	20	Hans Wittusen	Defender	Brown
3*	25	Matt Caution	Forward	SW Missouri St.

* The Burn traded its 1999 2nd rd. college pick for Miami's 1998 3rd rd. pick. Dallas had traded its 1998 3rd rd. college pick to Tampa Bay in 1997 for Peter Hattrup.

1998 SUPPLEMENTAL DRAFT

Round	Overall	Player	Position	College
1	10	Chris Fox	Defender	Brown
2	20	Ernest Inneh	Forward	Brooklyn
3	30	Darren Sawatzky	Midfielder/Forward	Portland

1997 COLLEGE DRAFT

Round	Overall	Player	Position	College
1	6	Temoc Suarez	Forward	North Carolina
2	16	Alan Branigan	Defender	Rutgers

*Dallas traded its 1st round pick in supplemental draft plus a 3rd round pick in college draft to New England for the Revolution's 1st round pick in the supplemental draft.

1997 SUPPLEMENTAL DRAFT

Round	Overall	Player	Position	College
1	2	Wade Webber	Defender	Portland
1	4	Dan Stebbins	Forward	Notre Dame
2	20	Joey Martinez	Defender	---
3	26	Eric Stempinski	Forward	UW-Milwaukee

1996 DRAFT

Round	Overall	Player	Position	College
1	3	Ted Eck	Forward	W. Illinois
2	13	Tom Soehn	Defender	W. Illinois
3	23	Lawrence Lozzano	Defender	---
4	33	Brian Haynes	Midfielder	Erskine
5	43	Jason Kreis	Midfielder	Duke
6	53	Mark Dodd	Goalkeeper	Duke
7	63	Rene Ortiz	Defender	---
8	73	Gerell Elliot	Forward	Fresno St.
9	83	John Kerr, Jr.	Midfielder	Duke
10	93	Jim McGeough	Defender	Farmingdale JC
11	103	Jorge Flores	Midfielder	---
12	113	Richard Farrer	Defender	New Mexico
13	123	Jimmy Glenn	Forward	Clemson
14	133	Steve Keller	Midfielder	Indiana
15	143	Ed Puskarich	Defender	SMU
16	153	Gabriel Gentile	Midfielder	North Texas

All-Time FC Dallas Draft History

1996 SUPPLEMENTAL DRAFT

Round	Overall	Player	Position	College
2	14	Vagner	Defender	---
2	18	Chad Ashton	Midfielder	North Carolina
3	28	Jon Walker	Goalkeeper	Louisville

Note: Dallas traded its first round pick to NY/NJ for MetroStars' 1st round pick in college draft.

1996 COLLEGE DRAFT

Round	Overall	Player	Position	College
1	3	Brandon Pollard	Defender	Virginia
1	8	Jeff Cassar	Goalkeeper	Florida Int'l
3	28	Brandon Cavitt	Midfielder	Sacramento St.

Note: Dallas traded its second round selection to Tampa Bay for the Mutiny's 2nd round pick in supplemental draft.

ALL-TIME FC DALLAS PLAYER ALLOCATIONS

1996 ALLOCATIONS

Player	Date Allocated	Country
Hugo Sanchez	October 17, 1995	Mexico
Mark Santel	January 22, 1996	United States
Washington Rodriguez	January 24, 1996	Uruguay
Leonel Alvarez	February 5, 1996	Colombia
Diego Sonora	April 2, 1996	Argentina

1997 ALLOCATIONS

Player	Date Allocated	Country
Daniel Peinado	January 22, 1997	Argentina
Jorge Rodriguez	March 19, 1997	El Salvador
Alain Sutter	April 21, 1997	Switzerland
Damian Alvarez	April 28, 1997	Mexico

1998 ALLOCATIONS

Player	Date Allocated	Country
Leonel Alvarez	January 9, 1998	Colombia
Chad Deering	July 2, 1998	United States

2004 ALLOCATION

Player	Date Allocated	Country
Cory Gibbs	February 5, 2004	United States

Year - by - Year MLS Record

OVERALL RECORD

	W-L-T	PTS	OT	ShO	GF	GA
1996	17-15-0	41	0-0-0	5-3	50	48
1997	16-16-0	42	0-0-0	3-2	55	49
1998	15-17-0	37	0-0-0	4-2	43	59
1999	19-13-0	51	0-0-0	3-6	54	35
2000	14-14-4	46	0-0-4	0-0	54	54
2001	10-11-5	35	2-1-5	0-0	48	47
2002	12-9-7	43	3-0-7	0-0	44	43
2003	6-19-5	23	0-1-5	0-0	35	64
2004	10-14-6	36	0-0-0	0-0	34	45
2005	13-10-9	48	0-0-0	0-0	52	44
2006	16-12-4	52	0-0-0	0-0	48	44
2007	13-12-5	44	0-0-0	0-0	37	44
2008	8-10-12	36	0-0-0	0-0	45	41
2009	11-13-6	39	0-0-0	0-0	50	47
2010	14-4-12	50	0-0-0	0-0	42	28
2011	15-12-7	52	0-0-0	0-0	42	39
2012	9-13-12	39	0-0-0	0-0	42	47
TOT.	216-214-96	664	5-2-2	15-13	775	778

HOME RECORD

	W-L-T	OT	ShO	GF	GA
1996	10-6-0	0-0-0	4-1	25	17
1997	8-8-0	0-0-0	1-1	30	24
1998	8-8-0	0-0-0	1-1	23	26
1999	13-3-0	0-0-0	1-1	35	14
2000	11-3-2	0-0-2	0-0	37	22
2001	6-5-2	1-0-2	0-0	25	18
2002	8-4-2	2-0-2	0-0	22	15
2003	5-8-2	0-1-2	0-0	24	31
2004	6-5-4	0-0-0	0-0	22	18
2005	8-3-5	0-0-0	0-0	28	20
2006	12-3-1	0-0-0	0-0	28	14
2007	7-5-3	0-0-0	0-0	17	17
2008	5-4-6	0-0-0	0-0	23	19
2009	8-3-4	0-0-0	0-0	28	19
2010	8-1-6	0-0-0	0-0	42	28
2011	9-5-3	0-0-0	0-0	20	11
2012	6-3-8	0-0-0	0-0	21	16
TOT.	138-77-48	3-1-8	7-4	450	329

ROAD RECORD

	W-L-T	OT	ShO	GF	GA
1996	7-9-0	0-0-0	1-2	25	31
1997	8-8-0	0-0-0	2-1	25	25
1998	7-9-0	0-0-0	3-1	20	33
1999	6-10-0	0-0-0	2-5	19	21
2000	3-11-2	0-0-2	0-0	17	32
2001	4-6-3	1-1-3	0-0	23	29
2002	4-5-5	1-0-5	0-0	22	28
2003	1-11-3	0-0-3	0-0	11	33
2004	4-9-2	0-0-0	0-0	12	27
2005	5-7-4	0-0-0	0-0	24	24
2006	4-9-3	0-0-0	0-0	20	30
2007	6-7-2	0-0-0	0-0	20	27
2008	3-6-6	0-0-0	0-0	22	22
2009	3-10-2	0-0-0	0-0	22	28
2010	4-3-8	0-0-0	0-0	17	15
2011	6-7-4	0-0-0	0-0	22	28
2012	3-10-4	0-0-0	0-0	21	31
TOT.	78-137-48	2-1-13	8-9	342	464

Regular Season Records Versus Opponents

vs. Team	GP	W-L-T	OT	ShO	GF	GA
Chicago	36	20-12-4	1-1-1	2-1	68	55
Chivas USA	22	10-5-7	0-0-0	0-0	29	24
Colorado	56	27-19-10	0-0-1	2-1	92	69
Columbus	41	16-17-8	1-0-4	1-1	56	56
D.C. United	39	17-14-8	1-0-1	4-0	65	69
Houston	19	3-9-7	0-0-0	0-0	19	28
Kansas City	47	19-20-8	0-0-4	1-2	77	68
Los Angeles	57	19-28-10	1-0-7	1-1	76	102
Miami	8	3-4-1	0-0-1	0-1	14	15
Montreal	1	1-0-0	0-0-1	0-1	2	1
New England	38	12-23-3	0-0-1	1-1	47	67
New York	39	17-18-4	0-1-1	0-1	61	55
Philadelphia	5	2-0-3	0-0-0	0-0	9	5
Portland	5	2-1-2	0-0-0	0-0	13	5
Real Salt Lake	23	12-8-3	0-0-0	0-0	35	31
San Jose	47	15-22-10	0-0-0	3-4	53	78
Seattle	9	1-4-4	0-0-0	0-0	8	13
Tampa Bay	18	10-8-0	1-0-0	0-0	29	26
Toronto FC	11	6-1-4	0-0-0	0-0	15	11
Vancouver	5	4-1-0	0-0-0	0-0	7	2
TOTALS	492	207-201-84	5-2-21	15-13	733	731

OVERALL RECORD

vs. Team	GP	W-L-T	OT	ShO	GF	GA
Chicago	17	12-3-2	1-0-0	1-0	38	22
Chivas USA	12	5-2-5	0-0-0	0-0	13	10
Colorado	29	19-6-4	0-0-0	2-1	55	30
Columbus	19	12-5-2	1-0-0	1-1	34	20
D.C. United	21	12-6-3	0-0-0	2-0	37	26
Houston	9	2-3-4	0-0-0	0-0	7	11
Kansas City	23	11-9-3	0-0-1	0-2	44	25
Los Angeles	28	14-8-6	1-0-5	0-0	47	42
New England	20	7-11-2	0-0-1	0-0	23	28
New York	19	9-8-2	0-1-0	0-0	31	26
Miami	4	2-1-1	0-0-1	0-0	7	8
Montreal	1	1-0-0	0-0-1	0-0	2	1
Philadelphia	3	2-0-1	0-0-0	0-0	6	2
Portland	3	2-0-1	0-0-0	0-0	10	1
Real Salt Lake	10	8-0-2	0-0-0	0-0	19	6
San Jose	23	9-9-5	0-0-0	1-0	29	33
Seattle	5	0-2-3	0-0-0	0-0	4	7
Tampa Bay	9	5-4-0	0-0-0	0-0	14	11
Toronto FC	6	4-0-2	0-0-0	0-0	10	5
Vancouver	2	2-0-0	0-0-0	0-0	3	0
TOTALS	263	138-77-48	3-1-8	7-4	433	314

HOME RECORD

vs. Team	GP	W-L-T	OT	ShO	GF	GA
Chicago	19	8-9-2	0-1-1	1-1	30	33
Chivas USA	10	5-3-2	0-0-0	0-0	16	14
Colorado	27	8-13-6	0-0-1	0-0	37	39
Columbus	22	4-12-6	0-0-4	0-0	22	36
D.C. United	18	5-8-5	1-0-1	2-0	28	43
Houston	10	1-6-3	0-0-0	0-0	12	17
Kansas City	24	8-11-5	0-0-3	1-0	33	43
Los Angeles	29	5-20-4	0-0-2	1-1	29	60
New England	18	5-12-1	0-0-0	1-1	24	37
New York	20	8-10-2	0-0-1	0-1	30	28
Miami	4	1-3-0	0-0-0	0-0	7	7
Montreal	0	0-0-0	0-0-0	0-0	0	0
Philadelphia	2	0-0-2	0-0-0	0-0	3	3
Portland	2	0-1-1	0-0-0	0-0	3	4
Real Salt Lake	13	4-8-1	0-0-0	0-0	16	25
San Jose	24	6-13-5	0-0-0	2-4	24	45
Seattle	4	1-2-1	0-0-0	0-0	4	6
Tampa Bay	9	5-4-0	1-0-0	0-0	15	15
Toronto FC	5	2-1-2	0-0-0	0-0	5	6
Vancouver	3	2-1-0	0-0-0	0-0	4	2
TOTALS	263	78-137-48	2-1-13	8-9	342	464

ROAD RECORD

FC Dallas All-Time Player Registry

UNF	POS	PLAYER	GP	GS	MIN	G	A	SHT	SOG	FC	FS	OFF	CK	C	E
9	F	Jason Kreis	247	227	20290	91	65	686	313	357	358	121	300	34	2
33	F	Kenny Cooper	90	86	7474	40	10	269	135	106	149	81	2	6	0
9	F	Jeff Cunningham	66	47	4333	33	11	153	75	26	39	80	0	3	0
20	F	Carlos Ruiz	68	62	5384	31	9	176	84	138	160	91	3	17	1
20	F	Ariel Graziani	57	56	5038	30	12	180	97	108	120	86	28	13	1
17	M	Jorge Rodriguez	155	140	12972	25	18	160	78	181	118	7	38	22	2
10	F	Dante Washington	85	58	5260	24	15	166	89	72	114	65	0	7	0
7	F	Eddie Johnson	84	54	5303	24	6	157	64	98	117	61	1	4	0
19	F	Bobby Rhine	212	136	12622	23	34	204	95	179	202	64	17	27	3
10	M	David Ferreira	83	82	7323	21	30	137	62	69	214	26	188	10	0
20	D	Brek Shea	98	78	6935	19	14	180	68	80	84	45	4	10	2
8	F	Gerrell Elliott	65	42	4123	15	13	119	77	26	63	45	2	1	0
11	F	Damian	32	31	2372	15	9	99	52	27	95	47	70	10	2
7	F	Abe Thompson	69	32	3002	14	11	60	34	43	26	45	0	4	0
21	M	Ramon Nunez	67	42	3910	14	9	143	49	31	83	6	90	5	0
8	M	Oscar Pareja	176	144	12543	13	47	187	75	328	365	26	88	38	1
15	M	Chad Deering	147	132	11917	13	30	167	64	239	132	4	203	28	2
6	M	Ronnie O'Brien	101	90	8247	12	35	244	106	181	114	15	119	18	0
14	M	Ted Eck	156	116	10265	12	17	130	58	214	191	23	5	19	3
12	F	Arturo Alvarez	86	52	4692	11	11	131	66	90	62	20	96	8	0
9	F	Roberto Mina	37	24	2153	10	5	61	27	71	44	15	6	4	0
25	F	Dominic Oduro	70	22	2568	9	4	61	32	35	47	29	0	3	0
9	F	Blas Perez	20	19	1705	9	4	53	23	33	37	18	0	3	1
6	D	Jackson	61	49	4489	8	10	117	34	95	62	16	11	12	1
10	M	Brad Davis	55	45	3855	8	7	75	27	78	70	11	150	3	1
7	F	Fabian Castillo	47	39	3247	8	6	64	27	31	31	37	13	7	0
18	M	Marvin Chavez	54	43	3572	8	6	82	32	60	76	24	35	9	0
13	M	Brian Haynes	77	38	4022	8	6	58	29	62	59	8	87	3	1
18	F	Toni Nhlako	34	22	1978	8	6	71	30	56	32	33	0	3	0
8	M	Juan Toja	43	42	3671	8	3	54	29	115	64	10	2	7	0
3	D	Drew Moor	123	111	10031	8	2	62	23	84	99	3	1	16	1
11	M	Antonio Martinez	68	37	3880	7	23	53	22	56	78	22	115	3	1
20	F	Ronald Cerritos	38	20	2061	7	7	55	35	26	28	36	0	0	0
16	F	Aleksey Korol	36	14	1396	7	4	42	23	30	14	11	4	1	0
18	D	Richard Farrer	158	141	12699	6	7	31	15	134	99	9	1	15	1
16	F	Atiba Harris	41	40	3537	6	7	73	31	67	41	23	0	12	0
20	F	Mickey Trotman	27	18	1508	6	4	56	22	37	42	22	2	3	0
9	F	Hugo Sanchez	23	21	1708	6	3	40	23	27	36	9	0	6	1
7	F	Milton Rodriguez	26	18	1346	6	2	42	16	15	8	20	1	2	0
7	M	Mark Santel	133	114	10240	5	22	63	37	136	97	33	26	13	0
13	M	Dax McCarty	93	71	6381	5	17	65	26	63	127	3	113	8	0
10	M	Joselito Vaca	73	61	5337	5	17	101	43	73	82	19	24	9	0
11	M	Andre Rocha	49	40	3421	5	9	75	29	79	44	2	60	11	2
3	D	Ugo Ihemelu	68	66	5904	5	2	28	10	59	53	1	0	12	0
17	D	Aaron Pitchkolan	68	41	4068	5	1	30	13	67	34	6	0	11	1
3	D	Ryan Suarez	56	55	4837	4	5	39	18	115	81	7	0	16	2
2	D	Eric Dade	111	98	8634	4	3	26	12	163	66	2	0	20	1
10	M	Washington Rodriguez	14	9	806	4	2	28	16	16	18	7	10	2	1
14	D	George John	95	90	7837	4	1	38	13	83	67	1	0	13	1
14	M	Leonel Alvarez	70	69	6091	3	17	55	26	134	88	6	4	29	5
8	M	Richard Mulrooney	32	30	2649	3	11	19	7	29	41	5	49	2	0
7	F	Dave van den Bergh	30	30	2446	3	11	35	14	13	20	1	107	2	0
4	D	Diego Sonora	47	47	4141	3	9	32	17	61	74	14	30	7	0
2	D	Chris Gbandi	111	100	8957	3	8	42	20	121	98	12	2	29	2
16	M	Temoc Suarez	56	27	2496	3	8	37	15	41	40	8	19	5	0
12	M	Eric Avila	63	9	1807	3	7	30	13	23	31	0	15	1	0
17	D	Zach Loyd	86	78	6881	3	7	24	4	92	86	2	0	10	2
20	D	Clarence Goodson	74	66	5898	3	2	37	17	90	76	5	1	20	0
11	F	John Jairo Trellez	17	9	792	3	2	16	7	10	16	15	1	0	0
17	F	John Kerr	12	10	840	3	1	18	10	8	14	6	2	0	0
24	D	Matt Hedges	28	23	2022	3	0	12	5	20	22	1	0	1	0
6	D	Steve Morrow	41	41	3683	3	0	18	8	48	19	0	0	3	0
4	M	Paul Broome	87	64	6130	2	16	27	16	101	105	8	2	20	2
66	M	Alain Sutter	25	25	2142	2	10	53	26	20	48	4	67	4	0
4	M	Andrew Jacobson	58	53	4447	2	6	72	19	80	63	3	1	10	0
21	M	Lazo Alavanja	25	15	1485	2	5	17	5	32	23	0	15	4	0
2	M	Daniel Hernandez	89	81	7230	2	5	60	13	147	95	0	59	17	2
22	M	Daniel Peinado	25	22	1870	2	4	13	9	57	46	0	0	4	1
24	M	Eric Alexander	39	28	2272	2	3	32	8	17	8	2	0	1	0
11	M	Ricardo Villar	29	22	1926	2	2	34	12	31	44	3	71	2	0
5	M	Jorge Flores	34	19	1736	2	1	20	9	30	19	0	9	6	0
11	M	Lawrence Lozano	31	31	2688	2	1	25	15	50	55	7	0	3	0
34	F	Ruben Luna	26	4	663	2	1	16	6	18	18	7	0	1	0
9	F	Maicon Santos	11	9	726	2	1	40	11	11	12	8	0	0	0
3	D	Wade Webber	18	18	1588	2	1	7	3	27	13	1	1	1	0
31	F	Scott Sealy	16	8	641	2	0	16	6	8	7	8	0	0	0
5	D	Jair Benitez	96	93	8207	1	7	40	6	71	138	4	11	10	2
6	M	Pablo Ricchetti	68	66	5817	1	6	21	5	88	49	0	0	19	2
17	M	Simo Valakari	85	84	7376	1	6	29	9	232	74	0	1	22	2
5	M	Marcelo Saragosa	54	44	3516	1	5	21	6	100	72	1	0	15	3
8	M	Bruno Guarda	40	19	1941	1	3	20	9	43	38	7	3	7	0
15	F	Eric Quill	23	16	1377	1	3	23	12	23	15	5	13	1	0
3	M	Greg Vanney	53	53	4720	1	3	17	8	63	23	1	17	7	1
11	F	Ali Curtis	8	6	474	1	2	9	5	4	11	1	1	0	0
12	M	Julian de Guzman	12	10	929	1	2	9	2	15	12	0	0	2	0
5	D	Lubos Kubik	11	11	998	1	2	12	5	12	6	0	1	0	1
16	D	David Wagenfuhr	45	30	2692	1	2	15	4	51	31	0	0	2	0

All-Time FC Dallas Stats

UNF	POS	PLAYER	GP	GS	MIN	G	A	SHT	SOG	FC	FS	OFF	CK	C	E
7	M	Daniel Cruz	10	6	543	1	1	7	3	12	12	0	8	2	1
4	D	Brian Dunseth	9	9	806	1	1	3	2	12	5	0	0	0	0
3	D	Ezra Hendrickson	16	15	1367	1	1	6	1	8	10	0	0	2	0
32	F	Jonathan Top	4	1	101	1	1	2	2	3	1	0	0	0	0
15	M	Mark Wilson	20	14	1197	1	1	21	5	20	18	0	0	2	0
4	M	Chad Ashton	23	10	974	1	0	23	8	11	12	0	27	1	0
16	M	Matt Behncke	33	25	2256	1	0	14	4	48	29	2	0	4	0
10	M	Denilson	8	7	606	1	0	14	4	10	21	2	15	3	0
17	M	Zak Ibsen	16	14	1238	1	0	7	6	22	17	1	0	1	0
5	D	Steve Jolley	41	40	3485	1	0	17	8	36	22	2	0	5	0
13	D	Hernan Pertuz	30	24	2116	1	0	7	2	22	10	0	0	0	0
22		Carlos Rodriguez	24	12	1303	1	0	14	5	24	30	2	0	1	0
5	M	Esmundo Rodriguez	3	1	84	1	0	1	1	0	2	1	0	0	0
12	M	Victor Sikora	5	4	274	1	0	4	1	5	7	1	6	1	0
21	D	Shavar Thomas	15	14	1252	1	0	4	2	34	6	0	1	2	1
16	D	Bobby Warshaw	23	6	759	1	0	4	2	12	8	0	0	2	0
24	M	Heath Pearce	34	32	2892	0	7	37	3	27	11	0	27	6	0
23	M	Sergi Daniv	31	28	2334	0	4	31	13	56	48	3	1	8	2
15	D	Adrian Serieux	34	34	2732	0	4	14	2	38	46	0	0	4	1
3	D	Carey Talley	43	33	2780	0	4	22	11	50	29	3	1	8	1
12	D	Brandon Pollard	106	91	8337	0	3	11	3	137	104	1	0	11	0
10	D	Ricardo Iribarren	22	21	1675	0	2	1	1	53	14	0	0	10	0
22	G	Matt Jordan	114	114	10358	0	2	0	0	4	18	0	0	2	1
10	M	Ricardinho	15	4	416	0	2	11	5	11	14	4	1	0	0
6	D	Tom Soehn	39	32	2968	0	2	9	4	48	27	0	0	6	0
21	F	Hamisi Amani-Dove	6	0	101	0	1	6	1	4	4	2	0	1	0
13	M	Carl Bussey	9	1	184	0	1	3	1	5	7	2	0	0	0
4	D	Duilio Davino	23	22	1958	0	1	5	2	14	6	0	0	3	0
1	G	Mark Dodd	92	88	7977	0	1	1	1	2	13	0	0	2	0
1	G	Scott Garlick	40	38	3525	0	1	0	0	0	2	0	0	1	0
2	D	Cory Gibbs	21	21	1850	0	1	12	2	32	29	0	0	4	0
1	G	Kevin Hartman	83	83	7425	0	1	0	0	0	14	0	0	0	0
9	M	Peter Hattrup	7	2	225	0	1	4	2	3	1	2	4	0	0
12	F	Miles Joseph	9	3	389	0	1	8	3	9	5	0	2	2	0
44	G	Dario Sala	100	99	8845	0	1	2	1	7	20	0	0	12	2
25	D	Jack Stewart	2	1	109	0	1	0	0	0	0	0	0	0	0
28	M	Chase Wileman	2	0	47	0	1	1	0	0	0	0	0	0	0
6	M	Brian Bates	4	2	127	0	0	0	0	2	0	0	0	0	0
5	M	Tenywa Bonseu	47	47	4159	0	0	10	4	52	30	0	0	6	1
19	D	Chris Brown	1	0	16	0	0	0	0	0	0	0	0	0	0
14	F	Mike Burke	2	0	41	0	0	1	1	1	0	0	0	0	0
30	G	Ray Burse	25	24	2223	0	0	0	0	0	6	0	0	1	0
00	G	Jeff Cassar	33	30	2676	0	0	0	0	0	0	0	0	2	0
22	G	D.J. Countess	25	25	2294	0	0	0	0	1	1	0	0	3	0
	D	Kyle Davies	14	12	961	0	0	2	2	9	7	0	0	0	0
2	M	Michael Dello-Russo	11	4	540	0	0	5	2	6	3	1	7	0	0
27	D	Edson Edward	1	0	5	0	0	0	0	0	0	0	0	0	0
24	M	Justin Evans	9	1	300	0	0	0	0	6	5	0	0	2	1
13	F	Maykel Galindo	6	1	147	0	0	2	0	0	0	0	2	0	0
23	F	Jimmy Glenn	9	0	115	0	0	5	4	2	1	2	0	0	0
14	F	Gavin Ginton	10	3	273	0	0	4	2	4	10	3	0	1	0
17	M	Jeremy Hall	4	2	291	0	0	0	0	3	0	1	0	0	0
1	G	Shaka Hislop	10	10	900	0	0	0	0	0	0	0	0	0	0
27	M	Gabe Jones	1	0	7	0	0	0	0	0	0	0	1	0	0
30	G	Garth Lagerwey	10	9	810	0	0	0	0	1	3	0	0	1	0
21	M	Bryan Leyva	9	6	446	0	0	3	1	2	7	0	12	0	0
27	M	James Marcelin	16	6	641	0	0	3	2	7	4	0	0	0	0
17	F	Peri Marosevic	4	0	47	0	0	1	0	1	1	0	0	0	0
24	D	Joey Martinez	19	19	1503	0	0	2	2	24	5	0	0	4	0
23	M	Ty Maurin	3	0	17	0	0	0	0	0	0	0	0	0	0
25	D	Josue Mayard	3	0	27	0	0	1	0	1	0	0	0	0	0
24	D	Justin Moore	2	1	159	0	0	0	0	1	1	0	0	0	0
14	D	Lee Morrison	3	1	103	0	0	1	0	3	0	0	0	0	0
21	G	Johann Noetzel	1	1	90	0	0	0	0	0	0	0	0	0	0
24	M	Percy Olivares	6	2	251	0	0	3	0	4	7	0	0	1	0
23	D	Rene Ortiz	2	1	96	0	0	0	0	2	0	0	0	0	0
15	D	Luis Perea	2	0	15	0	0	0	0	0	0	0	0	0	0
25	D	Steve Purdy	5	4	338	0	0	2	0	2	1	0	0	1	0
3	D	Ed Puskarich	18	14	1238	0	0	2	1	12	14	1	0	2	0
14	D	Milton Reyes	12	9	828	0	0	9	1	18	29	1	0	4	0
24	M	Angel Rivillo	1	0	19	0	0	0	0	0	0	0	0	0	0
22	D	Philip Salyer	27	23	2078	0	0	9	1	21	13	1	0	4	0
21	F	Alvaro Sanchez	3	2	197	0	0	4	2	0	1	0	2	0	0
25	F	Juan Sastoque	5	0	72	0	0	0	0	1	1	3	0	0	0
7	F	Darren Sawatzky	1	0	3	0	0	0	0	0	0	0	0	0	0
18	G	Chris Seitz	5	5	450	0	0	0	0	0	0	0	0	0	0
22	G	Chris Snitko	1	0	24	0	0	0	0	0	0	0	0	0	0
20	F	Dan Stebbins	1	1	38	0	0	1	1	0	2	0	0	0	0
12	M	Jordan Stone	25	11	1293	0	0	2	0	17	10	0	0	1	1
17	F	Jason Thompson	1	0	1	0	0	0	0	0	0	0	0	0	0
4	D	Daniel Torres	15	8	886	0	0	1	0	10	7	0	0	1	1
28	M	Victor Ulloa	1	0	9	0	0	0	0	0	0	0	0	0	0
13	M	Mandi Urbas	3	0	40	0	0	1	1	0	1	0	0	0	0
19	D	Blake Wagner	40	32	2947	0	0	11	0	32	43	1	0	3	0
26	D	Anthony Wallace	15	11	842	0	0	4	1	7	3	1	0	0	0
31	F	Jamie Watson	1	0	11	0	0	0	0	1	0	0	0	0	0
23	F	Andrew Wiedeman	8	1	172	0	0	3	2	2	3	3	2	0	0

All-Time FC Dallas Stats

UNF	POS	PLAYER	GP	GS	MIN	G	A	SHT	SOG	FC	FS	OFF	CK	C	E
5	M	Kirk Wilson	6	3	267	0	0	3	1	5	3	0	0	0	0
31	F	Jason Yeisley	5	0	39	0	0	1	0	0	1	1	0	0	0
21	D	Alex Yi	27	21	1911	0	0	8	3	37	13	0	0	6	0
Own-goals received						12									
Team totals			526	526	47597	775	828	6844	2995	7656	7119	1589	2542	927	74
Opponent totals			526	526	47597	778	847	6750	3001	7276	7518	1361	2833	892	72

FC DALLAS INDIVIDUAL GOALKEEPING

UNF	POS	GOALKEEPER	GP	GS	MIN	SHTS	SV	GA	GAA	PG	PA	W	L	T	SO
2	D	Chris Gbandi	1	0	1	0	0	0	0.00	0	0	0	0	0	0
21	G	Johann Noetzel	1	1	90	8	7	1	1.00	0	0	1	0	0	0
1	G	Kevin Hartman	83	83	7425	343	239	89	1.08	6	10	34	23	25	28
44	G	Dario Sala	100	99	8845	472	328	136	1.38	7	8	39	33	27	23
1	G	Scott Garlick	40	38	3525	207	150	55	1.40	3	3	16	14	9	10
30	G	Ray Burse	25	24	2223	137	97	37	1.50	4	4	7	12	6	3
22	G	Matt Jordan	114	114	10358	660	458	174	1.51	11	19	52	46	15	30
1	G	Mark Dodd	92	88	7977	686	495	139	1.57	14	18	44	45	0	16
30	G	Garth Lagerwey	10	9	810	58	41	15	1.67	1	1	6	3	0	1
00	G	Jeff Cassar	33	30	2676	167	110	53	1.78	0	1	8	15	6	6
18	G	Chris Seitz	5	5	450	24	15	9	1.80	1	2	0	3	2	0
1	G	Shaka Hislop	10	10	900	57	36	19	1.90	0	0	4	5	1	0
22	G	D.J. Countess	25	25	2293	180	121	49	1.92	6	10	5	15	5	2
22	G	Chris Snitko	1	0	24	2	0	2	7.50	0	0	0	0	0	0
Team totals			526	526	47597	3001	2097	778	1.47	53	76	216	214	96	120
Opponent totals			526	526	47597	2995	2073	775	1.47	54	68	214	216	96	114

ALL-TIME REGULAR SEASON ATTENDANCE

	OVERALL RECORD		-----AT HOME----- GAMES TOTAL AVG.		-----ON THE ROAD----- GAMES TOTAL AVG.		RANK	HOME LARGEST HOME CROWD
1996	17-15-0	16	256,173	16,011	16	235,367	14,710	6th 35,250 (5/05/96, 0-0 SOW vs. CLB)
1997	16-16-0	16	154,845	9,678	16	176,756	11,047	9th 16,089 (7/04/97, 2-3 L vs. DC)
1998	15-17-0	16	175,162	10,948	16	198,315	12,395	9th 15,280 (5/16/98, 2-1 W vs. COL)
1999	19-13-0	16	195,381	12,211	16	208,346	13,022	10th 17,621 (7/04/99, 1-2 L vs. CHI)
2000	14-14-4	16	209,637	13,102	16	171,404	10,713	7th 27,815 (6/07/00, 3-2 W vs. CLB)
2001	10-11-5	13	163,465	12,574	13	181,390	13,953	8th 21,343 (7/04/01, 1-1 T vs. NE)
2002	12-9-7	14	183,702	13,122	14	181,851	12,989	7th 17,652 (9/14/02, 1-2 L vs. NE)
2003	6-19-5	15	118,585	7,906	15	209,928	13,995	10th 9,098 (4/12/03, 1-1 T vs. LA)
2004	10-14-6	15	136,319	9,088	15	198,827	13,255	10th 17,792 (8/07/04, 1-0 W vs. COL)
2005	13-10-9	16	179,021	11,189	16	255,818	15,989	11th 18,021 (10/15/05, 2-2 T vs. KC)
2006	16-12-4	16	239,714	14,982	16	264,307	16,519	6th 20,500 (10/07/06, 2-1 W vs. LA)
2007	13-12-5	15	227,182	15,145	15	250,220	16,681	10th 20,500 (4/22/07, 3-1 W vs. COL)
2008	8-10-12	15	195,356	13,024	15	281,712	18,781	13th 22,331 (5/18/08, 1-5 L vs. LA)
2009	11-13-6	15	186,612	12,441	15	227,434	15,162	13th 51,012 (9/30/09, 1-0 W vs. NE)
2010	12-4-14	15	162,229	10,815	15	250,256	16,684	14th 15,993 (7/3/10, 1-0 W vs. KC)
2011	15-12-7	17	218,636	12,861	17	296,664	17,451	16th 21,867 (5/1/11, 2-1 W vs. LA)
2012	9-13-12	17	241,390	14,199	17	300,984	17,705	15th 22,565 (7/28/12, 1-0 L vs. LA)

PLAYOFF ATTENDANCE

--OVERALL--	----- AT HOME -----			---- ON THE ROAD ----					
	REC.	GMS	TOTAL	AVG	GMS	TOTAL	AVG	RNK	LARGEST HOME CROWD
1996	1-2-0	2	19,927	9,964	1	4,466	4,466	6th	10,125 (9/29, 2-1 W vs. KC)
1997	2-2-0	2	18,624	9,312	2	37,373	18,687	7th	11,248 (10/08, 3-0 W vs. LA)
1998	0-2-0	1	8,130	8,130	1	10,047	10,047	7th	8,130 (10/04, 2-3 L vs. LA)
1999	3-3-0	3	34,591	11,530	3	56,272	18,757	5th	13,816 (11/07, 2-2 SOW vs. LA)
2000	0-2-0	1	7,555	7,555	1	14,868	14,868	7th	7,555 (9/20, 1-2 L vs. MET)
2001	0-2-1	1	17,149	17,149	2	21,125	10,563	2nd	17,149 (9/23, 1-1 T vs. CHI)
2002	1-1-1	2	14,368	7,184	1	9,637	,637	8th	8,008 (10/02, 1-2 T vs. COL)
2005	0-1-1	1	10,104	10,104	1	9,625	9,625	7th	10,104 (10/29, 2-2 SOL vs. COL)
2006	1-1-0	1	15,486	15,486	1	4,176	4,176	3rd	15,486 (10/28, 2-3 L vs. COL)
2007	1-1-0	1	12,537	12,537	1	30,088	30,088	6th	12,537 (10/27, 1-0 W vs. HOU)
2010	2-1-1	1	11,003	11,003	3	68,024	22,674	7th	11,003 (10/30, 2-1 W vs. RSL)
2011	0-1-0	1	10,017	10,017	0	0	0	N/A	10,017 (10/26, 2-0 L vs. NY)
TOT.	11-17-16	44	179,491	10,401	17	265,701	18,397		

All-Time Coaching Records

ALL-TIME REGULAR SEASON COACHING RECORDS

Year	Coach	W	L	T	PCT	OT	ShO	PTS
1996	Dave Dir	17	15	0	.531	0-0-0	5-3	41
1997	Dave Dir	16	16	0	.500	0-0-0	3-2	42
1998	Dave Dir	15	17	0	.469	0-0-0	4-2	37
1999	Dave Dir	19	13	0	.594	0-0-0	3-6	51
2000	Dave Dir	14	14	4	.500	0-0-4	0-0	46
2001	Mike Jeffries	10	11	5	.481	2-1-5	0-0	35
2002	Mike Jeffries	12	9	7	.554	3-0-7	0-0	43
2003	Mike Jeffries	4	16	4	.250	0-1-4	0-0	16
	Colin Clarke	2	3	1	.417	0-0-1	0-0	7
2004	Colin Clarke	10	14	6	.433	0-0-0	0-0	36
2005	Colin Clarke	13	10	9	.547	0-0-0	0-0	48
2006	Colin Clarke	16	12	4	.563	0-0-0	0-0	52
2007	Steve Morrow	13	12	5	.517	0-0-0	0-0	44
2008	Steve Morrow	2	3	3	.438	0-0-0	0-0	9
	Marco Ferruzzi	2	2	1	.500	0-0-0	0-0	7
	Schellas Hyndman	4	5	8	.471	0-0-0	0-0	20
2009	Schellas Hyndman	11	13	6	.467	0-0-0	0-0	39
2010	Schellas Hyndman	12	4	14	.633	0-0-0	0-0	50
2011	Schellas Hyndman	15	12	7	.544	0-0-0	0-0	52
2012	Schellas Hyndman	9	13	12	.441	0-0-0	0-0	39
TOTALS		216	214	96	.502	5-2-21	15-13	662

INDIVIDUAL COACHING RECORDS

Coach	W	L	T	PCT	OT	ShO	PTS
Dave Dir	81	75	4	.518	0-0-4	15-14	217
Mike Jeffries	26	36	16	.435	5-2-16	0-0	94
Colin Clarke	41	39	20	.510	0-0-1	0-0	143
Steve Morrow	15	15	8	.500	0-0-0	0-0	53
Marco Ferruzzi	2	2	1	.500	0-0-0	0-0	7
Schellas Hyndman	51	47	47	.513	0-0-0	0-0	200

PLAYOFF COACHING HISTORY

Year	Coach	W	L	T	PCT	OT	ShO
1996	Dave Dir	1	2	0	.333	0-0-0	0-1
1997	Dave Dir	2	2	0	.500	0-0-0	1-0
1998	Dave Dir	0	2	0	.000	0-0-0	0-0
1999	Dave Dir	3	3	0	.500	0-0-0	1-0
2000	Dave Dir	0	2	0	.000	0-1-0	0-0
2001	Mike Jeffries	0	2	1	.167	0-0-1	0-0
2002	Mike Jeffries	1	1	1	.500	0-0-1	0-0
2005	Colin Clarke	0	0	2	.500	0-1-0	0-0
2006	Colin Clarke	1	1	0	.500	0-1-0	0-0
2007	Steve Morrow	1	1	0	.500	0-1-0	0-0
2010	Schellas Hyndman	2	1	1	.625	0-1-0	0-0
2011	Schellas Hyndman	0	1	0	.000	0-0-0	0-0
TOTALS		11	18	5	.397	0-5-2	2-1

FC Dallas All-Time International Results

Year	Date	Opponent	Home/Away	Result	Competition
1996	Nov. 16	El Salvador Selection	Home	W, 3-2	Friendly
1997	July 11	CD Guadalajara (MEX)	Home	L, 5-0	Friendly
	Dec. 10	Guatemala Selection	Away	L, 5-1	Friendly
	Dec. 12	CSD Comunicaciones (GUA)	Away	L, 1-0	Friendly
1998	March 4	CD Necaxa (MEX)	Home	L, 4-1	CONCACAF Cup Winners Cup
	March 8	CDSC Cruz Azul (MEX)	Home	L, 2-1	CONCACAF Cup Winners Cup
	Nov. 11	Tecos UAG (MEX)	Away	L, 4-1	Friendly
2000	Nov. 3	Atlas CF (MEX)	Home	W, 2-0	Friendly
	Nov. 6	Bachilleres (MEX)	Home	T, 1-1	Friendly
	Nov. 8	CD Guadalajara (MEX)	Away	L, 1-0	Friendly
2001	March 24	CD Guadalajara (MEX)	Home	T, 2-2	Friendly
	Nov. 5	CD Platense (HON)	Home	T, 0-0	Friendly
2002	March 13	W Connection (TRI)	Home	W, 3-0	Friendly
	Oct. 26	CD Olimpia (HON)	Neutral	T, 0-0 (DAL wins 6-5 on pk)	Friendly
2003	July 9	CD Aguila (ESV)	Home	W, 3-3 (DAL wins 3-1 on pk)	Friendly
2006	March 22	Atlas CF (MEX)	Home	W, 4-1	Friendly
	July 19	Tigres UANL (MEX)	Home	W, 2-0	Rio Grande Plate
	July 26	Tigres UANL (MEX)	Away	L, 0-2 (DAL wins the Rio Grande Plate 5-4 on pk)	
2007	March 7	CA Paranaense (BRA)	Away	L, 3-1	Friendly
	March 31	CA Paranaense (BRA)	Home	L, 1-0	Friendly
	July 7	Tigres UANL (MEX)	Away	L, 2-0	Rio Grande Plate
	July 11	Tigres UANL (MEX)	Home	L, 2-0	Rio Grande Plate
	July 24	CD Guadalajara (MEX)	Home	T, 1-1	SuperLiga
	July 28	CF Pachuca (MEX)	Home	T, 2-2	SuperLiga
	Dec. 1	TT Pro League Foreign All-Stars (TRI)	Away	T, 2-2 (DAL wins 7-6 on pk)	Friendly
	Dec. 3	TT Pro League Local All-Stars (TRI)	Away	L, 1-0	Friendly
2008	Feb. 20	Tigres UANL (MEX)	Away	L, 2-1	Rio Grande Plate
	March 6	CA Paranaense (BRA)	Away	W, 2-0	Friendly
	March 22	CA Paranaense (BRA)	Home	W, 2-1	Friendly
	June 29	CD Guadalajara (MEX)	Home	L, 2-1	Friendly
	Sept. 7	Club America (MEX)	Home	W, 2-1	Friendly
	Oct. 14	Tigres UANL (MEX)	Home	W, 3-2 (DAL loses the Rio Grande Plate 3-1 on pk)	
2009	March 4	CA Paranaense (BRA)	Away	L, 4-2	USA-Brazil Challenge
	March 14	CA Paranaense (BRA)	Home	W, 1-0 (DAL loses the USA-Brazil Challenge 5-4 on PKs)	
	June 10	CS Herediano (CRC)	Home	W, 2-0	Friendly
	July 15	CSD Comunicaciones (GUA)	Home	W, 2-0	Friendly
2010	August 5	Inter Milan	Home	D, 2-2	Friendly
2011	March 23	Tigres UANL (MEX)	Away	L, 2-1	Rio Grande Plate
	July 28	Alianza FC (El Salvador)	Away	W, 1-0	CONCACAF Champions League
	Aug. 3	Alianza FC (El Salvador)	Home	W, 1-0	CONCACAF Champions League
	Aug. 17	Pumas UNAM (MEX)	Away	W, 1-0	CONCACAF Champions League
	Aug. 24	Toronto FC (CAN)	Away	W, 1-0	CONCACAF Champions League
	Sept. 3	Tigres UANL (MEX)	Home	W, 2-1 (DAL wins Rio Grande Plate 6-5 on PKs)	
	Sept. 14	Tauro FC (PAN)	Home	D, 1-1	CONCACAF Champions League
	Sept. 21	Pumas UNAM	Home	L, 2-0	CONCACAF Champions League
	Sept. 28	Tauro FC (PAN)	Away	L, 5-3	CONCACAF Champions League
	Oct. 18	Toronto FC (CAN)	Home	L, 3-0	CONCACAF Champions League
2012	Sept. 9	Leon	Home	D, 3-3 (4-3 L in PKs)	Friendly

FC Dallas Postseason History

DATE	OPPONENT	RESULT	ATT.	W-L-T	RD.	NOTES:
09/26/1996	at Kansas City	L 2-3	4,466	0-1-0	QTR	DAL: Elliott (21) Ashton (25); KC: Johnston (16) McKeon (79) Preki (89)
09/29/1996	Kansas City	W 2-1	10,125	1-1-0	QTR	DAL: Kreis (5) Washington (32); KC: Preki (30)
10/02/1996	Kansas City	L 2-3	9,802	1-2-0	QTR	DAL: Sanchez (27) Elliott (66); KC: Chung (41) Takawira (62)
10/05/1997	at Los Angeles	W 1-0	18,921	1-0-0	QTR	
10/08/1997	Los Angeles	W 3-0	11,248	2-0-0	QTR	DAL: Washington (29,69) Peinado (86)
10/12/1997	Colorado	L 0-1	7,376	2-1-0	SEM	COL: S. Henderson (42)
10/15/1997	at Colorado	L 1-2	18,452	2-2-0	SEM	DAL: Damian (5); COL: Patino (22) C. Henderson (87)
10/01/1998	at Los Angeles	L 1-6	10,047	0-1-0	QTR	DAL: Washington (47); LA: Pena (10,69) Hermosillo
(16,32) Cienfuegos (20) Welton (41)						
10/04/1998	Los Angeles	L 2-3	8,130	0-2-0	QTR	DAL: Haynes (44) Kreis (48); LA: Hendrickson (80) Caligiuri (85) Mathis (88)
10/16/1999	Chicago	W 2-1	10,980	1-0-0	QTR	DAL: Graziani (52) Santel (75); CHI: Ball (79)
10/23/1999	at Chicago	L 0-4	13,197	1-1-0	QTR	CHI: Nowak (18) Kosecki (36) Razov (43) Kovalenko (46)
10/27/1999	Chicago	W 3-2	9,795	2-1-0	QTR	DAL: Deering (55) Rodriguez (84) Graziani (86); CHI: Razov (3) Marsch (5)
10/31/1999	at Los Angeles	L 1-2	17,372	2-2-0	SEM	DAL: Graziani (75); LA: Cienfuegos (39) Hendrickson (90)
11/07/1999	Los Angeles	W 3-2	13,816	3-2-0	SEM	DAL: Graziani (33,73); LA: Hermosillo (13,54)
11/11/1999	at Los Angeles	L 1-3	25,703	3-3-0	SEM	DAL: Kreis (89); LA: Vanney (3) Hermosillo (20) Cienfuegos (68)
09/15/2000	at MetroStars	L 1-2 (OT)	14,868	0-1-0	QTR	DAL: Rhine (67); MET: Mathis (34) Valencia (100)
09/20/2000	MetroStars	L 1-2	7,555	0-2-0	QTR	DAL: J. Rodriguez (82); MET: Mathis (53,81)
09/20/2001	at Chicago	L 0-2	8,314	0-1-0	QTR	CHI: Bocanegra (40) Whitfield (90)
09/23/2001	Chicago	T 1-1 (OT)	17,149	0-1-1	QTR	DAL: Deering (27); CHI: J. Beasley (84)
09/29/2001	at Chicago	L 0-2	12,811	0-2-1	QTR	CHI: Kovalenko (17) Armas (55)
09/25/2002	Colorado	W 4-2	6,360	1-0-0	QTR	
						DAL: Morrow (26), Kreis (49), Deering (68), Martinez (70); CHI: Valderrama (1), Spencer (75)
09/28/2002	at Colorado	L 0-1	9,637	1-1-0	QTR	COL: Carrieri (78)
10/02/2002	Colorado	T 1-2 (OT/ST)	8,008	1-1-1	QTR	DAL: Rhine (6); COL: Spencer (22), Chung (101)
10/22/2005	at Colorado	T 0-0	9,625	0-0-1	QTR	
10/29/2005	Colorado	T 2-2 (OT)	10,104	0-0-2	QTR	DAL: Ruiz (67,105); COL: Cunningham (19) Kotschau (105)
10/21/2006	at Colorado	W 2-1	4,176	1-0-0	QTR	DAL: Ruiz (15) Thompson (55); COL: Cooke (23)
10/28/2006	Colorado	L 2-3 (OT)	15,486	1-1-0	QTR	DAL: Ruiz (48) Goodson (92); COL: Hernandez (57,83) Mathis (114)
10/27/2007	Houston	W 1-0	12,537	1-0-0	QTR	DAL: Goodson (23)
11/02/2007	at Houston	L 1-4 (OT)	30,088	1-1-0	QTR	DAL: Ruiz (14); HOU: Holden (66) Ching (72,97) Davis (100)
10/30/2010	Real Salt Lake	W 2-1	11,003	1-0-0	QTR	DAL: Cunningham (44) Avila (88); RSL: Espindola (5)
11/06/2010	at Real Salt Lake	T 1-1	19,324	1-0-1	QTR	DAL: McCarty (17); RSL: Findley (80)
11/14/2010	at Los Angeles	W 3-0	27,000	2-0-1	SEM	DAL: Ferreira (26) John (54) Chavez (73)
11/21/2010	Colorado	L 1-2 (OT)	21,700	2-1-1	FIN	DAL: Ferreira (35); COL: Casey (57) own goal (107)
10/26/2011	New York	L 0-2	10,017	0-1-0	WC	NY: Lindpere (61) Henry (90)

All-Time FC Dallas Postseason Stats

UNF	POS	PLAYER	GP	GS	MIN	G	A	SHT	SOG	FC	FS	OFF	CK	C	E
20	F	Ariel Graziani	11	11	1010	5	2	27	12	33	22	9	13	5	0
20	F	Carlos Ruiz	6	5	540	5	0	17	7	14	18	13	0	2	0
9	F	Jason Kreis	22	18	1721	4	2	37	20	28	39	7	27	6	0
10	F	Dante Washington	14	6	651	4	1	21	8	14	16	10	0	1	0
15	M	Chad Deering	16	16	1417	3	1	27	12	29	15	1	10	4	1
10	M	David Ferreira	4	4	390	2	3	9	4	7	7	2	18	0	0
19	F	Bobby Rhine	13	13	1111	2	3	15	7	13	11	3	2	2	0
8	F	Gerell Elliott	7	2	242	2	1	4	2	2	3	2	0	0	0
17	M	Jorge Rodriguez	18	16	1516	2	1	10	9	26	9	1	1	5	0
20	D	Clarence Goodson	5	3	379	2	0	4	2	1	3	0	0	0	0
7	M	Mark Santel	15	14	1175	1	5	6	4	17	18	3	4	1	0
18	M	Marvin Chavez	5	5	382	1	2	11	3	4	11	0	0	1	0
9	F	Hugo Sanchez	2	2	172	1	2	3	3	6	3	1	0	1	0
11	F	Damian	4	4	306	1	1	8	3	8	14	8	7	1	0
11	M	Antonio Martinez	7	5	467	1	1	6	4	5	14	3	14	1	0
4	M	Chad Ashton	3	1	88	1	0	2	2	0	2	0	2	0	0
12	M	Eric Avila	2	0	18	1	0	2	1	1	1	0	0	0	0
9	F	Jeff Cunningham	3	1	191	1	0	6	3	1	1	2	0	0	0
13	M	Brian Haynes	10	4	500	1	0	8	3	12	4	2	11	2	0
14	D	George John	4	4	390	1	0	3	2	4	3	0	0	0	0
13	M	Dax McCarty	5	4	401	1	0	8	3	5	6	0	0	0	0
6	D	Steve Morrow	3	3	271	1	0	1	1	4	1	0	0	0	0
22	M	Daniel Peinado	4	4	345	1	0	3	1	4	10	0	0	0	0
7	F	Abe Thompson	3	2	127	1	0	1	1	1	0	1	0	0	0
8	M	Oscar Pareja	17	16	1331	0	5	14	6	41	64	0	13	3	1
6	M	Ronnie O'Brien	7	7	701	0	3	16	6	9	13	1	7	1	0
3	M	Greg Vanney	4	4	420	0	3	1	0	5	6	0	1	0	0
23	M	Sergi Daniv	6	4	389	0	2	7	1	9	12	0	1	3	0
14	M	Ted Eck	14	12	1094	0	2	17	5	27	18	4	0	3	0
2	D	Chris Gbandi	6	6	539	0	2	8	3	10	6	0	0	2	1
20	D	Brek Shea	5	4	355	0	2	4	2	2	5	1	0	0	0
5	D	Jair Benitez	5	5	477	0	1	2	1	3	6	0	5	2	0
4	M	Paul Broome	10	8	681	0	1	2	1	15	9	0	0	5	0
33	F	Kenny Cooper	4	4	348	0	1	5	4	14	6	0	0	0	0
2	D	Eric Dade	15	13	1118	0	1	2	0	27	14	0	0	3	0
16	F	Atiba Harris	3	3	285	0	1	3	1	10	3	3	0	0	1
3	D	Ugo Ihemelu	5	5	480	0	1	3	0	2	1	0	0	1	0
7	F	Eddie Johnson	3	0	62	0	1	0	0	2	2	4	0	0	0
11	M	Lawrence Lozano	3	3	270	0	1	2	1	5	3	0	0	0	0
9	F	Roberto Mina	2	1	140	0	1	4	3	3	0	1	1	0	0
3	D	Ryan Suarez	6	6	520	0	1	1	0	12	8	0	0	2	0
66	M	Alain Sutter	3	3	206	0	1	0	0	4	7	1	4	1	0
11	F	John Jairo Trellez	4	0	50	0	1	2	1	0	2	0	0	0	0
20	F	Mickey Trotman	2	2	178	0	1	7	3	4	4	4	2	0	0
21	M	Lazo Alavanja	2	0	32	0	0	0	0	2	0	0	0	0	0
24	M	Eric Alexander	2	0	5	0	0	0	0	0	0	0	0	0	0
12	F	Arturo Alvarez	2	2	137	0	0	2	0	2	1	1	0	0	1
14	M	Leonel Alvarez	5	5	450	0	0	0	0	13	5	0	0	1	0
21	F	Hamisi Amani-Dove	2	2	133	0	0	0	0	6	1	0	0	0	0
5	M	Tenywa Bonseu	3	3	281	0	0	0	0	5	2	0	0	2	0
30	G	Ray Burse	1	0	95	0	0	0	0	0	0	0	0	0	0
15	F	Fabian Castillo	1	0	8	0	0	0	0	0	0	0	0	0	0
7	M	Daniel Cruz	1	0	23	0	0	0	0	1	0	0	0	0	0
10	M	Denilson	1	1	50	0	0	0	0	0	2	0	1	1	0
1	G	Mark Dodd	12	11	1035	0	0	0	0	0	3	0	0	0	0
24	M	Justin Evans	2	0	77	0	0	0	0	1	3	0	0	0	0
18	D	Richard Farrer	17	11	1103	0	0	2	0	17	15	1	0	4	1
5	M	Jorge Flores	2	0	28	0	0	0	0	0	1	1	0	0	0
1	G	Scott Garlick	2	2	210	0	0	0	0	0	0	0	0	0	0
1	G	Kevin Hartman	5	5	480	0	0	0	0	0	2	0	0	0	0
2	M	Daniel Hernandez	5	5	480	0	0	4	0	9	9	0	0	2	0
17	M	Zak Ibsen	3	2	191	0	0	2	1	4	1	0	0	0	0
10	D	Ricardo Iribarren	2	2	148	0	0	0	0	5	1	0	0	2	0
6	D	Jackson	5	5	392	0	0	7	4	8	2	0	0	0	0
4	M	Andrew Jacobson	1	1	67	0	0	2	0	0	0	0	0	0	0
5	D	Steve Jolley	2	2	210	0	0	0	0	2	0	0	0	1	0
22	G	Matt Jordan	12	12	1066	0	0	0	0	2	2	0	0	3	0
16	F	Aleksey Korol	3	1	76	0	0	1	0	5	4	1	0	1	0
12	D	Zach Loyd	5	2	311	0	0	0	0	5	4	0	0	2	0
34	F	Ruben Luna	1	0	13	0	0	1	1	0	1	0	0	0	0
9	F	Maicon Santos	1	0	17	0	0	2	1	0	0	0	0	0	0
3	D	Drew Moor	5	4	428	0	0	2	0	1	5	0	0	2	1
8	M	Richard Mulrooney	2	2	210	0	0	0	0	0	5	0	1	0	0
21	M	Ramon Nunez	2	2	210	0	0	12	6	0	1	1	4	0	0
25	F	Dominic Oduro	2	0	65	0	0	1	0	2	1	0	0	1	0
24	M	Percy Olivares	1	0	2	0	0	0	0	0	1	0	0	0	0

FC Dallas Postseason Stats

12	D	Brandon Pollard	8	8	703	0	0	3	1	12	9	0	0	1	0
6	M	Pablo Ricchetti	2	1	146	0	0	2	1	8	0	0	0	2	0
7	F	Milton Rodriguez	1	1	32	0	0	0	0	1	1	0	0	0	0
44	G	Dario Sala	4	4	325	0	0	0	0	0	1	0	0	1	0
5	M	Marcelo Saragosa	2	0	57	0	0	0	0	5	1	0	0	1	0
25	F	Juan Sastoque	1	0	2	0	0	0	0	0	0	0	0	0	0
15	D	Adrian Serieux	2	2	170	0	0	1	0	3	3	0	0	1	0
6	D	Tom Soehn	4	4	356	0	0	0	0	1	1	0	0	0	0
4	D	Diego Sonora	3	3	246	0	0	1	0	7	5	0	2	1	0
16	M	Temoc Suarez	2	1	57	0	0	0	0	1	1	0	0	1	0
3	D	Carey Talley	1	0	24	0	0	0	0	0	1	0	0	0	0
8	M	Juan Toja	2	2	210	0	0	0	0	6	3	0	0	0	0
10	M	Joselito Vaca	4	1	97	0	0	1	1	1	2	0	0	0	0
17	M	Simo Valakari	4	4	420	0	0	0	0	14	7	0	0	1	0
11	M	Ricardo Villar	1	1	82	0	0	0	0	1	3	0	0	0	0
16	D	David Wagenfuhr	2	0	98	0	0	2	0	0	0	1	0	0	0
3	D	Wade Webber	4	4	360	0	0	0	0	9	5	0	0	1	0
15	M	Mark Wilson	2	2	111	0	0	0	0	0	3	0	0	0	0
21	D	Alex Yi	1	1	120	0	0	0	0	2	1	0	0	0	0
Team totals			34	34	3231	45	57	387	171	604	546	93	151	90	7
Opponent totals			34	34	3231	62	78	450	208	566	594	89	179	85	4

FC DALLAS INDIVIDUAL POSTSEASON GOALKEEPING

UNF	GOALKEEPER	GP	GS	MIN	SHTS	SV	GA	GAA	PG	PA	W	L	T	SO	W-L-T
1	Scott Garlick	2	2	210	8	6	2	0.86	0	0	0	0	2	1	0-0-1
44	Dario Sala	4	4	325	24	20	4	1.11	0	0	2	1	0	1	0-1-0
1	Kevin Hartman	5	5	480	26	20	6	1.13	0	0	2	2	1	1	0-1-0
22	Matt Jordan	12	12	1066	66	42	22	1.86	1	1	3	7	2	0	0-1-2
1	Mark Dodd	12	11	1035	75	45	24	2.09	1	1	4	7	0	2	0-0-0
30	Ray Burse	1	0	95	9	5	4	3.79	0	0	0	1	0	0	0-1-0
Team totals		34	34	3231	208	142	62	1.73	2	2	11	18	5	5	0-4-3
Opponent totals		34	34	3231	171	121	45	1.25	3	5	18	11	5	8	4-0-3



Franchise Records

FC Dallas Individual & Team High Games

FC DALLAS INDIVIDUAL HIGH GAMES (1996-2012)

Points	8	Jeff Cunningham	08/01/2009	vs. KC	W	6-0
Goals	4	Jeff Cunningham	08/01/2009	vs. KC	W	6-0
Assists	3	Antonio Martinez	08/11/2001	vs. MET	W	3-0
	3	Antonio Martinez	05/18/2002	vs. COL	W	3-1
Shots	10	Ariel Graziani	06/02/2001	vs. MIA	L	2-6
	10	Jason Kreis	06/30/2001	vs. LA	T	0-0
	10	Kenny Cooper	07/04/2008	vs. KC	T	1-1
Shots on Goal	6	Jason Kreis	05/27/2000	at DC	L	2-3
	6	Bobby Rhine	06/02/2001	vs. MIA	L	2-6
	6	Ronnie O'Brien	05/07/2005	at KC	T	3-3
Fouls Committed	9	Daniel Peinado	04/26/1997	at LA	W	1-1
	9	Arturo Alvarez	05/28/2005	at DC	W	2-0
	9	Juan Toja	07/04/2007	vs. CHV	W	2-0
Fouls Suffered	8	Brian Haynes	08/14/1996	vs. CLB	L	2-2
	8	Oscar Pareja	06/08/2002	vs. COL	W	4-1
Corner Kicks	12	Brad Davis	04/03/2004	vs. COL	T	1-1
Offside	7	Damian	07/04/1997	vs. DC	L	2-3
Saves	12	Mark Dodd	09/19/1998	at KC	W	1-0
Shots Faced	15	Matt Jordan	09/04/1999	at	DC	L 1-4
Goals Allowed	8	Mark Dodd	06/04/1998	vs. LA	L	1-8

FC DALLAS TEAM HIGH GAMES (1996-2012)

Points	18	06/05/1999	at MET	W	5-2
	18	09/12/2009	at LA	W	6-3
Goals	6	06/16/2001	at COL	W	6-3
	6	08/01/2009	vs. KC	W	6-0
	6	09/12/2009	at LA	W	6-3
Assists	8	06/05/1999	at MET	W	5-2
Shots	36	08/19/1998	at MIA	L	1-2
Shots on Goal	16	07/17/1996	vs. LA	W	5-2
	16	09/07/1996	vs. NE	L	0-2
Fouls Committed	33	06/06/2001	at TB	W	1-0
	33	06/12/2005	at CHI	L	0-2
Fouls Suffered	36	05/27/2000	at DC	L	2-3
Corner Kicks	14	08/04/2001	at NE	L	1-5
Offside	13	08/16/2003	vs. KC	W	3-2
Saves	12	09/19/1998	at KC	W	1-0
Shots Faced	15	09/04/1999	at DC	L	1-4
Goals Allowed	8	06/04/1998	vs. LA	L	1-8

FC DALLAS TEAM LOW GAMES (1996-2012)

Points	0	114 times			
Goals	0	114 times			
Assists	0	178 times			
Shots	1	05/06/2012	vs. COL	L	2-0
Shots on Goal	0	05/06/2012	vs. COL	L	2-0
	0	07/11/2009	at COL	L	0-1
Fouls Committed	2	07/04/2009	vs. NY	W	2-1
Fouls Suffered	3	05/10/2003	vs. KC	L	1-3
	3	06/15/2008	vs. CHI	W	1-0
Corner Kicks	0	03/18/2000	vs. CHI	W	4-2
	0	09/06/2003	at COL	L	1-2
	0	07/15/2006	at CHI	W	3-2
	0	04/07/2007	at RSL	T	2-2
	0	04/12/2008	vs. NY	W	2-0
	0	05/18/2008	vs. LA	L	1-5
	0	07/27/2008	vs. LA	W	4-0
	0	09/13/2008	at DC	T	2-2
	0	04/19/2009	vs. TOR	W	3-2
	0	08/06/2009	vs. HOU	W	1-0
	0	07/30/2011	vs. CHI	W	1-0
Offside	0	57 times			
Saves	0	04/07/2001	vs. TB	L	2-4
	0	07/28/2004	at CLB	L	1-2
	0	05/06/2006	at HOU	L	3-4
	0	04/22/2007	vs. COL	W	3-1
	0	05/17/2007	at CHI	W	2-1
	0	03/26/2011	vs. SJ	L	0-2
	0	04/08/2011	vs. COL	W	3-0
Shots Faced	0	04/08/2011	vs. COL	W	3-0
Goals Allowed	0	119 times			



**IF YOU LEAVE IT ALL
ON THE FIELD,
WE'LL MAKE SURE
YOU GET IT BACK.**



Texas Health
Ben Hogan Sports MedicineSM
FORT WORTH

FC Dallas Individual Highs

GAMES PLAYED

Career:	247	Jason Kreis
Season:	33	Kevin Hartman (2011)

MINUTES

Career:	20,290	Jason Kreis
Season:	2,970	Kevin Hartman (2011)

GOALS

Career:	91	Jason Kreis
Season:	18	Jason Kreis (1999)
Season:	18	Kenny Cooper (2008)
Game:	4	Jeff Cunningham (08/01/2009 vs. KC)
Half:	3	Jason Kreis (03/20/1999 vs. KC, 2d)
Half:	3	Jeff Cunningham (08/01/2009 vs. KC, 2d)

ASSISTS

Career:	65	Jason Kreis
Season:	15	Jason Kreis (1999)
Game:	3	Antonio Martinez (08/11/2001 vs. MET)
Game:	3	Antonio Martinez (05/18/2002 vs. COL)
Half:	2	27 times

SHOTS

Career:	686	Jason Kreis
Season:	119	Kenny Cooper (2008)
Game:	10	4 times
Half:	7	Ariel Graziani (06/02/2001 vs. MIA, 2d)
Half:	7	Kenny Cooper (07/04/2008 vs. KC, 2d)

SHOTS ON GOAL

Career:	313	Jason Kreis
Season:	60	Kenny Cooper (2008)
Game:	6	Jason Kreis (05/27/2000 at DC)
Game:	6	Bobby Rhine (06/02/2001 vs. MIA)
Game:	6	Ronnie O'Brien (05/07/2005 at KC)
Half:	5	Jason Kreis (05/31/1998 vs. MIA, 1st)
Half:	5	Ronald Cerritos (09/05/2002 vs. MET, 1st)

FOULS COMMITTED

Career:	357	Jason Kreis
Season:	83	Juan Toja (2007)
Game:	9	Daniel Peinado (04/26/1997 at LA)
Game:	9	Arturo Alvarez (05/28/2005 at DC)
Game:	9	Juan Toja (07/04/2007 vs. CHV)
Half:	9	Daniel Peinado (04/26/1997 at LA, 2d)

FOULS SUFFERED

Career:	365	Oscar Pareja
Season:	84	David Ferreira (2010)
Game:	8	Brian Haynes (08/14/1996 vs. CLB)
Game:	8	Oscar Pareja (06/08/2002 vs. COL)
Half:	7	Jason Kreis (07/10/1996 at MET, 2d)
Half:	7	Lawrence Lozano (08/22/1996 at SJ, 1st)
Half:	7	Daniel Peinado (03/29/1997 vs. NE, 1st)

OFFSIDES

Career:	121	Jason Kreis
Season:	42	Damian (1997)
Half:	6	Gerrell Elliott (08/25/1996 at LA, 2d)

CORNER KICKS

Career:	300	Jason Kreis
Season:	107	Dave van den Bergh (2009)
Game:	12	Brad Davis (04/03/2004 vs. COL)
Half:	9	Jason Kreis (07/25/1998 at CLB, 2d)

CAUTIONS

Career:	38	Oscar Pareja
Season:	14	Leonel Alvarez (1996)
Game:	1	960 times
Half:	1	956 times

EJECTIONS

Career:	5	Leonel Alvarez
Season:	2	8 times
Game:	1	72 times
Half:	1	71 times

GAMES PLAYED IN GOAL

Career:	114	Matt Jordan
Season:	33	Kevin Hartman (2011)

MINUTES PLAYED IN GOAL

Career:	10,358	Matt Jordan
Season:	2,970	Kevin Hartman (2011)

WINS

Career:	52	Matt Jordan
Season:	17	Mark Dodd (1996)
Season:	17	Matt Jordan (1999)

LOSSES

Career:	46	Matt Jordan
Season:	16	Mark Dodd (1997)

TIES

Career:	27	Dario Sala
Season:	12	Dario Sala (2008)

SHUTOUTS

Career:	30	Matt Jordan
Season:	13	Kevin Hartman (2011)

GOALS ALLOWED

Career:	174	Matt Jordan
Season:	53	Matt Jordan (2000)
Game:	8	Mark Dodd (06/04/1998 vs. LA)
Half:	5	Mark Dodd (06/04/1998 vs. LA, 2d)

SAVES

Career:	495	Mark Dodd
Season:	183	Mark Dodd (1997)
Game:	12	Mark Dodd (09/19/1998 at KC)
Half:	8	Mark Dodd (09/19/1996 vs. LA, 1st)
Half:	8	Mark Dodd (09/19/1998 at KC, 2d)
Half:	8	Matt Jordan (04/24/1999 vs. CLB, 2d)

FC Dallas Team Highs

GAMES PLAYED

Season: 34 in 2011, 2012

MINUTES

Season: 3,060 in 2011, 2012

GOALS

Season: 55 in 1997
 Game: 6 06/16/2001 at COL
 Game: 6 08/01/2009 vs. KC
 Game: 6 09/12/2009 at LA
 Both Teams: 10 08/26/2000 vs. MET
 Half: 4 7 times

ASSISTS

Season: 79 in 2000
 Game: 8 06/05/1999 at MET
 Both Teams: 13 08/26/2000 vs. MET
 Half: 6 05/12/2001 vs. CLB (2d)

SHOTS

Season: 482 in 2011
 Game: 36 08/19/1998 at MIA
 Both Teams: 54 08/19/1998 at MIA
 Half: 22 08/19/1998 at MIA (2d)

SHOTS ON GOAL

Season: 230 in 1997
 Game: 16 07/17/1996 vs. LA
 Game: 16 09/07/1996 vs. NE
 Both Teams: 26 09/04/1999 at DC
 Half: 10 09/22/1996 at LA (2d)

FOULS COMMITTED

Season: 588 in 2000
 Game: 33 06/06/2001 at TB
 Game: 33 06/12/2005 at CHI
 Both Teams: 57 05/27/2000 at DC
 Half: 18 06/06/2001 at TB (2d)
 Half: 18 08/16/2003 vs. KC (1st)

FOULS SUFFERED

Season: 521 in 2000
 Game: 36 05/27/2000 at DC
 Both Teams: 56 05/27/2000 at DC
 Half: 19 05/27/2000 at DC (2d)

OFFSIDES

Season: 125 in 1997
 Game: 13 08/16/2003 vs. KC
 Both Teams: 16 07/29/1998 vs. LA
 Both Teams: 16 08/16/2003 vs. KC
 Half: 8 07/29/1998 vs. LA (2d)

CORNER KICKS

Season: 182 in 1998
 Game: 14 08/04/2001 at NE
 2-Tms: 20 07/25/1998 at CLB
 2-Tms: 20 08/04/2001 at NE
 Half: 9 6 times

CAUTIONS

Season: 64 in 2007
 Game: 8 07/21/2001 at CHI
 2-Tms: 13 04/06/2002 vs. DC
 Half: 7 07/21/2001 at CHI (2d)

EJECTIONS

Season: 7 in 2008
 Game: 2 09/14/2002 vs. NE
 Game: 2 08/07/2004 vs. COL
 Game: 2 10/18/2008 at RSL
 Game: 2 05/05/2012 vs. COL
 2-Tms: 2 23 times
 Half: 2 08/07/2004 vs. COL (2nd)
 Half: 2 05/05/2012 vs. COL (1st)

GAMES PLAYED

Season: 34 7 in 2011, 2012

MINUTES

Season: 3060 in 2011, 2012

WINS

Season: 19 in 1999

LOSSES

Season: 19 in 2003

TIES

Season: 14 in 2010

SHUTOUTS

Season: 13 in 2011

GOALS ALLOWED

Season: 64 in 2003
 Game: 8 06/04/1998 vs. LA
 Both Teams: 10 08/26/2000 vs. MET
 Half: 5 06/04/1998 vs. LA (2d)

SAVES

Season: 196 in 1997
 Game: 12 09/19/1998 at KC
 Both Teams: 20 09/19/1996 vs. LA
 Half: 8 09/19/1996 vs. LA (1st)
 Half: 8 09/19/1998 at KC (2d)
 Half: 8 04/24/1999 vs. CLB (2d)

FC Dallas Team Lows

GAMES PLAYED

Season: 26 2001

MINUTES

Season: 2412 2001

GOALS

Season: 34 2004
Game: 0 114 times
2-Tms: 0 27 times
Half: 0 495 times

ASSISTS

Season: 32 2007
Game: 0 179 times
2-Teams: 0 58 times
Half: 0 607 times

SHOTS

Season: 332 2003
Game: 1 05/06/2012 vs. COL
Both Teams: 11 04/14/2001 at SJ
Both Teams: 11 05/06/2006 at HOU
Half: 0 4 times

SHOTS ON GOAL

Season: 133 2003
Game: 0 07/11/2009 at COL
Game: 0 05/06/2012 vs. COL
Both Teams: 3 09/11/2010 at SJ
Both Teams: 3 07/16/2011 vs. DC
Both Teams: 3 08/15/2012 at VAN
Half: 0 76 times

FOULS COMMITTED

Season: 299 2009
Game: 2 07/04/2009 vs. NY
Both Teams: 10 07/27/2008 vs. LA
Half: 0 07/07/1996 at DC (1st)
Half: 0 06/04/2011 vs. NE (1st)
Half: 0 09/29/2012 at SJ (1st)

FOULS SUFFERED

Season: 334 2001
Game: 3 05/10/2003 vs. KC
Game: 3 06/15/2008 vs. CHI
Both Teams: 10 07/27/2008 vs. LA
Half: 0 05/10/2003 vs. KC (2nd)
Half: 0 04/05/2012 vs. NE (1st)

OFFSIDES

Season: 71 2004
Game: 0 50 times
Both Teams: 0 06/19/1999 at COL
Both Teams: 0 05/12/2007 at KC
Both Teams: 0 08/16/2008 at CLB
Half: 0 284 times

CORNER KICKS

Season: 112 2006
Game: 0 11 times
2-Tms: 2 09/04/2010 vs. TOR
Half: 0 140 times

CAUTIONS

Season: 43 2012
Game: 0 77 times
2-Tms: 0 21 times
Half: 0 439 times

EJECTIONS

Season: 2 in 2005
Season: 2 in 2006
Game: 0 456 times
2-Tms: 0 403 times
Half: 0 981 times

GAMES PLAYED

Season: 26 2001

MINUTES

Season: 2412 2001

WINS

Season: 6 2003

LOSSES

Season: 4 2010

TIES

Season: 0 4 times

SHUTOUTS

Season: 3 2002

GOALS ALLOWED

Season: 28 2010
Game: 0 120 times
Both Teams: 0 27 times
Half: 0 512 times

SAVES

Season: 90 2010
Season: 90 2011
Game: 0 7 times
Both Teams: 1 08/15/2012 at VAN
Half: 0 160 times

FC Dallas Individual Leaders - All-Time

GAMES PLAYED

PLAYER	GP
Jason Kreis	247
Bobby Rhine	212
Oscar Pareja	176
Richard Farrer	158
Ted Eck	156
Jorge Rodriguez	155
Chad Deering	147
Mark Santel	133
Drew Moor	123
Matt Jordan	114

GAMES STARTED

PLAYER	GS
Jason Kreis	227
Oscar Pareja	144
Richard Farrer	141
Jorge Rodriguez	140
Bobby Rhine	136
Chad Deering	132
Ted Eck	116
Matt Jordan	114
Mark Santel	114
Drew Moor	111

MINUTES PLAYED

PLAYER	MIN
Jason Kreis	20290
Jorge Rodriguez	12972
Richard Farrer	12699
Bobby Rhine	12622
Oscar Pareja	12543
Chad Deering	11917
Matt Jordan	10358
Ted Eck	10265
Mark Santel	10240
Drew Moor	10031

GOALS

PLAYER	GP	GOALS
Jason Kreis	247	91
Kenny Cooper	90	40
Jeff Cunningham	66	33
Carlos Ruiz	68	31
Ariel Graziani	57	30
Jorge Rodriguez	155	25
Eddie Johnson	84	24
Dante Washington	85	24
Bobby Rhine	212	23
David Ferreira	83	21

ASSISTS

PLAYER	GP	ASTS
Jason Kreis	247	65
Oscar Pareja	176	47
Ronnie O'Brien	101	35
Bobby Rhine	212	34
David Ferreira	83	30
Chad Deering	147	30
Antonio Martinez	68	23
Mark Santel	133	22
Jorge Rodriguez	155	18
4 players tied with		17

SHOTS

PLAYER	GP	SHOTS
Jason Kreis	247	686
Kenny Cooper	90	269
Ronnie O'Brien	101	244
Bobby Rhine	212	204
Oscar Pareja	176	187
Ariel Graziani	57	180

Brek Shea	98	180
Carlos Ruiz	68	176
Chad Deering	147	167
Dante Washington	85	166

SHOTS ON GOAL

PLAYER	GP	SOG
Jason Kreis	247	313
Kenny Cooper	90	135
Ronnie O'Brien	101	106
Ariel Graziani	57	97
Bobby Rhine	212	95
Dante Washington	85	89
Carlos Ruiz	68	84
Jorge Rodriguez	155	78
Gerrell Elliott	65	77
Jeff Cunningham	66	75
Oscar Pareja	176	75

FOULS COMMITTED

PLAYER	GP	FC
Jason Kreis	247	357
Oscar Pareja	176	328
Chad Deering	147	239
Simo Valakari	85	232
Ted Eck	156	214
Ronnie O'Brien	101	181
Jorge Rodriguez	155	181
Bobby Rhine	212	179
Eric Dade	111	163
Carlos Ruiz	68	138

FOULS SUFFERED

PLAYER	GP	FS
Oscar Pareja	176	365
Jason Kreis	247	358
Bobby Rhine	212	202
Ted Eck	156	191
David Ferreira	66	161
Carlos Ruiz	68	160
Kenny Cooper	90	149
Jair Benitez	96	138
Chad Deering	147	132
Dax McCarty	93	127

CAUTIONS (YELLOWS)

PLAYER	GP	CAUT
Oscar Pareja	176	38
Jason Kreis	247	34
Leonel Alvarez	70	29
Chris Gbandi	111	29
Chad Deering	147	28
Bobby Rhine	212	27
Jorge Rodriguez	155	22
Simo Valakari	85	22
Paul Broome	87	20
Eric Dade	111	20
Clarence Goodson	74	20

EJECTIONS (RED CARDS)

PLAYER	GP	EJECT
Leonel Alvarez	70	5
Ted Eck	156	3
Bobby Rhine	212	3
Marcelo Saragosa	54	3
12 players tied with	2	

FC Dallas Individual Leaders - All-Time

CORNER KICKS

PLAYER	GP	CK
Jason Kreis	247	300
Chad Deering	147	203
David Ferreira	83	188
Brad Davis	55	150
Ronnie O'Brien	101	119
Antonio Martinez	68	115
Dax McCarty	93	113
Dave van den Bergh	30	107
Arturo Alvarez	86	96
Ramon Nunez	67	90

OFFSIDES

PLAYER	GP	OFF
Jason Kreis	247	121
Carlos Ruiz	68	91
Ariel Graziani	57	86
Kenny Cooper	90	81
Jeff Cunningham	66	80
Dante Washington	85	65
Bobby Rhine	212	64
Eddie Johnson	84	61
Damian	32	47
Gerrell Elliott	65	45
Brek Shea	98	45
Abe Thompson	69	45

GAME-WINNING GOALS

PLAYER	GP	GWG
Jason Kreis	247	28
Kenny Cooper	90	13
Jeff Cunningham	66	10
Eddie Johnson	84	10
Jorge Rodriguez	155	9
Brek Shea	98	9
Ariel Graziani	57	6
Bobby Rhine	212	6
Dante Washington	85	6
Ramon Nunez	67	5
Carlos Ruiz	68	5

GAME-WINNING ASSISTS

PLAYER	GP	GWA
Jason Kreis	247	19
Oscar Pareja	176	19
David Ferreira	83	9
Ronnie O'Brien	101	9
Bobby Rhine	212	9
Ted Eck	156	8
Mark Santel	133	8
Leonel Alvarez	70	7
Dax McCarty	93	7
Chad Deering	147	6

HAT TRICKS

PLAYER	GP	HATS
Jeff Cunningham	66	1
Jason Kreis	247	1
Bobby Rhine	212	1
Dante Washington	85	1

MULTI-GOAL GAMES

PLAYER	GP	GAMES
Jason Kreis	247	10
Jeff Cunningham	66	7
Kenny Cooper	90	5
Ariel Graziani	57	5
Carlos Ruiz	68	5
Dante Washington	85	4
Eddie Johnson	84	3
David Ferreira	83	2
Roberto Mina	37	2
Ramon Nunez	67	2
Bobby Rhine	212	2
Jorge Rodriguez	155	2

PENALTY-KICK GOALS

PLAYER	GP	PKG
Kenny Cooper	90	7
Jorge Rodriguez	155	7
Jason Kreis	247	6
Damian	32	5
Jeff Cunningham	66	5
David Ferreira	83	4
Carlos Ruiz	68	4
Brad Davis	55	2
Abe Thompson	69	2
Brek Shea	98	2

GOALS PER GAME

PLAYER	GP	GOALS	AVG
Ariel Graziani	57	30	0.53
Jeff Cunningham	66	33	0.50
Carlos Ruiz	68	31	0.46
Kenny Cooper	90	40	0.44
Jason Kreis	247	91	0.37
Eddie Johnson	84	24	0.29
Dante Washington	85	24	0.28
David Ferreira	83	21	0.25
Jorge Rodriguez	155	25	0.16
Bobby Rhine	212	23	0.11
Minimum:		20 goals	

ASSISTS PER GAME

PLAYER	GP	ASTS	AVG
David Ferreira	83	30	0.36
Ronnie O'Brien	101	35	0.35
Antonio Martinez	68	23	0.34
Oscar Pareja	176	47	0.27
Jason Kreis	247	65	0.26
Chad Deering	147	30	0.20
Mark Santel	133	22	0.17
Bobby Rhine	212	34	0.16
Minimum:		20 assists	

GOALS PER 90 MIN.

PLAYER	MIN	GOALS	AVG
Jeff Cunningham	4333	33	0.69
Ariel Graziani	5038	30	0.54
Carlos Ruiz	5384	31	0.52
Kenny Cooper	7474	40	0.48
Dante Washington	5260	24	0.41
Eddie Johnson	5303	24	0.41
Jason Kreis	20290	91	0.40
David Ferreira	7323	21	0.26
Jorge Rodriguez	12972	25	0.17
Bobby Rhine	12622	23	0.16
Minimum:		20 goals	

ASSISTS PER 90 MIN.

PLAYER	MIN	ASTS	AVG
Antonio Martinez	3880	23	0.53
Ronnie O'Brien	8247	35	0.38
David Ferreira	7323	30	0.37
Oscar Pareja	12543	47	0.34
Jason Kreis	20290	65	0.29
Bobby Rhine	12622	34	0.24
Chad Deering	11917	30	0.23
Mark Santel	10240	22	0.19
Minimum:		20 assists	

SCORING PCT.

PLAYER	GP	SHOTS	GOALS	PCT
Jeff Cunningham	66	153	33	21.6
Carlos Ruiz	68	176	31	17.6
Ariel Graziani	57	180	30	16.7
Jorge Rodriguez	155	160	25	15.6
David Ferreira	83	137	21	15.3
Eddie Johnson	84	157	24	15.3
Kenny Cooper	90	269	40	14.9
Dante Washington	85	166	24	14.5
Jason Kreis	247	686	91	13.3
Bobby Rhine	212	204	23	11.3
Minimum:		20 goals		

FC Dallas Individual Leaders - All-Time

SHOTS ON GOAL PCT.

PLAYER	GP	SHOTS	SOG	PCT
Gerrell Elliott	65	119	77	64.7
Ariel Graziani	57	180	97	53.9
Dante Washington	85	166	89	53.6
Kenny Cooper	90	269	135	50.2
Jeff Cunningham	66	153	75	49.0
Jorge Rodriguez	155	160	78	48.8
Carlos Ruiz	68	176	84	47.7
Bobby Rhine	212	204	95	46.6
Jason Kreis	247	686	313	45.6
Ronnie O'Brien	101	244	106	43.4
Minimum:		75 shots on goal		

GAMES PLAYED IN GOAL

PLAYER	GP
Matt Jordan	114
Dario Sala	100
Mark Dodd	92
Kevin Hartman	83
Scott Garlick	40
Jeff Cassar	33
Ray Burse	25
D.J. Countess	25
Shaka Hislop	10
Garth Lagerwey	10

GAMES STARTED IN GOAL

PLAYER	GS
Matt Jordan	114
Dario Sala	99
Mark Dodd	88
Kevin Hartman	83
Scott Garlick	38
Jeff Cassar	30
D.J. Countess	25
Ray Burse	24
Shaka Hislop	10
Garth Lagerwey	9

MINUTES PLAYED IN GOAL

PLAYER	MIN
Matt Jordan	10358
Dario Sala	8845
Mark Dodd	7977
Kevin Hartman	7425
Scott Garlick	3525
Jeff Cassar	2676
D.J. Countess	2293
Ray Burse	2223
Shaka Hislop	900
Garth Lagerwey	810

GOALS AGAINST AVG.

PLAYER	GP	MIN	SHTS	SVS	GA	GAA	SHO
Kevin Hartman	83	7,425	328	239	89	1.08	28
Dario Sala	100	8,845	464	328	136	1.38	23
Matt Jordan	114	10,358	632	458	174	1.51	30
Mark Dodd	92	7977	634	495	139	1.57	16
Minimum:		4000 minutes played					

WINNING PCT.

PLAYER	GP	WON	LOST	TIED	PCT
Kevin Hartman	83	34	23	25	.567
Dario Sala	100	39	33	27	.530
Matt Jordan	114	52	46	15	.527
Mark Dodd	92	44	45	0	.494
Minimum:		20 wins			

WINS

PLAYER	GP	WON
Matt Jordan	114	52
Mark Dodd	92	44
Dario Sala	100	39
Kevin Hartman	83	34
Scott Garlick	40	16
Jeff Cassar	33	8
Ray Burse	25	7
Garth Lagerwey	10	6
D.J. Countess	25	5
Shaka Hislop	10	4

LOSSES

PLAYER	GP	LOST
Matt Jordan	114	46
Mark Dodd	92	45
Dario Sala	100	33
Kevin Hartman	83	23
Jeff Cassar	33	15
D.J. Countess	25	15
Scott Garlick	40	14
Ray Burse	25	12
Shaka Hislop	10	5
Garth Lagerwey	10	3

SAVES

PLAYER	GP	SVS
Mark Dodd	92	495
Matt Jordan	114	458
Dario Sala	100	328
Kevin Hartman	83	239
Scott Garlick	40	150
D.J. Countess	25	121
Jeff Cassar	33	110
Ray Burse	25	97
Garth Lagerwey	10	41
Shaka Hislop	10	36

SHUTOUTS

PLAYER	GP	SHO
Matt Jordan	114	30
Kevin Hartman	83	28
Dario Sala	100	23
Mark Dodd	92	16
Scott Garlick	40	10
Jeff Cassar	33	6
Ray Burse	25	3
D.J. Countess	25	2
Garth Lagerwey	10	1

SAVES PERCENTAGE

PLAYER	GP	SAVES	SOG	PCT
Mark Dodd	92	495	686	72.2
Kevin Hartman	83	239	343	69.7
Dario Sala	100	328	472	69.5
Matt Jordan	114	458	660	69.4
Minimum:		175 Saves		

FC Dallas Age-Related Milestones

YOUNGEST PLAYER TO...

Play in a game	Eddie Johnson	17 yrs., 42 days	3/31/1984	05/12/2001 DAL vs CLB
Start a game	Eddie Johnson	17 yrs., 126 days	3/31/1984	08/04/2001 DAL at NE
Play a complete game	Joselito Vaca	18 yrs., 238 days	8/12/1982	04/07/2001 DAL vs TB
Score a goal	Eddie Johnson	17 yrs., 95 days	3/31/1984	07/04/2001 DAL vs NE
Record an assist	Eddie Johnson	18 yrs., 172 days	3/31/1984	09/19/2002 DAL at DC
Score two goals in a game	Brek Shea	20 yrs., 97 days	2/28/1990	06/05/2010 DAL vs SJ
Score three goals in a game	Bobby Rhine	26 yrs., 51 days	4/18/1976	06/08/2002 DAL vs COL
Play a game as GK	D.J. Countess	20 yrs., 178 days	1/09/1982	07/06/2002 DAL at KC
Start a game as GK	D.J. Countess	20 yrs., 178 days	1/09/1982	07/06/2002 DAL at KC
Play a CG as GK	D.J. Countess	20 yrs., 178 days	1/09/1982	07/06/2002 DAL at KC
Record a shutout	D.J. Countess	21 yrs., 114 days	1/09/1982	05/03/2003 DAL at DC
Record a win	D.J. Countess	21 yrs., 142 days	1/09/1982	05/31/2003 DAL vs DC

OLDEST PLAYER TO...

Play in a game	Kevin Hartman	38 yrs., 156 days	5/25/1974	10/28/2012 DAL vs CHV
Start a game	Kevin Hartman	38 yrs., 156 days	5/25/1974	10/28/2012 DAL vs CHV
Play a complete game	Kevin Hartman	38 yrs., 156 days	5/25/1974	10/28/2012 DAL vs CHV
Score a goal	Hugo Sanchez	38 yrs., 70 days	7/11/1958	09/19/1996 DAL vs LA
Record an assist	Hugo Sanchez	38 yrs., 16 days	7/11/1958	07/27/1996 DAL vs COL
Score two goals in a game	Jeff Cunningham	33 yrs., 352 days	8/21/1976	08/08/2010 DAL vs PHI
Score three goals in a game	Jeff Cunningham	32 yrs., 345 days	8/21/1976	08/01/2009 DAL vs KC
Play a game as GK	Kevin Hartman	38 yrs., 156 days	5/25/1974	10/28/2012 DAL vs CHV
Start a game as GK	Kevin Hartman	38 yrs., 156 days	5/25/1974	10/28/2012 DAL vs CHV
Play a CG as GK	Kevin Hartman	38 yrs., 156 days	5/25/1974	10/28/2012 DAL vs CHV
Record a shutout	Kevin Hartman	38 yrs., 113 days	5/25/1974	09/15/2012 DAL vs VAN
Record a win	Kevin Hartman	38 yrs., 113 days	5/25/1974	09/15/2012 DAL vs VAN

FC Dallas Individual Postseason Records

FC Dallas Individual Postseason High Games

Points

4	Dante Washington	10/08/1997 vs. LA	W 3-0
4	Ariel Graziani	11/07/1999 vs. LA	W 2-2
4	Carlos Ruiz	10/29/2005 vs. COL	T 2-2

Goals

2	Dante Washington	10/08/1997 vs. LA	W 3-0
2	Ariel Graziani	11/07/1999 vs. LA	W 2-2
2	Carlos Ruiz	10/29/2005 vs. COL	T 2-2

Assists

2	Oscar Pareja	10/16/1999 vs. CHI	W 2-1
2	Mark Santel	11/07/1999 vs. LA	W 2-2
2	Oscar Pareja	09/25/2002 vs. COL	W 4-2
2	Greg Vanney	10/28/2006 vs. COL	L 2-3

Shots

11	Carlos Ruiz	10/29/2005 vs. COL	T 2-2
----	-------------	--------------------	-------

Shots on Goal

4	Ariel Graziani	11/07/1999 vs. LA	W 2-2
4	Ramon Nunez	10/29/2005 vs. COL	T 2-2

Fouls Committed

6	Ted Eck	10/23/1999 at CHI	L 0-4
6	Ariel Graziani	09/20/2001 at CHI	L 0-2
6	Oscar Pareja	09/23/2001 vs. CHI	T 1-1

Fouls Suffered

8	Oscar Pareja	09/20/2001 at CHI	L 0-2
---	--------------	-------------------	-------

Corner Kicks

7	David Ferreira	10/30/2010 vs. RSL	W 2-1
---	----------------	--------------------	-------

Offside

6	Carlos Ruiz	10/29/2005 vs. COL	T 2-2
---	-------------	--------------------	-------

Saves

12	Mark Dodd	09/26/1996 at KC	L 2-3
----	-----------	------------------	-------

Shots Faced

15	Mark Dodd	09/26/1996 at KC	L 2-3
----	-----------	------------------	-------

Goals Allowed

6	Mark Dodd	10/01/1998 at LA	L 1-6
---	-----------	------------------	-------

FC Dallas Team Postseason High Games

Points

14	09/25/2002	vs. COL	W 4-2
----	------------	---------	-------

Goals

4	09/25/2002	vs. COL	W 4-2
---	------------	---------	-------

Assists

6	09/25/2002	vs. COL	W 4-2
---	------------	---------	-------

Shots

37	10/29/2005	vs. COL	T 2-2
----	------------	---------	-------

Shots on Goal

14	10/29/2005	vs. COL	T 2-2
----	------------	---------	-------

Fouls Committed

32	09/23/2001	vs. CHI	T 1-1
----	------------	---------	-------

Fouls Suffered

27	10/28/2006	vs. COL	L 2-3
----	------------	---------	-------

Corner Kicks

10	11/11/1999	at LA	L 1-3
10	10/29/2005	vs. COL	T 2-2

Offside

9	10/12/1997	vs. COL	L 0-1
---	------------	---------	-------

Saves

12	09/26/1996	at KC	L 2-3
----	------------	-------	-------

Shots Faced

15	09/26/1996	at KC	L 2-3
----	------------	-------	-------

Goals Allowed

6	10/01/1998	at LA	L 1-6
---	------------	-------	-------

FC Dallas Team Postseason Low Games

Points

0	10/05/1997	at LA	W 0-0
0	10/12/1997	vs. COL	L 0-1
0	10/23/1999	at CHI	L 0-4
0	09/20/2001	at CHI	L 0-2
0	09/29/2001	at CHI	L 0-2
0	09/28/2002	at COL	L 0-1
0	10/22/2005	at COL	T 0-0
0	10/26/2011	vs. NY	L 0-2

Goals

0	10/05/1997	at LA	W 0-0
0	10/12/1997	vs. COL	L 0-1
0	10/23/1999	at CHI	L 0-4
0	09/20/2001	at CHI	L 0-2
0	09/29/2001	at CHI	L 0-2
0	09/28/2002	at COL	L 0-1
0	10/22/2005	at COL	T 0-0
0	10/26/2011	vs. NY	L 0-2

Assists

0	10/05/1997	at LA	W 0-0
0	10/12/1997	vs. COL	L 0-1
0	10/01/1998	at LA	L 1-6
0	10/23/1999	at CHI	L 0-4
0	11/11/1999	at LA	L 1-3
0	09/20/2000	vs. MET	L 1-2
0	09/20/2001	at CHI	L 0-2
0	09/29/2001	at CHI	L 0-2
0	09/28/2002	at COL	L 0-1
0	10/22/2005	at COL	T 0-0
0	10/27/2007	vs. HOU	W 1-0
0	10/26/2011	vs. NY	L 0-2

Shots

4	10/02/1996	vs. KC	L 2-2
---	------------	--------	-------

Shots on Goal

1	10/05/1997	at LA	W 0-0
1	10/23/1999	at CHI	L 0-4

Fouls Committed

9	10/22/2005	at COL	T 0-0
---	------------	--------	-------

Fouls Suffered

8	10/27/2007	vs. HOU	W 1-0
---	------------	---------	-------

Corner Kicks

0	10/05/1997	at LA	W 0-0
0	10/27/2007	vs. HOU	W 1-0

Offside

0	10/23/1999	at CHI	L 0-4
0	11/11/1999	at LA	L 1-3
0	10/27/2007	vs. HOU	W 1-0
0	10/26/2011	vs. NY	L 0-2

Saves

1	10/08/1997	vs. LA	W 3-0
1	10/16/1999	vs. CHI	W 2-1

Shots Faced

2	10/08/1997	vs. LA	W 3-0
2	10/16/1999	vs. CHI	W 2-1

Goals Allowed

0	10/05/1997	at LA	W 0-0
0	10/08/1997	vs. LA	W 3-0
0	10/22/2005	at COL	T 0-0
0	10/27/2007	vs. HOU	W 1-0
0	11/14/2010	at LA	W 3-0

Year-by-Year Records

FC DALLAS INDIVIDUAL SINGLE-SEASON LEADERS

GAMES PLAYED

YEAR	PLAYER	GP
2012	Zach Loyd	32
2011	Kevin Hartman	33
2010	David Ferreira	30
2009	David Ferreira	30
	Dave van den Bergh	30
2008	Kenny Cooper	30
2007	Dominic Oduro	29
2006	Kenny Cooper	31
	Simo Valakari	31
2005	Clarence Goodson	29
2004	Brad Davis	29
	Ronnie O'Brien	29
2003	Chad Deering	27
	Joselito Vaca	27
2002	5 players tied with	27
2001	Matt Jordan	26
2000	Eric Dade	31
	Matt Jordan	31
1999	Jason Kreis	32
1998	Ted Eck	31
	Brian Haynes	31
1997	Jason Kreis	32
1996	5 players tied with	31

GAMES STARTED

YEAR	PLAYER	GS
2012	Andrew Jacobson	31
	Zach Loyd	31
2011	Kevin Hartman	33
2010	David Ferreira	30
2009	David Ferreira	30
	Dave van den Bergh	30
2008	Kenny Cooper	30
2007	Drew Moor	28
2006	Bobby Rhine	30
	Simo Valakari	30
2005	Clarence Goodson	28
	Ronnie O'Brien	28
	Simo Valakari	28
2004	Ronnie O'Brien	29
2003	Chad Deering	26
2002	Tenywa Bonseu	27
	Matt Jordan	27
2001	Matt Jordan	26
2000	Matt Jordan	31
1999	Jason Kreis	32
1998	Jason Kreis	30
1997	Mark Dodd	30
1996	4 players tied with	31

MINUTES PLAYED

YEAR	PLAYER	MIN
2012	Kevin Hartman	2700
2011	Kevin Hartman	2970
2010	David Ferreira	2699
2009	David Ferreira	2692
2008	Kenny Cooper	2622
2007	Drew Moor	2495
2006	Simo Valakari	2608
2005	Ronnie O'Brien	2512
2004	Ronnie O'Brien	2581
2003	D.J. Countess	2194
2002	Matt Jordan	2511
2001	Matt Jordan	2388
2000	Matt Jordan	2830
1999	Jason Kreis	2815
1998	Jason Kreis	2578
1997	Mark Dodd	2700
1996	Mark Dodd	2776

GOALS

YEAR	PLAYER	GP	GOALS
2012	Blas Perez	20	9
2011	Brek Shea	31	11
2010	Jeff Cunningham	27	11
2009	Jeff Cunningham	28	17
2008	Kenny Cooper	30	18
2007	Carlos Ruiz	22	7
2006	Carlos Ruiz	27	13
2005	Carlos Ruiz	19	11
2004	Eddie Johnson	26	12
2003	Jason Kreis	18	7
2002	Jason Kreis	27	13
2001	Ariel Graziani	25	11
2000	Ariel Graziani	24	15
1999	Jason Kreis	32	18
1998	Jason Kreis	30	9
1997	Dante Washington	30	12
1996	Jason Kreis	31	13

ASSISTS

YEAR	PLAYER	GP	ASTS
2012	David Ferreira	17	9
2011	Andrew Jacobson	27	5
2010	David Ferreira	30	13
2009	Dave van den Bergh	30	11
2008	Andre Rocha	27	8
2007	Dax McCarty	25	7
2006	Ronnie O'Brien	27	11
2005	Ronnie O'Brien	28	12
2004	Ronnie O'Brien	29	10
2003	Brad Davis	26	5
	Chad Deering	27	5
2002	Antonio Martinez	26	10
2001	Oscar Pareja	24	12
2000	Jason Kreis	27	13
1999	Jason Kreis	32	15
1998	Jason Kreis	30	8
1997	Alain Sutter	21	8
1996	Gerrell Elliott	20	7
	Diego Sonora	31	7

SHOTS

YEAR	PLAYER	GP	SHOTS
2012	Jackson	21	56
2011	Brek Shea	31	74
2010	Jeff Cunningham	27	58
2009	Jeff Cunningham	28	71
2008	Kenny Cooper	30	119
2007	Arturo Alvarez	27	61
2006	Ronnie O'Brien	27	69
2005	Ronnie O'Brien	28	83
2004	Eddie Johnson	26	75
2003	Jason Kreis	18	42
2002	Jason Kreis	27	81
2001	Ariel Graziani	25	83
2000	Jason Kreis	27	82
1999	Jason Kreis	32	114
1998	Jason Kreis	30	97
1997	Dante Washington	30	69
1996	Jason Kreis	31	90

Year-by-Year Records

SHOTS ON GOAL

YEAR	PLAYER	GP	SOG
2012	Blas Perez	20	23
2011	Marvin Chavez	31	28
2010	David Ferreira	30	26
2009	Jeff Cunningham	28	38
2008	Kenny Cooper	30	60
2007	Arturo Alvarez	27	30
2006	Kenny Cooper	31	30
2005	Ronnie O'Brien	28	37
2004	Eddie Johnson	26	32
2003	Jason Kreis	18	21
2002	Jason Kreis	27	38
2001	Ariel Graziani	25	40
2000	Ariel Graziani	24	45
1999	Jason Kreis	32	57
1998	Jason Kreis	30	39
1997	Dante Washington	30	38
1996	Jason Kreis	31	41

FOULS COMMITTED

YEAR	PLAYER	GP	FC
2012	Andrew Jacobson	31	47
2011	Daniel Hernandez	30	47
2010	Atiba Harris	29	51
2009	Dax McCarty	28	29
2008	Andre Rocha	27	52
2007	Juan Toja	27	83
2006	Simo Valakari	31	81
2005	Simo Valakari	28	78
2004	Simo Valakari	26	73
2003	Oscar Pareja	24	58
2002	Oscar Pareja	24	64
2001	Oscar Pareja	24	59
2000	Jason Kreis	27	61
1999	Jason Kreis	32	49
1998	Leonel Alvarez	27	63
1997	Daniel Peinado	25	57
1996	Lawrence Lozzano	31	50

FOULS SUFFERED

YEAR	PLAYER	GP	FS
2012	David Ferreira	17	53
2011	Marvin Chavez	31	53
2010	David Ferreira	30	84
2009	David Ferreira	30	58
2008	Kenny Cooper	30	48
2007	Dax McCarty	25	46
2006	Carlos Ruiz	27	72
2005	Ronnie O'Brien	28	47
	Carlos Ruiz	19	47
2004	Eddie Johnson	26	53
2003	Oscar Pareja	24	48
2002	Oscar Pareja	24	58
2001	Oscar Pareja	24	56
2000	Oscar Pareja	29	77
1999	Oscar Pareja	27	59
1998	Jason Kreis	30	43
1997	Damian	19	61
1996	Lawrence Lozzano	31	55

CAUTIONS (YELLOW)

YEAR	PLAYER	GP	CAUT
2012	Fabian Castillo	26	7
2011	Jackson	28	8
2010	Atiba Harris	29	8
2009	Pablo Ricchetti	22	7
2008	Marcelo Saragosa	25	8
2007	Carlos Ruiz	22	9
2006	Bobby Rhine	30	7
2005	Clarence Goodson	29	9
2004	Chris Gbandi	23	8
	Simo Valakari	26	8
2003	Oscar Pareja	24	9
2002	Paul Broome	25	7
	Oscar Pareja	24	7
	Joselito Vaca	25	7
2001	5 players tied with	6	
2000	Ricardo Iribarren	22	10
1999	Eric Dade	24	5
	Jason Kreis	32	5
	Brandon Pollard	31	5
1998	Leonel Alvarez	27	12
1997	Damian	19	7
1996	Leonel Alvarez	22	14

EJECTIONS (RED CARDS)

YEAR	PLAYER	GP	EJECT
2012	Daniel Hernandez	28	2
	Zach Loyd	32	2
2011	4 players tied with	1	
2010	Jair Benitez	28	1
	Dario Sala	11	1
	Brek Shea	25	1
2009	5 players tied with	1	
2008	Pablo Ricchetti	27	2
2007	4 players tied with	1	
2006	Chris Gbandi	28	1
	Bobby Rhine	30	1
2005	Carey Talley	20	1
	Greg Vanney	25	1
2004	Simo Valakari	26	2
2003	6 players tied with	1	
2002	4 players tied with	1	
2001	Ted Eck	9 1	
	Justin Evans	9 1	
	Lubos Kubik	11	1
2000	Sergi Daniv	18	2
1999	5 players tied with	1	
1998	Leonel Alvarez	27	2
1997	Damian	19	2
1996	Leonel Alvarez	22	2

CORNER KICKS

YEAR	PLAYER	GP	CK
2012	David Ferreira	17	62
2011	Ricardo Villar	20	55
2010	David Ferreira	30	99
2009	Dave van den Bergh	30	107
2008	Andre Rocha	27	60
2007	Arturo Alvarez	27	44
2006	Ronnie O'Brien	27	39
2005	Ronnie O'Brien	28	44
2004	Brad Davis	29	91
2003	Brad Davis	26	59
2002	Antonio Martinez	26	62
2001	Jason Kreis	25	46
2000	Chad Deering	29	63
1999	Jason Kreis	32	79
1998	Jason Kreis	30	68
1997	Alain Sutter	21	43
1996	Brian Haynes	26	48

Year-by-Year Records

OFFSIDES

YEAR	PLAYER	GP	OFF
2012	Blas Perez	20	18
2011	Fabian Castillo	21	23
2010	Jeff Cunningham	27	27
2009	Jeff Cunningham	28	33
2008	Kenny Cooper	30	39
2007	Carlos Ruiz	22	23
2006	Carlos Ruiz	27	32
2005	Carlos Ruiz	19	36
2004	Eddie Johnson	26	27
2003	Toni Nhleko	11	19
2002	Ronald Cerritos	23	23
2001	Ariel Graziani	25	37
2000	Ariel Graziani	24	37
1999	Jason Kreis	32	29
1998	Dante Washington	28	25
1997	Damian	19	42
1996	Gerell Elliott	20	20

GAME-WINNING GOALS

YEAR	PLAYER	GP	GWG
2012	Fabian Castillo	26	2
	David Ferreira	17	2
2011	Brek Shea	31	5
2010	Jeff Cunningham	27	3
	Brek Shea	25	3
2009	Jeff Cunningham	28	7
2008	Kenny Cooper	30	4
2007	Juan Toja	27	3
2006	Kenny Cooper	31	6
2005	Roberto Mina	21	3
	Carlos Ruiz	19	3
2004	Eddie Johnson	26	7
2003	6 players tied with	1	
2002	Jason Kreis	27	5
2001	Ariel Graziani	25	2
	Jason Kreis	25	2
	Jorge Rodriguez	24	2
2000	Jason Kreis	27	4
1999	Jason Kreis	32	6
1998	Jason Kreis	30	6
1997	Damian	19	3
	Dante Washington	30	3
1996	Jason Kreis	31	3

GAME-WINNING ASSISTS

YEAR	PLAYER	GP	GWA
2012	Fabian Castillo	26	2
	Zach Loyd	32	2
	Blas Perez	20	2
2011	5 players tied with	2	
2010	David Ferreira	30	5
2009	4 players tied with	3	
2008	Andre Rocha	27	4
2007	Dax McCarty	25	2
	Ramon Nunez	13	2
2006	Richard Mulrooney	25	4
	Ronnie O'Brien	27	4
2005	David Wagenfuhr	19	2
2004	Ronnie O'Brien	29	4
2003	Oscar Pareja	24	2
2002	Oscar Pareja	24	4
	Joselito Vaca	25	4
2001	Oscar Pareja	24	4
2000	Jason Kreis	27	4
	Oscar Pareja	29	4
1999	Jason Kreis	32	7
1998	Leonel Alvarez	27	2
	Jason Kreis	30	2
	Oscar Pareja	6	2
1997	Mark Santel	31	3
1996	Leonel Alvarez	22	2
	Ted Eck	26	2
	Gerell Elliott	20	2

PENALTY-KICK GOALS

YEAR	PLAYER	GP	PKG
2012	Brek Shea	21	2
2011	Daniel Hernandez	30	1
2010	Jeff Cunningham	27	4
	David Ferreira	30	4
2009	Kenny Cooper	15	2
2008	Kenny Cooper	30	4
2007	Abe Thompson	24	2
2005	Carlos Ruiz	19	3
2004	Eddie Johnson	26	1
	Bobby Rhine	19	1
2003	Brad Davis	26	2
2002	Jorge Rodriguez	22	3
2001	Jorge Rodriguez	24	3
2000	Jorge Rodriguez	25	1
1999	Jason Kreis	32	1
	Oscar Pareja	27	1
1998	Damian	13	1
1997	Damian	19	4
	Jason Kreis	32	4
1996	Leonel Alvarez	22	1
	Washington Rodriguez	14	1
	Hugo Sanchez	23	1

GOALS PER GAME

YEAR	PLAYER	GP	GOALS	AVG
2012	Blas Perez	20	9	0.45
2011	Brek Shea	31	11	0.35
2010	Jeff Cunningham	27	11	0.41
2009	Jeff Cunningham	28	17	0.61
2008	Kenny Cooper	30	18	0.60
2007	Carlos Ruiz	22	7	0.32
2006	Carlos Ruiz	27	13	0.48
2005	Carlos Ruiz	19	11	0.58
2004	Eddie Johnson	26	12	0.46
2003	Jason Kreis	18	7	0.39
2002	Jason Kreis	27	13	0.48
2001	Ariel Graziani	25	11	0.44
2000	Ariel Graziani	24	15	0.63
1999	Jason Kreis	32	18	0.56
1998	Jason Kreis	30	9	0.30
1997	Damian	19	11	0.58
1996	Jason Kreis	31	13	0.42
Minimum:			5 goals	

ASSISTS PER GAME

YEAR	PLAYER	GP	ASTS	AVG
2012	David Ferreira	17	9	0.53
2011	Andrew Jacobson	27	5	0.19
2010	David Ferreira	30	13	0.43
2009	Atiba Harris	12	5	0.42
2008	Andre Rocha	27	8	0.30
2007	Dax McCarty	25	7	0.28
2006	Abe Thompson	14	6	0.43
2005	Ronnie O'Brien	28	12	0.43
2004	Ronnie O'Brien	29	10	0.34
2003	Brad Davis	26	5	0.19
2002	Antonio Martinez	26	10	0.38
2001	Antonio Martinez	17	9	0.53
2000	Jason Kreis	27	13	0.48
1999	Jason Kreis	32	15	0.47
1998	Jason Kreis	30	8	0.27
1997	Alain Sutter	21	8	0.38
1996	Gerell Elliott	20	7	0.35
Minimum:			5 assists	

Year-by-Year Records

SCORING PCT.

YEAR	PLAYER	GP	SHOTS	GOALS	PCT
2012	Blas Perez	20	53	9	17.0
2011	Brek Shea	31	74	11	14.9
2010	Milton Rodriguez	13	23	5	21.7
2009	Jeff Cunningham	28	71	17	23.9
2008	Jeff Cunningham	11	24	5	20.8
2007	Abe Thompson	24	19	5	26.3
2006	Carlos Ruiz	27	54	13	24.1
2005	Roberto Mina	21	35	7	20.0
2004	Eddie Johnson	26	75	12	16.0
2003	Jason Kreis	18	42	7	16.7
2002	Jason Kreis	27	81	13	16.0
2001	Jorge Rodriguez	24	35	6	17.1
2000	Ariel Graziani	24	74	15	20.3
1999	Jason Kreis	32	114	18	15.8
1998	Dante Washington	28	51	7	13.7
1997	Dante Washington	30	69	12	17.4
1996	Hugo Sanchez	23	40	6	15.0

Minimum: 5 goals

MINUTES PLAYED IN GOAL

YEAR	PLAYER	MIN
2012	Kevin Hartman	2700
2011	Kevin Hartman	2970
2010	Kevin Hartman	1755
2009	Ray Burse	1503
2008	Dario Sala	2520
2007	Dario Sala	1620
2006	Dario Sala	2475
2005	Scott Garlick	2457
2004	Jeff Cassar	1632
2003	D.J. Countess	2193
2002	Matt Jordan	2511
2001	Matt Jordan	2388
2000	Matt Jordan	2830
1999	Matt Jordan	2584
1998	Mark Dodd	2205
1997	Mark Dodd	2700
1996	Mark Dodd	2776

LOSSES

YEAR	PLAYER	GP	LOST
2012	Kevin Hartman	30	11
2011	Kevin Hartman	33	11
2010	Dario Sala	11	3
2009	Ray Burse	17	8
2008	Dario Sala	28	8
2007	Dario Sala	18	7
2006	Dario Sala	28	10
2005	Scott Garlick	28	8
2004	Jeff Cassar	19	8
2003	D.J. Countess	24	15
2002	Matt Jordan	27	9
2001	Matt Jordan	26	11
2000	Matt Jordan	31	14
1999	Matt Jordan	29	11
1998	Mark Dodd	25	13
1997	Mark Dodd	30	16
1996	Mark Dodd	31	14

SAVES

YEAR	PLAYER	GP	SVS
2012	Kevin Hartman	30	98
2011	Kevin Hartman	33	85
2010	Kevin Hartman	20	56
2009	Ray Burse	17	62
2008	Dario Sala	28	92
2007	Dario Sala	18	64
2006	Dario Sala	28	93
2005	Scott Garlick	28	98
2004	Jeff Cassar	19	65
2003	D.J. Countess	24	115
2002	Matt Jordan	27	109
2001	Matt Jordan	26	91
2000	Matt Jordan	31	124
1999	Matt Jordan	29	133
1998	Mark Dodd	25	134
1997	Mark Dodd	30	183
1996	Mark Dodd	31	160

SHUTOUTS

YEAR	PLAYER	GP	SHO
2012	Kevin Hartman	30	6
2011	Kevin Hartman	33	13
2010	Kevin Hartman	20	9
2009	Dario Sala	14	4
2008	Dario Sala	28	7
2007	Dario Sala	18	5
2006	Dario Sala	28	5
2005	Scott Garlick	28	6
2004	Jeff Cassar	19	4
2003	Scott Garlick	12	4
2002	Jeff Cassar	7	2
2001	D.J. Countess	24	2
2000	Matt Jordan	27	3
1999	Matt Jordan	26	9
1998	Matt Jordan	31	7
1997	Matt Jordan	29	11
1996	Mark Dodd	25	6
1995	Mark Dodd	30	3
1994	Mark Dodd	31	6

SAVES PERCENTAGE

YEAR	PLAYER	GP	SAVES	SOG	PCT
2012	Kevin Hartman	30	98	148	66.2
2011	Kevin Hartman	33	85	124	68.5
2010	Kevin Hartman	20	56	71	78.9
2009	Dario Sala	14	43	63	68.3
2008	Dario Sala	28	92	131	70.2
2007	Dario Sala	18	64	97	66.0
2006	Dario Sala	28	93	129	72.1
2005	Scott Garlick	28	98	135	72.6
2004	Scott Garlick	12	52	72	72.2
2003	D.J. Countess	24	115	173	66.5
2002	Matt Jordan	27	109	158	69.0
2001	Matt Jordan	26	91	138	65.9
2000	Matt Jordan	31	124	188	66.0
1999	Matt Jordan	29	133	172	77.3
1998	Mark Dodd	25	134	179	74.9
1997	Mark Dodd	30	183	249	73.5
1996	Mark Dodd	31	160	235	68.1

Minimum: 40 saves

SHOTS ON GOAL PCT.

YEAR	PLAYER	GP	SHOTS	SOG	PCT
2012	Blas Perez	20	53	23	43.4
2011	Marvin Chavez	31	66	28	42.4
2010	David Ferreira	30	54	26	48.1
2009	Kenny Cooper	15	52	29	55.8
2008	Kenny Cooper	30	119	60	50.4
2007	Arturo Alvarez	27	61	30	49.2
2006	Carlos Ruiz	27	54	29	53.7
2005	Carlos Ruiz	19	63	30	47.6
2004	Toni Nhlako	23	49	23	46.9
2003	Jason Kreis	18	42	21	50.0
2002	Ronald Cerritos	23	40	25	62.5
2001	Bobby Rhine	18	37	24	64.9
2000	Ariel Graziani	24	74	45	60.8
1999	Chad Deering	25	39	22	56.4
1998	Dante Washington	28	51	28	54.9
1997	Gerrell Elliott	28	45	34	75.6
1996	Hugo Sanchez	23	40	23	57.5

Minimum: 20 shots on goal

GAMES PLAYED IN GOAL

YEAR	PLAYER	GP
2012	Kevin Hartman	30
2011	Kevin Hartman	33
2010	Kevin Hartman	20
2009	Ray Burse	17
2008	Dario Sala	28
2007	Dario Sala	18
2006	Dario Sala	28
2005	Scott Garlick	28
2004	Jeff Cassar	19
2003	D.J. Countess	24
2002	Matt Jordan	27
2001	Matt Jordan	26
2000	Matt Jordan	31
1999	Matt Jordan	29
1998	Mark Dodd	25
1997	Mark Dodd	30
1996	Mark Dodd	31

GAMES STARTED IN GOAL

YEAR	PLAYER	GS
2012	Kevin Hartman	30
2011	Kevin Hartman	33
2010	Kevin Hartman	20
2009	Ray Burse	16
2008	Dario Sala	28
2007	Dario Sala	18
2006	Dario Sala	28
2005	Scott Garlick	27
2004	Jeff Cassar	19
2003	D.J. Countess	24
2002	Matt Jordan	27
2001	Matt Jordan	26
2000	Matt Jordan	31
1999	Matt Jordan	29
1998	Mark Dodd	24
1997	Mark Dodd	30
1996	Mark Dodd	31

GOALS AGAINST AVG.

YEAR	PLAYER	GP	MIN	GA	GAA
2012	Kevin Hartman	30	2700	42	1.40
2011	Kevin Hartman	33	2970	35	1.06
2010	Kevin Hartman	20	1755	12	0.62
2009	Dario Sala	14	1195	20	1.51
2008	Dario Sala	28	2520	37	1.32
2007	Dario Sala	18	1620	29	1.61
2006	Dario Sala	28	2475	34	1.24
2005	Scott Garlick	28	2457	37	1.36
2004	Jeff Cassar	19	1632	27	1.49
2003	D.J. Countess	24	2193	48	1.97
2002	Matt Jordan	27	2511	42	1.51
2001	Matt Jordan	26	2388	45	1.70
2000	Matt Jordan	31	2830	53	1.69
1999	Matt Jordan	29	2584	31	1.08
1998	Mark Dodd	25	2205	42	1.71
1997	Mark Dodd	30	2700	48	1.60
1996	Mark Dodd	31	2776	45	1.46

Minimum: 1000 minutes played

WINNING PCT.

YEAR	PLAYER	GP	W-L-T	PCT
2012	Kevin Hartman	30	9-11-10	.467
2011	Kevin Hartman	33	15-11-7	.561
2010	Kevin Hartman	20	10-1-8	.737
2009	Dario Sala	14	7-5-1	.577
2008	Dario Sala	28	8-8-12	.500
2007	Dario Sala	18	8-7-3	.528
2006	Dario Sala	28	14-10-4	.571
2005	Scott Garlick	28	13-8-7	.589
2004	Jeff Cassar	19	7-8-4	.474
2003	D.J. Countess	24	5-15-4	.292
2002	Matt Jordan	27	12-9-6	.556
2001	Matt Jordan	26	10-11-5	.481
2000	Matt Jordan	31	13-14-4	.484
1999	Matt Jordan	29	17-11-0	.607
1998	Mark Dodd	25	11-13-0	.458
1997	Mark Dodd	30	14-16-0	.467
1996	Mark Dodd	31	17-14-0	.548

Minimum: 5 wins

WINS

YEAR	PLAYER	GP	WON
2012	Kevin Hartman	30	9
2011	Kevin Hartman	33	15
2010	Kevin Hartman	20	10
2009	Dario Sala	14	7
2008	Dario Sala	28	8
2007	Dario Sala	18	8
2006	Dario Sala	28	14
2005	Scott Garlick	28	13
2004	Jeff Cassar	19	7
2003	D.J. Countess	24	5
2002	Matt Jordan	27	12
2001	Matt Jordan	26	10
2000	Matt Jordan	31	13
1999	Matt Jordan	29	17
1998	Mark Dodd	25	11
1997	Mark Dodd	30	14
1996	Mark Dodd	31	17



Chicago Fire

Chicago Fire Soccer Club
Toyota Park
7000 S. Harlem Ave.
Bridgeview, IL 60455
(708) 594-7200
www.chicago-fire.com

CHIEF CLUB OFFICIALS

Owner, Andell Holdings, LLC: Andrew Hauptman
Managing Director, Andell Sports Group: Javier Leon
Chief Operating Officer: Atul Khosla

TEAM INFORMATION

Vice President of Soccer Operations: Guillermo Petrei
Head Coach: Frank Klopas
Assistant Coach: Mike Matkovich & Leo Percovich
Goalkeeper Coach: Aron Hyde
Soccer Fitness Specialist: Tony Jouaux
Director of Soccer & Team Development: Paul Cadwell
Director of Team Operations: Ron Stern
Head Equipment Manager: Charles Raycroft
Assistant Equipment Manager: Allan Araujo
Soccer Science Analyst: Garrison Draper
Soccer Operations Coordinator: Alex Boler

TEAM MEDICAL INFORMATION

Head Athletic Trainer: Bo Leonard, MS, ATC, PES-NASM
Assistant Athletic Trainer: Matt Zalewski, ATC
Massage Therapist: Jake Bronowski, LMT
Team Medical Doctor: Dr. Gilberto Munoz
Team Chiropractor: Dr. Aaron Wolfe
Orthopedic Physician: Dr. Jason Koh
Team Physical Therapist: Mike Shirilla, PT, DPT, PES
Team Podiatrist: Dr. Megan Leahy
Team Vision Specialist: Dr. Steven Beckerman
Team Dentist: Dr. Jeffrey P. Feffer, D.D.S., M.P.H.
Official Sports Medicine & Training Center: AthletiCo

STADIUM INFORMATION

Toyota Park
7000 S. Harlem Avenue, Bridgeview, IL 60455
Press Box Phone Number: (708) 496-6887
MLS Capacity: 20,000
Surface: Grass
Field Dimensions: 120 x 75 yards
Largest Soccer Attendance: 21,868 –
Chicago Fire vs. New York Red Bulls – August 8, 2010
Team Colors: Red and blue

VISITING TEAM HOTELS

Swissotel Chicago
323 East Wacker Drive
Chicago, IL 60601
(312)565-0656

BROADCAST INFORMATION

Television Partner (English): TBA
Talent: TBA



PR DIRECTORY

Brendan Hannan
Director of Communications
O: (708) 496-6725
C: (720) 937-8962
E: bhannan@chicago-fire.com
Twitter: @brendanhannan

Jeff Crandall
Editor, Chicago-Fire.com
O: (708) 496-6753
C: (734) 751-4820
E: jcrandall@chicago-fire.com
Twitter: @jefecrandall

Eunice Kim
Communications Specialist
O: (708) 496-6726
C: (770) 634-7636
E: ekim@chicago-fire.com
Twitter: @ekim28

Nick Sintich
Digital Coordinator/Graphic Designer
O: (708) 496-6795
C: (847) 871-7594
E: nsintich@chicago-fire.com
Twitter: @nsintich

PR Email: firecommunications@chicago-fire.com

SOCIAL MEDIA DIRECTORY

Facebook	ChicagoFire
Twitter	@ChicagoFire
In-Game Twitter	@ChiFireMatch
Twitter hashtag	#cf97
YouTube	OfficialFireSoccer
Instagram	ChicagoFireMLS
Pinterest	ChicagoFireMLS

FC Dallas vs. Chicago Fire

ALL-TIME REGULAR-SEASON RESULTS

FC Dallas record: 20-12-4

Home games: 12-3-2 (38 GF, 22 GA)

Road games: 8-9-2 (30 GF, 33 GA)

Date	Score	Result	Venue
06/17/1998	DAL 0 at CHI 1	L	Soldier Field
07/01/1998	DAL 1 at CHI 4	L	Soldier Field
07/04/1998	DAL 0 vs CHI 1	L	Cotton Bowl
09/10/1998	DAL 3 vs CHI 2	W	Cotton Bowl
04/10/1999	DAL 0 at CHI 0	SOW	Soldier Field
07/02/1999	DAL 1 at CHI 1	SOL	Soldier Field
07/04/1999	DAL 1 vs CHI 2	L	Cotton Bowl
08/22/1999	DAL 3 vs CHI 3	SOW	Cotton Bowl
03/18/2000	DAL 4 vs CHI 2	W	Cotton Bowl
05/24/2000	DAL 3 at CHI 4	L	Soldier Field
08/16/2000	DAL 3 vs CHI 0	W	Cotton Bowl
08/30/2000	DAL 0 at CHI 4	L	Soldier Field
04/21/2001	DAL 3 vs CHI 2	W (OT)	Cotton Bowl
07/21/2001	DAL 1 at CHI 2	L (2OT)	Soldier Field
09/08/2001	DAL 2 at CHI 2	T (2OT)	Soldier Field
06/15/2002	DAL 3 at CHI 1	W	Cardinal Stadium
08/10/2002	DAL 3 vs CHI 1	W	Cotton Bowl
06/18/2003	DAL 1 at CHI 4	L	Cardinal Stadium
09/20/2003	DAL 2 vs CHI 0	W	Dragon Stadium
04/17/2004	DAL 2 at CHI 0	W	Soldier Field
08/28/2004	DAL 4 vs CHI 1	W	Cotton Bowl
04/02/2005	DAL 2 vs CHI 1	W	Cotton Bowl
06/12/2005	DAL 0 at CHI 2	L	Soldier Field
04/01/2006	DAL 3 vs CHI 2	W	Pizza Hut Park
07/15/2006	DAL 3 at CHI 2	W	Toyota Park
05/17/2007	DAL 2 at CHI 1	W	Toyota Park
09/20/2007	DAL 1 vs CHI 1	T	Pizza Hut Park
06/15/2008	DAL 1 vs CHI 0	W	Pizza Hut Park
09/21/2008	DAL 4 at CHI 1	W	Toyota Park
03/21/2009	DAL 1 vs CHI 3	L	Pizza Hut Park
05/31/2009	DAL 3 at CHI 0	W	Toyota Park
05/27/2010	DAL 1 at CHI 1	T	Toyota Park
10/02/2010	DAL 3 vs CHI 0	W	Pizza Hut Park
03/19/2011	DAL 1 vs CHI 1	T	Pizza Hut Park
10/12/2011	DAL 2 at CHI 1	W	Toyota Park
05/23/2012	DAL 1 at CHI 2	L	Toyota Park

ALL-TIME POSTSEASON RESULTS

Date	Score	Result	Venue
10/16/1999	DAL 2 vs CHI 1	W	Cotton Bowl
10/23/1999	DAL 0 at CHI 4	L	Soldier Field
10/27/1999	DAL 3 vs CHI 2	W	Cotton Bowl
09/20/2001	DAL 0 at CHI 2	L	Soldier Field
09/23/2001	DAL 1 vs CHI 1	T (2OT)	Cotton Bowl
09/29/2001	DAL 0 at CHI 2	L	Soldier Field

	----- FC Dallas -----				----- Fire -----			
Category	1	2	OT	Tot.	1	2	OT	Tot.
Goals	33	34	1	68	20	34	1	55
Shots	195	235	3	433	173	255	4	432
SOG	93	108	1	202	73	116	4	193
Fouls	314	324	7	645	234	250	2	486
Offsides	42	45	0	87	36	44	0	80
Corners	70	87	0	157	83	118	1	202

GOALS SCORED IN 15-MINUTE INTERVALS:

	1-15	16-30	31-45	46-60	61-75	76-90	OT	Total
DAL	11	9	13	8	10	16	1	68
CHI	4	6	10	12	8	14	1	55

ALL-TIME REGULAR-SEASON SERIES LEADERS:

	FC Dallas	Fire
Goals	7 Jason Kreis	8 Ante Razov
Assists	8 Jason Kreis	8 Peter Nowak
Shots	44 Jason Kreis	51 Ante Razov
Shots on Goal	23 Jason Kreis	27 Ante Razov
FC	35 Chad Deering	37 C.J. Brown
FS	37 Oscar Pareja	40 Peter Nowak
Wins	7 Matt Jordan	10 Zach Thornton
Losses	4 Matt Jordan	11 Zach Thornton
Shutouts	2 Jordan/Sala	5 Zach Thornton
Saves	49 Matt Jordan	86 Zach Thornton
Goals Allowed	22 Matt Jordan	38 Zach Thornton

ALL-TIME REGULAR-SEASON SERIES GAME HIGHS:

	FC Dallas	Fire
Goals	2 - 5 players tied	2 - 8 players tied
Assists	2 - 5 players tied	3 - Diego Gutierrez (5/24/00)
Shots	8 - Kenny Cooper (6/15/08)	9 - Hristo Stoitchkov (7/21/01)
Shots on Goal	5 - Ariel Graziani (3/18/00)	5 - Ante Razov (5/24/00)
Fouls Committed	7 - Valakari/O'Brien	6 - C.J. Brown (6/15/02)
Fouls Suffered	5 - 3 players tied	7 - 4 players tied
Saves	8 - Matt Jordan (5/24/00)	11 - Zach Thornton (4/21/01)
Goals Allowed	4 - 4 players tied	4 - 3 players tied

Chivas USA

CHIVAS USA
The Home Depot Center
18400 Avalon Blvd., Suite 500
Carson, CA 90746
(310) 630-4550 – Office
(310) 630-4551 – Fax
www.cdchivasusa.com

CHIEF CLUB OFFICIALS
Owners: Jorge Vergara and Angelica Fuentes
Sporting President: Dennis te Kloese
President and CBO: Jose David

TEAM INFORMATION
Head Coach: Jose Luis Sanchez Sola
Assistant Coach: Walter Fleitas
Assistant Coach: Isidro Sanchez
Goalkeepers Coach: Daniel Gonzalez
Strength & Conditioning Coach: Osvaldo Scansetti
Director of Soccer Operations: Kevin Esparza
Head Athletic Trainer: Jose Sanchez Uribe
Assistant Athletic Trainer: Ricky Martinez
Team Administrator: Manuel Tejeda
Equipment Manager: Jose Vargas
Massage Therapist: Miguel Torres
Head Physicians: Michael Gerhardt MD, Dave Wallis MD

STADIUM INFORMATION
The Home Depot Center
18400 Avalon Blvd.
Carson, CA 90746
Capacity: 18,800
Field size: 120'x75'
Press Box Phone Number: 310-630-2288
Press Box Fax: 310-630-2289
Team Colors: Red, White and Blue

PRACTICE FACILITIES
The Home Depot Center
18400 Avalon Blvd.
Carson, CA 90746

VISITING TEAM HOTEL
Torrance Marriott South Bay
3635 Fashion Way
Torrance, CA 90503
Telephone: 310-316-3636
Fax: 310-543-6076

PR DIRECTORY
Public Relations/Communications Manager: Rodrigo Ochoa
Office: (310) 630-4554
Mobile: (310) 974-2987
Email: rochoa@cdchivasusa.com

Public Relations/Communications Coordinator: Alejandro Arpiza
O: (310) 630-4583
C: (310) 982-3656
E: aarpiza@cdchivasusa.com



PR Email: communications@cdchivasusa.com

SOCIAL MEDIA DIRECTORY
Facebook chivasusa
Twitter @cdchivasusa
In-Game Twitter @chivasgameday
Twitter hashtag #ChivasUSA
Flickr CD Chivas USA
YouTube chivasusa 1908
Instagram chivasusa
Pinterest Chivas USA
Google+ Chivas USA

FC Dallas vs. Chivas USA

ALL-TIME REGULAR-SEASON RESULTS

FC Dallas record: 10-5-7

Home games: 5-2-5 (13 GF, 10 GA)

Road games: 5-3-2 (16 GF, 14 GA)

Date	Score	Result	Venue
04/16/2005	DAL 3 at CHV 1	W	The Home Depot Center
05/22/2005	DAL 5 at CHV 2	W	The Home Depot Center
06/22/2005	DAL 2 vs CHV 1	W	Cotton Bowl
08/27/2005	DAL 2 vs CHV 2	T	Pizza Hut Park
06/11/2006	DAL 2 vs CHV 1	W	Pizza Hut Park
07/01/2006	DAL 0 at CHV 3	L	The Home Depot Center
09/09/2006	DAL 1 at CHV1	T	The Home Depot Center
09/13/2006	DAL 0 vs CHV 1	L	Pizza Hut Park
05/26/2007	DAL 0 at CHV 2	L	The Home Depot Center
07/04/2007	DAL 2 vs CHV 0	W	Pizza Hut Park
10/11/2007	DAL 0 vs CHV 0	T	Pizza Hut Park
03/30/2008	DAL 1 vs CHV 1	T	Pizza Hut Park
04/20/2008	DAL 2 at CHV 0	W	The Home Depot Center
03/29/2009	DAL 0 vs CHV 2	L	Pizza Hut Park
04/25/2009	DAL 0 at CHV 2	L	The Home Depot Center
06/26/2010	DAL 2 at CHV 1	W	The Home Depot Center
08/21/2010	DAL 1 vs CHV 0	W	Pizza Hut Park
06/18/2011	DAL 2 at CHV 1	W	The Home Depot Center
07/31/2011	DAL 1 vs CHV 0	W	Pizza Hut Park
06/23/2012	DAL 0 vs CHV 0	T	FC Dallas Stadium
10/07/2012	DAL 1 at CHV 1	T	The Home Depot Center
10/28/2012	DAL 2 vs CHV 2	T	FC Dallas Stadium

Category	----- FC Dallas -----				----- Chivas USA -----			
	1	2	OT	Tot.	1	2	OT	Tot.
Goals	12	17	0	29	7	17	0	24
Shots	125	154	0	279	115	148	0	263
SOG	49	68	0	117	39	58	0	97
Fouls	143	124	0	267	134	161	0	295
Offsides	26	49	0	75	31	36	0	67
Corners	42	64	0	106	57	69	0	126

GOALS SCORED IN 15-MINUTE INTERVALS:

	1-15	16-30	31-45	46-60	61-75	76-90	OT	Total
DAL	2	5	5	3	5	9	0	29
CHV	1	3	3	6	4	7	0	24

ALL-TIME REGULAR-SEASON SERIES LEADERS:

	FC Dallas	Chivas USA
Goals	4 Carlos Ruiz	2 - 4 players tied
Assists	5 Ronnie O'Brien	3 Juan Pablo Garcia
Shots	23 Kenny Cooper	22 Ante Razov
SOG	14 Carlos Ruiz	6 Kljestan/Razov
FC	18 Simo Valakari	15 Paulo Nagamura
FS	19 Ferreira/Ruiz	22 Francisco Mendoza
Wins	4 Kevin Hartman	2 Guzan/Thornton
Losses	3 Dario Sala	3 Brad Guzan
Shutouts	3 Kevin Hartman	3 Brad Guzan
Saves	32 Dario Sala	31 Brad Guzan
Goals Allowed	9 Dario Sala	11 Brad Guzan

ALL-TIME REGULAR-SEASON SERIES GAME HIGHS:

	FC Dallas	Chivas USA
Goals	1 - 28 players tied	2 Claudio Suarez (7/1/06)
Assists	2 - 3 players tied	3 Juan Pablo Garcia (7/1/06)
Shots	6 - 4 players tied	7 Juan Pablo Angel (10/7/12)
SOG	4 Ruiz/Cooper	3 - 3 players tied
FC	9 Juan Toja (7/4/07)	6 Thiago Martins (4/16/05)
FS	6 David Ferreira (8/21/10)	5 Francisco Mendoza (twice)
Saves	7 Sala/Hartman	6 - 3 players tied
Goals Allowed	3 Dario Sala (7/1/06)	5 Martin Zuniga (5/22/05)

Colorado Rapids

COLORADO RAPIDS
Dick's Sporting Goods Park
6000 Victory Way
Commerce City, CO 80022
(303) 727-3500
www.coloradorapids.com

CHIEF CLUB OFFICIALS
Investor/Operator: Stan Kroenke;
Kroenke Sports Enterprises
President: Tim Hinchey
Technical Director: Paul Bravo
Vice President, Commercial Operations: Jeff Jacobsen
Chief Revenue Officer: David Burke

TEAM INFORMATION
Head Coach: Oscar Pareja
Assistant Coach: Wilmer Cabrera
Assistant Coach: Paul Caffrey
Assistant/Goalkeeper Coach: Dave Dir
Team Administrator: Erik Carlson
Equipment Manager: Brandy Lay

TEAM MEDICAL INFORMATION
Head Athletic Trainer: Jaime Rojas
Assistant Athletic Trainer: Michael Heitkamp
Team Physician: Dr. Wayne Gersoff

STADIUM INFORMATION
Dick's Sporting Goods Park
6000 Victory Way, Commerce City, CO 80022
Press Box Phone Number: (303) 727-3555
MLS Capacity: 18,086
Surface: Kentucky Bluegrass
Field Dimensions: 120 x 75 yards
Largest Soccer Attendance:
19,680 vs. Chicago Fire on July 4, 2009
Team Colors: Burgundy, white and onyx

PRACTICE FACILITIES
Dick's Sporting Goods Park Auxiliary Fields
6000 Victory Way
Commerce City, CO 80022

VISITING TEAM HOTELS
Denver Marriott City Center
1701 California Street
Denver, CO 80202
(800) 228-9290
www.marriott.com

BROADCAST INFORMATION
Television Partner (English): Altitude Sports & Entertainment
Talent: Play-by-play – TBD; Analyst – Marcelo Balboa
English Radio: Mile High Sports Radio
Talent: Play-by-play – TBD; Analyst – Marcelo Balboa
Spanish Radio: TBD
Talent: Play-by-play – Esdrel Peinado



PR DIRECTORY
David Lindholm
Director of Media Relations
Office: (303) 727-3503
Mobile: (720) 320-9302
Email: dlindholm@dsgpark.com
Twitter: @lindholm

Rachel Sweeney
Media Relations Coordinator
Office: (303) 727-3508
Mobile: (303) 512-3014
Email: rsweeney@dsgpark.com
Twitter: @sweeneybear

German Sferra
Director of Digital Media
Office: (303) 727-3714
Mobile: (303) 249-2366
Email: gsferra@dsgpark.com

PR Email: rapidsmedia@dsgpark.com

SOCIAL MEDIA DIRECTORY

Facebook	ColoradoRapids
Twitter	@ColoradoRapids
In-Game Twitter	@ColoradoRapids
Twitter hashtag	#Rapids
YouTube	ColoradoRapids
Instagram	ColoradoRapids

FC Dallas vs. Colorado Rapids

ALL-TIME REGULAR-SEASON RESULTS

FC Dallas record: 27-19-10

Home games: 19-6-4 (55 GF, 30 GA)

Road games: 8-13-6 (37 GF, 39 GA)

Date	Score	Result	Venue
04/21/1996	DAL 1 at COL 3	L	MHS
05/29/1996	DAL 0 at COL 2	L	MHS
06/15/1996	DAL 1 vs COL 1	SOW	Cotton Bowl
07/27/1996	DAL 3 vs COL 0	W	Cotton Bowl
04/20/1997	DAL 4 vs COL 1	W	Cotton Bowl
04/23/1997	DAL 0 at COL 1	L	MHS
07/20/1997	DAL 4 at COL 2	W	MHS
08/31/1997	DAL 4 vs COL 1	W	Cotton Bowl
03/21/1998	DAL 1 vs COL 1	SOW	Cotton Bowl
05/16/1998	DAL 2 vs COL 1	W	Cotton Bowl
08/15/1998	DAL 1 at COL 0	W	MHS
09/26/1998	DAL 1 at COL 3	L	MHS
05/08/1999	DAL 1 vs COL 1	SOL	Cotton Bowl
06/19/1999	DAL 1 at COL 2	L	MHS
07/31/1999	DAL 0 vs COL 2	L	Cotton Bowl
08/18/1999	DAL 3 at COL 0	W	MHS
03/25/2000	DAL 0 vs COL 1	L	Cotton Bowl
06/28/2000	DAL 0 at COL 1	L	MHS
05/05/2001	DAL 0 vs COL 1	L	Cotton Bowl
06/16/2001	DAL 6 at COL 3	W	MHS
05/18/2002	DAL 3 vs COL 1	W	Cotton Bowl
06/08/2002	DAL 4 vs COL 1	W	Cotton Bowl
07/27/2002	DAL 2 at COL 2	T(2OT)	IF at MHS
09/01/2002	DAL 2 at COL 3	L	IF at MHS
06/21/2003	DAL 3 vs COL 1	W	DS
08/09/2003	DAL 0 at COL 2	L	IF at MHS
09/06/2003	DAL 1 at COL 2	L	IF at MHS
10/25/2003	DAL 4 vs COL 3	W	DS
04/03/2004	DAL 1 vs COL 1	T	Cotton Bowl
06/19/2004	DAL 1 at COL 1	T	IF at MHS
08/07/2004	DAL 1 vs COL 0	W	Cotton Bowl
09/04/2004	DAL 1 at COL 2	L	IF at MHS
04/09/2005	DAL 0 at COL 0	T	IF at MHS
05/18/2005	DAL 2 vs COL 1	W	Cotton Bowl
06/25/2005	DAL 3 at COL 1	W	IF at MHS
10/08/2005	DAL 0 vs COL 0	T	Pizza Hut Park
04/15/2006	DAL 2 at COL 2	T	IF at MHS
06/24/2006	DAL 1 vs COL 0	W	Pizza Hut Park
07/29/2006	DAL 4 vs COL 1	W	Pizza Hut Park
08/30/2006	DAL 2 at COL 0	W	IF at MHS
04/22/2007	DAL 3 vs COL 1	W	Pizza Hut Park
06/23/2007	DAL 1 at COL 0	W	DSG Park
08/04/2007	DAL 1 vs COL 0	W	Pizza Hut Park
06/01/2008	DAL 1 at COL 2	L	DSG Park
07/19/2008	DAL 2 vs COL 2	T	Pizza Hut Park
09/04/2008	DAL 0 vs COL 1	L	Pizza Hut Park
06/24/2009	DAL 1 at COL 1	T	DSG Park
07/11/2009	DAL 0 at COL 1	L	DSG Park
10/17/2009	DAL 2 vs COL 1	W	Pizza Hut Park
07/31/2010	DAL 1 at COL 1	T	DSG Park
10/09/2010	DAL 2 vs COL 2	T	Pizza Hut Park
04/08/2011	DAL 3 vs COL 0	W	Pizza Hut Park
10/01/2011	DAL 0 at COL 1	L	DSG Park
05/06/2012	DAL 0 vs COL 2	L	FCD Stadium
07/14/2012	DAL 2 at COL 1	W	DSG Park
08/11/2012	DAL 3 vs COL 2	W	FCD Stadium

ALL-TIME POSTSEASON RESULTS

Date	Score	Result	Venue
10/12/1997	DAL 0 vs COL 1	L	Cotton Bowl
10/15/1997	DAL 1 at COL 2	L	MHS
09/25/2002	DAL 4 vs COL 2	W	Cotton Bowl
09/28/2002	DAL 0 at COL 1	L	IF at MHS
10/02/2002	DAL 1 vs COL 2	T(2OT)	Cotton Bowl
10/22/2005	DAL 0 at COL 0	T	IF at MHS
10/29/2005	DAL 2 vs COL 2	SOL (2OT)	Pizza Hut Park
10/21/2006	DAL 2 at COL 1	W	IF at MHS
10/28/2006	DAL 2 vs COL 3	L (2OT)	Pizza Hut Park
11/21/2010	DAL 1 vs COL 2	L(2OT)	BMO Field

----- FC Dallas -----					----- Rapids -----				
Category	1	2	OT	Tot.	1	2	OT	Tot.	
Goals	43	49	0	92	32	37	0	69	
Shots	337	380	6	723	312	440	1	753	
SOG	139	179	2	320	131	170	0	301	
Fouls	380	398	0	778	383	360	2	745	
Offsides	94	85	0	179	63	65	0	128	
Corner	125	144	4	273	129	171	0	300	

GOALS SCORED IN 15-MINUTE INTERVALS:

	1-15	16-30	31-45	46-60	61-75	76-90	OT	Total
DAL	9	14	20	16	15	18	0	92
COL	12	12	8	14	10	13	0	69

ALL-TIME REGULAR-SEASON SERIES LEADERS:

	FC Dallas	Rapids
Goals	8 Jason Kreis	7 John Spencer
Assists	7 Kreis/Pareja	6 Chris Henderson
Shots	73 Jason Kreis	55 Chris Henderson
Shots on Goal	35 Jason Kreis	23 Chris Henderson
FC	36 Kreis/Pareja	37 Beckerman/Mastroeni
FS	48 Oscar Pareja	32 Chris Henderson
Wins	7 Mark Dodd	4 Marcus Hahnemann
Losses	8 Matt Jordan	6 Joe Cannon
Shutouts	4 Dario Sala	3 Matt Pickens
Saves	55 Mark Dodd	47 Marcus Hahnemann
Goals Allowed	21 Matt Jordan	18 Joe Cannon

ALL-TIME REGULAR-SEASON SERIES GAME HIGHS:

	FC Dallas	Rapids
Goals	3 Bobby Rhine (6/8/02)	2 - 6 players tied
Assists	3 A. Martinez (5/18/02)	2 - 6 players tied
Shots	8 G. Elliott (7/27/96)	8 Harris/Spencer
Shots on Goal	5 Elliott/Washington	4 - 5 players tied
FC	6 Toni Nhleko (9/6/03)	6 Jean Harbor (5/29/96)
Fouls Suffered	8 Oscar Pareja (6/8/02)	6 Chung/Gomez
Saves	9 Mark Dodd (6/15/96)	10 Marcus Hahnemann (6/19/99)
Goals Allowed	3 - 5 players tied	6 Adin Brown (6/16/01)

Columbus Crew

COLUMBUS CREW

Crew Stadium
One Black & Gold Boulevard
Columbus, OH 43211
D: (614) 447-2739
F: (614) 447-4109
www.TheCrew.com

CHIEF CLUB OFFICIALS

Investor-Operator: The Hunt Family
Columbus Investors: Ron Pizzuti and local investors
President, Hunt Sports Group: John Wagner

TEAM INFORMATION

President & General Manager: Mark McCullers
Technical Director: Brian Bliss
Head Coach: Robert Warzycha
Assistant Coach: Ricardo Iribarren
Assistant Coach: Mike Lapper
Assistant Coach: Vojislav "Scoop" Stanisic
Assistant Coach: Duncan Oughton
Director, Team Operations: Tucker Walther
Head Athletic Trainer: Dave Lagow
Assistant Athletic Trainer: Steven Purcell
Strength & Conditioning Coach: Brook Hamilton
Equipment Manager: Rusty Wummel

TEAM MEDICAL INFORMATION

Team Doctors: Pete Edwards, M.D. and Scott Johnson, M.D.
Head Athletic Trainer: Dave Lagow
Assistant Athletic Trainer: Steven Purcell
Massage Therapist: Janet Ryder
Team Chiropractor: Thomas Corbin, D.C.
Team Dentist: Herb Postle, D.D.S.

STADIUM INFORMATION

Crew Stadium
One Black & Gold Boulevard, Columbus, OH 43211
Press Box Phone Number: (614) 447-4289
MLS Capacity: 20,145 (expandable)
Surface: Four-Blend Kentucky Blue Grass
Field Dimensions: 115 x 75 yards
Largest Soccer Attendance: 24,685 – U.S. Men's National Team vs. Mexico – September 3, 2005
Team Colors: Black & Gold

TRAINING FACILITIES

Columbus Crew Training Center at Obetz
4153 Alum Creek Drive
Obetz, OH 43207
D: (614) 492-1283
F: (614) 492-1512

VISITING TEAM HOTEL

Sheraton Columbus Hotel at Capitol Square
East State Street
Columbus, OH 43215
(614) 365-4500



BROADCAST INFORMATION

Television Partner: FOX Sports Ohio
Talent: Play-by-play – Dwight Burgess; Analyst – Duncan Oughton; Sideline – Ashleigh Ignelzi
English Radio: 610 WTNV (AM)
Talent: Play-by-play – Neil Sika; Analyst – John Bluem
Spanish Radio: La Mega 103.1 (FM)
Talent: Play-by-play – Carlos Cordova; Analyst – Benny Pietrangelo; Sideline – Juan Valladares

COMMUNICATIONS DIRECTORY

Senior Director of Communications: Alex Caulfield
Office: (614) 447-4190
Mobile: (216) 978-7212
Email: acaulfield@thecrew.com
Twitter: @Alex_Caulfield

Digital Editor: TJ Ansley
O: (614) 447-4203
C: (734) 972-5291
E: tansley@thecrew.com
Twitter: @tjansley

Digital Content Producer: Cody Sharrett
Office: (614) 447-4264
Mobile: (317) 697-9820
Email: csharrett@thecrew.com
Twitter: @CodySharrett

PR Email: crewcommunications@thecrew.com

SOCIAL MEDIA DIRECTORY

Facebook	ColumbusCrew
Twitter	@ColumbusCrew
Twitter hashtag	#Crew96
YouTube	CrewCommunications
Instagram	ColumbusCrew
Pinterest	Crew96
Google+	+ColumbusCrew

FC Dallas vs. Columbus Crew

ALL-TIME REGULAR-SEASON RESULTS

FC Dallas record: 16-17-8

Home games: 12-5-2 (34 GF, 20 GA)

Road games: 4-12-6 (22 GF, 36 GA)

Date	Score	Result	Venue
05/05/1996	DAL 0 vs CLB 0	SOW	Cotton Bowl
07/31/1996	DAL 2 at CLB 1	W	Ohio Stadium
08/14/1996	DAL 2 vs CLB 2	SOL	Cotton Bowl
04/13/1997	DAL 1 at CLB 2	L	Ohio Stadium
07/13/1997	DAL 2 at CLB 1	W	Ohio Stadium
09/06/1997	DAL 3 vs CLB 0	W	Cotton Bowl
03/29/1998	DAL 2 vs CLB 1	W	Cotton Bowl
07/25/1998	DAL 2 at CLB 1	W	Ohio Stadium
04/24/1999	DAL 2 vs CLB 0	W	Cotton Bowl
07/24/1999	DAL 1 at CLB 4	L	Crew Stadium
04/29/2000	DAL 2 vs CLB 1	W	Cotton Bowl
05/20/2000	DAL 1 at CLB 2	L	Crew Stadium
06/07/2000	DAL 3 vs CLB 2	W	Cotton Bowl
06/10/2000	DAL 1 at CLB 1	T (2OT)	Crew Stadium
05/12/2001	DAL 4 vs CLB 0	W	Cotton Bowl
06/23/2001	DAL 1 vs CLB 2	L	Cotton Bowl
07/07/2001	DAL 2 at CLB 2	T (2OT)	Crew Stadium
08/15/2001	DAL 0 at CLB 3	L	Crew Stadium
05/25/2002	DAL 1 at CLB 1	T (2OT)	Crew Stadium
06/29/2002	DAL 1 vs CLB 0	W (2OT)	Cotton Bowl
07/05/2003	DAL 0 at CLB 0	T (2OT)	Crew Stadium
08/23/2003	DAL 1 vs CLB 2	L	Dragon Stadium
09/13/2003	DAL 2 at CLB 3	L	Crew Stadium
05/01/2004	DAL 0 at CLB 0	T	Crew Stadium
07/10/2004	DAL 0 vs CLB 0	T	Cotton Bowl
07/28/2004	DAL 1 at CLB 2	L	Crew Stadium
08/20/2005	DAL 0 at CLB 1	L	Crew Stadium
10/05/2005	DAL 2 vs CLB 1	W	Pizza Hut Park
06/03/2006	DAL 1 vs CLB 2	L	Pizza Hut Park
09/30/2006	DAL 1 at CLB 3	L	Crew Stadium
08/11/2007	DAL 3 vs CLB 2	W	Pizza Hut Park
10/06/2007	DAL 3 at CLB 1	W	Crew Stadium
08/16/2008	DAL 1 at CLB 2	L	Crew Stadium
08/30/2008	DAL 1 vs CLB 2	L	Pizza Hut Park
06/20/2009	DAL 2 vs CLB 1	W	Pizza Hut Park
08/15/2009	DAL 0 at CLB 2	L	Crew Stadium
04/10/2010	DAL 2 vs CLB 2	T	Pizza Hut Park
08/28/2010	DAL 0 at CLB 0	T	Crew Stadium
04/01/2011	DAL 0 at CLB 2	L	Crew Stadium
07/02/2011	DAL 2 vs CLB 0	W	Pizza Hut Park
05/12/2012	DAL 1 at CLB 2	L	Crew Stadium

----- FC Dallas ----- Columbus Crew -----

Category	1	2	OT	Tot.	1	2	OT	Tot.
Goals	18	37	1	56	25	31	0	56
Shots	254	331	7	592	250	299	3	552
Shots on Goal	102	137	3	242	101	124	0	225
Fouls	328	319	8	655	276	273	4	553
Offsides	53	46	2	101	50	47	1	98
Corner Kicks	84	124	1	209	108	117	2	227

GOALS SCORED IN 15-MINUTE INTERVALS:

	1-15	16-30	31-45	46-60	61-75	76-90	OT	Total
DAL	6	5	7	9	8	20	1	56
CLB	5	10	10	4	15	12	0	56

ALL-TIME REGULAR-SEASON SERIES LEADERS:

	FC Dallas	Crew
Goals	7 Jason Kreis	7 Brian McBride
Assists	9 Jason Kreis	6 Barros Schelotto/Cunningham
Shots	69 Jason Kreis	51 Brian McBride
Shots on Goal	29 Jason Kreis	25 Brian McBride
FC	35 Kreis/Pareja	38 Brian Maisonneuve
FS	35 Oscar Pareja	36 Kyle Martino
Wins	5 Dodd/Jordan	4 William Hesmer
Losses	4 Jordan/Sala	3 William Hesmer
Shutouts	3 Matt Jordan	3 William Hesmer
Saves	43 Matt Jordan	35 William Hesmer
Goals Allowed	18 Matt Jordan	12 William Hesmer

ALL-TIME REGULAR-SEASON SERIES GAME HIGHS:

	FC Dallas	Crew
Goals	2 Elliott/Thompson	2 - 3 players tied
Assists	2 - 4 players tied	2 - 8 players tied
Shots	8 K. Cooper (8/16/08)	9 McBride/Buddle
Shots on Goal	4 - 4 players tied	4 - 3 players tied
FC	6 Graziani/Denilson	5 - 6 players tied
FS	8 B. Haynes (8/14/96)	7 - 4 players tied
Saves	9 M. Jordan (4/24/99)	8 Tom Presthus (6/29/02)
Goals Allowed	4 M. Jordan (7/24/99)	4 Tom Presthus (5/12/01)

D.C. United

D.C. UNITED
RFK Stadium
2400 East Capitol St., SE
Washington, D.C. 20003
(202) 587-5000
www.dcunited.com

CHIEF CLUB OFFICIALS

Managing Partners: Erick Thohir, Jason M. Levien
General Partner: William H.C. Chang
Chief Operating Officer/Chief Financial Officer: Michael Williamson
Chief Marketing Officer: Doug Hicks
Vice President, Business Development and Partnerships: Mike Schoenbrun
General Manager: Dave Kasper

TEAM INFORMATION

Head Coach: Ben Olsen
Assistant Coach: Chad Ashton
Assistant Coach: Josh Wolff
Physical Preparation Coach: Adam Rotchstein
Head Athletic Trainer: Brian Goodstein
Assistant Athletic Trainer: Gabriel Manoel
Assistant Athletic Trainer: Brian Gerlach
Team Administrator: Francisco Tobar
Team Operations Coordinator: AJ Miller
Equipment Manager: David Brauzer
Assistant Equipment Manager: Daniel Deming
Manager, Media Relations: Ryan Tronovitch

TEAM MEDICAL INFORMATION

Head Athletic Trainer: Brian Goodstein
Assistant Athletic Trainer: Brian Gerlach
Physical Therapist: Gabriel Monoel
Chiropractor: Hiram N. Bagy
Chiropractor: Aleck Wong
Massage Therapist: Jennifer Roberts
General Practitioner: John Ferrell III
Team Physicians: Kevin Crutchfield (neurologist)
Marla Shapiro (neuropsychologist)
James Gilbert (orthopedic), Emilio Canal (dentist)
Keith Smithson (optometrist)
Tim Muir (internal medicine)

STADIUM INFORMATION

RFK Stadium
2400 East Capitol St. SE, Washington, D.C. 20003
Press Box Phone Number: (202) 547-0927
MLS Capacity: 19,647 (expandable)
Surface: Grass
Field Dimensions: 72 x 110 yards
Largest Soccer Attendance: 58,012 – U.S. v. Portugal, July 24, 1996 (1996 Olympic Games)
Team Colors: Black & Red

PRACTICE FACILITIES

RFK Auxiliary Fields
2400 East Capitol Street, SE
Washington, D.C. 20003



VISITING TEAM HOTEL

Renaissance Washington
1143 New Hampshire Avenue, NW
Washington, D.C. 20037
(202) 775-0800

BROADCAST INFORMATION

Television Partner: TBD
English Radio: TBD
Spanish Radio: TBD

PR DIRECTORY

Manager, Media Relations: Ryan Tronovitch
Office: (202) 587-5429
Mobile: (607) 237-3865
Email: rtronovitch@dcunited.com
Twitter: @RyanTronovitch

Coordinator, Communications: Sarah Lerner

Office: (202) 587-5440
Cell: (650) 766-5615
Email: slerner@dcunited.com
Twitter: @SarahRLerner

SOCIAL MEDIA DIRECTORY

Facebook	dcunited
Twitter	@dcunited
In-Game Twitter	@DCUmatchday
Twitter Hashtag	#DCU
FourSquare	dcunited
YouTube	dcunited
Instagram	dcuinsider
Google+	+DCUnited

FC Dallas vs. D.C. United

All-Time Regular-Season Results

FC Dallas record: 17-14-8

Home games: 12-6-3 (37 GF, 26 GA)

Road games: 5-8-5 (28 GF, 43 GA)

Year	Score	Result	Venue
05/01/1996	DAL 1 at DC 3	L	RFK Stadium
05/18/1996	DAL 3 vs DC 2	W	Cotton Bowl
07/04/1996	DAL 1 vs DC 1	SOW	Cotton Bowl
07/07/1996	DAL 1 at DC 6	L	RFK Stadium
05/04/1997	DAL 2 vs DC 2	SOW	Cotton Bowl
05/10/1997	DAL 2 at DC 2	SOW	RFK Stadium
07/04/1997	DAL 2 vs DC 3	L	Cotton Bowl
06/07/1998	DAL 4 at DC 4	SOW	RFK Stadium
08/07/1998	DAL 0 vs DC 1	L	Cotton Bowl
06/16/1999	DAL 3 vs DC 0	W	Cotton Bowl
09/04/1999	DAL 1 at DC 4	L	RFK Stadium
05/27/2000	DAL 2 at DC 3	L	RFK Stadium
06/24/2000	DAL 0 at DC 2	L	RFK Stadium
07/08/2000	DAL 3 vs DC 0	W	Cotton Bowl
08/12/2000	DAL 1 vs DC 0	W	Cotton Bowl
06/09/2001	DAL 3 vs DC 0	W	Cotton Bowl
04/06/2002	DAL 2 vs DC 1	W	Cotton Bowl
09/19/2002	DAL 4 at DC 3	W (2OT)	RFK Stadium
05/03/2003	DAL 0 at DC 0	T (2OT)	RFK Stadium
05/31/2003	DAL 3 vs DC 2	W	Dragon Stadium
07/02/2003	DAL 1 vs DC 3	L	Dragon Stadium
06/26/2004	DAL 1 vs DC 1	T	Cotton Bowl
07/24/2004	DAL 5 vs DC 1	W	Cotton Bowl
09/11/2004	DAL 0 at DC 3	L	RFK Stadium
05/28/2005	DAL 2 at DC 0	W	RFK Stadium
09/10/2005	DAL 1 vs DC 2	L	FC Dallas Stadium
04/29/2006	DAL 1 at DC 1	T	RFK Stadium
07/04/2006	DAL 0 vs DC 1	L	FC Dallas Stadium
07/14/2007	DAL 3 at DC 3	T	RFK Stadium
09/01/2007	DAL 0 vs DC 4	L	FC Dallas Stadium
09/13/2008	DAL 2 at DC 2	T	RFK Stadium
09/28/2008	DAL 3 vs DC 0	W	FC Dallas Stadium
05/02/2009	DAL 1 at DC 2	L	RFK Stadium
09/05/2009	DAL 2 vs DC 2	T	FC Dallas Stadium
05/08/2010	DAL 1 vs DC 0	W	FC Dallas Stadium
08/14/2010	DAL 3 at DC 1	W	RFK Stadium
05/07/2011	DAL 0 at DC 0	T	RFK Stadium
07/16/2011	DAL 0 vs DC 0	T	FC Dallas Stadium
03/30/2012	DAL 1 at DC 4	L	RFK Stadium

	----- FC Dallas -----				----- United -----			
Category	1	2	OT	Tot.	1	2	OT	Tot.
Goals	28	36	1	65	25	44	0	69
Shots	211	266	3	480	236	266	2	504
SOG	92	135	3	230	123	143	0	266
Fouls	300	272	3	575	287	298	4	589
Offsides	65	65	0	130	49	43	0	92
Corners	77	83	1	161	113	131	4	248

GOALS SCORED IN 15-MINUTE INTERVALS:

	1-15	16-30	31-45	46-60	61-75	76-90	OT	Total
DAL	7	7	14	9	12	15	1	65
DC	8	10	7	14	17	13	0	69

All-Time Regular-Season Series Leaders:

	FC Dallas	United
Goals	11 Jason Kreis	9 Raul Diaz Arce
Assists	4 - 3 players tied	11 Jaime Moreno
Shots	70 Jason Kreis	40 Jaime Moreno
Shots on Goal	36 Jason Kreis	24 Raul Diaz Arce
Fouls Committed	37 Jason Kreis	34 Ben Olsen
Fouls Suffered	44 Jason Kreis	52 Jaime Moreno
Wins	6 Mark Dodd	3 Presthus/Rimando
Losses	4 Mark Dodd	4 Rimando/Simpson
Shutouts	3 Hartman/Jordan	2 - 3 players tied
Saves	52 Mark Dodd	30 Nick Rimando
Goals Allowed	23 Mark Dodd	13 Nick Rimando

All-Time Regular-Season Series Game Highs:

	FC Dallas	United
Goals	2 - 7 players tied	4 Raul Diaz Arce (7/7/96)
Assists	2 - 7 players tied	3 Jaime Moreno (twice)
Shots	7 - 3 players tied	8 Bobby Convey (5/31/03)
Shots on Goal	6 Jason Kreis (5/27/00)	6 Raul Diaz Arce (7/7/96)
Fouls Committed	9 A. Alvarez (5/28/05)	9 Albright/Fred
Fouls Suffered	7 - 3 players tied	7 - 3 players tied
Saves	11 Matt Jordan (9/4/99)	7 Nick Rimando (9/10/05)

Houston Dynamo

FRONT OFFICE ADDRESS

1001 Avenida de las Americas, Suite 200
Houston, TX 77010
(713) 276-7500
www.HoustonDynamo.com

CHIEF CLUB OFFICIALS

Investor/Operators: AEG, Brenner International Group,
Golden Boy Promotions
President, Business Operations: Chris Canetti
Executive Vice President: Steven Powell
Senior Vice President: David Tagliarino

TEAM INFORMATION

Head Coach: Dominic Kinnear
Assistant Coaches: Wade Barrett, Steve Ralston
Goalkeepers Coach: Tim Hanley
Director, Soccer Operations: Nick Kowba
Equipment Manager: Michael Porter

TEAM MEDICAL INFORMATION

Head Athletic Trainer: Theron Enns
Assistant Athletic Trainer: Shane Caron
Head Team Physician: Kaare Kolstad, M.D.
Official Hospital: The Methodist Hospital System

STADIUM INFORMATION

BBVA Compass Stadium
2200 Texas Street
Houston, TX 77003
MLS Capacity: 22,039
Surface: Grass
Field Dimensions: 115 x 75 yards

PRACTICE FACILITIES

Houston Amateur Sports Park
12131 Kirby Dr. Houston, TX 77045

VISITING TEAM HOTEL

Hyatt Regency Downtown
1200 Louisiana St.
Houston TX 77002

BROADCAST INFORMATION

English TV: Comcast SportsNet Houston, KPRC Local 2
Talent: Play-by-play – Glenn Davis
Analyst – Eddie Robinson (select games)
English Radio: Yahoo! Sports Radio 1560 AM, ESPN 97.5 FM
Talent: Play-by-play – Matt Pedersen
Spanish TV: TBD
Talent: Play-by-play – TBD
Spanish Radio: La Ranchera 850 AM
Talent: Play-by-play – Daniel Mejia



PR DIRECTORY

Senior Director, Communications and Broadcasting: Lester Gretschi
Office: (713) 276-7522
Cell: (832) 633-0632
E-mail: lgretschi@HoustonDynamo.com

Communications Manager: Matt Pedersen
Office: (713) 276-7520
Cell: (832) 794-8673
E-mail: mpedersen@HoustonDynamo.com
Twitter: @MattPedersen5

Senior Content Producer: Jonathan Kaplan
Office: (713) 276-7588
Cell: (516) 965-4664
Email: jkaplan@HoustonDynamo.com
Twitter: @HappyKappy5

Department E-mail: press@HoustonDynamo.com

SOCIAL MEDIA DIRECTORY

Facebook	HoustonDynamo
Twitter	@HoustonDynamo
In-Game Twitter	@DynamoMatchday
Twitter hashtag	#HoustonDynamo
YouTube	HoustonDynamoVideos
Instagram	HoustonDynamo
Google+	+houstondynamo

FC Dallas vs. Houston Dynamo

All-Time Regular-Season Results

FC Dallas record: 3-9-7

Home games: 2-3-4 (7 GF, 11 GA)

Road games: 1-6-3 (12 GF, 17 GA)

Year	Score	Result	Venue
05/06/2006	DAL 3 at HOU 4	L	Robertson Stadium
05/13/2006	DAL 1 vs HOU 1	T	Pizza Hut Park
08/12/2006	DAL 0 at HOU 1	L	Robertson Stadium
09/02/2006	DAL 1 vs HOU 0	W	Pizza Hut Park
06/03/2007	DAL 1 at HOU 2	L	Robertson Stadium
06/30/2007	DAL 0 vs HOU 0	T	Pizza Hut Park
08/19/2007	DAL 0 at HOU 1	L	Robertson Stadium
09/30/2007	DAL 0 vs HOU 3	L	Pizza Hut Park
04/06/2008	DAL 3 at HOU 3	T	Robertson Stadium
05/28/2008	DAL 2 vs HOU 2	T	Pizza Hut Park
06/26/2008	DAL 1 at HOU 1	T	Robertson Stadium
05/09/2009	DAL 0 at HOU 1	L	Robertson Stadium
06/13/2009	DAL 1 vs HOU 3	L	Pizza Hut Park
08/06/2009	DAL 1 vs HOU 0	W	Pizza Hut Park
03/27/2010	DAL 1 vs HOU 1	T	Pizza Hut Park
05/05/2010	DAL 1 at HOU 0	W	Robertson Stadium
05/28/2011	DAL 2 at HOU 2	T	Robertson Stadium
09/24/2011	DAL 0 vs HOU 1	L	Pizza Hut Park
06/16/2012	DAL 1 at HOU 2	L	BBVA

All-Time Regular-Season Series Game Highs:

	FC Dallas	Dynamo
Goals	2 Kenny Cooper (4/6/08)	2 De Rosario/Weaver
Assists	1 - 19 players tied	2 Brad Davis (twice)
Shots	7 Jackson (9/24/11)	5 - 3 players tied
SOG	3 Cunningham/Jackson	5 Cam Weaver (6/13/09)
FC	7 Carlos Ruiz (6/30/07)	5 Craig Waibel (8/12/06)
FS	6 Denilson/Ferreira	7 Brian Ching (6/30/07)
Saves	5 Kevin Hartman (6/16/12)	5 Pat Onstad (twice)
Goals Allowed	4 Dario Sala (5/6/06)	3 Onstad/Caig

All-Time Postseason Results

Year	Score	Result	Venue
10/27/2007	DAL 1 vs HOU 0	W	Pizza Hut Park
11/02/2007	DAL 1 at HOU 4	L (2OT)	Robertson Stadium

Category	---- FC Dallas ----				----- Dynamo -----			
	1	2	OT	Tot.	1	2	OT	Tot.
Goals	8	11	0	19	13	15	0	28
Shots	78	109	0	187	106	93	0	199
SOG	33	39	0	72	39	44	0	83
Fouls	138	128	0	266	128	121	0	249
Offsides	11	12	0	23	38	34	0	72
Corners	35	33	0	68	46	38	0	84

Goals Scored in 15-Minute Intervals:

	1-15	16-30	31-45	46-60	61-75	76-90	OT	Total
DAL	0	3	5	3	5	3	0	19
HOU	2	2	9	4	5	6	0	28

All-Time Regular-Season Series Leaders:

	FC Dallas	Dynamo
Goals	4 Kenny Cooper	4 Dwayne De Rosario
Assists	2 - 4 players tied	7 Brad Davis
Shots	17 Kenny Cooper	28 Dwayne De Rosario
SOG	9 Kenny Cooper	15 Dwayne De Rosario
FC	24 Carlos Ruiz	24 Eddie Robinson
FS	23 Kenny Cooper	34 Brian Ching
Wins	2 Dario Sala	7 Pat Onstad
Losses	4 Dario Sala	3 Pat Onstad
Shutouts	3 Dario Sala	4 Pat Onstad
Saves	32 Dario Sala	38 Pat Onstad
Goals Allowed	18 Dario Sala	13 Pat Onstad

Los Angeles Galaxy

LA Galaxy
The Home Depot Center
18400 Avalon Blvd.
Suite 200
Carson, CA 90746
(310) 630-2200
www.lagalaxy.com

CHIEF CLUB OFFICIALS
Investor/Operator: AEG
AEG President & CEO: Tim Leiweke
AEG Sports Chief Operating Officer: Kelly Cheeseman
President: Chris Klein

TEAM INFORMATION
General Manager and Head Coach: Bruce Arena
Associate Head Coach: Dave Sarachan
Assistant Coach and Reserve Team Head Coach: Curt Onalfo
Assistant Coach: Pat Noonan
Goalkeeper Coach: Ian Feuer
Technical Director: Jovan Kirovski
Director of Soccer Operations: David Kammarman
Head Athletic Trainer: Armando Rivas
Assistant Athletic Trainer: Kurt Andrews
Active Release Specialist: Shunta Shimizu
Strength and Conditioning Coach: Ben Yauss
Equipment Manager: Raul Vargas
Equipment Coordinator: Rafael Verdin
Director of Administration: Martha Romero
Team Administrator: Shant Kasparian

TEAM MEDICAL INFORMATION
Santa Monica Orthopaedic Group
Team Doctors:
Dr. Bert Mandelbaum
Dr. Byron Patterson

STADIUM INFORMATION
The Home Depot Center
18400 Avalon Blvd.
Carson, CA 90746
Capacity: 27,000
Field size: 120'x75'
Largest attendance for an MLS game:
30,510 (MLS Cup 2012)
Press Box Phone Number: 310-630-2288
Press Box Fax: 310-630-2289
Team Colors: White, blue and gold

PRACTICE FACILITIES
The Home Depot Center
18400 Avalon Blvd.
Carson, CA 90746

VISITING TEAM HOTEL
Torrance Marriott South Bay
3635 Fashion Way
Torrance, CA 90503
Telephone: 310-316-3636
Fax: 310-543-6076



BROADCAST INFORMATION
English TV: Time Warner Cable SportsNet
Talent: John Shrader (play-by-play), Cobi Jones (analyst)
and TBD (sideline)

Spanish TV: Time Warner Cable Deportes
Talent: Samuel Jacobo (play-by-play), Martin Zuñiga
(analyst) and Elmur Souza (sideline)

English Radio: KTLK 1150 AM
Talent: Joe Tutino (play-by-play) and Ralph Perez (analyst)

Spanish Radio: ESPN Deportes KWKW 1330 AM
Talent: Rolando Gonzalez (play-by-play) and Armando
Aguayo (analyst)

PR DIRECTORY
Justin Pearson, Senior Manager of Communications
Office: 310-630-2216
Cell: 310-617-2198
jpearson@lagalaxy.com

Jaime Cárdenas, Communications Coordinator
Office: 310-630-2215
Cell: 310-995-8561
jcardenas@lagalaxy.com

PR Email: galaxycommunications@lagalaxy.com or medi-
arequests@lagalaxy.com

SOCIAL MEDIA DIRECTORY

Facebook	LAGalaxy
Twitter	@lagalaxy or @lagalaxyinsider
Twitter hashtag	#lagalaxy
Flickr	TheLAGalaxy
YouTube	LAGalaxy
Instagram	LAGalaxy
Pinterest	LAGalaxy

FC Dallas vs. Los Angeles Galaxy

All-Time Regular-Season Results

FC Dallas record: 19-28-10

Home games: 14-8-6 (47 GF, 42 GA)

Road games: 5-20-4 (29 GF, 60 GA)

Year	Score	Result	Venue
07/17/1996	DAL 5 vs LA 2	W	Cotton Bowl
08/25/1996	DAL 3 at LA 2	W	Rose Bowl
09/19/1996	DAL 1 vs LA 2	L	Cotton Bowl
09/22/1996	DAL 1 at LA 2	L	Rose Bowl
04/26/1997	DAL 1 at LA 1	SOW	Rose Bowl
07/25/1997	DAL 0 vs LA 3	L	Cotton Bowl
09/14/1997	DAL 1 vs LA 3	L	Cotton Bowl
09/19/1997	DAL 1 at LA 2	L	Rose Bowl
05/23/1998	DAL 1 at LA 4	L	Rose Bowl
06/04/1998	DAL 1 vs LA 8	L	Cotton Bowl
07/29/1998	DAL 3 vs LA 0	W	Cotton Bowl
09/02/1998	DAL 0 at LA 3	L	Rose Bowl
03/28/1999	DAL 0 at LA 0	SOL	Rose Bowl
08/14/1999	DAL 0 at LA 2	L	Rose Bowl
08/28/1999	DAL 1 vs LA 0	W	Cotton Bowl
10/03/1999	DAL 4 vs LA 3	W	Cotton Bowl
04/15/2000	DAL 1 at LA 2	L	Rose Bowl
05/13/2000	DAL 1 vs LA 1	T (2OT)	Cotton Bowl
07/01/2000	DAL 4 vs LA 2	W	Cotton Bowl
09/06/2000	DAL 1 at LA 0	W	Rose Bowl
05/19/2001	DAL 0 at LA 0	T (2OT)	Rose Bowl
06/30/2001	DAL 0 vs LA 0	T (2OT)	Cotton Bowl
04/13/2002	DAL 1 at LA 1	T (2OT)	Rose Bowl
04/20/2002	DAL 1 vs LA 1	T (2OT)	Cotton Bowl
06/22/2002	DAL 0 at LA 3	L	Rose Bowl
08/24/2002	DAL 1 vs LA 0	W (2OT)	Cotton Bowl
04/12/2003	DAL 1 vs LA 1	T (2OT)	Dragon Stadium
05/17/2003	DAL 1 vs LA 1	T (2OT)	Dragon Stadium
06/28/2003	DAL 0 at LA 3	L	The Home Depot Center
08/30/2003	DAL 1 at LA 2	L	The Home Depot Center
05/08/2004	DAL 1 vs LA 3	L	Cotton Bowl
05/29/2004	DAL 1 at LA 4	L	The Home Depot Center
09/18/2004	DAL 2 vs LA 0	W	Cotton Bowl
10/09/2004	DAL 0 at LA 2	L	The Home Depot Center
04/30/2005	DAL 0 at LA 2	L	The Home Depot Center
06/18/2005	DAL 1 vs LA 0	W	Cotton Bowl
09/21/2005	DAL 4 vs LA 1	W	FC Dallas Stadium
10/01/2005	DAL 1 at LA 2	L	The Home Depot Center
05/10/2006	DAL 1 vs LA 0	W	FC Dallas Stadium
08/20/2006	DAL 0 at LA 2	L	The Home Depot Center
10/07/2006	DAL 2 vs LA 1	W	FC Dallas Stadium
10/14/2006	DAL 2 at LA 5	L	The Home Depot Center
04/12/2007	DAL 2 at LA 1	W	The Home Depot Center
06/09/2007	DAL 3 vs LA 1	W	FC Dallas Stadium
09/23/2007	DAL 1 at LA 2	L	The Home Depot Center
05/18/2008	DAL 1 vs LA 5	L	FC Dallas Stadium
07/27/2008	DAL 4 vs LA 0	W	FC Dallas Stadium
10/26/2008	DAL 2 at LA 2	T	The Home Depot Center
05/23/2009	DAL 1 vs LA 1	T	FC Dallas Stadium
09/12/2009	DAL 6 at LA 3	W	The Home Depot Center
05/20/2010	DAL 0 vs LA 1	L	FC Dallas Stadium
10/24/2010	DAL 1 at LA 2	L	The Home Depot Center
05/01/2011	DAL 2 vs LA 1	W	FC Dallas Stadium
08/06/2011	DAL 1 at LA 3	L	The Home Depot Center
04/28/2012	DAL 1 at LA 1	T	The Home Depot Center
07/28/2012	DAL 0 vs LA 1	L	FC Dallas Stadium
08/26/2012	DAL 0 at LA 2	L	The Home Depot Center

All-Time Postseason Results

Year	Score	Result	Venue
10/05/1997	DAL 0 at LA 0	SOW	Rose Bowl
10/08/1997	DAL 3 vs LA 0	W	Cotton Bowl
10/01/1998	DAL 1 at LA 6	L	Rose Bowl
10/04/1998	DAL 2 vs LA 3	L	Cotton Bowl
10/31/1999	DAL 1 at LA 2	L	Rose Bowl
11/07/1999	DAL 2 vs LA 2	SOW	Cotton Bowl
11/11/1999	DAL 1 at LA 3	L	Rose Bowl
11/14/2010	DAL 3 at LA 0	W	The Home Depot Center

---- FC Dallas ----					----- Galaxy -----				
Category	1	2	OT	Tot.	1	2	OT	Tot.	
Goals	40	35	1	76	41	61	0	102	
Shots	362	363	10	735	375	432	12	819	
SOG	163	163	2	328	163	203	5	371	
Fouls	429	382	17	828	417	370	10	797	
Offsides	69	107	0	176	50	78	2	130	
Corners	114	128	10	252	139	201	3	343	

Goals Scored in 15-Minute Intervals:

	1-15	16-30	31-45	46-60	61-75	76-90	OT	Total
DAL	11	11	18	10	10	15	1	76
LA	8	16	17	16	19	26	0	102

All-Time Regular-Season Series Leaders:

	FC Dallas	Galaxy
Goals	10 Jason Kreis	9 Landon Donovan
Assists	7 Jason Kreis	11 Cobi Jones
Shots	85 Jason Kreis	52 Cobi Jones
Shots on Goal	39 Jason Kreis	27 Jones/Ruiz
Fouls Committed	42 Jason Kreis	32 Cobi Jones
Fouls Suffered	48 Oscar Pareja	85 Cobi Jones
Wins	5 Matt Jordan	16 Kevin Hartman
Losses	7 Mark Dodd	9 Kevin Hartman
Shutouts	6 Matt Jordan	9 Kevin Hartman
Saves	69 Mark Dodd	130 Kevin Hartman
Goals Allowed	30 Mark Dodd	31 Kevin Hartman

All-Time Regular-Season Series Game Highs:

	FC Dallas	Galaxy
Goals	2 - 7 players tied	3 Karapetyan/Buddle
Assists	2 - 9 players tied	3 - 3 players tied
Shots	10 Jason Kreis (6/30/01)	8 Carlos Ruiz (8/30/03)
Shots on Goal	5 Eck/Cooper	5 Hurtado/Ruiz
FC	9 Daniel Peinado (4/26/97)	7 Buddle/Sarvas
FS	7 Damian (5/23/98)	7 Peter Vagenas (6/22/02)
Saves	11 Mark Dodd (9/19/96)	10 Kevin Hartman (twice)
Goals Allowed	8 Mark Dodd (6/4/98)	6 D. Ricketts (9/12/09)

New England Revolution

NEW ENGLAND REVOLUTION
Gillette Stadium
One Patriot Place
Foxborough, MA 02035
(877) 438-7387
www.revolutionsoccer.net

CHIEF CLUB OFFICIALS
Investor/Operators: Robert K. Kraft, Jonathan A. Kraft and the Kraft Family
President: Brian Bilello
General Manager: Michael Burns

TEAM INFORMATION
Head Coach: Jay Heaps
Assistant Coach: Jay Miller
Goalkeepers Coach: Remi Roy
Strength & Conditioning Coach: Nick Downing
Soccer Operations Manager: Jason Gove
Equipment Manager: Scott Emmens

TEAM MEDICAL INFORMATION
Head Athletic Trainer: Evan Allen
Assistant Athletic Trainer: Phil Madore
Massage Therapist: Glenn O'Connor
Team Chiropractor: Dr. Michael Weinman
Head Team Physician: Scott Martin, M.D.
Team Physicians:
Luke Oh, M.D., Patty Gibbons, M.D. and Stuart Klein, M.D.
Primary Hospital:
Massachusetts General Hospital (Boston, Mass.)

GILLETTE STADIUM
One Patriot Place, Foxborough, MA 02035
Press Box Phone Number: (508) 384-1960
MLS Capacity: 20,000 (expandable)
Surface: FieldTurf Duraspine PRO (FIFA 2-star certified)
Field Dimensions: 106 x 75 yards
Largest Soccer Attendance:
67,584 (Brazil vs. Mexico, Sept. 12, 2007)
Team Colors: Blue, white and red

PRACTICE FACILITIES
Gillette Stadium Practice Fields and Dana Farber Field-House
Gillette Stadium
One Patriot Place
Foxborough, MA 02035

VISITING TEAM HOTELS
Renaissance Hotel & Spa at Patriot Place
28 Patriot Place
Foxborough, MA 02035
(508) 543-5500

BROADCAST INFORMATION
Television Partner (English): Comcast SportsNet New England
Talent: Play-by-play – Brad Feldman; Analyst – Jeff Causey.
English Radio: 98.5 The Sports Hub
Talent: Play-by-play – Brad Feldman; Analyst – Jeff Causey.

PR DIRECTORY
Director of Communications: Lizz Summers
Office: (508) 549-0496
Mobile: (617) 571-2219
Email: lizzs@revolutionsoccer.net
Twitter: @lizzsum

Communications Coordinator: Missy Wade
O: (508) 384-4372
C: (508) 505-8648
E: missyw@revolutionsoccer.net
Twitter: @missywade



Communications Coordinator: Tim Miller
Office: (508) 549-0468
Mobile: (508) 455-7551
Email: timm@revolutionsoccer.net
Twitter: @timothykmiller

Digital Content Manager: Jason Dalrymple
Office: (508) 384-4334
Mobile: (508) 400-2127
Email: jdalrymple@revolutionsoccer.net
Twitter: @jason_dalrymple

Staff Writer & Online Host: Jeff Lemieux
Office: (508) 549-0185
Mobile: (508) 958-1370
Email: jlemieux@revolutionsoccer.net
Twitter: @jeff_lemieux

Digital Content Assistant: Jeff Wroblewski
Office: (508) 549-0508
Mobile: (774) 254-4026
Email: jeffreyw@revolutionsoccer.net

PR Email: media@revolutionsoccer.net

SOCIAL MEDIA DIRECTORY
Facebook NERevolution
Twitter @NERevolution
In-Game Twitter @NERevsLive
Twitter hashtag #NERevs
Flickr NERevolution
YouTube NERevolutionSoccer
Instagram NERevolution
Pinterest NERevolution
Google+ +nerevolution

FC Dallas vs. New England Revolution

All-Time Regular-Season Results

FC Dallas record: 12-23-3

Home games: 7-11-2 (23 GF, 28 GA)

Road games: 5-12-1 (24 GF, 37 GA)

Year	Score	Result	Venue
06/23/1996	DAL 4 at NE 1	W	Foxboro Stadium
09/04/1996	DAL 1 at NE 2	L	Foxboro Stadium
09/07/1996	DAL 0 vs NE 2	L	Cotton Bowl
03/29/1997	DAL 0 vs NE 1	L	Cotton Bowl
06/01/1997	DAL 1 at NE 3	L	Foxboro Stadium
06/22/1997	DAL 2 at NE 2	SOL	Foxboro Stadium
09/25/1997	DAL 1 vs NE 2	L	Cotton Bowl
06/27/1998	DAL 3 at NE 3	SOW	Foxboro Stadium
07/18/1998	DAL 1 vs NE 3	L	Cotton Bowl
06/26/1999	DAL 2 vs NE 0	W	Cotton Bowl
09/24/1999	DAL 1 at NE 0	W	Foxboro Stadium
04/08/2000	DAL 2 vs NE 1	W	Cotton Bowl
08/02/2000	DAL 2 at NE 1	W	Foxboro Stadium
07/04/2001	DAL 1 vs NE 1	T (2OT)	Cotton Bowl 0
08/04/2001	DAL 1 at NE 5	L	Foxboro Stadium
05/11/2002	DAL 0 at NE 2	L	Gillette Stadium
09/14/2002	DAL 1 vs NE 2	L	Cotton Bowl
04/26/2003	DAL 1 vs NE 2	L	Dragon Stadium
07/16/2003	DAL 2 at NE 1	W	Gillette Stadium
10/04/2003	DAL 1 vs NE 4	L	Dragon Stadium
06/12/2004	DAL 3 vs NE 1	W	Cotton Bowl
08/11/2004	DAL 0 vs NE 3	L	Cotton Bowl
10/02/2004	DAL 0 at NE 2	L	Gillette Stadium
07/16/2005	DAL 2 at NE 3	L	Gillette Stadium
08/13/2005	DAL 1 vs NE 2	L	FC Dallas Stadium
05/20/2006	DAL 4 vs NE 0	W	FC Dallas Stadium
06/28/2006	DAL 0 at NE 1	L	Gillette Stadium
04/29/2007	DAL 0 vs NE 1	L	FC Dallas Stadium
09/15/2007	DAL 2 at NE 4	L	Gillette Stadium
04/24/2008	DAL 0 vs NE 1	L	FC Dallas Stadium
06/06/2008	DAL 1 at NE 2	L	Gillette Stadium
04/04/2009	DAL 1 at NE 2	L	Gillette Stadium
09/30/2009	DAL 1 vs NE 0	W	Cotton Bowl
05/01/2010	DAL 1 at NE 1	T	Gillette Stadium
09/22/2010	DAL 2 vs NE 2	T	FC Dallas Stadium
06/04/2011	DAL 1 vs NE 0	W	FC Dallas Stadium
09/10/2011	DAL 0 at NE 2	L	Gillette Stadium
04/05/2012	DAL 1 vs NE 0	W	FC Dallas Stadium

	---- FC Dallas ----				----- Revolution -----			
Category	1	2	OT	Tot.	1	2	OT	Tot.
Goals	23	24	0	47	31	34	0	65
Shots	228	294	1	523	228	235	3	466
SOG	124	124	0	248	116	140	1	257
Fouls	285	285	2	572	272	272	0	544
Offsides	67	62	0	129	43	56	0	99
Corners	107	131	0	238	95	105	0	200

Goals Scored in 15-Minute Intervals:

	1-15	16-30	31-45	46-60	61-75	76-90	OT	Total
DAL	6	7	10	3	10	11	0	47
NE	10	8	13	7	9	18	0	65

All-Time Regular-Season Series Leaders:

	FC Dallas	Revolution
Goals	7 Jason Kreis	14 Taylor Twellman
Assists	7 Jason Kreis	7 Steve Ralston
Shots	45 Jason Kreis	56 Taylor Twellman
Shots on Goal	21 Jason Kreis	37 Taylor Twellman
Fouls Committed	29 Deering/Kreis	28 Shalrie Joseph
Fouls Suffered	33 Jason Kreis	34 Shalrie Joseph
Wins	4 Matt Jordan	10 Matt Reis
Losses	7 Mark Dodd	5 Matt Reis
Shutouts	2 Hartman/Jordan	6 Matt Reis
Saves	46 Mark Dodd	73 Matt Reis
Goals Allowed	19 Mark Dodd	18 Matt Reis

All-Time Regular-Season Series Game Highs:

	FC Dallas	Revolution
Goals	2 Carlos Ruiz (twice)	3 Taylor Twellman (7/16/05)
Assists	2 Diego Sonora (6/23/96)	2 - 4 players tied
Shots	7 Maicon Santos (9/10/11)	8 Taylor Twellman (9/14/02)
Shots on Goal	5 Kenny Cooper (4/4/09)	5 Taylor Twellman (twice)
FC	7 Deering/Valakari	6 3 players tied
FS	7 Daniel Peinado (3/29/97)	7 Keegan/Cancela
Saves	11 D.J. Countess (7/16/03)	14 Aidan Heaney (9/7/96)
Goals Allowed	5 Matt Jordan (8/4/01)	4 Heaney/Reis

New York Red Bulls

NEW YORK RED BULLS
600 Cape May Street
Harrison, NJ 07029
Phone: (973) 268-8420
Fax: (973) 482-9340

CHIEF CLUB OFFICIALS

Investor/Operator: Red Bull GmbH
General Manager: Jérôme de Bontin
Sporting Director: Andy Roxburgh
Chief Financial Officer: Luis-Miguel Garcia
Vice President of Sales/Marketing: Matt O'Neil
Vice President of Operations: Shaun Oliver
General Counsel: J. Carlos Kuri

TEAM INFORMATION

Head Coach: Mike Petke
Assistant Coach: Robin Fraser
Goalkeeping Coach: Rafael Gonzalez
Technical Director: Ricardo Campos
Strength and Conditioning Coach: David Alvarez
Head of Scouting: Cris Da Silva
Video and Performance Analyst: David Lee
Head Athletic Trainer: Matt Reicher
Athletic Trainer: Damien Franolich
Assistant Athletic Trainer: Melvyn Pamplona
Team Administrator: Juan Romero
Equipment Manager: Fernando Ruiz
Assistant Equipment Manager: Sean Ruiz

TEAM MEDICAL INFORMATION

Team Medical Director/Orthopedic Surgeon:
Riley Williams III, MD, PC
Associate Orthopedic Surgeons: Bryan Kelly, MD,
David S Levine, MD, Michael Shindle
General Physician: Michael Farber, MD
Team Cardiologist: Sanjeev Patel, MD
General Dentist: W. Robert Howarth, DDS
Chiropractor: Jason Levy, DC
Massage Therapist: Traci Snyder

STADIUM INFORMATION

Red Bull Arena
600 Cape May Street
Harrison, NJ 07029
Press Box Phone: TBD
MLS Capacity: 25,000
Field Size: 120 x 75 yards

PRACTICE FACILITY

Montclair State University
1 Normal Avenue
Montclair, NJ 07043
Phone: (973) 655-2037

VISITING TEAM HOTEL

W Hotel Hoboken
225 River Street
Hoboken, NJ 07030
(201) 253-2400



BROADCAST INFORMATION

Local Television: MSG Network
Local Radio: TBD

PR DIRECTORY

Brian Tsao, Senior Director, Communications and Community Relations
O: (973) 268-7246 C: (201) 988-3817
brian.tsao@newyorkredbulls.com

Frank Della Femina, Senior Manager, Website and New Media

O: (973) 268-7243 C: (973) 432-1386
frank.dellafemina@newyorkredbulls.com

SOCIAL MEDIA DIRECTORY

Facebook	NewYorkRedBulls
Twitter	@NewYorkRedBulls
Twitter hashtag	#RBNY
YouTube	NewYorkRedBulls
Instagram	NewYorkRedBulls

FC Dallas vs. New York Red Bulls

All-Time Regular-Season Results

FC Dallas record: 17-18-4

Home games: 9-8-2 (31 GF, 26 GA)

Road games: 8-10-2 (30 GF, 29 GA)

Year	Score	Result	Venue
06/02/1996	DAL 0 vs MET 1	L	Cotton Bowl
06/19/1996	DAL 0 at MET 0	SOL	Giants Stadium
07/10/1996	DAL 2 at MET 3	L	Giants Stadium
06/15/1997	DAL 3 vs MET 1	W	Cotton Bowl
08/23/1997	DAL 1 vs MET 2	L	Cotton Bowl
09/16/1997	DAL 1 at MET 0	W	Giants Stadium
05/06/1998	DAL 1 at MET 0	W	Giants Stadium
08/29/1998	DAL 2 vs MET 0	W	Cotton Bowl
06/05/1999	DAL 5 at MET 2	W	Giants Stadium
08/04/1999	DAL 2 vs MET 0	W	Cotton Bowl
07/05/2000	DAL 1 at MET 2	L	Giants Stadium
08/26/2000	DAL 4 vs MET 6	L	Cotton Bowl
04/28/2001	DAL 2 at MET 3	L	Giants Stadium
08/11/2001	DAL 3 vs MET 0	W	Cotton Bowl
05/04/2002	DAL 2 at MET 1	W	Giants Stadium
07/04/2002	DAL 2 vs MET 0	W	Cotton Bowl
08/17/2002	DAL 3 at MET 1	W	Giants Stadium
09/05/2002	DAL 1 vs MET 3	L	Cotton Bowl
05/24/2003	DAL 1 at MET 2	L	Giants Stadium
07/19/2003	DAL 1 vs MET 2	L (OT)	Dragon Stadium
10/11/2003	DAL 0 at MET 0	T (2OT)	Giants Stadium
06/05/2004	DAL 2 at MET 0	W	Giants Stadium
08/15/2004	DAL 1 at MET 0	W	Giants Stadium
09/25/2004	DAL 0 vs MET 2	L	Cotton Bowl
07/27/2005	DAL 2 at MET 3	L	Giants Stadium
08/06/2005	DAL 2 vs MET 2	T	FC Dallas Stadium
05/24/2006	DAL 2 at NY 1	W	Giants Stadium
07/08/2006	DAL 2 vs NY 1	W	FC Dallas Stadium
04/15/2007	DAL 0 at NY 3	L	Giants Stadium
04/26/2007	DAL 0 vs NY 1	L	FC Dallas Stadium
04/12/2008	DAL 2 vs NY 0	W	FC Dallas Stadium
06/21/2008	DAL 0 at NY 1	L	Giants Stadium
07/04/2009	DAL 2 vs NY 1	W	FC Dallas Stadium
08/23/2009	DAL 2 at NY 3	L	Giants Stadium
04/17/2010	DAL 1 at NY 2	L	Red Bull Arena
09/16/2010	DAL 2 vs NY 2	T	FC Dallas Stadium
07/23/2011	DAL 2 at NY 2	T	Red Bull Arena
09/17/2011	DAL 0 vs NY 1	L	FC Dallas Stadium
03/11/2012	DAL 2 vs NY 1	W	FC Dallas Stadium

All-Time Postseason Results

Year	Score	Result	Venue
09/15/2000	DAL 1 at MET 2	L (2OT)	Giants Stadium
09/20/2000	DAL 1 vs MET 2	L	Cotton Bowl
10/26/2011	DAL 0 vs NY 2	L	Pizza Hut Park

	---- FC Dallas ----				----- Red Bulls -----			
Category	1	2	OT	Tot.	1	2	OT	Tot.
Goals	26	35	0	61	21	33	1	55
Shots	222	295	0	517	225	308	6	539
SOG	106	130	0	236	88	126	4	218
Fouls	273	275	2	550	273	265	4	542
Offsides	74	69	0	143	56	48	0	104
Corners	66	97	1	164	101	97	2	200

Goals Scored in 15-Minute Intervals:

	1-15	16-30	31-45	46-60	61-75	76-90	OT	Total
DAL	7	8	11	8	15	12	0	61
NY	5	6	10	11	6	16	1	55

All-Time Regular-Season Series Leaders:

	FC Dallas	Red Bulls
Goals	11 Jason Kreis	10 Clint Mathis
Assists	7 Oscar Pareja	4 Alex Comas
Shots	69 Jason Kreis	40 Clint Mathis
Shots on Goal	33 Jason Kreis	21 Clint Mathis
FC	39 Jason Kreis	19 Petke/Stammmler
FS	41 Jason Kreis	32 Tab Ramos
Wins	6 Matt Jordan	5 Howard/Meola
Losses	4 Dodd/Jordan	5 Tony Meola
Shutouts	3 Dodd/Jordan	2 Meola/Walker
Saves	37 Mark Dodd	48 Tim Howard
Goals Allowed	17 Matt Jordan	19 Tim Howard

All-Time Regular-Season Series Game Highs:

	FC Dallas	Red Bulls
Goals	2 - 6 players tied	5 Clint Mathis (8/26/00)
Assists	3 A. Martinez (8/11/01)	3 Alex Comas (8/26/00)
Shots	8 Maicon Santos (9/17/11)	8 Clint Mathis (4/15/07)
Shots on Goal	5 Ronald Cerritos (9/5/02)	5 Clint Mathis (8/26/00)
FC	7 Eddie Johnson (8/15/04)	7 Petter Villegas (7/5/00)
FS	7 Jason Kreis (7/10/96)	7 Jose Galvan (5/24/03)
Saves	8 Mark Dodd (8/23/97)	8 Tim Howard (9/5/02)
Goals Allowed	6 Matt Jordan (8/26/00)	5 Mike Ammann (6/5/99)

Montreal Impact

Montreal Impact
4750 Sherbrooke East Street
Montreal, QC, Canada H1V 3S8
Office: 514.328.3668
Fax: 514.328.1287
Email: info@impactmontreal.com
www.impactmontreal.com

CHIEF CLUB OFFICIALS

Owners: Saputo Family & Fonds de solidarité FTQ
President: Joey Saputo
Executive Vice-President: Richard Legendre
Chief Financial Officer: Sylvie Desrochers

COACHING STAFF

Head Coach: Marco Schällibaum
Assistant Coach: Mauro Biello
Assistant Coach: Philippe Eullaffroy
Goalkeeper Coach: Youssef Dahha
Physical Preparation Paolo Pacione

TECHNICAL STAFF

Sporting Director: Nick De Santis
Director of Soccer Operations: Matt Jordan
Director of Montreal Impact Academy: Philippe Eullaffroy
Team Manager: Adam Braz
Team Administrator: Daniel Pozzi
Equipment Coordinator: Remy Eyckerman
Equipment Manager – First Team: Aldo Ricciuti

TEAM MEDICAL INFORMATION

Team Doctor: Dr. Scott Delaney
Athletic Therapist: Jean-Sébastien Rondeau
Athletic Therapist: Vincent Roof-Racine

STADIUM INFORMATION

Stade Saputo
4750 Sherbrooke East Street
Montreal, QC, Canada H1V 3S8
Capacity: 20,521
Field Size: 77 yards x 120 yards
Largest Soccer Attendance: 20,521 (MLS – Sporting Kansas
City vs. Montreal Impact, September 22, 2012)
Club Colours: Blue, White, Black, Grey

Stade olympique / Olympic Stadium

4545 Pierre-de-Coubertin Street
Montreal, QC, Canada H1V 3N7
Capacity: 58,000
Field Size: 77 yards x 120 yards
Largest Soccer Attendance: 60,860 (MLS – LA Galaxy vs.
Montreal Impact, May 12, 2012)

TRAINING FACILITIES

PRIMARY
Complexe sportif Claude-Robillard
1000, Émile-Journault Street
Montreal, QC, Canada H2M 2E7

SECONDARY / WINTER

Complexe sportif Marie-Victorin
7000 Maurice-Duplessis Blvd.
Montreal, QC, Canada H1G 0A1



VISITING TEAM HOTEL

Le Centre Sheraton Montreal Hotel
1201, Rene-Levesque West
Montreal, QC, H3B 2L7

Main: 514.878.2000

Fax: 514.878.3958

www.sheratoncentremontreal.com

BROADCAST INFORMATION

National Television: TSN (English)
Talent: Play-by-play – Luke Wileman; Analyst – Jason de Vos
National Television: RDS (French)
Talent: Play-by-play – Claudine Douville; Analyst – Jean Gounelle; Sideline – Patrick Friolet
Regional Television: TVA Sports (French)
Talent: Play-by-play – Frédéric Lord; Analyst – Olivier Brett
Radio: CJAD 800 (English)
Talent: Play-by-play – Rick Moffat; Analyst – Grant Needham; i

PR DIRECTORY

Patrick Vallée
Director of Communications
Office: 514-328-3668, Ext. 227
patrick.vallee@impactmontreal.com

Eric Forest

Coordinator, Communications
Office: 514-328-3668, Ext. 267
eric.forest@impactmontreal.com

Joey Strizzi

English Editor/Writer
Office: 514-328-3668, Ext. 428
joey.strizzi@impactmontreal.com

Yvan Delia-Lavictoire

Office: 514-328-3668, Ext. 281
Digital Content Manager
yvan.delia-lavictoire@impactmontreal.com

PR Email: communications@impactmontreal.com

PR Info Line: 514-328-9959

SOCIAL MEDIA DIRECTORY

Facebook	impactmontreal
Twitter	@impactmontreal
YouTube	impactmontreal
Instagram	impactmontreal
Pinterest	impactmontreal
Google+	+impactmontreal

FC Dallas vs. Montreal Impact

All-Time Regular-Season Results

FC Dallas record: 1-0-0
 Home games: 1-0-0 (2 GF, 1 GA)
 Road games: 0-0-0 (0 GF, 0 GA)

Year	Score	Result	Venue
04/14/2012	DAL 2 vs MTL 1	W	FC Dallas Stadium

	---- FC Dallas ----				----- Impact -----			
Category	1	2	OT	Tot.	1	2	OT	Tot.
Goals	0	2	0	2	0	1	0	1
Shots	3	9	0	12	1	9	0	10
SOG	2	3	0	5	0	5	0	5
Fouls	9	8	0	17	7	10	0	17
Offsides	4	1	0	5	4	0	0	4
Corners	2	1	0	3	0	4	0	4

Goals Scored in 15-Minute Intervals:

	1-15	16-30	31-45	46-60	61-75	76-90	OT	Total
DAL	0	0	0	0	0	2	0	2
MTL	0	0	0	1	0	0	0	1

All-Time Regular-Season Series Leaders:

	FC Dallas	Impact
Goals	1 Perez/Shea	1 Bernardo Corradi
Assists	1 Castillo/Perez	0
Shots	4 Blas Perez	4 Felipe Martins
Shots on Goal	2 Blas Perez	1 5 players tied
Fouls Committed	3 Hernandez/Rodriguez	4 Tyson Wahl
Fouls Suffered	4 Jacobson/Loyd	5 Collen Warner
Wins	1 Kevin Hartman	0
Losses	0	1 Donovan Ricketts
Shutouts	0	0
Saves	4 Kevin Hartman	2 Donovan Ricketts
Goals Allowed	1 Kevin Hartman	2 Donovan Ricketts

All-Time Regular-Season Series Game Highs:

	FC Dallas	Impact
Goals	1 Perez/Shea	1 Bernardo Corradi (4/14/12)
Assists	1 Castillo/Perez	0 - 29 players tied
Shots	4 Blas Perez (4/14/12)	4 Felipe Martins (4/14/12)
Shots on Goal	2 Blas Perez (4/14/12)	1 - 5 players tied
FC	3 Hernandez/Rodriguez	4 Tyson Wahl (4/14/12)
FS	4 Jacobson/Loyd	5 Collen Warner (4/14/12)
Saves	4 Kevin Hartman (4/14/12)	2 Donovan Ricketts (4/14/12)
Goals Allowed	1 Kevin Hartman (4/14/12)	2 Donovan Ricketts (4/14/12)

Philadelphia Union

PHILADELPHIA UNION
2501 Seaport Drive
Switch House Suite 500
Chester, PA 19013
(610) 497-1657
www.philadelphiaunion.com

CHIEF CLUB OFFICIALS

Chairman: Jay Sugarman
CEO & Operating Partner: Nick Sakiewicz
Investors/Owners: Christopher Buccini, Robert Buccini,
David Pollin, Weston Solutions, Inc., Graham Partners

TEAM INFORMATION

Team Manager: John Hackworth
Coach/Technical Director: Rob Vartughian
Assistant Coach: Brendan Burke
Assistant Coach: Jim Curtin
Team Coordinator: Josh Gros
Equipment Director: Tim Cook
Assistant Equipment Coordinator: Ford Gaitley

TEAM MEDICAL INFORMATION

Head Athletic Trainer: Paul Rushing
Assistant Athletic Trainer: Steve Hudyma
Strength and Conditioning Coach: Kevin Miller
Team Doctors: Dr. Chip Hummer and Dr. Jim McGlynn
Sports Medicine Providers/Team Hospital: Crozer-Keystone
Medical System/Premier Orthopaedics & Sports Medicine
Associates, LTD

STADIUM INFORMATION

PPL PARK
One Stadium Drive, Chester, PA 19013
Press Box Phone Number: (610) 859-3254/3255
Capacity: 18,500
Surface: Grass
Field Dimensions: 120 x 75 yards
Largest Union Match Attendance: 19,178 (vs. LA Galaxy
5/11/11, vs. Toronto FC, 10/15/11)
Largest Soccer Attendance: 19,236 (2012 MLS All-Star
Game vs. Chelsea, 7/25/12)
Team Colors: Blue and gold

TRAINING FACILITIES

Houston Park
701 Harvey Road
Wallingford, PA 19086

Chester Park
208 Ridley Drive
Wallingford, Pa. 19086

YSC Sports
224 County Line Road
Wayne, PA 19087



VISITING TEAM HOTEL

Hyatt Regency Philadelphia at Penn's Landing
201 South Columbus Blvd.
Philadelphia, PA 19106
(215)928-1234

BROADCAST INFORMATION

Television Partner (English): 6abc, Comcast SportsNet
Radio Partner (English): SportsRadio 610 WIP
Talent: Play-by-play – JP Dellacamera
Analyst – Alejandro Moreno

PR DIRECTORY

Manager of Communications: Aimee Cicero
Office: (610) 497-8186
Mobile: (610) 209-3657
Email: acicero@philadelphiaunion.com

Team Media Coordinator: Chris Glidden

Office: (610) 497-6213
Mobile: (561) 459-0025
Email: cglidden@philadelphiaunion.com

FC Dallas vs. Philadelphia Union

All-Time Regular-Season Results

FC Dallas record: 2-0-3

Home games: 2-0-1 (6 GF, 2 GA)

Road games: 0-0-2 (3 GF, 3 GA)

Year	Score	Result	Venue
05/15/2010	DAL 1 at PHI 1	T	Lincoln Financial Field
08/08/2010	DAL 3 vs PHI 1	W	Pizza Hut Park
05/14/2011	DAL 2 vs PHI 0	W	Pizza Hut Park
08/13/2011	DAL 2 at PHI 2	T	PPL Park
05/19/2012	DAL 1 vs PHI 1	T	FC Dallas Stadium

---- FC Dallas ----					----- Union -----				
Category	1	2	OT	Tot.	1	2	OT	Tot.	Tot.
Goals	7	2	0	9	2	3	0	5	
Shots	35	34	0	69	18	30	0	48	
SOG	17	10	0	27	8	12	0	20	
Fouls	34	23	0	57	32	39	0	71	
Offsides	10	10	0	20	5	8	0	13	
Corners	9	14	0	23	16	17	0	33	

Goals Scored in 15-Minute Intervals:

	1-15	16-30	31-45	46-60	61-75	76-90	OT	Total
DAL	3	2	2	0	1	1	0	9
PHI	1	0	1	1	0	2	0	5

All-Time Regular-Season Series Leaders:

	FC Dallas	Union
Goals	3 Brek Shea	2 Sebastien Le Toux
Assists	1 - 8 players tied	0
Shots	11 Brek Shea	9 Sebastien Le Toux
Shots on Goal	5 Marvin Chavez	7 Sebastien Le Toux
Fouls Committed	8 George John	7 Danny Mwanga
Fouls Suffered	8 Brek Shea	5 Sebastien Le Toux
Wins	2 Kevin Hartman	0
Losses	0	1 Mondragon/Seitz
Shutouts	1 Kevin Hartman	0
Saves	15 Kevin Hartman	8 Chris Seitz
Goals Allowed	5 Kevin Hartman	4 Mondragon/Seitz

All-Time Regular-Season Series Game Highs:

	FC Dallas	Union
Goals	2 Jeff Cunningham (8/8/10)	2 Sebastien Le Toux (8/13/11)
Assists	1 - 8 players tied	0 - 123 players tied
Shots	4 - 5 players tied	5 Sebastien Le Toux (8/13/11)
Shots on Goal	2 - 7 players tied	3 Sebastien Le Toux (8/13/11)
FC	4 Jackson (5/19/12)	5 Paunovic/Farfan
Fouls Suffered	5 Jair Benitez (5/19/12)	3 - 3 players tied
Saves	6 Kevin Hartman (5/15/10)	5 Chris Seitz (8/8/10)
Goals Allowed	2 Kevin Hartman (8/13/11)	3 Chris Seitz (8/8/10)

Portland Timbers

PORTLAND TIMBERS
JELD-WEN Field
1844 SW Morrison
Portland, OR 97205
(503) 553-5400
www.portlandtimbers.com

CHIEF CLUB OFFICIALS
Owner/President: Merritt Paulson
Chief Operating Officer: Mike Golub
General Manager: Gavin Wilkinson

TEAM INFORMATION
Head Coach: Caleb Porter
Assistant Coaches: Sean McAuley, Amos Magee,
Cameron Knowles
Goalkeeper Coach: Mike Toshack
Director of Sports Science: Dr. John Cone
Sports Performance Analyst: John Galas

Soccer Business Operations Director: Nick Mansueto
Soccer Business Operations Coordinator: Aaron Lewis
Equipment Manager: Sam Younie
Assistant Equipment Manager: Juamaine Venter
Player Relations Manager/Video Analysis: Pablo Moreira

TEAM MEDICAL INFORMATION
Head Athletic Trainer: Nik Wald, ATC
Assistant Athletic Trainer: Jun Morshita, ATC
Assistant Athletic Trainer: Joel Marick, ATC
Director of Medicine: Dr. Richard Edelson
Team Cardiologist: Dr. James Beckerman
Team Family Practice: Dr. Thayer White, Dr. Diego Diaz
Team Neuropsychologist: Dr. James Bryan
Primary Facility: Sports Medicine Oregon (Tigard, Ore.)

STADIUM INFORMATION
JELD-WEN Field
1844 SW Morrison, Portland, OR 97205
Press Box Phone Number: (503) 553-5503
Capacity: 20,438
Surface: FieldTurf Duraspine PRO
Field Dimensions: 110 x 74 yards
www.jeld-wenfield.com
facebook.com/JELDWENField
Primary Team Colors: Ponderosa, Moss

PRACTICE FACILITIES
adidas Timbers Training Center
Beaverton, OR

VISITING TEAM HOTEL
The Nines
525 SW Morrison
Portland, OR 97204
(877) 229-9995
www.thenines.com



BROADCAST INFORMATION
English Television: ROOT SPORTS, KPTV/KPDX
English Radio: Sportsradio 750 AM The Game (KXTG)
Spanish Television: EstrellaTV (select games)
Spanish Radio: La Pantera 940 AM (KWBY)

PR DIRECTORY
Vice President of Communications: Chris Metz
Office: (503) 553-5433
Mobile: (503) 358-3608
Email: cmetz@portlandtimbers.com

Media Relations Manager: Marc Kostic
Office: (503) 553-5415
Mobile: (425) 890-2354
Email: mkostic@portlandtimbers.com

Media Relations Coordinator: Mark Nelson
Office: (503) 553-5529
Mobile: (602) 478-0732
Email: mnelson@portlandtimbers.com

PR Email: communications@portlandtimbers.com

SOCIAL MEDIA DIRECTORY
Facebook facebook.com/portlandtimbers
Twitter @TimbersFC
Twitter hashtag #RCTID
YouTube TimbersFC
Instagram PortlandTimbers
Pinterest PortlandTimbers
Foursquare TimbersFC

FC Dallas vs. Portland Timbers

All-Time Regular-Season Results

FC Dallas record: 2-1-2

Home games: 2-0-1 (10 GF, 1 GA)

Road games: 0-1-1 (3 GF, 4 GA)

Year	Score	Result	Venue
04/17/2011	DAL 2 at POR 3	L	Jeld-Wen Field
06/25/2011	DAL 4 vs POR 0	W	Pizza Hut Park
03/17/2012	DAL 1 vs POR 1	T	FC Dallas Stadium
07/21/2012	DAL 5 vs POR 0	W	FC Dallas Stadium
08/05/2012	DAL 1 at POR 1	T	Jeld-Wen Field

	---- FC Dallas ----				----- Timbers -----			
Category	1	2	OT	Tot.	1	2	OT	Tot.
Goals	5	8	0	13	2	3	0	5
Shots	33	25	0	58	24	32	0	56
SOG	12	14	0	26	5	13	0	18
Fouls	23	35	0	58	30	27	0	57
Offsides	7	4	0	11	8	7	0	15
Corners	21	9	0	30	7	6	0	13

Goals Scored in 15-Minute Intervals:

	1-15	16-30	31-45	46-60	61-75	76-90	OT	Total
DAL	1	2	2	3	1	4	0	13
POR	1	0	1	2	0	1	0	5

All-Time Regular-Season Series Leaders:

	FC Dallas	Timbers
Goals	2 - 3 players tied	2 Jack Jewsbury
Assists	4 David Ferreira	2 Kalif Alhassan
Shots	11 Jackson	11 Jack Jewsbury
Shots on Goal	5 Brek Shea	4 Kris Boyd
Fouls Committed	11 Andrew Jacobson	10 Diego Chara
Fouls Suffered	12 David Ferreira	11 Diego Chara
Wins	2 Kevin Hartman	1 Jake Gleeson
Losses	1 Kevin Hartman	2 Troy Perkins
Shutouts	2 Kevin Hartman	0
Saves	13 Kevin Hartman	12 Troy Perkins
Goals Allowed	5 Kevin Hartman	11 Troy Perkins

All-Time Regular-Season Series Game Highs:

	FC Dallas	Timbers
Goals	1 - 12 players tied	1 - 5 players tied
Assists	2 - 3 players tied	2 Kalif Alhassan (4/17/11)
Shots	6 Jackson (6/25/11)	7 Franck Songo'o (8/5/12)
Shots on Goal	3 Jackson (6/25/11)	2 - 3 players tied
FC	4 A. Jacobson (3/17/12)	4 Boyd/Chara
Fouls Suffered	5 Villar/Ferreira	4 Diego Chara (3/17/12)
Saves	6 Kevin Hartman (8/5/12)	6 Troy Perkins (6/25/11)
Goals Allowed	3 Kevin Hartman (4/17/11)	5 Troy Perkins (7/21/12)

Real Salt Lake

REAL SALT LAKE
9256 State Street
Sandy, UT 84070
Telephone: (801) 727-2701
Fax: (801) 727-1459
www.RealSaltLake.com / www.RioTintoStadium.com
Twitter: @RealSaltLake
Facebook.com/RealSaltLake

HONORS: MLS Cup Champions: 2009
CONCACAF Champions League Group A Winners: 2010
CONCACAF Champions League Finalists 2011

OWNER: Dell Loy Hansen

CHIEF CLUB OFFICIALS

President: Bill Manning
SVP / General Manager: Garth Lagerwey
SVP / Chief Financial Officer: Gary Reimer
VP / Corporate Partnership: Andy Carroll
VP / Broadcasting & Communications: Trey Fitz-Gerald
VP / Stadium Operations: Trino Martinez
VP / Ticket Sales & Service: Michael Schetzel

TEAM INFORMATION

Head Coach: Jason Kreis
Assistant Coaches: Jeff Cassar, Miles Joseph, C.J. Brown
Strength & Conditioning Coach: Dan Barlow
Head Scout: Andy Williams
Head Athletic Trainer: Tyson Pace, MS, ATC-L
Asst. Athletic Trainer: Kevin Christen, MS, ATC-L
Team Administrator: Elliot Fall
Equipment Manager: Mike Fratto
Primary Hospital: Salt Lake Regional Medical Center
Team Physicians: Dr. Andrew Cooper; Dr. Joe Albano; Dr. Chris Gay;
Dr. John Edwards
Team Chiropractor: Monte J. Layton, D.C.
Team Chaplain: John Prim
Team Colors: Claret Red, Cobalt Blue & Real Gold

Largest MLS Attendance:
40,589 (June 4, 2005 RSL vs. FC Dallas; USA vs. Costa Rica)
Largest Soccer Attendance:
45,511 (August 12, 2006 RSL vs. Real Madrid)

RIO TINTO STADIUM
9256 State Street
Sandy, Utah 84070
Phone: (801) 727-2701
Fax: (801) 727-1459
RSL Press Box Phone Number: (801) 727-2717
VP, Broadcasting & Communications: Trey Fitz-Gerald
General Manager: Trino Martinez
Manager, Facilities & Events: Carlos Acevedo
Elevation: 4,450 feet
MLS Capacity: 20,213; 19,464 (w/concert stage)
Surface: Natural Grass
Field Dimensions: 75 x 120 yards
Largest MLS Attendance: 20,762
(Sept. 28, 2011; RSL 0:3 Chicago Fire)
Largest non-MLS Soccer Attendance:
20,463 [October 19, 2010; RSL 3:1 Cruz Azul (MEX)]
Largest non-Soccer Attendance: 25,974 (July 13, 2010; Paul McCartney)

RSL TRAINING FACILITY

America First Field
76 West Sego Lily Drive (10000 South, ½ block West of State St)
Sandy, UT 84070
Surface: Natural Grass
Field Dimensions: 75 x 120 yards



VISITING TEAM HOTEL

Marriott City Center
220 South State Street
Salt Lake City, UT 84111
Telephone: (801) 961-8700 (main)
Contact: Becky Starke, (801) 366-8055, becky.starke@marriott.com
http://www.marriott.com/slccc

BROADCASTING INFORMATION

Television Partner: KTVX (ABC) Ch. 4 / KUCW (CW) Ch. 30
Talent: Bill Riley (play-by-play) / Brian Dunseth (color analyst)

English Radio: ESPN 700 AM (KALL)

Talent: James Rust (pre-/post-game host) / Brian Kamler (analyst) /
Jeremy Horton (reporter)

Spanish Radio: TBD

RSL PUBLIC RELATIONS DIRECTORY

Vice President, Broadcasting & Communications: Trey Fitz-Gerald
Office: (801) 727-2717
Mobile: (801) 856-8877
E-Mail: tfitz@RealSaltLake.com

Manager, Soccer Media Services: Sam Stejskal

Office: (801) 727-2716
Mobile: (801) 918-5050
E-Mail: sstejskal@RealSaltLake.com

PR E-mail: RSLcommunications@RealSaltLake.com

FC Dallas vs. Real Salt Lake

All-Time Regular-Season Results

FC Dallas record: 12-8-3

Home games: 8-0-2 (19 GF, 6 GA)

Road games: 4-8-1 (16 GF, 25 GA)

Year	Score	Result	Venue
04/23/2005	DAL 3 vs RSL 0	W	Cotton Bowl
06/04/2005	DAL 2 at RSL 0	W	Rice-Eccles Stadium
07/23/2005	DAL 0 at RSL 3	L	Rice-Eccles Stadium
09/18/2005	DAL 2 vs RSL 1	W	FC Dallas Stadium
04/08/2006	DAL 2 vs RSL 1	W	FC Dallas Stadium
07/22/2006	DAL 1 at RSL 0	W	Rice-Eccles Stadium
09/16/2006	DAL 2 at RSL 3	L	Rice-Eccles Stadium
09/23/2006	DAL 2 vs RSL 1	W	FC Dallas Stadium
04/07/2007	DAL 2 at RSL 2	T	Rice-Eccles Stadium
05/20/2007	DAL 2 vs RSL 1	W	FC Dallas Stadium
06/14/2007	DAL 1 at RSL 0	W	Rice-Eccles Stadium
05/10/2008	DAL 1 at RSL 2	L	Rice-Eccles Stadium
05/24/2008	DAL 2 vs RSL 1	W	FC Dallas Stadium
10/18/2008	DAL 1 at RSL 3	L	Rio Tinto Stadium
07/24/2009	DAL 2 at RSL 4	L	Rio Tinto Stadium
09/26/2009	DAL 3 vs RSL 0	W	FC Dallas Stadium
07/17/2010	DAL 2 vs RSL 0	W	FC Dallas Stadium
10/16/2010	DAL 0 at RSL 2	L	Rio Tinto Stadium
05/22/2011	DAL 0 vs RSL 0	T	FC Dallas Stadium
07/09/2011	DAL 0 at RSL 2	L	Rio Tinto Stadium
04/25/2012	DAL 1 vs RSL 1	T	FC Dallas Stadium
05/26/2012	DAL 2 at RSL 3	L	Rio Tinto Stadium
08/18/2012	DAL 2 at RSL 1	W	Rio Tinto Stadium

All-Time Postseason Results

Year	Score	Result	Venue
10/30/2010	DAL 2 vs RSL 1	W	Pizza Hut Park
11/06/2010	DAL 1 at RSL 1	T	Rio Tinto Stadium

Category	FC Dallas				Real Salt Lake			
	1	2	OT	Tot.	1	2	OT	Tot.
Goals	17	18	0	35	8	23	0	31
Shots	144	164	0	308	106	147	0	253
SOG	61	73	0	134	45	64	0	109
Fouls	155	158	0	313	165	155	0	320
Offsides	26	38	0	64	30	43	0	73
Corners	45	63	0	108	61	62	0	123

Goals Scored in 15-Minute Intervals:

	1-15	16-30	31-45	46-60	61-75	76-90	OT	Total
DAL	8	5	4	5	3	10	0	35
RSL	2	4	2	8	9	6	0	31

All-Time Regular-Season Series Leaders:

	FC Dallas	Real Salt Lake
Goals	5 Carlos Ruiz	3 - 3 players tied
Assists	3 - 3 players tied	6 Andy Williams
Shots	27 Kenny Cooper	19 Will Johnson
Shots on Goal	14 Arturo Alvarez	10 Jason Kreis
Fouls Committed	19 Simo Valakari	20 Javier Morales
Fouls Suffered	23 Carlos Ruiz	22 Javier Morales
Wins	6 Dario Sala	5 Nick Rimando
Losses	4 Dario Sala	6 Nick Rimando
Shutouts	3 Dario Sala	3 Nick Rimando
Saves	30 Dario Sala	53 Nick Rimando
Goals Allowed	13 Dario Sala	19 Nick Rimando

All-Time Regular-Season Series Game Highs:

	FC Dallas	Real Salt Lake
Goals	2 - 4 players tied	2 - 3 players tied
Assists	2 Thompson/van den Bergh	2 Javier Morales (10/18/08)
Shots	7 Nunez/Cooper	5 - 3 players tied
Shots on Goal	5 Arturo Alvarez (6/14/07)	4 Beckerman/Saborio
FC	8 Simo Valakari (4/23/05)	5 Javier Morales (5/24/08)
FS	6 Ruiz/Cooper	6 Trembly/Morales
Saves	6 Dario Sala (9/26/09)	10 Nick Rimando (6/14/07)
Goals Allowed	4 Ray Burse (7/24/09)	3 Countess/Rimando

San Jose Earthquakes

SAN JOSE EARTHQUAKES
451 El Camino Real, Suite 201
Santa Clara, CA 95050
Telephone: (408) 556-7700
Fax: (408) 556-6802
www.sjearthquakes.com
Twitter: @SJEarthquakes
Facebook.com/SanJoseEarthquakes
Youtube.com/SanJoseEarthquakes

HONORS:
MLS Cup Champions: 2001, 2003
Supporters' Shield Winners: 2005, 2012

OWNER: Lew Wolff

CHIEF CLUB OFFICIALS
President: Dave Kaval
VP/Marketing, Communications and Community Relations: Jed Mettee
VP / Ticket Sales & Strategy: Jared Shawlee

TEAM INFORMATION
Head Coach: Frank Yallop
Assistant Coaches: Mark Watson, Ian Russell, Jason Batty
Fitness Coach: Greg Tella
Head Athletic Trainer: Brian Lee
Asst. Athletic Trainer: Derek Lawrence
Team Administrator: Dustin Cleaver
Equipment Manager: Jose Vega

Primary Hospital:
Stanford Hospital, 300 Pasteur Dr., Stanford, CA 94305
Team Physician: Dr. Zack Vaughn, MD - orthopedics
Dr. Jeff Blue, MD - internal medicine
Team Chiropractor: Dr. Andre Chevalier, DC
Team Colors: Black, Blue, White

Largest non-Doubleheader MLS Attendance: 50,391 (June 30, 2012 San Jose 4:3; LA Galaxy at Stanford Stadium)

Largest MLS Attendance: 61,572 (August 8, 2009; San Jose 3:0 Columbus Crew at Candlestick Park, doubleheader with FC Barcelona-Club America)

BUCK SHAW STADIUM
500 El Camino Real
Santa Clara, CA 95050
Phone: (408) 556-7700
Fax: (408) 556-6802
Capacity: 10,525
Surface: Natural Grass
Field Dimensions: 74 x 115 yards

Largest MLS Attendance:
10,799 (Aug. 21, 2010; San Jose 1:0 LA Galaxy)
Largest non-MLS Soccer Attendance: 10,712 (July 17, 2010; San Jose 0:0 Tottenham Hotspur (EPL))



EARTHQUAKES TRAINING FACILITY
1135 Coleman Ave.
San Jose, CA 95110
Surface: Natural Grass
Field Dimensions: 74 x 115 yards

VISITING TEAM HOTEL
Fairmont – San Jose
170 S Market St
San Jose, CA 95113
Telephone: (408) 998-1900 (main)
http://www.fairmont.com/san-jose

BROADCASTING INFORMATION
Television Partner: Comcast SportsNet Bay Area
Talent: Jim Kozimor (play-by-play) / Kelly Gray (analyst) / Dan Dibley (sideline reporter)

English Radio: KLIV 1590
Talent: Anthony Passarelli (play-by-play) / Chris Dangerfield

Spanish Radio: KZSF 1470
Talent: Carlos Cesar Rivera (play-by-play)

EARTHQUAKES PUBLIC RELATIONS DIRECTORY
Vice President: Jed Mettee
Office: (408) 556-7723
Mobile: (408) 613-8172
E-Mail: jmettee@sjearthquakes.com

Media Relations Manager: Frank Stranzl
Office: (408) 556-7774
Mobile: (707) 696-1931
E-Mail: fstranzl@sjearthquakes.com

FC Dallas vs. San Jose Earthquakes

All-Time Regular-Season Results

FC Dallas record: 15-22-10

Home games: 9-9-5 (29 GF, 33 GA)

Road games: 6-13-5 (24 GF, 45 GA)

Year	Score	Result	Venue
04/14/1996	DAL 0 vs SJ 0	SOW	Cotton Bowl
06/08/1996	DAL 4 vs SJ 1	W	Cotton Bowl
08/22/1996	DAL 0 at SJ 0	SOL	Spartan Stadium
09/11/1996	DAL 2 at SJ 2	SOW	Spartan Stadium
04/05/1997	DAL 2 vs SJ 1	W	Cotton Bowl
06/28/1997	DAL 1 at SJ 3	L	Spartan Stadium
07/18/1997	DAL 3 vs SJ 1	W	Cotton Bowl
09/11/1997	DAL 1 at SJ 0	W	Spartan Stadium
04/05/1998	DAL 2 at SJ 2	SOW	Stanford Stadium
04/18/1998	DAL 1 vs SJ 2	L	Cotton Bowl
08/22/1998	DAL 1 at SJ 1	SOL	Spartan Stadium
09/13/1998	DAL 1 vs SJ 3	L	Cotton Bowl
04/30/1999	DAL 1 at SJ 1	SOL	Spartan Stadium
05/15/1999	DAL 2 vs SJ 1	W	Cotton Bowl
05/22/1999	DAL 1 at SJ 1	SOL	Spartan Stadium
09/11/1999	DAL 1 vs SJ 0	W	Cotton Bowl
04/22/2000	DAL 0 at SJ 5	L	Spartan Stadium
09/09/2000	DAL 2 vs SJ 1	W	Cotton Bowl
04/14/2001	DAL 1 at SJ 0	W	Spartan Stadium
05/23/2001	DAL 0 vs SJ 2	L	Cotton Bowl
03/23/2002	DAL 0 vs SJ 2	L	Cotton Bowl
07/13/2002	DAL 2 vs SJ 1	W	Cotton Bowl
07/20/2002	DAL 0 at SJ 4	L	Spartan Stadium
08/21/2002	DAL 1 at SJ 3	L	Spartan Stadium
06/14/2003	DAL 1 vs SJ 2	L	Dragon Stadium
07/26/2003	DAL 0 at SJ 3	L	Spartan Stadium
08/13/2003	DAL 0 vs SJ 3	L	Dragon Stadium
09/27/2003	DAL 2 at SJ 5	L	Spartan Stadium
05/15/2004	DAL 1 vs SJ 2	L	Cotton Bowl
07/07/2004	DAL 2 at SJ 1	W	Spartan Stadium
08/21/2004	DAL 0 at SJ 3	L	Spartan Stadium
10/16/2004	DAL 2 vs SJ 2	T	Cotton Bowl
05/14/2005	DAL 0 at SJ 0	T	Spartan Stadium
07/02/2005	DAL 2 vs SJ 2	T	Cotton Bowl
09/03/2005	DAL 0 vs SJ 2	L	FC Dallas Stadium
09/24/2005	DAL 1 at SJ 1	T	Spartan Stadium
05/03/2008	DAL 0 at SJ 0	T	Buck Shaw Stadium
10/02/2008	DAL 1 vs SJ 1	T	FC Dallas Stadium
06/07/2009	DAL 2 vs SJ 2	T	FC Dallas Stadium
10/07/2009	DAL 2 at SJ 1	W	Buck Shaw Stadium
06/05/2010	DAL 2 vs SJ 0	W	FC Dallas Stadium
09/11/2010	DAL 0 at SJ 0	T	Buck Shaw Stadium
03/26/2011	DAL 0 vs SJ 2	L	FC Dallas Stadium
10/22/2011	DAL 2 at SJ 4	L	Buck Shaw Stadium
07/07/2012	DAL 0 vs SJ 0	T	FC Dallas Stadium
07/18/2012	DAL 1 at SJ 2	L	Buck Shaw Stadium
09/29/2012	DAL 3 at SJ 3	T	Buck Shaw Stadium

	----- FC Dallas -----				----- San Jose -----			
Category	1	2	OT	Tot.	1	2	OT	Tot.
Goals	22	31	0	53	45	33	0	78
Shots	269	317	0	586	263	301	0	564
SOG	111	131	0	242	128	146	0	274
Fouls	334	363	0	697	322	337	0	659
Offsides	77	60	0	137	56	48	0	104
Corners	141	120	0	261	106	138	0	244

Goals Scored in 15-Minute Intervals:

	1-15	16-30	31-45	46-60	61-75	76-90	OT	Total
DAL	9	5	8	9	8	14	0	53
SJ	18	11	16	13	9	11	0	78

All-Time Regular-Season Series Leaders:

	FC Dallas	San Jose
Goals	6 Jason Kreis	8 Landon Donovan
Assists	6 Jason Kreis	8 Cerritos/Mulrooney
Shots	72 Jason Kreis	36 Ronald Cerritos
Shots on Goal	31 Jason Kreis	17 Ronald Cerritos
Fouls Committed	44 Jason Kreis	33 John Doyle
Fouls Suffered	39 Oscar Pareja	47 Richard Mulrooney
Wins	6 Mark Dodd	7 Pat Onstad
Losses	6 Matt Jordan	7 Joe Cannon
Shutouts	3 Dodd/Hartman	5 Cannon/Onstad
Saves	59 Mark Dodd	60 Joe Cannon
Goals Allowed	20 Matt Jordan	17 Joe Cannon

All-Time Regular-Season Series Game Highs:

	FC Dallas	San Jose
Goals	3 D. Washington (7/18/97)	3 D. De Rosario (9/27/03)
Assists	2 Suarez/Kreis	3 Ronald Cerritos (9/13/98)
Shots	8 J. Cunningham (10/7/09)	7 C. Wondolowski (10/22/11)
Shots on Goal	4 - 4 players tied	4 Cerritos/Wondolowski
FC	7 Farrer/Pareja	5 - 6 players tied
Fouls Suffered	7 L. Lozano (8/22/96)	9 Brian Ching (8/21/04)
Saves	9 - 3 players tied	10 Pat Onstad (5/15/04)
Goals Allowed	5 Jordan/Cassar	4 Tom Liner (6/8/96)

Seattle Sounders FC

SEATTLE SOUNDERS FC
Virginia Mason Athletic Center
12 Seahawks Way
Renton, WA 98056
(425) 203-8000
www.SoundersFC.com

CHIEF CLUB OFFICIALS
Ownership: Joe Roth, Adrian Hanauer, Paul G. Allen, Drew Carey
General Manager: Adrian Hanauer
President: Peter McLoughlin

TEAM INFORMATION
Head Coach: Sigi Schmid
Sporting Director: Chris Henderson
Assistant Coaches: Brian Schmetzer, Ezra Hendrickson
Goalkeepers Coach: Tom Dutra
Fitness Coach: Dave Tenney
Assistant Coach/Scout: Kurt Schmid
Equipment Manager: Nolan Myer

TEAM MEDICAL INFORMATION
Head Athletic Trainer: Randy Noteboom
Assistant Athletic Trainer: Chris Cornish
Assistant Athletic Trainer: Aung Aye
Medical Director: Dr. Michael Morris
Team Physicians: Lance Larson, Jason Norsen
Primary Hospital: Virginia Mason Medical Center

STADIUM INFORMATION
XBox Pitch at CenturyLink Field
800 Occidental Ave. S., Seattle, WA 98134
Main Phone: (206) 381-7555
Field Dimensions: 117 x 73 yards
Surface: FieldTurf Revolution
MLS Capacity: 38,300
Press Box Phone Number: (206) 381-7237, (206) 381-7236
Press Box Fax: (206) 381-7231
Media Will Call: Southwest Gate
www.CenturyLinkField.com

PRACTICE FACILITY
Starfire Sports
14800 Starfire Way, Seattle, WA, 98188
Main Phone: (206) 431-3232
www.StarfireSports.com

VISITING TEAM HOTEL
The Hyatt at Olive 8
1635 8th Ave, Seattle, WA 98101
Phone: (206) 695-1234
Fax: (206) 676-4400

BROADCASTING INFORMATION
English Television: King 5 / Kong 6/16 – PLAY-BY-PLAY: Ross Fletcher; COLOR: Kasey Keller
Spanish Television: KOMO 2 / Comcast 114 – PLAY-BY-PLAY: Jaime Mendez; COLOR: Hugo Alcaraz-Cuellar
English Radio: 97.3 KIRO FM – TALENT: PLAY-BY-PLAY: Ross Fletcher; COLOR: Kasey Keller
Spanish Radio: La Gran D 99.3 FM – TALENT: Rene Aleman, Victor Hernandez

PR DIRECTORY
Jeff Garza
Communications Director



PR DIRECTORY (Continued)
O: (425) 203-9021 C: (206) 255-4661
E: JeffGa@seahawkssounders.com

Mike Ferris
Communications Assistant
O: (425) 203-8304 C: (425) 457-9001
E: MikeFe@soundersfc.com

Suzanne Lavender
Corporate Communications Director
O: (425) 203-8024 C: (206) 730-7549
E: SuzanneL@seahawkssoundersfc.com

Matt Winter
Communications Intern
O: (425) 203-8316 C: (206) 399-7497
E: MattW@soundersfc.com

Kenton Olson
Director of Digital and Emerging Media
O: (425) 203-8122 C: (425) 785-6009
E: KentonO@seahawkssoundersfc.com

Shane Evans
Digital Media Manager
O: (425) 203-8164 C: (484) 326-1003
E: ShaneE@soundersfc.com

Matt Gaschk
Digital Media Writer
O: (425) 203-8311 C: (425) 248-0586
E: MattG@soundersfc.com

SOCIAL MEDIA DIRECTORY

Facebook	SeattleSounders
Twitter	@SoundersFC
In-Game Twitter	@LiveSounders
Promotions Twitter	@winSounders
Academy Twitter	@SoundersAcademy
YouTube	SoundersFCdotcom
Twitter hashtag	#Sounders
Instagram	SoundersFC
Pinterest	SoundersFC
Google+	SoundersFC

FC Dallas vs. Seattle Sounders FC

All-Time Regular-Season Results

FC Dallas record: 1-4-4

Home games: 0-2-3 (4 GF, 7 GA)

Road games: 1-2-1 (4 GF, 6 GA)

Year	Score	Result	Venue
05/16/2009	DAL 1 vs SEA 1	T	Pizza Hut Park
10/24/2009	DAL 1 at SEA 2	L	Qwest Field
04/22/2010	DAL 2 vs SEA 2	T	Pizza Hut Park
07/11/2010	DAL 1 at SEA 1	T	Qwest Field
05/25/2011	DAL 1 at SEA 0	W	Qwest Field
08/20/2011	DAL 0 vs SEA 1	L	Pizza Hut Park
05/09/2012	DAL 0 vs SEA 2	L	FC Dallas Stadium
09/02/2012	DAL 1 vs SEA 1	T	FC Dallas Stadium
10/21/2012	DAL 1 at SEA 3	L	CenturyLink Field

All-Time Regular-Season Series Leaders:

	FC Dallas	Sounders FC
Goals	2 Jeff Cunningham	4 Fredy Montero
Assists	1 - 5 players tied	4 Fredy Montero
Shots	15 Brek Shea	34 Fredy Montero
Shots on Goal	5 David Ferreira	13 Fredy Montero
Fouls Committed	13 Daniel Hernandez	27 Fredy Montero
Fouls Suffered	17 David Ferreira	24 Fredy Montero
Wins	1 Kevin Hartman	2 Kasey Keller
Losses	3 Kevin Hartman	1 Kasey Keller
Shutouts	1 Kevin Hartman	1 Keller/Meredith
Saves	16 Kevin Hartman	15 Kasey Keller
Goals Allowed	8 Kevin Hartman	5 Kasey Keller

All-Time Regular-Season Series Game Highs:

	FC Dallas	Sounders FC
Goals	2 Jeff Cunningham (4/22/10)	2 Montero/Evans
Assists	1 - 5 players tied	2 Ljungberg/Montero
Shots	7 Jackson (9/2/12)	5 3 players tied
Shots on Goal	2 - 7 players tied	3 Montero/Fucito
FC	5 Villar/Pertuz	6 Fredy Montero (9/2/12)
FS	5 dos Santos/Ferreira	6 F. Ljungberg (10/24/09)
Saves	6 Dario Sala (10/24/09)	5 Meredith/Gspurning
Goals Allowed	3 Kevin Hartman (10/21/12)	1 - 8 players tied

Goals Scored in 15-Minute Intervals:

	1-15	16-30	31-45	46-60	61-75	76-90	OT	Total
DAL	1	2	3	0	0	2	0	8
SEA	2	2	2	2	3	2	0	13

Sporting Kansas City

FRONT OFFICE

One Sporting Way
Kansas City, KS 66111
Main: (913) 387-3400
Toll Free: 888-4KC-GOAL
Fax: (913) 387-3401
www.sportingkc.com

OWNERSHIP

Owners: Neal Patterson, Cliff Illig, Robb Heineman,
Greg Maday, Pat Curran

TEAM INFORMATION

Manager/Technical Director: Peter Vermes
Assistant Coaches: Kerry Zavagnin, Zoran Savic,
John Pascarella
Fitness Coaches: Mateus Manoel, David McKay (asst)
Team Administrators: Rick Dressel, Jon Farrell (asst)
Equipment Managers: Mike Flaherty, Andy Garay (asst)
Head Groundskeeper: Justin Bland

TEAM MEDICAL INFORMATION

Head Athletic Trainer: Chet North
Assistant Athletic Trainer: Kenny Ishii
Massage Therapist: Brian Ubert
Chiropractors: Brian Holdeman, David Black
Orthopedic Surgeon: Dr. Scott Luallin
Sports Medicine Physician: Dr. Neal Erickson
Team Dentist – Jason Ciminieri
Team Ophthalmologist – Brandon Hunter
Physicians Assistant – Angel Monroy
Primary Hospital: Providence Medical Center

STADIUM INFORMATION

Sporting Park
One Sporting Way, Kansas City, KS 66111
MLS Capacity: 18,467
Surface: Natural Grass (Kentucky Blue Grass)
Field Dimensions: 75 yards (W) x 120 yards (L)
Team colors: Sporting Blue and Dark Indigo
Press Box Phone: 913-912-7675
Largest Attendance:
•21,010 (Sporting Park, 9/28/12 vs Chicago Fire)
•52,424 (Arrowhead Stadium, 7/25/2010, Kansas City 2,
Manchester United 1)

PRACTICE FACILITIES

Sporting Club Training Center in Swope Park
6310 Lewis Road
Kansas City, MO 64130

VISITING TEAM HOTEL

Kansas City Marriott Downtown
200 West 12th Street
Kansas City, MO 64105
Main: 816-421-6800
Fax: 816-855-4418



BROADCAST INFORMATION

Television Partner (English): KSMO-TV (CBS Affiliate)
Talent: Play-by-play – Callum Williams
Analyst – Jake Yadrich
English Radio: Sports Radio 801 WHB AM
Spanish Radio: La Gran D 1340 AM

PR DIRECTORY

Rob Thomson
Executive Vice President, Communications and Digital
O: (913) 387-3405
C: (913) 226-6024
E: rthomson@sportingkc.com

Kurt Austin
Manager, Communications and Digital
O: (913) 951-3554
C: (816) 516-0577
E: kaustin@sportingkc.com

Alice Schroeder
Communications
O: (913) 387-3423
C: (913) 302-1565
E: aschroeder@sportingkc.com

Molly Dreska
Communications
O: 913-387-3428
C: 516-567-4468
E: mdreska@sportingkc.com

Olivia Curran
Social Media
O: 913-387-3886
C: 816-213-2957
E: ocurran@sportingkc.com

PR Email: communications@sportingkc.com

FC Dallas vs. Sporting Kansas City

All-Time Regular-Season Results

FC Dallas record: 19-20-8

Home games: 11-9-3 (44 GF, 25 GA)

Road games: 8-11-5 (33 GF, 43 GA)

Goals Scored in 15-Minute Intervals:

	1-15	16-30	31-45	46-60	61-75	76-90	OT	Total
DAL	9	5	8	9	8	14	0	53
SJ	18	11	16	13	9	11	0	78

Year	Score	Result	Venue
04/18/1996	DAL 3 vs KC 0	W	Cotton Bowl
05/11/1996	DAL 3 at KC 2	W	Arrowhead Stadium
06/29/1996	DAL 0 vs KC 1	L	Cotton Bowl
07/20/1996	DAL 2 at KC 1	W	Arrowhead Stadium
04/18/1997	DAL 1 at KC 2	L	Arrowhead Stadium
06/06/1997	DAL 1 vs KC 1	SOL	Cotton Bowl
07/06/1997	DAL 3 at KC 1	W	Arrowhead Stadium
08/02/1997	DAL 1 vs KC 2	L	Cotton Bowl
04/25/1998	DAL 3 vs KC 1	W	Cotton Bowl
05/20/1998	DAL 1 vs KC 1	SOL	Cotton Bowl
07/11/1998	DAL 0 at KC 2	L	Arrowhead Stadium
09/19/1998	DAL 1 at KC 0	W	Arrowhead Stadium
03/20/1999	DAL 4 vs KC 0	W	Cotton Bowl
06/12/1999	DAL 0 at KC 1	L	Arrowhead Stadium
07/10/1999	DAL 5 vs KC 0	W	Cotton Bowl
09/18/1999	DAL 1 at KC 1	SOW	Arrowhead Stadium
06/17/2000	DAL 4 vs KC 1	W	Cotton Bowl
06/21/2000	DAL 0 at KC 0	T (2OT)	Arrowhead Stadium
07/14/2001	DAL 2 at KC 3	L	Arrowhead Stadium
08/25/2001	DAL 3 vs KC 0	W	Cotton Bowl
04/27/2002	DAL 1 vs KC 1	T (2OT)	Cotton Bowl
06/01/2002	DAL 2 at KC 2	T (2OT)	Arrowhead Stadium
07/06/2002	DAL 1 at KC 1	T (2OT)	Arrowhead Stadium
07/31/2002	DAL 0 vs KC 1	L	Cotton Bowl
05/10/2003	DAL 1 vs KC 3	L	Dragon Stadium
07/12/2003	DAL 1 at KC 5	L	Arrowhead Stadium
08/16/2003	DAL 3 vs KC 2	W	Dragon Stadium
10/18/2003	DAL 0 at KC 1	L	Arrowhead Stadium
04/24/2004	DAL 1 vs KC 0	W	Cotton Bowl
05/22/2004	DAL 0 at KC 2	L	Arrowhead Stadium
07/03/2004	DAL 1 at KC 5	L	Arrowhead Stadium
07/17/2004	DAL 0 vs KC 1	L	Cotton Bowl
05/07/2005	DAL 3 at KC 3	T	Arrowhead Stadium
10/15/2005	DAL 2 vs KC 2	T	FC Dallas Stadium
04/23/2006	DAL 2 vs KC 1	W	FC Dallas Stadium
08/27/2006	DAL 0 at KC 1	L	Arrowhead Stadium
05/12/2007	DAL 2 at KC 1	W	Arrowhead Stadium
10/20/2007	DAL 0 vs KC 2	L	FC Dallas Stadium
07/04/2008	DAL 1 vs KC 1	T	FC Dallas Stadium
08/23/2008	DAL 1 at KC 1	T	CommunityAmerica
08/01/2009	DAL 6 vs KC 0	W	FC Dallas Stadium
09/19/2009	DAL 2 at KC 3	L	CommunityAmerica
07/03/2010	DAL 1 vs KC 0	W	FC Dallas Stadium
09/25/2010	DAL 3 at KC 1	W	CommunityAmerica
06/12/2011	DAL 1 vs KC 4	L	FC Dallas Stadium
08/27/2011	DAL 3 at KC 2	W	Livestrong Sporting Park
03/25/2012	DAL 1 at KC 2	L	Livestrong Sporting Park

All-Time Postseason Results

Year	Score	Result	Venue
09/26/1996	DAL 2 at KC 3	L	Arrowhead Stadium
09/29/1996	DAL 2 vs KC 1	W	Cotton Bowl
10/02/1996	DAL 2 vs KC 2	SOL	Cotton Bowl

All-Time Regular-Season Series Leaders:

	FC Dallas	Sporting KC
Goals	6 Jason Kreis	8 Landon Donovan
Assists	6 Jason Kreis	8 Cerritos/Mulrooney
Shots	72 Jason Kreis	36 Ronald Cerritos
Shots on Goal	31 Jason Kreis	17 Ronald Cerritos
Fouls Committed	44 Jason Kreis	33 John Doyle
Fouls Suffered	39 Oscar Pareja	47 Richard Mulrooney
Wins	6 Mark Dodd	7 Pat Onstad
Losses	6 Matt Jordan	7 Joe Cannon
Shutouts	3 Dodd/Hartman	5 Cannon/Onstad
Saves	59 Mark Dodd	60 Joe Cannon
Goals Allowed	20 Matt Jordan	17 Joe Cannon

All-Time Regular-Season Series Game Highs:

	FC Dallas	Sporting KC
Goals	3 D. Washington (7/18/97)	3 D. De Rosario (9/27/03)
Assists	2 Suarez/Kreis	3 Ronald Cerritos (9/13/98)
Shots	8 J. Cunningham (10/7/09)	7 C. Wondolowski (10/22/11)
Shots on Goal	4 - 4 players tied	4 Cerritos/Wondolowski
FC	7 Farrer/Pareja	5 - 6 players tied
Fouls Suffered	7 L. Lozano (8/22/96)	9 Brian Ching (8/21/04)
Saves	9 - 3 players tied	10 Pat Onstad (5/15/04)
Goals Allowed	5 Jordan/Cassar	4 Tom Liner (6/8/96)

	----- FC Dallas -----				----- Sporting KC -----			
Category	1	2	OT	Tot.	1	2	OT	Tot.
Goals	22	31	0	53	45	33	0	78
Shots	269	317	0	586	263	301	0	564
SOG	111	131	0	242	128	146	0	274
Fouls	334	363	0	697	322	337	0	659
Offsides	77	60	0	137	56	48	0	104
Corners	141	120	0	261	106	138	0	244

Toronto FC

TORONTO FOOTBALL CLUB
BMO Field
170 Princes' Blvd.
Toronto, ON
M6K 3C3
(416) 815-5400
www.torontofc.ca

Toronto FC KIA Training Ground
85 Carl Hall Road
Toronto, ON
M3K 2B9

CHIEF CLUB OFFICIALS

Investor/Operators: Maple Leaf Sports & Entertainment
Toronto FC President and General Manager: Kevin Payne
Senior Director, Business Operations, Toronto FC: Paul Beirne

TEAM INFORMATION

President & General Manager: Kevin Payne
Director, Team & Player Operations: Earl Cochrane
Chief Scout & Manager, Football Partnerships: Pat Onstad
Director, Toronto FC Academy: Thomas Rongen
Head Coach: Ryan Nelsen
Assistant Coach & Director, Player Recruitment: Fran O'Leary
Assistant Coach: Jason Bent
Assistant Coach: Jimmy Brennan
Goalkeeper Coach: Stewart Kerr
Equipment Manager: Malcolm Phillips
Assistant Equipment Manager: Sacha De Almeida
Manager, Team Operations: Corey Wray
Manager, Player Development: Jaime McMillan
Coordinator, Team Operations: Ted Tieu

TEAM MEDICAL INFORMATION

Head Athletic Therapist: Carmelo Lobue
Assistant Athletic Therapist: Shawn Jeffers
Massage Therapist: Marcelo Casal
Strength & Conditioning Coach: Nick Milonas
Team Physician: Dr. Ira Smith

STADIUM INFORMATION

BMO Field
170 Princes' Blvd.
Toronto, ON
M6K 3C3
MLS Capacity: 21,859
Surface: Grass
Field Dimensions: 69 m x 105 m (223ft x 345ft)
Team Colors: Red, Dark Grey, White

TRAINING FACILITY

TORONTO FC KIA TRAINING GROUND
85 Carl Hall Road
Toronto, ON
M3K 2B9

VISITING TEAM HOTEL

Hyatt Regency
370 King Street West
Toronto, ON
M5V 1J9
(416) 343-1234



BROADCAST INFORMATION

Television
TSN
Talent: Play-by-play – Luke Wileman; Analyst – Jason de Vos;
Sideline – TBA
Sportsnet
Talent: TBD

Radio
TSN Radio 1050
Talent: TBD

Sportsnet 590 The FAN
Talent: TBD

PR DIRECTORY

Rajani Kamath
Director, Corporate Communications & Toronto FC Media
Relations
Office: (416) 815-5790
Email: rajani.kamath@mlse.com

Mike Masaro
Coordinator, Media Relations
O: (416) 815-5400 x 5399
C: (416) 716-1311
E: mmasaro@torontofc.ca

SOCIAL MEDIA DIRECTORY

Facebook	TorontoFC
Twitter:	@torontofc
In-Game Twitter hashtag	#TFCLive
Twitter hashtag	#TFC
Flickr	-
YouTube	TorontoFC
Instagram	torontofc
Pinterest	torontofc
Google+	TorontoFC

FC Dallas vs. Toronto FC

All-Time Regular-Season Results

FC Dallas record: 6-1-4

Home games: 4-0-2 (10 GF, 5 GA)

Road games: 2-1-2 (5 GF, 6 GA)

Year	Score	Result	Venue
06/17/2007	DAL 0 at TOR 4	L	BMO Field
09/08/2007	DAL 2 vs TOR 0	W	Pizza Hut Park
08/03/2008	DAL 2 at TOR 0	W	BMO Field
10/11/2008	DAL 2 vs TOR 2	T	Pizza Hut Park
04/11/2009	DAL 1 at TOR 1	T	BMO Field
04/19/2009	DAL 3 vs TOR 2	W	Pizza Hut Park
07/24/2010	DAL 1 at TOR 1	T	BMO Field
09/04/2010	DAL 1 vs TOR 0	W	Pizza Hut Park
05/11/2011	DAL 1 vs TOR 0	W	Pizza Hut Park
07/20/2011	DAL 1 at TOR 0	W	BMO Field
07/04/2012	DAL 1 vs TOR 1	T	FC Dallas Stadium

	----- FC Dallas -----				----- Toronto FC -----			
Category	1	2	OT	Tot.	1	2	OT	Tot.
Goals	6	9	0	15	5	6	0	11
Shots	74	67	0	141	56	59	0	115
SOG	23	34	0	57	33	21	0	54
Fouls	53	69	0	122	75	79	0	154
Offsides	18	26	0	44	21	17	0	38
Corners	30	22	0	52	23	26	0	49

Goals Scored in 15-Minute Intervals:

	1-15	16-30	31-45	46-60	61-75	76-90	OT	Total
DAL	1	1	4	2	0	7	0	15
TOR	0	4	1	1	3	2	0	11

All-Time Regular-Season Series Leaders:

	FC Dallas	Toronto FC
Goals	6 Kenny Cooper	1 - 11 players tied
Assists	3 David Ferreira	3 Carl Robinson
Shots	14 Kenny Cooper	15 Chad Barrett
Shots on Goal	11 Kenny Cooper	8 Chad Barrett
Fouls Committed	8 Jackson/Saragosa	9 Guevara/Robinson
Fouls Suffered	14 David Ferreira	6 Collin Samuel
Wins	3 Kevin Hartman	1 Srdjan Djekanovic
Losses	1 Dario Sala	4 Stefan Frei
Shutouts	3 Kevin Hartman	1 Srdjan Djekanovic
Saves	20 Kevin Hartman	19 Stefan Frei
Goals Allowed	6 Dario Sala	8 Stefan Frei

All-Time Regular-Season Series Game Highs:

	FC Dallas	Sporting KC
Goals	2 - 3 players tied	1 - 11 players tied
Assists	1 - 9 players tied	2 Robinson/Guevara
Shots	5 Brek Shea (7/20/11)	7 Chad Barrett (4/19/09)
Shots on Goal	3 - 5 players tied	4 Chad Barrett (4/19/09)
FC	4 - 5 players tied	4 - 9 players tied
Fouls Suffered	7 David Ferreira (4/19/09)	6 Collin Samuel (9/8/07)
Saves	7 Kevin Hartman (5/11/11)	7 Greg Sutton (twice)
Goals Allowed	4 Dario Sala (6/17/07)	3 Stefan Frei (4/19/09)

Vancouver Whitecaps FC

FRONT OFFICE ADDRESS

550 – 375 Water Street
Vancouver, BC V6B 5C6
Office: 604.669.WAVE (9283)
Email: info@whitecapsfc.com
Fax: 604.684.5173
Website: whitecapsfc.com

CHIEF CLUB OFFICIALS

Owners: Greg Kerfoot, Steve Luczo, Jeff Mallett, & Steve Nash
Executive Chair: John Furlong
President: Bob Lenarduzzi
Chief Operating Officer: Rachel Lewis
Vice-President, Finance & Administration: Don Ford
Director, Professional Teams: Greg Anderson

TEAM INFORMATION

Head Coach: Martin Rennie
Assistant Coach: Paul Ritchie
Assistant Coach: Carl Robinson
Assistant Coach & Scouting Coordinator: Jake DeClute
Goalkeeping Coach: Marius Rovde
Head Sports Science & Medicine: Rick Celebrini
Strength & Conditioning Coach: Mike Young
Head Athletic Trainer: Jake Joachim
Physiotherapist: Graeme Poole
Head Equipment, Logistic & Facilities Manager: Ed Georgica
Assistant Equipment Manager: Andrew Lichtenfels
Manager, Professional Teams: Joe Jesseau
Team Administrator: Steve Bridge

TEAM MEDICAL INFORMATION

Team Physician: Dr. Jim Bovard
Team Physician: Dr. Bob McCormack

STADIUM INFORMATION

BC Place Stadium
777 Pacific Boulevard
Vancouver, BC V6B 4Y8
Media Box numbers: 604.661.7265 & 604.661.7266
MLS Capacity: 21,000
Pitch Surface: Polytan Ligaturf 240 RS+
Pitch Dimensions: 117 x 75 yards
Largest Soccer Attendance: 60,342 (NASL - Vancouver Whitecaps vs. Seattle Sounders, June 20, 1983)
Club Colours: White, Deep Sea Blue, Whitecaps FC Blue, and Silver

TRAINING FACILITY

National Soccer Development Centre
6066 Thunderbird Boulevard
Vancouver, BC V6T1Z1

VISITING TEAM HOTEL

Hyatt Regency Vancouver
655 Burrard Street
Vancouver, BC V6C 2R7
vancouver.hyatt.com

BROADCAST INFORMATION

National Television: TSN
Talent: Play-by-play – Luke Wileman; Analyst – Jason de Vos;
Sideline – Perry Solkowski
Regional Television: Sportsnet
Talent: Play-by-play – Craig MacEwen; Analyst – Paul Dolan
Radio: TEAM 1410
Talent: Play-by-play – Peter Schaad; Analyst – David Norman



PR DIRECTORY

Carly Jokic
Director, Communications & Broadcast
Office: 604.669.9283 ext. 2287
Mobile: 604.753.8915
Email: cjokic@whitecapsfc.com

Nathan Vanstone
Senior Manager, Media Relations & Broadcast
Office: 604.629.2251
Mobile: 778.228.7177
Email: nvanstone@whitecapsfc.com

Jenna Visram
Manager, Communications & Community Relations
Office: 604.669.9283 ext. 2260
Mobile: 604.355.9283
Email: jvisram@whitecapsfc.com

Adam Rootman
Manager, Digital Media
Office: 604.669.9283 ext. 2273
Mobile: 604.805.2971
Email: arootman@whitecapsfc.com

Brandon Timko
Coordinator, Communications
Office: 604.669.9283 ext. 2292
Mobile: 604.355.1245
Email: btimko@whitecapsfc.com

PR Email: communications@whitecapsfc.com

SOCIAL MEDIA DIRECTORY

Facebook	WhitecapsFC
Twitter	@WhitecapsFC
Match Twitter	@WhitecapsMatch
Twitter #	#VWFC
Flickr	Whitecaps
Youtube	VancouverWhitecapsFC
Instagram	WhitecapsFC
Pinterest:	WhitecapsFC
Google+:	+WhitecapsFC
Foursquare:	WhitecapsFC

FC Dallas vs. Vancouver Whitecaps FC

All-Time Regular-Season Results

FC Dallas record: 4-1-0

Home games: 2-0-0 (3 GF, 0 GA)

Road games: 2-1-0 (4 GF, 2 GA)

Year	Score	Result	Venue
04/23/2011	DAL 2 at VAN 1	W	Empire Field
10/15/2011	DAL 2 vs VAN 0	W	Pizza Hut Park
04/21/2012	DAL 0 at VAN 1	L	BC Place Stadium
08/15/2012	DAL 2 at VAN 0	W	BC Place Stadium
09/15/2012	DAL 1 vs VAN 0	W	FC Dallas Stadium

	----- FC Dallas -----				----- Whitecaps FC -----			
Category	1	2	OT	Tot.	1	2	OT	Tot.
Goals	1	6	0	7	2	0	0	2
Shots	30	26	0	56	18	26	0	44
SOG	8	11	0	19	4	6	0	10
Fouls	32	36	0	68	50	53	0	103
Offsides	7	7	0	14	7	7	0	14
Corners	11	8	0	19	7	12	0	19

Goals Scored in 15-Minute Intervals:

	1-15	16-30	31-45	46-60	61-75	76-90	OT	Total
DAL	0	0	1	3	1	2	0	7
VAN	1	1	0	0	0	0	0	2

All-Time Regular-Season Series Leaders:

	FC Dallas	Toronto FC
Goals	1 - 7 players tied	1 Camilo/Rochat
Assists	2 Benitez/Ferreira	1 - 3 players tied
Shots	9 Brek Shea	14 Camilo
Shots on Goal	5 Brek Shea	4 Camilo
Fouls Committed	7 Andrew Jacobson	12 Camilo
Fouls Suffered	11 David Ferreira	11 Camilo
Wins	4 Kevin Hartman	1 Joe Cannon
Losses	1 Chris Seitz	2 Joe Cannon
Shutouts	3 Kevin Hartman	1 Joe Cannon
Saves	7 Kevin Hartman	8 Joe Cannon
Goals Allowed	1 Hartman/Seitz	4 Joe Cannon

All-Time Regular-Season Series Game Highs:

	FC Dallas	Sporting KC
Goals	1 - 7 players tied	1 Rochat/Camilo
Assists	2 David Ferreira (8/15/12)	1 - 3 players tied
Shots	5 Brek Shea (4/21/12)	5 Camilo (4/21/12)
Shots on Goal	3 Brek Shea (4/21/12)	2 Khalfan/Camilo
FC	4 A. Jacobson (8/15/12)	5 - 3 players tied
Fouls Suffered	6 David Ferreira (8/15/12)	6 Barry Robson (8/15/12)
Saves	4 Kevin Hartman (10/15/11)	5 Joe Cannon (4/21/12)
Goals Allowed	1 Hartman/Seitz	2 - 3 players tied



About FC Dallas

FC Dallas became a charter member club of Major League Soccer on June 6, 1995, selected along with Kansas City and Colorado to give the league 10 teams for its initial year. Known originally as the Dallas Burn, the team's original colors (green and red) and logo (fire-breathing horse) were unveiled at a gala in New York City on October 17, 1995. That same day, MLS announced that Mexican-icon Hugo Sanchez was allocated to the team as its first player in team history.

Six months later, Dallas played its first MLS game, defeating the San Jose Clash in front of 27,779 fans at the Cotton Bowl in Dallas on April 14, 1996. In its second year, Dallas claimed its first major championship, winning the 1997 U.S. Open Cup title by defeating D.C. United 5-3 on penalty kicks after a scoreless game.

The team was a league-owned entity from its inception until the fall of 2003, when Lamar Hunt and his family took over the operating rights. Between 1996 and 2012, Dallas compiled a regular season record of 207-201-84 and qualified for the postseason on 12 occasions. In 2006 and once again in 2012, the club recorded its highest point total in franchise history by accumulating 52 points (Dallas earned the top seed in the Western Conference Playoffs for the first time ever in 2006).

The team changed its name to FC Dallas after the conclusion of the 2004 season. As part of the club's rebranding, new uniforms and a new logo were unveiled along with the name change. The logo features the name FC Dallas and the number 96, signifying the year the club played its inaugural game, above a drawing of a bull, signifying the kind of Texas cattle that were driven along North Texas trails throughout the 19th century. The logo features the club's new colors red, white and blue, (all of which can be found in the American flag and the state flag of Texas) with a hint of silver. After playing all of the team's home games at either the Cotton Bowl in Dallas or Dragon Stadium in Southlake, Texas for the first nine-and-a-half seasons of its existence, FC Dallas moved to its new home, FC Dallas Stadium, the third soccer-specific stadium in Major League Soccer, on August 6, 2005.

In 2006, FC Dallas formed exclusive partnerships with Mexican First Division club Tigres de la Universidad Autonoma de Nueva Leon (UANL) and Clube Atletico Paranaense of Brazil's Campeonato Brasileiro Serie A. These partnerships provide FC Dallas with an avenue to develop philosophies, practices, and training methods, as well as the opportunity to exchange players through loans. These partnerships have seen FCD play an annual home-and-away series against each club. FC Dallas won the inaugural Rio Grande Plate against Tigres in 2006, but the Mexican club claimed the plate in 2007 and 2008. Dallas retook the plate in dramatic fashion in 2011, besting Tigres in a penalty kick shootout. Atletico Paranaense won the inaugural USA-Brazil Challenge in 2007, but 2008 saw FCD claim the title.

In January 2008, FC Dallas was recognized as the 2007 Frisco Business of the Year, taking the top honor at the 24th Annual Frisco Chamber of Commerce Banquet Awards. Out of 1,300 businesses that qualified for the honor, 100 were nominated and presented in front of a nomination committee. Only four finalists were selected from the nominees, and the Frisco business leaders selection committee awarded FCD the winner.

2013 Competitions

The main goal for every team throughout the MLS regular season is to put itself in position to win the MLS Cup in November. However, along the way there are several other competitions that FC Dallas will also participate in – both international and domestic. These competitions are played during the regular season, which is why on some occasions, FCD will play against another MLS team but the results won't have an impact on the regular season standings. Below is the list of competitions for 2011.

Supporters' Shield

The Supporters' Shield is given to the team that finishes the regular season with the best record in the league (most points). In the past few years, the winner of the Supporters' Shield has represented the United States in the CONCACAF Champions Cup (now the CONCACAF Champions League), the longest running international club competition in the CONCACAF region and has crowned the champion club of the Confederation since its inception over four decades ago. FC Dallas qualified for the CONCACAF Champions League tournament in 2011 by advancing to MLS Cup in Toronto in 2010.

Lamar Hunt U.S. Open Cup

The U.S. Open Cup, which is recognized as U.S. Soccer's National Championship, is an annual competition open to all amateur and professional soccer teams affiliated with U.S. Soccer. The tournament has crowned a champion for 99 consecutive years dating back to 1914. Within the U.S. Open Cup framework, teams compete in one of the following four categories: professional outdoor Division I (Major League Soccer), Division II (NASL) or Division III (USL PRO); or Amateur Division (USL Premier Development League & U.S. Adult Soccer Association). FCD won the Open Cup in 1997 and has reached the final on two other occasions (2005 vs. LA, 2007 vs. NE).

Brimstone Cup

When FC Dallas and the Chicago Fire play, they play for more than the game at hand. In 2001, the team's fans joined to start the inaugural Brimstone Cup, which is handed to fans of the team that wins the season series. That year, the teams tied the season series with each team going 2-2. The fans decided goal-differential should not decide the winner of the cup, and instead left the winner to be determined by the playoff series or the U.S. Open Cup. The teams met in the 2001 playoffs, which the Fire won, in turn keeping the first-ever Brimstone Cup. After winning the series in 2002 (2-0), the teams tied the series in 2003 - Cup rules stipulate that if a team does not straight out win the series, the current holders retain the Cup. Dallas did not lose for 10 consecutive seasons beginning in 2004. FCD won 2-0 that year. In 2005, the teams split the series but Dallas won the U.S. Open Cup Semifinal matchup to keep the Cup. In 2006, FCD won both games in the series by a 3-2 score. In 2007, FCD defeated Chicago 2-1 at Toyota Park on May 17 and tied 1-1 at FC Dallas Stadium on Sept. 20, thus winning the series by the aggregate score of 3-2 and retaining the Brimstone Cup. FCD again claimed the cup in 2008, winning both games by a combined 5-1 score. The 2009 season saw FC Dallas retain the cup by going 1-1-0 against the Fire and in 2010, FC Dallas won the series 1-0-1 after defeating the Fire, 3-1 at FC Dallas Stadium. 2012 saw Dallas draw the Fire 1-1 in its season-opener, but traveled to Chicago and claimed the cup on the strength of a 2-1 road victory. Dallas fell 2-1 to the Fire in the teams' only meeting during the 2012, which was played in Chicago.

El Capitan – The Cannon

The 2006 and 2007 seasons saw the beginning of what promises to be a competitive rivalry between the two Texas MLS teams – FC Dallas and Houston Dynamo. Prior to the first-ever meeting, the teams agreed to play for something more than points in the standings during the four-game regular season series. The winner of the series would earn the right to keep a 19th century Mountain Howitzer cannon, recognizing the winning side as the best Major League Soccer team in the state of Texas during the year. Through an online poll, the fans of both teams voted to call the cannon "El Capitan."

Houston claimed the cannon during the first year, by winning the series 2-1-1. The teams met four times during regular season play in 2007, with Houston claiming the series 3-0-1. FCD and Houston met three times in 2008 with each game ending in a tie, forcing the second tiebreaker of away goals to decide the winner. FCD had the edge, outscoring Houston 4-2 on the road, which means "El Capitan" was in Dallas' possession for the 2009 season. However, the Dynamo reclaimed "El Capitan" that season. The teams battled twice early in the 2010 season, a draw at FC Dallas Stadium and a 1-0 win for Dallas in Houston's Robertson Stadium on May 5 - the first win for FC Dallas in Robertson Stadium sent the cannon back to Frisco. The Dynamo retook the cannon in the 2011 campaign, drawing Dallas 2-2 in Houston before earning a 1-0 victory in FC Dallas Stadium. Houston retained the cannon in 2012, defeating Dallas, 2-1 in BBVA Compass Stadium.

About FC Dallas Stadium



About FC Dallas Stadium

Opened on August 6, 2005, FC Dallas Stadium is a 145-acre multipurpose sports and entertainment facility located at the intersection of Main Street and Dallas North Tollway in Frisco, Texas, and is the home stadium for FC Dallas.

The combination of a world-class stadium and a sports park make FC Dallas Stadium one of the best and most unique soccer facilities in the world. Included in the facility is the 20,500 state-of-the-art pro soccer stadium which features a built-in stage on the north end and 26 suites that are approximately 500 square feet in size. Located on the west side of the stadium, the suites are immediately above the lower bowl seating area and provide an outstanding view of both the playing field and the concert stage. By adding field seats above a state-of-the-art Terraflor covering, the stadium can accommodate over 27,000 fans for concerts.

The facility has demonstrated to be one of the top venues in the United States for both professional and amateur soccer. The complex, which includes 17 tournament-grade fields used for youth and adult soccer, as well as high school sports and other events, has drawn over 1 million visitors each year since opening.

In addition to FC Dallas action, FC Dallas Stadium is the focal point of youth and adult soccer in North Texas and around the country. North Texas Soccer, the largest joint youth and adult soccer association in the United States, signed a marketing partnership with FC Dallas Stadium which further enhances the brand awareness for both properties throughout the region. Furthermore, the United States Youth Soccer Association is headquartered at the complex. US Youth Soccer is the largest member of the United States Soccer Federation, the governing body for soccer in the United States.

In February 2006, FC Dallas Stadium was recognized by the Dallas Business Journal as the winner of the 2005 Best Community Impact Award, given to a property that was judged to have created the most positive economic and social impact on a community. FC Dallas Stadium was also the Top Winner at the Topping Out 2007 Awards Presentation, recognized for excellence in the fields of development, architecture and construction which have a positive impact on the local community. In November 2006, FC Dallas Stadium was recognized as the first “Green” professional sports stadium in Texas after administering a formal recycling program. The SportsTurf Managers Association named the FC Dallas Stadium field as its 2011 Field of the Year in the professional soccer category on Monday, December 5, 2011. Coordinator of Stadium Grounds Allen Reed and Director of Stadium Grounds Miles Studhalter accepted the award on behalf of FC Dallas.

The \$105 million public-private complex is owned by the City of Frisco in partnership with the Hunt Sports Group (HSG), the Frisco Independent School District, and Collin County.

FC Dallas Stadium fast facts:

- Capacity – 20,500
- 145 acres
- Type of Turf = Tiff 419 Bermuda
- 5,385 total parking spaces
- 24.5 acres of off-site parking
- 115,000 square yards of landscaped turf
- 1,180 total number of trees
- 10,790 linear feet of perimeter fencing
- 46,000 linear feet of irrigation piping
- 950 sprinkler heads
- 2.5 surface acres of detention ponds
- 12,500 linear feet of sidewalks
- 10 concession stands on the concourse featuring a combined 82 points of sale.
- 6,500 square foot River Club features 82 permanent seats, a bar, and full-service restaurant
- The River Club by WinStar World Casino can accommodate up to 1,100 people.
- The soccer park has two concession stands featuring a combined 10 points of sale.
- There are 475 wheelchair and companion seats available
- There are six women’s restrooms and six men’s restrooms in the stadium concourse, as well as six family restrooms.
- There are also restrooms in the River Club, on the Suite Level, and in the Press Box.
- There are two women’s and two men’s restrooms located in the soccer park.
- The specifications for the LED boards at FC Dallas Stadium, for both stadium and soccer park:
 - STADIUM – Northwest and Northeast main displays are 19’-0” x 56’9 3/8” L 23 mm / 99,840 pixels.
 - Approximate weight = 9,315 lbs.
 - Two – South Fascia LEDs (east and west) are 4’ – 0 1/4” H x 60’ – 3 1/2” L 23 mm / 38,400 pixels.
 - Approximate weight = 2,500 lbs. each.
 - East Fascia LED is 9’-7 3/16” x 24’-0” L 23 mm / 40,960 pixels. Approximate weight = 2,700 lbs.
 - West Fascia LED is 400’ – 9 5/8” L x 3’ – 7 3/16” H, 23 mm / 256,512 pixels. Approximate weight = 18,800 lbs
- Two soccer park pavilion displays are 10’ – 7 11/16” x 19’ – 6 1/16” each 34 mm Galaxy / 16,896 each.
- Approximate weight: 1,400 lbs. each.

About FC Dallas Stadium

DIRECTIONS TO FC DALLAS STADIUM

From Downtown Dallas – Head North on the Dallas North Tollway to Main Street in Frisco. Facility is on the northeast corner of Tollway and Main Street.

From DFW Airport – As you take the North Exit out of the airport, proceed to 635 and head East. Take 635 East to the Dallas North Tollway and head north. Proceed on the Dallas North Tollway to Main Street in Frisco. Facility is on the northeast corner of Tollway and Main Street.

FC DALLAS STADIUM ATTENDANCE RECORDS (THROUGH 2012 SEASON)

Date	Match	Outcome	Attendance
Largest Soccer crowd, FC Dallas Regular Season game:			
7/28/12	FC Dallas vs. Los Angeles	1-0 LA	22,565
Largest Soccer crowd, FC Dallas Playoff game:			
10/28/06	FC Dallas vs. Colorado	3-2 COL	15,486
Largest Soccer crowd, FC Dallas Open Cup game:			
10/3/07	FC Dallas vs. New England (Final)	3-2 NE	10,618
Largest Soccer crowd, FC Dallas International game:			
7/19/06	FC Dallas vs. Tigres (MEX)	2-0 FCD	17,176
Largest Soccer crowd, FC Dallas other competition:			
7/31/07	FC Dallas vs. Los Angeles (SuperLiga)	6-5 LA	21,576
Largest Crowd, International:			
3/1/06	Mexico vs. Ghana	1-0 MEX	16,703
Largest Crowd, International Club Teams:			
1/7/06	Necaxa vs. Tigres (InterLiga)	3-2 TIG	22,322
1/7/06	Chivas vs. Cruz Azul (InterLiga)	2-2	22,322
Largest Crowd, College Soccer:			
12/14/08	Maryland vs. North Carolina (NCAA College Cup Final)	1-0 MD	6,594
Largest Crowd, High School Football:			
9/8/06	Frisco vs. Highland Park		5,000
Largest Crowd, Concert:			
10/25/08	Ozzfest		30,000

FC Dallas Stadium's Top 10 FC Dallas Crowds

1. July 28, 2012 - FC Dallas vs. Los Angeles (1-0 L)	22,565
2. May 18, 2008 – FC Dallas vs. Los Angeles (5-1 LA)	22,331
3. May 1, 2011 – FC Dallas vs. Los Angeles (2-1 FCD)	21,867
4. July 4, 2012 - FC Dallas vs. Toronto FC (1-1 Draw)	21,508
5. July 27, 2008 – FC Dallas vs. Los Angeles (4-0 FCD)	21,020
6. March 11, 2012 - FC Dallas vs. New York (2-1 FCD)	20,904
7. Oct. 7, 2006 – FC Dallas vs. Los Angeles (2-1 FCD)	20,500
8. April 22, 2007 – FC Dallas vs. Colorado (3-1 FCD)	20,500
9. Oct. 20, 2007 – FC Dallas vs. Kansas City (2-0 KC)	20,500
10. March 19, 2011 – FC Dallas vs. Chicago (1-1 Draw)	20,145

Media Guidelines

2013 FC Dallas Media Guidelines

Press Credentials

Single-game and full-season credentials can be requested through the FC Dallas Communications Department by e-mail at jminnick@fcdallas.net. Single-game credentials must be requested no later than 24 hours prior to the requested game day. Full-season credentials are granted to media based on the following criteria: commitment to season-long coverage of FC Dallas, need for and use of media access to facilitate reporting and newsgathering, and media outlet's adherence to media policies and procedures. All credential requests must be submitted by an editor or producer on behalf of the reporter or photographer. Generic freelance credentials without a specific publication assignment will not be approved.

Media Will Call

Media Will Call is located at the North Box Office and opens two hours prior to kick off on game days. It is closed in the 15th minute of the game. Parking is free.

Photographers/TV Crews

Television and still photographers holding proper credentials can shoot from the designated areas behind the goals. Photographers can use the press box to file photos.

Media Access on Game Days

In accordance with Major League Soccer policy, both home and visiting locker rooms are open to credentialed media beginning 15 minutes following the conclusion of the game. Both visiting and home head coaches will be available to media in a post-game press conference format located in Locker Room D. After the post game press conference there will be no access to the FC Dallas coach inside the locker rooms, only to players.

Media Access to Training Sessions

FC Dallas trains regularly on the adidas Field at FC Dallas Stadium. Unless otherwise noted, training sessions are open to credentialed media, however media are encouraged to contact the FC Dallas Communications Department to confirm practice times and dates. Players and coaches are available for interviews by request through the communications department following each session (requests must be made prior to the end of the training session).

FC Dallas Distribution List and Press FTP

Media can receive FC Dallas news and information via e-mail by contacting the FC Dallas Communications Department and requesting to be added to the distribution list. B-Roll, sound, highlights and photos are also available via the league Press FTP site. For username and password information, contact the FC Dallas Communications Department.

FC Dallas Communications Department Contact Information

Cesar Velasco: Sr. Director, International Communications
469.365.0198
E-mail: CVelasco@FCDallas.net

Leigh Anne Gullett: Director, Public Relations
Office: 469.365.0054; Cell: 2102.259.7865
E-mail: LGullett@FCDallas.net

Jason Minnick: Manager, Media Relations
Office: 469.365.0068
E-mail: JMinnick@FCDallas.net