



# 2015 MEDIA GUIDE





**Proudly Fueling FC Dallas.**



**ADVOCARE®**  
WE BUILD CHAMPIONS®



**The Official Sports Nutrition Partner  
of Major League Soccer**

For more – go to [advocare.com](http://advocare.com) or [facebook.com/advocare](https://facebook.com/advocare).

## FC DALLAS 2015 REGULAR SEASON SCHEDULE

DATE	OPPONENT	VENUE	TIME (CT)
March 7	San Jose	Toyota Stadium	7:30
March 14	Kansas City	Toyota Stadium	7:30
March 20	Philadelphia	PPL Park	6:00
March 28	Seattle	Toyota Stadium	7:30
April 4	Portland	Providence Park	9:30
April 10	Colorado	Toyota Stadium	6:00
April 18	Toronto	Toyota Stadium	7:30
April 24	Colorado	Dick's Sporting Goods Park	9:00
May 1	Houston	BBVA Compass Stadium	7:00
May 9	L.A.	Toyota Stadium	7:30
May 15	NY Red Bulls	Toyota Stadium	8:00
May 23	Montreal	Stade Saputo	TBD
May 29	Kansas City	Sporting Park	8:00
June 7	San Jose	Avaya Stadium	6:00
June 13	Seattle	CenturyLink Field	TBD
June 19	Colorado	Dick's Sporting Goods Park	8:00
June 26	Houston	Toyota Stadium	8:00
July 4	New England	Toyota Stadium	8:00
July 11	Orlando	Citrus Bowl	6:30
July 18	D.C.	Toyota Stadium	8:00
July 25	Portland	Toyota Stadium	8:00
Aug. 2	Chicago	Toyota Park	6:00
Aug. 15	L.A.	Toyota Stadium	8:00
Aug. 22	Vancouver	BC Place	TBD
Aug. 29	Salt Lake	Toyota Stadium	8:00
Sept. 6	Columbus	Crew Stadium	6:00
Sept. 12	New York City	Toyota Stadium	7:30
Sept. 18	Kansas City	Sporting Park	6:00
Sept. 26	L.A.	StubHub Center	9:30
Oct. 4	Houston	Toyota Stadium	4:00
Oct. 7	Vancouver	BC Place	TBD
Oct. 14	Vancouver	Toyota Stadium	8:00
Oct. 17	Salt Lake	Rio Tinto Stadium	8:30
Oct. 25	San Jose	Toyota Stadium	TBD



STYLING SO  
AGGRESSIVE  
IT COULD DRAW A  
RED CARD.



The 2015 Tundra. Built right here in the heart of Texas with striking looks and a spacious interior loaded with all the latest technology. Visit [toyota.com](http://toyota.com) for a closer look.



Official Vehicle of FC Dallas

\*Assembled in Texas with U.S. and globally sourced parts.



**Let's  
Go  
Places**





# THE TEAM





## Oscar Pareja | HEAD COACH

Pareja was announced as the sixth FC Dallas head coach in franchise history on Jan. 10, 2014 but first joined the Dallas Burn in August 1998. The Colombian star hung up his boots in 2005 after tallying 13 goals and 47 assists (second all-time) in a Dallas kit. He spent the next two seasons as an assistant coach for FC Dallas before joining long-time friend and former Colombian National Team teammate Wilmer Cabrera's staff with the U.S. U-17 Men's National Team.

In 2008, Pareja rejoined FC Dallas as Director of Player Development for the FC Dallas Youth system, a program he quickly established as one of the nation's best. In the 2010-2011 season, Pareja was named the U-18 Academy Coach of the Year before taking the U-18s to a runner-up finish at the national championship. U.S. Soccer rated the FC Dallas Academy best in the nation among more than 70 different clubs in 2011. Also in 2011, Pareja served as an assistant coach for the FC Dallas first team and head coach of the FC Dallas Reserves.

Exactly six years to the day after he scored his last goal as a player for FC Dallas, Pareja was inducted into the Walk of Fame alongside former teammate and friend, Bobby Rhine, who passed away unexpectedly one month before the induction.

The Colorado Rapids named Pareja head coach following the 2011 season and in two seasons, the former Dallas man went 25-30-13, orchestrating a 2013 turnaround that saw the Rapids back into the postseason and had Pareja widely featured among Coach of the Year chatter throughout the season. In his first season as head coach of FC Dallas, in 2014, Pareja won 16 games - the most FC Dallas has won in a single season since 2006. Pareja also led Dallas back into the postseason for the first time since 2011, tied the franchise record for goals scored in a season and recorded the most points in a season in franchise history (54). Pareja went 1-0-2 in 2015 MLS Cup Playoffs.

As a player, Pareja appeared in 385 games for Independiente Medellín and Deportivo Cali before joining MLS in 1998. He then played 183 games in MLS (New England and Dallas). Pareja also earned 11 caps with the Colombian National Team, scoring three goals for his country from 1991 to 1996.



## Marco Ferruzzi | ASSISTANT COACH

Marco Ferruzzi enters his eleventh season as an assistant coach. During his tenure, FC Dallas has compiled a regular season record of 109-98-79. In addition to running training sessions and evaluating players for the first team, Ferruzzi oversees the scouting of college and youth players for the club, including the staff preparations for the annual MLS Player Combine and SuperDraft. He has served as a reserve team, Pre-Academy and premier team coach in the FC Dallas youth club.

Ferruzzi, 44, was selected sixth overall in the 1997 MLS Supplemental Draft by the Tampa Bay Mutiny, where he played in 19 games, registering two assists.

Following his time with Tampa Bay, Ferruzzi played two seasons with the Minnesota Thunder of the A-League, captaining them to the league final in 2003. The former midfielder previously played four seasons with the Richmond Kickers (A-League), serving as the team's captain when the Kickers reached the finals in 2002.

Ferruzzi, who also holds his USSF "A" coaching license, played his collegiate soccer at the University of North Carolina for four seasons. He is married to Zaida and has a daughter, Ysabella and a son, Diego.

## Josema Bazan | ASSISTANT COACH

FC Dallas Academy coach Josema Bazan was promoted to an assistant coaching position with the FC Dallas first team on Feb. 10, 2014. Bazan originally joined FC Dallas as an academy coach for the U-16 and U-18 teams on April 28, 2011, where he worked closely with current FC Dallas head coach Oscar Pareja.

A U.S. Soccer Federation "A" Licensed Coach, Bazan is a certified trainer that holds both a Director of Coaching Diploma, an Argentine Youth National Soccer Diploma and an Argentine Professional License. He has served as an assistant coach for the U-17, U-20 and full Venezuelan National Teams. Bazan coached youth soccer in Dallas for nearly 20 years before initially joining FC Dallas. He formed a youth academy named River Plate SC in Dallas in 1997 before becoming the Director of Coaching for the No. 3 ranked youth club in the U.S., Andromeda SC.

As a player, Bazan played in the U-20 World Cup for Argentina in 1991. He also played professionally in Argentina, Bolivia, Chile and Brazil from 1986 to 1996. Bazan ended his playing career in Dallas with the DFW Tornados of the then United Soccer Leagues' D3 Pro League.



## Drew Keeshan | GOALKEEPER COACH

Drew Keeshan is entering his eighth season as FC Dallas' goalkeeper coach. He also serves as the Director of Goalkeeping for the FC Dallas Academy and played an integral role in the development of 2011 FIFA U-17 World Cup Championship goalkeeper Richard Sanchez and current Mexican U-20 National Team goalkeeper Jesse Gonzalez.

Prior to joining FCD, the Tipperary, Ireland, native spent the 2007 season as an assistant coach at Clemson following a successful season in a similar role at Emory in 2006. Keeshan began his professional career with Waterford United in 1993, and then had stints at Galway United, Kilkenny City and Limerick Football Club, all in the League of Ireland. Keeshan was a part of the Galway team that earned a promotion to the Premier Division at the end of the 1998-1999 season.

Keeshan's college playing career included two years at Lindsey Wilson College from 1996-1998, reaching the NAIA national championship tournament in 1997. After two years at Lindsey Wilson, Keeshan played two years at Life University, again reaching the national championship tournament in 1999. He graduated from Life University with a B.S. degree in Dietetics in 2001, earning Salutatorian honors.

Keeshan holds both a USSF B and USSF Goalkeeper license, and has served as an assistant for the Augusta Fireball of the PDL ('05-'06), head goalkeeping coach for the Georgia ODP ('02-'07), and goalkeeper staff coach for ODP Region III ('04-'07).

## Skylar Richards HEAD ATHLETIC TRAINER

Skylar Richards became the head athletic trainer for FC Dallas on July 11, 2012. Richards joined the club with the help of its strategic partner, Texas Health Ben Hogan Sports Medicine, strengthening the medical team currently serving the club.

Richards' previously served with the Colorado Rapids as the team's assistant athletic trainer and head strength and conditioning coach. Prior to joining the Rapids for the 2012 season, Richards worked with the Columbus Crew from 2007 to 2012 as an assistant athletic trainer and fitness and rehabilitation specialist.

A 2006 graduate of Evansville with a bachelor's degree in athletic training, Richards earned his master's degree in exercise physiology from the University of Akron in 2008. Richards and his wife Lauren welcomed their first child, Grayson, on May 9, 2013.





## Reade Whitney | ASSIST. ATHLETIC TRAINER

Reade Whitney joined FC Dallas full-time in January of 2015 after previously working with the club and Texas Health Ben Hogan Sports Medicine in September of 2013.

Whitney is a Certified Athletic Trainer, who began his education at the University of Tampa in 2004. He served as an intern with the Columbus Crew under FC Dallas' current Head Athletic Trainer, Skyler Richards, during the 2007-08 seasons. After achieving his Bachelor of Science degree, Whitney enrolled at the University of Hawaii at Manoa, where he earned his Master of Science degree in 2011.

Whitney served as the Head Athletic Trainer in the Denver Public School system for 11 months before accepting the same position with Maryknoll School, a private school in Honolulu, Hawaii, in August of 2009. Whitney remained at Maryknoll School until July of 2013. During his time in Honolulu, Whitney was the medical liaison for the Hawaiian islands invitational for the Colorado Rapids in 2012. In addition to his daily responsibilities with FC Dallas, Whitney's graduate research enables him to bring progressive rehab techniques, methodologies and technology to the club.

## Fabian Bazan | STRENGTH & CONDITIONING COACH

Fabian Bazan joined the club in January of 2015. He will oversee conditioning and strength exercises for the club this season.

Bazan earned his degree from Instituto Nacional de Educación Física in Granadero Baigorria, Santa Fe, Argentina in 1994. He served as a strength and conditioning coach with the Venezuelan National Team from 2008 to 2013. Bazan worked as the strength and conditioning coach for Club Tijuana in Liga MX last season.

"Fabian has been in the professional game for a number of years," said FC Dallas head coach Oscar Pareja. "The international experience he brings to FC Dallas will help us get to the next level. We're happy to have him and add his professionalism and experience to the group dynamic."



## Jim Walter, M.D. | TEAM DOCTOR

Dr. James C. Walter specializes in arthroscopy and the treatment of sports-related injuries. He is committed to the highest quality of care for all athletes ranging from youth to professional. A native of Oklahoma, Dr. Walter attended Stanford University. In 1991 he earned a B.S. in Biological Sciences and graduated with Distinction. Dr. Walter received his medical degree from Washington University School in St. Louis. Dr. Walter completed an orthopedic residency at the University of Texas Southwestern Medical School at Dallas. Following his residency, Dr. Walter was awarded a prestigious surgical fellowship in sports medicine at the American Sports Medicine Institute in Birmingham, Ala.

Dr. Walter returned to Dallas and joined Texas Orthopaedic Associates in 2001. In addition to being the Head Physician for FC Dallas, Dr. Walter currently serves as Orthopedic Team Physician for Allen High School, Wakeland High School and Little Elm High School. He serves as an Orthopedic Consultant to Prestonwood Christian Academy and Creekview High School. He is known for his expertise in shoulder and elbow injuries of the throwing athlete as well as arthroscopic and reconstructive surgery of the knee, shoulder and elbow. Dr. Walter is Board Certified by the American Board of Orthopedic Surgery and subspecialty Certified in Orthopedic Sports Medicine. He participates in education as an Assistant Clinical Professor at UT Southwestern Medical Center.



## Marcus Owens | EQUIPMENT MANAGER

Marcus Owens is beginning his eleventh season as equipment manager for FC Dallas. Owens' numerous responsibilities include the ordering and maintaining of game uniforms, practice gear and equipment. He also works closely with the assistant coaches on setting up practice both at home and on the road.

Prior to joining FC Dallas, Owens served four years with other Major League Soccer teams. He was the equipment manager with the MetroStars in 2002 and in 2003. Prior to that, Owens was with the Miami Fusion for 2000 and 2001. He also spent three seasons as equipment manager for the Myrtle Beach SeaDawgs of United Soccer Leagues. Originally from Dover, Delaware, Owens played midfield for Francis Marion University from 1982 to 1984. He and his wife, Sherry, reside in Frisco with son Ajay.



## Luiz Muzzi

DIRECTOR, SOCCER OPERATIONS AND ASSIST. TECH. DIR.

Luiz Muzzi joined FC Dallas as the club's Director of Soccer on Dec. 1, 2012. Muzzi previously served as the Director of Soccer for Traffic Sports in Miami, Fla. from 2003 through 2012. During his time with Traffic Sports, Muzzi served as the General Manager for Miami FC (now the Fort Lauderdale Strikers) of the NASL between 2006 and 2010.


Muzzi holds two Masters Degrees. The first was earned in Computer Science in 1994 from the University of Florida. Muzzi was awarded his second Masters Degree in Sports Management from the University of Massachusetts, Amherst in 2000.

## Gustavo Gomez | TEAM ADMINISTRATOR

Gustavo Gomez joined FC Dallas full-time in January of 2015 after a 14-year career in the Mortgage Banking industry. Before accepting a full-time position with FC Dallas, Gomez served as the Assistant Equipment Manager for the MLS club during the 2014 season.

Born in Colombia and raised in Miami, Gomez is fluent in Spanish and English. He attended Miami Sunset High School before earning his Bachelors degree from Barry University in Sports Management with a minor in Business.

As the Team Administrator with FC Dallas, Gomez is responsible for booking travel, hotels, team meals and transportation while the team is on the road. He also assists players with any off-the-field needs they may have.











MIST  
NO COVER  
FOR CLUB PASSPORT MEMBERS

1,500 HOTEL ROOMS | 27-HOLE CHAMPIONSHIP GOLF COURSE | 96 TABLE GAMES  
46-TABLE POKER ROOM | 500-SEAT BUFFET | OVER 7,400 ELECTRONIC GAMES

**EVERYTHING IS BIGGER AT WINSTAR**



A CHICKASAW COUNTRY DESTINATION

I-35 N • EXIT 1 • OK/TX BORDER | 1.800.622.6317  
WWW.WINSTARWORLDCASINOANDRESORT.COM

FOLLOW US ON



# FC DALLAS ROSTER

No.	Player	Pos.	Ht.	Wt.	Birthdate	How Acquired
1	Dan Kennedy	GK	6-1	200	7-22-82	Dispersal Draft: 11-19-15
3	Moises Hernández	D	6-0	169	3-05-92	Homegrown Signed: 7-30-10
4	Kyle Bekker	M	5-9	165	9-2-90	Trade with Toronto: 1-21-15
7	Blas Pérez	F	6-1	187	3-13-81	Signed: 1-3-12
8	Victor Ulloa	M	6-0	165	3-4-92	Homegrown Signed: 7-30-10
9	David Texeria	F	6-0	179	2-27-91	Signed: 2-21-14
10	Mauro Diaz	M	5-6	149	3-10-91	Signed: 7-17-13
11	Fabian Castillo	F	5-7	155	6-17-92	Signed 3-3-11
12	Ryan Hollingshead	M	6-1	182	4-16-91	'13 Draft: 2nd Round (20th)
13	Tesho Akindele	F	6-1	175	3-31-92	'14 Draft: 1-16-14
14	Atiba Harris	M	6-3	185	1-9-85	'14 Re-Entry Draft: 12-18-14
16	Coy Craft	M	6-1	163	5-23-97	Homegrown signed: 8-1-14
17	Zach Loyd	D	5-9	158	7-18-87	'10 Draft: 1st Rd (5th)
18	Chris Seitz	GK	6-4	236	3-12-87	Trade w/Sea: 12-15-10
21	Michael Barrios	M	5-4	132	4-21-91	Signed: 2-20-15
22	Stephen Keel	D	6-0	191	4-11-83	'12 Re-Entry Draft: Signed 12-14-12
23	Kellyn Acosta	D/M	5-10	149	7-24-95	Homegrown Signed: 7-12-12
24	Matt Hedges	D	6-4	196	4-1-90	'12 Draft: 1st Rd (11th)
25	Walker Zimmerman	D	6-2	190	5-19-93	'13 Draft: 1st Rd (7th)
26	Danny Garcia	M	5-4	144	10-14-93	Homegrown Signed: 6-18-13
27	Je-Vaughn Watson	M	6-1	175	10-22-83	Trade w/ Houston: 2-19-13
29	Alejandro Zendejas	M	5-7	145	2-7-98	Homegrown signed: 10-1-14
31	Michel	D/M	6-1	188	6-9-81	Signed: 2-19-13
33	Otis Earle	D	5-11	171	1-17-92	'15 Draft: 1st Rd (15th)
44	Jesse Gonzalez	GK	6-3	181	5-25-95	Homegrown Signed: 3-21-13





# Kellyn Acosta #23

Position: Defender/Midfielder

Height: 5-10

Weight: 150

Hometown: Plano, Texas

DOB: July 24, 1995

Citizenship: USA

Last Club: FC Dallas Academy

## Acquired

Acosta signed a Homegrown contract with FC Dallas on July 12, 2012.

## Professional

2014: Started the 2014 season as the starting right back for FC Dallas... Helped the team to a 3-0-1 start before suffering a minor injury against Portland on 3/29... Recorded his first career assist in that 2-1 win against Timbers FC at Toyota Stadium... Sat out two matches before returning to the lineup in a 2-1 win against Toronto FC on April 19... Suffered a patella avulsion fracture during training on April 25 and missed the next 21 games (across all competitions)... Returned to the lineup on Aug. 16 and helped Dallas to its biggest road win in franchise history, a 5-0 victory against San Jose... Saw time at right back, left back and center midfield throughout the year... Finished the season with a career high in games played (15)... 2013: Enjoyed a breakthrough year, making his first MLS appearance for FC Dallas just 10 days after his 18th birthday, a 3-0 loss to the Seattle Sounders FC in front of 39,360 fans at CenturyLink Field (the match doubled as fellow Texan Clint Dempsey's announcement of his return to MLS)... Made his professional debut in a friendly match versus Stoke City FC at Toyota Stadium on 7/27... Started nine consecutive MLS matches from 8/11 to 10/5... Surpassed Ruben Luna's record (663) for minutes played by an FC Dallas Homegrown player... Became first FC Dallas Homegrown player to surpass the 1,000 minute mark on 10/26 versus San Jose... Scored one goal for the FC Dallas Reserves in 517 minutes of action. 2012: In MLS Reserve League action, Acosta logged 90 minutes in a 3-2 loss to the Houston Dynamo Reserves on June 16... The young midfielder netted a goal in the 31st minute of that match. Finished the season with 270 minutes played for the FC Dallas Reserves.

## International

2014: Was called in to represent the U.S. U-20 National Team multiple times... Played in two games, logging 180 minutes total... Has six total caps with the U.S. U-20 National Team... 2013: Began the year with the U.S. U-18 National Team during a seven-day camp in Fort Lauderdale, Fla... Called up to the U.S. U-20 National Team for the Toulon Tournament in France 5/28 through 6/8... Saw 207 minute of action in the tournament versus Colombia, Congo DR and Korea Republic... Named to the U.S. U-20 roster for the 2013 FIFA U-20 World Cup on 6/7... Played nine minutes in a 3-1 win against Portugal in a pre-tournament tune-up on 6/14 but did not see time in the three Group Stage matches during the World Cup. 2012: Acosta appeared in the 2012 Lisbon International Tournament under U.S. U-18 head coach Javier Perez. There, Acosta saw 135 minutes of action for the U.S. U-18 squad, which went 0-1-2 against Poland, Slovakia and Portugal.

## Youth

2012: Acosta started 27 of the 28 games he played for the FC Dallas U-16 Development Academy team... He scored nine times for the 12-4-8 side, which advanced to U.S. Soccer's Development Academy Playoffs... Also played up with FC Dallas' U-18 team eight times, logging a total of 907 minutes... The team went 20-3-1 during the 2011-12 season, was 3-0-0 in U.S.S.D.A. Playoffs and claimed U.S. Soccer's 2012 U-18 Development Academy championship.

YEAR	TEAM	GP	GS	MIN	G	A	SHT	SOG	FC	FS	OFF	CK	C	E
2013	FC Dallas	13	11	1004	0	0	6	0	12	10	0	1	2	0
2014	FC Dallas	15	9	843	0	1	7	0	13	8	0	0	2	0
Totals	FC Dallas	28	20	1847	0	1	13	0	25	18	0	1	4	0

## POSTSEASON

YEAR	TEAM	GP	GS	MIN	G	A	SHT	SOG	FC	FS	OFF	CK	C	E
2014	FC Dallas	1	0	14	0	0	0	0	0	1	0	0	0	0

## Regular-Season Game Highs

Goals: 0

Assists: 1, Mar. 29, 2014, DAL vs. POR

Shots on Goal: 0

Shots: 2, 3 times, last: Sept. 20, 2014, DAL at LA

Fouls Committed: 5, Mar. 29, 2014, DAL vs. POR

Fouls Suffered: 3, 2 times, last: Mar. 8, 2014, DAL vs. MTL

# Tesho Akindele #13

Forward

6-1

175

DOB: March 31, 1992

Birth Place: Calgary, Alberta, Canada

Hometown: Thornton, Colorado

Citizenship: USA/Canada

College: Colorado School of Mines

Last Club: FC Dallas Academy



AKINDELE

## Acquired

Akindele was selected with the sixth overall pick in the 2014 MLS SuperDraft.

## Professional

2014: Won the first MLS Rookie of the Year award in FC Dallas history by scoring seven goals and three assists in 26 regular season matches (18 games started)... Scored his first goal in a 2-1 loss in LA on May 21... Picked up his first career assist in a 2-2 draw in Portland on June 11... Scored in back-to-back games (7/4 – 7/19), both wins against Philadelphia and New England... Scored his first career game-winning goal in a 1-0 victory against Chivas USA in LA on Aug. 3... Netted his first career hat-trick in a 5-0 win in San Jose on Aug. 16... Scored his first career playoff goal in a 2-1 win against Vancouver at Toyota Stadium on Oct. 29.

## International:

2015: Called in by U.S. Men's National Team head coach Jurgen Klinsmann for a camp in Carson, Calif., Jan. 12 through Feb. 8... Returned from camp early due to not being Cap-tied to the U.S. (eligible to play for either the U.S. or Canada).

## College

A native of Thornton, Colo., Akindele played four seasons for the Colorado School of Mines where the 6'1" forward became the school's all-time goals leader with 76 goals scored. He ranked second in the nation in goals scored in 2012 with 22 and was named a First Team NSCAA All-American and the 2012 RMAC Offensive Player of the Year for his efforts... Also an NSCAA First Team All-American and the RMAC Freshman of the Year in 2010, Akindele was the first player in the history of his school's conference to score three consecutive hat tricks.

## Personal

Born in Canada to Nigerian parents, soccer was a huge part of his childhood... Started playing at age three... Is pursuing a degree in Electrical Engineering at the Colorado School of Mines... Enjoys staying at home and playing board games like Settlers of Catan and Monopoly... Making the leap from D-2 college soccer to MLS has been his biggest accomplishment... His father and college coach Frank Kohlenstein have been his greatest sources of inspiration... His favorite quote is "Our greatest fear is not that we are inadequate but that we are powerful beyond measure." He has the quote tattooed on his shoulder.

YEAR	TEAM	GP	GS	MIN	G	A	SHT	SOG	FC	FS	OFF	CK	C	E
2014	FC Dallas	26	18	1748	7	3	30	16	18	21	9	0	2	0

## POSTSEASON

YEAR	TEAM	GP	GS	MIN	G	A	SHT	SOG	FC	FS	OFF	CK	C	E
2014	FC Dallas	3	3	270	1	0	3	2	4	1	0	0	0	0

## Regular-Season Game Highs

Goals: 3, Aug. 16, 2014, DAL at SJ

Assists: 1, 3 times, last: Sept. 13, 2014, DAL vs. VAN

Shots on Goal: 3, 2 times, last: Aug. 16, 2014, DAL at SJ

Shots: 4, Aug. 16, 2014, DAL at SJ

Fouls Committed: 4, Aug. 9, 2014, DAL vs. COL

Fouls Suffered: 3, Aug. 30, 2014, DAL at CHI



# Kyle Bekker #4

Midfielder

5-9

165

DOB: Sept. 2, 1990

Birthplace: Oakville, Ontario

Hometown: Oakville, Ontario

Citizenship: Canadian

Last Club: Toronto FC

## Acquired

FC Dallas acquired Bekker in a trade with Toronto FC on Jan. 21, 2015.

## Professional

2014: Played a larger role for Toronto in his second MLS season, making 20 appearances and 13 starts in league play... Canadian Championship: Started both games as Toronto edged Vancouver on penalty kicks in their semifinal series... Appeared in both games, starting the second leg, of the final, which Toronto lost to Montreal 2-1 on aggregate. 2013: Selected by Toronto FC with the third pick of the 2013 MLS SuperDraft on Jan. 17... Made his professional debut by starting on Opening Day, March 2, in 1-0 loss at Vancouver... Made nine MLS appearances on the season, including three starts... Canadian Championship: Started both matches as Toronto were eliminated by Montreal in the semifinals... Reserve League: Made seven appearances for Toronto in MLS Reserve League play, scoring two goals.

## College

Played four years at Boston College 2009-12... Scored 17 goals and added 22 assists, second in school history, in 80 career games... He was twice named all-Atlantic Coast Conference (2011, 2012) and was named to the ACC's all-freshman team in 2009.

## Youth

Prior to joining Boston College, Bekker played his youth soccer with the Oakville Bluestars winning the Ontario Cup championship twice (2004 and 2005) along with the national title in 2004... In 2006, he joined the Mississauga Dixie Dominators and won back-to-back Ontario Cup championships in 2006 and 2007 and added another national title in 2006... Bekker then moved onto the Sigma Elite Training Centre program prior to his collegiate career... In 2008, Bekker earned an invitation to train with AFC Ajax youth academy.

## International

Canada international (13 caps)... After playing for Canadian youth national teams from the age of 15, Bekker was a key player for the U-23 team in CONCACAF Olympic qualifying in March 2012... Made his senior debut on Jan. 26, 2013, starting in a 4-0 loss to Denmark in Tucson, Arizona... Totaled seven appearances for Canada in 2013, six of them starts, including two games at the CONCACAF Gold Cup in July... Made six appearances for Canada in 2014, including playing the second half in a 3-1 win vs. Jamaica on Sept. 9 to break a 16-game winless streak.

## Personal

Born in Ontario to parents from Quebec and British Columbia... Grew up playing soccer, basketball, track, volleyball.

YEAR	TEAM	GP	GS	MIN	G	A	SHT	SOG	FC	FS	OFF	CK	C	E
2013	Toronto FC	9	3	335	0	0	0	11	1	5	2	1	7	0
2014	Toronto FC	20	13	1117	0	0	0	18	4	16	8	0	25	1
Career	Totals	29	16	1452	0	0	0	29	5	21	10	1	32	1

## Regular-Season Game Highs

Goals: 0

Assists: 0

Shots on Goal: 1: Oct. 25, 2014, TOR at NE

Shots: 4: May 17, 2014, TOR vs. NYRB

Fouls Committed: 3, twice, last: June 7, 2014, TOR vs. SJ

Fouls Suffered: 2, twice, last: Aug. 9, 2014, TOR at CLB



# Fabian Castillo

# #11

Forward  
5-8  
150  
DOB: June 17, 1992  
Birthplace: Cali, Colombia  
Hometown: Cali, Colombia  
Citizenship: Colombia  
Last Club: Deportivo Cali (Colombia)

## Acquired

FC Dallas acquired the then 18-year-old Colombian striker from Deportivo Cali on March 7, 2011.



**CASTILLO**

## Professional

2014: Enjoyed a breakout season, scoring career highs in goals (10), minutes played (2282), games started (26), shots (74) and shots on goal (32)... Four of his 10 goals were game-winning goals... Also had one game-winning assist... Took over a match against San Jose on 8/16, finishing with two goals and one assist and helping to setup a hat-trick for teammate Tesho Akindele... The 5-0 win was the largest margin of victory for an FC Dallas team on the road in franchise history. Named to the MLS Team of the Week four times. 2013: Made 33 appearances for FC Dallas, including 26 starts... Tallied two goals and six assists in 2,176 minutes of action... Scored first goal of the season in a 2-1 over the LA Galaxy on May 1... Notched second goal in a 2-0 win versus Philadelphia on May 14, adding an assist as well in that contest. 2012: As a 20-year-old, Castillo scored the second-most (6) goals for FC Dallas during the season, three off the pace set by Blas Perez (9)... In 26 appearances (1892 MP), Castillo added three assists... He averaged a goal every six shots, the best ratio of any FC Dallas attacking player... 2011: Despite joining FC Dallas less than two weeks before the start of the season, Castillo made his MLS debut in Dallas' second match of the season on March 26 against San Jose... He went on to make 21 appearances, logging 1,355 minutes and scoring two goals and three assists... Two of his three assists were game-winners, the first of which came in a 2-0 win against Philadelphia on May 14... Castillo's second game-winning assist came on a goal scored by Marvin Chavez in a 1-0 win over New England on June 4.

## International

A member of the Colombian U-20 National Team, Castillo began his career in the Deportivo Cali youth ranks before making his first team professional debut during the 2010 season. He appeared in 10 games during the 2010 campaign, notching three goals and logging 768 minutes.

## Personal

Castillo's single-greatest supporter throughout his life has been his grandmother, Mery Escobar... He spent the majority of his childhood in her care... She took him to practices and watched him play soccer for countless hours... He still remains in close contact with his grandmother, who remains in Colombia... Mother is Laura Sanchez... Father is Fabio Castillo... Has five siblings, three sisters and two brothers... Enjoys cooking... He would be a college student if he wasn't a professional soccer player... Enjoys watching Champions' League... Favorite book is 100 years of solitude... Favorite movie is Ice Age... Favorite song is Mi Religion by Mana.

YEAR	TEAM	GP	GS	MIN	G	A	SHT	SOG	FC	FS	OFF	CK	C	E
2011	FC Dallas	21	16	1355	2	3	28	8	11	9	23	5	0	0
2012	FC Dallas	26	23	1892	6	3	36	19	20	22	14	8	7	0
2013	FC Dallas	33	26	2176	2	6	45	16	30	21	17	8	7	0
2014	FC Dallas	27	26	2282	10	4	74	32	30	29	31	4	5	0
Totals	FC Dallas	107	91	7705	20	16	183	75	91	81	85	25	19	0

YEAR	TEAM	GP	GS	MIN	G	A	SHT	SOG	FC	FS	OFF	CK	C	E
2011	FC Dallas	1	0	8	0	0	0	0	0	0	0	0	0	0
2014	FC Dallas	3	3	270	0	0	6	1	4	6	0	0	0	0
Totals	FC Dallas	4	3	278	0	0	6	1	4	6	0	0	0	0

## Regular-Season Game Highs

Goals: 2, Aug. 16, 2014, DAL at SJ

Assists: 2, Sept. 7, 2013, DAL vs. VAN

Shots on Goal: 4, 2 times, last: Aug. 16, 2014, DAL at SJ

Shots: 8, Aug. 16, 2014, DAL at SJ

Fouls Committed: 6, Apr. 12, 2014, DAL vs. SEA

Fouls Suffered: 4, 2 times, last: Apr. 26, 2014, DAL at DC



## Coy Craft

# #16

Midfielder

6-1

163

DOB: May 23, 1997

Birthplace: Abingdon, Virginia

Hometown: Glade Springs, Virginia

Citizenship: USA

Last Club: FC Dallas Academy

### Acquired

Signed as FC Dallas' 12th Homegrown player on Aug. 1, 2014.

### Professional

2014: After joining FC Dallas mid-season, Craft trained with the team for a month before cracking the top 18 on Sept. 20... Remained in the top 18 for six of the last seven regular season matches of the season... Made his professional debut when he subbed on for Blas Perez for the final six minutes of a 2-0 loss to Portland at Toyota Stadium on Oct. 25... Logged 119 minutes for the FC Dallas Reserves in the final two matches of the season.

### Youth

2014: Was part of the FC Dallas U18 team that won its fifth-straight U.S. Soccer Development Academy Texas/Frontier Division title... Appeared in 22 matches, starting 13 times for the U18s... Led the team in goals scored with 12.

### International

2014: Helped the U.S. U-18 National Team claim the 2014 International Tournament of Václav Ježek in the Czech Republic on Aug. 23... Competed in the 20th Annual Lisbon International Tournament with the U.S. U-18 National Team.


### Personal

Has always had an interest in Science and Math... If he wasn't a professional soccer player, he would be in medical school... Always wanted to become a doctor because he liked the idea of helping others... Also enjoys golfing, fishing and wakeboarding... Loves country music... Proudest moment yet was signing his first contract with FC Dallas... If he could visit anywhere in the world it would be Greece.

YEAR	TEAM	GP	GS	MIN	G	A	SHT	SOG	FC	FS	OFF	CK	C	E
2014	FC Dallas	1	0	6	0	0	0	0	0	0	0	0	0	0

# Mauro Diaz

#10



DIAZ

Midfielder

5-7

137

DOB: March 10, 1991

Birthplace: Concepción del Uruguay, Argentina

Hometown: Concepción del Uruguay, Argentina

Citizenship: Argentina

Last Club: River Plate (Argentina)

## Acquired

Diaz signed with FC Dallas on July 17, 2013.

## Professional

2014: Named Etihad Airways Player of the Month award for March after scoring two goals and adding an assist in FC Dallas' 3-0-1 start to the season... Picked up two more assists and a goal the next four matches before suffering a knee injury against D.C. United on April 26... Returned on July 4, a 2-1 win against Philadelphia, but was limited to minutes off the bench... Started his first match since April 26 against Vancouver in MLS Cup Playoffs and led Dallas to a 2-1 win in the Wild Card round by setting up Tesho Akindele's goal in the 40th minute. 2012-2013: Joined FC Dallas in July, made his debut on Aug. 3 at Seattle... Scored a goal in his first start for FC Dallas at Portland on Aug. 17... Had a goal and an assist versus Vancouver on Sept. 7... Had his second goal-and-assist game against Columbus on Sept. 29... Totaled three goals and two assists in 423 minutes... Returned to River Plate following a loan to Unión Española, started twice for the 34-time champions of the Argentine first division during the 2013 Torneo Inicial... Appeared in 41 matches while on loan to Unión Española, 26 of which were starts, for a total 2,267 minutes of action... Scored five goals and had seven assists as a 22-year-old. 2008-2011: Made his debut for famed Argentine side River Plate as a 17-year-old on Sept. 21... The attacking midfielder scored three goals in 53 appearances for the Argentine first division team.

## Personal

Began playing soccer at a very early age... Father was his biggest motivator... Father Jorge "Nono" Diaz was also a professional soccer player... Enjoys playing pool with friends and listening to cambia music... Favorite foods are carne asada, empanadas and pizza... If he was not playing pro soccer he would be an athletic trainer for a soccer team... Favorite movie is "Man on fire."

YEAR	TEAM	GP	GS	MIN	G	A	SHT	SOG	FC	FS	OFF	CK	C	E
2013	FC Dallas	10	5	423	3	2	11	6	3	8	1	17	0	0
2014	FC Dallas	17	9	917	3	3	20	6	11	35	1	19	2	0
Totals	FC Dallas	27	14	1340	6	5	31	12	14	43	2	36	2	0

## POSTSEASON

YEAR	TEAM	GP	GS	MIN	G	A	SHT	SOG	FC	FS	OFF	CK	C	E
2014	FC Dallas	2	2	169	0	1	2	0	2	11	0	2	1	0

## Regular-Season Game Highs

Goals: 1, 6 times, last: Apr. 26, 2014, DAL at DC

Assists: 2, Apr. 5, 2014, DAL at HOU

Shots on Goal: 3, Sept. 29, 2013, DAL vs. CLB

Shots: 4, Sept. 29, 2013, DAL vs. CLB

Fouls Committed: 3, Apr. 5, 2014, DAL at HOU

Fouls Suffered: 5, 3 times, last: Apr. 5, 2014, DAL at HOU





# Otis Earle #33

Defender

5-11

171

DOB: Jan. 17, 1992

Birth Place: London, England

Hometown: London, England

Citizenship: England

College: University of Calif. Riverside

## Acquired

Selected in the first round (15th) of the 2015 MLS SuperDraft.

## Professional

This is Earle's first season as a professional.

## College

Played four years at the University of California Riverside from 2011 to 2014... In 58 collegiate matches, the defender scored five goals and had 14 assists... Was named to the 2014 NSCAA All-Far West Region Third Team.

## Personal

Attended Epsom College in Surrey, England... Is the son of former Jamaican World Cup goal scorer Robbie Earle.

# Danny Garcia #26

Midfielder

5-5

140

DOB: Oct. 14, 1993

Birth Place: Dallas, Texas


Hometown: Dallas, Texas

College: UNC

Former Club: FC Dallas Academy

## Acquired

Signed as FC Dallas' 11th Homegrown player on June 18, 2013.



## Professional

2014: Started the season in the top 18 for six of the first eight matches... Made his first professional start in place of Mauro Diaz, who was injured on April 26, on May 4... Started four of the next five matches totaling 282 minutes... Led the FC Dallas Reserves in minutes played (629) and knocked in two assists. 2013: Was not eligible to play for FC Dallas in MLS competition until the start of the 2014 season... Started and played the full 90 minutes versus Antigua in MLS Reserve League action just five days after signing with FC Dallas... Started and played the full 90 minutes in all eight MLS Reserve League matches... Finished the season with the fifth-most minutes (720) of any players on the FC Dallas Reserves... Scored two goals and had two assists.

## International

A starter for the U.S. U-20 National Team in the 2013 U-20 World Cup... Playing with both the U.S. U-18 and U-20 National Teams from 2011-12.

## College

Earned ACC Freshman of the Year honors with the North Carolina Tar Heels in 2012 after tallying four goals and six assists in 23 games.

## Youth

Was the No. 12 rated prospect in the country by College Soccer News and No. 17 by ESPN coming out of W.T. White High School... Scored 15 goals in 29 matches with the FC Dallas Academy in the 2010-11 season... Garcia and teammate Kellyn Acosta helped the U-17/18 Academy to a title in 2012, winning the Academy Finals Week title game against Vancouver Whitecaps FC at BBVA Compass Stadium in Houston.

## Personal

Has an older brother (Eddie) and four younger sisters (Karen, Juliet, Lillia, Zeta)... Would still be in college if he wasn't playing pro soccer... Favorite Disney movie is The Lion King... Listens to R&B and country music... Both parents are of Mexican descent... Ran track in high school... Favorite holiday is Christmas... All-time favorite Christmas present was a bike.

YEAR	TEAM	GP	GS	MIN	G	A	SHT	SOG	FC	FS	OFF	CK	C	E
2014	FC Dallas	4	4	282	0	0	2	2	3	13	1	1	0	0

## Regular-Season Game Highs

Goals: 0

Assists: 0

Shots on Goal: 2, May 4, 2014, DAL vs. NY

Shots: 2, May 4, 2014, DAL vs. NY

Fouls Committed: 2, May 4, 2014, DAL vs. NY

Fouls Suffered: 4, May 10, 2014, DAL at SJ

GARCIA



# Jesse Gonzalez #44

Goalkeeper

6-4

181

DOB: May 25, 1995

Birth Place: Edenton, NC

Hometown: Dallas, Texas

Citizenship: USA/Mexico

Last Club: FC Dallas Academy

## Acquired

FC Dallas signed Gonzalez as its 10th Homegrown player on March 21, 2013.

## Professional

2014: Backed up goalkeepers Chris Seitz and Raul Fernandez seven times, including two of FC Dallas' three MLS Cup Playoff matches... Played 90 minutes for FC Dallas Reserves in a 3-0 loss to the Rochester Rhinos in a USL PRO match on July 11.

## International

2015: Made two saves in a penalty kick shootout, helping Mexico win the CONCACAF Under-20 Championship for the 13th time (vs. Panama 4-2 on PKs after a 1-1 draw) and qualify for the 2015 FIFA Under-20 World Cup by virtue of finishing top in its group.

## Youth

Gonzalez made his first appearance with the FC Dallas Development Academy's U-16 team on Sept. 26, 2010... The FC Dallas Academy has an 18-8-6 record in matches in which Gonzalez has appeared... Between stints with FC Dallas' U-16 and U-18 Development Academy teams, the 6-4 goalkeeper has logged 2,145 minutes, collected five shutouts and allowed just 1.16 goals per 90 minutes played.

## Personal

Nicknamed 'tree'... Enjoys playing FIFA on his days off... Loves dancing to Latin music such as Bachata and Salsa... Proudest moment yet has been signing with FC Dallas at the age of 17 and helping the Mexican Under-20 National Team win the 2015 CONCACAF U-20 Championship this past January... Is motivated by his family, which inspires him to be the best he can be every day... Would one day like to live in Ireland.



# Atiba Harris #14

Midfielder

6-3

185

DOB: Jan. 9, 1985

Birth Place: St. Peters, St. Kitts and Nevis

Hometown: St. Peters, St. Kitts and Nevis

Citizenship: St. Kitts and Nevis

Last Club: San Jose Earthquakes

## Acquired:

FC Dallas re-acquired Atiba Harris in the second stage of the 2014 MLS Re-Entry Draft on Dec. 18, 2014.



HARRIS

## Professional

2014: Was San Jose's second leading scorer with four goals... Had two assists in 24 appearances. 2013: Had five goals and one assist in 29 appearances for Colorado... Two of those goals were game-winners while his lone assist was also a game-winner... 2012: Overcome a long-term knee injury... Made his first MLS appearance in nearly a year when he started in Whitecaps FC's 0-0 draw at Philadelphia Union on Mar. 31... 2011: A knee injury restricted Harris to just five starts for Whitecaps FC... Was still one of five 'Caps players to score two or more goals... Had a goal and two assists in Vancouver's inaugural MLS match... 2010: Played a key role in leading FC Dallas to the MLS Cup final... Started all but one of his 29 regular season appearances... Scored four goals... In the MLS Cup Playoffs, Harris appeared in the first leg of the Western Conference Semifinals on Oct. 30, as FC Dallas won 2-1 at home to RSL... Started the 3-0 victory at MLS Supporters' Shield winners Los Angeles Galaxy in the Western Conference Final on Nov. 14... Started the MLS Cup final versus Eastern Conference champions Colorado Rapids at BMO Field in Toronto, Ontario, on Nov. 21... Whitecaps FC acquired the midfielder in the 2010 MLS Expansion Draft... 2009: Scored twice during his second season with Chivas USA... On July 19, the midfielder was traded to FC Dallas in exchange for midfielder Marcelo Saragosa... Started all 12 of his regular season appearances... First FC Dallas goal came in a remarkable 6-3 victory at Los Angeles Galaxy on Sept. 12... 2008: In Dec. 2007, RSL traded Harris to Chivas USA for a third-round pick in the 2008 MLS SuperDraft... In 28 regular season appearances, Harris scored three goals... In the MLS Cup Playoffs, the midfielder appeared in the first-leg defeat at RSL... 2007: Recorded one assist in 21 appearances... 2006: Became the first player from Saint Kitts and Nevis to sign for MLS when he joined RSL... Scored four goals and added one assist in 22 regular season appearances. 2005: After spells in England and Spain, spent portions of the 2004-05 seasons in the Saint Kitts and Nevis Premier League with St. Peters FC. 2003-04: Following his time in England with Newcastle United, Harris moved to Spanish second division side Cádiz... Loaned to Club Deportivo Linares in the Spanish third division... 2002: Joined Newcastle United as a 17-year-old... Remained with the BPL club before moving to Spain with Cádiz.

## International:

Represented Saint Kitts and Nevis at the U-13, U-15, U-17, U-20, and U-23 Olympic levels ... As a 15-year-old, Harris made his senior international debut for Saint Kitts and Nevis in 2000... With seven goals in 22 appearances for the Caribbean nation, Harris played in the semifinal round of CONCACAF qualifying for the 2006 FIFA World Cup in Germany, as The Sugar Boyz finished bottom of Group Three.

## Personal:

Hailing from Basseterre on the island of St. Kitts, Harris is one of four children to be raised in the capital of Saint Kitts and Nevis... Has a wife named Rachael and a daughter named Laila... Has a cousin in Fiorentina defender Micah Richards... An avid music listener, the midfielder's favorite music genres are hip hop, reggae, and rhythm & blues. Is a fan of English Premier League giants Chelsea FC.

YEAR	TEAM	GP	GS	MIN	G	A	SHT	SOG	FC	FS	OFF	CK	C	E
2006	RSL	22	12	1146	4	1	9	24	15	47	36	24	0	8
2007	RSL	21	13	1259	0	1	1	8	4	45	22	8	0	5
2008	Chivas USA	28	23	2014	3	5	11	42	15	73	50	10	0	8
2009	Chivas USA	14	13	1075	2	2	6	18	9	39	16	7	0	4
2009	FC Dallas	12	12	1064	2	5	9	20	10	16	11	5	0	4
2009	Season	26	25	2139	4	7	15	38	19	55	27	12	0	8
2010	FC Dallas	29	28	2473	4	2	10	53	21	51	30	18	0	8
2011	Whitecaps	5	5	444	2	3	7	12	8	13	12	7	0	2
2012	Whitecaps	7	3	253	0	0	0	1	0	12	6	3	0	1
2013	Rapids	29	24	2012	5	1	11	51	16	52	43	12	0	2
2014	Earthquakes	24	19	1585	4	2	10	31	15	46	34	5	0	4
Career	Totals	191	152	13325	26	22	74	260	113	394	260	99	0	46

## Regular-Season Game Highs

Goals: 2, twice, last: June 1, 2013, COL vs. DAL

Assists: 2, 3 times, last: March 19, 2011, VAN vs. TOR

Shots on Goal: 3, 5 times, last: June 1, 2013, COL vs. DAL

Shots: 6, 5 times, last: June 1, 2013, COL vs. DAL

Fouls Committed: 7, once: Sept. 25, DAL at SKC

Fouls Suffered: 8, once: June 28, 2008, CHV vs. NYRB



# Matt Hedges #24

Defender

6-4

185

DOB: April 1, 1990

Birth Place: Rochester, New York

Hometown: Carmel, Indiana

Citizenship: United States

College: North Carolina

## Acquired

Hedges was selected in the first round (11th overall) of the 2012 MLS SuperDraft.

## Professional

2014: Since making his professional debut on 4/5/12, Hedges has appeared in 93 of FC Dallas' 97 regular season matches... Was named to the MLS Team of the Week a team-high five times... Was named team captain by head coach Oscar Pareja... Matched career highs in games started (32) and goals (3)... His first career assist was a game-winning assist in a 2-1 win against Toronto FC on 4/19... Hedges also scored in the 37th minute of that match to earn his first three-point game. 2013: Logged career highs in games played (33), games started (32) and minutes played (2793)... Also led FC Dallas in all three categories... Scored three goals... vs. Vancouver on April 27... vs. LA on Aug. 11 and vs. Seattle on Oct. 19. 2012: Named Soccer by Ives' Rookie of the Week following Dallas' 2-1 win over Vancouver on Sept. 15... Hedges (1,932) overtook Zach Loyd (1,769 in 2010) for the most minutes played by a Dallas rookie in the 18th minute of Dallas' 1-1 draw with Chivas USA on Oct. 7... He finished the season with 2,022 minutes played and three goals.

## College

Hedges started 85 matches during his college career. He began his college soccer experience at Butler University, where he played three seasons, scoring 12 goals and compiling 72 shots as a defender. Hedges played his senior season at the University of North Carolina. He scored six goals and had one assist, while starting all 20 games as a member of a stout Tarheel defense, which won the 2011 NCAA Championship.

## Personal

Matthew James Hedges is the son of Jim and Donna Hedges Born April 1, 1990 in Rochester, N.Y. His sister played soccer at Wisconsin... His mother played basketball at Morehead State and his father played golf at Morehead State Hedges majored in economics at Carolina... Hobbies include playing FIFA on PlayStation 3 and watching soccer... Favorite soccer memory was when he was selected by FCD in the 2012 MLS SuperDraft.

YEAR	TEAM	GP	GS	MIN	G	A	SHT	SOG	FC	FS	OFF	CK	C	E
2012	FC Dallas	28	23	2022	3	0	12	5	20	22	1	0	1	0
2013	FC Dallas	33	32	2793	3	0	13	4	19	16	1	0	1	0
2014	FC Dallas	32	32	2790	3	1	19	6	29	17	2	0	4	0
Totals	FC Dallas	93	87	7605	9	1	44	15	68	55	4	0	6	0

## POSTSEASON

YEAR	TEAM	GP	GS	MIN	G	A	SHT	SOG	FC	FS	OFF	CK	C	E
2014	FC Dallas	3	3	270	0	0	0	0	6	5	0	0	0	0

## Regular-Season Game Highs

Goals: 1, 9 times, last: Aug. 9, 2014, DAL vs. COL

Assists: 1, Apr. 19, 2014, DAL vs. TOR

Shots on Goal: 1, 15 times, last: Oct. 4, 2014, DAL at VAN


Shots: 3, 2 times, last: May 10, 2014, DAL at SJ

Fouls Committed: 6, Sept. 13, 2014, DAL vs. VAN

Fouls Suffered: 3, 3 times, last: Aug. 30, 2014, DAL at CHI

# Moises Hernandez

# #3



**HERNANDEZ**

Defender

6-0

154

DOB: March 5, 1992

Birth Place: Dallas, Texas

Hometown: Dallas, Texas

Citizenship: United States/Guatemalan

Last Club: FC Dallas Academy

## Professional

2014: Returned from loan and started the first match of the season at center back alongside team captain Matt Hedges... Transitioned back to his standard position at left back and broke into the starting lineup again in a 0-0 draw with RSL on May 24... Started 10 of the next 12 matches, helping FC Dallas compile a mid-season record of 7-1-4 across all competitions... Appeared in nine of the final 11 matches of the season including both matches in the Western Conference Semifinals versus Seattle. 2013: Was loaned to Deportivo Saprissa of the Costa Rican First Division in January... Made 17 appearances for a total of 1,424 minutes, including 16 starts during the Clausura... Made another two starts (3 appearances, 133 minutes). 2012: Made his Lamar Hunt U.S. Open Cup debut on 5/29, playing 66 minutes after coming on for Zach Loyd at right back... Played every minute during the first six matches for FC Dallas Reserves (540 minutes) and had one assist before being loaned to Guatemalan first division side Comunicaciones on 6/20... Played in four matches for Comunicaciones. 2011: Hernandez logged the second-most minutes of any FC Dallas player in the MLS Reserve League (807)... He saw time in nine of 10 Reserve League matches this season, helping the team to a record of 6-4-0. 2010: Hernandez was not eligible to play in MLS matches during the 2010 season... He made his professional debut against 2010 UEFA Champions League winner, Inter Milan on 8/5 at Toyota Stadium... Played five minutes in the 2-2 draw.

## International

Hernandez was a member of the U.S. U-20 National Team... Most recently selected by coach Thomas Rongen for the U-20 Men's National Team Camp in Ft. Lauderdale, Fla., from Jan. 2 to Jan. 13, 2011.

## Youth

The defender played alongside fellow Homegrown players Ruben Luna, Bryan Leyva, Victor Ulloa, Jonathan Top and Richard Sanchez on the U-18 FC Dallas Academy, who competed in U.S. Soccer's Development Academy. Hernandez started a team-high 30 matches. He was named to the U.S. U18 Development Academy Starting XI this season.

## Personal

Moises' father Javier is from Guatemala... His mother Maria is from Edinburg, Texas... He has two older sisters and one older brother... He is the youngest of four... Hernandez has a son Moises Javier Hernandez, who was born on July 28, 2011 in Dallas. Has two "ugly" dogs... Hobbies include playing FIFA and flying his remote control helicopter... His favorite club teams are FC Dallas and Municipal of Guatemala... His favorite player is Maicon of Brazil... His favorite vacation destination is South Padre Island... His nickname is Mo... Favorite movie is Next Friday. He graduated from Seagoville High School in 2010.

YEAR	TEAM	GP	GS	MIN	G	A	SHT	SOG	FC	FS	OFF	CK	C	E
2014	FC Dallas	17	13	1116	0	0	7	2	30	8	0	3	2	2

## POSTSEASON

YEAR	TEAM	GP	GS	MIN	G	A	SHT	SOG	FC	FS	OFF	CK	C	E
2014	FC Dallas	2	2	175	0	0	0	0	3	1	0	0	1	0

## Regular-Season Game Highs

Goals: 0

Assists: 0

Shots on Goal: 1, 2 times, last: July 19, 2014, DAL vs. NE

Shots: 3, Oct. 4, 2014, DAL at VAN

Fouls Committed: 4, Mar. 8, 2014, DAL vs. MTL

Fouls Suffered: 2, May 31, 2014, DAL vs. SJ



# Ryan #12 Hollingshead

# 12

Midfielder

6-1

180

DOB: April 16, 1991

Birth Place: Granite Bay, Calif.

Hometown: Granite Bay, Calif.

Citizenship: United States

College: UCLA

## Acquired

Dallas selected Hollingshead with the 20th (2nd round) overall pick in the 2013 MLS SuperDraft.

## Professional

2014: In his first season, Hollingshead appeared in 11 MLS matches after making his professional debut in a 2-1 loss in San Jose on May 31... Remained in the top 18 for 24 of the next 27 matches, including all three FC Dallas playoff games, after making his pro debut... Played a season-high 69 minutes in a 5-0 win in San Jose on Aug. 16, 2013: Despite being drafted by Dallas in the second round of the MLS SuperDraft, Hollingshead decided to fulfill a promise to his brother Scott, helping to build a church in Sacramento called Harvest Bible Chapel instead of joining MLS.

## College

2012: NSCAA Second-Team All-America selection... Pac-12 Player of the Year and first-team All-Pac-12 selection... First-team NSCAA All-Far West Region selection... Team captain... Earned first-team Pac-12 All-Academic honors and third-team Capital One Academic All-America honors... Named to the first-team Capital One Academic All-District team and was the Pac-12 Men's Soccer Scholar Athlete of the Year... Senior CLASS Award finalist... College Soccer News Second-Team All-American... Named to Top Drawer Soccer's National Team of the Season, earning second-team honors... Finished second in the Pac-12 with eight assists and led the team with 22 points (7G, 8A). 2011: Earned second-team All-Pac-12 honors... First-team CoSIDA Academic All-District and second-team Pac-12 All-Academic... Finished third on the team with 13 points (3G, 7A) ... Named to the NCAA All-Tournament Team. 2010: One of four players to start and play in all 22 games... Tied for third on the team with five assists... 2009: Played in all 20 games and made 12 starts.

## High School/Club

Four-year letterman in soccer and tennis at Granite Bay HS ... Led his team to two Sac-Joaquin Section DII Championships in three years, including the 2008 championship, when he had three assists in the title game ... Totaled 54 points on 18 goals and a school-record 18 assists in 2008 ... Earned first-team All-Sierra Foothill League and Press-Tribune All-City honors ... Team captain and Offensive MVP ... Played club soccer for Placer United Prestige and Cal Rush Nike ... Team's leading scorer the last four years.

## Personal

Lists his biggest athletic thrill as breaking his high school single-season assist record after recording three assists in his team's Section Final win ... Admires quarterback Tim Tebow ... Hobbies include tennis and basketball ... Mother: Sue Hollingshead ... Has two older brothers, Scott and Kyle, and a younger brother, Kevin ... Older brother Scott was a member of the UCLA team from 2006-2007 ... Full name is Ryan Michael Hollingshead ... Born April 16, 1991 in Sacramento, CA ... Psychology major.

YEAR	TEAM	GP	GS	MIN	G	A	SHT	SOG	FC	FS	OFF	CK	C	E
2014	FC Dallas	11	4	289	0	0	6	1	3	3	1	0	0	0

## POSTSEASON

YEAR	TEAM	GP	GS	MIN	G	A	SHT	SOG	FC	FS	OFF	CK	C	E
2014	FC Dallas	1	0	1	0	0	0	0	0	1	0	0	0	0

## Regular-Season Game Highs

Goals: 0

Assists: 0

Shots on Goal: 1, Aug. 30, 2014, DAL at CHI

Shots: 3, Aug. 30, 2014, DAL at CHI

Fouls Committed: 1, 3 times, last: Oct. 18, 2014, DAL at COL

Fouls Suffered: 1, 3 times, last: Oct. 4, 2014, DAL at VAN





Official Wireless Partner of FC Dallas

# UNLIMITED CALLING TO MEXICO.



Now included on plans starting at \$50/mo,  
all in.

Map does not represent coverage.  
Coverage not available everywhere.

**cricket**<sup>™</sup>  
wireless

Voice calls from US to Mexico only. Usage and other restrictions apply.  
For full details, visit [www.cricketwireless.com/unlimited-mexico-plans](http://www.cricketwireless.com/unlimited-mexico-plans)



# Stephen Keel #22

Defender

6-0

185

DOB: April 11, 1983

Birth Place: Littleton, Colo.

Hometown:

Citizenship: USA

College: Wake Forest

Last Club: Red Bull New York

## Acquired

Selected by FC Dallas in the 2012 MLS Re-entry Draft and signed on Dec. 14, 2012.

## Professional

2014: Made his season debut in Dallas' second match of the season, a 1-1 draw in Kansas City on March 15... Made seven consecutive starts through April 26, helping Dallas compile a 4-2-1 record while outscoring opponents 16-11... Returned to the lineup on May 17 and appeared in 16 of the next 19 matches across all competitions before tearing his plantar fascia in the U.S. Open Cup Semifinal... Despite the injury, Keel played the remainder of the match and two overtime sessions, helping Dallas force penalty kicks (Dallas had used all three of its substitutions prior to Keel's injury)... The center back had surgery to repair the injury and missed the remainder of the season. 2013: Keel scored his first MLS goal in the 90th minute of a 2-1 loss to San Jose on 10/26... His first start of the year came on 7/4 in a 0-0 draw against Chivas USA at Toyota Stadium... Finished the season with five starts and eight appearances for a total of 497 minutes played... Logged 652 minutes with the FC Dallas Reserves (sixth most in 2013). 2012: Started six times out of nine appearances with Red Bull New York... Logged a total of 501 minutes. 2011: Set career highs in games played (16), starts (13) and assists (2). Made Red Bull New York debut on 3/26 at Columbus, starting and playing all 90 minutes of 0-0 draw. Registered first career MLS assist on Thierry Henry's game-winning goal on 6/10 in 2-1 victory over New England. Started, played 90 minutes and assisted on Luke Rodgers' game-winning goal on 9/17 at FC Dallas. 2009-10: Appeared in 53 games for USL First Division side Portland Timbers, scoring one goal. 2005-09: Was a member of the Colorado Rapids, appearing in six MLS matches... Played in 36 reserve games for the Rapids, helping lead the team to back-to-back MLS Reserve Division titles in 2006 and 2007... In 2007, was named MLS Magazine's Reserve Player of the Year... During the 2006 season, he was loaned out to then USL side Seattle Sounders, where he played in 10 games and scored one goal.

## Collegiate/Club:

Played four seasons at Wake Forest University, competing in 63 games while scoring 13 goals and nine assists. While in college, he also played on the club level for USL Premier Development League side Bradenton Academics.

YEAR	TEAM	GP	GS	MIN	G	A	SHT	SOG	FC	FS	OFF	CK	C	E
2007	Colorado	4	1	177	0	0	0	0	2	1	0	0	1	0
2008	Colorado	6	6	540	0	0	2	0	3	2	0	0	0	0
2011	New York	16	13	1226	0	2	3	0	14	6	0	0	3	0
2012	New York	9	6	501	0	0	0	0	3	2	1	0	1	0
2013	FC Dallas	8	5	497	1	0	3	1	3	5	1	0	1	0
2014	FC Dallas	16	14	1307	0	1	1	0	13	7	2	0	2	0
Totals	--	59	45	4248	1	3	9	1	38	23	4	0	8	0

## POSTSEASON

YEAR	TEAM	GP	GS	MIN	G	A	SHT	SOG	FC	FS	OFF	CK	C	E
2011	New York	3	3	270	0	0	1	1	1	1	0	0	0	0

## Regular-Season Game Highs

Goals: 1, Oct. 26, 2013, DAL at SJ

Assists: 1, 3 times, last: Apr. 19, 2014, DAL vs. TOR

Shots on Goal: 1, Oct. 26, 2013, DAL at SJ

Shots: 1, 9 times, last: May 17, 2014, DAL vs. CHV

Fouls Committed: 5, June 10, 2011, NY vs. NE

Fouls Suffered: 2, Mar. 22, 2014, DAL vs. CHV

# Dan Kennedy

#1

Goalkeeper

6-1

200

DOB: July 22, 1982

Birth Place: Fullerton, Calif.

Hometown: Fullerton, Calif.

Citizenship: USA

College: University of California Santa Barbara

Last Club: Chivas USA

## Acquired

FC Dallas drafted Dan Kennedy in the Chivas USA

Dispersal Draft on Nov. 19, 2014.



KENNEDY

## Professional

2014: Ranks 17th all-time in MLS history with 451 career saves... Has appeared in 144 MLS matches and played nearly 13,000 minutes... In his seventh season with Chivas USA, Kennedy logged career highs in games played (33), games started (33), minutes played (2,957) and wins (9)... Finished the season with 93 saves (10th most in MLS) and six shutouts. 2013: Started 31-straight matches... Finished second in MLS with 104 saves... Notched his first professional goal, a penalty kick in a 2-1 win in the Quarterfinal Round of the U.S. Open Cup over the LA Blues... 2012: Made 32 starts and recorded seven shutouts while finishing second for the league lead with 109 saves... Earned his first MLS All-Star selection... Was named Chivas USA MVP... 2009: Missed the entire 2009 season due to a knee injury. 2008 - 2005: Was selected by Chivas USA in the fourth round of the MLS Supplemental Draft prior to Chivas USA's inaugural season in 2005... Joined the Puerto Rico Islanders of the USL First Division for the 2005 and 2006 seasons... Was named Rookie of the Year... Joined Chivas USA from Chile's Municipal Iquique, where he spent the 2007 season and led the Chilean Second Division in lowest goals against average.

## College

Started 84 games for UCSB... Led the Gauchos to three postseason appearances (2002-2004) and to the 2004 NCAA final.

## Personal


A native of Yorba Linda, Calif... Played at El Dorado High School before attending UCSB.

Year	Team	GP	GS	MIN	SHT	SVS	GA	GAA	PG	PA	C	E	W-L-T	SO
2005	MetroStars	0	0	0	0	0	0	0.00	0	0	0	0	0-0-0	0
2008	Chivas USA	9	8	699	33	23	8	1.03	1	2	1	1	4-3-0	3
2009	Chivas USA	0	0	0	0	0	0	0.00	0	0	0	0	0-0-0	0
2010	Chivas USA	7	6	594	31	22	8	1.21	0	0	1	0	2-4-1	0
2011	Chivas USA	32	32	2880	142	100	39	1.22	2	4	2	0	8-12-12	9
2012	Chivas USA	32	32	2880	167	109	54	1.69	2	2	2	0	7-17-8	7
2013	Chivas USA	31	31	2754	166	104	54	1.76	3	4	2	1	6-17-8	3
2014	Chivas USA	33	33	2957	155	93	57	1.73	3	4	1	1	9-18-6	6
Career	Totals	144	142	12764	694	451	220	1.55	11	16	9	3	36-71-35	28

## Regular-Season Game Highs

Goals Allowed: 6: Aug. 25, 2012, CHV vs. SEA

Saves: 8, 2 times, last: Aug. 12, 2012, CHV vs. LA



# Zach Loyd #17

Defender

5-10

168

DOB: July 18, 1987

Birth Place: Tulsa, Oklahoma

Hometown: Tulsa, Oklahoma

Citizenship: United States

College: North Carolina

Last Club: Carolina Dynamo (PDL)

## Acquired

Loyd was drafted in the first round (fifth overall) in the 2010 MLS SuperDraft.

## Professional

2014: Made 29 appearances, 28 of which were starts, and finished the season ranked third (2,414) in minutes played behind only Je-Vaughn Watson and Matt Hedges... Ranks eighth all-time in minutes played for FC Dallas (11,427)... Scored one goal, an unassisted strike in stoppage-time of the first half of a 2-1 win against Colorado at Toyota Stadium on June 7... Finished the season on a 30-game streak of games started for Dallas (in MLS competitions, including MLS Cup Playoffs). 2013: Appeared in more than 24 matches for the fourth consecutive season... Logged more than 2000 minutes for the third straight season... Became the 16th player in franchise history to surpass 100 starts on Aug. 11 against the LA Galaxy... Started 22 of 23 matches for Dallas before suffering an injury in that match. 2012: Loyd logged career highs in games played (32), games started (31), minutes played (2696) and goals scored (2)... He also had three assists, two of which were game-winning assists... Loyd scored FC Dallas' first goal of the season when he slotted home a pass from Blas Perez in the 11th minute of MLS's debut match on NBC Sports, played against the New York Red Bulls at FC Dallas Stadium on March 11. 2011: Loyd ranked sixth in minutes played (3215) across all competitions for FC Dallas... He scored one goal and four assists in league play... His lone goal, the first of his career, was a game-winner in an eventual 4-0 win against Portland on June 25... Two of his four assists were game-winners (2-1 win against Chicago on Oct. 12 & 2-1 win against LA on May 1). 2010: Loyd made his professional debut in FC Dallas' second match of the season, playing a full 90 minutes in a 2-2 draw with the Columbus Crew on April 10 at Toyota Stadium... He finished the season in the top 10 for minutes played (1,769) among FC Dallas players... Loyd ranked third in minutes played for players taken in the 2010 MLS SuperDraft ... Started 19 games and saw action in 24.

## International

2010: Following Dallas' run to MLS Cup in 2010, Alexander, Shea, Loyd and Ihemelu made FC Dallas one of the most-represented MLS teams at the January U.S. National Team camp. Loyd earned his first cap by starting and playing 73 minutes against Chile on Jan. 22 before coming off for former FC Dallas defender Anthony Wallace.

## College

Loyd scored seven goals and recorded 10 assists in his four years at North Carolina.

## Personal

Zachary Robert Loyd is the son of Alan and Kathleen Loyd...Born July 18, 1987, in Tulsa, Okla....Has three brothers...Majored in exercise and sport science at North Carolina and plans a career as a teacher and coach after soccer... Two brothers play soccer at Benedictine College... Son is named Gabriel Drew Loyd.

YEAR	TEAM	GP	GS	MIN	G	A	SHT	SOG	FC	FS	OFF	CK	C	E
2010	FC Dallas	24	19	1769	0	0	1	0	19	11	0	0	2	0
2011	FC Dallas	30	28	2416	1	4	8	1	37	44	2	0	4	0
2012	FC Dallas	32	31	2696	2	3	15	3	36	31	0	0	4	2
2013	FC Dallas	25	24	2132	0	0	5	2	25	24	2	1	1	0
2014	FC Dallas	29	28	2414	1	0	5	2	20	25	1	0	2	1
Totals	FC Dallas	140	130	11427	4	7	34	8	137	135	5	1	13	3

## POSTSEASON

YEAR	TEAM	GP	GS	MIN	G	A	SHT	SOG	FC	FS	OFF	CK	C	E
2010	FC Dallas	4	1	221	0	0	0	0	4	2	0	0	2	0
2011	FC Dallas	1	1	90	0	0	0	0	1	2	0	0	0	0
2014	FC Dallas	3	3	270	0	0	0	0	0	4	0	0	0	0
Totals	FC Dallas	8	5	581	0	0	0	0	5	8	0	0	2	0

## Regular-Season Game Highs

Goals: 1, 4 times, last: June 7, 2014, DAL vs. COL

Assists: 1, 7 times, last: Aug. 15, 2012, DAL at VAN

Shots on Goal: 1, 8 times, last: June 7, 2014, DAL vs. COL

Shots: 2, 4 times, last: July 27, 2014, DAL at VAN

Fouls Committed: 5, May 12, 2012, DAL at CLB

Fouls Suffered: 5, May 28, 2011, DAL at HOU



# Michel #31

Defender/Midfielder

6-1

175

DOB: June 9, 1981

Birth Place: Victoria, Brazil

Hometown: Victoria, Brazil

Citizenship: Brazil

Last Club: Aris FC

## Acquired

Michel signed with FC Dallas on Feb. 19, 2013



MICHEL

## Professional

2014: Established himself as become one of the premier free kick specialists in the league, knocking in eight goals and five assists in 20 starts... Played a role in 25 of Dallas' 55 goals... Converted all five penalty kicks he attempted, including two post-season goals. 2013: Appeared in 31 games for FC Dallas, starting 26 matches... Tallied three goals and eight assists... Scored a goal directly off a corner kick at Seattle on May 18... Became known for excellent service on set pieces, leading 13 set-piece goals for FC Dallas during the 2013 regular season and three more goals in the U.S. Open Cup.

## Prior to Joining FC Dallas

Appeared 52 times and assisted on four goals in two seasons with Aris FC of the Greek first division. 2010: Played in 11 matches for Vila Nova (Brazil). 2009: Spent six months with Náutico (Brazil), appearing in 28 matches and scoring one goal. 2009 -06: Returned to South America in the summer of 2006, signing a three-year contract with Brazilian side Clube Atlético Paranaense. He played 58 games and scored six goals. 2006-04: Transferred to Belgian side Standard Liège, where he made 30 appearances and netted two goals. 2004-98: Began his professional career in 1998 with Brazilian first division side Atletico Mineiro. From 1998 to 2004, Michel made 83 appearances and scored nine goals.

## Personal

Born in Victoria, Brazil... Recently rescued a dog that now lives with him in Frisco... Started his career with Brazilian side Clube Atlético Mineiro before moving to Belgium to play with Standard Liège... Returned to Brazil for a three-year stint with Atlético Paranaense... Spent an additional two years in Greece, playing for Aris before joining FC Dallas.

YEAR	TEAM	GP	GS	MIN	G	A	SHT	SOG	FC	FS	OFF	CK	C	E
2013	FC Dallas	31	26	2284	3	8	29	10	30	26	1	79	3	0
2014	FC Dallas	25	20	1787	8	5	36	13	31	20	0	88	6	1
Totals	FC Dallas	56	46	4071	11	13	65	23	61	46	1	167	9	1

## POSTSEASON

YEAR	TEAM	GP	GS	MIN	G	A	SHT	SOG	FC	FS	OFF	CK	C	E
2014	FC Dallas	3	3	266	2	0	5	3	5	2	0	10	0	0

## Regular-Season Game Highs

Goals: 1, 11 times, last: Sept. 6, 2014, DAL at RSL

Assists: 2, Aug. 22, 2014, DAL vs. RSL

Shots on Goal: 2, Apr. 12, 2014, DAL vs. SEA

Shots: 5, May 10, 2014, DAL at SJ

Fouls Committed: 4, 3 times, last: Aug. 22, 2014, DAL vs. RSL

Fouls Suffered: 3, 3 times, last: July 27, 2014, DAL at VAN



# Blas Perez #7

Midfielder

6-1

174

DOB: March 13, 1981

Birth Place: Panama City, Panama

Hometown: Panama City, Panama

Citizenship: Panama

Last Club: Leon (Mexico)

## Acquired

Signed with FC Dallas on January 3, 2012.

## Professional

2014: At 33 years of age, Perez recorded his best season in MLS: 29 games played, 24 games started, 2061 minutes played, 11 goals (3 game-winning goals), six assists (1 game-winning assist)... Was the leading goal-scorer for FC Dallas for the third consecutive season... Had a goal and an assist in Dallas' first match of the season, a 3-2 win against Montreal on March 8... Recorded two goals in a 2-1 win against Vancouver on Sept. 13. 2013: Started 21 games and appeared in 25 for FC Dallas, scoring a team-best 11 goals in 2,019 minutes of action... Chipped in three assists... Notched a brace versus the LA Galaxy on Aug. 11 to help Dallas to a 3-3 draw at home... Also scored twice at Colorado on June 1 in a 2-2 draw with the Rapids... After being away on International duty, joined the club for a road game at New England and subbed on in the final 30 minutes to score the game-winner on March 30. 2012: In his first season with FC Dallas, Perez led the club in scoring with nine goals... He also had four assists, two of which were game-winning assists... Perez finished the season with 1705 minutes played in 20 games, 19 of which were starts. 2010-2011: While still under contract with Tigres, Perez played on loan with San Luis (5G, 17GP), Club León (19G, 28GP) and Indios (3G, 12GP). 2009: Joined Pachuca on loan during the Clausura... Scored eight goals in 15 matches... Was also loaned to Al Wasi (Dubai) during the 2009 season... Scored four goals in eight matches for Al Wasi. 2008: Signed with UANL Tigres on January 18, his seventh club and first in Mexico... Scored eight goals in 31 matches. 2006-2007: Joined Cúcuta... Won the Copa Mustang (equivalent of the Lamar Hunt U.S. Open Cup) in 2006... Made his debut in Copa Libertadores with Cúcuta, scoring eight goals, including two against Argentina's Boca Juniors... The eight goals were the second-most in the tournament that year... Was acquired by Hércules CF of the Spanish Second División on May 29, 2007... Scored four goals in 16 matches with Hércules CF. 2005-2006: Signed with Deportivo Cali, scoring 20 goals in 54 appearances. 2004: Joined Centauros (Colombia) and went on to score 29 goals in 37 matches, catching the attention of one of Colombia's top clubs Deportivo Cali. 2003: Signed with Envigado (Colombia) and scored six times in 29 appearances. 2002: Joined top Uruguayan side Nacional, but made only two appearances. 2001: Joined Árabe Unido (Panama) and continued his goal scoring form (10 goals in 36 games). 1998-2000: Pérez began his career in his native Panama with Panamá Viejo... went on to score 27 goals in 56 matches.

## International

Made his debut for the Panama national football team in 2001 against El Salvador... Scored nine goals in 18 appearances for Panama during the 2014 World Cup Qualifying cycle... Added three goals in four games on the way to a runner-up finish in the 2013 CONCACAF Gold Cup... Played for Panama at the 2007 Gold Cup, in which they were eliminated in the quarterfinals by the U.S... Ended up as Panama's top scorer, with three goals and one assist... Was also named in the 2007 Gold Cup "Best XI"... As of February 16, 2014 Perez has scored 36 goals in 86 appearances with Panama.

## Personal

Born in the district of St. Migulito, Panama... Is very proud to call Panama his home... Family is his motivation, inspiring him to become a better player every day... No. 1 fan was always his father... Every time he scores a goal he points his fingers to the sky at his father to celebrate the moment... Is nicknamed "Super Raton..." Has over thirty tattoos, all of which have significant meaning to him... Enjoys watching telenovelas and playing PlayStation... All-time favorite dish is his mother's 'arroz con pollo...' First job was washing cars for two years when he was 15-16 years old.

YEAR	TEAM	GP	GS	MIN	G	A	SHT	SOG	FC	FS	OFF	CK	C	E
2012	FC Dallas	20	19	1705	9	4	53	23	33	37	18	0	3	1
2013	FC Dallas	25	21	2019	11	3	56	29	39	48	16	0	5	1
2014	FC Dallas	29	24	2061	11	6	55	21	46	51	12	0	4	2
Totals		74	64	5785	31	13	164	73	118	136	46	0	12	4

## POSTSEASON

YEAR	TEAM	GP	GS	MIN	G	A	SHT	SOG	FC	FS	OFF	CK	C	E
2014	FC Dallas	3	3	259	0	0	1	0	4	4	0	0	0	0

## Regular-Season Game Highs

Goals: 2, 4 times, last: Sept. 13, 2014, DAL vs. VAN

Assists: 2, Mar. 11, 2012, DAL vs. NY

Shots on Goal: 4, Apr. 20, 2013, DAL vs. VAN

Shots: 5, 5 times, last: Oct. 18, 2014, DAL at COL

Fouls Committed: 7, May 7, 2014, DAL at SEA

Fouls Suffered: 5, 3 times, last: May 4, 2014, DAL vs. NY



AUTO



HOME



BIKE



LIFE

***Proud Partner of FC Dallas***  
*and one of the fastest growing auto insurers in Texas.*



***More Care. Less Cost.***

**ELEPHANT.COM**

**1-855-ELEPHANT**



# Chris Seitz

# #18

Goalkeeper

6-3

236

DOB: March 12, 1987

Birth Place: San Luis Obispo, CA

Hometown: San Luis Obispo, CA

Citizenship: United States

College: Maryland

Last Club: Seattle Sounders FC

## Acquired

Seitz joined FC Dallas in a trade with the Seattle Sounders on Dec. 15, 2010.

## Professional

2014: Enjoyed his best season in MLS, finishing with an 8-4-4 record, including two clean sheets... Recorded a third shutout in a 0-0 draw with Seattle Sounders FC in MLS Cup Playoffs... Finished the regular season with a goals against average of 1.45 and 44 saves... Played two matches in the U.S. Open Cup, won both games and recorded one shutout. 2013: Seitz's first start of the season came in a 2-0 shutout victory over 2013 MLS Cup finalist, Real Salt Lake on 3/23... His second shutout of the season came in another 2-0 win over Seattle Sounders FC on 10/19... He finished the season with a record of 4-2-2 with 24 saves and a 1.38 Goals Against Average... Seitz went 2-1-0 in U.S. Open Cup competition with two shutouts and a 1.00 GAA. 2012: Seitz stepped in four times for veteran goalkeeper Kevin Hartman from 4/21 to 5/12 accumulating a 0-2-2 record and a 1.25 GAA... He also played 450 minutes for the FC Dallas Reserves... Seitz went 4-1-0 in MLS Reserve League action while allowing just 0.40 goals per game before electing to forgo the remainder of his season in order to donate bone marrow... For his noble act, Seitz was voted was 2012 MLS W.O.R.K.S. Humanitarian of the Year on 11/20. He was the first FC Dallas player to win the award in the 17-year history of the franchise. 2011: Seitz made one appearance for FC Dallas during the regular season, stopping five of nine shots in a 4-2 loss to San Jose on 10/22... He saw another 135 minutes of action for Dallas in the Rio Grande Plate, finishing the competition with a 1-0-0 record... He split time with Josh Lambo in MLS Reserve League action, logging 602 minutes in 10 games. 2010: Seitz started 22 of the 23 matches he played for Philadelphia Union... He logged well-over 2,000 minutes and made 68 saves... He finished the year with a 1.80 GAA and a record of 5-12-6... 2009: Seitz played four matches for RSL in 2009, totaling 360 minutes of action... He saved 13 of the 20 shots he faced and ended the season with a 1.25 GAA... He was selected by Philadelphia in the 2009 Expansion Draft... 2008: Seitz started nine of 10 appearances for RSL Reserves, earning a 2.56 GAA, 1-2-1 record and one shutout... 2007: Seitz made three first-team appearances during his rookie campaign, including back-to-back starts on 4/30 vs. COL and 5/5 vs. NY... He finished season with a 2.67 GAA and 0-2-1 record... Seitz made his RSL first-team debut on 4/18 vs. KC, recording four saves and his first win in a 2-1 overtime triumph in a USOC play-in game... Seitz made his MLS debut on 4/30 vs. COL, became the second youngest player to start an MLS match between the posts at 20 years, 49 days of age (Record held by Tim Howard, 19y/165d for MET).

## International

U.S. Senior MNT: Took part in full USMNT camp in June 2008 in preparation for its second leg of WCQ series @ Barbados... Trained with U.S. MNT camp in Switzerland in preparation for 10/13/07 friendly @ SUI... Called into first-ever U.S. Senior Men's National Team camp and was on the 19-man roster that fell 4-2 to Brazil on 9/09/07 in Chicago... U.S. Under-23s: Named to the U.S. Olympic Team's 18-man roster for the 2008 Beijing Olympics... Served as back-up to Brad Guzan - one of three "overage" players on the U.S. roster for the Summer Games - but did not appear in USA's three Group B contests... Played scoreless 45 minutes for U-23's on 8/3/08 v. Cameroon in ING Cup Olympic tune-up in Hong Kong.

## College

In two seasons at the University of Maryland, registered an incredible 28-5-3 record to go along with a 0.77 GAA and 16 shutouts during two seasons of play...

## Personal

The son of Michael and Sharon Seitz ... one of two children, with sister Caitlin ... lists starting for the U.S. National team against Holland in Mexico as biggest athletic thrill... chose Maryland over UCLA, Notre Dame, Michigan and Santa Clara... majored in letters and sciences... Married to Kate Kavchok... The couple's first child, Deklin Rose Seitz, was born on 3/26/13.

YEAR	TEAM	GP	GS	MIN	G	A	SHT	SOG	FC	FS	OFF	CK	C	E
2007	Real Salt Lake	3	3	270	14	6	0	8	2.67	0	0	0	2	1
2009	Real Salt Lake	4	4	360	20	13	1	5	1.25	1	1	1	2	1
2010	Philadelphia	23	22	2047	114	68	0	41	1.80	4	5	5	12	6
2011	FC Dallas	1	1	90	9	5	0	4	4.00	1	1	0	1	0
2012	FC Dallas	4	4	360	15	10	0	5	1.25	0	1	0	2	2
2013	FC Dallas	8	8	720	36	24	2	11	1.38	0	0	4	2	2
2014	FC Dallas	14	14	1242	67	44	2	20	1.45	0	1	7	4	3
Totals		57	56	5089	275	170	5	94	1.66	6	9	17	25	15

YEAR	POSTSEASON	GP	GS	MIN	SOG	SV	SHO	GA	GAA	PK	PKA	W	L	T
2014	FC Dallas	2	2	180	9	7	1	1	0.50	0	0	1	0	1

## Regular-Season Game Highs

Goals Allowed: 4, 2 times, last: Apr. 26, 2014, DAL at DC  
Saves: 7, Aug. 29, 2009, RSL at KC



# David Texeira

# #9

Forward

6-0

179

DOB: February 27, 1991

Birth Place: Salto, Uruguay


Hometown: Salto, Uruguay

Citizenship: Uruguay

Last Club: FC Groningen

## Acquired

FC Dallas acquired Uruguayan forward David Texeira from FC Groningen as a young designated player on February 21, 2014.



TEXEIRA

## Professional

2014: Made his first appearance in MLS in a 1-1 draw against Sporting Kansas City... In 12 minutes of action Texeira drew a foul that led to Dallas' game-tying goal in the 90th minute... Started four matches and appeared in seven through May 17 and scored his first goal in a 3-2 loss to Seattle on April 12... Returned to the starting lineup for the first time since May 7, on Sept. 24 and scored twice, again versus Seattle... Started the next three matches scoring once, his fourth goal of the year, in a 2-1 win against LA on Oct. 12. 2013-2011: Appeared in 65 matches and scored 14 goals for Dutch first division side FC Groningen... Spent the first three seasons of his career with Defensor Sporting in Uruguay... Scored six goals in 22 appearances with the first division side.

## International

Texeira competed in the 2011 U-20 World Cup with the Uruguayan U-20 National Team.

## Personal

A native of Uruguay, Texeira has always had a dream in being a professional athlete... After living in the U.S. for two years, he says he 'enjoys everything the American Culture has to offer from his favorite food being BBQ and watching American sports'... Favorite things to do when not on the field is going to NBA home games... Favorite team is the San Antonio Spurs. Likes watching a good amount of Netflix... Favorite show is Prison Break. Biggest accomplishments include signing with FC Dallas and scoring a hat-trick in a match with FC Groningen (Netherlands)...His biggest motivation are the fans.

YEAR	TEAM	GP	GS	MIN	G	A	SHT	SQG	FC	FS	OFF	CK	C	E
2014	FC Dallas	19	9	839	4	0	19	10	21	22	4	0	3	0

## POSTSEASON

YEAR	TEAM	GP	GS	MIN	G	A	SHT	SQG	FC	FS	OFF	CK	C	E
2014	FC Dallas	2	0	8	0	0	0	0	0	0	0	0	0	0

## Regular-Season Game Highs

Goals: 2, Sept. 24, 2014, DAL vs. SEA


Assists: 0

Shots on Goal: 2, 3 times, last: Sept. 24, 2014, DAL vs. SEA

Shots: 3, Apr. 12, 2014, DAL vs. SEA

Fouls Committed: 4, Apr. 12, 2014, DAL vs. SEA

Fouls Suffered: 4, Sept. 24, 2014, DAL vs. SEA



# Victor Ulloa

#8

Midfielder

6-0

165

DOB: March 4, 1992

Birth Place: Chihuahua, Mexico

Hometown: Wylie, Texas

Citizenship: USA

Last Club: FC Dallas Academy

## Acquired

Signed with FC Dallas as a Homegrown player on July 30, 2010.

## Professional

2014: Ranked fourth on the team in minutes played (2,365)... Became the first FC Dallas Homegrown player to play over 2,000 minutes in a season... From May 10 to Nov. 10, Ulloa appeared in 33 consecutive matches across all competitions... Made his first first-team appearance since Oct. 22, 2011 on March 29... Picked up his first career assist in a 2-0 win against New England on June 19. 2013: Led the FC Dallas Reserves in minutes played (1080) for the third consecutive season... Played the full 90 minutes in all 12 reserve matches he played... Scored two goals. 2012: Ulloa once again led the FC Dallas Reserves in minutes played (775)... Recorded one assist for the 5-3-2 FC Dallas Reserves. 2011: Led the FC Dallas Reserves in minutes played (900) by playing every minute of every match... Ended the season with two assists for the 6-4-0 FC Dallas Reserves... Made his first-team debut in a 4-2 loss at San Jose on Oct. 22. 2010: Ulloa made his FC Dallas debut in a 2-0 win over the Colorado Rapids Reserves on Oct. 10. He played 45 minutes as an outside midfielder.

## Youth

The midfielder started 29 of 31 games and scored two goals during the U.S. Soccer's Development Academy (USSDA) regular season. Ulloa also scored during the group stage of USSDA Finals Week. His goal came in the team's second match of the season-ending tournament against the Derby County Wolves. Ulloa was named to the U.S. Soccer Development Academy's Central Conference Starting XI following the event.

## Personal

Ulloa was born in Chihuahua, Mexico... His parents are Guillermina and Evaristo Ulloa... Has a little sister, Anahi who is eight years old... Also has a brother, Ivan, who is 14... In his spare time, Ulloa hangs out with my family and friends... Likes to play PS3 in his spare time... His favorite team is Barcelona... His favorite player is Zinedine Zidane.

YEAR	TEAM	GP	GS	MIN	G	A	SHT	SOG	FC	FS	OFF	CK	C	E
2011	FC Dallas	1	0	9	0	0	0	0	0	0	0	0	0	0
2014	FC Dallas	28	26	2365	0	1	13	3	16	21	0	9	4	0
Totals	FC Dallas	29	26	2374	0	1	13	3	16	21	0	9	4	0

## POSTSEASON

YEAR	TEAM	GP	GS	MIN	G	A	SHT	SOG	FC	FS	OFF	CK	C	E
2014	FC Dallas	3	3	256	0	0	3	1	6	4	0	0	0	0

## Regular-Season Game Highs

Goals: 0

Assists: 1, July 19, 2014, DAL vs. NE

Shots on Goal: 2, Aug. 16, 2014, DAL at SJ

Shots: 2, 3 times, last: Aug. 16, 2014, DAL at SJ

Fouls Committed: 2, 3 times, last: Oct. 18, 2014, DAL at COL

Fouls Suffered: 2, 4 times, last: Oct. 12, 2014, DAL vs. LA

# Alejandro Zendejas #29

Midfielder

5-11

175

DOB: Feb. 23, 1985

Birth Place: La Ceiba, Honduras


Hometown: La Ceiba, Honduras

Citizenship: Honduran

Last Club: Colorado Rapids

## Acquired

FC Dallas acquired Thomas in a trade with the Colorado Rapids on February 12, 2014.



## Professional

This is Zendejas' first season as a professional.

## Youth

Joined the FC Dallas Academy in 2012... Was the first Homegrown player signed from one of FC Dallas' youth affiliates, FC Dallas El Paso, which became a youth affiliate of the MLS club on Sept. 26, 2011... Played with FC Dallas' U-16 U.S. Soccer Development Academy team for each of the past three seasons.

## International

Spent the majority of the 2014 season with the U.S. U-17 Men's National Team... Was named to U-17 head coach Richie Williams' 20-man roster for the Panama International Tournament in 2014... Was invited to the 2015 Spring Semester of the U.S. U-17 Residency Program in Bradenton, Florida... Will be part of the U-17 MNT participating in the 2015 CONCACAF U-17 Championship, which serves as the qualifying tournament for the 2015 FIFA U-17 World Cup for the CONCACAF region.

ZENDEJAS



# Walker #25 Zimmerman

Defender

6-3

185

DOB: May 19, 1993

Birth Place:

Hometown: Lawrenceville, GA

Citizenship: USA

College: Furman

Last Club: Georgia Soccer Association

## Acquired

Zimmerman was selected by FC Dallas in the first round (seventh overall) of the 2013 MLS SuperDraft on Jan. 17, 2013.

## Professional

2014: Injured at the beginning of the season, the 21-year-old center back made his first start against Red Bull New York on May 4... Made the top 18 for eight games before suffering another injury on June 7... Returned to the lineup in a 2-1 win against the LA Galaxy on Oct. 12... Finished the season on a nine-game run in the top 18... Started and went 90 minutes in Dallas' 2-1 win in MLS Cup playoffs over Vancouver on Oct. 29, 2013: Made seven appearances for the first team, tallying two goals... Made MLS debut on May 11 versus DC United as a 90th minute sub... Earned first MLS start on May 25 versus San Jose, helping Dallas to a 1-0 win over the Earthquakes... Scored first MLS goal as a second-half substitute on June 22 versus Sporting Kansas City.

## College

All-Southern Conference first-team in both years at Furman University... Enrolled at Furman in January 2011... Scored five goals and added two assists as a freshman in 2011... Was named first-team All-Southern Conference and Freshman of the Year. Started all 17 matches as a sophomore in 2012... Ranked second on the team in scoring with six goals and three assists.

## International

Captained U.S. Under-18 National Team at the 2011 Milk Cup... Named U.S. U-18 Team MVP at Tel Aviv, Israel Tournament... Was in mix with U.S. Under-20 National Team (with FC Dallas teammate Jonathan Top) for 2013 CONCACAF Under-20 Championships before suffering a groin injury.

## Personal

Brother Dawson was a punter at Clemson University... Father, David Zimmerman, was a Baptist minister for 21 years in Fort Worth, Texas and currently serves as a mentor with Church Resource Ministries... Mother's name is Becky Zimmerman... Has two siblings (Dawson and Carter)... Has a cat named Domino and a rabbit named Duper... Is interested in anything sports-related or ping-pong, video games and Netflix... Would still be in school deciding what he wants to do with his life if he wasn't a professional soccer player... Favorite movie is Gladiator, TV show is Breaking Bad and book is Crazy Love by Francis Chan.

YEAR	TEAM	GP	GS	MIN	G	A	SHT	SOG	FC	FS	OFF	CK	C	E
2013	FC Dallas	7	4	411	2	0	4	4	3	2	1	0	0	0
2014	FC Dallas	10	9	770	0	0	0	2	2	3	4	0	0	0
Totals	FC Dallas	17	13	1181	2	0	4	6	5	5	5	0	0	0

## Playoffs

YEAR	TEAM	GP	GS	MIN	G	A	PTS	SHT	SOG	FC	FS	CK	C	E
2014	FC Dallas	2	1	95	0	0	0	1	0	2	1	0	0	0

## Regular-Season Game Highs

Goals: 1, 2 times, last: June 29, 2013, DAL at PHI

Assists: 0

Shots on Goal: 1, 5 times, last: Oct. 12, 2014, DAL vs. LA

Shots: 2, June 29, 2013, DAL at PHI

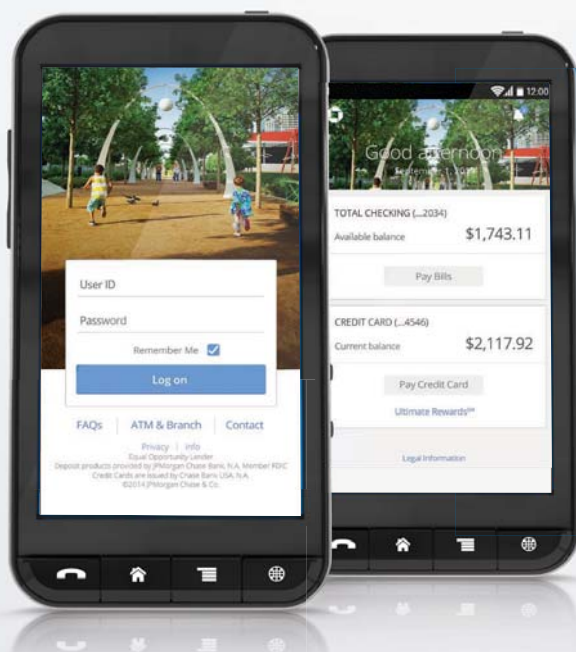
Fouls Committed: 1, 5 times, last: Oct. 12, 2014, DAL vs. LA

Fouls Suffered: 2, May 10, 2014, DAL at SJ



# Personal. Intuitive. Even More Appealing.

The redesigned Chase Mobile® App makes your banking experience easy. Find key information at a glance and make transactions with a tap.



- Streamlined login screen
- Account information where you need it
- Easier and more intuitive navigation
- Friendly greetings and localized backgrounds

Download the Chase Mobile App today at [chase.com/mobile](http://chase.com/mobile)



Official Bank of FC Dallas



**Chase Mobile App** is available for select mobile devices. Must enroll in Chase Online<sup>SM</sup> and download the Chase Mobile App. There is no charge from Chase, but message and data rates may apply.

© 2015 JPMorgan Chase Bank, N.A. Member FDIC



# MAN OF THE MATCH



CHRIS SEITZ

TESHO AKINDELE

MATT HEDGES

BLAS PEREZ

TEXT **FCD** TO **444222**  
TO VOTE FOR THE  
*Budweiser*  
MAN OF THE MATCH!



# THE ORGANIZATION







## Lamar Hunt 1932-2006

Major League Soccer and the American sports community lost a true treasure on December 13, 2006 when MLS founding investor, and investor-operator of FC Dallas and Columbus Crew Lamar Hunt peacefully passed away at Presbyterian Hospital in Dallas, Texas at the age of 74.

Born on August 2, 1932 in El Dorado, Arkansas, Hunt is recognized as one of the greatest sports visionaries in American history and a pioneer professional soccer in the United States. Hunt helped make pro football history in 1960 by founding and organizing the American Football League. Long known for his role in the development of football as founder of the Kansas City Chiefs, Hunt's contributions to pro soccer have also had a major impact on sports in the U.S.

The Hunt family stepped to the forefront of U.S. soccer in 1996 by becoming a charter investor in Major League Soccer, which was created with a unique single-entity operating structure, in which investors own an interest in the league in addition to individual teams. The Hunts were the original investor-operators of the charter teams from Columbus (Ohio) and Kansas City.

Hunt made his greatest contribution to soccer in this country in 1998-99, when he made pro soccer history by funding the construction of the first soccer-specific stadium in the United States as the Columbus Crew opened their revolutionary facility. The stadium broke ground on Aug. 14, 1998, and was finished in nine months and one day. Columbus Crew Stadium opened on May 15, 1999 and a sold-out, overflow crowd of 24,741 to watch the Crew defeat the New England Revolution 2-0.

The 1999 MLS season proved to be a historic one for Hunt, as he was awarded the National Soccer Hall of Fame Medal of Honor -- the second to receive the medal reserved for extraordinary individuals whose positive contributions to soccer at the national level affected the course of soccer history in the United States.

That year, he also saw the U.S. Open Cup Tournament renamed in his honor. The Lamar Hunt U.S. Open Cup, recognized as U.S. Soccer's National Championship, is an annual competition open to all amateur and professional soccer teams affiliated with U.S. Soccer. Dating back to 1914, the single-elimination tournament is the oldest annual team tournament in U.S. sports history.

Having taken over the operations of Dallas in 2003, Hunt's youngest son Dan joined the Hunt Sports Group to help make Texas soccer history by breaking ground on Toyota Stadium on Feb. 18, 2004. The 20,295 seat soccer-specific stadium in Frisco became the first soccer stadium built through a coordination of both private and public funds. Hunt Sports Group, the City of Frisco, Collin County and the Frisco Independent School District partnered to build the facility that features 17 championship-quality soccer fields adjacent to the stadium. Through Hunt's visionary leadership, Toyota Stadium has become the model for soccer-specific stadiums in the United States.

Since opening on Aug. 6, 2005 with a 2-2 draw between home-side FC Dallas and the New York Red Bulls, the 117-acre facility has hosted millions of spectators and participants. Entering the 2006 season, Hunt-founded Crew Stadium and Toyota Stadium were two of the three operating stadiums in Major League Soccer built specifically for soccer. The stadiums have hosted numerous high-profile events, including many memorable soccer games.

At the 2004 MLS Cup, Hunt was presented the Commissioner's Award by MLS Commissioner Don Garber for being one of the league's founding fathers as well as a man who has championed soccer in the United States for nearly 40 years.

As far back as 1982, Hunt was honored for his efforts to help establish pro soccer in America by being inducted into the U.S. Soccer Hall of Fame in Oneonta, N.Y. Hunt has also been inducted into both the Pro Football Hall of Fame and the International Tennis Hall of Fame, as well as the sports halls of fame of both Missouri and Texas. In 2005, the U.S. Soccer Foundation, the major charitable arm of soccer in the United States, presented Hunt with the Foundation's Lifetime Achievement Award.



## Clark K. Hunt

### Hunt Sports Group Chairman

A founding investor-operator of Major League Soccer, Clark Hunt remains one of the most innovative and influential members of the MLS Board of Governors. As chairman of the Hunt Sports Group, Hunt oversees the operations of the Hunt family's two MLS interests – the Columbus Crew and FC Dallas.

Son of the late American sports pioneer Lamar Hunt, Clark Hunt shares his father's passion for soccer and the family's vision for the sport's success in the United States. At Lamar's request, Clark engaged in the formative discussions for MLS lending his proven business acumen to the league's financial structure. Now in its 20th season, MLS has earned a stake in the landscape of professional sports and is well-positioned for future growth.

In 1999, Clark Hunt worked closely with his father to construct the first "soccer-specific stadium" in the United States in Columbus. Realizing the vision of Lamar Hunt, the debut of professional soccer at Columbus Crew Stadium on May 15, 1999, represented a pivotal moment in the history of MLS and solidified the long-term viability of soccer in the United States. Six years later, in 2005, Hunt Sports Group unveiled FC Dallas Stadium, a 145-acre soccer complex in Frisco, Texas, and the home of FC Dallas.



With its 17 tournament-grade fields, permanent event stage and first-class design, FC Dallas Stadium has now become the model for soccer-specific stadiums in North America. By the 2007 season, less than a decade after the inaugural match in Crew Stadium, more than half of all MLS teams had a soccer-specific stadium to call home – a credit to the vision of Lamar Hunt and leadership of the Hunt Sports Group.

As stadium construction, new investment, player development and a broadening fan base continue to shape the soccer marketplace in North America, Clark Hunt is intimately involved in the development and direction of MLS. Hunt currently serves as one of four members of the MLS Board of Governors appointed to Commissioner Don Garber's Executive Committee. He is also a member of the Competition Committee as well as the league's Labor and Philanthropy Committees.

In addition to his roles in MLS, Hunt is also a respected voice in the National Football League. Hunt is in his eighth year as Chairman of the Board of the Kansas City Chiefs, the storied franchise founded by his father. In 2006, Hunt was one of eight NFL owners to serve on the Commissioner Search Committee which recommended Commissioner Roger Goodell as the successor to then-Commissioner Paul Tagliabue. In 2007, Goodell appointed Hunt to the NFL's Digital Media and International Committees, as well as the Executive Committee of the NFL Management Council.

Hunt graduated first in his class at Southern Methodist University in 1987, earning a degree in business administration with a concentration in finance. He was a two-time recipient of the university's highest academic honor, the Provost Award for Outstanding Scholar. During his career he was a four-year letterman on the Mustangs nationally ranked soccer team, earning first-team Academic All-America honors as a junior and senior and serving as a tri-captain his final season. He was recognized as one of the SMU Cox School of Business Outstanding Young Alumni in 2004, and in 2005, he was appointed to the Cox School Executive Board of Trustees. Hunt currently serves on the SMU Board of Trustees.

Hunt and his wife, the former Tavia Shackles of Kansas City, are involved in numerous philanthropic efforts. In 2004, the Hunts were part of the grassroots effort behind the formation of Lift Up America – an organization that facilitates widespread compassion and giving through strategic partnerships with corporations and sports teams. Since that time, more than 30 teams have partnered with Lift Up America, and corporations like Cinemark Theaters, Interstate Batteries and Tyson Foods have helped the organization distribute millions of pounds of food and countless other services to people in need worldwide.

Clark Knobel Hunt was born on February 19, 1965 and graduated from the St. Mark's School of Dallas in 1983. The Hunts have three children – Gracelyn, Knobel and Ava.



## John Wagner Hunt Sports Group President

John Wagner serves as President of Hunt Sports Group, which is the management company responsible for overseeing the Lamar Hunt family soccer investments.

As a representative of HSG, Wagner was involved with the creation of the public/private partnership with the City of Frisco, Frisco Independent School District and Collin County, for the development of Toyota Stadium. Wagner assists in establishing signature partnerships for FC Dallas, including business relationships with AEG Live, Dr Pepper, Texans Credit Union, North Texas Soccer, U.S. Youth Soccer and Frisco Independent School District Athletics.

A member of the Major League Soccer Board of Governors, Wagner also serves on the MLS Audit and Finance and the MLS Business Development Committees. Wagner's previous 13 years of CPA experience in public accounting ended in 1996, after spending nine years with Coopers and Lybrand in Kansas City. He specialized in entrepreneurial business and family-owned business consulting, with an emphasis on federal and state tax issues.

During his years in public accounting, he also managed a joint venture between Hunt Sports Group and Coopers and Lybrand, wherein they provided consultation on matters of state income tax jurisdictions for the NFL, NBA, NHL and applicable players unions to develop uniformity and efficiency in the complex professional athletes non-resident income tax filings.

Wagner earned his Bachelor of Science Degree at the University of South Dakota and completed his MBA degree at the University of Missouri-Kansas City in 1986. He resides in the Dallas area with his wife, Nancy, and their three children, Taylor, Amanda and Parker.



## Daniel L. Hunt FC Dallas President

FC Dallas Chairman Clark Hunt announced that Dan Hunt has been appointed president of FC Dallas on Feb. 20, 2014. As president, Dan Hunt will direct all of the business operations of FC Dallas as well as FC Dallas Youth.

"It is truly a personal thrill to introduce my brother Dan as the next president of FC Dallas," Clark Hunt said. "In addition to his lifelong passion for the sport of soccer, Dan has been actively engaged in the operations of FCD and Major League Soccer for the last several years, and he did an outstanding job guiding the day-to-day operations of the club in 2013. I know he will continue to work very hard to make FC Dallas the best in MLS."

Dan Hunt has been involved in various aspects of the club for several years, beginning as a vice president for Hunt Sports Group and, most recently, as interim president of FCD since the end of the 2012 season. Hunt will also continue to play a lead role representing the club with FCD's corporate partners, the North Texas soccer community and FCD's supporters.

"Since being asked to lead the FC Dallas organization on an interim basis in November of 2012, I have considered it an absolute honor and privilege to work alongside a very talented group of co-workers," Dan Hunt said. "Today, to be asked by my brother Clark and my family to take over as president of the club is a moment I will truly treasure for the rest of my life, and I look forward to building on the tremendous legacy of my late father, Lamar, here in North Texas."

As president of FC Dallas, Dan Hunt joins Technical Director Fernando Clavijo and recently hired head coach Oscar Pareja as part of the leadership team that will report to Clark Hunt, who adds the club's CEO responsibilities to his role as chairman.



# 1996-2014 SEASON REVIEWS



# 2014 Season (16-12-6, 54 pts)



## HEAD COACH

Oscar Pareja: 16-12-6

## PLAYOFFS

1-0-2

## MLS HONORS

Mauro Diaz - Player of the Month (March)

Blas Perez - Player of the Week (27)

Tesho Akindele - Player of the Week (23)

Chis Seitz - Save of the Week (5 & 6)

Raul Fernandez - Save of the Week (10)

## 2014 FC DALLAS STATISTICS

UNF	POS	PLAYER	GP	GS	MIN	G	A	SHT	SOG	FC	FS	OFF	CK	C	E
7	F	BLAS PEREZ	29	24	2061	11	6	55	21	46	51	12	0	4	2
11	F	FABIAN CASTILLO	27	26	2282	10	4	74	32	30	29	31	4	5	0
31	M	MICHEL	25	20	1787	8	5	36	13	31	20	0	88	6	1
13	F	TESHO AKINDELE	26	18	1748	7	3	30	16	18	21	9	0	2	0
27	M	JE-VAUGHN WATSON	31	29	2481	4	2	29	8	43	20	6	0	4	2
9	F	DAVID TEXEIRA	19	9	839	4	0	19	10	21	22	4	0	3	0
10	M	MAURO DIAZ	17	9	917	3	3	20	6	11	35	1	19	2	0
24	D	MATT HEDGES	32	32	2790	3	1	19	6	29	17	2	0	4	0
91	F	ANDRES ESCOBAR	23	18	1590	2	4	23	8	16	52	2	37	0	0
17	D	ZACH LOYD	29	28	2414	1	0	5	2	20	25	1	0	2	1
5	D	JAIR BENITEZ	26	19	1716	0	4	10	2	16	32	2	9	1	0
23	D	KELLYN ACOSTA	15	9	843	0	1	7	0	13	8	0	0	2	0
22	D	STEPHEN KEEL	16	14	1307	0	1	1	0	13	7	2	0	2	0
20	M	HENDRY THOMAS	10	9	770	0	1	4	0	19	9	0	0	2	1
28	M	VICTOR ULLOA	28	26	2365	0	1	13	3	16	21	0	9	4	0
16	F	COY CRAFT	1	0	6	0	0	0	0	0	0	0	0	0	0
1	G	RAUL FERNANDEZ	21	20	1818	0	0	0	0	0	3	0	0	1	0
26	M	DANNY GARCIA	4	4	282	0	0	2	2	3	13	1	1	0	0
3	D	MOISES HERNANDEZ	17	13	1116	0	0	7	2	30	8	0	3	2	2
12	M	RYAN HOLLINGSHEAD	11	4	289	0	0	6	1	3	3	1	0	0	0
4	M	ANDREW JACOBSON	13	5	542	0	0	2	0	6	9	1	0	1	0
8	M	PETER LUCCIN	11	2	245	0	0	8	2	9	1	0	0	1	0
6	M	ADAM MOFFAT	20	13	1150	0	0	14	1	22	6	1	0	4	1
18	G	CHRIS SEITZ	14	14	1242	0	0	0	0	0	0	0	0	1	0
34	D	NICHOLAS WALKER	1	0	3	0	0	0	0	0	0	0	0	0	0
25	D	WALKER ZIMMERMAN	10	9	770	0	0	2	2	3	4	0	0	0	0
21	D	WALTER CABRERA	0	0	0	0	0	0	0	0	0	0	0	0	0
44	G	JESSE GONZALEZ	0	0	0	0	0	0	0	0	0	0	0	0	0
14	D	GEORGE JOHN	0	0	0	0	0	0	0	0	0	0	0	0	0
15	M	BRIAN SPAN	0	0	0	0	0	0	0	0	0	0	0	0	0
32	F	JONATHAN TOP	0	0	0	0	0	0	0	0	0	0	0	0	0

### OWN-GOALS RECEIVED

TEAM TOTALS	34	34	3060	55	36	386	137	418	442	76	170	53	10
OPPONENT TOTALS	34	34	3060	45	41	492	162	442	418	44	167	63	5

**GAME-WINNING GOALS:** FABIAN CASTILLO 4, BLAS PEREZ 3, JE-VAUGHN WATSON 2, MAURO DIAZ 2, DAVID TEXEIRA 1, MICHEL 1, ANDRES ESCOBAR 1, TESHO AKINDELE 1. **GAME-WINNING ASSISTS:** TESHO AKINDELE 2, BLAS PEREZ 1, MICHEL 1, STEPHEN KEEL 1, MATT HEDGES 1, ANDRES ESCOBAR 1, MAURO DIAZ 1, FABIAN CASTILLO 1. **PENALTY KICK GOALS/ATT.** MICHEL 5-5, BLAS PEREZ 2-3, FABIAN CASTILLO 0-1.

### FC DALLAS INDIVIDUAL GOALKEEPING

UNF	POS	GOALKEEPER	GP	GS	MIN	SHTS	SV	GA	GAA	PG	PA	W	L	T	SO
1	G	RAUL FERNANDEZ	21	20	1818	95	66	25	1.24	3	4	9	8	3	4
18	G	CHRIS SEITZ	14	14	1242	67	44	20	1.45	0	1	7	4	3	2
TEAM TOTALS			34	34	3060	162	110	45	1.32	3	5	16	12	6	6
OPPONENT TOTALS			34	34	3060	137	81	55	1.62	7	9	12	16	6	6



# 2014 Game-by-Game

## Finished fourth in Western Conference

DATE	OPPONENT	RESULT	ATT.	W-L-T	POS./PTS. NOTES:
03/08/2014	Montreal	W 3-2	18,011	1-0-0	T1/3 DAL: Castillo (16) Perez (24) Diaz (47); MTL: Nyassi (10) Wenger (65)
03/15/2014	at Sporting KC	T 1-1	19,431	1-0-1	T1/4 DAL: Hedges (90); KC: Collin (81)
03/22/2014	Chivas USA	W 3-1	15,564	2-0-1	1/7 DAL: Castillo (71) Watson (78) Michel (86); CHV: Torres (81)
03/29/2014	Portland	W 2-1	16,045	3-0-1	1/10 DAL: Perez (48+) Diaz (84); POR: own goal (66)
<b>MARCH RECORD:</b>					
04/05/2014	at Houston	W 4-1	22,202	4-0-1	1/13 DAL: Michel (31) Watson (61,70) own goal (68); HOU: Clark (41)
04/12/2014	Seattle	L 2-3	17,070	4-1-1	1/13 DAL: Texeira (10) Michel (42); SEA: Dempsey (22,85) own goal (75)
04/19/2014	Toronto FC	W 2-1	17,406	5-1-1	1/16 DAL: Hedges (37) Perez (88); TOR: Nakajima-Farran (21)
04/26/2014	at D.C. United	L 1-4	11,172	5-2-1	T1/16 DAL: Diaz (13); DC: Espindola (49+,69) Boswell (60) Franklin (64)
<b>APRIL RECORD:</b>					
05/04/2014	New York	L 0-1	17,105	5-3-1	3/16 NY: Wright-Phillips (71)
05/07/2014	at Seattle	L 1-2	38,489	5-4-1	3/16 DAL: Michel (16); SEA: Neagle (62) Cooper (88)
05/10/2014	at San Jose	L 1-2	10,525	5-5-1	T3/16 DAL: Michel (76); SJ: Cato (25) own goal (73)
05/17/2014	Chivas USA	T 1-1	15,039	5-5-2	3/17 DAL: Castillo (83); CHV: Delgado (60)
05/21/2014	at Los Angeles	L 1-2	14,615	5-6-2	3/17 DAL: Akindele (65); LA: Keane (24) Zardes (44)
05/24/2014	at Real Salt Lake	T 0-0	20,488	5-6-3	T3/18 -
05/31/2014	San Jose	L 1-2	15,682	5-7-3	T3/18 DAL: Perez (16); SJ: Harris (27) Pierazzi (45)
<b>MAY RECORD:</b>					
06/07/2014	Colorado	W 3-2	16,209	6-7-3	T4/21 DAL: Escobar (33) Loyd (47+) Castillo (62); COL: Brown (25) Martin (52)
06/11/2014	at Portland	T 2-2	20,814	6-7-4	T3/22 DAL: Castillo (27) Perez (39); POR: Johnson (79) Kah (94+)
06/29/2014	at Columbus	T 0-0	20,617	6-7-5	T4/23 -
<b>JUNE RECORD:</b>					
07/04/2014	Philadelphia	W 2-1	21,182	7-7-5	T3/26 DAL: Akindele (26) own goal (49); PHI: Okugo (43)
07/19/2014	New England	W 2-0	15,551	8-7-5	T2/29 DAL: Escobar (29) Akindele (91+)
07/27/2014	at Vancouver	T 2-2	21,000	8-7-6	T3/30 DAL: Perez (29) Michel (39); VAN: Mattocks (11) Morales (53)
<b>JULY RECORD:</b>					
08/03/2014	at Chivas USA	W 1-0	3,951	9-7-6	T3/33 DAL: Akindele (49)
08/09/2014	Colorado	W 3-1	15,731	10-7-6	3/36 DAL: Hedges (9) Michel (11) Castillo (55); COL: Torres (86)
08/16/2014	at San Jose	W 5-0	10,525	11-7-6	3/39 DAL: Castillo (30,74) Akindele (43,58,86)
08/22/2014	Real Salt Lake	W 2-1	17,622	12-7-6	T1/42 DAL: Watson (50) Castillo (74); RSL: Garcia (91+)
08/30/2014	at Chicago	L 0-1	16,824	12-8-6	4/42 CHI: Earnshaw (83)
<b>AUGUST RECORD:</b>					
09/06/2014	at Real Salt Lake	L 1-2	20,545	12-9-6	4/42 DAL: Michel (62); RSL: Findley (31) Saborio (77)
09/13/2014	Vancouver	W 2-1	16,792	13-9-6	4/45 DAL: Perez (20,78); VAN: Hurtado (67)
09/20/2014	at Los Angeles	L 1-2	22,863	13-10-6	4/45 DAL: Perez (54); LA: Keane (62) Gordon (84)
09/24/2014	Seattle	W 3-1	14,601	14-10-6	4/48 DAL: Texeira (8,78) Perez (88); SEA: Neagle (58)
<b>SEPTEMBER RECORD:</b>					
10/04/2014	at Vancouver	L 0-2	20,183	14-11-6	4/48 VAN: Fernandez (14,18)
10/12/2014	Los Angeles	W 2-1	19,039	15-11-6	4/51 DAL: Texeira (52) Castillo (87); LA: Ishizaki (22)
10/18/2014	at Colorado	W 1-0	15,274	16-11-6	3/54 DAL: Perez (56)
10/25/2014	Portland	L 0-2	17,231	16-12-6	4/54 POR: Nagbe (43) Urruti (82)
<b>OCTOBER RECORD:</b>					
<b>PLAYOFFS</b>					
10/29/14	Vancouver	W 2-1	10,279	1-0-0	-- DAL: Akindele (40), Michel (84); VAN: Hurtado (64)
11/2/14	Seattle	D 1-1	16,112	1-0-1	-- DAL: Michel (34); SEA: Alonso (54)
11/10/14	at Seattle	D 0-0	38,912	1-0-2	-- --

### FINAL REGULAR SEASON STANDINGS

#### EASTERN CONFERENCE

	OVERALL								HOME					ROAD				
	GP	W	L	T	PTS	GF	GA	GD	W	L	T	GF	GA	W	L	T	GF	GA
D.C. United	34	17	9	8	59	52	37	15	11	2	4	28	12	6	7	4	24	25
New England	34	17	13	4	55	51	46	5	11	4	2	28	14	6	9	2	23	32
Columbus	34	14	10	10	52	52	42	10	9	4	4	27	15	5	6	6	25	27
New York	34	13	10	11	50	55	50	5	10	3	4	38	23	3	7	7	17	27
Sporting KC	34	14	13	7	49	48	41	7	6	5	6	25	21	8	8	1	23	20
Philadelphia	34	10	12	12	42	51	51	0	6	3	8	30	26	4	9	4	21	25
Toronto FC	34	11	15	8	41	44	54	-10	7	7	3	24	23	4	8	5	20	31
Houston	34	11	17	6	39	39	58	-19	8	5	4	27	25	3	12	2	12	33
Chicago	34	6	10	18	36	41	51	-10	4	2	11	22	20	2	8	7	19	31
Montreal	34	6	18	10	28	38	58	-20	6	6	5	24	24	0	12	5	14	34

	OVERALL								HOME					ROAD				
	GP	W	L	T	PTS	GF	GA	GD	W	L	T	GF	GA	W	L	T	GF	GA
Seattle	34	20	10	4	64	65	50	15	12	4	1	31	16	8	6	3	34	34
Los Angeles	34	17	7	10	61	69	37	32	12	1	4	44	14	5	6	6	25	23
Real Salt Lake	34	15	8	11	56	54	39	15	11	1	5	33	14	4	7	6	21	25
FC Dallas	34	16	12	6	54	55	45	10	12	4	1	33	22	4	8	5	22	23
Vancouver	34	12	8	14	50	42	40	2	9	3	5	27	19	3	5	9	15	21
Portland	34	12	9	13	49	61	52	9	5	3	9	34	28	7	6	4	27	24
Chivas USA	34	9	19	6	33	29	61	32	6	9	2	14	30	3	10	4	15	31
Colorado	34	8	18	8	32	43	62	-19	6	6	5	26	21	2	12	3	17	41
San Jose	34	6	16	12	30	35	50	-15	5	6	6	21	21	1	10	6	14	29

## 2013 Season (11-12-11, 44 pts)



### HEAD COACH

Schellas Hyndman: 11-12-11

### PLAYOFFS

Lost on away-goals to Seattle in Conference Semifinals

### MLS HONORS

Raul Fernandez, George John: MLS All-Star.

Raul Fernandez: MLS Save of the Week (13).

### 2013 FC DALLAS STATISTICS

UNF	POS	PLAYER	GP	GS	MIN	G	A	SHT	SOG	FC	FS	OFF	CK	C	E
7	F	BLAS PEREZ	25	21	2019	11	3	56	29	39	48	16	0	5	1
33	F	KENNY COOPER	31	19	1741	6	1	45	21	22	24	23	0	2	1
10	M	DAVID FERREIRA	30	26	2419	3	9	32	10	24	76	5	64	4	0
31	M	MICHEL	31	26	2284	3	8	29	10	30	26	1	79	3	0
6	M	JACKSON	30	29	2375	3	3	61	17	57	44	10	0	5	2
20	M	MAURO DIAZ	10	5	423	3	2	11	6	3	8	1	17	0	0
4	M	ANDREW JACOBSON	27	27	2292	3	1	40	9	46	38	4	0	3	0
24	D	MATT HEDGES	33	32	2793	3	0	13	4	19	16	1	0	1	0
11	M	FABIAN CASTILLO	33	26	2176	2	6	45	16	30	21	17	8	7	0
27	M	JE-VAUGHN WATSON	24	15	1372	2	2	20	10	26	17	3	0	4	1
14	D	GEORGE JOHN	24	24	2070	2	0	13	5	27	22	0	0	3	0
25	D	WALKER ZIMMERMAN	7	4	411	2	0	4	3	2	1	0	0	0	0
9	M	RAMON NUNEZ	10	0	253	1	3	11	3	2	4	0	2	0	0
5	D	JAIR BENITEZ	31	28	2473	1	1	7	1	17	32	0	3	5	0
22	D	STEPHEN KEEL	8	5	497	1	0	3	1	3	5	1	0	1	0
29	F	ERIC HASSLI	15	4	429	0	1	16	4	10	6	9	0	2	0
23	D	KELLYN ACOSTA	13	11	1004	0	0	6	0	12	10	0	1	2	0
13	M	BRADLEE BALADEZ	1	0	27	0	0	0	0	2	0	0	0	0	0
12	M	ERICK	9	8	652	0	0	7	0	13	16	0	0	1	0
1	G	RAUL FERNANDEZ	26	26	2340	0	0	1	0	0	3	0	0	1	0
17	D	ZACH LOYD	25	24	2132	0	0	5	2	25	24	2	1	1	0
8	M	PETER LUCCIN	3	2	201	0	0	2	0	5	3	0	1	3	0
18	G	CHRIS SEITZ	8	8	720	0	0	0	0	0	0	0	0	0	0
16	D	BOBBY WARSHAW	9	1	130	0	0	2	0	1	1	0	0	0	0
21	D	LONDON WOODBERRY	8	3	363	0	0	1	1	1	3	0	0	1	0
	G	JESSE GONZALEZ	0	0	0	0	0	0	0	0	0	0	0	0	0
	D	MOISES HERNANDEZ	0	0	0	0	0	0	0	0	0	0	0	0	0
40	G	RICHARD SANCHEZ	0	0	0	0	0	0	0	0	0	0	0	0	0
32	F	JONATHAN TOP	0	0	0	0	0	0	0	0	0	0	0	0	0
28	M	VICTOR ULLOA	0	0	0	0	0	0	0	0	0	0	0	0	0
30	G	KYLE ZOBECK	0	0	0	0	0	0	0	0	0	0	0	0	0
OWN-GOALS RECEIVED					2										
TEAM TOTALS			34	34	3060	48	40	430	152	416	480	93	176	54	5
OPPONENT TOTALS			34	34	3060	52	46	438	165	480	416	66	169	54	6

**GAME-WINNING GOALS:** FABIAN CASTILLO 2, JE-VAUGHN WATSON 1, BLAS PEREZ 1, GEORGE JOHN 1, MATT HEDGES 1, JACKSON 1, DAVID FERREIRA 1, MAURO DIAZ 1, KENNY COOPER 1. **GAME-WINNING ASSISTS:** MICHEL 3, DAVID FERREIRA 3, RAMON NUNEZ 1, JACKSON 1, FABIAN CASTILLO 1. **PENALTY KICK GOALS/ATTEMPTS:** KENNY COOPER 2-3, MICHEL 1-1.

### FC DALLAS INDIVIDUAL GOALKEEPING

UNF	POS	GOALKEEPER	GP	GS	MIN	SHTS	SV	GA	GAA	PG	PA	W	L	T	SO
18	G	CHRIS SEITZ	8	8	720	36	24	11	1.38	0	0	4	2	2	2
1	G	RAUL FERNANDEZ	26	26	2340	129	88	41	1.58	2	3	7	10	9	7
TEAM TOTALS			34	34	3060	165	112	52	1.53	2	3	11	12	11	9
OPPONENT TOTALS			34	34	3060	152	103	48	1.41	3	4	12	11	11	7

# 2013 Game-by-Game

## Finished eighth in Western Conference

DATE	OPPONENT	RESULT	ATT.	W-L-T	POS./PTS.	NOTES:
03/02/2013	Colorado	W 1-0	18,075	1-0-0	T1/3	DAL: Jackson (11)
03/10/2013	at Chivas USA	L 1-3	6,801	1-1-0	T2/3	DAL: Ferreira (57); CHV: Agudelo (68) Minda (76) Casillas (93+)
03/17/2013	Houston	W 3-2	15,623	2-1-0	T1/6	DAL: John (34) Jacobson (35) Cooper (90); HOU: Driver (79) Davis (83)
03/23/2013	Real Salt Lake	W 2-0	11,181	3-1-0	1/9	DAL: Castillo (71) Jackson (81)
03/30/2013	at New England	W 1-0	10,284	4-1-0	1/12	DAL: Perez (87)
<b>MARCH RECORD:</b>		<b>4-1-0</b>				
04/06/2013	at Toronto FC	T 2-2	16,111	4-1-1	1/13	DAL: Jacobson (34) Perez (59); TOR: Braun (85) Russell (90)
04/13/2013	Los Angeles	W 1-0	20,465	5-1-1	1/16	DAL: John (87)
04/20/2013	Vancouver	W 2-0	14,339	6-1-1	1/19	DAL: own goal (29) Perez (50)
04/27/2013	at Vancouver	T 2-2	19,967	6-1-2	1/20	DAL: own goal (9) Hedges (47); VAN: Manneh (72) Sanvezzo (75)
<b>APRIL RECORD:</b>		<b>2-0-2</b>				
05/08/2013	Portland	T 1-1	10,112	6-1-3	1/21	DAL: Cooper (77); POR: Nagbe (70)
05/11/2013	D.C. United	W 2-1	14,322	7-1-3	1/24	DAL: Jackson (11) Watson (77); DC: De Rosario (43)
05/18/2013	at Seattle	L 2-4	38,979	7-2-3	1/24	DAL: Cooper (54) Michel (61); SEA: Johnson (16,62) Neagle (31) Martins (83)
05/25/2013	San Jose	W 1-0	15,063	8-2-3	1/27	DAL: Castillo (33)
<b>MAY RECORD:</b>		<b>2-1-1</b>				
06/01/2013	at Colorado	T 2-2	17,551	8-2-4	1/28	DAL: Perez (61,66); COL: Harris (56,64)
06/15/2013	at Portland	L 0-1	20,674	8-3-4	1/28	POR: Nagbe (52)
06/22/2013	Sporting KC	T 2-2	16,361	8-3-5	2/29	DAL: Jacobson (88) Zimmerman (90); KC: Kamara (43) own goal (57)
06/29/2013	at Philadelphia	T 2-2	18,212	8-3-6	T2/30	DAL: Zimmerman (24) Perez (97+); PHI: Okugo (20) Wheeler (87)
<b>JUNE RECORD:</b>		<b>0-1-3</b>				
07/04/2013	Chivas USA	T 0-0	22,035	8-3-7	2/31	
07/07/2013	at Los Angeles	L 0-2	19,729	8-4-7	2/31	LA: Sarvas (65) Jimenez (80)
07/13/2013	Real Salt Lake	L 0-3	16,560	8-5-7	3/31	RSL: Morales (39) Grabavoy (79) Garcia (90)
07/20/2013	at Montreal	T 0-0	20,801	8-5-8	T4/32	
<b>JULY RECORD:</b>		<b>0-2-2</b>				
08/03/2013	at Seattle	L 0-3	39,360	8-6-8	6/32	SEA: Martins (8) Johnson (22) Evans (94+)
08/11/2013	Los Angeles	T 3-3	18,161	8-6-9	7/33	DAL: Hedges (15) Perez (48,86); LA: Donovan (46+,73,82)
08/17/2013	at Portland	L 1-2	20,674	8-7-9	7/33	DAL: Diaz (28); POR: R. Johnson (26) Nagbe (33)
08/21/2013	at Chivas USA	W 3-1	7,071	9-7-9	T5/36	DAL: Perez (71) Ferreira (86) Nunez (90); CHV: de la Fuente (43)
08/24/2013	San Jose	T 2-2	14,920	9-7-10	5/37	DAL: Perez (19) Michel (72); SJ: Gordon (8) Beitashour (16)
<b>AUGUST RECORD:</b>		<b>1-2-2</b>				
09/07/2013	Vancouver	W 3-1	13,603	10-7-10	6/40	DAL: Watson (8) Diaz (87) Benitez (89); VAN: Kobayashi (4)
09/14/2013	at Colorado	L 1-2	13,145	10-8-10	6/40	DAL: Ferreira (51); COL: Sanchez (59) own goal (65)
09/22/2013	at New York	L 0-1	18,976	10-9-10	8/40	NY: own goal (76)
09/29/2013	Columbus	L 2-4	11,422	10-10-1	8/40	DAL: Perez (21) Diaz (54); CLB: Higuain (9) Arrieta (17) Oduro (44) Anor (86)
<b>SEPTEMBER RECORD:</b>		<b>1-3-0</b>				
10/05/2013	at Real Salt Lake	T 1-1	20,488	10-10-1	T7/41	DAL: Cooper (72); RSL: Saborio (60)
10/12/2013	Chicago	L 2-3	14,087	10-11-1	8/41	DAL: Cooper (63,75); CHI: Anangono (25) Magee (42) Anibaba (52)
10/19/2013	Seattle	W 2-0	15,017	11-11-1	8/44	DAL: Hedges (65) Michel (87)
10/26/2013	at San Jose	L 1-2	10,525	11-12-1	8/44	DAL: Keel (90); SJ: Martinez (27) Wondolowski (57)
<b>OCTOBER RECORD:</b>		<b>1-2-1</b>				

### FINAL REGULAR SEASON STANDINGS

#### EASTERN CONFERENCE

	OVERALL								HOME					ROAD				
	GP	W	L	T	PTS	GF	GA	GD	W	L	T	GF	GA	W	L	T	GF	GA
New York	34	17	9	8	59	58	41	17	11	2	4	34	16	6	7	4	24	25
Sporting KC	34	17	10	7	58	47	30	17	9	5	3	29	15	8	5	4	18	15
New England	34	14	11	9	51	49	38	11	8	5	4	29	16	6	6	5	20	22
Houston	34	14	11	9	51	41	41	0	9	4	4	24	17	5	7	5	17	24
Montreal	34	14	13	7	49	50	49	1	10	4	3	31	20	4	9	4	19	29
Chicago	34	14	13	7	49	47	52	-5	10	4	3	29	21	4	9	4	18	31
Philadelphia	34	12	12	10	46	42	44	-2	7	5	5	23	18	5	7	5	19	26
Columbus	34	12	17	5	41	42	46	-4	7	7	3	19	13	5	10	2	23	33
Toronto FC	34	6	17	11	29	30	47	-17	4	5	8	23	22	2	12	3	7	25
D.C. United	34	3	24	7	16	22	59	-37	3	10	4	16	29	0	14	3	6	30

#### WESTERN CONFERENCE

	OVERALL								HOME					ROAD				
	GP	W	L	T	PTS	GF	GA	GD	W	L	T	GF	GA	W	L	T	GF	GA
Portland	34	14	5	15	57	54	33	21	11	1	5	29	11	3	4	10	25	22
Real Salt Lake	34	16	10	8	56	57	41	16	10	3	4	31	16	6	7	4	26	25
Los Angeles	34	15	11	8	53	53	38	15	11	2	4	32	8	4	9	4	21	30
Seattle	34	15	12	7	52	42	42	0	10	2	5	29	15	5	10	2	13	27
Colorado	34	14	11	9	51	45	38	7	10	3	4	30	16	4	8	5	15	22
San Jose	34	14	11	9	51	35	42	-7	11	1	5	23	13	3	10	4	12	29
Vancouver	34	13	12	9	48	53	45	8	9	3	5	32	19	4	9	4	21	26
FC Dallas	34	11	12	11	44	48	52	-4	9	3	5	29	22	2	9	6	19	30
Chivas USA	34	6	20	8	26	30	67	-37	5	8	4	17	29	1	12	4	13	38

# 2012 Season (9-13-12, 39 pts)



## HEAD COACH

Schellas Hyndman: 9-13-12

## PLAYOFFS

None.

## MLS HONORS

**Brek Shea:** MLS All-Star.

**David Ferreira:** MLS Player of the Week (24).

## TEAM HONORS

**David Ferreira:** MVP

**Blas Perez:** Golden Boot (9)

**Kevin Hartman:** Defender of the Year

**Chris Seitz:** Humanitarian of the Year

## 2012 FC DALLAS FINAL STATISTICS

UNF	POS	PLAYER	GP	GS	MIN	G	A	SHT	SOG	FC	FS	OFF	CK	C	E
9	F	Blas Perez	20	19	1705	9	4	53	23	33	37	18	0	3	1
7	F	Fabian Castillo	26	23	1892	6	3	36	19	20	22	14	8	7	0
6	M	Jackson	21	18	1732	4	7	56	14	46	36	6	9	4	0
20	M	Brek Shea	21	20	1747	3	2	55	20	28	20	14	0	1	0
24	D	Matt Hedges	28	23	2022	3	0	12	5	20	22	1	0	1	0
10	M	David Ferreira	17	16	1427	2	9	21	9	7	53	2	62	3	0
17	D	Zach Loyd	32	31	2696	2	3	15	3	36	31	0	0	4	2
31	F	Scott Sealy	16	8	641	2	0	16	6	8	7	8	0	0	0
11	M	Ricardo Villar	9	8	609	2	0	11	6	7	18	1	16	0	0
12	M	Julian de Guzman (TOT)	28	21	1957	1	5	32	5	37	23	1	0	6	0
12	M	Julian de Guzman (DAL)	12	10	929	1	2	9	2	15	12	0	0	2	0
5	D	Jair Benitez	28	27	2397	1	1	15	3	16	48	0	9	3	1
4	M	Andrew Jacobson	31	31	2597	1	1	40	8	47	46	3	0	6	0
32	F	Jonathan Top	4	1	101	1	1	2	2	3	1	0	0	0	0
3	D	Ugo Ihemelu	10	10	900	1	0	5	1	7	9	0	0	0	0
34	F	Ruben Luna	7	2	208	1	0	2	1	3	4	1	0	0	0
13	D	Hernan Pertuz	30	24	2116	1	0	7	2	22	10	0	0	0	0
22	M	Carlos Rodriguez	24	12	1303	1	0	14	5	24	30	2	0	1	0
8	M	Bruno Guarda	4	1	169	0	0	1	1	1	2	0	0	0	0
1	G	Kevin Hartman	30	30	2700	0	0	0	0	0	10	0	0	0	0
2	M	Daniel Hernandez	28	22	1938	0	0	12	2	38	24	0	41	4	2
14	D	George John	23	19	1756	0	0	12	3	25	21	0	0	4	0
21	M	Bryan Leyva	8	6	433	0	0	3	1	2	7	0	12	0	0
27	M	James Marcelin (TOT)	19	6	678	0	0	3	2	10	5	0	0	1	0
27	M	James Marcelin (DAL)	16	6	641	0	0	3	2	7	4	0	0	0	0
15	D	Luis Perea	2	0	15	0	0	0	0	0	0	0	0	0	0
18	G	Chris Seitz	4	4	360	0	0	0	0	0	0	0	0	0	0
16	M	Bobby Warshaw	6	2	298	0	0	2	1	3	4	0	0	0	0
23	F	*Andrew Wiedeman	5	1	113	0	0	1	1	2	2	2	2	0	0
29	D	Moises Hernandez	0	0	0	0	0	0	0	0	0	0	0	0	0
15	F	Matias Jara	0	0	0	0	0	0	0	0	0	0	0	0	0
35	D	Alex Lee	0	0	0	0	0	0	0	0	0	0	0	0	0
40	G	Richard Sanchez	0	0	0	0	0	0	0	0	0	0	0	0	0
28	M	Victor Ulloa	0	0	0	0	0	0	0	0	0	0	0	0	0
Own-goals received					1										
Team totals			34	34	3060	42	33	403	140	420	504	72	160	43	6
Opponent totals			34	34	3060	47	53	446	163	504	420	64	181	85	2

GAME-WINNING GOALS: David Ferreira 2, Fabian Castillo 2, Ricardo Villar 1, Brek Shea 1, Ugo Ihemelu 1, Julian de Guzman 1

GAME-WINNING ASSISTS: Blas Perez 2, Zach Loyd 2, Fabian Castillo 2, Brek Shea 1, Jackson 1, David Ferreira 1, Julian de Guzman 1

PENALTY KICK GOALS/ATTEMPTS: Brek Shea 2-2, Blas Perez 0-1, David Ferreira 0-1, Jair Benitez 0-1

## FC DALLAS INDIVIDUAL GOALKEEPING

UNF	POS	GOALKEEPER	GP	GS	MIN	SHTS	SV	GA	GAA	PG	PA	W	L	T	SO
18	G	Chris Seitz	4	4	360	15	10	5	1.25	0	1	0	2	2	0
1	G	Kevin Hartman	30	30	2700	148	98	42	1.40	2	5	9	11	10	6
Team totals			34	34	3060	163	108	47	1.38	2	6	9	13	12	6
Opponent totals			34	34	3060	140	93	42	1.24	2	5	13	9	12	7

\* = Played with other teams in 2012. Only FC Dallas statistics listed here.



## 2012 Game-by-Game

### Finished sixth in Western Conference

DATE	OPPONENT	RESULT	ATT.	W-L-T	POS./PTS.	NOTES:
03/11/2012	New York	W 2-1	20,906	1-0-0	T1/3	DAL: Loyd (11) Villar (61); NY: Cooper (78)
03/17/2012	Portland	T 1-1	12,203	1-0-1	T3/4	DAL: Perez (22); POR: Nagbe (51)
03/25/2012	at Sporting KC	L 1-2	15,161	1-1-1	T6/4	DAL: Villar (25); KC: Collin (49+) Kamara (88)
03/30/2012	at D.C. United	L 1-4	13,169	1-2-1	T6/4	DAL: Perez (41); DC: dos Santos (28,73) DeLeon (60) Cruz (66)
<b>MARCH RECORD:</b>		<b>1-2-1</b>				
04/05/2012	New England	W 1-0	11,043	2-2-1	5/7	DAL: Ihemelu (95+)
04/14/2012	Montreal	W 2-1	16,164	3-2-1	T3/10	DAL: Perez (77) Shea (88); MTL: Corradi (61)
04/21/2012	at Vancouver	L 0-1	18,027	3-3-1	T4/10	VAN: Camilo (11)
04/25/2012	Real Salt Lake	T 1-1	10,069	3-3-2	T3/11	DAL: Shea (46+); RSL: Bonfigli (72)
04/28/2012	at Los Angeles	T 1-1	23,249	3-3-3	T5/12	DAL: Shea (61); LA: Noonan (92+)
<b>APRIL RECORD:</b>		<b>2-1-2</b>				
05/06/2012	Colorado	L 0-2	11,702	3-4-3	6/12	COL: Castrillon (61) Rivero (74)
05/09/2012	Seattle	L 0-2	10,092	3-5-3	6/12	SEA: Montero (68,71)
05/12/2012	at Columbus	L 1-2	11,120	3-6-3	6/12	DAL: Castillo (22); CLB: Meram (67) Miranda (72)
05/19/2012	Philadelphia	T 1-1	13,272	3-6-4	T6/	13 DAL: Perez (7); PHI: Gomez (56)
05/23/2012	at Chicago	L 1-2	11,947	3-7-4	7/13	DAL: Hedges (41); CHI: Grazzini (45) Pappa (63)
05/26/2012	at Real Salt Lake	L 2-3	19,341	3-8-4	T7/13	DAL: Hedges (75) Perez (85); RSL: Saborio (59,76) Borchers (93+)
<b>MAY RECORD:</b>		<b>0-5-1</b>				
06/16/2012	at Houston	L 1-2	22,039	3-9-4	T7/13	DAL: Jackson (59); HOU: Bruin (3) Moffat (76)
06/23/2012	Chivas USA	T 0-0	13,846	3-9-5	8/14	--
<b>JUNE RECORD:</b>		<b>0-1-1</b>				
07/04/2012	Toronto FC	T 1-1	21,508	3-9-6	9/15	DAL: Loyd (5); TOR: Koevermans (31)
07/07/2012	San Jose	T 0-0	10,132	3-9-7	9/ 16	--
07/14/2012	at Colorado	W 2-1	13,284	4-9-7	T8/19	DAL: Rodriguez (60) Castillo (81); COL: Cummings (50)
07/18/2012	at San Jose	L 1-2	9,481	4-10-7	T8/19	DAL: Pertuz (89); SJ: Chavez (12) Gordon (45)
07/21/2012	Portland	W 5-0	11,365	5-10-7	T7/22	DAL: own goal (16) Jacobson (26) Jackson (48) Sealy (69) Luna (81)
07/28/2012	Los Angeles	L 0-1	22,565	5-11-7	T7/22	LA: Magee (62)
<b>JULY RECORD:</b>		<b>2-2-2</b>				
08/05/2012	at Portland	T 1-1	20,438	5-11-8	8/23	DAL: Sealy (51); POR: Jewsbury (79)
08/11/2012	Colorado	W 3-2	10,222	6-11-8	T6/26	DAL: Castillo (41) Benitez (44) Ferreira (49); COL: Castrillon (12) Larentowicz (55)
08/15/2012	at Vancouver	W 2-0	19,006	7-11-8	6/29	DAL: Castillo (60) Top (70)
08/18/2012	at Real Salt Lake	W 2-1	20,281	8-11-8	6/32	DAL: Castillo (61) Ferreira (94+); RSL: Saborio (76)
08/26/2012	at Los Angeles	L 0-2	21,933	8-12-8	6/32	LA: Juninho (66) Dunivant (84)
<b>AUGUST RECORD:</b>		<b>3-1-1</b>				
09/02/2012	Seattle	T 1-1	12,811	8-12-9	6/33	DAL: Jackson (32); SEA: Rosales (20)
09/15/2012	Vancouver	W 1-0	17,685	9-12-9	6/36	DAL: de Guzman (96+)
09/29/2012	at San Jose	T 3-3	10,744	9-12-1	6/37	DAL: Perez (37,72) Hedges (88); SJ: Gordon (24) Lenhart (82,95+)
<b>SEPTEMBER RECORD:</b>		<b>1-0-2</b>				
10/07/2012	at Chivas USA	T 1-1	13,009	9-12-1	6/38	DAL: Perez (8); CHV: Villafana (69)
10/21/2012	at Seattle	L 1-3	38,755	9-13-1	6/38	DAL: Perez (40); SEA: Evans (32,60) Rosales (79)
10/28/2012	Chivas USA	T 2-2	15,805	9-13-1	6/39	DAL: Jackson (73) Castillo (80); CHV: Courtois (90) Agudelo (94+)
<b>OCTOBER RECORD:</b>		<b>0-1-2</b>				

#### FINAL REGULAR SEASON STANDINGS

##### EASTERN CONFERENCE

	OVERALL								HOME						ROAD					
	GP	W	L	T	PTS	GF	GA	GD	W	L	T	GF	GA	W	L	T	GF	GA		
Sporting KC	34	18	7	9	63	42	27	15	10	3	4	22	12	8	4	5	20	15		
D.C. United	34	17	10	7	58	53	43	10	12	1	4	37	17	5	9	3	16	26		
New York	34	16	9	9	57	57	46	11	11	2	4	34	18	5	7	5	23	28		
Chicago	34	17	11	6	57	46	41	5	11	3	3	27	18	6	8	3	19	23		
Houston	34	14	9	11	53	48	41	7	11	0	6	31	12	3	9	5	17	29		
Columbus	34	15	12	7	52	44	44	0	11	3	3	28	21	4	9	4	16	23		
Montreal	34	12	16	6	42	45	51	-6	0	4	3	31	19	2	12	3	14	32		
Philadelphia	34	10	18	6	36	37	45	-8	7	8	2	22	20	3	10	4	15	25		
New England	34	9	17	8	35	39	44	-5	7	4	6	23	15	2	13	2	16	29		
Toronto FC	34	5	21	8	23	36	62	-26	3	9	5	15	25	2	12	3	21	37		

##### WESTERN CONFERENCE

	OVERALL								HOME						ROAD					
	GP	W	L	T	PTS	GF	GA	GD	W	L	T	GF	GA	W	L	T	GF	GA		
San Jose	34	19	6	9	66	72	43	29	10	1	6	43	22	9	5	3	29	21		
Real Salt Lake	34	17	11	6	57	46	35	11	11	4	2	27	15	6	7	4	19	20		
Seattle	34	15	8	1	56	51	33	18	11	4	2	27	11	4	4	9	24	22		
Los Angeles	34	16	12	6	54	59	47	12	10	6	1	31	20	6	6	5	28	27		
Vancouver	34	11	13	10	43	35	41	-6	8	3	6	25	17	3	10	4	10	24		
FC Dallas	34	9	13	12	39	42	47	-5	6	3	8	21	16	3	10	4	21	31		
Colorado	34	11	19	4	37	44	50	-6	8	6	3	29	19	3	13	1	15	31		
Portland	34	8	16	10	34	34	56	-22	7	4	6	24	21	1	12	4	10	35		
Chivas USA	34	7	18	9	30	24	58	-34	3	11	3	9	30	4	7	6	15	28		

# 2011 Season (15-12-7, 52 pts)



## HEAD COACH

Schellas Hyndman: 15-12-7

## PLAYOFFS

Lost to New York in Wild Card match.

## MLS HONORS

**Brek Shea:** MLS All-Star, MLS Best XI.

**Kevin Hartman:** MLS Player of the Month (July). **David Ferreira:** MLS Player of the Week (4).

## TEAM HONORS

**Brek Shea:** MVP

**Brek Shea:** Golden Boot (11)

**Kevin Hartman:** Defender of the Year

**Daniel Hernandez:** Humanitarian of the Year

## 2011 FC DALLAS FINAL STATISTICS

UNF	POS	PLAYER	GP	GS	MIN	G	A	SHT	SOG	FC	FS	OFF	CK	C	E
20	D	Brek Shea	31	30	2647	11	4	75	23	25	43	12	2	6	1
9	F	Maicon Santos (TOT)	30	24	1974	8	2	92	25	31	28	16	0	0	0
9	F	Maicon Santos (DAL)	11	9	726	2	1	40	11	11	12	8	0	0	0
18	M	Marvin Chavez	31	30	2521	6	4	66	28	38	53	21	34	4	0
6	D	Jackson	28	22	1952	4	2	53	16	39	22	9	2	8	1
10	M	David Ferreira	6	6	505	3	1	11	5	5	19	1	26	0	0
14	D	George John	31	31	2781	3	1	18	7	24	29	0	0	4	1
2	M	Daniel Hernandez	30	30	2668	2	4	29	4	47	38	0	18	6	0
15	F	Fabian Castillo	21	16	1355	2	3	28	8	11	9	23	5	0	0
3	D	Ugo Ihemelu	31	30	2726	2	2	10	3	28	24	0	0	6	0
4	M	Andrew Jacobson	27	22	1850	1	5	32	11	33	17	0	1	4	0
12	D	Zach Loyd	30	28	2416	1	4	8	1	37	44	2	0	4	0
12	M	*Eric Avila	13	5	515	1	2	7	2	5	13	0	10	0	0
7	M	Daniel Cruz	10	6	543	1	1	7	3	12	12	0	8	2	1
34	F	Ruben Luna	15	2	407	1	1	12	5	11	13	6	0	1	0
7	F	Milton Rodriguez	13	5	511	1	1	19	6	8	2	6	1	1	0
16	D	Bobby Warshaw	17	4	461	1	0	2	1	9	4	0	0	2	0
5	D	Jair Benitez	27	25	2231	0	3	15	2	23	33	1	1	2	0
17	D	Jeremy Hall (TOT)	21	19	1715	0	3	9	2	22	15	2	0	6	1
17	D	Jeremy Hall (DAL)	4	2	291	0	0	0	0	3	0	1	0	0	0
8	M	Bruno Guarda	11	5	500	0	2	6	1	9	7	0	0	2	0
11	M	Ricardo Villar	20	14	1317	0	2	23	6	24	26	2	55	2	0
1	G	Kevin Hartman	33	33	2970	0	1	0	0	0	3	0	0	0	0
25	D	Jack Stewart	2	1	109	0	1	0	0	0	0	0	0	0	0
24	M	*Eric Alexander	22	16	1218	0	0	17	2	11	4	1	0	0	0
13	F	Maykel Galindo	6	1	147	0	0	2	0	0	0	2	0	0	0
30	G	Chris Seitz	1	1	90	0	0	0	0	0	0	0	0	0	0
28	M	Victor Ulloa	1	0	9	0	0	0	0	0	0	0	0	0	0
23	F	Andrew Wiedeman	3	0	59	0	0	2	1	0	1	1	0	0	0
27	D	Edson Edward	0	0	0	0	0	0	0	0	0	0	0	0	0
29	D	Moises Hernandez	0	0	0	0	0	0	0	0	0	0	0	0	0
22	G	Josh Lambo	0	0	0	0	0	0	0	0	0	0	0	0	0
21	M	Bryan Leyva	0	0	0	0	0	0	0	0	0	0	0	0	0
40	G	Richard Sanchez	0	0	0	0	0	0	0	0	0	0	0	0	0
32	F	Jonathan Top	0	0	0	0	0	0	0	0	0	0	0	0	0
Team totals			34	34	3060	42	45	482	146	413	456	96	163	54	4
Opponent totals			34	34	3060	39	36	355	133	456	413	92	143	74	7

GAME-WINNING GOALS: Brek Shea 5, Marvin Chavez 3, Bobby Warshaw 1, Zach Loyd 1, Ugo Ihemelu 1, Daniel Hernandez 1, Jackson 1, Daniel Cruz 1, Eric Avila 1

GAME-WINNING ASSISTS: Brek Shea 2, Zach Loyd 2, Andrew Jacobson 2, Daniel Hernandez 2, Fabian Castillo 2, Ricardo Villar 1, Milton Rodriguez 1, Ruben Luna 1, Kevin Hartman 1, Marvin Chavez 1, Jair Benitez 1

PENALTY KICK GOALS/ATTEMPTS: Daniel Hernandez 1-1, David Ferreira 0-1

## FC DALLAS INDIVIDUAL GOALKEEPING

UNF	POS	GOALKEEPER	GP	GS	MIN	SHTS	SV	GA	GAA	PG	PA	W	L	T	SO
1	G	Kevin Hartman	33	33	2970	124	85	35	1.06	3	3	15	11	7	13
30	G	Chris Seitz	1	1	90	9	5	4	4.00	1	1	0	1	0	0
Team totals			34	34	3060	133	90	39	1.15	4	4	15	12	7	13
Opponent totals			34	34	3060	146	102	42	1.24	1	2	12	15	7	11

\* = Played with other teams in 2011. Only FC Dallas statistics listed here.

## 2011 Game-by-Game

### Finished fourth in Western Conference

DATE	OPPONENT	RESULT	ATT.	W-L-T	POS.	NOTES:
March 19	Chicago	T 1-1	20,145	0-0-1	5	DAL: Rodriguez (18); CHI: Chaves (17)
March 26	San Jose	L 0-2	11,022	0-1-1	T6	SJ: Wondolowski (4,23)
<b>MARCH RECORD:</b>		<b>0-1-1</b>				
April 1	at Columbus	L 0-2	14,549	0-2-1	T6	CLB: Mendoza (54) Gaven (90)
April 8	Colorado	W 3-0	12,261	1-2-1	T5	DAL: Ihemelu (26) Ferreira (40,46)
April 17	at Portland	L 2-3	18,627	1-3-1	8	DAL: Ferreira (83) Shea (86); POR: Jewsbury (13) Cooper (35) Wallace (55)
April 23	at Van.	W 2-1	21,000	2-3-1	T5	DAL: John (53) Avila (83); VAN: Rochat (25)
<b>APRIL RECORD:</b>		<b>2-2-0</b>				
May 1	Los Angeles	W 2-1	21,867	3-3-1	T4	DAL: Castillo (47) Shea (88); LA: Donovan (51)
May 7	at D.C.	T 0-0	11,504	3-3-2	6	--
May 11	Toronto	W 1-0	8,145	4-3-2	T3	DAL: D. Hernandez (45)
May 14	Philadelphia	W 2-0	12,109	5-3-2	2	17 DAL: Shea (29) Castillo (43)
May 22	Real Salt Lake	T 0-0	10,550	5-3-3	2	--
May 25	at Seattle	W 1-0	36,026	6-3-3	2	DAL: Shea (18)
May 28	at Houston	T 2-2	16,709	6-3-4	2	DAL: Jacobson (27) Ihemelu (70); HOU: Weaver (42) Clark (87)
<b>MAY RECORD:</b>		<b>4-0-3</b>				
June 4	New England	W 1-0	10,363	7-3-4	2	DAL: Chavez (69)
June 12	Sporting KC	L 1-4	10,450	7-4-4	2	DAL: Shea (32); KC: Zusi (28,55) Collin (49) Sassano (78)
June 18	at Chivas USA	W 2-1	11,253	8-4-4	2	DAL: Shea (22) Jackson (85); CHV: Lahoud (71)
June 25	Portland	W 4-0	10,470	9-4-4	2	DAL: Loyd (34) John (39) Shea (58) Jackson (85)
<b>JUNE RECORD:</b>		<b>3-1-0</b>				
July 2	Columbus	W 2-0	20,704	10-4-4	2	DAL: Shea (58) Jackson (76)
July 09	at Real Salt Lake	L 0-2	17,734	10-5-4	2	RSL: Williams (47) Espindola (90)
July 16	D.C. United	T 0-0	10,802	10-5-5	3	--
July 20	at Toronto FC	W 1-0	21,087	11-5-5	T2	DAL: Shea (48)
July 23	at New York	T 2-2	17,276	11-5-6	2	DAL: Chavez (51,78); NY: Agudelo (39) Henry (85)
July 31	Chivas USA	W 1-0	10,023	12-5-6	2	DAL: Chavez (26)
<b>JULY RECORD:</b>		<b>3-1-2</b>				
Aug. 6	at Los Angeles	L 1-3	21,546	12-6-6	2	DAL: Chavez (9); LA: Gonzalez (32) Juninho (62) Magee (81)
Aug. 13	at Philadelphia	T 2-2	18,811	12-6-7	2	DAL: dos Santos (16) Shea (45); PHI: Le Toux (34,86)
Aug. 20	Seattle	L 0-1	11,635	12-7-7	3	SEA: Rosales (16)
Aug. 27	at Sporting KC	W 3-2	20,018	13-7-7	3	DAL: D. Hernandez (70) dos Santos (89) Warshaw (90); KC: Kamara (22) Bravo (68)
<b>AUGUST RECORD:</b>		<b>1-2-1</b>				
Sept. 10	at New England	L 0-2	15,498	13-8-7	3	NE: Joseph (14) Lekic (85)
Sept. 17	New York	L 0-1	17,019	13-9-7	4	NY: Rodgers (36)
Sept. 24	Houston	L 0-1	10,849	13-10-7	4	HOU: Cameron (87)
<b>SEPTEMBER RECORD:</b>		<b>0-3-0</b>				
Oct. 1	at Colorado	L 0-1	13,920	13-11-7	4	COL: Moor (26)
Oct. 12	at Chicago	W 2-1	10,362	14-11-7	4	DAL: Jackson (41) Cruz (53); CHI: Grazzini (86)
Oct. 15	Vancouver	W 2-0	10,222	15-11-7	T3	DAL: Chavez (35) Shea (54)
Oct. 22	at San Jose	L 2-4	10,744	15-12-7	4	DAL: John (45) Luna (90); SJ: Dawkins (26,38) Baca (27) Wondolowski (34)
<b>PLAYOFFS</b>						
Oct. 26	New York	L 2-0	10,017	0-1-0	-	NY: Lindpere (61) Henry (98+)
<b>OCTOBER RECORD:</b>		<b>2-3-0</b>				

#### FINAL REGULAR SEASON STANDINGS

##### EASTERN CONFERENCE

	OVERALL						HOME						ROAD					
	GP	W	L	T	PTS	GF	GA	GD	W	L	T	GF	GA	W	L	T	GF	GA
Sporting KC	34	13	9	12	51	50	40	10	9	2	6	29	16	4	7	6	21	24
Houston	34	12	9	13	49	45	41	4	10	3	4	32	20	2	6	9	13	21
Philadelphia	34	11	8	15	48	44	36	8	7	1	9	24	18	4	7	6	20	18
Columbus	34	13	13	8	47	43	44	-1	9	3	5	27	18	4	10	3	16	26
New York	34	10	8	16	46	50	44	6	8	3	6	29	17	2	5	10	21	27
Chicago	34	9	9	16	43	46	45	1	6	3	8	24	19	3	6	8	22	26
D.C. United	34	9	13	12	39	49	52	-3	4	5	8	28	27	5	8	4	21	25
Toronto FC	34	6	13	15	33	36	59	-23	5	4	8	18	21	1	9	7	18	38
New England	34	5	16	13	28	38	58	-20	4	7	6	17	24	1	9	7	21	34

##### WESTERN CONFERENCE

	OVERALL						HOME						ROAD					
	GP	W	L	T	PTS	GF	GA	GD	W	L	T	GF	GA	W	L	T	GF	GA
Los Angeles	34	19	5	10	67	48	28	20	12	0	5	28	8	7	5	5	20	20
Seattle	34	18	7	9	63	56	37	19	9	4	4	32	20	9	3	5	24	17
Real Salt Lake	34	15	11	8	53	44	36	8	10	3	4	29	15	5	8	4	15	21
FC Dallas	34	15	12	7	52	42	39	3	9	5	3	20	11	6	7	4	22	28
Colorado	34	12	9	13	49	44	41	3	6	2	9	25	16	6	7	4	19	25
Portland	34	11	14	9	42	40	48	-8	9	5	3	30	22	2	9	6	10	26
San Jose	34	8	12	14	38	40	45	-5	5	4	8	24	19	3	8	6	16	26
Chivas USA	34	8	14	12	36	41	43	-2	5	7	5	19	17	3	7	7	22	26
Vancouver	34	6	18	10	28	35	55	-20	6	6	5	24	24	0	12	5	11	31

## 2010 Season (12-4-14, 50 pts)



### HEAD COACH

Schellas Hyndman: 12-4-14

### PLAYOFFS

Lost to Colorado in MLS Cup final.

### MLS HONORS

**David Ferreira:** 2010 MLS MVP, MLS Best XI, **Kevin Hartman:** MLS Player of the Month (August). **Brek Shea:** MLS Player of the Week (11). **Jeff Cunningham:** MLS Player of the Week (19).

### TEAM HONORS

David Ferreira: MVP  
Jeff Cunningham: Golden Boot (11)  
Kevin Hartman: Defender of the Year  
Daniel Hernandez: Humanitarian of the Year

### 2010 FC DALLAS FINAL STATISTICS

UNF	POS	PLAYER	GP	GS	MIN	G	A	SHT	SOG	FC	FS	OFF	CK	C	E
9	F	Jeff Cunningham	27	13	1464	11	1	58	25	8	13	27	0	0	0
10	F-M	David Ferreira	30	30	2699	8	13	54	26	34	84	11	99	4	0
20	M	Brek Shea	25	21	1797	5	4	39	19	18	13	10	2	2	1
7	F	Milton Rodriguez	13	13	835	5	1	23	10	7	6	14	0	1	0
16	M-F	Atiba Harris	29	28	2473	4	2	53	21	51	30	18	0	8	0
24	M	Eric Alexander	17	12	1054	2	3	15	6	6	4	1	0	1	0
18	M	Marvin Chavez	16	10	818	2	2	14	4	16	19	2	1	4	0
13	M	Dax McCarty	21	18	1604	1	2	18	6	17	25	1	25	4	0
12	M	Eric Avila	18	1	452	1	1	14	7	8	5	0	3	0	0
3	D	Ugo Ihemelu	19	18	1558	1	0	8	3	14	15	0	0	3	0
4	D	Heath Pearce	28	27	2414	0	6	31	2	21	9	0	27	5	0
5	D	Jair Benitez	28	28	2424	0	2	8	1	22	35	3	1	3	1
6	D	Jackson Goncalves	12	9	805	0	1	7	3	10	4	1	0	0	0
15	D	Kyle Davies	3	2	166	0	0	0	0	3	2	0	0	0	0
27	D	Edson Edward	1	0	5	0	0	0	0	0	0	0	0	0	0
8	M	Bruno Guarda	9	2	233	0	0	1	0	9	3	3	0	1	0
1	GK	Kevin Hartman	20	20	1755	0	0	0	0	0	1	0	0	0	0
2	M	Daniel Hernandez	24	24	2098	0	0	16	7	49	27	0	0	6	0
14	D	George John	25	25	2138	0	0	4	1	21	10	1	0	3	0
21	M	Bryan Leyva	1	0	13	0	0	0	0	0	0	0	0	0	0
19	D	Zach Loyd	24	19	1769	0	0	1	0	19	11	0	0	2	0
34	F	Ruben Luna	4	0	48	0	0	2	0	4	1	0	0	0	0
44	GK	Dario Sala	11	10	945	0	0	0	0	1	1	0	0	1	1
26	D-M*	Anthony Wallace	2	0	16	0	0	0	0	1	0	0	0	0	0
31	F	Jason Yeisley	5	0	39	0	0	1	0	0	1	1	0	0	0
22	GK	Josh Lambo	0	0	0	0	0	0	0	0	0	0	0	0	0
17	F	Peri Marosevic	0	0	0	0	0	0	0	0	0	0	0	0	0
23	F	Andrew Wiedeman	0	0	0	0	0	0	0	0	0	0	0	0	0
Own-goals received					2										
Team totals			30	30	2700	42	38	367	141	339	352	93	158	48	3
Opponent totals			30	30	2700	28	29	291	121	352	339	92	125	52	6

GAME-WINNING GOALS: Brek Shea 3, Jeff Cunningham 3, Milton Rodriguez 2, David Ferreira 2, Ugo Ihemelu 1, Eric Alexander 1

GAME-WINNING ASSISTS: David Ferreira 5, Brek Shea 2, Heath Pearce 2, Jair Benitez 2, (several players with one)

PENALTY KICK GOALS/ATTEMPTS: David Ferreira 4-5, Jeff Cunningham 4-4

### FC DALLAS INDIVIDUAL GOALKEEPING

UNF	POS	GOALKEEPER	GP	GS	MIN	SHTS	SV	GA	GAA	PG	PA	W	L	T	SO
1	GK	Kevin Hartman	20	20	1755	71	56	12	0.62	1	2	10	1	8	9
44	GK	Dario Sala	11	10	945	50	34	16	1.52	1	2	2	3	6	1
Team totals			30	30	2700	121	90	28	0.93	2	4	12	4	14	10
Opponent totals			30	30	2700	141	98	42	1.40	8	9	4	12	14	4

\* = Played with other teams in 2010. Only FC Dallas statistics listed here.



## 2010 Game-by-Game

### Finished third in Western Conference

DATE	OPPONENT	RESULT	ATTENDANCE	W-L-T	PTS.	GOALS
03/27/2010	HOU	D 1-1	8,016	0-0-1	1	HOU: Chabala 36   DAL: Harris 38
<b>MARCH RECORD:</b>		<b>0-0-1</b>				
04/10/2010	CLB	D 2-2	10,556	0-0-2	2	DAL: Cunningham 29, Avila 93+   CLB: Moffat 52, Barros Schelotto 82
04/17/2010	@NY	L 2-1	13,677	0-1-2	2	DAL: McCarty 10   NY: Angel 56, Angel 90
04/22/2010	SEA	D 2-2	8,512	0-1-3	3	DAL: Cunningham 27, 94+   SEA: Zakuan 38, Montero 55
<b>APRIL RECORD:</b>		<b>0-1-2</b>				
05/01/2010	@NE	D 1-1	10,057	0-1-4	4	NE: Schilawski 41   DAL: Harris 66
05/05/2010	@HOU	W 1-0	13,231	1-1-4	7	DAL: Ihemelu 79
05/08/2010	DC	W 1-0	10,323	2-1-4	10	DAL: Cunningham 68
05/15/2010	@PHI	D 1-1	25,038	2-1-5	11	DAL: Shea 13   PHI: Mwanga 93+
05/20/2010	LA	L 1-0	10,947	2-2-5	11	LA: Magee 17
05/27/2010	@CHI	D 1-1	12,522	2-2-6	12	DAL: Ferreira 6   CHI: McBride 40
<b>MAY RECORD:</b>		<b>2-1-3</b>				
06/05/2010	SJ	W 2-0	14,331	3-2-6	15	DAL: Shea 58, Shea 60
06/26/2010	@CHV	W 2-1	14,173	4-2-6	18	DAL: own goal 45, Ferreira 61   Romero 59
<b>JUNE RECORD:</b>		<b>2-0-0</b>				
07/03/2010	KC	W 1-0	15,993	5-2-6	21	DAL: Ferreira 58
07/11/2010	@SEA	D 1-1	36,091	5-2-7	22	SEA: Montero 14   DAL: Ferreira 87
07/17/2010	RSL	W 2-0	11,170	6-2-7	25	DAL: Shea 69, Harris 76
07/24/2010	@TOR	D 1-1	19,743	6-2-8	26	TOR: dos Santos 61   DAL: Rodriguez 77
07/31/2010	@COL	D 1-1	10,596	6-2-9	27	DAL: own goal 22   COL: Ballouchy 26
<b>JULY RECORD:</b>		<b>2-0-3</b>				
08/08/2010	PHI	W 3-1	8,732	7-2-9	30	PHI: Moreno   DAL: Ferreira 24, Cunningham 75, 81
08/14/2010	@DC	W 3-1	12,474	8-2-9	33	DAL: Ferreira 36, Alexander 49, Cunningham 92+ DC: own goal 80
08/21/2010	CHV	W 1-0	10,309	9-2-9	36	DAL: Shea 71
08/28/2010	@CLB	D 0-0	16,708	9-2-10	37	-
<b>AUGUST RECORD:</b>		<b>3-0-1</b>				
09/04/2010	TOR	W 1-0	10,033	10-2-10	40	DAL: Cunningham 47
09/11/2010	@SJ	D 0-0	10,342	10-2-11	41	-
09/16/2010	NY	D 2-2	15,105	10-2-12	42	DAL: Rodriguez 24, Alexander 68   NY: Ballouchy 48+, own goal 82
09/22/2010	NE	D 2-2	7,468	10-2-13	43	NE: Joseph 5, Stolica 66   DAL: Ferreira 80, Cunningham 93+
09/25/2010	@KC	W 3-1	10,385	11-2-13	46	DAL: Chavez 4, Rodriguez 12, Cunningham 82   KC: Smith 57
<b>SEPTEMBER RECORD:</b>		<b>2-0-3</b>				
10/02/2010	CHI	W 3-0	10,615	12-2-13	49	DAL: Rodriguez 19, Chavez 46, Cunningham 67
10/09/2010	COL	D 2-2	10,119	12-2-14	50	COL: Larentowicz 13, Larentowicz 51   DAL: Rodriguez 27, Ferreira 37
10/16/2010	@RSL	L 2-0	20,236	12-3-14	50	RSL: Grabavoy 59, Morales 89
10/24/2010	@LA	L 2-1	24,993	12-4-14	50	DAL: Harris 22   LA: Beckham 33, Juninho 46
<b>PLAYOFFS</b>						
10/30/2010	RSL	W 2-1	11,003	1-0-0	-	RSL: Espindola 5   DAL: Cunningham 44, Avila 88
<b>OCTOBER RECORD:</b>		<b>2-2-1</b>				
11/6/2010	@RSL	D 1-1	19,324	1-0-1	-	DAL: McCarty 17   RSL: Findley 79
11/14/2010	@LA	W 3-0	27,000	2-0-1	-	DAL: Ferreira 26, John 54, Chavez 73
11/21/2010	vs.COL	L 2-1	21,700	2-1-1	-	DAL: Ferreira 35   COL: Casey 57, own goal 107
<b>NOVEMBER RECORD:</b>		<b>1-1-1</b>				

#### FINAL REGULAR SEASON STANDINGS

OVERALL										HOME					ROAD				
EASTERN	GP	W	L	T	PTS	GF	GA	GD		W	L	T	GF	GA	W	L	T	GF	GA
New York	30	15	9	6	51	38	29	9		10	3	2	18	9	5	6	4	20	20
Columbus	30	14	8	8	50	40	34	6		10	3	2	22	12	4	5	6	18	22
Kansas City	30	11	13	6	39	36	35	1		7	5	3	25	19	4	8	3	11	16
Chicago	30	9	12	9	36	37	38	-1		4	4	7	14	13	5	8	2	23	25
Toronto FC	30	9	13	8	35	33	41	-8		6	3	6	19	15	3	10	2	14	26
New England	30	9	16	5	32	32	50	-18		7	5	3	21	18	2	11	2	11	32
Philadelphia	30	8	15	7	31	35	49	-14		6	3	6	22	16	2	12	1	13	33
D.C. United	30	6	20	4	22	21	47	-26		3	11	1	12	25	3	9	3	9	22

OVERALL										HOME					ROAD				
WESTERN	GP	W	L	T	PTS	GF	GA	GD		W	L	T	GF	GA	W	L	T	GF	GA
Los Angeles	30	18	7	5	59	44	26	18		9	4	2	27	19	9	3	3	17	7
Real Salt Lake	30	15	4	11	56	45	20	25		11	0	4	31	7	4	4	7	14	13
<b>FC Dallas</b>	<b>30</b>	<b>12</b>	<b>4</b>	<b>14</b>	<b>50</b>	<b>42</b>	<b>28</b>	<b>14</b>		<b>8</b>	<b>1</b>	<b>6</b>	<b>25</b>	<b>13</b>	<b>4</b>	<b>3</b>	<b>8</b>	<b>17</b>	<b>15</b>
Seattle	30	14	10	6	48	39	35	4		8	4	3	21	16	6	6	3	18	19
Colorado	30	12	8	10	46	44	32	12		8	2	5	26	11	4	6	5	18	21
San Jose	30	13	10	7	46	34	33	1		7	5	3	17	14	6	5	4	17	19
Houston	30	9	15	6	33	40	49	-9		6	6	3	25	21	3	9	3	15	28
Chivas USA	30	8	18	4	28	31	45	-14		6	7	2	19	19	2	11	2	12	26

## 2009 Season (11-13-6, 39 pts)



### HEAD COACH

Schellas Hyndman: 11-13-6

### PLAYOFFS

None.

### MLS HONORS

Jeff Cunningham: MLS Golden Boot, MLS Best XI, MLS Scoring Champion with 17 goals and eight assists, MLS Player of the Month for Sept., Four time MLS Player of the Week.

### TEAM HONORS

Jeff Cunningham: MVP, Golden Boot  
Dario Sala: Defender of the Year  
Pablo Ricchetti: Humanitarian of the Year

### 2009 FC DALLAS FINAL STATISTICS

UNF	POS	PLAYER	GP	GS	MIN	G	A	SHT	SOG	FC	FS	OFF	CK	C	E
9	F	Jeff Cunningham	28	23	1918	17	8	71	38	11	18	33	0	2	0
10	M-F	David Ferreira	30	30	2692	8	7	51	22	23	58	12	1	3	0
33	F	Kenny Cooper	15	15	1331	7	1	52	29	15	23	10	0	2	0
16	M-F	Atiba Harris (TOT)	26	25	2139	4	7	38	19	55	27	12	0	8	1
16	M-F	Atiba Harris (DAL)	12	12	1064	2	5	20	10	16	11	5	0	4	0
7	M	Dave van den Bergh	30	30	2446	3	11	35	14	13	20	1	107	2	0
13	M	Dax McCarty	28	27	2340	3	6	32	13	29	49	0	36	3	0
3	D	*Drew Moor	21	21	1890	3	0	18	6	19	15	0	0	2	1
11	M	Andre Rocha	22	14	1270	2	1	28	8	27	22	1	0	5	1
12	M	Eric Avila	18	0	332	1	2	5	3	2	3	0	0	0	0
3	D	Ugo Ihemelu (TOT)	28	27	2443	1	2	13	5	39	27	1	0	9	1
3	D	Ugo Ihemelu (DAL)	8	8	720	1	0	5	3	10	5	1	0	3	0
14	D	George John	16	15	1162	1	0	4	2	12	7	0	0	2	0
6	D-M	Pablo Ricchetti	22	22	1965	1	0	5	1	23	15	0	0	7	0
20	M-D	Brek Shea	19	7	727	0	4	12	6	8	8	9	0	0	0
5	D	Jair Benitez	13	13	1155	0	1	2	0	10	22	0	0	2	0
2	M-D	Daniel Hernandez	7	5	526	0	1	3	0	13	6	0	0	1	0
24	D	Heath Pearce	6	5	478	0	1	6	1	6	2	0	0	1	0
5	D-M	Marcelo Saragosa	9	8	616	0	1	2	1	13	13	0	0	3	1
30	GK	Ray Burse	17	16	1503	0	0	0	0	0	5	0	0	1	0
17	M	Marvin Chavez	7	3	233	0	0	2	0	6	4	1	0	1	0
15	D	Kyle Davies (TOT)	11	10	795	0	0	2	2	6	5	0	0	0	0
15	D	Kyle Davies (DAL)	11	10	795	0	0	2	2	6	5	0	0	0	0
2	D-M	Michael Dello-Russo	2	2	162	0	0	0	0	1	1	0	0	0	0
8	M	Bruno Guarda	4	2	217	0	0	2	1	7	5	0	0	2	0
18	F	Peri Marosevic	4	0	47	0	0	1	0	1	1	0	0	0	0
17	D	*Aaron Pitchkolan	1	0	45	0	0	0	0	2	0	0	0	1	0
25	D	Steve Purdy	5	4	338	0	0	2	0	2	1	0	0	1	0
44	GK	Dario Sala	14	14	1195	0	0	2	1	2	3	0	0	2	1
21	F-M	Alvaro Sanchez	3	2	197	0	0	4	2	0	1	0	2	0	0
4	D	Daniel Torres	15	8	886	0	0	1	0	10	7	0	0	1	1
19	D	Blake Wagner	15	8	789	0	0	5	0	10	14	0	0	1	0
26	D-M	Anthony Wallace	7	6	498	0	0	4	1	2	1	1	0	0	0
22	GK	Josh Lambo	0	0	0	0	0	0	0	0	0	0	0	0	0
Own-goals received						1									
Team totals			30	30	2700	50	49	376	164	299	362	74	146	52	5
Opponent totals			30	30	2700	47	42	367	155	362	299	106	156	61	7

GAME-WINNING GOALS: Jeff Cunningham 7, Kenny Cooper 2, Ugo Ihemelu 1, Atiba Harris 1

GAME-WINNING ASSISTS: Dave van den Bergh 3, Dax McCarty 3, Atiba Harris 3, David Ferreira 3, Jair Benitez 1

PENALTY KICK GOALS/ATTEMPTS: Jeff Cunningham 1-3, Kenny Cooper 2-2

### FC DALLAS INDIVIDUAL GOALKEEPING

UNF	POS	GOALKEEPER	GP	GS	MIN	SHTS	SV	GA	GAA	PG	PA	W	L	T	SO
44	GK	Dario Sala	14	14	1195	63	43	20	1.51	2	2	7	5	1	4
30	GK	Ray Burse	17	16	1503	92	62	27	1.62	2	2	4	8	5	1
Team totals			30	30	2700	155	105	47	1.57	4	4	11	13	6	5
Opponent totals			30	30	2700	164	111	50	1.67	3	5	13	11	6	5

# 2009 Game-by-game

## Finished fifth in the Western Conference

DATE	OPPONENT	RESULT	ATT.	W-L-T	POS.	PTS	NOTES:
03/21/2009	Chicago	L 1-3	15,905	0-1-0	T4	0	DAL: Cooper (9); CHI: Mapp (38) McBride (51) Blanco (90)
03/29/2009	Chivas USA	L 0-2	6,524	0-2-0	T7	0	CHV: Lillingston (56) Stepanovic (75)
<b>MARCH RECORD:</b>		<b>0-2-0</b>					
04/04/2009	at New England	L 1-2	11,314	0-3-0	8	0	DAL: Cooper (38); NE: Nyassi (56) Ralston (80)
04/11/2009	at Toronto FC	T 1-1	20,272	0-3-1	8	1	DAL: Ricchetti (87); TOR: De Rosario (17)
04/19/2009	Toronto FC	W 3-2	6,813	1-3-1	7	4	DAL: Moor (25) Cooper (43,84); TOR: Serieux (45) Barrett (59)
04/25/2009	at Chivas USA	L 0-2	14,611	1-4-1	T7	4	CHV: Harris (68) Eskandarian (90)
<b>APRIL RECORD:</b>		<b>1-2-1</b>					
05/02/2009	at D.C. United	L 1-2	14,225	1-5-1	8	4	DAL: Rocha (28); DC: Moreno (56,66)
05/09/2009	at Houston	L 0-1	16,932	1-6-1	8	4	HOU: Kamara (58)
05/16/2009	Seattle	T 1-1	8,247	1-6-2	T7	5	DAL: Rocha (45); SEA: Hurtado (18)
05/23/2009	Los Angeles	T 1-1	9,595	1-6-3	7	6	DAL: Moor (31); LA: Donovan (3)
05/31/2009	at Chicago	W 3-0	13,120	2-6-3	7	9	DAL: Cunningham (15) own goal (34) Cooper (80)
<b>MAY RECORD:</b>		<b>1-2-1</b>					
06/07/2009	San Jose	T 2-2	5,724	2-6-4	7	10	DAL: Ferreira (29) Cooper (87); SJ: own goal (60) Alvarez (82)
06/13/2009	Houston	L 1-3	8,580	2-7-4	7	10	DAL: Moor (66); HOU: Weaver (12,63) Mulrooney (36)
06/20/2009	Columbus	W 2-1	8,041	3-7-4	7	13	DAL: Avila (80) Cooper (87); CLB: Brunner (17)
06/24/2009	at Colorado	T 1-1	10,583	3-7-5	7	14	DAL: Ferreira (37); COL: Cummings (84)
<b>JUNE RECORD:</b>		<b>1-1-2</b>					
07/04/2009	New York	W 2-1	14,327	4-7-5	7	17	DAL: Cunningham (15,17); NY: Angel (43)
07/11/2009	at Colorado	L 0-1	8,128	4-8-5	7	17	COL: Kimura (79)
07/24/2009	at Real Salt Lake	L 2-4	18,822	4-9-5	7	17	DAL: Cunningham (13) van den Bergh (21); RSL: Movsisyan (55,90) Findley (62) own goal (88)
<b>JULY RECORD:</b>		<b>1-2-0</b>					
08/01/2009	Kansas City	W 6-0	10,317	5-9-5	7	20	DAL: Cunningham (38,66,76,89) Ferreira (42,78)
08/06/2009	Houston	W 1-0	7,442	6-9-5	T6	23	DAL: Cunningham (20)
08/15/2009	at Columbus	L 0-2	19,115	6-10-5	7	23	CLB: Marshall (10) Gaven (87)
08/23/2009	at New York	L 2-3	9,648	6-11-5	7	23	DAL: McCarty (19) van den Bergh (72); NY: Angel (4,88) Richards (27)
<b>AUGUST RECORD:</b>		<b>2-2-0</b>					
09/05/2009	D.C. United	T 2-2	10,219	6-11-6	7	24	DAL: Cunningham (17) Ferreira (50); DC: Burch (44) Moreno (58)
09/12/2009	at Los Angeles	W 6-3	18,148	7-11-6	7	27	DAL: van den Bergh (7) Cunningham (25,86) McCarty (71) Harris (82) Ferreira (83); LA: own goal (26) DeLaGarza (42) Buddle (90)
09/19/2009	at Kansas City	L 2-3	10,385	7-12-6	7	27	DAL: McCarty (44) Cunningham (54); KC: Hirsig (9) Wolff (77) Conrad (80)
09/26/2009	Real Salt Lake	W 3-0	8,623	8-12-6	7	30	DAL: Cunningham (5,87) Ferreira (10)
09/30/2009	New England	W 1-0	51,012	9-12-6	7	33	DAL: Cunningham (71)
<b>SEPTEMBER RECORD:</b>		<b>3-1-1</b>					
10/07/2009	at San Jose	W 2-1	9,023	10-12-6	6	36	DAL: Ferreira (49) Cunningham (82); SJ: Amarikwa (73)
10/17/2009	Colorado	W 2-1	15,243	11-12-6	6	39	DAL: John (4) Ihemelu (66); COL: Noonan (71)
10/24/2009	at Seattle	L 1-2	33,108	11-13-6	7	39	DAL: Harris (14); SEA: Jaqua (61) Evans (84)
<b>OCTOBER RECORD:</b>		<b>2-1-0</b>					

### PLAYOFFS:

None

### FINAL REGULAR SEASON STANDINGS

#### EASTERN CONFERENCE

	OVERALL								HOME				ROAD					
	GP	W	L	T	PTS	GF	GA	GD	W	L	T	GF	GA	W	L	T	GF	GA
Columbus	30	13	7	10	49	41	31	10	9	2	4	25	15	4	5	6	16	16
Chicago	30	11	7	12	45	39	34	5	5	4	6	16	17	6	3	6	23	17
New England	30	11	10	9	42	33	37	-4	7	4	4	22	16	4	6	5	11	21
D.C. United	30	9	8	13	40	43	44	-1	7	3	5	19	14	2	5	8	24	30
Toronto FC	30	10	11	9	39	37	46	-9	8	3	4	20	14	2	8	5	17	32
Kansas City	30	8	13	9	33	33	42	-9	4	6	5	18	20	4	7	4	15	22
New York	30	5	19	6	21	27	47	-20	5	6	4	24	20	0	13	2	3	27

#### WESTERN CONFERENCE

	OVERALL								HOME					ROAD				
	GP	W	L	T	PTS	GF	GA	GD	W	L	T	GF	GA	W	L	T	GF	GA
Los Angeles	30	12	6	12	48	36	31	5	7	4	4	18	17	5	2	8	18	14
Houston	30	13	8	9	48	39	29	10	8	1	6	23	13	5	7	3	16	16
Seattle	30	12	7	11	47	38	29	9	7	2	6	21	10	5	5	5	17	19
Chivas USA	30	13	11	6	45	34	31	3	9	3	3	25	14	4	8	3	9	17
Real Salt Lake	30	11	12	7	40	43	35	8	9	1	5	34	11	2	11	2	9	24
Colorado	30	10	10	10	40	42	38	4	8	2	5	25	10	2	8	5	17	28
FC Dallas	30	11	13	6	39	50	47	3	8	3	4	28	19	3	10	2	22	28
San Jose	30	7	14	9	30	36	50	-14	6	5	4	22	21	1	9	5	14	29

## 2008 Season (8-10-12, 36 pts)



### HEAD COACH

Schellas Hyndman: 4-5-8

Marco Ferruzzi: 2-2-1

Steve Morrow: 2-3-3

### PLAYOFFS

None.

### MLS HONORS

Kenny Cooper: MLS All-Star, Best XI,

Player of the Week (Week 18, 19)

MLS Comeback Player of the Year

Juan Tojo: MLS All-Star

### TEAM HONORS

Kenny Cooper: MVP, Golden Boot

Pablo Ricchetti: Defender of the Year,

Humanitarian of the Year

### 2008 FC DALLAS FINAL STATISTICS

UNF	POS	PLAYER	GP	GS	MIN	G	A	SHT	SOG	FC	FS	OFF	CK	C	E
33	F	Kenny Cooper	30	30	2622	18	3	119	60	36	48	39	0	1	0
9	F	Jeff Cunningham(DAL)	11	11	951	5	2	24	12	7	8	20	0	1	0
25	F	Dominic Oduro	25	9	992	5	2	28	16	9	18	7	0	0	0
11	M	Andre Rocha	27	26	2151	3	8	47	21	52	22	1	60	6	1
12	F	*Arturo Alvarez	16	10	931	3	3	22	11	8	9	7	4	2	0
7	F	*Abe Thompson	13	4	427	3	1	12	8	7	2	5	0	0	0
8	M	Juan Toja	16	15	1283	2	2	21	13	32	23	4	0	3	0
14	D	Drew Moor	27	27	2430	2	1	18	5	17	29	0	0	5	0
5	M	Marcelo Saragosa	25	23	1809	1	2	14	4	41	34	1	0	8	1
8	M	Bruno Guarda	12	9	822	1	1	10	6	17	21	4	3	2	0
17	D	Aaron Pitchkolan	21	15	1345	1	0	6	4	12	8	1	0	2	1
12	M	Victor Sikora	5	4	274	1	0	4	1	5	7	1	6	1	0
15	D	Adrian Serrioux	24	24	1926	0	4	8	0	22	35	0	0	3	1
6	M	Pablo Ricchetti	27	25	2252	0	3	10	2	34	16	0	0	5	2
24	M	Eric Avila	14	3	508	0	2	4	1	8	10	0	2	1	0
13	M	Dax McCarty	17	8	821	0	2	2	3	7	2	27	1	0	0
4	D	Duilio Davino	23	22	1958	0	1	5	2	14	6	0	0	3	0
19	M	Bobby Rhine	7	6	472	0	1	7	2	7	10	0	7	2	1
10	F	Ricardinho	7	1	137	0	1	6	3	6	7	1	1	0	0
28	M	Chase Wileman	2	0	47	0	1	1	0	0	0	0	0	0	0
30	GK	Ray Burse	2	2	180	0	0	0	0	0	0	0	0	0	0
2	D	Michael Dello-Russo	8	1	288	0	0	5	2	5	2	1	7	0	0
44	GK	Dario Sala	28	28	2520	0	0	0	0	3	8	0	0	3	0
20	M-D	Brek Shea	2	0	17	0	0	0	0	1	0	0	0	1	0
23	D	Blake Wagner	24	23	2068	0	0	6	0	22	29	1	0	2	0
26	M	Anthony Wallace	5	4	259	0	0	0	0	2	2	0	0	0	0
31	M	Jamie Watson	1	0	11	0	0	0	0	1	0	0	0	0	0
27	D	Andrew Daniels	0	0	0	0	0	0	0	0	0	0	0	0	0
22	GK	Josh Lambo	0	0	0	0	0	0	0	0	0	0	0	0	0
32	F	Jeff Rowland	0	0	0	0	0	0	0	0	0	0	0	0	0
29	F	Spencer Wadsworth	0	0	0	0	0	0	0	0	0	0	0	0	0
16	D	David Wagenfuhr	0	0	0	0	0	0	0	0	0	0	0	0	0
Team totals			30	30	2700	45	40	379	175	371	380	95	117	52	7
Opponent totals			30	30	2700	41	44	373	147	380	371	65	174	47	6

GAME-WINNING GOALS: Kenny Cooper 4, Andre Rocha 1, Aaron Pitchkolan 1, Dominic Oduro 1, Arturo Alvarez 1

GAME-WINNING ASSISTS: Andre Rocha 4, Dax McCarty 1, Ricardinho 1

PENALTY KICK GOALS/ATTEMPTS: Kenny Cooper 4-4

### FC DALLAS INDIVIDUAL GOALKEEPING

UNF	POS	GOALKEEPER	GP	GS	MIN	SHTS	SV	GA	GAA	PG	PA	W	L	T	SC
44	GK	Dario Sala	28	28	2520	131	92	37	1.32	1	1	8	8	12	7
30	GK	Ray Burse	2	2	180	16	12	4	2.00	1	1	0	2	0	0
Team totals			30	30	2700	147	104	41	1.37	2	2	8	10	12	7
Opponent totals			30	30	2700	175	126	45	1.50	4	4	10	8	12	4

\* = Played with other teams in 2008. Only FC Dallas statistics listed here.



## 2008 Game-by-game

### Finished fifth in the Western Conference

DATE	OPPONENT	RESULT	ATT.	W-L-T	POS.	PTS	NOTES:
03/30/2008	Chivas USA	T 1-1	17,540	0-0-1	T2	1	DAL: Toja (21); CHV: Galindo (84)
<b>MARCH RECORD: 0-0-1</b>							
04/06/2008	at Houston	T 3-3	20,102	0-0-2	4	2	DAL: Cooper (35,45) Alvarez (57); HOU: Caraccio (21) own goal (57) Cameron (90)
04/12/2008	New York	W 2-0	11,564	1-0-2	2	5	DAL: Alvarez (1) Cooper (66)
04/20/2008	at Chivas USA	W 2-0	10,237	2-0-2	1	8	DAL: Cooper (5) Thompson (80)
04/24/2008	New England	L 0-1	10,453	2-1-2	1	8	NE: Smith (72)
<b>APRIL RECORD: 2-1-1</b>							
05/03/2008	at San Jose	T 0-0	10,515	2-1-3	1	9	--
05/10/2008	at Real Salt Lake	L 1-2	12,173	2-2-3	T1	9	DAL: Cooper (56); RSL: Morales (28) Beckerman (73)
05/18/2008	Los Angeles	L 1-5	22,331	2-3-3	4	9	DAL: Oduro (54); LA: Klein (25) Buddle (31,39,85) own goal (34)
05/24/2008	Real Salt Lake	W 2-1	8,960	3-3-3	T2	12	DAL: Oduro (82,90); RSL: Espindola (69)
05/28/2008	Houston	T 2-2	8,541	3-3-4	2	13	DAL: Cooper (35) Moor (69); HOU: Ashe (59) De Rosario (90)
<b>MAY RECORD: 1-2-2</b>							
06/01/2008	at Colorado	L 1-2	12,120	3-4-4	5	13	DAL: Oduro (44); COL: Casey (7) McManus (72)
06/06/2008	at New England	L 1-2	54,045	3-5-4	5	13	DAL: Alvarez (90); NE: Cristman (5) Ralston (22)
06/15/2008	Chicago	W 1-0	14,738	4-5-4	3	16	DAL: Cooper (17)
06/21/2008	at New York	L 0-1	16,427	4-6-4	T5	16	NY: Goldthwaite (16)
06/26/2008	at Houston	T 1-1	16,933	4-6-5	T4	17	DAL: Cooper (62); HOU: Ching (21)
<b>JUNE RECORD: 1-3-1</b>							
07/04/2008	Kansas City	T 1-1	16,765	4-6-6	T5	18	DAL: Thompson (90); KC: Sealy (39)
07/19/2008	Colorado	T 2-2	12,289	4-6-7	6	19	DAL: Cooper (49) Toja (64); COL: H. Gomez (5) Casey (67)
07/27/2008	Los Angeles	W 4-0	21,020	5-6-7	T4	22	DAL: Cooper (15,16) Oduro (36) Thompson (89)
<b>JULY RECORD: 1-0-2</b>							
08/03/2008	at Toronto FC	W 2-0	20,247	6-6-7	3	25	DAL: Cooper (81,90)
08/16/2008	at Columbus	L 1-2	17,647	6-7-7	3	25	DAL: Cunningham (35); CLB: Carroll (62) Evans (65)
08/23/2008	at Kansas City	T 1-1	9,825	6-7-8	3	26	DAL: Rocha (7); KC: Conrad (90)
08/30/2008	Columbus	L 1-2	10,590	6-8-8	4	26	DAL: Cunningham (35); CLB: Moreno (37) Gaven (40)
<b>AUGUST RECORD: 1-2-1</b>							
09/04/2008	Colorado	L 0-1	7,140	6-9-8	5	26	COL: Petke (60)
09/13/2008	at D.C. United	T 2-2	19,890	6-9-9	T5	27	DAL: Cooper (9) Rocha (79); DC: Moreno (26) Quaranta (69)
09/21/2008	at Chicago	W 4-1	16,923	7-9-9	5	30	DAL: Cunningham (2,61) Pitchkolan (43) Guarda (45); CHI: McBride (90)
09/28/2008	D.C. United	W 3-0	12,138	8-9-9	5	33	DAL: Rocha (9) Cunningham (56) Cooper (90)
<b>SEPTEMBER RECORD: 2-1-1</b>							
10/02/2008	San Jose	T 1-1	7,173	8-9-10	T3	34	DAL: Cooper (89); SJ: Johnson (58)
10/11/2008	Toronto FC	T 2-2	14,114	8-9-11	4	35	DAL: Cooper (34,90); TOR: Velez (72) Wynne (88)
10/18/2008	at Real Salt Lake	L 1-3	17,628	8-10-1	4	35	DAL: Saragosa (7); RSL: Movsisyan (35) Johnson (53) Findley (86)
10/26/2008	at Los Angeles	T 2-2	27,000	8-10-1	5	36	DAL: Moor (34) Sikora (39); LA: Buddle (21) Donovan (79)
<b>OCTOBER RECORD: 0-1-3</b>							

#### PLAYOFFS:

None

#### FINAL REGULAR SEASON STANDINGS

##### EASTERN CONFERENCE

	OVERALL								HOME					ROAD				
	GP	W	L	T	PTS	GF	GA	GD	W	L	T	GF	GA	W	L	T	GF	GA
Columbus	30	17	7	6	57	50	36	14	11	2	2	30	15	6	5	4	20	21
Chicago	30	13	10	7	46	44	33	11	7	5	3	23	17	6	5	4	21	16
New England	30	12	11	7	43	40	43	-3	6	5	4	24	20	6	6	3	16	23
Kansas City	30	11	10	9	42	37	39	-2	9	2	4	22	15	2	8	5	15	24
New York	30	10	11	9	39	42	48	-6	9	3	3	30	20	1	8	6	12	28
D.C. United	30	11	15	4	37	43	51	-8	9	4	2	32	19	2	11	2	11	32
Toronto FC	30	9	13	8	35	34	43	-9	6	2	7	17	12	3	11	1	17	31

##### WESTERN CONFERENCE

	OVERALL								HOME					ROAD				
	GP	W	L	T	PTS	GF	GA	GD	W	L	T	GF	GA	W	L	T	GF	GA
Houston	30	13	5	12	51	45	32	13	10	1	4	30	14	3	4	8	15	18
Chivas USA	30	12	11	7	43	40	41	-1	7	4	4	21	15	5	7	3	19	26
Real Salt Lake	30	10	10	10	40	40	9	1	8	1	6	24	10	2	9	4	16	29
Colorado	30	11	14	5	38	44	45	-1	7	5	3	22	14	4	9	2	22	31
FC Dallas	30	8	10	12	36	45	41	4	5	4	6	23	19	3	6	6	22	22
Los Angeles	30	8	13	9	33	55	62	-7	6	4	5	35	27	2	9	4	20	35
San Jose	30	8	13	9	33	32	38	-6	6	5	4	22	19	2	8	5	10	19

## 2007 Season (13-12-5, 44 pts)



### HEAD COACH

Steve Morrow: 13-12-5

### PLAYOFFS

Lost to Houston in quarterfinals.

### MLS HONORS

Juan Tojo: MLS All-Star, Player of the Week (Week 15)

Abe Thompson: MLS Player of the Week (Week 27)

### TEAM HONORS

Juan Tojo: MVP

Carlos Ruiz: Golden Boot

Clarence Goodson: Defender of the Year

Bobby Rhine: Humanitarian of the Year

### 2007 FC DALLAS FINAL STATISTICS

UNF	POS	PLAYER	GP	GS	MIN	G	A	SHT	SOG	FC	FS	OFF	CK	C	E
20	F	Carlos Ruiz	22	19	1722	7	2	59	25	46	41	23	0	9	1
8	M	Juan Toja	27	27	2388	6	1	33	16	83	41	6	2	4	0
7	F	Abe Thompson	24	15	1227	5	4	19	11	14	10	13	0	2	0
33	F	Kenny Cooper	14	12	1068	4	2	33	16	16	19	9	0	0	0
12	M	Arturo Alvarez	27	21	1898	3	3	61	30	35	34	5	44	2	0
10	M	*Ramon Nunez	13	10	1001	3	2	36	12	6	23	0	27	0	0
25	F	Dominic Oduro	29	10	1163	3	2	24	13	16	23	17	0	3	0
14	D	Drew Moor	28	28	2495	2	0	7	3	17	30	1	1	3	0
13	M	Dax McCarty	25	18	1604	1	7	13	5	12	46	0	25	0	0
4	D	Chris Gbandi	21	19	1701	1	2	5	3	24	11	2	1	7	1
11	D	Clarence Goodson	27	27	2297	1	1	9	5	36	37	0	0	6	0
10	M	Denilson	8	7	606	1	0	14	4	10	21	2	15	3	0
6	M	Pablo Ricchetti	19	19	1600	0	3	6	2	31	18	0	0	7	0
5	M	Marcelo Saragosa	13	10	800	0	2	3	1	33	17	0	0	4	1
34	F	Ricardinho	8	3	279	0	1	5	2	5	7	3	0	0	0
30	GK	Ray Burse	6	6	540	0	0	0	0	0	1	0	0	0	0
22	D	Michael Dello-Russo	1	1	90	0	0	0	0	0	0	0	0	0	0
1	GK	Shaka Hislop	6	6	540	0	0	0	0	0	0	0	0	0	0
17	M-D	Aaron Pitchkolan	16	11	1142	0	0	6	1	21	4	1	0	4	0
19	D	Bobby Rhine	19	7	862	0	0	5	1	6	9	0	0	2	1
48	GK	Dario Sala	18	18	1620	0	0	0	0	0	4	0	0	3	0
15	D	Adrian Serrioux	10	10	806	0	0	6	2	16	11	0	0	1	0
16	D	David Wagenfuhr	13	10	828	0	0	1	0	16	9	0	0	1	0
23	D	Blake Wagner	1	1	90	0	0	0	0	0	0	0	0	0	0
26	M	Anthony Wallace	1	1	69	0	0	0	0	2	0	0	0	0	0
21	D	Alex Yi	15	14	1178	0	0	5	2	20	7	0	0	3	0
24	M	Sebastian Botero	0	0	0	0	0	0	0	0	0	0	0	0	0
27	D	Andrew Daniels	0	0	0	0	0	0	0	0	0	0	0	0	0
31	M	Sandy Gbandi	0	0	0	0	0	0	0	0	0	0	0	0	0
0	F	Fuad Ibrahim	0	0	0	0	0	0	0	0	0	0	0	0	0
29	M	Scott Jones	0	0	0	0	0	0	0	0	0	0	0	0	0
28	M	Chase Wileman	0	0	0	0	0	0	0	0	0	0	0	0	0
Team totals			30	30	2700	37	32	350	154	465	445	82	115	64	4
Opponent totals			30	30	2700	44	43	381	158	445	465	100	175	57	4

GAME-WINNING GOALS: Juan Toja 3, Abe Thompson 2, Ramon Nunez 2, Six players tied with 1.

GAME-WINNING ASSISTS: Ramon Nunez 2, Dax McCarty 2, Abe Thompson 1, Marcelo Saragosa 1, Pablo Ricchetti 1, Arturo Alvarez 1

PENALTY KICK GOALS/ATTEMPTS: Abe Thompson 2-2, Carlos Ruiz 1-1, Denilson 1-1, Kenny Cooper 1-1

### FC DALLAS INDIVIDUAL GOALKEEPING

UNF	POS	GOALKEEPER	GP	GS	MIN	SHTS	SV	GA	GAA	PG	PA	W	L	T	SC
30	GK	Ray Burse	6	6	540	29	23	6	1.00	1	1	3	2	1	2
1	GK	Shaka Hislop	6	6	540	32	23	9	1.50	0	0	2	3	1	0
48	GK	Dario Sala	18	18	1620	97	64	29	1.61	2	2	8	7	3	5
Team totals			30	30	2700	158	110	44	1.47	3	3	13	12	5	7
Opponent totals			30	30	2700	154	112	37	1.23	5	5	12	13	5	11

\* = Played with other teams in 2007. Only FC Dallas statistics listed here.

## 2007 Game-by-game

### Finished third in the Western Conference

DATE	OPPONENT	RESULT	ATT.	W-L-T	POS.	PTS	NOTES:
04/07/2007	at Real Salt Lake	T 2-2	18,678	0-0-1	T3	1	DAL: Cooper (19) Ruiz (90); RSL: Cunningham (29,51)
04/12/2007	at Los Angeles	W 2-1	23,596	1-0-1	1	4	DAL: Ruiz (35) Cooper (43); LA: Findley (86)
04/15/2007	at New York	L 0-3	8,865	1-1-1	T1	4	NY: Altidore (18) Mathis (34) van den Bergh (90)
04/22/2007	Colorado	W 3-1	20,500	2-1-1	1	7	DAL: Nunez (29,78) Oduro (90); COL: Kirovski (34)
04/26/2007	New York	L 0-1	14,087	2-2-1	1	7	NY: Freeman (79)
04/29/2007	New England	L 0-1	9,165	2-3-1	1	7	NE: Twellman (13)
<b>APRIL RECORD:</b>		<b>2-2-1</b>					
05/12/2007	at Kansas City	W 2-1	10,141	3-3-1	1	10	DAL: Cooper (19) Toja (45); KC: Harrington (90)
05/17/2007	at Chicago	W 2-1	12,164	4-3-1	1	13	DAL: Cooper (24) Toja (60); CHI: Carr (73)
05/20/2007	Real Salt Lake	W 2-1	16,576	5-3-1	1	16	DAL: Alvarez (26) C. Gbandi (82); RSL: Adu (68)
05/26/2007	at Chivas USA	L 0-2	8,756	5-4-1	1	16	CHV: Galindo (50) Razov (90)
<b>MAY RECORD:</b>		<b>3-1-0</b>					
06/03/2007	at Houston	L 1-2	13,199	5-5-1	1	16	DAL: Thompson (32); HOU: Clark (51) Ngwenya (66)
06/09/2007	Los Angeles	W 3-1	14,640	6-5-1	1	19	DAL: Toja (24) Thompson (53) Moor (73); LA: Findley (41)
06/14/2007	at Real Salt Lake	W 1-0	16,278	7-5-1	1	22	DAL: Oduro (90)
06/17/2007	at Toronto FC	L 0-4	20,156	7-6-1	1	22	TOR: Edu (22) Dichio (25) Robinson (65) Cunningham (90)
06/23/2007	at Colorado	W 1-0	16,128	8-6-1	1	25	DAL: Toja (62)
06/30/2007	Houston	T 0-0	13,887	8-6-2	1	26	--
<b>JUNE RECORD:</b>		<b>3-2-1</b>					
07/04/2007	Chivas USA	W 2-0	15,773	9-6-2	1	29	DAL: Nunez (41) Oduro (86)
07/14/2007	at D.C. United	T 3-3	20,952	9-6-3	2	30	DAL: Ruiz (51) Toja (71,81); DC: Emilio (8,47) Fred (45)
<b>JULY RECORD:</b>		<b>1-0-1</b>					
08/04/2007	Colorado	W 1-0	12,820	10-6-3	2	33	DAL: Moor (31)
08/11/2007	Columbus	W 3-2	14,818	11-6-3	1	36	DAL: Alvarez (60) Ruiz (80) Goodson (90); CLB: Gonzalez (6) Herron (74)
08/19/2007	at Houston	L 0-1	19,501	11-7-3	2	36	HOU: Ching (42)
<b>AUGUST RECORD:</b>		<b>2-1-0</b>					
09/01/2007	D.C. United	L 0-4	15,747	11-8-3	T2	36	DC: Olsen (4,45) Gomez (47) Fred (49)
09/08/2007	Toronto FC	W 2-0	16,790	12-8-3	2	39	DAL: Denilson (36) Thompson (87)
09/15/2007	at New England	L 2-4	15,289	12-9-3	3	39	DAL: Ruiz (35,84); NE: Noonan (29,65) Ralston (78) Smith (90)
09/20/2007	Chicago	T 1-1	15,059	12-9-4	3	40	DAL: Ruiz (90); CHI: Rolfe (56)
09/23/2007	at Los Angeles	L 1-2	27,000	12-10-4	3	40	DAL: McCarty (11); LA: Donovan (25) Klein (72)
09/30/2007	Houston	L 0-3	17,366	12-11-4	3	40	HOU: De Rosario (45) Robinson (62) Holden (84)
<b>SEPTEMBER RECORD:</b>		<b>1-4-1</b>					
10/06/2007	at Columbus	W 3-1	19,517	13-11-4	3	43	DAL: Alvarez (48) Thompson (86,89); CLB: Gaven (31)
10/11/2007	Chivas USA	T 0-0	9,454	13-11-5	3	44	--
10/20/2007	Kansas City	L 0-2	20,500	13-12-5	3	44	KC: Sealy (39,55)
<b>OCTOBER RECORD:</b>		<b>1-1-1</b>					

#### PLAYOFFS:

DATE	OPPONENT	RESULT	ATT.	W-L-T	RND.	NOTES:
10/27/2007	Houston	W 1-0	12,537	1-0-0	QTR	DAL: Goodson (23)
11/2/2007	@ Houston	L 1-4 (OT)	30,088	1-1-0	QTR	DAL: Ruiz (14); HOU: Holden (66), Ching (72, 97), Davis (100)

#### FINAL REGULAR SEASON STANDINGS

##### EASTERN CONFERENCE

	OVERALL								HOME						ROAD					
	GP	W	L	T	PTS	GF	GA	GD	W	L	T	GF	GA	W	L	T	GF	GA		
D.C. United	30	16	7	7	55	56	34	22	10	2	3	37	22	6	5	4	19	12		
New England	30	14	8	8	50	51	43	8	8	3	4	32	21	6	5	4	19	22		
New York	30	12	11	7	43	47	45	2	9	3	3	30	16	3	8	4	17	29		
Chicago	30	10	10	10	40	31	36	-5	6	3	6	16	15	4	7	4	15	21		
Kansas City	30	11	12	7	40	45	45	0	7	5	3	22	18	4	7	4	23	27		
Columbus	30	9	11	10	37	39	44	-5	5	5	5	17	17	4	6	5	22	27		
Toronto FC	30	6	17	7	25	25	49	-24	5	7	3	17	18	1	10	4	8	31		

##### WESTERN CONFERENCE

	OVERALL								HOME					ROAD				
	GP	W	L	T	PTS	GF	GA	GD	W	L	T	GF	GA	W	L	T	GF	GA
Chivas USA	30	15	7	8	53	46	28	18	10	1	4	28	8	5	6	4	18	20
Houston	30	15	8	7	52	43	23	20	8	3	4	22	11	7	5	3	21	12
FC Dallas	30	13	12	5	44	37	44	-7	7	5	3	17	17	6	7	2	20	27
Colorado	30	9	13	8	35	29	34	-5	6	4	5	16	11	3	9	3	13	23
Los Angeles	30	9	14	7	34	38	48	-10	6	6	3	25	25	3	8	4	13	23
Real Salt Lake	30	6	15	9	27	31	45	-14	4	7	4	18	22	2	8	5	13	23

## 2006 Season (16-12-4, 52 pts)



### HEAD COACH

Colin Clarke: 16-2-12

### PLAYOFFS

Lost to Colorado in quarterfinals.

### MLS HONORS

Richard Mulrooney: MLS All-Star,  
MLS Comeback Player of the Year,  
Commissioner's Pick.

Carlos Ruiz: MLS Player of the Month (May)

Kenny Cooper: MLS Player of the Week (16)

Ronnie O'Brien: MLS All-Star Reserve

### TEAM HONORS

Kenny Cooper: MVP

Carlos Ruiz: Golden Boot

Chris Gbandi: Defender of the Year

Richard Mullrooney: Humanitarian of the Year

### 2006 FC DALLAS FINAL STATISTICS

UNF	POS	PLAYER	GP	GS	MIN	G	A	SHT	SOG	FC	FS	OFF	CK	C	E
20	F	Carlos Ruiz	27	25	2113	13	5	54	29	54	72	32	2	6	0
33	F	Kenny Cooper	31	29	2453	11	4	65	30	39	59	23	2	3	0
10	M	Ramon Nunez	25	20	1661	6	4	51	15	15	35	5	26	4	0
12	M	Arturo Alvarez	19	6	578	3	1	17	11	14	6	2	10	2	0
9	F	Roberto Mina	16	9	883	3	1	26	14	24	21	3	1	2	0
7	F	Abe Thompson	14	7	674	2	6	10	5	12	6	17	0	2	0
19	D	Bobby Rhine	30	30	2593	2	2	13	5	23	26	0	0	7	1
6	M	Ronnie O'Brien	27	26	2331	1	11	69	24	45	24	7	39	4	0
8	M	Richard Mulrooney	25	23	2075	1	9	12	5	21	29	4	29	1	0
3	D	Greg Vanney	28	28	2510	1	2	9	3	23	9	0	2	3	0
14	D	Drew Moor	27	26	2280	1	1	12	5	25	20	2	0	6	0
15	M	Mark Wilson	12	7	582	1	1	7	2	7	9	0	0	0	0
25	F	Dominic Oduro	16	3	413	1	0	9	3	10	6	5	0	0	0
27	M	Aaron Pitchkolan	10	0	94	1	0	2	1	3	0	0	0	1	0
16	D	David Wagenfuhr	13	5	495	1	0	6	2	13	7	0	0	0	0
4	D	Chris Gbandi	28	27	2393	0	2	14	7	25	28	4	0	3	1
48	GK	Dario Sala	28	28	2475	0	1	0	0	1	4	0	0	3	0
17	M	Simo Valakari	31	30	2608	0	1	10	3	81	23	0	0	6	0
00	GK	Jeff Cassar	1	0	45	0	0	0	0	0	0	0	0	0	0
11	D	Clarence Goodson	13	9	866	0	0	8	3	11	8	1	1	3	0
1	GK	Shaka Hislop	4	4	360	0	0	0	0	0	0	0	0	0	0
13	M	Dax McCarty	2	0	12	0	0	0	0	2	0	0	0	0	0
24	M	Justin Moore	2	1	159	0	0	0	0	1	1	0	0	0	0
*5	M	Marcelo Saragosa	7	3	291	0	0	2	0	13	8	0	0	0	0
21	D	Alex Yi	11	6	667	0	0	2	1	14	3	0	0	2	0
30	GK	Ray Burse	0	0	0	0	0	0	0	0	0	0	0	0	0
22	D	Michael Dello-Russo	0	0	0	0	0	0	0	0	0	0	0	0	0
18	F	Alex Smith	0	0	0	0	0	0	0	0	0	0	0	0	0
23	D	Blake Wagner	0	0	0	0	0	0	0	0	0	0	0	0	0
Team totals			32	32	2880	48	51	398	168	476	419	105	112	58	2
Opponent totals			32	32	2880	44	44	379	157	426	458	123	150	41	4

GAME-WINNING GOALS: Kenny Cooper 6, Carlos Ruiz 2, Ramon Nunez 2, Six players tied with 1.

GAME-WINNING ASSISTS: Ronnie O'Brien 4, Richard Mulrooney 4, Abe Thompson 2, Bobby Rhine 2, Chris Gbandi 2, Four players tied with 1.

PENALTY KICK GOALS/ATTEMPTS: None

### FC DALLAS INDIVIDUAL GOALKEEPING

UNF	POS	GOALKEEPER	GP	GS	MIN	SHTS	SV	GA	GAA	PG	PA	W	L	T	SC
00	GK	Jeff Cassar	1	0	45	3	3	0	0.00	0	0	0	0	0	0
48	GK	Dario Sala	28	28	2475	129	93	34	1.24	1	1	14	10	4	5
1	GK	Shaka Hislop	4	4	360	25	13	10	2.50	0	0	2	2	0	0
Team totals			32	32	2880	157	109	44	1.38	1	1	16	12	4	6
Opponent totals			32	32	2880	168	115	48	1.50	0	0	12	16	4	7

\* = Played with other teams in 2006. Only FC Dallas statistics listed here.



## 2006 Game-by-game

### Finished first in the Western Conference

DATE	OPPONENT	RESULT	ATT.	W-L-T	POS.	PTS	NOTES:
04/01/2006	Chicago	W 3-2	19,377	1-0-0	1	3	DAL: Alvarez (31) Mina (66) Cooper (70); CHI: Barrett (12) Rolfe (54)
04/08/2006	Real Salt Lake	W 2-1	14,712	2-0-0	1	6	DAL: Cooper (43) Wilson (57); RSL: Klein (36)
04/15/2006	at Colorado	T 2-2	8,160	2-0-1	1	7	DAL: Vanney (5) Mina (25); COL: Kirovski (39) own goal (45)
04/23/2006	Kansas City	W 2-1	17,429	3-0-1	1	10	DAL: Cooper (4) Pitchkolan (90); KC: Zotinka (90)
04/29/2006	at D.C. United	T 1-1	18,889	3-0-2	1	11	DAL: O'Brien (41); DC: Olsen (17)
<b>APRIL RECORD:</b>		<b>3-0-2</b>					
05/06/2006	at Houston	L 3-4	21,448	3-1-2	2	11	DAL: Ruiz (60) Nunez (61) Moor (76); HOU: Clark (31) Ching (35) De Rosario (45,67)
05/10/2006	Los Angeles	W 1-0	14,234	4-1-2	1	14	DAL: Ruiz (20)
05/13/2006	Houston	T 1-1	12,756	4-1-3	1	15	DAL: Ruiz (19); HOU: own goal (81)
05/20/2006	New England	W 4-0	18,090	5-1-3	1	18	DAL: Cooper (4) Ruiz (7,16) Nunez (19)
05/24/2006	at New York	W 2-1	52,425	6-1-3	1	21	DAL: Cooper (76) Ruiz (87); NY: Stammler (8)
<b>MAY RECORD:</b>		<b>3-1-1</b>					
06/03/2006	Columbus	L 1-2	11,085	6-2-3	1	21	DAL: Ruiz (90); CLB: Bisaku (75) Kotschau (89)
06/11/2006	Chivas USA	W 2-1	10,737	7-2-3	1	24	DAL: Ruiz (28) Mina (82); CHV: Razov (83)
06/24/2006	Colorado	W 1-0	13,280	8-2-3	1	27	DAL: Cooper (32)
06/28/2006	at New England	L 0-1	7,247	8-3-3	1	27	NE: Twellman (23)
<b>JUNE RECORD:</b>		<b>2-2-0</b>					
07/01/2006	at Chivas USA	L 0-3	10,112	8-4-3	1	27	CHV: Suarez (20,24) Bornstein (43)
07/04/2006	D.C. United	L 0-1	16,240	8-5-3	1	27	DC: Gomez (34)
07/08/2006	New York	W 2-1	10,430	9-5-3	1	30	DAL: Oduro (2) Wagenfuhr (33); NY: Magee (80)
07/15/2006	at Chicago	W 3-2	13,111	10-5-3	1	33	DAL: Nunez (8) Rhine (77) Cooper (80); CHI: Herron (54,60)
07/22/2006	at Real Salt Lake	W 1-0	20,227	11-5-3	1	36	DAL: Thompson (90)
07/29/2006	Colorado	W 4-1	18,329	12-5-3	1	39	DAL: Rhine (8) Nunez (71,74) Cooper (90); COL: Beckerman (34)
<b>JULY RECORD:</b>		<b>4-2-0</b>					
08/12/2006	at Houston	L 0-1	10,964	12-6-3	1	39	HOU: Waibel (37)
08/20/2006	at Los Angeles	L 0-2	21,967	12-7-3	1	39	LA: Donovan (26) Quaranta (45)
08/27/2006	at Kansas City	L 0-1	6,573	12-8-3	1	39	KC: Sealy (62)
08/30/2006	at Colorado	W 2-0	4,328	13-8-3	1	42	DAL: Nunez (25) Mulrooney (56)
<b>AUGUST RECORD:</b>		<b>1-3-0</b>					
09/02/2006	Houston	W 1-0	14,316	14-8-3	1	45	DAL: Alvarez (86)
09/09/2006	at Chivas USA	T 1-1	13,898	14-8-4	1	46	DAL: Cooper (55); CHV: Ju. Garcia (81)
09/13/2006	Chivas USA	L 0-1	10,224	14-9-4	1	46	CHV: Ju. Garcia (13)
09/16/2006	at Real Salt Lake	L 2-3	14,453	14-10-4	1	46	DAL: Ruiz (4,45); RSL: Williams (13) Klein (62) Kreis (72)
09/23/2006	Real Salt Lake	W 2-1	17,975	15-10-4	1	49	DAL: Ruiz (9) Cooper (14); RSL: Cunningham (48)
09/30/2006	at Columbus	L 1-3	13,505	15-11-4	1	49	DAL: Ruiz (90); CLB: Ngwenya (22) Thomas (66) Garey (76)
<b>SEPTEMBER RECORD:</b>		<b>2-3-1</b>					
10/07/2006	Los Angeles	W 2-1	20,500	16-11-4	1	52	DAL: Ruiz (30) Cooper (47); LA: Donovan (71)
10/14/2006	at Los Angeles	L 2-5	27,000	16-12-4	1	52	DAL: Thompson (14) Alvarez (80); LA: Donovan (25,38) Gomez (35) Jones (52) Quaranta (79)
<b>OCTOBER RECORD:</b>		<b>1-1-0</b>					

#### PLAYOFFS:

DATE	OPPONENT	RESULT	ATT.	W-L-T	RND.	NOTES:
10/21/2006	at Colorado	W 2-1	4,176	1-0-0	QTR	DAL: Ruiz (15) Thompson (55); COL: Cooke (23)
10/28/2006	Colorado	L 2-3 (OT)	15,486	1-1-0	QTR	DAL: Ruiz (48), Goodson (92); COL: Hernandez (57, 83), Mathis (114)

#### FINAL REGULAR SEASON STANDINGS

##### EASTERN CONFERENCE

	OVERALL								HOME					ROAD				
	GP	W	L	T	PTS	GF	GA	GD	W	L	T	GF	GA	W	L	T	GF	GA
D.C. United	32	15	7	10	55	52	38	14	9	3	4	31	22	6	4	6	21	16
New England	32	12	8	12	48	39	35	4	8	3	5	23	14	4	5	7	16	21
Chicago	32	13	11	8	47	43	41	2	8	4	4	25	20	5	7	4	18	21
New York	32	9	11	12	39	41	41	0	8	3	5	24	17	1	8	7	17	24
Kansas City	32	10	14	8	38	43	45	-2	7	4	5	31	24	3	10	3	12	21
Columbus	32	8	15	9	33	30	42	-12	4	6	6	16	16	4	9	3	14	26

##### WESTERN CONFERENCE

	OVERALL								HOME					ROAD				
	GP	W	L	T	PTS	GF	GA	GD	W	L	T	GF	GA	W	L	T	GF	GA
FC Dallas	32	16	12	4	52	48	44	4	12	3	1	28	14	4	9	3	20	30
Houston	32	11	8	13	46	44	40	4	8	3	5	27	19	3	5	8	17	21
Chivas USA	32	10	9	13	43	45	42	3	7	2	7	24	12	3	7	6	21	30
Colorado	32	11	13	8	41	36	49	-13	9	3	4	22	18	2	10	4	14	31
Los Angeles	32	11	15	6	39	37	37	0	6	6	4	19	15	5	9	2	18	22
Real Salt Lake	32	10	13	9	39	45	49	-4	6	4	6	23	19	4	9	3	22	30

## 2005 Season (13-10-9, 48 pts)



### HEAD COACH

Colin Clarke: 13-10-9

### PLAYOFFS

Lost to Colorado in quarterfinals.

### MLS HONORS

Ronnie O'Brien: MLS All-Star, MLS Select IX

Greg Vanney: MLS All-Star

Simo Valakari: MLS All-Star

Eddie Johnson: MLS All-Star

Carlos Ruiz: MLS All-Star, MLS Goal of the Decade

Colin Clakre (and staff): MLS All-Star

### TEAM HONORS

Ronnie O'Brien: MVP

Carlos Ruiz: Golden Boot

Greg Vanney: Defender of the Year

Richard Mulrooney: Humanitarian of the Year

### 2005 FC DALLAS FINAL STATISTICS

UNF	POS	PLAYER	GP	GS	MIN	G	A	SHT	SOG	FC	FS	OFF	CK	C	E
20	F	Carlos Ruiz	19	18	1549	11	2	63	30	38	47	36	1	2	0
9	F	Roberto Mina	21	15	1270	7	4	35	13	47	23	12	5	2	0
6	M	Ronnie O'Brien	28	28	2512	6	12	83	37	58	47	3	44	8	0
11	M	Ramon Nunez	21	12	1141	5	3	49	22	9	21	1	35	1	0
7	F	Eddie Johnson	15	13	1180	5	2	30	12	19	25	11	1	1	0
25	F	Abe Thompson	18	6	674	4	0	19	10	10	8	10	0	0	0
27	M	Aaron Pitchkolan	20	15	1442	3	1	16	7	29	22	4	0	3	0
19	D	Bobby Rhine	28	27	2438	2	8	25	9	32	22	1	1	4	0
12	M-F	Arturo Alvarez	24	15	1285	2	4	31	14	33	13	6	38	2	0
18	M	Richard Mulrooney	7	7	574	2	2	7	2	8	12	1	20	1	0
26	D	Clarence Goodson	29	28	2488	2	1	18	9	40	29	3	0	9	0
4	D	Chris Gbandi	17	17	1519	1	1	14	7	18	13	3	0	7	0
8	M	Oscar Pareja	18	6	646	1	1	9	6	17	16	1	1	3	0
3	M	Carey Talley	20	14	1092	0	3	11	4	17	16	2	0	2	1
16	D	David Wagenfuhr	19	15	1369	0	2	8	2	22	15	0	0	1	0
17	M	Simo Valakari	28	28	2471	0	1	8	1	78	28	0	0	8	0
21	D	Greg Vanney	25	25	2210	0	1	8	5	40	14	1	15	4	1
00	GK	Jeff Cassar	4	4	333	0	0	0	0	0	0	0	0	0	0
1	GK	Scott Garlick	28	27	2457	0	0	0	0	0	1	0	0	1	0
5	D	Steve Jolley	13	12	1057	0	0	4	2	16	8	1	0	1	0
23	M	Ty Maurin	3	0	17	0	0	0	0	0	0	0	0	0	0
14	D	Drew Moor	20	9	936	0	0	7	4	6	5	0	0	0	0
48	GK	Dario Sala	1	1	90	0	0	0	0	0	0	0	0	0	0
22	D	Philip Salyer	2	2	180	0	0	0	0	4	1	1	0	0	0
15	M	Mark Wilson	8	7	615	0	0	14	3	13	9	0	0	2	0
2	D	Alex Yi	1	1	66	0	0	1	0	3	3	0	0	1	0
30	GK	Chris Gomez	0	0	0	0	0	0	0	0	0	0	0	0	0
22	D	Winston Marshall	0	0	0	0	0	0	0	0	0	0	0	0	0
13	M	John Pulido	0	0	0	0	0	0	0	0	0	0	0	0	0
29	M	Mario Torres	0	0	0	0	0	0	0	0	0	0	0	0	0
Own-goals received					1										
Team totals			32	32	2880	52	48	460	199	557	403	97	161	63	2
Opponent totals			32	32	2880	44	47	367	158	419	546	98	133	48	4

GAME-WINNING GOALS: Carlos Ruiz 3, Roberto Mina 3, Ronnie O'Brien 2, Five players tied with 1.

GAME-WINNING ASSISTS: David Wagenfuhr 2, Seven players tied with 1.

PENALTY KICK GOALS/ATTEMPTS: Carlos Ruiz 3-3, Ramon Nunez 1-1

### FC DALLAS INDIVIDUAL GOALKEEPING

UNF	POS	GOALKEEPER	GP	GS	MIN	SHTS	SV	GA	GAA	PG	PA	W	L	T	SC
48	GK	Dario Sala	1	1	90	2	2	0	0.00	0	0	0	0	1	1
1	GK	Scott Garlick	28	27	2457	135	98	37	1.36	2	2	13	8	7	6
00	GK	Jeff Cassar	4	4	333	21	13	7	1.89	0	0	0	2	1	0
Team totals			32	32	2880	158	113	44	1.38	2	2	13	10	9	7
Opponent totals			32	32	2880	199	137	52	1.63	4	4	10	13	9	8

\* = Played with other teams in 2005. Only FC Dallas statistics listed here.

## 2005 Game-by-game

### Finished second in the Western Conference

DATE	OPPONENT	RESULT	ATT.	W-L-T	POS.	PTS	NOTES:
04/02/2005	Chicago	W 2-1	10,504	1-0-0	1	3	DAL: Mulrooney (2) Johnson (47); CHI: Gray (73)
04/09/2005	at Colorado	T 0-0	9,253	1-0-1	1	4	--
04/16/2005	at Chivas USA	W 3-1	12,697	2-0-1	1	7	DAL: O'Brien (40) Ruiz (85) Johnson (90); CHV: Martins (44)
04/23/2005	Real Salt Lake	W 3-0	9,134	3-0-1	1	10	DAL: Mulrooney (4) Johnson (35) Ruiz (63)
04/30/2005	at Los Angeles	L 0-2	20,021	3-1-1	1	10	LA: Donovan (9) Vagenas (39)
<b>APRIL RECORD:</b>		<b>3-1-1</b>					
05/07/2005	at Kansas City	T 3-3	10,007	3-1-2	1	11	DAL: Johnson (16) O'Brien (77) Ruiz (82); KC: Victorine (4) Wolff (51) Klein (53)
05/14/2005	at San Jose	T 0-0	11,067	3-1-3	T1	12	--
05/18/2005	Colorado	W 2-1	6,112	4-1-3	1	15	DAL: O'Brien (61) Ruiz (77); COL: Jean Philippe (12)
05/22/2005	at Chivas USA	W 5-2	8,977	5-1-3	1	18	DAL: Pitchkolan (0) Ruiz (48) O'Brien (51) Johnson (69) Mina (90); CHV: Cuadros (19) Romo (53)
05/28/2005	at D.C. United	W 2-0	16,624	6-1-3	1	21	DAL: Ruiz (49,56)
<b>MAY RECORD:</b>		<b>3-0-2</b>					
06/04/2005	at Real Salt Lake	W 2-0	40,589	7-1-3	1	24	DAL: O'Brien (22) Thompson (58)
06/12/2005	at Chicago	L 0-2	8,777	7-2-3	1	24	CHI: Jaqua (20) Reiter (90)
06/18/2005	Los Angeles	W 1-0	11,044	8-2-3	1	27	DAL: Mina (32)
06/22/2005	Chivas USA	W 2-1	8,672	9-2-3	1	30	DAL: Mina (18) Thompson (81); CHV: Taylor (48)
06/25/2005	at Colorado	W 3-1	9,208	10-2-3	1	33	DAL: Pitchkolan (13) Rhine (85) Thompson (88); COL: Gonzalez (30)
<b>JUNE RECORD:</b>		<b>4-1-0</b>					
07/02/2005	San Jose	T 2-2	8,719	10-2-4	1	34	DAL: Alvarez (4) Gbandi (57); SJ: Mullan (6) Clark (59)
07/16/2005	at New England	L 2-3	22,108	10-3-4	1	34	DAL: Alvarez (7) O'Brien (45); NE: Twellman (44,90,90)
07/23/2005	at Real Salt Lake	L 0-3	20,218	10-4-4	T1	34	RSL: Dunseth (3) Cila (25) Mathis (30)
07/27/2005	at MetroStars	L 2-3	7,776	10-5-4	T1	34	DAL: Goodson (38,47); MET: Razov (7) Magee (68) Galvan Rey (74)
<b>JULY RECORD:</b>		<b>0-3-1</b>					
08/06/2005	MetroStars	T 2-2	16,750	10-5-5	2	35	DAL: Ruiz (31,34); MET: Djorkaeff (47,53)
08/13/2005	New England	L 1-2	12,101	10-6-5	2	35	DAL: Ruiz (58); NE: Dempsey (33) Joseph (80)
08/20/2005	at Columbus	L 0-1	15,525	10-7-5	T2	35	CLB: Glen (81)
08/27/2005	Chivas USA	T 2-2	14,102	10-7-6	2	36	DAL: Ruiz (44) Nunez (67); CHV: Arias (37) Hendrickson (59)
<b>AUGUST RECORD:</b>		<b>0-2-2</b>					
09/03/2005	San Jose	L 0-2	8,023	10-8-6	2	36	SJ: Cerritos (50) Moreno (53)
09/10/2005	D.C. United	L 1-2	15,263	10-9-6	3	36	DAL: Nunez (87); DC: Erpen (15) Quaranta (72)
09/18/2005	Real Salt Lake	W 2-1	11,681	11-9-6	T2	39	DAL: Mina (17,52); RSL: Watson (54)
09/21/2005	Los Angeles	W 4-1	8,923	12-9-6	2	42	DAL: own goal (34) Mina (37,45) Thompson (90); LA: own goal (86)
09/24/2005	at San Jose	T 1-1	17,414	12-9-7	2	43	DAL: Nunez (58); SJ: Ching (68)
<b>SEPTEMBER RECORD:</b>		<b>2-2-1</b>					
10/01/2005	at Los Angeles	L 1-2	25,557	12-10-7	3	43	DAL: Pitchkolan (42); LA: Gomez (12,45)
10/05/2005	Columbus	W 2-1	6,961	13-10-7	2	46	DAL: Rhine (58) Nunez (90); CLB: Testo (17)
10/08/2005	Colorado	T 0-0	13,011	13-10-8	2	47	--
10/15/2005	Kansas City	T 2-2	18,021	13-10-9	2	48	DAL: Pareja (69) Nunez (75); KC: Arnaud (77) Preki (90)
<b>OCTOBER RECORD:</b>		<b>1-1-2</b>					

#### PLAYOFFS:

DATE	OPPONENT	RESULT	ATT.	W-L-T	RND.	NOTES:
10/22/2005	at Colorado	T 0-0	9,625	0-0-1	QTR	--
10/29/2005	Colorado	L 2-2 (OT)	10,104	0-1-1	QTR	DAL: Ruiz (67, 105); COL: Cunningham (19), Kotschau (105)

#### FINAL REGULAR SEASON STANDINGS

##### EASTERN CONFERENCE

	OVERALL						HOME						ROAD					
	GP	W	L	T	PTS	GF	GA	GD	W	L	T	GF	GA	W	L	T	GF	GA
New England	32	17	7	8	59	55	37	18	11	2	3	28	13	6	5	5	27	24
D.C. United	32	16	10	6	54	58	37	21	9	5	2	37	22	7	5	4	21	15
Chicago	32	15	13	4	49	49	50	-1	8	5	3	30	27	7	8	1	19	23
MetroStars	32	12	9	11	47	53	49	4	6	3	7	28	27	6	6	4	25	22
Kansas City	32	11	9	12	45	52	44	8	6	4	6	23	18	5	5	6	29	26
Columbus	32	11	16	5	38	34	45	-11	7	8	1	15	19	4	8	4	19	26

##### WESTERN CONFERENCE

	OVERALL						HOME						ROAD					
	GP	W	L	T	PTS	GF	GA	GD	W	L	T	GF	GA	W	L	T	GF	GA
San Jose	32	18	4	10	64	53	31	22	9	0	7	30	14	9	4	3	23	17
FC Dallas	32	13	10	9	48	52	44	8	8	3	5	28	20	5	7	4	24	24
Colorado	32	13	13	6	45	40	37	3	10	4	2	24	14	3	9	4	16	23
Los Angeles	32	13	13	6	45	44	45	-1	10	3	3	29	17	3	10	3	15	28
Real Salt Lake	32	5	22	5	20	30	65	-35	5	8	3	19	24	0	14	2	11	41
Chivas USA	32	4	22	6	18	31	67	-36	3	11	2	15	30	1	11	4	16	37

## 2004 Season (10-14-6, 36 pts)



### HEAD COACH

Colin Clarke: 10-14-6

### PLAYOFFS

None

### MLS HONORS

Cory Gibbs: MLS All-Star

Ronnie O'Brien: MLS All-Star, MLS Best

XI, Player of the Week (Week 22)

Jason Kreis: MLS All-Star Reserve,

Commissioner's Pick

Brad Davis: MLS Player of the Week (17)

Jeff Cassar: MLS Player of the Week (15)

### TEAM HONORS

Simo Valakari: MVP

Eddie Johnson: Golden Boot

Cory Gibbs: Defender of the Year

Steve Jolly: Humanitarian of the Year

### 2004 FC DALLAS FINAL STATISTICS

UNF	POS	PLAYER	GP	GS	MIN	G	A	SHT	SOG	FC	FS	OFF	CK	C	E
7	F	Eddie Johnson	26	25	2269	12	3	75	32	39	53	27	0	1	0
18	F	Toni Nhleko	23	13	1186	6	2	49	23	33	20	14	0	1	0
9	F	Jason Kreis	25	19	1703	5	2	42	16	26	18	9	16	2	1
6	M	Ronnie O'Brien	29	29	2581	2	10	67	30	53	27	5	32	4	0
10	M	Brad Davis	29	24	1945	2	2	34	11	37	28	4	91	2	1
19	F	Bobby Rhine	19	6	693	2	2	21	9	12	16	1	1	5	0
8	M	Oscar Pareja	24	12	1096	1	6	12	3	30	32	1	5	3	1
17	M	Simo Valakari	26	26	2297	1	4	11	5	73	23	0	1	8	2
15	M	Eric Quill	23	16	1377	1	3	23	12	23	15	5	13	1	0
16	D	Matt Behncke	17	14	1239	1	0	7	2	26	11	1	0	2	0
5	D	Steve Jolley	28	28	2428	1	0	13	6	20	14	1	0	4	0
1	GK	Scott Garlick	12	11	1068	0	1	0	0	0	1	0	0	0	0
4	D	Chris Gbandi	23	20	1771	0	1	5	0	27	24	0	0	8	0
2	D	Cory Gibbs	21	21	1850	0	1	12	2	32	29	0	0	4	0
3	D-M	Carey Talley	23	19	1688	0	1	11	7	33	13	1	1	6	0
00	GK	Jeff Cassar	19	19	1632	0	0	0	0	0	0	0	0	0	0
20	D	Clarence Goodson	5	2	247	0	0	2	0	3	2	1	0	2	0
21	M	Ramon Nunez	8	0	107	0	0	7	0	1	4	0	2	0	0
14	D-M	Milton Reyes	12	9	828	0	0	9	1	18	29	1	0	4	0
22	D	Philip Salyer	17	16	1407	0	0	6	1	11	8	0	0	3	0
12	M	Jordan Stone	5	1	145	0	0	1	0	2	0	0	0	0	0
11	F	*Jason Thompson	1	0	1	0	0	0	0	0	0	0	0	0	0
23	M	Ty Maurin	0	0	0	0	0	0	0	0	0	0	0	0	0
25	D	David Wagenfuhr	0	0	0	0	0	0	0	0	0	0	0	0	0
Team totals			30	30	2700	34	38	407	160	499	373	71	162	60	5
Opponent totals			30	30	2700	45	52	362	166	386	492	68	155	42	6

GAME-WINNING GOALS: Eddie Johnson 7, Toni Nhleko 2, Simo Valakari 1

GAME-WINNING ASSISTS: Ronnie O'Brien 4, Carey Talley 1, Eric Quill 1, Oscar Pareja 1, Scott Garlick 1, Brad Davis 1

PENALTY KICK GOALS/ATTEMPTS: Bobby Rhine 1-1, Eddie Johnson 1-1

### DALLAS BURN INDIVIDUAL GOALKEEPING

UNF	POS	GOALKEEPER	GP	GS	MIN	SHTS	SV	GA	GAA	PG	PA	W	L	T	SC
00	GK	Jeff Cassar	19	19	1632	94	65	27	1.49	0	1	7	8	4	4
1	GK	Scott Garlick	12	11	1068	72	52	18	1.52	1	1	3	6	2	4
Team totals			30	30	2700	166	117	45	1.50	1	2	10	14	6	8
Opponent totals			30	30	2700	160	117	34	1.13	2	2	14	10	6	10

\* = Played with other teams in 2004. Only Dallas Burn statistics listed here.



## 2004 Game-by-game

### Finished fifth in the Western Conference

DATE	OPPONENT	RESULT	ATT.	W-L-T	POS.	PTS	NOTES:
04/03/2004	Colorado	T 1-1	7,359	0-0-1	T2	1	DAL: Rhine (75); COL: Spencer (36)
04/17/2004	at Chicago	W 2-0	12,828	1-0-1	T2	4	DAL: Johnson (27) Rhine (70)
04/24/2004	Kansas City	W 1-0	10,269	2-0-1	2	7	DAL: Nhleko (17)
<b>APRIL RECORD:</b>		<b>2-0-1</b>					
05/01/2004	at Columbus	T 0-0	13,271	2-0-2	T1	8	--
05/08/2004	Los Angeles	L 1-3	6,755	2-1-2	T2	8	DAL: Nhleko (6); LA: Kirovski (57,65) Ruiz (90)
05/15/2004	San Jose	L 1-2	8,498	2-2-2	T3	8	DAL: Johnson (66); SJ: Donovan (13) Ching (45)
05/22/2004	at Kansas City	L 0-2	10,013	2-3-2	5	8	KC: Jewsbury (60) Wolff (67)
05/29/2004	at Los Angeles	L 1-4	18,460	2-4-2	5	8	DAL: O'Brien (71); LA: Victorine (9) own goal (65) Kirovski (72,90)
<b>MAY RECORD:</b>		<b>0-4-1</b>					
06/05/2004	at MetroStars	W 2-0	11,519	3-4-2	4	11	DAL: Johnson (51) Nhleko (90)
06/12/2004	New England	W 3-1	6,941	4-4-2	4	14	DAL: Kreis (12) Johnson (74) Nhleko (84); NE: Dempsey (52)
06/19/2004	at Colorado	T 1-1	9,277	4-4-3	4	15	DAL: Kreis (49); COL: Henderson (51)
06/26/2004	D.C. United	T 1-1	13,833	4-4-4	4	16	DAL: Kreis (37); DC: Eskandarian (58)
<b>JUNE RECORD:</b>		<b>2-0-2</b>					
07/03/2004	at Kansas City	L 1-5	20,011	4-5-4	5	16	DAL: Kreis (31); KC: Arnaud (22,79,90) Klein (72) Wolff (75)
07/07/2004	at San Jose	W 2-1	9,350	5-5-4	4	19	DAL: Quill (6) Valakari (89); SJ: Corrales (10)
07/10/2004	Columbus	T 0-0	7,223	5-5-5	4	20	--
07/17/2004	Kansas City	L 0-1	6,942	5-6-5	T4	20	KC: Gutierrez (42)
07/24/2004	D.C. United	W 5-1	11,088	6-6-5	T3	23	DAL: Jolley (10) Johnson (31,73) Davis (45,63); DC: own goal (34)
07/28/2004	at Columbus	L 1-2	13,069	6-7-5	4	23	DAL: Kreis (59); CLB: Buddle (38,43)
<b>JULY RECORD:</b>		<b>2-3-1</b>					
08/07/2004	Colorado	W 1-0	17,792	7-7-5	T3	26	DAL: Johnson (90)
08/11/2004	New England	L 0-3	5,104	7-8-5	T3	26	NE: Noonan (3) Twellman (86) Dorman (90)
08/15/2004	at MetroStars	W 1-0	11,913	8-8-5	T3	29	DAL: Nhleko (90)
08/21/2004	at San Jose	L 0-3	10,020	8-9-5	5	29	SJ: Corrales (5) own goal (24) Ching (52)
08/28/2004	Chicago	W 4-1	7,744	9-9-5	4	32	DAL: O'Brien (28) Johnson (33,65) Nhleko (58); CHI: Jaqua (49)
<b>AUGUST RECORD:</b>		<b>3-2-0</b>					
09/04/2004	at Colorado	L 1-2	8,931	9-10-5	5	32	DAL: Behncke (43); COL: Spencer (52) Borchers (85)
09/11/2004	at D.C. United	L 0-3	13,024	9-11-5	5	32	DC: Eskandarian (45,82) Adu (84)
09/18/2004	Los Angeles	W 2-0	9,289	10-11-5	4	35	DAL: Johnson (10,44)
09/25/2004	MetroStars	L 0-2	7,214	10-12-5	T4	35	MET: Wolyniec (30) Glen (90)
<b>SEPTEMBER RECORD:</b>		<b>1-3-0</b>					
10/02/2004	at New England	L 0-2	10,141	10-13-5	5	35	NE: Twellman (42) Ralston (47)
10/09/2004	at Los Angeles	L 0-2	27,000	10-14-5	5	35	LA: Kirovski (68,85)
10/16/2004	San Jose	T 2-2	10,268	10-14-6	5	36	DAL: Johnson (12) Pareja (62); SJ: Ching (34) Corrales (36)
<b>OCTOBER RECORD:</b>		<b>0-2-1</b>					

#### PLAYOFFS:

None

#### FINAL REGULAR SEASON STANDINGS

##### EASTERN CONFERENCE

	OVERALL								HOME				ROAD					
	GP	W	L	T	PTS	GF	GA	GD	W	L	T	GF	GA	W	L	T	GF	GA
Columbus	30	12	5	13	49	40	32	8	8	2	5	26	18	4	3	8	14	14
D.C. United	30	11	10	9	42	43	42	1	9	2	4	31	17	2	8	5	12	25
MetroStars	30	11	12	7	40	47	49	-2	7	4	4	22	17	4	8	3	25	32
New England	30	8	13	9	33	42	43	-1	6	6	3	24	20	2	7	6	18	23
Chicago	30	8	13	9	33	36	44	-8	7	5	3	21	16	1	8	6	15	28

##### WESTERN CONFERENCE

	OVERALL								HOME					ROAD				
	GP	W	L	T	PTS	GF	GA	GD	W	L	T	GF	GA	W	L	T	GF	GA
Kansas City	30	14	9	7	49	38	30	8	9	3	3	22	12	5	6	4	16	18
Los Angeles	30	11	9	10	43	42	40	2	8	2	5	25	16	3	7	5	17	24
Colorado	30	10	9	11	41	29	32	-3	7	1	7	16	8	3	8	4	13	24
San Jose	30	9	10	11	38	41	35	6	5	2	8	25	16	4	8	3	16	19
Dallas	30	10	14	6	36	34	45	-11	6	5	4	22	18	4	9	2	12	27

## 2003 Season (6-19-5, 23 pts)



### HEAD COACH

Colin Clarke: 2-3-1

### PLAYOFFS

None

### MLS HONORS

DJ Countess: MLS Player of the Week (28)

### TEAM HONORS

Jason Kreis: MVP

Brad Davis: Golden Boot

DJ Countess: Defender of the Year

Bobby Rhine: Humanitarian of the Year

### 2003 FC DALLAS FINAL STATISTICS

UNF	POS	PLAYER	GP	GS	MIN	G	A	SHT	SOG	FC	FS	OFF	CK	C	E
9	F	Jason Kreis	18	18	1543	7	2	42	21	21	22	17	2	3	0
24	M	Brad Davis	26	21	1910	6	5	41	16	41	42	7	59	1	0
20	F	*Ronald Cerritos	15	9	852	3	1	15	10	9	12	13	0	0	0
7	F	Eddie Johnson	22	13	1265	3	0	31	12	26	31	16	0	2	0
11	F	*Ali Curtis	8	6	474	1	2	9	5	4	11	1	1	0	0
18	F	Toni Nhlako	11	9	792	2	4	22	7	23	12	19	0	2	0
10	M	Joselito Vaca	27	21	1871	2	4	32	14	24	29	6	15	1	0
4	D	*Brian Dunseth	9	9	806	1	1	3	2	12	5	0	0	0	0
19	F	Bobby Rhine	25	10	1034	2	1	21	10	22	20	8	0	3	0
15	M	Chad Deering	27	26	2187	1	5	24	6	57	23	0	32	7	1
8	M	Oscar Pareja	24	23	1982	1	4	20	3	58	48	5	5	9	0
2	D	Chris Gbandi	22	17	1573	1	2	4	3	27	22	3	1	4	0
14	F	*Gavin Glinton	10	3	273	0	0	4	2	4	10	3	0	1	0
3	D-M	*Ezra Hendrickson	16	15	1367	1	1	6	1	8	10	0	0	2	0
26	M	Ronnie O'Brien	6	3	317	1	0	10	5	12	5	0	0	0	0
3	D	*Ryan Suarez	12	12	1110	1	0	9	3	29	13	2	0	4	1
21	D	Shavar Thomas	15	14	1252	1	0	4	2	34	6	0	1	2	1
4	D	*Paul Broome	7	6	563	0	1	3	1	13	11	0	0	2	1
11	M	*Antonio Martinez	10	5	564	0	1	11	4	4	15	1	14	0	0
16	D	Matt Behncke	13	9	827	0	0	6	1	15	13	1	0	1	0
5	D	Tenywa Bonseu	20	20	1789	0	0	4	2	23	13	0	0	2	1
00	GK	Jeff Cassar	7	6	562	0	0	0	0	0	0	0	0	1	0
1	GK	D.J. Countess	24	24	2194	0	0	0	0	1	1	0	0	3	0
6	D	Steve Morrow	17	17	1484	0	0	6	2	22	5	0	0	0	0
22	D	Philip Salyer	8	5	491	0	0	3	0	6	4	0	0	1	0
12	M	Jordan Stone	16	9	1057	0	0	1	0	14	9	0	0	1	1
13	M	Mandi Urbas	3	0	40	0	0	1	1	0	1	0	0	0	0
25	F	Andy Rosenband	0	0	0	0	0	0	0	0	0	0	0	0	0
17	F	Jason Thompson	0	0	0	0	0	0	0	0	0	0	0	0	0
Own-goals received					1										
Team totals			30	30	2756	35	34	332	133	509	393	102	130	52	6
Opponent totals			30	30	2756	64	63	439	213	413	486	66	172	38	3

GAME-WINNING GOALS: Shavar Thomas 1, Toni Nhlako 1, Jason Kreis 1, Eddie Johnson 1, Chad Deering 1, Ronald Cerritos 1

GAME-WINNING ASSISTS: Oscar Pareja 2, Joselito Vaca 1, Jason Kreis 1, Brad Davis 1

PENALTY KICK GOALS/ATTEMPTS: Jason Kreis 1-2, Brad Davis 2-2, Eddie Johnson 0-1, Ronald Cerritos 1-1

### DALLAS BURN INDIVIDUAL GOALKEEPING

UNF	POS	GOALKEEPER	GP	GS	MIN	SHTS	SV	GA	GAA	PG	PA	W	L	T	SC
2	D	Chris Gbandi	1	0	1	0	0	0	0.00	0	0	0	0	0	0
1	GK	D.J. Countess	24	24	2193	173	115	48	1.97	6	10	5	15	4	2
00	GK	Jeff Cassar	7	6	562	40	23	16	2.56	0	0	1	4	1	2
Team totals			30	30	2756	213	138	64	2.09	6	10	6	19	5	4
Opponent totals			30	30	2756	133	96	35	1.14	4	6	19	6	5	8

\* = Played with other teams in 2003. Only Dallas Burn statistics listed here.

## 2003 Game-by-game

### Finished fifth in the Western Conference

DATE	OPPONENT	RESULT	ATT.	W-L-T	POS.	PTS	NOTES:
04/12/2003	Los Angeles	T 1-1 (OT)	9,098	0-0-1	4	1	DAL: O'Brien (4); LA: Ruiz (30)
04/26/2003	New England	L 1-2	8,543	0-1-1	T4	1	DAL: Kreis (72); NE: Jo. Moore (12) Twellman (84)
<b>APRIL RECORD:</b>		<b>0-1-1</b>					
05/03/2003	at D.C. United	T 0-0 (OT)	12,758	0-1-2	4	2	--
05/10/2003	Kansas City	L 1-3	8,317	0-2-2	4	2	DAL: Kreis (53); KC: Quill (12) Brown (15) Klein (66)
05/17/2003	Los Angeles	T 1-1 (OT)	8,085	0-2-3	4	3	DAL: Davis (82); LA: Glinton (43)
05/24/2003	at MetroStars	L 1-2	9,110	0-3-3	4	3	DAL: Kreis (63); MET: Mathis (60) Jolley (84)
05/31/2003	D.C. United	W 3-2	7,617	1-3-3	3	6	DAL: Kreis (16) Gbandi (41) Cerritos (75); DC: Convey (51,89)
<b>MAY RECORD:</b>		<b>1-2-2</b>					
06/14/2003	San Jose	L 1-2	7,601	1-4-3	5	6	DAL: Kreis (25); SJ: Mullan (49) Alvarez (87)
06/18/2003	at Chicago	L 1-4	11,728	1-5-3	5	6	DAL: Suarez (78); CHI: Razov (21,87) Ralph (49) Gray (84)
06/21/2003	Colorado	W 3-1	7,810	2-5-3	4	9	DAL: Davis (31) Kreis (45) Vaca (90); COL: Spencer (25)
06/28/2003	at Los Angeles	L 0-3	18,165	2-6-3	T4	9	LA: Victorine (20) Albright (60) Ruiz (63)
<b>JUNE RECORD:</b>		<b>1-3-0</b>					
07/02/2003	D.C. United	L 1-3	6,075	2-7-3	T4	9	DAL: Kreis (74); DC: Nelsen (29) Kovalenko (78) Stoitchkov (88)
07/05/2003	at Columbus	T 0-0 (OT)	14,412	2-7-4	5	10	--
07/12/2003	at Kansas City	L 1-5	16,349	2-8-4	5	10	DAL: Cerritos (63); KC: Brunt (45) Simutenkov (53,56) Quill (68) Armstrong (74)
07/16/2003	at New England	W 2-1	10,361	3-8-4	5	13	DAL: Cerritos (4) Thomas (13); NE: Jo. Moore (44)
07/19/2003	MetroStars	L 1-2 (OT)	8,422	3-9-4	5	13	DAL: Davis (26); MET: Magee (84) Wolyniec (95)
07/26/2003	at San Jose	L 0-3	9,034	3-10-4	5	13	SJ: Mullan (25) Lagos (37) Agoos (90)
<b>JULY RECORD:</b>		<b>1-4-1</b>					
08/09/2003	at Colorado	L 0-2	12,264	3-11-4	5	13	COL: Spencer (3) Chung (47)
08/13/2003	San Jose	L 0-3	5,515	3-12-4	5	13	SJ: Ching (11) Donovan (23,44)
08/16/2003	Kansas City	W 3-2	7,712	4-12-4	5	16	DAL: Vaca (30) Davis (54) Johnson (71); KC: Preki (26) Gomez (77)
08/23/2003	Columbus	L 1-2	7,950	4-13-4	5	16	DAL: Rhine (75); CLB: Buddle (43) Paule (62)
08/30/2003	at Los Angeles	L 1-2	23,263	4-14-4	5	16	DAL: Davis (12); LA: Ruiz (50) Moreno (90)
<b>AUGUST RECORD:</b>		<b>1-4-0</b>					
09/06/2003	at Colorado	L 1-2	15,726	4-15-4	5	16	DAL: Davis (24); COL: Carrieri (54) Henderson (76)
09/13/2003	at Columbus	L 2-3	16,049	4-16-4	5	16	DAL: Dunseth (15) Johnson (52); CLB: Buddle (28,81) McBride (39)
09/20/2003	Chicago	W 2-0	8,010	5-16-4	5	19	DAL: Nhleko (7) Johnson (45)
09/27/2003	at San Jose	L 2-5	12,219	5-17-4	5	19	DAL: Hendrickson (8) Curtis (14); SJ: De Rosario (0,11,48) Donovan (24,35)
<b>SEPTEMBER RECORD:</b>		<b>1-3-0</b>					
10/04/2003	New England	L 1-4	8,917	5-18-4	5	19	DAL: Pareja (20); NE: Twellman (44,60) Joseph (53) Noonan (75)
10/11/2003	at MetroStars	T 0-0 (OT)	13,567	5-18-5	5	20	--
10/18/2003	at Kansas City	L 0-1	14,923	5-19-5	5	20	KC: Conrad (15)
10/25/2003	Colorado	W 4-3	8,913	6-19-5	5	23	DAL: Rhine (19) own goal (22) Nhleko (31) Deering (39); COL: Spencer (18,52) Crawford (85)
<b>OCTOBER RECORD:</b>		<b>1-2-1</b>					

#### PLAYOFFS:

None.

#### FINAL REGULAR SEASON STANDINGS

##### EASTERN CONFERENCE

	----- OVERALL -----								----- HOME -----						----- ROAD -----					
	GP	W	L	T	PTS	GF	GA	GD	W	L	T	GF	GA	W	L	T	GF	GA		
Chicago	30	15	7	8	53	53	43	10	10	1	4	31	12	5	6	4	22	31		
New England	30	12	9	9	45	55	47	8	7	4	4	32	23	5	5	5	23	24		
MetroStars	30	11	10	9	42	40	40	0	5	6	4	17	19	6	4	5	23	21		
D.C. United	30	10	11	9	39	38	36	2	6	3	6	20	14	4	8	3	18	22		
Columbus	30	10	12	8	38	44	44	0	6	3	6	24	15	4	9	2	20	29		

##### WESTERN CONFERENCE

	----- OVERALL -----								----- HOME -----						----- ROAD -----					
	GP	W	L	T	PTS	GF	GA	GD	W	L	T	GF	GA	W	L	T	GF	GA		
San Jose	30	14	7	9	51	45	35	10	7	4	4	22	19	7	3	5	23	16		
Kansas City	30	11	10	9	42	48	44	4	8	4	3	32	25	3	6	6	16	19		
Colorado	30	11	12	7	40	40	45	-5	8	2	5	21	13	3	10	2	19	32		
Los Angeles	30	9	12	9	36	35	35	0	9	3	3	25	14	0	9	6	10	21		
Dallas	30	6	19	5	23	35	64	-29	5	8	2	24	31	1	11	3	11	33		

## 2002 Season (12-9-7, 43 pts)



### HEAD COACH

Mike Jeffries: 12-9-7

### PLAYOFFS

Lost to Colorado in the quarterfinals

### MLS HONORS

Chad Deering: MLS All-Star

Ryan Suarez: MLS All-Star

Jason Kreis: MLS All-Star Reserve, MLS Player of the Week (7)

Joselito Vaca: MLS All-Star Reserve,

Commissioner's Pick

Oscar Pareja: MLS Best XI

Bobby Rhine: MLS Player of the Week (12)

Antonio Martinez: MLS Player of the Week (22)

### TEAM HONORS

Oscar Pareja: MVP

Jason Kreis: Golden Boot

Tenywa Bonseu: Defender of the Year

Matt Jordan: Humanitarian of the Year

### 2002 FC DALLAS FINAL STATISTICS

UNF	POS	PLAYER	GP	GS	MIN	G	A	SHT	SOG	FC	FS	OFF	CK	C	E
9	F	Jason Kreis	27	26	2303	13	4	81	38	54	36	15	16	5	0
19	F	Bobby Rhine	27	19	1686	7	6	44	19	26	44	19	0	2	0
11	M	Antonio Martinez	26	19	1774	4	10	24	9	25	32	8	62	1	1
20	F	Ronald Cerritos	23	11	1209	4	6	40	25	17	16	23	0	0	0
17	M-D	Jorge Rodriguez	22	17	1693	4	2	30	13	39	11	0	14	4	1
6	D	Steve Morrow	24	24	2199	3	0	12	6	26	14	0	0	3	0
26	M	Ronnie O'Brien	11	4	506	2	2	15	10	13	11	0	4	2	0
7	F	Eddie Johnson	11	2	326	2	1	11	4	7	5	6	0	0	0
10	M	Joselito Vaca	25	23	2005	1	9	44	20	26	29	8	7	7	0
11	M	Oscar Pareja	24	23	2000	1	6	31	15	64	58	5	8	7	0
15	M	Chad Deering	27	22	2168	1	4	24	4	36	23	0	60	5	0
3	D	Ryan Suarez	24	24	2061	1	2	19	10	52	45	2	0	6	1
4	M	Paul Broome	25	25	2315	0	4	4	3	30	38	0	0	7	1
21	F	Hamisi Amani-Dove	6	0	101	0	1	6	1	4	4	2	0	1	0
13	M	Carl Bussey	9	1	184	0	1	3	1	5	7	2	0	0	0
16	M-D	Matt Behncke	3	2	190	0	0	1	1	7	5	0	0	1	0
30	M-D	Tenywa Bonseu	27	27	2370	0	0	6	2	29	17	0	0	4	0
22	GK	D.J. Countess	1	1	100	0	0	0	0	0	0	0	0	0	0
18	D	Richard Farrer	8	7	508	0	0	4	1	2	3	1	0	1	0
22	GK	Matt Jordan	27	27	2511	0	0	0	0	0	5	0	0	0	0
14	D	Lee Morrison	3	1	103	0	0	1	0	3	0	0	0	0	0
24	M	Percy Olivares	6	2	251	0	0	3	0	4	7	0	0	1	0
12	M	Jordan Stone	4	1	91	0	0	0	0	1	1	0	0	0	0
2	D	Chris Gbandi	0	0	0	0	0	0	0	0	0	0	0	0	0
30	GK	Bryheem Hancock	0	0	0	0	0	0	0	0	0	0	0	0	0
30	GK	Josh Lynk	0	0	0	0	0	0	0	0	0	0	0	0	0
30	GK	Greg Sutton	0	0	0	0	0	0	0	0	0	0	0	0	0
30	GK	Scott Vallow (DAL)	0	0	0	0	0	0	0	0	0	0	0	0	0
Own-goals received					1										
Team totals			28	28	2609	44	58	403	182	470	411	91	171	57	4
Opponent totals			28	28	2609	43	61	417	165	430	457	51	161	58	3

GAME-WINNING GOALS: Jason Kreis 5, Bobby Rhine 3, Jorge Rodriguez 1, Ronnie O'Brien 1, Antonio Martinez 1, Eddie Johnson 1

GAME-WINNING ASSISTS: Joselito Vaca 4, Oscar Pareja 4, Ronald Cerritos 3, Antonio Martinez 2, Jason Kreis 2, Chad Deering 2, Three players tied with 1.

PENALTY KICK GOALS/ATTEMPTS: Jorge Rodriguez 3-3

### DALLAS BURN INDIVIDUAL GOALKEEPING

UNF	POS	GOALKEEPER	GP	GS	MIN	SHTS	SV	GA	GAA	PG	PA	W	L	T	SC
22	GK	D.J. Countess	1	1	100	7	6	1	0.90	0	0	0	0	1	0
22	GK	Matt Jordan	27	27	2511	158	109	42	1.51	5	6	12	9	6	3
Team totals			28	28	2609	165	115	43	1.48	5	6	12	9	7	3
Opponent totals			28	28	2609	182	130	44	1.52	3	3	9	12	7	5

\* = Played with other teams in 2002. Only Dallas Burn statistics listed here.



## 2002 Game-by-game

### Finished third in the Western Conference

DATE	OPPONENT	RESULT	ATT.	W-L-T	POS.	PTS	NOTES:
03/23/2002	San Jose	L 0-2	15,214	0-1-0	5	0	SJ: DeRosario (11), Donovan (46)
<b>MARCH RECORD:</b>		<b>0-1-0</b>					
04/06/2002	D.C. United	W 2-1	8,565	1-1-0	4	3	DAL: Kreis (63), Rodriguez (84)   DC: Quaranta (61)
04/13/2002	at Los Angeles	T 1-1 (OT)	14,127	1-1-1	T4	4	DAL: Kreis (57)   LA: Ruiz 85
04/20/2002	Los Angeles	T 1-1 (OT)	17,388	1-1-2	4	5	DAL: Kreis (62)   LA: Ruiz 26
04/27/2002	Kansas City	T 1-1 (OT)	14,065	1-1-3	4	6	DAL: Kreis (52)   KC: Klein (15)
<b>APRIL RECORD:</b>		<b>1-0-3</b>					
05/04/2002	at MetroStars	W 2-1	15,551	2-1-3	4	9	DAL: Suarez (8), Kreis (39)   NY: Serna (42)
05/11/2002	at New England	L 0-2	22,006	2-2-3	4	9	NE: Twellman (6, 40)
05/18/2002	Colorado	W 3-1	10,592	3-2-3	4	12	DAL: Morrow (10, 60), Kreis (54)   COL: Spencer (65)
05/25/2002	at Columbus	T 1-1 (OT)	13,773	3-2-4	4	13	DAL: Deering (99+)   CLB: Cunningham (66)
<b>MAY RECORD:</b>		<b>2-1-1</b>					
06/01/2002	at Kansas City	T 2-2 (OT)	7,266	3-2-5	T3	14	DAL: Kreis (24), Vaca (60)   KC: Fabbro (54, 70)
06/08/2002	Colorado	W 4-1	12,690	4-2-5	T3	17	DAL: Rhine (4, 17, 74), Kreis (35)   COL: Chung (95+)
06/15/2002	at Chicago	W 3-1	13,117	5-2-5	2	20	DAL: Kreis (45, 68), Rhine (74)   CHI: Wolyniec: (39)
06/22/2002	at Los Angeles	L 0-3	14,588	5-3-5	T2	20	LA: Victorine (58), Lalas (69), Mullan (81)
06/29/2002	Columbus	W 1-0 (OT)	16,186	6-3-5	2	23	DAL: Kreis (98)
<b>JUNE RECORD:</b>		<b>3-1-1</b>					
07/04/2002	MetroStars	W 2-0	16,055	7-3-5	2	26	DAL: Rhine (38), Kreis (83)
07/06/2002	at Kansas City	T 1-1 (OT)	7,461	7-3-6	2	27	DAL: Cerritos (62)   KC: McKeon (51)
07/13/2002	San Jose	W 2-1	13,035	8-3-6	2	30	DAL: Own goal (50), O'Brien (88)   SJ: DeRosario (92+)
07/20/2002	at San Jose	L 0-4	12,616	8-4-6	2	30	SJ: Graziani (3), Lagos (28), DeRosario (42), Donovan (88)
07/27/2002	at Colorado	T 2-2 (OT)	13,143	8-4-7	2	31	DAL: Cerritos (53), Morrow (92+)   COL: Carrieri 62, Chung (76)
07/31/2002	Kansas City	L 0-1	7,959	8-5-7	T2	31	KC: Armstrong (77)
<b>JULY RECORD:</b>		<b>2-2-2</b>					
08/10/2002	Chicago	W 3-1	10,505	9-5-7	2	34	DAL: Pareja (25), Kreis (89), O'Brien (91+)   CHI: Stoitchkov: (64)
08/17/2002	at MetroStars	W 3-1	12,471	10-5-7	2	37	DAL: Cerritos (67), Martinez (76, 86)   NY: Paule (48)
08/21/2002	at San Jose	L 1-3	9,089	10-6-7	3	37	DAL: Rodriguez (43)   SJ: Graziani (7), Donovan (33), Corrales (63)
08/24/2002	Los Angeles	W 1-0 (OT)	15,883	11-6-7	2	40	DAL: Rhine (96)
<b>AUGUST RECORD:</b>		<b>3-1-0</b>					
09/01/2002	at Colorado	L 2-3	12,754	11-7-7	3	40	DAL: Johnson (34), Martinez (67)   COL: Hendersoon (12), Kingsley (21), Carrieri (87)
09/05/2002	MetroStars	L 1-3	7,913	11-8-7	3	40	DAL: Cerritos (14)   NY: Mathis (2), Faria (62, 73)
09/14/2002	New England	L 1-2	17,652	11-9-7	4	40	DAL: Rodriguez (81)   NE: Twellman (35, 64)
09/19/2002	at D.C. United	W 4-3 (OT)	13,889	12-9-7	3	43	DAL: Rodriguez (35), Martinez (74), Rhine (80), Johnson (96)
<b>SEPTEMBER RECORD:</b>		<b>1-3-0</b>					DC: Convey (48), Zambrano (65), Curtis (92+)
<b>PLAYOFFS:</b>							
DATE	OPPONENT	RESULT	ATT.	W-L-T	RND.	PTS	NOTES:
9/25/2002	Colorado	W 4-2	6,360	1-0-0	QTR		DAL: Morrow: (26), Kreis (49), Deering (68), Martinez (70) COL: Valderrama (2), Spencer (75)
9/28/2002	at Colorado	L 1-0	1,301	1-1-0	QTR		COL: Carrieri (78)
10/2/2002	Colorado	L 2-1	8,008	1-2-0	QTR		DAL: Rhine (6)   COL: Spencer (22), Chung (101)

#### FINAL REGULAR SEASON STANDINGS

##### EASTERN CONFERENCE

	----- OVERALL -----								----- HOME -----					----- ROAD -----				
	GP	W	L	T	PTS	GF	GA	GD	W	L	T	GF	GA	W	L	T	GF	GA
New England	28	12	14	2	38	49	49	0	7	7	0	26	22	5	7	2	23	27
Columbus	28	11	12	5	38	44	43	1	6	4	4	17	15	5	8	1	27	28
Chicago	28	11	13	4	37	43	38	5	5	5	4	23	19	6	8	0	20	19
MetroStars	28	11	15	2	35	41	47	-6	4	8	2	21	22	7	7	0	20	25
D.C. United	28	9	14	5	32	31	40	-9	8	4	2	25	20	1	10	3	6	20

##### WESTERN CONFERENCE

	----- OVERALL -----								----- HOME -----					----- ROAD -----				
	GP	W	L	T	PTS	GF	GA	GD	W	L	T	GF	GA	W	L	T	GF	GA
Los Angeles	28	16	9	3	51	44	33	11	11	1	2	27	10	5	8	1	17	23
San Jose	28	14	11	3	45	45	35	10	12	1	1	33	12	2	10	2	12	23
Dallas	28	12	9	7	43	44	43	1	8	4	2	22	15	4	5	5	22	28
Colorado	28	13	11	4	43	43	48	-5	9	3	2	30	19	4	8	2	13	29
Kansas City	28	9	10	9	36	37	45	-8	7	4	3	22	21	2	6	6	15	24

## 2001 Season (10-11-5, 35 pts)



### HEAD COACH

Mike Jeffries: 10-11-5

### PLAYOFFS

Lost to Chicago in the quarterfinals

### MLS HONORS

Chad Deering: MLS All-Star

Jason Kreis: MLS All-Star

Ariel Graziani: MLS All-Star

Lubos Kubik: MLS All-Star

### TEAM HONORS

Oscar Pareja: MVP

Ariel Graziani: Golden Boot

Jorge Rodriguez: Defender of the Year

Matt Jordan: Humanitarian of the Year

### 2001 FC DALLAS FINAL STATISTICS

UNF	POS	PLAYER	GP	GS	MIN	G	A	SHT	SQG	FC	FS	OFF	CK	C	E
20	F	Ariel Graziani	25	24	2208	11	8	83	40	39	41	37	21	6	0
9	F	Jason Kreis	25	25	2175	7	10	77	32	31	38	15	46	2	0
17	M-D	Jorge Rodriguez	24	24	2232	6	4	35	17	35	18	0	0	5	0
19	F	Bobby Rhine	18	10	972	5	7	37	24	24	20	11	3	2	0
8	M	Oscar Pareja	24	24	2113	2	12	42	16	59	56	3	7	6	0
15	M	Chad Deering	25	25	2317	2	4	30	12	47	22	0	37	5	0
10	M	Joselito Vaca	21	17	1461	2	4	25	9	23	24	5	2	1	0
18	D	Richard Farrer	25	24	2108	2	3	5	3	28	16	2	1	6	0
3	D	Ryan Suarez	20	19	1666	2	3	11	5	34	23	3	0	6	0
17	F	Aleksey Korol	15	3	372	2	1	12	6	12	2	1	1	1	0
7	F	Eddie Johnson	10	1	263	2	0	10	4	7	3	1	0	0	0
11	M	Antonio Martinez	17	10	1011	1	9	9	4	15	17	8	27	1	0
4	M	Paul Broome	22	16	1513	1	2	2	2	30	18	0	1	4	0
5	D	Lubos Kubik	11	11	998	1	2	12	5	12	6	0	1	0	1
2	D	Eric Dade	21	20	1639	0	1	8	1	38	16	1	0	6	0
12	M	Miles Joseph	9	3	389	0	1	8	3	9	5	0	2	2	0
24	M	John DeBrito (DAL)	0	0	0	0	0	0	0	0	0	0	0	0	0
14	M-F	Ted Eck	9	3	323	0	0	2	2	14	2	0	0	1	1
24	M-F	Justin Evans (TOT)	15	3	622	0	0	0	0	17	6	0	0	3	1
24	M-F	Justin Evans (DAL)	9	1	300	0	0	0	0	6	5	0	0	2	1
1	GK	Matt Jordan	26	26	2388	0	0	0	0	1	2	0	0	1	0
25	D	Josue Mayard	3	0	27	0	0	1	0	1	0	0	0	0	0
22	GK	Chris Snitko	1	0	24	0	0	0	0	0	0	0	0	0	0
21	F	Hamisi Amani-Dove	0	0	0	0	0	0	0	0	0	0	0	0	0
26	GK	Cole Burgman	0	0	0	0	0	0	0	0	0	0	0	0	0
26	GK	Jon Busch	0	0	0	0	0	0	0	0	0	0	0	0	0
22	GK	Alex Deegan (DAL)	0	0	0	0	0	0	0	0	0	0	0	0	0
26	GK	Matt Napoleon (DAL)	0	0	0	0	0	0	0	0	0	0	0	0	0
26	GK	Eric Pogue	0	0	0	0	0	0	0	0	0	0	0	0	0
26	GK	Dan Popik	0	0	0	0	0	0	0	0	0	0	0	0	0
13	M	Miguel Saavedra	0	0	0	0	0	0	0	0	0	0	0	0	0
26	GK	Adam Throop (DAL)	0	0	0	0	0	0	0	0	0	0	0	0	0
Own-goals received					2										
Team totals			26	26	2412	48	71	409	185	465	334	87	149	57	3
Opponent totals			26	26	2412	47	58	314	140	350	452	60	142	47	3

GAME-WINNING GOALS: Jorge Rodriguez 2, Jason Kreis 2, Ariel Graziani 2, Joselito Vaca 1, Ryan Suarez 1, Bobby Rhine 1

GAME-WINNING ASSISTS: Oscar Pareja 4, Bobby Rhine 2, Antonio Martinez 2, Chad Deering 2, Jason Kreis 1, Paul Broome 1

PENALTY KICK GOALS/ATTEMPTS: Jorge Rodriguez 3-3

### DALLAS BURN INDIVIDUAL GOALKEEPING

NF	POS	GOALKEEPER	GP	GS	MIN	SHTS	SV	GA	GAA	PG	PA	W	L	T	SO
1	GK	Matt Jordan	26	26	2388	138	91	45	1.70	2	6	10	11	5	9
22	GK	Chris Snitko	1	0	24	2	0	2	7.50	0	0	0	0	0	0
Team totals			26	26	2412	140	91	47	1.75	2	6	10	11	5	9
Opponent totals			26	26	2412	185	131	48	1.79	3	3	11	10	5	5

\* = Played with other teams in 2001. Only Dallas Burn statistics listed here.

## 2001 Game-by-game

Finished third in the Western Conference

DATE	OPPONENT	RESULT	ATT.	W-L-T	POS.	PTS	NOTES:
04/07/2001	Tampa Bay	L 2-4	15,124	0-1-0	4	0	DAL: Rodriguez (16, 26) TB: Ralston (14), Addo (21), Curtis (51), Diallo (55)
04/14/2001	at San Jose	W 1-0	13,919	1-1-0	T3	3	DAL: Rhine (19)
04/21/2001	Chicago	W 3-2 (OT)	9,785	2-1-0	T1	6	DAL: Rhine (82), Kreis (91) Graziani (96) CHI: Bocanegra (42), Beasley (81)
04/28/2001	at MetroStars	L 2-3	17,543	2-2-0	T2	6	DAL: Farrer (71), Rodriguez (93+) NY: Villegas (22), Chung (32) Mathis (60) COL: Bravo (87)
05/05/2001	Colorado	L 0-1	14,504	2-3-0	T2	6	DAL: Rodriguez (46+), Kreis (58), Farrer (77), Graziani (82)
05/12/2001	Columbus	W 4-0	14,087	3-3-0	2	9	--
05/19/2001	at Los Angeles	T 0-0 (OT)	15,881	3-3-1	2	10	SJ: Cerritos (15), DeRosario (92+)
05/23/2001	San Jose	L 0-2	7,505	3-4-1	2	10	DAL: Rhine (8), Graziani (79) MIA: Marshall (2), Serna (25, 84, 87), Chacon (34), Mastroeni (52)
06/02/2001	Miami	L 2-6	10,049	3-5-1	T2	10	DAL: Kreis (15)
06/06/2001	at Tampa Bay	W 1-0	5,834	4-5-1	2	13	DAL: Suarez (17), Rhine (29), Martinez (73)
06/09/2001	D.C. United	W 3-0	11,114	5-5-1	2	16	DAL: Own goal (6, 56), Suarez (29), Vaca (35), Broome (83), Korol (90) COL: Balboa (25), Diaz Arce (28, 36)
06/16/2001	at Colorado	W 6-3	12,652	6-5-1	2	19	DAL: Graziani (19) CLB: Lapper (30), West (54)
06/23/2001	Columbus	L 1-2	10,940	6-6-1	2	19	--
06/30/2001	Los Angeles	T 0-0 (OT)	16,104	6-6-2	2	20	DAL: Johnson (95+) NE: Cate (29)
07/04/2001	New England	T 1-1 (OT)	21,343	6-6-3	2	21	DAL: Deering (75), Kreis (82) CLB: Perez (81), Buddle (90)
07/07/2001	at Columbus	T 2-2 (OT)	18,937	6-6-4	2	22	DAL: Pareja (21), Graziani (53) TB: Lassiter (73, 75), Lowe (89)
07/14/2001	at Kansas City	L 2-3	8,031	6-7-4	2	22	DAL: Kreis (36), Graziani (49), Rodriguez (53)
07/18/2001	Tampa Bay	W 3-0	7,119	7-7-4	2	25	DAL: Graziani (11) CHI: Stoitchov (77), Wynalda (99)
07/21/2001	at Chicago	L 1-2 (OT)	20,357	7-8-4	3	25	DAL: Korol (86) NE: Sunsing (9), Chronopolous (49, 81), Okah (76), Cate (76)
08/04/2001	at New England	L 1-5	10,326	7-9-4	3	25	DAL: Vaca (25), Kreis (34), Johnson (74)
08/11/2001	MetroStars	W 3-0	11,877	8-9-4	3	28	CLB: Maisonneuve (18), Washington (75), Perez (91+)
08/15/2001	at Columbus	L 0-3	19,008	8-10-4	3	28	DAL: Kreis (23), Deering (56) MIA: Chacon (36,78), Preki (51), Henderson (90)
08/18/2001	at Miami	L 2-4	9,750	8-11-4	3	28	DAL: Graziani (7, 57), Kubik (37)
08/25/2001	Kansas City	W 3-0	13,914	9-11-4	3	31	DAL: Pareja (25), Graziani (67), Rodriguez (97)
08/29/2001	at Tampa Bay	W 3-2 (OT)	4,286	10-11-4	3	34	TB: Ralston (8), Barclay (89)
09/08/2001	at Chicago	T 2-2 (OT)	24,866	10-11-5	3	35	DAL: Rhine (86), Graziani (91+) CHI: Gutierrez (68), Nowak (81)
<b>PLAYOFFS:</b>							
DATE	OPPONENT	RESULT	ATT.	W-L-T	RND.	PTS	NOTES:
9/20/2001	at Chicago	L 2-0	8,314	0-1-0	QTR		CHI: Bocanegra (40), Whitfield (98+)
9/23/2001	Chicago	D 1-1	17,149	0-1-1	QTR		DAL: Deering (27) CHI: Beasley (84)
9/29/2001	at Chicago	L 2-0	12,811	0-2-1	QTR		CHI: Kovalenko (17), Armas (55)

### FINAL REGULAR SEASON STANDINGS

#### EASTERN CONFERENCE

	OVERALL								HOME						ROAD					
	GP	W	L	T	PTS	GF	GA	GD	W	L	T	GF	GA	W	L	T	GF	GA		
Miami	26	16	5	5	53	57	36	21	10	2	2	34	22	6	3	3	23	14		
MetroStars	26	13	10	3	42	38	35	3	9	3	1	23	14	4	7	2	15	21		
New England	27	7	14	6	27	35	52	-17	6	5	2	25	25	1	9	4	10	27		
D.C. United	26	8	16	2	26	42	50	-8	6	4	2	26	19	2	12	0	16	31		

#### CENTRAL CONFERENCE

	OVERALL								HOME					ROAD				
	GP	W	L	T	PTS	GF	GA	GD	W	L	T	GF	GA	W	L	T	GF	GA
Chicago	27	16	6	5	53	50	30	20	9	2	3	26	14	7	4	2	24	16
Columbus	26	13	7	6	45	49	36	13	7	1	5	29	15	6	6	1	20	21
Dallas	26	10	11	5	35	48	47	1	6	5	2	25	18	4	6	3	23	29
Tampa Bay	27	4	21	2	14	32	68	-36	2	10	2	18	28	2	11	0	14	40

#### WESTERN CONFERENCE

	-----OVERALL-----								-----HOME-----					-----ROAD-----				
	GP	W	L	T	PTS	GF	GA	GD	W	L	T	GF	GA	W	L	T	GF	GA
Los Angeles	26	14	7	5	47	52	36	6	9	3	1	26	12	5	4	4	26	24
San Jose	26	13	7	6	45	47	29	18	8	2	3	28	12	5	5	3	19	17
Kansas City	27	11	13	3	36	33	53	-20	8	4	1	19	21	3	9	2	14	32
Colorado	26	5	13	8	23	36	47	-11	3	6	4	18	22	2	7	4	18	25

## 2000 Season (14-14-4, 46 pts)



### HEAD COACH

Dave Dir: 14-14-4

### PLAYOFFS

Lost to New York in the quarterfinals

### MLS HONORS

Jason Kreis: MLS All-Star

Ariel Graziani: MLS All-Star, MLS Player of the Week (Weeks 1,16)

### TEAM HONORS

Ariel Graziani: MVP

Jason Kreis: Golden Boot

Jorge Rodriguez: Defender of the Year

### 2000 FC DALLAS FINAL STATISTICS

UNF	POS	PLAYER	GP	GS	MIN	G	A	SHT	SOG	FC	FS	OFF	CK	C	E
20	F	Ariel Graziani	24	24	2138	15	3	74	45	58	62	37	7	6	1
9	F	Jason Kreis	27	27	2409	11	13	82	41	61	51	14	5	4	0
16	F	Aleksey Korol	21	11	1024	5	3	30	17	18	12	10	3	0	0
17	M-D	Jorge Rodriguez	25	22	2066	4	6	17	8	22	16	0	2	3	1
2	D	Eric Dade	31	30	2666	4	2	12	9	57	24	1	0	3	0
8	M	Oscar Pareja	29	27	2354	3	10	37	15	58	77	3	24	6	0
41	M-F	Ted Eck	29	22	1918	3	2	16	7	45	46	0	1	5	0
15	M	Chad Deering	29	24	2195	2	9	34	16	43	29	4	63	8	0
6	M	Lazo Alavanja	24	15	1440	2	5	16	5	32	23	0	15	4	0
11	M	Antonio Martinez	15	3	531	2	3	9	5	12	14	5	12	1	0
19	F	Bobby Rhine	23	17	1384	1	6	27	14	23	28	13	5	0	0
7	M	Mark Santel	25	18	1744	1	4	13	7	23	27	8	5	0	0
*5	M	Esmundo Rodriguez	3	1	84	1	0	1	1	0	2	1	0	0	0
4	M	Paul Broome	20	12	1112	0	7	6	2	18	23	4	1	5	0
23	M	Sergi Daniv	18	16	1319	0	2	15	5	30	33	3	0	4	2
10	D	Ricardo Iribarren	22	21	1675	0	2	1	1	53	14	0	0	10	0
18	D	Richard Farrer	28	20	2095	0	1	0	0	17	19	0	0	2	0
22	GK	Matt Jordan	31	31	2830	0	1	0	0	2	7	0	0	0	0
*14	F	Mike Burke	2	0	41	0	0	1	1	1	0	0	0	0	0
13	M	Brian Haynes	1	0	23	0	0	1	0	1	0	0	0	0	0
21	GK	Johann Noetzel	1	1	90	0	0	0	0	0	0	0	0	0	0
12	D	Brandon Pollard	15	9	828	0	0	0	0	14	13	0	0	1	0
24	M-F	Angel Rivillo	1	0	19	0	0	0	0	0	0	0	0	0	0
5	M	Kirk Wilson	1	45	0	0	0	0	0	1	0	0	0	0	0
3	M-F	Steve Bernal	0	0	0	0	0	0	0	0	0	0	0	0	0
Team totals			32	32	2920	54	79	392	199	588	521	103	143	62	4
Opponent totals			32	32	2920	54	65	419	196	536	571	86	177	62	4

GAME-WINNING GOALS: Jason Kreis 4, Aleksey Korol 2, Ariel Graziani 2, Eric Dade 2, Jorge Rodriguez 1, Antonio Martinez 1, Ted Eck 1, Chad Deering 1

GAME-WINNING ASSISTS: Oscar Pareja 4, Jason Kreis 4, Bobby Rhine 3, Mark Santel 2, Ariel Graziani 2, Chad Deering 2, Four players tied with 1.

PENALTY KICK GOALS/ATTEMPTS: Jorge Rodriguez 1-1

### DALLAS BURN INDIVIDUAL GOALKEEPING

UNF	POS	GOALKEEPER	GP	GS	MIN	SHTS	SV	GA	GAA	PG	PA	W	L	T	S
21	GK	Johann Noetzel	1	1	90	8	7	1	1.00	0	0	1	0	0	0
22	GK	Matt Jordan	31	31	2830	188	124	53	1.69	4	5	13	14	4	7
Team totals			32	32	2920	196	131	54	1.66	4	5	14	14	4	7
Opponent totals			32	32	2920	199	127	54	1.66	1	1	14	14	4	6

\* = Played with other teams in 2000. Only Dallas Burn statistics listed here.

# 2000 Game-by-game

## Finished third in the Central Conference

DATE	OPPONENT	RESULT	ATT.	W-L-T	POS.	PTS	NOTES:
03/18/2000	Chicago	W 4-2	12,891	1-0-0	T1	3	DAL: Kreis (28); Graziani (55); Dade (79); Graziani (85) CHI: Stoitchoy (14, 42) COL: Balboa (80)
03/25/2000	Colorado	L 0-1	13,119	1-1-0	T2	3	
<b>MARCH RECORD: 1-1-0</b>							
04/01/2000	Tampa Bay	W 1-0	11,491	2-1-0	T1	6	DAL: Kreis (69)
04/08/2000	New England	W 2-1	14,758	3-1-0	1	9	DAL: Graziani (38), Kreis (74) NE: Torres (42)
04/15/2000	at Los Angeles	L 1-2	16,241	3-2-0	T1	9	DAL: Graziani (83) LA: Caligiuri (17), Mathis (67)
04/22/2000	at San Jose	L 0-5	8,871	3-3-0	T1	9	SJ: Cerritos (10, 36), Brose (14), Conteh (40, 70)
04/29/2000	Columbus	W 2-1	15,277	4-3-0	T1	12	DAL: Pareja (13), Graziani (37) CLB: Washington (24)
<b>APRIL RECORD: 3-2-0</b>							
05/06/2000	at Tampa Bay	L 1-3	7,051	4-4-0	3	12	DAL: Graziani (14) TB: Diallo (45, 84) Anderson (90)
05/13/2000	Los Angeles	T 1-1 (OT)	20,417	4-4-1	3	13	DAL: Kreis (46+) LA: Caligiuri (55)
05/20/2000	at Columbus	L 1-2	13,548	4-5-1	T3	13	DAL: Kreis (71) CLB: Washington (10) West (61)
05/24/2000	at Chicago	L 3-4	5,330	4-6-1	T3	13	DAL: J.Rodriguez (37), Kreis (57), Deering (63) CHI: Own goal (51), Rasov (79, 91+), Kovalenko (89)
05/27/2000	at D.C. United	L 2-3	18,120	4-7-1	4	13	DAL: Kreis (13), Kreis (47) DC: Albright (11), Llamasa (22), Own goal (75)
<b>MAY RECORD: 0-4-1</b>							
06/03/2000	Tampa Bay	L 2-3	7,099	4-8-1	4	13	DAL: Dade (8), J.Rodriguez (85) TB: Diallo (5, 29), Valderrama (71)
06/07/2000	Columbus	W 3-2	7,815	5-8-1	4	16	DAL: Alavanja (11), Eck (83), Korol (89) CLB: West (18), Perez (43)
06/10/2000	at Columbus	T 1-1 (OT)	14,925	5-8-2	4	17	DAL: Korol (4) CLB: Farrell (72)
06/17/2000	Kansas City	W 4-1	7,912	6-8-2	3	20	DAL: Graziani (15), Kreis (66), Graziani (82), Santel (90) KC: McKeon (45)
06/21/2000	at Kansas City	T 0-0 (OT)	5,675	6-8-3	3	21	--
06/24/2000	at D.C. United	L 0-2	17,186	6-9-3	4	21	DC: Albright (65), Diaz Arce (90)
06/28/2000	at Colorado	L 0-1	4,640	6-10-3	4	21	COL: Vermillion (55)
<b>JUNE RECORD: 2-3-2</b>							
07/01/2000	Los Angeles	W 4-2	19,644	7-10-3	4	24	DAL: Graziani (26), Graziani (38), Eck (49), Kreis (81) LA: Hernandez (83), Vanney (93+)
07/05/2000	at MetroStars	L 1-2	9,193	7-11-3	4	24	DAL: Eck (24) NY: Mathis (31), Walsh (59)
07/08/2000	D.C. United	W 3-0	9,394	8-11-3	3	27	DAL: Dade (13), Alavanja (36), Graziani (78)
07/15/2000	at Miami	W 3-0	6,387	9-11-3	4	30	DAL: Graziani (24, 44), Dade (56)
07/19/2000	Miami	T 1-1 (OT)	6,974	9-11-4	T3	31	DAL: E.Rodriguez (21) MIA: McKinley (39)
<b>JULY RECORD: 3-1-1</b>							
08/02/2000	at New England	W 2-1	13,910	10-11-4	T3	34	DAL: Rhine (21), Kreis (87) NE: Harris (87)
08/05/2000	at Tampa Bay	L 1-2	10,327	10-12-4	4	34	DAL: Korol (90+) TB: Lagos (20, 47)
08/12/2000	D.C. United	W 1-0	10,204	11-12-4	3	37	DAL: Martinez (87)
08/16/2000	Chicago	W 3-0	4,869	12-12-4	3	40	DAL: Korol (25); Korol (67); Pareja (82)
08/26/2000	MetroStars	L 4-6	12,940	12-13-4	3	40	DAL: Graziani (26), J.Rodriguez (46+), Pareja (54), Martinez (64) NY: Mathis (3, 26, 40, 68, 83), Valencia (88) CHI: Wolff (18, 59), Beasley (71, 77)
08/30/2000	at Chicago	L 0-4	8,256	12-14-4	3	40	
<b>AUGUST RECORD: 3-3-0</b>							
09/06/2000	at Los Angeles	W 1-0	11,744	13-14-4	3	43	DAL: J.Rodriguez (37)
09/09/2000	San Jose	W 2-1	14,833	14-14-4	3	46	DAL: Graziani (44), Deering (89) SJ: Solis (59)
<b>SEPTEMBER RECORD: 2-0-0</b>							

### PLAYOFFS:

DATE	OPPONENT	RESULT	ATT.	W-L-T	RND	NOTES:
09/15/2000	at MetroStars	L 1-2 (OT)	14,868	0-1-0	QTR	DAL: Rhine (67); MET: Mathis (34) Valencia (100)
09/20/2000	MetroStars	L 1-2	7,555	0-2-0	QTR	DAL: J. Rodriguez (82); MET: Mathis (53,81)

### FINAL REGULAR SEASON STANDINGS

#### EASTERN CONFERENCE

	OVERALL								HOME				ROAD			
	GP	W	L	T	PTS	GF	GA	GD	W	L	T	GF	GA	W	L	T
MetroStars	32	17	12	3	54	64	56	8	9	4	3	32	24	8	8	0
New England	32	13	13	6	45	47	49	-2	9	4	3	27	20	4	9	3
Miami	32	12	15	5	41	54	56	-2	8	5	3	31	26	4	10	2
D.C. United	32	8	18	6	30	44	63	-19	6	7	3	25	31	2	11	3

#### CENTRAL CONFERENCE

	OVERALL								HOME				ROAD			
	GP	W	L	T	PTS	GF	GA	GD	W	L	T	GF	GA	W	L	T
Chicago	32	17	9	6	57	67	51	16	13	2	1	40	18	4	7	5
Tampa Bay	32	16	12	4	52	62	50	12	10	4	2	38	23	6	8	2
Dallas	32	14	14	4	46	54	54	0	11	3	2	37	22	3	11	2
Columbus	32	11	16	5	38	48	58	-10	7	6	3	29	25	4	10	2

#### WESTERN CONFERENCE

	OVERALL								HOME				ROAD			
	GP	W	L	T	PTS	GF	GA	GD	W	L	T	GF	GA	W	L	T
Kansas City	32	16	7	9	57	47	29	18	11	4	1	27	14	5	3	8
Los Angeles	32	14	10	8	50	47	37	10	8	3	5	20	15	6	7	3
Colorado	32	13	15	4	43	43	59	-16	8	5	3	19	21	5	10	1
San Jose	32	7	17	8	29	35	50	-15	5	6	5	26	22	2	11	3



# 1999 Season (19-13-0, 51 pts)



**HEAD COACH**  
Dave Dir, 19-13-0

**PLAYOFFS**  
Lost to Los Angeles in semifinals.

**MLS HONORS**  
Jason Kreis: MLS All-Star, MLS Best XI, MLS Scoring Champion (18 Goals, 15 Assists), Player of the Month (June), Player of the Week (Weeks, 1, 5, 12, 17, 29, 30)  
Matt Jordan: MLS All-Star, Player of the Week (Week 4)  
Ariel Graziani: MLS Player of the Week (Weeks 23)

**TEAM HONORS**  
Jason Kreis: MVP, Golden Boot  
Matt Jordan: Defender of the Year

## 1999 DALLAS BURN STATISTICS

UNF	POS	PLAYER	GP	GS	MIN	G	A	SHT	SOG	FC	FS	OFF	CK	C	E
9	F	Jason Kreis	32	32	2815	18	15	114	57	49	58	29	79	5	0
15	M	Chad Deering	25	22	1936	4	7	39	22	39	24	0	11	2	0
11	M	Oscar Pareja	27	25	1954	4	6	32	17	37	59	7	37	3	0
10	F	Dante Washington	21	10	989	4	4	36	18	20	21	15	0	0	0
41	M/F	Ted Eck	31	25	2290	4	3	27	13	35	42	0	1	4	0
*20	F	Ariel Graziani (DAL)	8	8	692	4	1	23	12	11	17	12	0	1	0
17	M/D	Jorge Rodriguez	30	28	2538	3	3	20	10	33	28	3	4	3	0
11	F	John Jairo Trellez	17	9	792	3	2	16	7	10	16	15	1	0	0
18	D	Richard Farrer	30	29	2608	2	1	7	4	14	16	0	0	1	1
19	F	Bobby Rhine	16	4	488	2	1	4	2	4	7	11	0	0	0
7	M	Mark Santel	26	22	1779	1	6	13	9	19	23	11	6	1	0
4	M	Paul Broome	13	5	627	1	2	12	8	10	15	4	0	2	0
13	M	Brian Haynes	18	3	532	1	2	6	1	10	8	0	8	1	1
16	M	Temoc Suarez	17	11	944	1	1	11	5	15	16	2	10	4	0
20	F	*Mickey Trotman	4	3	230	1	1	13	5	8	9	4	1	0	0
14	M	*Leonel Alvarez	21	20	1794	0	6	14	6	36	22	1	0	3	1
23	M	Sergi Daniv	13	12	1015	0	2	16	8	26	15	0	1	4	0
12	D	Brandon Pollard	31	31	2790	0	2	5	0	40	34	1	0	5	0
22	GK	Matt Jordan	29	29	2584	0	1	0	0	1	3	0	0	1	1
21	M	Lazo Alavanja	1	0	45	0	0	1	0	0	0	0	0	0	0
2	D	Eric Dade	24	19	1630	0	0	1	0	26	11	0	0	5	1
1	GK	Mark Dodd	6	3	296	0	0	0	0	0	0	0	0	0	0
5	M	Kirk Wilson	5	2	222	0	0	3	1	5	2	0	0	0	0
6	F	Gabe Jones	0	0	0	0	0	0	0	0	0	0	0	0	0
24	D	Andrew Parrish	0	0	0	0	0	0	0	0	0	0	0	0	0
25	GK	Miguel Pineda	0	0	0	0	0	0	0	0	0	0	0	0	0
24	GK	Scott Vallow	0	0	0	0	0	0	0	0	0	0	0	0	0
Own-goals received					1										
Team totals			32	32	2880	54	66	413	205	448	446	115	159	45	5
Opponent totals			32	32	2880	35	44	436	195	466	423	52	197	44	5

GAME-WINNING GOALS: Jason Kreis 6, Jorge Rodriguez 2, Oscar Pareja 2, Ariel Graziani 2, four players tied with 1.

GAME-WINNING ASSISTS: Jason Kreis 7, Ted Eck 3, Leonel Alvarez 3, Mark Santel 2, Oscar Pareja 2, eight players tied with 1.

PENALTY KICK GOALS/ATTEMPTS: Jason Kreis 1-2, Oscar Pareja 1-1

## DALLAS BURN INDIVIDUAL GOALKEEPING

UNF	POS	GOALKEEPER	GP	GS	MIN	SHTS	SV	GA	GAA	PG	PA	W	L	T	SO
22	GK	Matt Jordan	29	29	2584	172	133	31	1.08	0	2	17	11	0	11
1	GK	Mark Dodd	6	3	296	23	18	4	1.22	0	0	2	2	0	1
Team totals			32	32	2880	195	151	35	1.09	0	2	19	13	0	12
Opponent totals			32	32	2880	205	141	54	1.69	2	3	13	19	0	5

\* = Played with other teams in 1999. Only Dallas Burn statistics listed here.

# 1999 Game-by-game

## Finished second in the Western Conference

DATE	OPPONENT	RESULT	ATT.	W-L-T	POS.	PTS	NOTES:
03/20/1999	Kansas City	W 4-0	17,112	1-0-0	T1	3	DAL: Trotman(53); Kreis (55); Kreis (80); Kreis (84)
03/28/1999	at Los Angeles	L 0-0 (2-3)	27,034	1-1-0	2	3	--
MARCH RECORD:		2-1-0					
04/10/1999	at Chicago	W 0-0 (3-1)	27,311	2-1-0	2	4	--
04/15/1999	at Miami	L 1-1 (0-3)	7,013	2-2-0	2	4	DAL: Washington (58)   MIA: Serna (74)
04/18/1999	Tampa Bay	W 2-1	13,697	3-2-0	2	7	DAL: Kreis (39); Kreis (90)   TB: Shannon (87)
04/24/1999	Columbus	W 2-0	12,241	4-2-0	2	10	DAL: Pareja (4); Kreis (39)
04/30/1999	at San Jose	L 1-1 (2-3)	10,071	4-3-0	2	10	DAL: Suarez (7)   SJ: Cerritos (14)
APRIL RECORD:		3-2-0					
05/08/1999	Colorado	L 1-1 (1-2)	10,550	4-4-0	2	10	DAL: Kreis (88)   COL: Bravo (80)
05/15/1999	San Jose	W 2-1	16,372	5-4-0	2	13	DAL: Rhine (9); Rhine (65)   SJ: Barrett (10)
05/22/1999	at San Jose	L 1-1 (1-3)	12,133	5-5-0	3	13	DAL: Kreis (81)   SJ: Cerritos (10)
05/26/1999	Miami	W 2-1	7,529	6-5-0	2	16	DAL: Trellez (34); Rodriguez (85)   MIA: Serna (50)
MAY RECORD:		2-2-0					
06/05/1999	at MetroStars	W 5-2	11,567	7-5-0	1	19	DAL: Trellez (31); Santel (39); Kreis (59); Kreis (66), Haynes (78) NY: Kelly (51), Walsh (84)
06/12/1999	at Kansas City	L 0-1	9,336	7-6-0	2	19	KC: Own goal (61)
06/16/1999	D.C. United	W 3-0	8,817	8-6-0	1	22	DAL: Washington (69); Deering (75); Washington (79)
06/19/1999	at Colorado	L 1-2	11,112	8-7-0	2	22	DAL: Eck (24)   COL: Bravo (13), Dely Valdes (78)
06/26/1999	New England	W 2-0	12,561	9-7-0	2	25	Rodriguez (37); Kreis (90)
JUNE RECORD:		3-2-0					
07/02/1999	at Chicago	L 1-1 (3-4)	12,185	9-8-0	2	25	DAL: Pareja (35)   CHI: Wolff (65)
07/04/1999	Chicago	L 1-2	17,621	9-9-0	T2	25	DAL: Own Goal (Kotschau) (15)   CHI: Razov (4, 35)
07/10/1999	Kansas City	W 5-0	7,485	10-9-0	T2	28	DAL: Kreis (8), Deering (80), Broome (84), Eck (89), Kreis (90)
07/24/1999	at Columbus	L 1-4	19,356	10-10-0	T2	28	DAL: Eck's (90)   CLB: Elcock (28), Cunningham (42), John (50), West (71)
07/31/1999	Colorado	L 0-2	13,712	10-11-0	T3	28	COL: Harris (8), Anderson (58)
JULY RECORD:		1-4-0					
08/04/1999	MetroStars	W 2-0	7,622	11-11-0	2	31	NY: Kreis (71); Trellez (85)
08/14/1999	at Los Angeles	L 0-2	14,635	11-12-0	4	31	LA: Hendrickson (7), Own goal (58)
08/18/1999	at Colorado	W 3-0	5,942	12-12-0	T3	34	DAL: Graziani (4), Pareja (30), Rodriguez (85)
08/22/1999	Chicago	W 3-3 (4-3)	7,237	13-12-0	3	35	DAL: Graziani (39), Deering (43), Farrer (55)   CHI: Wolff (49, 90) Kovalenko (53)
08/28/1999	Los Angeles	W 1-0	14,033	14-12-0	4	38	DAL: Graziani (53)
AUGUST RECORD:		4-1-0					
09/04/1999	at D.C. United	L 1-4	12,093	14-13-0	4	38	DAL: Graziani (28)   DC: Moreno (17), Etcheverry (24, 47), Maessner (76)
09/11/1999	San Jose	W 1-0	15,584	15-13-0	4	41	DAL: Kreis (78)
09/18/1999	at Kansas City	W 1-1 (3-0)	6,096	16-13-0	4	42	DAL: Eck (75)   KC: Lalas (86)
09/24/1999	at New England	W 1-0	9,273	17-13-0	3	45	DAL: Pareja (70)
SEPTEMBER RECORD:		3-1-0					
10/03/1999	Los Angeles	W 4-3	13,208	18-13-0	T2	48	DAL: Kreis (7), Kreis (64), Deering (73), Farrer (77) LA: Hermosillo (26, 44), Own goal (30)
10/10/1999	at Tampa Bay	W 2-1	13,189	19-13-0	2	51	DAL: Washington (16), Kreis (82)   TB: Lagos (71)
OCTOBER RECORD:		2-0-0					
PLAYOFFS:							
DATE	OPPONENT	RESULT	ATT.	W-L-T	RND	NOTES:	
10/16/1999	Chicago	W 2-1	10,980	1-0-0	QTR	DAL: Graziani (52) Santel (75); CHI: Ball (79)	
10/23/1999	at Chicago	L 0-4	13,197	1-1-0	QTR	CHI: Nowak (18), Kosecki (36), Razov (43), Kovalenko (46)	
10/27/1999	Chicago	W 3-2	9,795	2-1-0	QTR	DAL: Deering (55) Rodriguez (84) Graziani (86) CHI: Razov (3) Marsch (5)	
10/31/1999	at Los Angeles	L 1-2	17,372	2-2-0	SEM	DAL: Graziani (75)   LA: Cienfuegos (39) Hendrickson (90)	
11/07/1999	Los Angeles	W 3-2	13,816	3-2-0	SEM	DAL: Graziani (33,73); LA: Hermosillo (13,54)	
11/11/1999	at Los Angeles	L 1-3	25,703	3-3-0	SEM	DAL: Kreis (89)   LA: Vanney (3) Hermosillo (20) Cienfuegos (68)	

### FINAL REGULAR SEASON STANDINGS

#### EASTERN CONFERENCE

	----- OVERALL -----							----- HOME -----							----- ROAD -----						
	GP	W	L	T	PTS	GF	GA	GD	W	L	T	GF	GA		W	L	T	GF	GA		
D.C. United	32	23	9	0	57	65	43	22	10	6	0	32	22		13	3	0	33	21		
Columbus	32	19	13	0	45	48	39	9	10	6	0	29	18		9	7	0	19	21		
Tampa Bay	32	14	18	0	32	51	50	1	6	10	0	25	29		8	8	0	26	21		
Miami	32	13	19	0	29	42	59	-17	10	6	0	26	22		3	13	0	16	37		
New England	32	12	20	0	26	38	53	-15	6	10	0	20	28		6	10	0	18	25		
New York	32	7	25	0	15	32	64	-32	3	13	0	17	30		4	12	0	15	34		

#### WESTERN CONFERENCE

	----- OVERALL -----							----- HOME -----							----- ROAD -----						
	GP	W	L	T	PTS	GF	GA	GD	W	L	T	GF	GA		W	L	T	GF	GA		
Los Angeles	32	20	12	0	54	49	29	20	12	4	0	24	10		8	8	0	25	19		
Dallas	32	19	13	0	51	54	35	19	13	3	0	35	14		6	10	0	19	21		
Chicago	32	18	14	0	48	51	36	15	10	6	0	26	13		8	8	0	25	23		
Colorado	32	20	12	0	48	38	39	-1	11	5	0	19	15		9	7	0	19	24		
San Jose	32	19	13	0	37	48	49	-1	13	3	0	28	22		6	10	0	20	27		
Kansas City	32	8	24	0	20	33	53	-20	6	10	0	24	21		2	14	0	9	32		

# 1998 Season (15-17-0, 37 pts)



## HEAD COACH

Dave Dir, 15-17-0

## PLAYOFFS

Lost to Los Angeles in quarterfinals.

## MLS HONORS

Leon Alvarez: MLS All-Star Reserve

## TEAM HONORS

Jorge Rodriguez: MVP, Defender of the Year

Jason Kreis: Golden Boot

## 1998 DALLAS BURN STATISTICS

UNF	POS	PLAYER	GP	GS	MIN	G	A	SHT	SOG	FC	FS	OFF	CK	C	E
9	F	Jason Kreis	30	30	2578	9	8	97	39	33	43	11	68	6	1
10	F	Dante Washington	28	21	1852	7	5	51	28	18	27	25	0	1	0
20	F	Mickey Trotman	23	15	1278	5	3	43	17	29	33	18	1	3	0
11	F	*Damian	13	12	893	4	2	31	18	8	34	5	45	3	0
17	M/D	Jorge Rodriguez	30	28	2569	4	2	20	9	29	19	0	4	4	0
15	M	Chad Deering	14	13	1114	3	1	16	4	17	11	0	0	1	1
8	F	Gerell Elliott	17	11	1100	3	1	31	19	3	16	3	0	1	0
13	M	Brian Haynes	31	11	1414	3	1	22	12	22	10	5	31	0	0
41	M/F	Ted Eck	31	28	2331	2	2	34	10	33	32	1	0	5	1
16	M	Temoc Suarez	20	10	831	1	4	16	7	16	12	3	3	1	0
18	D	Richard Farrer	28	24	2119	1	2	11	4	33	13	3	0	3	0
5	M	Jorge Flores	14	8	777	1	0	11	4	13	7	0	1	4	0
*11	M	Oscar Pareja (DAL)	6	4	398	0	2	4	0	5	19	1	1	1	0
14	M	Leonel Alvarez	27	27	2338	0	6	19	6	63	34	2	3	12	2
7	M	Mark Santel	21	20	1634	0	4	12	8	28	15	5	1	3	0
66	M	Alain Sutter	4	4	341	0	2	7	2	1	11	0	24	1	0
1	GK	Mark Dodd	25	24	2205	0	1	0	0	0	3	0	0	1	0
*6	M	Brian Bates (DAL)	4	2	127	0	0	0	0	2	0	0	0	0	0
19	D	Chris Brown	1	0	16	0	0	0	0	0	0	0	0	0	0
2	D	Eric Dade	20	15	1393	0	0	1	0	11	7	0	0	5	0
22	GK	Matt Jordan	1	1	45	0	0	0	0	0	1	0	0	0	0
30	GK	Garth Lagerwey	8	7	630	0	0	0	0	1	3	0	0	1	0
12	D	Brandon Pollard	29	26	2373	0	0	3	2	49	24	0	0	4	0
25	F	Juan Sastoque	3	0	49	0	0	0	0	0	0	1	0	0	0
7	F	Darren Sawatzky	1	0	3	0	0	0	0	0	0	0	0	0	0
6	D	*Tom Soehn	14	11	1020	0	0	2	0	19	9	0	0	3	0
19	F	Edgar Hernandez	0	0	0	0	0	0	0	0	0	0	0	0	0
15	D	Zion Renfrum	0	0	0	0	0	0	0	0	0	0	0	0	0
21	D	Andrew Restrepo	0	0	0	0	0	0	0	0	0	0	0	0	0
Team totals			32	32	2880	43	46	431	189	433	383	83	182	63	6
Opponent totals			32	32	2880	59	71	461	227	413	423	84	194	47	3

GAME-WINNING GOALS: Jason Kreis 6, Jorge Rodriguez 2, Dante Washington 1, Chad Deering 1, Damian 1.

GAME-WINNING ASSISTS: Oscar Pareja 2, Jason Kreis 2, Leonel Alvarez 2, six players with 1.

PENALTY KICK GOALS/ATTEMPTS: Jason Kreis 0-1, Leonel Alvarez 0-1, Damian 1-1

## DALLAS BURN INDIVIDUAL GOALKEEPING

UNF	POS	GOALKEEPER	GP	GS	MIN	SHTS	SV	GA	GAA	PG	PA	W	L	T	SO
1	GK	Mark Dodd	25	24	2205	179	134	42	1.71	3	4	11	13	0	6
30	GK	Garth Lagerwey	8	7	630	44	28	14	2.00	1	1	4	3	0	0
22	GK	Matt Jordan	1	1	45	4	1	3	6.00	0	0	0	1	0	0
Team totals			32	32	2880	227	163	59	1.84	4	5	15	17	0	6
Opponent totals			32	32	2880	189	131	43	1.34	1	3	17	15	0	6

\* = Played with other teams in 1998. Only Dallas Burn statistics listed here.

# 1998 Game-by-game

## Finished fourth in the Western Conference

DATE	OPPONENT	RESULT	ATT.	W-L-T	POS.	PTS	NOTES:
03/21/1998	Colorado	W 1-1 (2-1)	11,103	1-0-0	T2	1	DAL: Washington (37)  COL: Bravo (27)
03/29/1998	Columbus	W 2-1	10,216	2-0-0	T1	4	DAL: Elliott (39), Washington (66)  CLB: McBride (12)
<b>MARCH RECORD:</b>		<b>2-0-0</b>					
04/05/1998	at San Jose	W 2-2 (3-2)	10,069	3-0-0	3	5	DAL: Eck (5); Kreis (48)  SJ: Wynalda (13), Mella (83)
04/11/1998	at Tampa Bay	L 1-3	11,820	3-1-0	4	5	DAL: Flores (57)  TB: Gilmar (11), Hejduk (14, 48)
04/18/1998	San Jose	L 1-2	12,939	3-2-0	5	5	DAL: Elliott (52)  SJ: Mella (71), Lozano (76)
04/25/1998	Kansas City	W 3-1	13,134	4-2-0	2	8	DAL: Elliott (50), Damian (68), Washington (83)  KC: Tinsley (30)
<b>APRIL RECORD:</b>		<b>2-2-0</b>					
05/06/1998	at MetroStars	W 1-0	10,300	5-2-0	2	11	DAL: Kreis (19)
05/16/1998	Colorado	W 2-1	15,280	6-2-0	2	14	DAL: Washington (12); Kreis (62)  COL: Harris (86)
05/20/1998	Kansas City	L 1-1 (3-4)	9,197	6-3-0	2	14	DAL: Trotman (86)  KC: Own goal (84)
05/23/1998	at Los Angeles	L 1-4	21,173	6-4-0	4	14	DAL: Haynes (63)  LA: Sanchez (4), Mathis (25, 66), Welton (48)
05/31/1998	Miami	W 2-0	10,101	7-4-0	2	17	DAL: Kreis (37) Washington (82)
<b>MAY RECORD:</b>		<b>3-2-0</b>					
06/04/1998	Los Angeles	L 1-8	10,047	7-5-0	2	17	DAL: Damian (44)  LA: Welton (13), Vanney (18), Mathis (45) LA: Hendrickson (47, 81), Karapetyan (82, 85)
06/07/1998	at D.C. United	W 4-4 (3-1)	13,454	8-5-0	3	18	DAL: Suarez (24), Farrer (38), Damian (56), Trotman (88) DC: Lassiter (19, 70), Etcheverry (31). Own goal (88)
06/17/1998	at Chicago	L 0-1	9,638	8-6-0	3	18	CHI: Kubik (64)
06/21/1998	Tampa Bay	L 0-1	10,238	8-7-0	3	18	TB: Prampin (50)
06/27/1998	at New England	W 3-3 (4-2)	18,206	9-7-0	3	19	DAL: Kreis (19), Damian (44), Eck (65)  NE: Diaz Arce (6), Own goal (9), Gorter (28)
<b>JUNE RECORD:</b>		<b>2-3-0</b>					
07/01/1998	at Chicago	L 1-4	13,615	9-8-0	3	19	DAL: Haynes (14)  CHI: Kubik (7), Razov (16), Kozacki (20), Podbrozny (36)
07/04/1998	Chicago	L 0-1	12,372	9-9-0	4	19	CHI: Kubik (37)
07/11/1998	at Kansas City	L 0-2	10,053	9-10-0	5	19	KC: Wright (47), Johnson (90)
07/18/1998	New England	L 1-3	10,073	9-11-0	5	19	DAL: Trotman (32)  NE: McKinley (49), Moore (67, 88)
07/25/1998	at Columbus	W 2-1	15,628	10-11-0	5	22	DAL: Trotman (10), Rodriguez (85)  CLB: Yeagley (41)
07/29/1998	Los Angeles	W 3-0	9,720	11-11-0	4	25	DAL: Kreis (6); Trotman (52); Washington (71)
<b>JULY RECORD:</b>		<b>2-4-0</b>					
08/07/1998	D.C. United	L 0-1	9,437	11-12-0	4	25	DC: Lassiter (57)
08/15/1998	at Colorado	W 1-0	8,321	12-12-0	4	28	DAL: Deering (57)
08/19/1998	at Miami	L 1-2	7,051	12-13-0	4	28	DAL: Deering (85)  MIA: Valderrama (50), Gutierrez (87)
08/22/1998	at San Jose	L 1-1 (0-2)	11,706	12-14-0	4	28	DAL: Haynes (76)  SJ: Cerritos (32)
08/29/1998	MetroStars	W 2-0	11,235	13-14-0	4	31	DAL: Kreis (72), Washington (87)
<b>AUGUST RECORD:</b>		<b>2-3-0</b>					
09/02/1998	at Los Angeles	L 0-3	9,113	13-15-0	4	31	LA: Cienfuegos (29), Hermosillo (54), Jones (70)
09/10/1998	Chicago	W 3-2	9,745	14-15-0	4	34	DAL: Kreis (7), Washington (83), Rodriguez (90)  CHI: Razov (49), Wolff (60)
09/13/1998	San Jose	L 1-3	10,325	14-16-0	4	34	DAL: Deering (19)  SJ: Barrett (25), Dragutsevich (67, 73)
09/19/1998	at Kansas City	W 1-0	13,146	15-16-0	4	37	DAL: Kreis (25)
09/26/1998	at Colorado	L 1-3	15,022	15-17-0	4	37	DAL: Rodriguez (57)  COL: Balboa (2, 16), Waldir (32)
<b>SEPTEMBER RECORD:</b>		<b>2-3-0</b>					
<b>PLAYOFFS:</b>							
DATE	OPPONENT	RESULT	ATT.	W-L-T	RND	PTS	NOTES:
10/01/1998	at Los Angeles	L 1-6	10,047	0-1-0	QTR		DAL: Washington (47)  LA: Pena (10,69) Hermosillo (16,32), Cienfuegos (20) Welton (41)
10/04/1998	Los Angeles	L 2-3	8,130	0-2-0	QTR		DAL: Haynes (44) Kreis (48)  LA: Hendrickson (80) Caligiuri (85) Mathis (88)
11/11/1999	at Los Angeles	L 1-3	25,703	3-3-0	SEM		DAL: Kreis (89)  LA: Vanney (3) Hermosillo (20) Cienfuegos (68)

### FINAL REGULAR SEASON STANDINGS

#### EASTERN CONFERENCE

	----- OVERALL -----						----- HOME -----						----- ROAD -----					
	GP	W	L	T	PTS	GF	GA	GD	W	L	T	GF	GA	W	L	T	GF	GA
D.C. United	32	24	8	0	58	74	48	26	14	2	0	40	26	10	6	2	34	22
Columbus	32	15	17	0	45	67	56	11	11	5	0	49	31	4	12	0	18	25
New York	32	15	17	0	39	54	63	-9	10	6	0	39	33	5	11	0	15	30
Miami	32	15	17	0	35	46	68	-22	11	5	0	31	30	4	12	0	15	38
Tampa Bay	32	12	20	0	34	46	57	-11	6	10	0	23	24	6	10	0	23	33
New England	32	11	21	0	29	53	66	-13	6	10	0	25	27	5	11	0	28	39

#### WESTERN CONFERENCE

	----- OVERALL -----						----- HOME -----						----- ROAD -----					
	GP	W	L	T	PTS	GF	GA	GD	W	L	T	GF	GA	W	L	T	GF	GA
Los Angeles	32	24	8	0	68	85	44	41	11	5	0	41	21	13	3	0	44	23
Chicago	32	20	12	0	56	62	45	17	13	3	0	40	17	7	9	0	22	28
Colorado	32	16	16	0	44	62	69	-7	11	5	0	31	24	5	11	0	31	45
Dallas	32	15	17	0	37	43	59	-16	8	8	0	23	26	7	9	0	20	33
San Jose	32	13	19	0	33	48	60	-12	8	8	0	23	21	5	11	0	25	39
Kansas City	32	12	20	0	32	45	50	-5	10	6	0	26	14	2	14	0	19	36

# 1997 Season (16-16-0, 42 pts)



## HEAD COACH

Dave Dir, 16-16-0

## PLAYOFFS

Lost to Colorado in semifinals.

## MLS HONORS

Dante Washington: MLS All-Star, Player of the Week (Weeks 5, 18)

Damian: MLS All-Star, Player of the Week (9)

Alain Sutter: MLS All-Star, Player of the Month (May)

Mark Dodd: MLS All-Star

Diego Sonora: MLS All-Star

Mark Santel: MLS All-Star Reserve

## TEAM HONORS

Mark Dodd: MVP, Defender of the Year

Dante Washington: Golden Boot

## 1997 DALLAS BURN STATISTICS

UNF	POS	PLAYER	GP	GS	MIN	G	A	SHT	SOG	FC	FS	OFF	CK	C	E
10	F	Dante Washington	30	25	2162	12	6	69	38	29	56	23	0	6	0
11	F	Damian	19	19	1479	11	7	68	34	19	61	42	25	7	2
9	F	Jason Kreis	32	21	2200	8	6	61	28	44	44	4	21	3	0
8	F	Gerell Elliott	28	15	1500	7	5	45	34	8	22	22	1	0	0
17	M-D	Jorge Rodriguez	24	21	1874	4	1	38	21	23	26	4	14	3	0
66	M	Alain Sutter	21	21	1801	2	8	46	24	19	37	4	43	3	0
7	M	Mark Santel	31	26	2470	2	6	12	5	38	12	5	4	4	0
22	M	Daniel Peinado	25	22	1870	2	4	13	9	57	46	0	0	4	1
3	D	Wade Webber	18	18	1588	2	1	7	3	27	13	1	1	1	0
41	M-F	Ted Eck	30	22	1839	1	4	27	11	53	32	4	0	1	1
16	M	Temoc Suarez	19	6	721	1	3	10	3	10	12	3	6	0	0
4	D	Diego Sonora	16	16	1421	1	2	9	4	15	25	7	28	2	0
5	M	Jorge Flores	12	8	667	1	1	6	3	12	8	0	7	0	0
6	D	Tom Soehn	25	21	1948	0	2	7	4	29	18	0	0	3	0
9	M	Peter Hattrup	7	2	225	0	1	4	2	3	1	2	4	0	0
12	D	Brandon Pollard	21	16	1526	0	1	0	0	26	25	0	0	1	0
2	D	Eric Dade	15	14	1306	0	0	4	2	31	8	0	0	1	0
1	GK	Mark Dodd	30	30	2700	0	0	1	1	2	7	0	0	0	0
18	D	Richard Farrer	8	6	503	0	0	1	1	5	3	2	0	0	0
13	M	Brian Haynes	1	1	70	0	0	0	0	3	1	0	0	1	0
27	M-F	Gabe Jones	1	0	7	0	0	0	0	0	0	0	1	0	0
30	GK	Garth Lagerwey	2	2	180	0	0	0	0	0	0	0	0	0	0
24	D	Joey Martinez	19	19	1503	0	0	2	2	24	5	0	0	4	0
25	F	Juan Sastoque	2	0	23	0	0	0	0	1	1	2	0	0	0
20	F	Dan Stebbins	1	1	38	0	0	1	1	0	2	0	0	0	0
00	GK	Jeff Cassar	0	0	0	0	0	0	0	0	0	0	0	0	0
30	GK	Marcus Roy	0	0	0	0	0	0	0	0	0	0	0	0	0
Own-goals received						1									
Team totals			32	32	2880	55	58	431	230	478	465	125	155	44	4
Opponent totals			32	32	2880	49	50	500	263	465	478	72	197	42	2

GAME-WINNING GOALS: Dante Washington 3, Damian 3, Alain Sutter 2, Temoc Suarez 1, Jorge Rodriguez 1, Jason Kreis 1, Jorge Flores 1, Gerell Elliott 1

GAME-WINNING ASSISTS: Mark Santel 3, Dante Washington 2, Daniel Peinado 2, Jason Kreis 2, Damian 2, Four players with 1.

PENALTY KICK GOALS/ATTEMPTS: Jason Kreis 4-4, Damian 4-4, Dante Washington 0-1, Peter Hattrup 0-1

## DALLAS BURN INDIVIDUAL GOALKEEPING

UNF	POS	GOALKEEPER	GP	GS	MIN	SHTS	SV	GA	GAA	PG	PA	W	L	T	SO
30	GK	Garth Lagerwey	2	2	180	14	13	1	0.50	0	0	2	0	0	1
1	GK	Mark Dodd	30	30	2700	249	183	48	1.60	6	9	14	16	0	3
Team totals			32	32	2880	263	196	49	1.53	6	9	16	16	0	4
Opponent totals			32	32	2880	230	164	55	1.72	8	10	16	16	0	3

\* = Played with other teams in 1997. Only Dallas Burn statistics listed here.



# 1997 Game-by-game

## Finished third in the Western Conference

DATE	OPPONENT	RESULT	ATT.	W-L-T	POS.	PTS	NOTES:
03/29/1997	New England	L 0-1	11,063	0-1-0	T3	0	NE: own goal (38)
<b>MARCH RECORD:</b>		<b>0-1-0</b>					
04/05/1997	San Jose	W 2-1	6,195	1-1-0	T2	3	DAL: Santel (37) Elliott (66); SJ: Dayak (57)
04/13/1997	at Columbus	L 1-2	10,662	1-2-0	T3	3	DAL: Rodriguez (53); CLB: McBride (6,75)
04/18/1997	at Kansas City	L 1-2	6,272	1-3-0	T3	3	DAL: Elliott (39); KC: Klopas (22) Chung (80)
04/20/1997	Colorado	W 4-1	5,911	2-3-0	2	6	DAL: Washington (25,77) Suarez (49) Elliott (57); COL: C. Henderson (73)
04/23/1997	at Colorado	L 0-1	4,120	2-4-0	T2	6	COL: Bravo (25)
04/26/1997	at Los Angeles	W 2-1	15,247	3-4-0	T1	7	DAL: Elliott (70); LA: Cienfuegos (73)
<b>APRIL RECORD:</b>		<b>3-3-0</b>					
05/04/1997	D.C. United	W 3-2	12,166	4-4-0	2	8	DAL: own goal (33) Kreis (76); DC: Agoos (5) Moreno (88)
05/10/1997	at D.C. United	W 3-2	15,493	5-4-0	T2	9	DAL: Washington (2) Kreis (88); DC: Diaz Arce (50) Pope (75)
05/17/1997	Tampa Bay	W 2-0	15,238	6-4-0	1	12	DAL: Washington (25) Damian (63)
05/23/1997	at Tampa Bay	W 3-1	10,112	7-4-0	1	15	DAL: Sonora (37) Sutter (52) Elliott (73); TB: Lassiter (57)
<b>MAY RECORD:</b>		<b>4-0-0</b>					
06/01/1997	at New England	L 1-3	10,242	7-5-0	2	15	DAL: Eck (41); NE: Conde (63) Baba (65,82)
06/06/1997	Kansas City	L 1-2	9,014	7-6-0	2	15	DAL: Damian (49); KC: Wright (52)
06/15/1997	MetroStars	W 3-1	10,897	8-6-0	3	18	DAL: Washington (48) Damian (62) Kreis (75); MET: Joseph (54)
06/22/1997	at New England	L 2-3	15,819	8-7-0	3	18	DAL: Damian (19) Kreis (27); NE: Farias (29) A. Lalas (65)
06/28/1997	at San Jose	L 1-3	11,941	8-8-0	3	18	DAL: Damian (18); SJ: Medved (48) Lozzano (71) Kinnear (89)
<b>JUNE RECORD:</b>		<b>1-4-0</b>					
07/04/1997	D.C. United	L 2-3	16,089	8-9-0	3	18	DAL: Peinado (4) Damian (54); DC: Iroha (2) Sanneh (23) Diaz Arce (74)
07/06/1997	at Kansas City	W 3-1	9,205	9-9-0	3	21	DAL: Rodriguez (47,81) Sutter (70); KC: Tinsley (54)
07/13/1997	at Columbus	W 2-1	12,329	10-9-0	3	24	DAL: Webber (20) Flores (45); CLB: McBride (17)
07/18/1997	San Jose	W 3-1	7,371	11-9-0	2	27	DAL: Washington (42,46,68); SJ: Baicher (25)
07/20/1997	at Colorado	W 4-2	8,125	12-9-0	2	30	DAL: Damian (31,63) Peinado (46) Washington (73); COL: Paz (5,13)
07/25/1997	Los Angeles	L 0-3	13,136	12-10-0	2	30	LA: Cienfuegos (57) Hurtado (66,77)
<b>JULY RECORD:</b>		<b>4-2-0</b>					
08/02/1997	Kansas City	L 1-2	7,910	12-11-0	2	30	DAL: Elliott (75); KC: Chung (63) Preki (78)
08/15/1997	at Tampa Bay	L 1-2	8,329	12-12-0	3	30	DAL: Kreis (88); TB: George (28) Lassiter (69)
08/23/1997	MetroStars	L 1-2	9,092	12-13-0	3	30	DAL: Damian (58); MET: own goal (60) Savarese (76)
08/31/1997	Colorado	W 4-1	4,451	13-13-0	3	33	DAL: Kreis (31,76) Washington (35,67); COL: Trittschuh (71)
<b>AUGUST RECORD:</b>		<b>1-3-0</b>					
09/06/1997	Columbus	W 3-0	10,383	14-13-0	2	36	DAL: Rodriguez (66) Washington (74) Webber (76)
09/11/1997	at San Jose	W 1-0	7,955	15-13-0	2	39	DAL: Damian (70)
09/14/1997	Los Angeles	L 1-3	9,032	15-14-0	2	39	DAL: Santel (89); LA: Karapetyan (44) Pena (60) C. Jones (65)
09/16/1997	at MetroStars	W 1-0	11,484	16-14-0	2	42	DAL: Kreis (33)
09/19/1997	at Los Angeles	L 1-2	19,421	16-15-0	2	42	DAL: Damian (54); LA: Armas (35) Welton (83)
09/25/1997	New England	L 1-2	6,897	16-16-0	2	42	DAL: Elliott (31); NE: Moore (58) Keegan (88)
<b>SEPTEMBER RECORD:</b>		<b>3-3-0</b>					
<b>PLAYOFFS:</b>							
DATE	OPPONENT	RESULT	ATT.	W-L-T	RND	PTS	NOTES:
10/5/1997	at Los Angeles	W 1-0	18,921	1-0-0	QTR	--	
10/8/1997	Los Angeles	W 3-0	11,248	2-0-0	QTR		DAL: Washington (29, 69), Peinado (86)
10/12/1997	Colorado	L 0-1	7,376	2-1-0	SEM		COL: Henerdson (42)
10/15/1997	at Colorado	L 1-2	18,452	2-2-0	SEM		DAL: Damian (5) COL: Patino (22), Henderson (87)

### FINAL REGULAR SEASON STANDINGS

#### EASTERN CONFERENCE

----- OVERALL -----										----- HOME -----					----- ROAD -----				
	GP	W	L	T	PTS	GF	GA	GD		W	L	T	GF	GA	W	L	T	GF	GA
D.C. United	32	21	11	0	55	70	53	17		11	5	0	39	24	10	6	0	31	29
Tampa Bay	32	17	15	0	45	55	60	-5		12	4	0	34	22	5	11	0	21	38
Columbus	32	15	17	0	39	42	41	1		11	5	0	25	15	4	12	0	17	26
New England	32	15	17	0	37	40	53	-13		11	5	0	25	20	4	12	0	15	33
New York	32	13	19	0	35	43	53	-10		9	7	0	25	22	4	12	0	18	31

#### WESTERN CONFERENCE

----- OVERALL -----										----- HOME -----					----- ROAD -----				
	GP	W	L	T	PTS	GF	GA	GD		W	L	T	GF	GA	W	L	T	GF	GA
Kansas City	32	21	11	0	49	57	51	6		12	4	0	35	24	9	7	0	22	27
Los Angeles	32	16	16	0	44	55	44	11		10	6	0	31	18	6	10	0	24	26
Dallas	32	16	16	0	42	55	49	6		8	8	0	31	18	8	8	0	25	25
Colorado	32	14	18	0	38	50	59	-9		9	7	0	29	23	5	11	0	21	36
San Jose	32	12	20	0	30	55	59	-4		6	10	0	29	28	6	10	0	26	31

## 1996 Season (17-15-0, 41 pts)



### HEAD COACH

Dave Dir, 17-15-0

### PLAYOFFS

Lost to Kansas City in quarterfinals.

### MLS HONORS

Leonel Alvarez: MLS All-Star, MLS Best XI, Player of the Week (Week 19)

Jason Kreis: MLS All-Star, Player of the Month (July)

Mark Dodd: MLS All-Star Reserve, MLS Best XI, MLS

Goalkeeper of the Year, Player of the Week (Week 11)

Mark Santel: MLS All-Star Reserve

Diego Sonora: MLS All-Star Reserve

### TEAM HONORS

Leonel Alvarez: MVP

Jason Kreis: Golden Boot

Mark Dodd: Defender of the Year

### 1996 DALLAS BURN STATISTICS

UNF	POS	PLAYER	GP	GS	MIN	G	A	SHT	SOG	FC	FS	OFF	CK	C	E
9	F	Jason Kreis	31	29	2564	13	5	90	41	38	48	7	47	4	0
9	F	Hugo Sanchez	23	21	1708	6	3	40	23	27	36	9	0	6	1
8	F	Gerell Elliott	20	16	1523	5	7	43	24	15	25	20	1	0	0
13	M	Brian Haynes	26	23	1983	4	3	29	16	26	40	3	48	1	0
10	M-F	Washington Rodriguez	14	9	806	4	2	28	16	16	18	7	10	2	1
14	M	Leonel Alvarez	22	22	1959	3	5	22	14	35	32	3	1	14	2
*17	F-M	John Kerr	12	10	840	3	1	18	10	8	14	6	2	0	0
4	D	Diego Sonora	31	31	2720	2	7	23	13	46	49	7	2	5	0
41	M-F	Ted Eck	26	16	1564	2	6	24	15	34	37	18	3	3	0
11	M	Lawrence Lozano	31	31	2688	2	1	25	15	50	55	7	0	3	0
7	M	Mark Santel	30	28	2613	1	2	13	8	28	20	4	10	5	0
4	M	Chad Ashton	23	10	974	1	0	23	8	11	12	0	27	1	0
18	D	Richard Farrer	31	31	2758	1	0	3	2	35	29	1	0	2	0
*17	M	Zak Ibsen (DAL)	16	14	1238	1	0	7	6	22	17	1	0	1	0
*10	F	Dante Washington	6	2	257	1	0	10	5	5	10	2	0	0	0
00	GK	Jeff Cassar	2	1	104	0	0	0	0	0	0	0	0	1	0
1	GK	Mark Dodd	31	31	2776	0	0	0	0	0	3	0	0	1	0
5	M	Jorge Flores	8	3	292	0	0	3	2	5	4	0	1	2	0
23	F	Jimmy Glenn	9	0	115	0	0	5	4	2	1	2	0	0	0
23	D	Rene Ortiz	2	1	96	0	0	0	0	2	0	0	0	0	0
12	D	Brandon Pollard	10	9	820	0	0	3	1	8	8	0	0	0	0
3	D	Ed Puskarich	18	14	1238	0	0	2	1	12	14	1	0	2	0
Own-goals received					1										
Team totals			32	32	2880	50	42	411	224	425	472	98	152	53	4
Opponent totals			32	32	2880	48	45	443	244	473	424	82	184	47	3

GAME-WINNING GOALS: Jason Kreis 3, Washington Rodriguez 2, Seven players tied with 1.

GAME-WINNING ASSISTS: Gerell Elliott 2, Ted Eck 2, Leonel Alvarez 2, Diego Sonora 1, Hugo Sanchez 1, Washington Rodriguez 1, John Kerr 1, Brian Haynes 1.

PENALTY KICK GOALS/ATTEMPTS: Hugo Sanchez 1-1, Washington Rodriguez 1-1, Leonel Alvarez 1-1.

### DALLAS BURN INDIVIDUAL GOALKEEPING

UNF	POS	GOALKEEPER	GP	GS	MIN	SHTS	SV	GA	GAA	PG	PA	W	L	T	SO
1	GK	Mark Dodd	31	31	2776	235	160	45	1.46	5	5	17	14	0	6
00	GK	Jeff Cassar	2	1	104	9	6	3	2.60	0	0	0	1	0	0
Team totals			32	32	2880	244	166	48	1.50	5	5	17	15	0	6
Opponent totals			32	32	2880	224	141	50	1.56	3	3	15	17	0	9

\* = Played with other teams in 1996. Only Dallas Burn statistics listed here.

# 1996 Game-by-game

## Finished second in the Western Conference

DATE	OPPONENT	RESULT	ATT.	W-L-T	POS.	PTS	NOTES:
04/14/1996	San Jose	W 1-0	27,779	1-0-0	4	1	
04/18/1996	Kansas City	W 3-0	9,405	2-0-0	1	4	DAL: Kreis (48) Rodriguez (72) Kerr (85)
04/21/1996	at Colorado	L 1-3	21,711	2-1-0	T2	4	DAL: Kerr (59); COL: Balboa (48,64) Bartlett (57)
04/28/1996	at Tampa Bay	W 2-1	14,084	3-1-0	2	7	DAL: Kreis (24) Rodriguez (30); TB: Lassiter (81)
<b>APRIL RECORD:</b>		<b>3-1-0</b>					
05/01/1996	at D.C. United	L 1-3	11,253	3-2-0	2	7	DAL: Rodriguez (43); DC: Diaz Arce (15) Etcheverry (53) Rammel (64)
05/05/1996	Columbus	W 1-0	35,250	4-2-0	2	8	
05/11/1996	at Kansas City	W 3-2	17,706	5-2-0	2	11	DAL: Kreis (27) Kerr (79) Rodriguez (85); KC: Preki (38,45)
05/18/1996	D.C. United	W 3-2	23,251	6-2-0	2	14	DAL: Kreis (40,82) Sanchez (88); DC: Sanneh (65) Agoos (90)
05/23/1996	Tampa Bay	L 0-1	11,457	6-3-0	2	14	TB: Lassiter (82)
05/29/1996	at Colorado	L 0-2	10,971	6-4-0	2	14	COL: C. Henderson (24) Harbor (67)
<b>MAY RECORD:</b>		<b>3-2-0</b>					
06/02/1996	MetroStars	L 0-1	10,610	6-5-0	2	14	MET: Wood (62)
06/08/1996	San Jose	W 4-1	25,187	7-5-0	2	17	DAL: Sanchez (15) Kreis (33) own goal (44) Sonora (65); SJ: E. Espinoza (12)
06/15/1996	Colorado	W 2-1	9,704	8-5-0	2	18	DAL: Sanchez (73); COL: Harbor (0)
06/19/1996	at MetroStars	L 0-1	14,322	8-6-0	2	18	
06/23/1996	at New England	W 4-1	17,066	9-6-0	2	21	DAL: Lozzano (36) Farrer (48) Santel (60) Haynes (89); NE: Keegan (27)
06/29/1996	Kansas City	L 0-1	9,615	9-7-0	2	21	KC: Sorber (39)
<b>JUNE RECORD:</b>		<b>3-3-0</b>					
07/04/1996	D.C. United	W 2-1	16,177	10-7-0	T2	22	DAL: Kreis (33); DC: Diaz Arce (61)
07/07/1996	at D.C. United	L 1-6	11,244	10-8-0	T3	22	DAL: Ashton (69); DC: Diaz Arce (3,48,61,63) Rammel (18,77)
07/10/1996	at MetroStars	L 2-3	17,416	10-9-0	T3	22	DAL: Alvarez (63) Sanchez (66); MET: Caricola (35) Savarese (48,77)
07/17/1996	Los Angeles	W 5-2	17,665	11-9-0	T3	25	DAL: Kreis (23,47) Ibsen (28) Haynes (69) Elliott (83); LA: Hurtado (66) Jones (70)
07/20/1996	at Kansas City	W 2-1	11,592	12-9-0	T2	28	DAL: Kreis (13) Elliott (75); KC: Preki (22)
07/27/1996	Colorado	W 3-0	9,081	13-9-0	2	31	DAL: Alvarez (53) Sanchez (64) Elliott (78)
07/31/1996	at Columbus	W 2-1	13,190	14-9-0	2	34	DAL: Kreis (27) Lozzano (47); CLB: McBride (83)
<b>JULY RECORD:</b>		<b>5-2-0</b>					
08/10/1996	Tampa Bay	W 2-1	12,503	15-9-0	2	37	DAL: Alvarez (16) Haynes (32); TB: Lassiter (35)
08/14/1996	Columbus	L 2-3	7,338	15-10-0	2	37	DAL: Elliott (73,76); CLB: Carrera (62) McBride (83)
08/22/1996	at San Jose	L 0-1	13,359	15-11-0	3	37	SJ:
08/25/1996	at Los Angeles	W 3-2	19,279	16-11-0	T1	40	DAL: Sonora (23) Kreis (32) Washington (76); LA: Hurtado (53,80)
<b>AUGUST RECORD:</b>		<b>2-2-0</b>					
09/04/1996	at New England	L 1-2	12,933	16-12-0	T2	40	DAL: Eck (74); NE: Watson (35) Moore (78)
09/07/1996	New England	L 0-2	18,582	16-13-0	T2	40	NE: Sawatzky (19) Baba (43)
09/11/1996	at San Jose	W 3-2	10,894	17-13-0	T1	41	DAL: Haynes (79) Kreis (87); SJ: E. Espinoza (49) Iroha (74)
09/19/1996	Los Angeles	L 1-2	12,569	17-14-0	T2	41	DAL: Sanchez (23); LA: Hurtado (11) Vanney (48)
09/22/1996	at Los Angeles	L 1-2	18,347	17-15-0	T2	41	DAL: Eck (89); LA: Noamouz (76) Garvey (82)
<b>SEPTEMBER RECORD:</b>		<b>1-4-0</b>					
<b>PLAYOFFS:</b>							
DATE	OPPONENT	RESULT	ATT.	W-L-T	RND	PTS	NOTES:
9/26/1996	at Kansas City	L 2-3	4,466	0-1-0	QTR		DAL: Elliott (21), Ashton (25)  KC: Johnston (16), McKeon (79), Preki (89)
9/29/1996	Kansas City	W 2-1	10,125	1-1-0	QTR		DAL: Kreis (5), Washington (32)  KC: Preki (30)
10/2/1996	at Kansas City	L 2-3	9,802	1-2-0	QTR		DAL: Sanchez (27), Elliott (66)  KC: Chung (41), Takawira (62)

### FINAL REGULAR SEASON STANDINGS

#### EASTERN CONFERENCE

----- OVERALL -----										----- HOME -----					----- ROAD -----				
	GP	W	L	T	PTS	GF	GA	GD		W	L	T	GF	GA	W	L	T	GF	GA
Tampa Bay	32	20	12	0	58	66	51	15		12	4	0	42	25	8	8	0	24	26
D.C. United	32	16	16	0	46	62	56	6		11	5	0	41	22	5	11	0	21	34
New York	32	15	17	0	39	45	47	-2		9	7	0	26	22	6	10	0	19	25
Columbus	32	15	17	0	37	59	60	-1		8	8	0	32	27	7	9	0	27	33
New England	32	15	17	0	33	43	56	-13		10	6	0	25	20	5	11	0	18	36

#### WESTERN CONFERENCE

----- OVERALL -----										----- HOME -----					----- ROAD -----				
	GP	W	L	T	PTS	GF	GA	GD		W	L	T	GF	GA	W	L	T	GF	GA
Los Angeles	32	19	13	0	49	59	49	10		11	5	0	31	17	8	8	0	28	32
Dallas	32	17	15	0	41	50	48	2		10	6	0	25	17	7	9	0	25	31
Kansas City	32	17	15	0	41	61	63	-2		11	5	0	40	28	6	10	0	21	35
San Jose	32	15	17	0	39	50	50	0		9	7	0	29	16	6	10	0	21	34
Colorado	32	11	21	0	29	44	59	-15		8	8	0	30	24	3	13	0	14	35

# A taste that's One of a Kind.

Official Soft Drink of





# TEAM HISTORY





# ALL-TIME FC DALLAS MLS AWARD WINNERS

## MLS BEST XI

2011: Brek Shea.....	MID
2010: David Ferreira.....	MID
2009: Jeff Cunningham.....	FOR
2008: Kenny Cooper.....	FOR
2004: Ronnie O'Brien.....	MID
2002: Oscar Pareja.....	MID
1999: Jason Kreis.....	FOR
1996: Mark Dodd.....	GK
1996: Leonel Alvarez.....	DEF

## MLS GOAL OF THE DECADE

Carlos Ruiz (May 28, 2005 vs. D.C. United)

## MLS SCORING CHAMPION

Year	Player	Goals	Assists
1999	Jason Kreis	18	15
2009	Jeff Cunningham	17	8

## MLS GOALKEEPER OF THE YEAR

Year	Player
1996.....	Mark Dodd

## MLS COMEBACK PLAYER OF THE YEAR

Year	Player
2006.....	Richard Mulrooney
2008.....	Kenny Cooper

## MLS PLAYER OF THE MONTH

Year	Player
July 1996.....	Jason Kreis
May 1997.....	Alain Sutter
June 1999.....	Jason Kreis
May 2005.....	Carlos Ruiz
May 2006.....	Carlos Ruiz
Sept. 2009.....	Jeff Cunningham
Aug. 2010.....	Kevin Hartman
July 2011.....	Kevin Hartman
March 2014.....	Mauro Diaz

## MLS MVP

2010.....	David Ferreira
-----------	----------------

## MLS WORKS HUMANITARIAN OF THE YEAR

Year	Player
2012.....	Chris Seitz

## MLS ROOKIE OF THE YEAR

Year	Player
2014.....	Tesho Akindele

## MLS PLAYER OF THE WEEK

Year	Player	Week
1996	Mark Dodd	11
	Leonel Alvarez	19
1997	Dante Washington	5
	Damian	9
	Dante Washington	18
1999	Jason Kreis	1
	Matt Jordan	4
	Jason Kreis	5
	Jason Kreis	12
	Jason Kreis	17
	Ariel Graziani	23
	Jason Kreis	29
	Jason Kreis	30
2000	Ariel Graziani	1
	Ariel Graziani	16
2002	Jason Kreis	7
	Bobby Rhine	12
	Antonio Martinez	22
2003	D.J. Countess	28
2004	Jeff Cassar	15
	Brad Davis	17
	Ronnie O'Brien	22
2006	Kenny Cooper	16
2007	Juan Tojoa	15
	Abe Thompson	27
2008	Kenny Cooper	18
	Kenny Cooper	19
2009	Jeff Cunningham	16
	Jeff Cunningham	20
	Jeff Cunningham	26
	Jeff Cunningham	30
2010	Brek Shea	11
	Jeff Cunningham	19
2011	David Ferreira	4
2012	David Ferreira	24
2014	Tesho Akindele	23
	Blas Perez	27

## ALL-TIME FC DALLAS ALL-STARS

### MLS ALL-STARS

2013 Starter: Raul Fernandez  
2013 Inactive Roster: George John  
2012 Inactive Roster: Brek Shea (MID)  
2011 Inactive Roster: Brek Shea (MID)  
2010 Starter: Heath Pearce (DEF)  
2010 Reserve: David Ferreira (MID)  
2008 Starter: Kenny Cooper (FOR)  
2008 Starter: Juan Toja (MID)  
2007 Starter: Juan Toja (FOR)  
2006 Starter: Richard Mulrooney (MID)  
2006 Reserves: Ronnie O'Brien (MID)  
2006 Alternate: Dario Sala (GK)  
2006 Alternate: Carlos Ruiz (FOR)  
2006 Alternate: Greg Vanney (DEF)  
2006 Commissioner's Pick: Richard Mulrooney  
2005 Starter: Ronnie O'Brien (MID)  
2005 Starter: Greg Vanney (DEF)  
2005 Starter: Simo Valakari (MID)  
2005 Reserve: Scott Garlick (GK)  
2005 All-Star Head Coach: Colin Clarke  
2005 Inactive Roster: Carlos Ruiz (FOR)  
2005 Inactive Roster: Eddie Johnson (FOR)  
2004 Starter: Cory Gibbs (DEF)  
2004 Starter: Ronnie O'Brien (MID)  
2004 Reserve: Jason Kreis (FOR)  
2004 Commissioner's Pick: Jason Kreis (FOR)  
2003 Alternate: Jason Kreis (FOR)  
2002 Starter: Chad Deering (MID)  
2002 Starter: Ryan Suarez (DEF)  
2002 Reserve: Jason Kreis (FOR)  
2002 Reserve: Joselito Vaca (MID)  
2002 Commissioner's Pick: Joselito Vaca  
2001 Starter: Chad Deering (MID)  
2001 Starter: Ariel Graziani (FOR)  
2001 Inactive Roster: Jason Kreis (FOR)  
2001 Inactive Roster: Lubos Kubik (DEF)  
2000 Reserve: Jason Kreis (FOR)  
2000 Reserve: Ariel Graziani (FOR)  
1999 Reserve: Matt Jordan (GK)  
1999 Reserve: Jason Kreis (FOR)  
1998 Reserve: Leonel Alvarez (MID)  
1997 Starter: Damian (FOR)  
1997 Starter: Mark Dodd (GK)  
1997 Starter: Diego Sonora (DEF)  
1997 Starter: Alain Sutter (MID)  
1997 Starter: Dante Washington (FOR)  
1997 Reserve: Mark Santel (MID)  
1996 Starter: Leonel Alvarez (MID)  
1996 Starter: Jason Kreis (FOR)  
1996 Reserves: Mark Dodd (GK)  
1996 Reserves: Mark Santel (MID)  
1996 Reserves: Diego Sonora (DEF)

## FC DALLAS TEAM AWARD WINNERS

### Most Valuable Player

1996.....	Leonel Alvarez
1997.....	Mark Dodd
1998.....	Jorge Rodriguez
1999.....	Jason Kreis
2000.....	Ariel Graziani
2001.....	Oscar Pareja
2002.....	Oscar Pareja
2003.....	Jason Kreis
2004.....	Simo Valakari
2005.....	Ronnie O'Brien
2006.....	Kenny Cooper
2007.....	Juan Toja
2008.....	Kenny Cooper
2009.....	Jeff Cunningham
2010.....	David Ferreira
2011.....	Brek Shea
2012.....	David Ferreira
2014.....	Fabian Castillo

### Golden Boot

1996.....	Jason Kreis
1997.....	Dante Washington
1998.....	Jason Kreis
1999.....	Jason Kreis
2000.....	Jason Kreis
2001.....	Ariel Graziani
2002.....	Jason Kreis
2003.....	Brad Davis
2004.....	Eddie Johnson
2005.....	Carlos Ruiz
2006.....	Carlos Ruiz
2007.....	Carlos Ruiz
2008.....	Kenny Cooper
2009.....	Jeff Cunningham
2010.....	Jeff Cunningham
2011.....	Brek Shea
2012.....	Blas Perez
2013.....	Blas Perez
2014.....	Blas Perez

### Defender of the Year

1996.....	Mark Dodd
1997.....	Mark Dodd
1998.....	Jorge Rodriguez
1999.....	Matt Jordan
2000.....	Jorge Rodriguez
2001.....	Jorge Rodriguez
2002.....	Tenywa Bonseu
2003.....	D.J. Countess
2004.....	Cory Gibbs
2005.....	Greg Vanney
2006.....	Chris Gbandi
2007.....	Clarence Goodson
2008.....	Pablo Ricchetti
2009.....	Dario Sala
2010.....	Kevin Hartman
2011.....	Kevin Hartman
2012.....	Kevin Hartman
2014.....	Matt Hedges

### Humanitarian of the Year

2001.....	Matt Jordan
2002.....	Matt Jordan
2003.....	Bobby Rhine
2004.....	Steve Jolley
2005.....	Richard Mulroney
2006.....	Richard Mulroney
2007.....	Bobby Rhine
2008.....	Pablo Ricchetti
2009.....	Pablo Ricchetti
2010.....	Daniel Hernandez
2011.....	Daniel Hernandez
2012.....	Chris Seitz
2014.....	Zach Loyd



## ALL-TIME FC DALLAS DRAFT HISTORY

### 2015 SUPERDRAFT

Round	Overall	Player	Position	College
1	15	Otis Earle	D	University of Calif. Riverside
3	56	Will Seymore	D	Oregon State
4	76	Jaineil Hoilett	M	--

\* On 10 Jan. 2014, Colorado had acquired this pick and allocation money from FC Dallas in exchange for head coach Óscar Pareja. As part of the deal, FC Dallas also had to buy out the remainder of Pareja's contract with Colorado. Per the trade stipulations, the traded pick is the lower of FC Dallas's two first-round selections.[ref 8] On 9 December 2013, FC Dallas had acquired this pick, originally a conditional second-round selection in the 2015 SuperDraft, and allocation money from Toronto FC in exchange for midfielder Jackson.[ref 9] The pick was upgraded to a first-round pick when Toronto resigned Jackson to a new contract following the 2014 season.

### 2014 SUPERDRAFT

Round	Overall	Player	Position	College
1*	6	Tesho Akindele	Forward	Colorado School of Mines
3	43	Nick Walker	Defender	Fairleigh Dickinson
4	62	Rony Santos	Defender	--

\*FC Dallas originally held the fifth overall pick, and initially traded that pick to Montreal in exchange for the Impact's 10th overall selection, a 2014 international roster spot and allocation money. Immediately after making that deal, FC Dallas sent allocation money and the 10th overall selection to Philadelphia to move back up in the draft order to the sixth overall selection where the club snagged Akindele.

### 2013 SUPERDRAFT

Round	Overall	Player	Position	College
1	7	Walker Zimmerman	Defender	Furman
2	20	Ryan Hollingshead	Midfielder	UCLA

### 2013 SUPPLEMENTAL DRAFT

Round	Overall	Player	Position	College
1	7	Cameron Brown	Midfielder	UNC
2	26	Kyle Zobeck	Goalkeeper	Valparaiso
3	45	Cam Wilder	Midfielder	Kentucky
4	64	TJ Nelson	Defender	SMU

### 2012 SUPERDRAFT

Round	Overall	Player	Position	College
1	11	Matt Hedges	Defender	UNC

### 2012 SUPPLEMENTAL DRAFT

Round	Overall	Player	Position	College
1	11	Alex Lee	Defender	Maryland
3	49	Walter Hines	Forward	St. John's University
4	68	Ian Kalis	Defender	SMU

### 2011 SUPERDRAFT

Round	Overall	Player	Position	College
1	17	Bobby Warshaw	Midfielder	Stanford
2	35	Charlie Campbell	Defender	Louisville
3	53	Scott Gordon	Defender	Lynn University

### 2011 SUPPLEMENTAL DRAFT

Round	Overall	Player	Position	College
1*	15	Alexis Pradie	Forward	Embry-Riddle
1	17	Paul Ogunyemi	Defender	Schoolcraft College
1**	18	Brayan Martinez	Midfielder	Seton Hall
2	35	Kekoa Osorio	Midfielder	SMU
3	53	Craig Hill	Goalkeeper	SMU

\*Acquired a conditional draft pick from San Jose on April 28, 2009, which became this selection, in exchange for defender Aaron Pitchkolan.

\*\*Acquired this selection and a conditional 2012 MLS SuperDraft selection from Colorado in exchange for defender Anthony Wallace on July 30, 2010.

### 2010 SUPERDRAFT

Round	Overall	Player	Position	College
1*	5	Zach Loyd	Defender/Midfielder	North Carolina
2**	21	Andrew Wiedeman	Forward	California
3	38	Jason Yeisley	Forward	Penn State
3***	44	Eric Alexander	Midfielder	Indiana
4	54	Dane Saintus	Forward	SMU

\*Acquired from Toronto FC on February 24, 2009, in exchange for Adrian Serio.

\*\*Conditional pick acquired from Toronto FC in exchange for Fuad Abrahim on June 13, 2008.

\*\*\*Acquired Columbus Crew's 2010 second and third round picks in exchange for FC Dallas' second and third round picks in 2008 MLS SuperDraft. FC Dallas' traded the 2010 SuperDraft second round pick to Real Salt Lake in exchange for D Kyle Davies on April 28, 2009.

Notes: FCD traded its natural second round pick to the Colorado Rapids in exchange for Ugo Ihemelu last August.

## ALL-TIME FC DALLAS DRAFT HISTORY

### 2010 DISCOVERY SELECTIONS

Round	Overall	Player	Position	College
N/A	N/A	Edson Edward	Defender	Graceland
N/A	N/A	Sean Kelley	Goalkeeper	George Mason

### 2009 SUPERDRAFT

Round	Overall	Player	Position	College
1	5	Peri Marosevic	Forward	Michigan
1*	14	George John	Defender	Washington
2**	29	Brian Shriver	Forward	North Carolina

\*Acquired from the San Jose Earthquakes on July 28, 2008, along with partial allocation, in exchange for Arturo Alvarez.

\*\*Acquired in an agreement with Real Salt Lake for former Dallas goalkeeper coach Jeff Cassar in 2007. Notes: FC Dallas traded its 39th overall pick (third round) to Toronto FC on August 8, 2008, in exchange for Jeff Cunningham. In addition, FCD traded its natural fourth round pick to Kansas City on July 21, 2008, in exchange for an international player slot valid only for the remainder of the 2008 season.

### 2009 DISCOVERY SELECTIONS

Round	Overall	Player	Position	College
N/A	N/A	Juan Guerra	Midfielder	Florida International
N/A	N/A	JD Binger	Defender	Messiah College

### 2008 SUPERDRAFT

Round	Overall	Player	Position	College
1*	2	Brek Shea	Midfielder	--
1	8	Josh Lambo	Goalkeeper	--
2**	19	Eric Avila	Midfielder	UC-Santa Barbara
4***	45	Jamil Roberts	Defender	UC-Santa Clara
4	50	Ben Nason	Midfielder	Virginia Tech

\*Acquired from Toronto FC on Mar. 20, 2007, along with a partial allocation, in exchange for Richard Mulrooney.

\*\*Acquired from Colorado on Jan. 12, 2007, along with the 2007 second round pick used to select Andrew Daniels, in exchange for Greg Vanney.

\*\*\*Acquired from Real Salt Lake on Jan. 12, 2007, in exchange for the 48th overall selection in the 2007 SuperDraft.

Note: FC Dallas traded its 22nd (second round) and 31st (third round) overall picks to the Columbus Crew in exchange for the Crew's natural second and third round selections in 2010.

### 2008 SUPPLEMENTAL DRAFT

Round	Overall	Player	Position	College
2	22	Yannick Reyerling	Forward	Virginia
3	36	Ben Shuleva	Midfielder	SMU

### 2007 SUPERDRAFT

Round	Overall	Player	Position	College
1	9	Anthony Wallace	Defender/Midfielder	South Florida
2*	14	Abdus Ibrahim	Forward	--
2**	18	Andrew Daniels	Forward	Brown
2	22	Ryan Guy	Forward	San Diego
3	28	Scott Jones	Forward	NC-Greensboro
4	43	Tommy Krizanovic	Forward	Jacksonville

\*Acquired from Toronto FC, along with Adrian Serrioux, on Nov. 17, 2006 in exchange for Ronnie O'Brien.

\*\*Acquired from Colorado on Jan. 12, 2007, along with a second round pick in 2008, in exchange for Greg Vanney and a third round pick in 2008.

### 2007 SUPPLEMENTAL DRAFT

Round	Overall	Player	Position	College
1	9	Sandy Gbandi Jr.	Midfielder	UAB
4	45	Chase Wileman	Midfielder	SMU

### 2006 SUPERDRAFT

Round	Overall	Player	Position	College
1	6	Dax McCarty	Midfielder	North Carolina
2	15	Justin Moore	Defender	Clemson
2	18	Blake Wagner	Defender/Midfielder	--
2	22	Dominic Oduro	Forward	Virginia Commonwealth
3	30	Ray Burse Jr.	Goalkeeper	Ohio State
4*	42	Michael Dello-Russo	Midfielder	Maryland
4	43	Mike Ambersly	Forward	Indiana

\*FC Dallas traded its 38th overall selection to Columbus for a third round pick in 2007.



## ALL-TIME FC DALLAS DRAFT HISTORY

### 2006 SUPPLEMENTAL DRAFT

Round	Overall	Player	Position	College
1	6	Christopher Joyce	Forward	Franklin Pierce
1	8	Miguel Guante	Defender	Portland
2	18	Brad Napper	Midfielder/Forward	Northwestern
3	30	Sean Babcock	Midfielder	Portland
4	39	Peter Louis	Forward	Coastal Carolina

### 2005 SUPERDRAFT

Round	Overall	Player	Position	College
1*	6	Drew Moor	Defender	Indiana
3	27	Winston Marshall	Midfielder	Wright State
3	28	Chris Gomez	Goalkeeper	Brown
4	40	Julian Nash	Forward	Creighton

\* FC Dallas traded its 4th overall selection, an allocation and Brad Davis to San Jose for Richard Mulrooney, Arturo Alvarez, the 6th overall pick and the 29th overall pick. They then traded their 12th overall selection to the MetroStars for Cornell Glen. FC Dallas also traded its 29th overall pick to Chicago for Henry Ring and a 2006 second round pick.

### 2005 SUPPLEMENTAL DRAFT

Round	Overall	Player	Position	College
1	4	Kevin Wilson	Midfielder	San Diego
2	16	Abe Thompson	Forward	Maryland
2	23	Aaron Pitchkolan	Midfielder	West Virginia
2	24	Drew Cavanagh	Defender	College of Charleston
3	28	Chris Schwarze	Defender	San Francisco
4	40	Sammy Tamporello	Midfielder	Ohio State

### 2004 SUPERDRAFT

Round	Overall	Player	Position	College
1	6	Ramon Nunez	Midfielder	SMU
1*	7	Clarence Goodson	Defender	Maryland
3	29	Ty Maurin	Midfielder	UCLA
4	31	David Wagenfuhr	Midfielder	Creighton
6	64	Edwin Miranda	Defender	Cal State Northridge

\* Dallas traded its 4th overall selection and Shavar Thomas to Kansas City for the 7th overall pick and defender Carey Talley and midfielder Eric Quill.

### 2003 SUPERDRAFT

Round	Overall	Player	Position	College
1*	10	Shavar Thomas	Defender	Connecticut
2	15	Jason Thompson	Forward	Eastern Illinois
3	21	David Comfort	Goalkeeper	Virgina
4	34	Mike Tranchilla	Forward	Creighton
5	45	Michael Mariscalco	Midfielder	Butler
6	52	Andy Rosenband	Forward	Ohio State

\* Dallas traded its 12th and 55th overall selections to LA for the 10th pick. The Burn also traded its fourth selection to the MetroStars for M Brad Davis.

### 2002 SUPERDRAFT

Round	Overall	Player	Position	College
1	1	Chris Gbandi	Defender	Connecticut
1*	9	Carl Bussey	Midfielder	SMU
1*	12	Lee Morrison	Defender	Stanford
2	15	Jordan Stone	Midfielder	--
2	18	Matt Behncke	Midfielder	Princeton
4	44	Adauto Neto	Midfielder	Univ. of Mobile
5	54	Jeremie Piette	Defender	West Texas A&M
5	55	Ricardo Villar	Midfielder	Penn State

\* Dallas traded its 6th overall selection to San Jose for the 9th and 12th overall picks.

### 2001 SUPERDRAFT

Round	Overall	Player	Position	College
1	5	Joselito Vaca	Midfielder	--
1	7	Ryan Suarez	Defender	San Jose State
2	19	Edward Johnson	Forward	--
3	25	Josue Mayard	Defender	--
4	43	Adam Zapala	Goalkeeper	Stanford
5	55	Gary DePalma	Midfielder	Virginia Wesleyan
6	67	Miguel Saavedra	Midfielder	--
6*	71	Roberto Najarro	Midfielder	UAB

\*Dallas traded its 6th round pick in the '02 SuperDraft to Chicago for the Fire's 6th round selection in the '01 SuperDraft.

## ALL-TIME FC DALLAS DRAFT HISTORY

### 2000 SUPERDRAFT

Round	Overall	Player	Position	College
1*	5	Aleksey Korol	Forward	Indiana
2	22	Antonio Martinez	Midfielder	Cal State Fullerton
3	34	Steve Bernal	Defender	Creighton
4	46	Brian Piesner	Midfielder	Rutgers
5	58	Seth Marks	Defender	Furman
6	70	Angel Rivillo	Midfielder	Creighton

\* Dallas traded Dante Washington to Columbus for the Crew's first-round pick (3rd overall). They then traded that pick to Colorado for the Rapids' first-round pick (5th overall) and their first-round pick in the 2001 draft.

### 1999 SUPPLEMENTAL DRAFT

Round	Overall	Player	Position	College
1	6	Kirk Wilson	Midfielder	Drake
2	18	Gabe Jones	Forward	St. Edward's

### 1999 COLLEGE DRAFT

Round	Overall	Player	Position	College
1*	4	Lazo Alavanja	Midfielder	Indiana
1	6	Bobby Rhine	Forward	Connecticut
1*	12	Paul Broome	Midfielder	SMU
2	24	Darren Warham	Defender	Lynn
3	30	Andrew Parrish	Defender	Indiana
3	35	Aaron Lewis	Forward	Western Baptist

\* Dallas obtained the 4th and 12th overall picks from Chicago in exchange for the rights to Dema Kovalenko, who had been assigned to Dallas as a Project-40 player.

### 1998 COLLEGE DRAFT

Round	Overall	Player	Position	College
1	10	Matt Jordan	Goalkeeper	Clemson
2	20	Hans Wittusen	Defender	Brown
3*	25	Matt Caution	Forward	SW Missouri St.

\* The Burn traded its 1999 2nd rd. college pick for Miami's 1998 3rd rd. pick. Dallas had traded its 1998 3rd rd. college pick to Tampa Bay in 1997 for Peter Hattrup.

### 1998 SUPPLEMENTAL DRAFT

Round	Overall	Player	Position	College
1	10	Chris Fox	Defender	Brown
2	20	Ernest Inneh	Forward	Brooklyn
3	30	Darren Sawatzky	Midfielder/Forward	Portland

### 1997 COLLEGE DRAFT

Round	Overall	Player	Position	College
1	6	Temoc Suarez	Forward	North Carolina
2	16	Alan Branigan	Defender	Rutgers

\*Dallas traded its 1st round pick in supplemental draft plus a 3rd round pick in college draft to New England for the Revolution's 1st round pick in the supplemental draft.

### 1997 SUPPLEMENTAL DRAFT

Round	Overall	Player	Position	College
1	2	Wade Webber	Defender	Portland
1	4	Dan Stebbins	Forward	Notre Dame
2	20	Joey Martinez	Defender	---
3	26	Eric Stempinski	Forward	UW-Milwaukee

## ALL-TIME FC DALLAS DRAFT HISTORY

### 1996 DRAFT

Round	Overall	Player	Position	College
1	3	Ted Eck	Forward	W. Illinois
2	13	Tom Soehn	Defender	W. Illinois
3	23	Lawrence Lozzano	Defender	---
4	33	Brian Haynes	Midfielder	Erskine
5	43	Jason Kreis	Midfielder	Duke
6	53	Mark Dodd	Goalkeeper	Duke
7	63	Rene Ortiz	Defender	---
8	73	Gerell Elliot	Forward	Fresno St.
9	83	John Kerr, Jr.	Midfielder	Duke
10	93	Jim McGeough	Defender	Farmingdale JC
11	103	Jorge Flores	Midfielder	---
12	113	Richard Farrer	Defender	New Mexico
13	123	Jimmy Glenn	Forward	Clemson
14	133	Steve Keller	Midfielder	Indiana
15	143	Ed Puskarich	Defender	SMU
16	153	Gabriel Gentile	Midfielder	North Texas

### 1996 SUPPLEMENTAL DRAFT

Round	Overall	Player	Position	College
2	14	Vagner	Defender	---
2	18	Chad Ashton	Midfielder	North Carolina
3	28	Jon Walker	Goalkeeper	Louisville

Note: Dallas traded its first round pick to NY/NJ for MetroStars' 1st round pick in college draft.

### 1996 COLLEGE DRAFT

Round	Overall	Player	Position	College
1	3	Brandon Pollard	Defender	Virginia
1	8	Jeff Cassar	Goalkeeper	Florida Int'l
3	28	Brandon Cavitt	Midfielder	Sacramento St.

Note: Dallas traded its second round selection to Tampa Bay for the Mutiny's 2nd round pick in supplemental draft.

### ALL-TIME FC DALLAS PLAYER ALLOCATIONS

#### 1996 ALLOCATIONS

Player	Date Allocated	Country
Hugo Sanchez	October 17, 1995	Mexico
Mark Santel	January 22, 1996	United States
Washington Rodriguez	January 24, 1996	Uruguay
Leonel Alvarez	February 5, 1996	Colombia
Diego Sonora	April 2, 1996	Argentina

#### 1997 ALLOCATIONS

Player	Date Allocated	Country
Daniel Peinado	January 22, 1997	Argentina
Jorge Rodriguez	March 19, 1997	El Salvador
Alain Sutter	April 21, 1997	Switzerland
Damian Alvarez	April 28, 1997	Mexico

#### 1998 ALLOCATIONS

Player	Date Allocated	Country
Leonel Alvarez	January 9, 1998	Colombia
Chad Deering	July 2, 1998	United States

#### 2004 ALLOCATION

Player	Date Allocated	Country
Cory Gibbs	February 5, 2004	United States

#### 2014 ALLOCATION

Player	Date Allocated	Country
Cobi Span	Jan. 9, 2014	United States

## YEAR-BY-YEAR MLS RECORD

### OVERALL RECORD

	W-L-T	PTS	OT	ShO	GF	GA
1996	17-15-0	41	0-0-0	5-3	50	48
1997	16-16-0	42	0-0-0	3-2	55	49
1998	15-17-0	37	0-0-0	4-2	43	59
1999	19-13-0	51	0-0-0	3-6	54	35
2000	14-14-4	46	0-0-4	0-0	54	54
2001	10-11-5	35	2-1-5	0-0	48	47
2002	12-9-7	43	3-0-7	0-0	44	43
2003	6-19-5	23	0-1-5	0-0	35	64
2004	10-14-6	36	0-0-0	0-0	34	45
2005	13-10-9	48	0-0-0	0-0	52	44
2006	16-12-4	52	0-0-0	0-0	48	44
2007	13-12-5	44	0-0-0	0-0	37	44
2008	8-10-12	36	0-0-0	0-0	45	41
2009	11-13-6	39	0-0-0	0-0	50	47
2010	14-4-12	50	0-0-0	0-0	42	28
2011	15-12-7	52	0-0-0	0-0	42	39
2012	9-13-12	39	0-0-0	0-0	42	47
2013	11-12-11	44	0-0-0	0-0	48	52
2014	16-12-6	54	0-0-0	0-0	55	45
<b>TOTAL</b>	<b>243-238-113</b>	<b>762</b>	<b>5-2-2</b>	<b>15-13</b>	<b>878</b>	<b>875</b>

### HOME RECORD

	W-L-T	OT	ShO	GF	GA
1996	10-6-0	0-0-0	4-1	25	17
1997	8-8-0	0-0-0	1-1	30	24
1998	8-8-0	0-0-0	1-1	23	26
1999	13-3-0	0-0-0	1-1	35	14
2000	11-3-2	0-0-2	0-0	37	22
2001	6-5-2	1-0-2	0-0	25	18
2002	8-4-2	2-0-2	0-0	22	15
2003	5-8-2	0-1-2	0-0	24	31
2004	6-5-4	0-0-0	0-0	22	18
2005	8-3-5	0-0-0	0-0	28	20
2006	12-3-1	0-0-0	0-0	28	14
2007	7-5-3	0-0-0	0-0	17	17
2008	5-4-6	0-0-0	0-0	23	19
2009	8-3-4	0-0-0	0-0	28	19
2010	8-1-6	0-0-0	0-0	42	28
2011	9-5-3	0-0-0	0-0	20	11
2012	6-3-8	0-0-0	0-0	21	16
2013	9-3-5	0-0-0	0-0	29	22
2014	12-4-1	0-0-0	0-0	33	22
<b>TOTAL</b>	<b>159-84-54</b>	<b>3-1-8</b>	<b>7-4</b>	<b>512</b>	<b>373</b>

### ROAD RECORD

	W-L-T	OT	ShO	GF	GA
1996	7-9-0	0-0-0	1-2	25	31
1997	8-8-0	0-0-0	2-1	25	25
1998	7-9-0	0-0-0	3-1	20	33
1999	6-10-0	0-0-0	2-5	19	21
2000	3-11-2	0-0-2	0-0	17	32
2001	4-6-3	1-1-3	0-0	23	29
2002	4-5-5	1-0-5	0-0	22	28
2003	1-11-3	0-0-3	0-0	11	33
2004	4-9-2	0-0-0	0-0	12	27
2005	5-7-4	0-0-0	0-0	24	24
2006	4-9-3	0-0-0	0-0	20	30
2007	6-7-2	0-0-0	0-0	20	27
2008	3-6-6	0-0-0	0-0	22	22
2009	3-10-2	0-0-0	0-0	22	28
2010	4-3-8	0-0-0	0-0	17	15
2011	6-7-4	0-0-0	0-0	22	28
2012	3-10-4	0-0-0	0-0	21	31
2013	2-9-6	0-0-0	0-0	19	30
2014	4-8-5	0-0-0	0-0	22	23
<b>TOTAL</b>	<b>84-154-59</b>	<b>2-1-13</b>	<b>8-9</b>	<b>383</b>	<b>517</b>

## REGULAR SEASON RECORDS VERSUS OPPONENTS

vs. Team	GP	W-L-T	OT	ShO	GF	GA
Chicago	38	20-14-4	1-1-1	2-1	70	59
Chivas USA	23	13-6-9	0-0-0	0-0	38	30
Colorado	62	31-20-11	0-0-1	2-1	103	76
Columbus	43	16-18-9	1-0-4	1-1	57	60
D.C. United	41	18-15-8	1-0-1	4-0	68	74
Houston	21	5-9-7	0-0-0	0-0	26	31
Kansas City	49	19-20-10	0-0-4	1-2	80	71
Los Angeles	63	21-31-11	1-0-7	1-1	84	112
Miami	8	3-4-1	0-0-1	0-1	14	15
Montreal	3	2-0-1	0-0-1	0-1	5	3
New England	40	14-23-3	0-0-1	1-1	50	65
New York	41	17-20-4	0-1-1	0-1	61	57
Philadelphia	7	3-0-4	0-0-0	0-0	13	8
Portland	11	3-4-4	0-0-0	0-0	19	14
Real Salt Lake	29	14-10-5	0-0-0	0-0	41	38
San Jose	53	17-25-11	0-0-0	3-4	66	86
Seattle	15	3-8-4	0-0-0	0-0	18	26
Tampa Bay	18	10-8-0	1-0-0	0-0	29	26
Toronto FC	13	7-1-5	0-0-0	0-0	19	14
Vancouver	11	7-2-2	0-0-0	0-0	18	10
<b>TOTALS</b>	<b>594</b>	<b>243-238-113</b>	<b>5-2-21</b>	<b>15-13</b>	<b>878</b>	<b>875</b>

OVERALL RECORD

vs. Team	GP	W-L-T	OT	ShO	GF	GA
Chicago	18	12-4-2	1-0-0	1-0	40	25
Chivas USA	15	6-2-7	0-0-0	0-0	17	12
Colorado	32	22-6-4	0-0-0	2-1	62	33
Columbus	20	12-6-2	1-0-0	1-1	36	24
D.C. United	22	13-6-3	0-0-0	2-0	39	27
Houston	10	3-3-4	0-0-0	0-0	10	13
Kansas City	24	11-9-4	0-0-1	0-2	46	27
Los Angeles	31	16-8-7	1-0-5	0-0	53	46
New England	21	8-11-2	0-0-1	0-0	25	28
New York	20	9-9-2	0-1-0	0-0	31	27
Miami	4	2-1-1	0-0-1	0-0	7	8
Montreal	2	2-0-0	0-0-1	0-0	5	3
Philadelphia	4	3-0-1	0-0-0	0-0	8	3
Portland	6	3-1-2	0-0-0	0-0	14	4
Real Salt Lake	13	10-1-2	0-0-0	0-0	23	10
San Jose	26	10-10-6	0-0-0	1-0	34	36
Seattle	8	2-3-3	0-0-0	0-0	11	11
Tampa Bay	9	5-4-0	0-0-0	0-0	14	11
Toronto FC	8	5-0-3	0-0-0	0-0	12	6
Vancouver	5	5-0-0	0-0-0	0-0	10	2
<b>TOTALS</b>	<b>297</b>	<b>159-84-54</b>	<b>3-1-8</b>	<b>7-4</b>	<b>495</b>	<b>358</b>

HOME RECORD

vs. Team	GP	W-L-T	OT	ShO	GF	GA
Chicago	20	8-10-2	0-1-1	1-1	30	34
Chivas USA	13	7-4-2	0-0-0	0-0	21	18
Colorado	30	9-14-7	0-0-1	0-0	41	43
Columbus	23	4-12-7	0-0-4	0-0	22	36
D.C. United	19	5-9-5	1-0-1	2-0	29	47
Houston	11	2-6-3	0-0-0	0-0	16	18
Kansas City	25	8-11-6	0-0-3	1-0	34	44
Los Angeles	32	5-23-4	0-0-2	1-1	31	66
New England	19	6-12-1	0-0-0	1-1	25	37
New York	21	8-11-2	0-0-1	0-1	30	29
Miami	4	1-3-0	0-0-0	0-0	7	7
Montreal	1	0-0-1	0-0-0	0-0	0	0
Philadelphia	3	0-0-3	0-0-0	0-0	5	5
Portland	5	2-1-2	0-0-0	0-0	6	9
Real Salt Lake	16	4-9-3	0-0-0	0-0	18	28
San Jose	27	7-15-5	0-0-0	2-4	31	49
Seattle	7	1-5-1	0-0-0	0-0	7	15
Tampa Bay	9	5-4-0	1-0-0	0-0	15	15
Toronto FC	6	2-1-3	0-0-0	0-0	7	7
Vancouver	6	2-2-2	0-0-0	0-0	10	6
<b>TOTALS</b>	<b>297</b>	<b>84-154-59</b>	<b>2-1-13</b>	<b>8-9</b>	<b>383</b>	<b>516</b>

ROAD RECORD



# FC DALLAS ALL-TIME PLAYER REGISTRY

UNF	POS	PLAYER	GP	GS	MIN	G	A	SHT	SOG	FC	FS	OFF	CK	C	E
9	F	Jason Kreis	247	227	20290	91	65	686	313	357	358	121	300	34	2
33	F	Kenny Cooper	121	105	9215	46	11	314	156	128	173	104	2	8	1
9	F	Jeff Cunningham	66	47	4333	33	11	153	75	26	39	80	0	3	0
7	F	<b>Bias Perez</b>	<b>74</b>	<b>64</b>	<b>5785</b>	<b>31</b>	<b>13</b>	<b>164</b>	<b>73</b>	<b>118</b>	<b>136</b>	<b>46</b>	<b>0</b>	<b>12</b>	<b>4</b>
20	F	Carlos Ruiz	68	62	5384	31	9	176	84	138	160	91	3	17	1
20	F	Ariel Graziani	57	56	5038	30	12	180	97	108	120	86	28	13	1
17	M	Jorge Rodriguez	155	140	12972	25	18	160	78	181	118	7	38	22	2
10	M	David Ferreira	113	108	9742	24	39	169	72	93	290	31	252	14	0
10	F	Dante Washington	85	58	5260	24	15	166	89	72	114	65	0	7	0
7	F	Eddie Johnson	84	54	5303	24	6	157	64	98	117	61	1	4	0
19	F	Bobby Rhine	212	136	12622	23	34	204	95	179	202	64	17	27	3
11	F	Fabian Castillo	107	91	7705	20	16	183	75	91	81	85	25	19	0
20	D	Brek Shea	98	78	6935	19	14	180	68	80	84	45	4	10	2
8	F	Gerell Elliott	65	42	4123	15	13	119	77	26	63	45	2	1	0
9	M	Ramon Nunez	77	42	4163	15	12	154	52	33	87	6	92	5	0
11	F	Damian	32	31	2372	15	9	99	52	27	95	47	70	10	2
7	F	Abe Thompson	69	32	3002	14	11	60	34	43	26	45	0	4	0
8	M	<b>Oscar Pareja</b>	<b>176</b>	<b>144</b>	<b>12543</b>	<b>13</b>	<b>47</b>	<b>187</b>	<b>75</b>	<b>328</b>	<b>365</b>	<b>26</b>	<b>88</b>	<b>38</b>	<b>1</b>
15	M	Chad Deering	147	132	11917	13	30	167	64	239	132	4	203	28	2
6	M	Ronnie O'Brien	101	90	8247	12	35	244	106	181	114	15	119	18	0
14	M	Ted Eck	156	116	10265	12	17	130	58	214	191	23	5	19	3
6	D	Jackson	91	78	6864	11	13	178	51	152	106	26	11	17	3
31	F	<b>Michel</b>	<b>56</b>	<b>46</b>	<b>4071</b>	<b>11</b>	<b>13</b>	<b>65</b>	<b>23</b>	<b>61</b>	<b>46</b>	<b>1</b>	<b>167</b>	<b>9</b>	<b>1</b>
12	F	Arturo Alvarez	86	52	4692	11	11	131	66	90	62	20	96	8	0
9	F	Roberto Mina	37	24	2153	10	5	61	27	71	44	15	6	4	0
25	F	Dominic Odure	70	22	2568	9	4	61	32	35	47	29	0	3	0
24	D	<b>Matt Hedges</b>	<b>93</b>	<b>87</b>	<b>7605</b>	<b>9</b>	<b>1</b>	<b>44</b>	<b>15</b>	<b>68</b>	<b>55</b>	<b>4</b>	<b>0</b>	<b>6</b>	<b>0</b>
10	M	Brad Davis	55	45	3855	8	7	75	27	78	70	11	150	3	1
18	M	Marvin Chavez	54	43	3572	8	6	82	32	60	76	24	35	9	0
13	M	Brian Haynes	77	38	4022	8	6	58	29	62	59	8	87	3	1
18	F	Toni Nhleko	34	22	1978	8	6	71	30	56	32	33	0	3	0
8	M	Juan Toja	43	42	3671	8	3	54	29	115	64	10	2	7	0
3	D	Drew Moor	123	111	10031	8	2	62	23	84	99	3	1	16	1
11	M	Antonio Martinez	68	37	3880	7	23	53	22	56	78	22	115	3	1
20	F	Ronald Cerritos	38	20	2061	7	7	55	35	26	28	36	0	0	0
16	F	Aleksey Korol	36	14	1396	7	4	42	23	30	14	11	4	1	0
13	F	<b>Tesho Akindele</b>	<b>26</b>	<b>18</b>	<b>1748</b>	<b>7</b>	<b>3</b>	<b>30</b>	<b>16</b>	<b>18</b>	<b>21</b>	<b>9</b>	<b>0</b>	<b>2</b>	<b>0</b>
18	D	Richard Farrer	158	141	12699	6	7	31	15	134	99	9	1	15	1
16	F	<b>Atiba Harris</b>	<b>41</b>	<b>40</b>	<b>3537</b>	<b>6</b>	<b>7</b>	<b>73</b>	<b>31</b>	<b>67</b>	<b>41</b>	<b>23</b>	<b>0</b>	<b>12</b>	<b>0</b>
10	M	<b>Mauro Diaz</b>	<b>27</b>	<b>14</b>	<b>1340</b>	<b>6</b>	<b>5</b>	<b>31</b>	<b>12</b>	<b>14</b>	<b>43</b>	<b>2</b>	<b>36</b>	<b>2</b>	<b>0</b>
20	F	Mickey Trotman	27	18	1508	6	4	56	22	37	42	22	2	3	0
27	M	<b>Je-Vaughn Watson</b>	<b>55</b>	<b>44</b>	<b>3853</b>	<b>6</b>	<b>4</b>	<b>49</b>	<b>18</b>	<b>69</b>	<b>37</b>	<b>9</b>	<b>0</b>	<b>8</b>	<b>3</b>
9	F	Hugo Sanchez	23	21	1708	6	3	40	23	27	36	9	0	6	1
7	F	Milton Rodriguez	26	18	1346	6	2	42	16	15	8	20	1	2	0
14	D	George John	119	114	9907	6	1	51	18	110	89	1	0	16	1
7	M	Mark Santel	133	114	10240	5	22	63	37	136	97	33	26	13	0
13	M	Dax McCarty	93	71	6381	5	17	65	26	63	127	3	113	8	0
10	M	Joselito Vaca	73	61	5337	5	17	101	43	73	82	19	24	9	0
11	M	Andre Rocha	49	40	3421	5	9	75	29	79	44	2	60	11	2
4	M	Andrew Jacobson	98	85	7281	5	7	114	28	132	110	8	1	14	0
3	D	Ugo Ihemelu	68	66	5904	5	2	28	10	59	53	1	0	12	0
17	D	Aaron Pitchkolan	68	41	4068	5	1	30	13	67	34	6	0	11	1
17	D	<b>Zach Loyd</b>	<b>140</b>	<b>130</b>	<b>11427</b>	<b>4</b>	<b>7</b>	<b>34</b>	<b>8</b>	<b>137</b>	<b>135</b>	<b>5</b>	<b>1</b>	<b>13</b>	<b>3</b>
3	D	Ryan Suarez	56	55	4837	4	5	39	18	115	81	7	0	16	2
2	D	Eric Dade	111	98	8634	4	3	26	12	163	66	2	0	20	1
10	M	Washington Rodriguez	14	9	806	4	2	28	16	16	18	7	10	2	1
9	F	<b>David Texeira</b>	<b>19</b>	<b>9</b>	<b>839</b>	<b>4</b>	<b>0</b>	<b>19</b>	<b>10</b>	<b>21</b>	<b>22</b>	<b>4</b>	<b>0</b>	<b>3</b>	<b>0</b>
14	M	Leonel Alvarez	70	69	6091	3	17	55	26	134	88	6	4	29	5
8	M	Richard Mulrooney	32	30	2649	3	11	19	7	29	41	5	49	2	0
7	F	Dave van den Bergh	30	30	2446	3	11	35	14	13	20	1	107	2	0
4	D	Diego Sonora	47	47	4141	3	9	32	17	61	74	14	30	7	0
2	D	Chris Gbandi	111	100	8957	3	8	42	20	121	98	12	2	29	2
16	M	Temoc Suarez	56	27	2496	3	8	37	15	41	40	8	19	5	0
12	M	Eric Avila	63	9	1807	3	7	30	13	23	31	0	15	1	0
20	D	Clarence Goodson	74	66	5898	3	2	37	17	90	76	5	1	20	0
11	F	John Jairo Trellez	17	9	792	3	2	16	7	10	16	15	1	0	0
17	F	John Kerr	12	10	840	3	1	18	10	8	14	6	2	0	0
6	D	Steve Morrow	41	41	3683	3	0	18	8	48	19	0	0	3	0
4	M	Paul Broome	87	64	6130	2	16	27	16	101	105	8	2	20	2
5	D	Jair Benitez	153	140	12396	2	12	57	9	104	202	6	23	16	2
66	M	Alain Sutter	25	25	2142	2	10	53	26	20	48	4	67	4	0
21	M	Lazo Alavanja	25	15	1485	2	5	17	5	32	23	0	15	4	0
2	M	Daniel Hernandez	89	81	7230	2	5	60	13	147	95	0	59	17	2
91	F	Andres Escobar	23	18	1590	2	4	23	8	16	52	2	37	0	0
22	M	Daniel Peinado	25	22	1870	2	4	13	9	57	46	0	0	4	1
24	M	Eric Alexander	39	28	2272	2	3	32	8	17	8	2	0	1	0
11	M	Ricardo Villar	29	22	1926	2	2	34	12	31	44	3	71	2	0
5	M	Jorge Flores	34	19	1736	2	1	20	9	30	19	0	9	6	0
11	M	Lawrence Lozano	31	31	2688	2	1	25	15	50	55	7	0	3	0
34	F	Ruben Luna	26	4	663	2	1	16	6	18	18	7	0	1	0
9	F	Maicon Santos	11	9	726	2	1	40	11	11	12	8	0	0	0
3	D	Wade Webber	18	18	1588	2	1	7	3	27	13	1	1	1	0
31	F	Scott Sealy	16	8	641	2	0	16	6	8	7	8	0	0	0
25	D	<b>Walker Zimmerman</b>	<b>17</b>	<b>13</b>	<b>1181</b>	<b>2</b>	<b>0</b>	<b>6</b>	<b>5</b>	<b>5</b>	<b>5</b>	<b>0</b>	<b>0</b>	<b>0</b>	<b>0</b>
6	M	Pablo Ricchetti	68	66	5817	1	6	21	5	88	49	0	0	19	2
17	M	Simo Valakari	85	84	7376	1	6	29	9	232	74	0	1	22	2
5	M	Marcelo Saragosa	54	44	3516	1	5	21	6	100	72	1	0	15	3
8	M	Bruno Guarda	40	19	1941	1	3	20	9	43	38	7	3	7	0

# ALL-TIME DALLAS STATS 243 - 238 - 113, 812 PTS.

UNF	POS	PLAYER	GP	GS	MIN	G	A	SHT	SOG	FC	FS	OFF	CK	C	E
15	F	Eric Quill	23	16	1377	1	3	23	12	23	15	5	13	1	0
3	M	Greg Vanney	53	53	4720	1	3	17	8	63	23	1	17	7	1
11	F	Ali Curtis	8	6	474	1	2	9	5	4	11	1	1	0	0
12	M	Julian de Guzman	12	10	929	1	2	9	2	15	12	0	0	2	0
5	D	Lubos Kubik	11	11	998	1	2	12	5	12	6	0	1	0	1
16	D	David Wagenfuhr	45	30	2692	1	2	15	4	51	31	0	0	2	0
7	M	Daniel Cruz	10	6	543	1	1	7	3	12	12	0	8	2	1
4	D	Brian Dunseth	9	9	806	1	1	3	2	12	5	0	0	0	0
3	D	Ezra Hendrickson	16	15	1367	1	1	6	1	8	10	0	0	2	0
22	D	Stephen Keel	24	19	1804	1	1	4	1	16	12	3	0	3	0
32	F	Jonathan Top	4	1	101	1	1	2	2	3	1	0	0	0	0
15	M	Mark Wilson	20	14	1197	1	1	21	5	20	18	0	0	2	0
4	M	Chad Ashton	23	10	974	1	0	23	8	11	12	0	27	1	0
16	M	Matt Behncke	33	25	2256	1	0	14	4	48	29	2	0	4	0
10	M	Denilson	8	7	606	1	0	14	4	10	21	2	15	3	0
17	M	Zak Ibsen	16	14	1238	1	0	7	6	22	17	1	0	1	0
5	D	Steve Jolley	41	40	3485	1	0	17	8	36	22	2	0	5	0
13	D	Hernan Pertuz	30	24	2116	1	0	7	2	22	10	0	0	0	0
22	M	Carlos Rodriguez	24	12	1303	1	0	14	5	24	30	2	0	1	0
5	M	Esmundo Rodriguez	3	1	84	1	0	1	1	0	2	1	0	0	0
12	M	Victor Sikora	5	4	274	1	0	4	1	5	7	1	6	1	0
21	D	Shavar Thomas	15	14	1252	1	0	4	2	34	6	0	1	2	1
16	D	Bobby Warshaw	32	7	889	1	0	6	2	13	9	0	0	2	0
24	M	Heath Pearce	34	32	2892	0	7	37	3	27	11	0	27	6	0
23	M	Sergi Daniv	31	28	2334	0	4	31	13	56	48	3	1	8	2
15	D	Adrian Serieux	34	34	2732	0	4	14	2	38	46	0	0	4	1
3	D	Carey Talley	43	33	2780	0	4	22	11	50	29	3	1	8	1
12	D	Brandon Pollard	106	91	8337	0	3	11	3	137	104	1	0	11	0
10	D	Ricardo Iribarren	22	21	1675	0	2	1	1	53	14	0	0	10	0
22	G	Matt Jordan	114	114	10358	0	2	0	0	4	18	0	0	2	1
10	M	Ricardinho	15	4	416	0	2	11	5	11	14	4	1	0	0
6	D	Tom Soehn	39	32	2968	0	2	9	4	48	27	0	0	6	0
23	D	Kellyn Acosta	28	20	1847	0	1	13	0	25	18	0	1	4	0
21	F	Hamisi Amani-Dove	6	0	101	0	1	6	1	4	4	2	0	1	0
13	M	Carl Bussey	9	1	184	0	1	3	1	5	7	2	0	0	0
4	D	Duilio Davino	23	22	1958	0	1	5	2	14	6	0	0	3	0
1	G	Mark Dodd	92	88	7977	0	1	1	1	2	13	0	0	2	0
1	G	Scott Garlick	40	38	3525	0	1	0	0	0	2	0	0	1	0
2	D	Cory Gibbs	21	21	1850	0	1	12	2	32	29	0	0	4	0
1	G	Kevin Hartman	83	83	7425	0	1	0	0	0	14	0	0	0	0
29	F	Eric Hassli	15	4	429	0	1	16	4	10	6	9	0	2	0
9	M	Peter Hattrup	7	2	225	0	1	4	2	3	1	2	4	0	0
12	F	Miles Joseph	9	3	389	0	1	8	3	9	5	0	2	2	0
44	G	Dario Sala	100	99	8845	0	1	2	1	7	20	0	0	12	2
25	D	Jack Stewart	2	1	109	0	1	0	0	0	0	0	0	0	0
20	M	Hendry Thomas	10	9	770	0	1	4	0	19	9	0	0	2	1
28	M	Victor Ulloa	29	26	2374	0	1	13	3	16	21	0	9	4	0
28	M	Chase Wileman	2	0	47	0	1	1	0	0	0	0	0	0	0
13	M	Bradlee Baladez	1	0	27	0	0	0	0	2	0	0	0	0	0
6	M	Brian Bates	4	2	127	0	0	0	0	2	0	0	0	0	0
5	M	Tenywa Bonseu	47	47	4159	0	0	10	4	52	30	0	0	6	1
19	D	Chris Brown	1	0	16	0	0	0	0	0	0	0	0	0	0
14	F	Mike Burke	2	0	41	0	0	1	1	1	0	0	0	0	0
30	G	Ray Burse	25	24	2223	0	0	0	0	0	6	0	0	1	0
00	G	Jeff Cassar	33	30	2676	0	0	0	0	0	0	0	0	2	0
22	G	D.J. Countess	25	25	2294	0	0	0	0	1	1	0	0	3	0
16	F	Coy Craft	1	0	6	0	0	0	0	0	0	0	0	0	0
	D	Kyle Davies	14	12	961	0	0	2	2	9	7	0	0	0	0
2	M	Michael Dello-Russo	11	4	540	0	0	5	2	6	3	1	7	0	0
27	D	Edson Edward	1	0	5	0	0	0	0	0	0	0	0	0	0
12	M	Erick	9	8	652	0	0	7	0	13	16	0	0	1	0
24	M	Justin Evans	9	1	300	0	0	0	0	6	5	0	0	2	1
1	G	Raul Fernandez	47	46	4158	0	0	1	0	0	6	0	0	2	0
13	F	Maykel Galindo	6	1	147	0	0	2	0	0	0	2	0	0	0
26	M	Danny Garcia	4	4	282	0	0	2	2	3	13	1	1	0	0
23	F	Jimmy Glenn	9	0	115	0	0	5	4	2	1	2	0	0	0
14	F	Gavin Ginton	10	3	273	0	0	4	2	4	10	3	0	1	0
17	M	Jeremy Hall	4	2	291	0	0	0	0	3	0	1	0	0	0
3	D	Moises Hernandez	17	13	1116	0	0	7	2	30	8	0	3	2	2
1	G	Shaka Hislop	10	10	900	0	0	0	0	0	0	0	0	0	0
12	M	Ryan Hollingshead	11	4	289	0	0	6	1	3	3	1	0	0	0
27	M	Gabe Jones	1	0	7	0	0	0	0	0	0	0	1	0	0
30	G	Garth Lagerwey	10	9	810	0	0	0	0	1	3	0	0	1	0
21	M	Bryan Leyva	9	6	446	0	0	3	1	2	7	0	12	0	0
8	M	Peter Luccin	14	4	446	0	0	10	2	14	4	0	1	4	0
27	M	James Marcelin	16	6	641	0	0	3	2	7	4	0	0	0	0
17	F	Peri Marosevic	4	0	47	0	0	1	0	1	1	0	0	0	0
24	D	Joey Martinez	19	19	1503	0	0	2	2	24	5	0	0	4	0
23	M	Ty Maurin	3	0	17	0	0	0	0	0	0	0	0	0	0
25	D	Josue Mayard	3	0	27	0	0	1	0	1	0	0	0	0	0
6	M	Adam Moffat	20	13	1150	0	0	14	1	22	6	1	0	4	1
24	D	Justin Moore	2	1	159	0	0	0	0	1	1	0	0	0	0
14	D	Lee Morrison	3	1	103	0	0	1	0	3	0	0	0	0	0
21	G	Johann Noetzel	1	1	90	0	0	0	0	0	0	0	0	0	0
24	M	Percy Olivares	6	2	251	0	0	3	0	4	7	0	0	1	0
23	D	Rene Ortiz	2	1	96	0	0	0	0	2	0	0	0	0	0
15	D	Luis Perea	2	0	15	0	0	0	0	0	0	0	0	0	0

## FC DALLAS ALL-TIME PLAYER REGISTRY

UNF	POS	PLAYER	GP	GS	MIN	G	A	SHT	SOG	FC	FS	OFF	CK	C	E
25	D	Steve Purdy	5	4	338	0	0	2	0	2	1	0	0	1	0
3	D	Ed Puskarich	18	14	1238	0	0	2	1	12	14	1	0	2	0
14	D	Milton Reyes	12	9	828	0	0	9	1	18	29	1	0	4	0
24	M	Angel Rivillo	1	0	19	0	0	0	0	0	0	0	0	0	0
22	D	Philip Salyer	27	23	2078	0	0	9	1	21	13	1	0	4	0
21	F	Alvaro Sanchez	3	2	197	0	0	4	2	0	1	0	2	0	0
25	F	Juan Sastoque	5	0	72	0	0	0	0	1	1	3	0	0	0
7	F	Darren Sawatzky	1	0	3	0	0	0	0	0	0	0	0	0	0
18	G	<b>Chris Seitz</b>	<b>27</b>	<b>27</b>	<b>2412</b>	<b>0</b>	<b>0</b>	<b>0</b>	<b>0</b>	<b>0</b>	<b>0</b>	<b>0</b>	<b>0</b>	<b>1</b>	<b>0</b>
22	G	Chris Snitko	1	0	24	0	0	0	0	0	0	0	0	0	0
20	F	Dan Stebbins	1	1	38	0	0	1	1	0	2	0	0	0	0
12	M	Jordan Stone	25	11	1293	0	0	2	0	17	10	0	0	1	1
17	F	Jason Thompson	1	0	1	0	0	0	0	0	0	0	0	0	0
4	D	Daniel Torres	15	8	886	0	0	1	0	10	7	0	0	1	1
13	M	Mandi Urbas	3	0	40	0	0	1	1	0	1	0	0	0	0
19	D	Blake Wagner	40	32	2947	0	0	11	0	32	43	1	0	3	0
34	D	Nicholas Walker	1	0	3	0	0	0	0	0	0	0	0	0	0
26	D	Anthony Wallace	15	11	842	0	0	4	1	7	3	1	0	0	0
31	F	Jamie Watson	1	0	11	0	0	0	0	1	0	0	0	0	0
23	F	Andrew Wiedeman	8	1	172	0	0	3	2	2	3	3	2	0	0
5	M	Kirk Wilson	6	3	267	0	0	3	1	5	3	0	0	0	0
21	D	London Woodberry	8	3	363	0	0	1	1	1	3	0	0	1	0
31	F	Jason Yeisley	5	0	39	0	0	1	0	0	1	1	0	0	0
21	D	Alex Yi	27	21	1911	0	0	8	3	37	13	0	0	6	0
Own-goals received			16												
Team totals			594	594	53717	878	904	7660	3284	8490	8041	1758	2888	1034	89
Opponent totals			594	594	53717	875	934	7680	3328	8198	8352	1471	3169	***	83

### FC DALLAS INDIVIDUAL GOALKEEPING

UNF	POS	GOALKEEPER	GP	GS	MIN	SHTS	SV	GA	GAA	PG	PA	W	L	T	SO
2	D	Chris Gbandi	1	0	1	0	0	0	0.00	0	0	0	0	0	0
21	G	Johann Noetzel	1	1	90	8	7	1	1.00	0	0	1	0	0	0
1	G	Kevin Hartman	83	83	7425	343	239	89	1.08	6	10	34	23	25	28
44	G	Dario Sala	100	99	8845	472	328	136	1.38	7	8	39	33	27	23
1	G	Scott Garlick	40	38	3525	207	150	55	1.40	3	3	16	14	9	10
1	G	Raul Fernandez	47	46	4158	224	154	66	1.43	5	7	16	18	12	11
18	G	<b>Chris Seitz</b>	<b>27</b>	<b>27</b>	<b>2412</b>	<b>127</b>	<b>83</b>	<b>40</b>	<b>1.49</b>	<b>1</b>	<b>3</b>	<b>11</b>	<b>9</b>	<b>7</b>	<b>4</b>
30	G	Ray Burse	25	24	2223	137	97	37	1.50	4	4	7	12	6	3
22	G	Matt Jordan	114	114	10358	660	458	174	1.51	11	19	52	46	15	30
1	G	Mark Dodd	92	88	7977	686	495	139	1.57	14	18	44	45	0	16
30	G	Garth Lagerwey	10	9	810	58	41	15	1.67	1	1	6	3	0	1
00	G	Jeff Cassar	33	30	2676	167	110	53	1.78	0	1	8	15	6	6
1	G	Shaka Hislop	10	10	900	57	36	19	1.90	0	0	4	5	1	0
22	G	D.J. Countess	25	25	2293	180	121	49	1.92	6	10	5	15	5	2
22	G	Chris Snitko	1	0	24	2	0	2	7.50	0	0	0	0	0	0
Team totals			594	594	53717	3328	2319	875	1.47	58	84	243	238	113	135
Opponent totals			594	594	53717	3284	2257	878	1.47	64	81	238	243	113	127

## ALL-TIME REGULAR SEASON ATTENDANCE

### ALL-TIME REGULAR SEASON ATTENDANCE

	OVERALL RECORD	-----AT HOME-----			-----ON THE ROAD-----			RANK	HOME LARGEST HOME CROWD
		GAMES	TOTAL	AVG.	GAMES	TOTAL	AVG.		
1996	17-15-0	16	256,173	16,011	16	235,367	14,710	6th	35,250 (5/05/96, 0-0 SOW vs. CLB)
1997	16-16-0	16	154,845	9,678	16	176,756	11,047	9th	16,089 (7/04/97, 2-3 L vs. DC)
1998	15-17-0	16	175,162	10,948	16	198,315	12,395	9th	15,280 (5/16/98, 2-1 W vs. COL)
1999	19-13-0	16	195,381	12,211	16	208,346	13,022	10th	17,621 (7/04/99, 1-2 L vs. CHI)
2000	14-14-4	16	209,637	13,102	16	171,404	10,713	7th	27,815 (6/07/00, 3-2 W vs. CLB)
2001	10-11-5	13	163,465	12,574	13	181,390	13,953	8th	21,343 (7/04/01, 1-1 T vs. NE)
2002	12-9-7	14	183,702	13,122	14	181,851	12,989	7th	17,652 (9/14/02, 1-2 L vs. NE)
2003	6-19-5	15	118,585	7,906	15	209,928	13,995	10th	9,098 (4/12/03, 1-1 T vs. LA)
2004	10-14-6	15	136,319	9,088	15	198,827	13,255	10th	17,792 (8/07/04, 1-0 W vs. COL)
2005	13-10-9	16	179,021	11,189	16	255,818	15,989	11th	18,021 (10/15/05, 2-2 T vs. KC)
2006	16-12-4	16	239,714	14,982	16	264,307	16,519	6th	20,500 (10/07/06, 2-1 W vs. LA)
2007	13-12-5	15	227,182	15,145	15	250,220	16,681	10th	20,500 (4/22/07, 3-1 W vs. COL)
2008	8-10-12	15	195,356	13,024	15	281,712	18,781	13th	22,331 (5/18/08, 1-5 L vs. LA)
2009	11-13-6	15	186,612	12,441	15	227,434	15,162	13th	51,012 (9/30/09, 1-0 W vs. NE)
2010	12-4-14	15	162,229	10,815	15	250,256	16,684	14th	15,993 (7/3/10, 1-0 W vs. KC)
2011	15-12-7	17	218,636	12,861	17	296,664	17,451	16th	21,867 (5/1/11, 2-1 W vs. LA)
2012	9-13-12	17	241,390	14,199	17	300,984	17,705	15th	22,565 (7/28/12, 1-0 L vs. LA)
2013	11-12-11	17	261,346	15,373	17	319,348	18,785	14th	22,035 (7/4/13, 0-0 D vs. CHV)
2014	16-12-6	17	285,880	16,816	17	309,518	18,207	14th	21,182 (7/4/14, 2-1 W vs. PHL)

### PLAYOFF ATTENDANCE

	--OVERALL-- REC.	----- AT HOME -----			----- ON THE ROAD -----			RNK	LARGEST HOME CROWD
		GMS	TOTAL	AVG	GMS	TOTAL	AVG		
1996	1-2-0	2	19,927	9,964	1	4,466	4,466	6th	10,125 (9/29, 2-1 W vs. KC)
1997	2-2-0	2	18,624	9,312	2	37,373	18,687	7th	11,248 (10/08, 3-0 W vs. LA)
1998	0-2-0	1	8,130	8,130	1	10,047	10,047	7th	8,130 (10/04, 2-3 L vs. LA)
1999	3-3-0	3	34,591	11,530	3	56,272	18,757	5th	13,816 (11/07, 2-2 SOW vs. LA)
2000	0-2-0	1	7,555	7,555	1	14,868	14,868	7th	7,555 (9/20, 1-2 L vs. MET)
2001	0-2-1	1	17,149	17,149	2	21,125	10,563	2nd	17,149 (9/23, 1-1 D vs. CHI)
2002	1-1-1	2	14,368	7,184	1	9,637	,637	8th	8,008 (10/02, 1-2 D vs. COL)
2005	0-1-1	1	10,104	10,104	1	9,625	9,625	7th	10,104 (10/29, 2-2 SOL vs. COL)
2006	1-1-0	1	15,486	15,486	1	4,176	4,176	3rd	15,486 (10/28, 2-3 L vs. COL)
2007	1-1-0	1	12,537	12,537	1	30,088	30,088	6th	12,537 (10/27, 1-0 W vs. HOU)
2010	2-1-1	1	11,003	11,003	3	68,024	22,674	7th	11,003 (10/30, 2-1 W vs. RSL)
2011	0-1-0	1	10,017	10,017	0	0	0	N/A	10,017 (10/26, 2-0 L vs. NY)
2014	1-0-2	2	26,391	13,196	1	38,912	38,912	7th	16,112 (11/2, 1-1 D vs. SEA)
<b>TOTAL</b>	<b>12-17-18</b>	<b>19</b>	<b>205,882</b>	<b>10,810</b>	<b>18</b>	<b>304,613</b>	<b>16,922</b>	<b>--</b>	<b>17,149 (9/23, 1-1 D vs. CHI)</b>

## ALL-TIME COACHING RECORDS

### ALL-TIME REGULAR SEASON COACHING RECORDS

Year	Coach	W	L	T	PCT	OT	ShO	PTS
1996	Dave Dir	17	15	0	.531	0-0-0	5-3	41
1997	Dave Dir	16	16	0	.500	0-0-0	3-2	42
1998	Dave Dir	15	17	0	.469	0-0-0	4-2	37
1999	Dave Dir	19	13	0	.594	0-0-0	3-6	51
2000	Dave Dir	14	14	4	.500	0-0-4	0-0	46
2001	Mike Jeffries	10	11	5	.481	2-1-5	0-0	35
2002	Mike Jeffries	12	9	7	.554	3-0-7	0-0	43
2003	Mike Jeffries	4	16	4	.250	0-1-4	0-0	16
	Colin Clarke	2	3	1	.417	0-0-1	0-0	7
2004	Colin Clarke	10	14	6	.433	0-0-0	0-0	36
2005	Colin Clarke	13	10	9	.547	0-0-0	0-0	48
2006	Colin Clarke	16	12	4	.563	0-0-0	0-0	52
2007	Steve Morrow	13	12	5	.517	0-0-0	0-0	44
2008	Steve Morrow	2	3	3	.438	0-0-0	0-0	9
	Marco Ferruzzi	2	2	1	.500	0-0-0	0-0	7
	Schellas Hyndman	4	5	8	.471	0-0-0	0-0	20
2009	Schellas Hyndman	11	13	6	.467	0-0-0	0-0	39
2010	Schellas Hyndman	12	4	14	.633	0-0-0	0-0	50
2011	Schellas Hyndman	15	12	7	.544	0-0-0	0-0	52
2012	Schellas Hyndman	9	13	12	.441	0-0-0	0-0	39
2013	Schellas Hyndman	11	12	11	.485	0-0-0	0-0	44
2014	Oscar Pareja	16	12	6	.558	0-0-0	0-0	54
<b>TOTALS</b>		<b>243</b>	<b>238</b>	<b>113</b>	<b>.504</b>	<b>5-2-21</b>	<b>15-13</b>	<b>760</b>

### INDIVIDUAL COACHING RECORDS

Coach	W	L	T	PCT	OT	ShO	PTS
Dave Dir	81	75	4	.518	0-0-4	15-14	217
Mike Jeffries	26	36	16	.435	5-2-16	0-0	94
Colin Clarke	41	39	20	.510	0-0-1	0-0	143
Steve Morrow	15	15	8	.500	0-0-0	0-0	53
Marco Ferruzzi	2	2	1	.500	0-0-0	0-0	7
Schellas Hyndman	62	59	58	.508	0-0-0	0-0	244
Oscar Pareja	16	12	6	.558	0-0-0	0-0	54

### PLAYOFF COACHING HISTORY

Year	Coach	W	L	T	PCT	OT	ShO	
1996	Dave Dir	1	2	0	.333	0-0-0		0-1
1997	Dave Dir	2	2	0	.500	0-0-0		1-0
1998	Dave Dir	0	2	0	.000	0-0-0		0-0
1999	Dave Dir	3	3	0	.500	0-0-0		1-0
2000	Dave Dir	0	2	0	.000	0-1-0		0-0
2001	Mike Jeffries	0	2	1	.167	0-0-1		0-0
2002	Mike Jeffries	1	1	1	.500	0-0-1		0-0
2005	Colin Clarke	0	0	2	.500	0-1-0		0-0
2006	Colin Clarke	1	1	0	.500	0-1-0		0-0
2007	Steve Morrow	1	1	0	.500	0-1-0		0-0
2010	Schellas Hyndman	2	1	1	.625	0-1-0		0-0
2011	Schellas Hyndman	0	1	0	.000	0-0-0		0-0
2014	Oscar Pareja	1	0	2	.666	0-0-0		0-0
<b>TOTALS</b>		<b>12</b>	<b>18</b>	<b>7</b>	<b>.418</b>	<b>0-5-2</b>		<b>2-1</b>



## FC DALLAS ALL-TIME INTERNATIONAL RESULTS

Year	Date	Opponent	Home/Away	Result	Competition
1996	Nov. 16	El Salvador Selection	Home	W, 3-2	Friendly
1997	July 11	CD Guadalajara (MEX)	Home	L, 5-0	Friendly
	Dec. 10	Guatemala Selection	Away	L, 5-1	Friendly
	Dec. 12	CSD Comunicaciones (GUA)	Away	L, 1-0	Friendly
1998	March 4	CD Necaxa (MEX)	Home	L, 4-1	CONCACAF Cup Winners Cup
	March 8	CDSC Cruz Azul (MEX)	Home	L, 2-1	CONCACAF Cup Winners Cup
	Nov. 11	Tecos UAG (MEX)	Away	L, 4-1	Friendly
2000	Nov. 3	Atlas CF (MEX)	Home	W, 2-0	Friendly
	Nov. 6	Bachilleres (MEX)	Home	T, 1-1	Friendly
	Nov. 8	CD Guadalajara (MEX)	Away	L, 1-0	Friendly
2001	March 24	CD Guadalajara (MEX)	Home	T, 2-2	Friendly
	Nov. 5	CD Platense (HON)	Home	T, 0-0	Friendly
2002	March 13	W Connection (TRI)	Home	W, 3-0	Friendly
	Oct. 26	CD Olimpia (HON)	Neutral	T, 0-0 (DAL wins 6-5 on pk)	Friendly
2003	July 9	CD Aguila (ESV)	Home	W, 3-3 (DAL wins 3-1 on pk)	Friendly
2006	March 22	Atlas CF (MEX)	Home	W, 4-1	Friendly
	July 19	Tigres UANL (MEX)	Home	W, 2-0	Rio Grande Plate
	July 26	Tigres UANL (MEX)	Away	L, 0-2 (DAL wins the Rio Grande Plate 5-4 on pk)	
2007	March 7	CA Paranaense (BRA)	Away	L, 3-1	Friendly
	March 31	CA Paranaense (BRA)	Home	L, 1-0	Friendly
	July 7	Tigres UANL (MEX)	Away	L, 2-0	Rio Grande Plate
	July 11	Tigres UANL (MEX)	Home	L, 2-0	Rio Grande Plate
	July 24	CD Guadalajara (MEX)	Home	T, 1-1	SuperLiga
	July 28	CF Pachuca (MEX)	Home	T, 2-2	SuperLiga
	Dec. 1	TT Pro League Foreign All-Stars (TRI)	Away	T, 2-2 (DAL wins 7-6 on pk)	Friendly
	Dec. 3	TT Pro League Local All-Stars (TRI)	Away	L, 1-0	Friendly
2008	Feb. 20	Tigres UANL (MEX)	Away	L, 2-1	Rio Grande Plate
	March 6	CA Paranaense (BRA)	Away	W, 2-0	Friendly
	March 22	CA Paranaense (BRA)	Home	W, 2-1	Friendly
	June 29	CD Guadalajara (MEX)	Home	L, 2-1	Friendly
	Sept. 7	Club America (MEX)	Home	W, 2-1	Friendly
	Oct. 14	Tigres UANL (MEX)	Home	W, 3-2 (DAL loses the Rio Grande Plate 3-1 on pk)	
2009	March 4	CA Paranaense (BRA)	Away	L, 4-2	USA-Brazil Challenge
	March 14	CA Paranaense (BRA)	Home	W, 1-0 (DAL loses the USA-Brazil Challenge 5-4 on PKs)	
	June 10	CS Herediano (CRC)	Home	W, 2-0	Friendly
	July 15	CSD Comunicaciones (GUA)	Home	W, 2-0	Friendly
2010	August 5	Inter Milan	Home	D, 2-2	Friendly
2011	March 23	Tigres UANL (MEX)	Away	L, 2-1	Rio Grande Plate
	July 28	Alianza FC (El Salvador)	Away	W, 1-0	CONCACAF Champions League
	Aug. 3	Alianza FC (El Salvador)	Home	W, 1-0	CONCACAF Champions League
	Aug. 17	Pumas UNAM (MEX)	Away	W, 1-0	CONCACAF Champions League
	Aug. 24	Toronto FC (CAN)	Away	W, 1-0	CONCACAF Champions League
	Sept. 3	Tigres UANL (MEX)	Home	W, 2-1 (DAL wins Rio Grande Plate 6-5 on PKs)	
	Sept. 14	Tauro FC (PAN)	Home	D, 1-1	CONCACAF Champions League
	Sept. 21	Pumas UNAM	Home	L, 2-0	CONCACAF Champions League
	Sept. 28	Tauro FC (PAN)	Away	L, 5-3	CONCACAF Champions League
	Oct. 18	Toronto FC (CAN)	Home	L, 3-0	CONCACAF Champions League
2012	Sept. 9	Leon	Home	D, 3-3 (4-3 L in PKs)	Friendly
2013	July 27	Stoke City FC (ENG)	Home	L, 1-0	Friendly
2014	July 23	Aston Villa (ENG)	Home	L, 2-0	Friendly

## FC DALLAS POSTSEASON HISTORY

DATE	OPPONENT	RESULT	ATT.	W-L-T	RD.	NOTES:
09/26/1996	at Kansas City	L 2-3	4,466	0-1-0	QTR	DAL: Elliott (21) Ashton (25); KC: Johnston (16) McKeon (79) Preki (89)
09/29/1996	Kansas City	W 2-1	10,125	1-1-0	QTR	DAL: Kreis (5) Washington (32); KC: Preki (30)
10/02/1996	Kansas City	L 2-3	9,802	1-2-0	QTR	DAL: Sanchez (27) Elliott (66); KC: Chung (41) Takawira (62)
10/05/1997	at Los Angeles	W 1-0	18,921	1-0-0	QTR	
10/08/1997	Los Angeles	W 3-0	11,248	2-0-0	QTR	DAL: Washington (29,69) Peinado (86)
10/12/1997	Colorado	L 0-1	7,376	2-1-0	SEM	COL: S. Henderson (42)
10/15/1997	at Colorado	L 1-2	18,452	2-2-0	SEM	DAL: Damian (5); COL: Patino (22) C. Henderson (87)
10/01/1998	at Los Angeles	L 1-6	10,047	0-1-0	QTR	DAL: Washington (47)
10/04/1998	Los Angeles	L 2-3	8,130	0-2-0	QTR	LA: Pena (10,69) Hermosillo (16,32) Cienfuegos (20) Welton (41)
10/16/1999	Chicago	W 2-1	10,980	1-0-0	QTR	DAL: Haynes (44) Kreis (48)
10/23/1999	at Chicago	L 0-4	13,197	1-1-0	QTR	LA: Hendrickson (80) Caligiuri (85) Mathis (88)
10/27/1999	Chicago	W 3-2	9,795	2-1-0	QTR	DAL: Graziani (52) Santel (75); CHI: Ball (79)
10/31/1999	at Los Angeles	L 1-2	17,372	2-2-0	SEM	CHI: Nowak (18) Kosecki (36) Razov (43) Kovalenko (46)
11/07/1999	Los Angeles	W 3-2	13,816	3-2-0	SEM	DAL: Deering (55) Rodriguez (84) Graziani (86); CHI: Razov (3) Marsch (5)
11/11/1999	at Los Angeles	L 1-3	25,703	3-3-0	SEM	DAL: Graziani (75); LA: Cienfuegos (39) Hendrickson (90)
09/15/2000	at MetroStars	L 1-2 (OT)	14,868	0-1-0	QTR	DAL: Graziani (33,73); LA: Hermosillo (13,54)
09/20/2000	MetroStars	L 1-2	7,555	0-2-0	QTR	DAL: Kreis (89); LA: Vanney (3) Hermosillo (20) Cienfuegos (68)
09/20/2001	at Chicago	L 0-2	8,314	0-1-0	QTR	DAL: Rhine (67); MET: Mathis (34) Valencia (100)
09/23/2001	Chicago	T 1-1 (OT)	17,149	0-1-1	QTR	DAL: J. Rodriguez (82); MET: Mathis (53,81)
09/29/2001	at Chicago	L 0-2	12,811	0-2-1	QTR	CHI: Bocanegra (40) Whitfield (90)
09/25/2002	Colorado	W 4-2	6,360	1-0-0	QTR	DAL: Deering (27); CHI: J. Beasley (84)
09/28/2002	at Colorado	L 0-1	9,637	1-1-0	QTR	CHI: Kovalenko (17) Armas (55)
10/02/2002	Colorado	T 1-2 (OT/ST)	8,008	1-1-1	QTR	DAL: Morrow (26), Kreis (49), Deering (68), Martinez (70);
10/22/2005	at Colorado	T 0-0	9,625	0-0-1	QTR	CHI: Valderrama (1), Spencer (75)
10/29/2005	Colorado	T 2-2 (OT)	10,104	0-0-2	QTR	COL: Carrieri (78)
10/21/2006	at Colorado	W 2-1	4,176	1-0-0	QTR	DAL: Rhine (6); COL: Spencer (22), Chung (101)
10/28/2006	Colorado	L 2-3 (OT)	15,486	1-1-0	QTR	--
10/27/2007	Houston	W 1-0	12,537	1-0-0	QTR	DAL: Ruiz (67,105); COL: Cunningham (19) Kotschau (105)
11/02/2007	at Houston	L 1-4 (OT)	30,088	1-1-0	QTR	DAL: Ruiz (15) Thompson (55); COL: Cooke (23)
10/30/2010	Real Salt Lake	W 2-1	11,003	1-0-0	QTR	DAL: Ruiz (48) Goodson (92); COL: Hernandez (57,83) Mathis (114)
11/06/2010	at Real Salt Lake	T 1-1	19,324	1-0-1	QTR	DAL: Goodson (23)
11/14/2010	at Los Angeles	W 3-0	27,000	2-0-1	SEM	DAL: Ruiz (14); HOU: Holden (66) Ching (72,97) Davis (100)
11/21/2010	Colorado	L 1-2 (OT)	21,700	2-1-1	FIN	DAL: Cunningham (44) Avila (88); RSL: Espindola (5)
10/26/2011	New York	L 0-2	10,017	0-1-0	WC	DAL: McCarty (17); RSL: Findley (80)
10/29/2014	Vancouver	W 2-1	10,279	1-0-0	WC	DAL: Ferreira (26) John (54) Chavez (73)
11/2/2014	Seattle	D 1-1	16,112	1-0-1	QTR	DAL: Ferreira (35); COL: Casey (57) own goal (107)
11/10/2014	at Seattle	D 0-0	38,912	1-0-2	QTR	NY: Lindpere (61) Henry (90)
						DAL: Akindele (40), Michel (84). VAN: Hurtado (64)
						DAL: Michel (34). SEA: Alonso (54)
						--

## ALL-TIME FC DALLAS POSTSEASON STATS

UNF	POS	PLAYER	GP	GS	MIN	G	A	SHT	SOG	FC	FS	OFF	CK	C	E
20	F	Ariel Graziani	11	11	1010	5	2	27	12	33	22	9	13	5	0
20	F	Carlos Ruiz	6	5	540	5	0	17	7	14	18	13	0	2	0
9	F	Jason Kreis	22	18	1721	4	2	37	20	28	39	7	27	6	0
10	F	Dante Washington	14	6	651	4	1	21	8	14	16	10	0	1	0
15	M	Chad Deering	16	16	1417	3	1	27	12	29	15	1	10	4	1
10	M	David Ferreira	4	4	390	2	3	9	4	7	7	2	18	0	0
19	F	Bobby Rhine	13	13	1111	2	3	15	7	13	11	3	2	2	0
8	F	Gerrell Elliott	7	2	242	2	1	4	2	2	3	2	0	0	0
17	M	Jorge Rodriguez	18	16	1516	2	1	10	9	26	9	1	1	5	0
20	D	Clarence Goodson	5	3	379	2	0	4	2	1	3	0	0	0	0
31	M	Michel	3	3	266	2	0	5	3	5	2	0	10	0	0
7	M	Mark Santel	15	14	1175	1	5	6	4	17	18	3	4	1	0
18	M	Marvin Chavez	5	5	382	1	2	11	3	4	11	0	0	1	0
9	F	Hugo Sanchez	2	2	172	1	2	3	3	6	3	1	0	1	0
11	F	Damian	4	4	306	1	1	8	3	8	14	8	7	1	0
11	M	Antonio Martinez	7	5	467	1	1	6	4	5	14	3	14	1	0
4	M	Chad Ashton	3	1	88	1	0	2	2	0	2	0	2	0	0
12	M	Eric Avila	2	0	18	1	0	2	1	1	1	0	0	0	0
9	F	Jeff Cunningham	3	1	191	1	0	6	3	1	1	2	0	0	0
13	M	Brian Haynes	10	4	500	1	0	8	3	12	4	2	11	2	0
14	D	George John	4	4	390	1	0	3	2	4	3	0	0	0	0
13	M	Dax McCarty	5	4	401	1	0	8	3	5	6	0	0	0	0
6	D	Steve Morrow	3	3	271	1	0	1	1	4	1	0	0	0	0
22	M	Daniel Peinado	4	4	345	1	0	3	1	4	10	0	0	0	0
7	F	Abe Thompson	3	2	127	1	0	1	1	1	0	1	0	0	0
13	F	Tesho Akindele	3	3	270	1	0	3	2	4	1	0	0	0	0
8	M	Oscar Pareja	17	16	1331	0	5	14	6	41	64	0	13	3	1
6	M	Ronnie O'Brien	7	7	701	0	3	16	6	9	13	1	7	1	0
3	M	Greg Vanney	4	4	420	0	3	1	0	5	6	0	1	0	0
23	M	Sergi Daniv	6	4	389	0	2	7	1	9	12	0	1	3	0
14	M	Ted Eck	14	12	1094	0	2	17	5	27	18	4	0	3	0
2	D	Chris Gbandi	6	6	539	0	2	8	3	10	6	0	0	2	1
20	D	Brek Shea	5	4	355	0	2	4	2	2	5	1	0	0	0
10	M	Mauro Diaz	2	2	169	0	1	2	0	2	11	0	2	1	0
5	D	Jair Benitez	5	5	477	0	1	2	1	3	6	0	5	2	0
4	M	Paul Broome	10	8	681	0	1	2	1	15	9	0	0	5	0
33	F	Kenny Cooper	4	4	348	0	1	5	4	14	6	0	0	0	0
2	D	Eric Dade	15	13	1118	0	1	2	0	27	14	0	0	3	0
16	F	Atiba Harris	3	3	285	0	1	3	1	10	3	3	0	0	1
3	D	Ugo Ihemelu	5	5	480	0	1	3	0	2	1	0	0	1	0
7	F	Eddie Johnson	3	0	62	0	1	0	0	2	2	4	0	0	0
11	M	Lawrence Lozano	3	3	270	0	1	2	1	5	3	0	0	0	0
9	F	Roberto Mina	2	1	140	0	1	4	3	3	0	1	1	0	0
3	D	Ryan Suarez	6	6	520	0	1	1	0	12	8	0	0	2	0
66	M	Alain Sutter	3	3	206	0	1	0	0	4	7	1	4	1	0
11	F	John Jairo Trellez	4	0	50	0	1	2	1	0	2	0	0	0	0
20	F	Mickey Trotman	2	2	178	0	1	7	3	4	4	4	2	0	0
23	D	Kellyn Acosta	1	0	14	0	0	0	0	0	1	0	0	0	0
11	F	Fabian Castillo	3	3	270	0	0	6	1	4	6	0	0	0	0
91	F	Andres Escobar	3	1	107	0	0	0	0	1	3	1	0	1	0
1	G	Raul Fernandez	1	1	90	0	0	0	0	0	0	0	0	0	0
24	D	Matt Hedges	3	3	270	0	0	0	0	6	5	0	0	0	0
3	D	Moises Hernandez	2	2	175	0	0	0	0	3	1	0	0	1	0
12	M	Ryan Hollingshead	1	0	1	0	0	0	0	0	1	0	0	0	0
17	D	Zach Loyd	3	3	270	0	0	0	0	0	4	0	0	0	0
7	F	Blas Perez	3	3	259	0	0	1	0	4	4	0	0	0	0
18	G	Chris Seitz	2	2	180	0	0	0	0	0	0	0	0	0	0
9	F	David Texeira	2	0	8	0	0	0	0	0	0	0	0	0	0
28	M	Victor Ulloa	3	3	256	0	0	3	1	6	4	0	0	0	0
27	M	Je-Vaughn Watson	3	3	270	0	0	2	0	2	2	0	0	1	0
25	D	Walker Zimmerman	2	1	95	0	0	1	0	2	1	0	0	0	0
21	M	Lazo Alavanja	2	0	32	0	0	0	0	2	0	0	0	0	0
24	M	Eric Alexander	2	0	5	0	0	0	0	0	0	0	0	0	0
12	F	Arturo Alvarez	2	2	137	0	0	2	0	2	1	1	0	0	1
14	M	Leonel Alvarez	5	5	450	0	0	0	0	13	5	0	0	1	0
21	F	Hamisi Amani-Dove	2	2	133	0	0	0	0	6	1	0	0	0	0
5	M	Tenywa Bonseu	3	3	281	0	0	0	0	5	2	0	0	2	0
30	G	Ray Burse	1	0	95	0	0	0	0	0	0	0	0	0	0
15	F	Fabian Castillo	1	0	8	0	0	0	0	0	0	0	0	0	0
7	M	Daniel Cruz	1	0	23	0	0	0	0	1	0	0	0	0	0
10	M	Denilson	1	1	50	0	0	0	0	0	2	0	1	1	0
1	G	Mark Dodd	12	11	1035	0	0	0	0	0	3	0	0	0	0
24	M	Justin Evans	2	0	77	0	0	0	0	1	3	0	0	0	0
18	D	Richard Farrer	17	11	1103	0	0	2	0	17	15	1	0	4	1
5	M	Jorge Flores	2	0	28	0	0	0	0	0	1	1	0	0	0
1	G	Scott Garlick	2	2	210	0	0	0	0	0	0	0	0	0	0

## ALL-TIME FC DALLAS POSTSEASON STATS

UNF	POS	PLAYER	GP	GS	MIN	G	A	SHT	SOG	FC	FS	OFF	CK	C	E
1	G	Kevin Hartman	5	5	480	0	0	0	0	0	2	0	0	0	0
2	M	Daniel Hernandez	5	5	480	0	0	4	0	9	9	0	0	2	0
17	M	Zak Ibsen	3	2	191	0	0	2	1	4	1	0	0	0	0
10	D	Ricardo Iribarren	2	2	148	0	0	0	0	5	1	0	0	2	0
6	D	Jackson	5	5	392	0	0	7	4	8	2	0	0	0	0
4	M	Andrew Jacobson	1	1	67	0	0	2	0	0	0	0	0	0	0
5	D	Steve Jolley	2	2	210	0	0	0	0	2	0	0	0	1	0
22	G	Matt Jordan	12	12	1066	0	0	0	0	2	2	0	0	3	0
16	F	Aleksey Korol	3	1	76	0	0	1	0	5	4	1	0	1	0
12	D	Zach Loyd	5	2	311	0	0	0	0	5	4	0	0	2	0
34	F	Ruben Luna	1	0	13	0	0	1	1	0	1	0	0	0	0
9	F	Maicon Santos	1	0	17	0	0	2	1	0	0	0	0	0	0
3	D	Drew Moor	5	4	428	0	0	2	0	1	5	0	0	2	1
8	M	Richard Mulrooney	2	2	210	0	0	0	0	0	5	0	1	0	0
21	M	Ramon Nunez	2	2	210	0	0	12	6	0	1	1	4	0	0
25	F	Dominic Oduro	2	0	65	0	0	1	0	2	1	0	0	1	0
24	M	Percy Olivares	1	0	2	0	0	0	0	0	1	0	0	0	0
12	D	Brandon Pollard	8	8	703	0	0	3	1	12	9	0	0	1	0
6	M	Pablo Ricchetti	2	1	146	0	0	2	1	8	0	0	0	2	0
7	F	Milton Rodriguez	1	1	32	0	0	0	0	1	1	0	0	0	0
44	G	Dario Sala	4	4	325	0	0	0	0	0	1	0	0	1	0
5	M	Marcelo Saragosa	2	0	57	0	0	0	0	5	1	0	0	1	0
25	F	Juan Sastoque	1	0	2	0	0	0	0	0	0	0	0	0	0
15	D	Adrian Serieux	2	2	170	0	0	1	0	3	3	0	0	1	0
6	D	Tom Soehn	4	4	356	0	0	0	0	1	1	0	0	0	0
4	D	Diego Sonora	3	3	246	0	0	1	0	7	5	0	2	1	0
16	M	Temoc Suarez	2	1	57	0	0	0	0	1	1	0	0	1	0
3	D	Carey Talley	1	0	24	0	0	0	0	0	1	0	0	0	0
8	M	Juan Toja	2	2	210	0	0	0	0	6	3	0	0	0	0
10	M	Joselito Vaca	4	1	97	0	0	1	1	1	2	0	0	0	0
17	M	Simo Valakari	4	4	420	0	0	0	0	14	7	0	0	1	0
11	M	Ricardo Villar	1	1	82	0	0	0	0	1	3	0	0	0	0
16	D	David Wagenfuhr	2	0	98	0	0	2	0	0	0	1	0	0	0
3	D	Wade Webber	4	4	360	0	0	0	0	9	5	0	0	1	0
15	M	Mark Wilson	2	2	111	0	0	0	0	0	3	0	0	0	0
21	D	Alex Yi	1	1	120	0	0	0	0	2	1	0	0	0	0
Team totals			37	37	3501	48	58	410	178	643	597	94	163	94	7
Opponent totals			34	34	3501	64	79	486	225	617	633	92	191	90	5

### FC DALLAS INDIVIDUAL POSTSEASON GOALKEEPING

UNF	GOALKEEPER	GP	GS	MIN	SHTS	SV	GA	GAA	PG	PA	SO	W-L-T
18	Chris Seitz	2	2	180	9	7	1	0.50	0	0	1	1-0-1
1	Scott Garlick	2	2	210	8	6	2	0.86	0	0	2	4-4-2
1	Raul Fernandez	1	1	90	8	7	1	1.00	0	0	0	0-0-1
44	Dario Sala	4	4	325	24	20	4	1.11	0	0	1	2-1-0
1	Kevin Hartman	5	5	480	26	20	6	1.13	0	0	1	2-2-1
22	Matt Jordan	12	12	1066	66	42	22	1.86	1	1	0	3-7-2
1	Mark Dodd	12	11	1035	75	45	24	2.09	1	1	2	4-7-0
30	Ray Burse	1	0	95	9	5	4	3.79	0	0	0	0-1-0
Team totals		37	37	3501	225	156	64	1.73	2	2	7	12-18-7
Opponent totals		37	37	3501	178	125	48	1.30	5	7	8	18-12-7



# FRANCHISE RECORDS





# FC DALLAS INDIVIDUAL & TEAM HIGH GAMES

## FC DALLAS INDIVIDUAL HIGH GAMES (1996-2014)

<b>POINTS</b>				
8 - JEFF CUNNINGHAM	08/01/2009	VS. KC	W	6-0
<b>GOALS</b>				
4 - JEFF CUNNINGHAM	08/01/2009	VS. KC	W	6-0
<b>ASSISTS</b>				
3 - ANTONIO MARTINEZ	08/11/2001	VS. MET	W	3-0
3 - ANTONIO MARTINEZ	05/18/2002	VS. COL	W	3-1
<b>SHOTS</b>				
10 - ARIEL GRAZIANI	06/02/2001	VS. MIA	L	2-6
10 - JASON KREIS	06/30/2001	VS. LA	T	0-0
10 - KENNY COOPER	07/04/2008	VS. KC	T	1-1
10 - MAICON SANTOS	08/27/2011	AT KC	W	3-2
<b>SHOTS ON GOAL</b>				
6 - JASON KREIS	05/27/2000	AT DC	L	2-3
6 - BOBBY RHINE	06/02/2001	VS. MIA	L	2-6
6 - RONNIE O'BRIEN	05/07/2005	AT KC	T	3-3
<b>FOULS COMMITTED</b>				
9 - DANIEL PEINADO	04/26/1997	AT LA	W	1-1
9 - ARTURO ALVAREZ	05/28/2005	AT DC	W	2-0
9 - JUAN TOJA	07/04/2007	VS. CHV	W	2-0
<b>FOULS SUFFERED</b>				
8 - BRIAN HAYNES	08/14/1996	VS. CLB	L	2-2
8 - OSCAR PAREJA	06/08/2002	VS. COL	W	4-1
<b>CORNER KICKS</b>				
12 - BRAD DAVIS	04/03/2004	VS. COL	T	1-1
<b>OFFSIDE</b>				
7 - DAMIAN	07/04/1997	VS. DC	L	2-3
<b>SAVES</b>				
12 - MARK DODD	09/19/1998	AT KC	W	1-0
<b>SHOTS FACED</b>				
15 - MATT JORDAN	09/04/1999	AT DC	L	1-4
<b>GOALS ALLOWED</b>				
8 - MARK DODD	06/04/1998	VS. LA	L	1-8

## FC DALLAS TEAM HIGH GAMES (1996-2014)

<b>POINTS</b>				
18	06/05/1999	AT MET	W	5-2
18	09/12/2009	AT LA	W	6-3
<b>GOALS</b>				
6	06/16/2001	AT COL	W	6-3
6	08/01/2009	VS. KC	W	6-0
6	09/12/2009	AT LA	W	6-3
<b>ASSISTS</b>				
8	06/05/1999	AT MET	W	5-2
<b>SHOTS</b>				
36	08/19/1998	AT MIA	L	1-2
<b>SHOTS ON GOAL</b>				
16	07/17/1996	VS. LA	W	5-2
16	09/07/1996	VS. NE	L	0-2
<b>FOULS COMMITTED</b>				
33	06/06/2001	AT TB	W	1-0
33	06/12/2005	AT CHI	L	0-2
<b>FOULS SUFFERED</b>				
36	05/27/2000	AT DC	L	2-3
<b>CORNER KICKS</b>				
16	04/19/2014	VS. TOR	W	2-1
<b>OFFSIDE</b>				
13	08/16/2003	VS. KC	W	3-2
<b>SAVES</b>				
12	09/19/1998	AT	KC	W 1-0
<b>SHOTS FACED</b>				
15	09/04/1999	AT	DC	L 1-4
<b>GOALS ALLOWED</b>				
8	06/04/1998	VS. LA	L	1-8

## FC DALLAS TEAM LOW GAMES (1996-2014)

<b>SHOTS</b>			
1 - 05/06/2012	VS. COL	L	2-0
<b>SHOTS ON GOAL</b>			
0 - 07/11/2009	AT COL	L	1-0
0 - 05/06/2012	VS. COL	L	0-2
0 - 08/03/2013	AT SEA	L	0-3
<b>FOULS COMMITTED</b>			
2 - 07/04/2009	VS. NY	W	2-1
<b>FOULS SUFFERED</b>			
3 - 05/10/2003	VS. KC	L	1-3
3 - 06/15/2008	VS. CHI	W	1-0
<b>CORNER KICKS</b>			
0 (14 TIMES)	LAST: 09/20/2014	ATLA, L	1-2
<b>SAVES</b>			
0 - (7 TIMES)	LAST: 04/08/2011	VS. COL, W	3-0
<b>SHOTS FACED</b>			
0 - 04/08/2011	VS. COL	W	3-0

# FC DALLAS INDIVIDUAL HIGHS

## GAMES PLAYED

Career:	247	Jason Kreis
Season:	33	Kevin Hartman (2011)
Season:	33	Fabian Castillo (2013)
Season:	33	Matt Hedges (2013)

## MINUTES

Career:	20290	Jason Kreis
Season:	2970	Kevin Hartman (2011)

## GOALS

Career:	91	Jason Kreis
Season:	18	Jason Kreis (1999)
Season:	18	Kenny Cooper (2008)
Game:	4	Jeff Cunningham (08/01/2009 vs. KC)
Half:	3	Jason Kreis (03/20/1999 vs. KC, 2d)
Half:	3	J. Cunningham (08/01/2009 vs. KC, 2d)

## ASSISTS

Career:	65	Jason Kreis
Season:	15	Jason Kreis (1999)
Game:	3	A. Martinez (08/11/2001 vs. MET)
Game:	3	A. Martinez (05/18/2002 vs. COL)
Half:	2	32 times

## SHOTS

Career:	686	Jason Kreis
Season:	119	Kenny Cooper (2008)
Game:	10	4 times
Half:	7	A. Graziani (06/02/2001 vs. MIA, 2d)
Half:	7	Kenny Cooper (07/04/2008 vs. KC, 2d)

## SHOTS ON GOAL

Career:	313	Jason Kreis
Season:	60	Kenny Cooper (2008)
Game:	6	Jason Kreis (05/27/2000 at DC)
Game:	6	Bobby Rhine (06/02/2001 vs. MIA)
Game:	6	Ronnie O'Brien (05/07/2005 at KC)
Half:	5	Jason Kreis (05/31/1998 vs. MIA, 1st)
Half:	5	R. Cerritos (09/05/2002 vs. MET, 1st)

## FOULS COMMITTED

Career:	357	Jason Kreis
Season:	83	Juan Toja (2007)
Game:	9	Daniel Peinado (04/26/1997 at LA)
Game:	9	Arturo Alvarez (05/28/2005 at DC)
Game:	9	Juan Toja (07/04/2007 vs. CHV)
Half:	9	Daniel Peinado (04/26/1997 at LA, 2d)

## FOULS SUFFERED

Career:	365	Oscar Pareja
Season:	84	David Ferreira (2010)
Game:	8	Brian Haynes (08/14/1996 vs. CLB)
Game:	8	Oscar Pareja (06/08/2002 vs. COL)
Half:	7	Jason Kreis (07/10/1996 at MET, 2d)
Half:	7	L. Lozano (08/22/1996 at SJ, 1st)
Half:	7	D. Peinado (03/29/1997 vs. NE, 1st)

## OFFSIDES

Career:	121	Jason Kreis
Season:	42	Damian (1997)
Half:	6	Gerell Elliott (08/25/1996 at LA, 2d)

## CORNER KICKS

Career:	300	Jason Kreis
Season:	107	Dave van den Bergh (2009)
Game:	12	Brad Davis (04/03/2004 vs. COL)
Half:	9	Jason Kreis (07/25/1998 at CLB, 2d)

## CAUTIONS

Career:	38	Oscar Pareja
Season:	14	Leonel Alvarez (1996)

## EJECTIONS

Career:	5	Leonel Alvarez
Season:	2	12 times
Game:	1	87 times
Half:	1	86 times

## GAMES PLAYED IN GOAL

Career:	114	Matt Jordan
Season:	33	Kevin Hartman (2011)

## MINUTES PLAYED IN GOAL

Career:	10358	Matt Jordan
Season:	2970	Kevin Hartman (2011)

## WINS

Career:	52	Matt Jordan
Season:	17	Mark Dodd (1996)
Season:	17	Matt Jordan (1999)

## LOSSES

Career:	46	Matt Jordan
Season:	16	Mark Dodd (1997)

## TIES

Career:	27	Dario Sala
Season:	12	Dario Sala (2008)

## SHUTOUTS

Career:	30	Matt Jordan
Season:	13	Kevin Hartman (2011)

## GOALS ALLOWED

Career:	174	Matt Jordan
Season:	53	Matt Jordan (2000)
Game:	8	Mark Dodd (06/04/1998 vs. LA)
Half:	5	Mark Dodd (06/04/1998 vs. LA, 2d)

## SAVES

Career:	495	Mark Dodd
Season:	183	Mark Dodd (1997)
Game:	12	Mark Dodd (09/19/1998 at KC)
Half:	8	Mark Dodd (09/19/1996 vs. LA, 1st)
Half:	8	Mark Dodd (09/19/1998 at KC, 2d)
Half:	8	Matt Jordan (04/24/1999 vs. CLB, 2d)

# FC DALLAS TEAM HIGHS

## GAMES PLAYED

Season: 34 in 2011  
Season: 34 in 2012  
Season: 34 in 2013

## MINUTES

Season: 3060 in 2011-14

## GOALS

Season: 55 in 1997, 2014  
Game: 6 06/16/2001 at COL  
Game: 6 08/01/2009 vs. KC  
Game: 6 09/12/2009 at LA  
2-Tms: 10 08/26/2000 vs. MET  
Half: 4 7 times

## ASSISTS

Season: 79 in 2000  
Game: 8 06/05/1999 at MET  
2-Tms: 13 08/26/2000 vs. MET  
Half: 6 05/12/2001 vs. CLB (2d)

## SHOTS

Season: 482 in 2011  
Game: 36 08/19/1998 at MIA  
2-Tms: 54 08/19/1998 at MIA  
Half: 22 08/19/1998 at MIA (2d)

## SHOTS ON GOAL

Season: 230 in 1997  
Game: 16 07/17/1996 vs. LA  
Game: 16 09/07/1996 vs. NE  
2-Tms: 26 09/04/1999 at DC  
Half: 10 09/22/1996 at LA (2d)

## FOULS COMMITTED

Season: 588 in 2000  
Game: 33 06/06/2001 at TB  
Game: 33 06/12/2005 at CHI  
2-Tms: 57 05/27/2000 at DC  
Half: 18 06/06/2001 at TB (2d)  
Half: 18 08/16/2003 vs. KC (1st)

## FOULS SUFFERED

Season: 521 in 2000  
Game: 36 05/27/2000 at DC  
2-Tms: 56 05/27/2000 at DC  
Half: 19 05/27/2000 at DC (2d)

## OFFSIDES

Season: 125 in 1997  
Game: 13 08/16/2003 vs. KC  
2-Tms: 16 07/29/1998 vs. LA  
2-Tms: 16 08/16/2003 vs. KC  
Half: 8 07/29/1998 vs. LA (2d)

## CORNER KICKS

Season: 182 in 1998  
Game: 16 04/19/2014 vs. TOR  
2-Tms: 20 07/25/1998 at CLB  
2-Tms: 20 08/04/2001 at NE  
2-Tms: 20 04/19/2014 vs. TOR  
Half: 10 04/19/2014 vs. TOR (1st Half)

## CAUTIONS

Season: 64 in 2007  
Game: 8 07/21/2001 at CHI  
2-Tms: 13 04/06/2002 vs. DC  
Half: 7 07/21/2001 at CHI (2d)

## EJECTIONS

Season: 10 in 2014  
Game: 2 6 times  
2-Tms: 3 08/24/2013 vs. SJ  
Half: 2 08/07/2004 vs. COL (2nd)  
Half: 2 05/06/2012 vs. COL (1st)  
Half: 2 06/11/2014 at POR (2nd)

## GAMES PLAYED

Season: 34 in 2011-14

## MINUTES

Season: 3060 in 2011-14

## WINS

Season: 19 in 1999

## LOSSES

Season: 19 in 2003

## TIES

Season: 14 in 2010

## SHUTOUTS

Season: 13 in 2011

## GOALS ALLOWED

Season: 64 in 2003  
Game: 8 06/04/1998 vs. LA  
2-Tms: 10 08/26/2000 vs. MET  
Half: 5 06/04/1998 vs. LA (2d)

## SAVES

Season: 196 in 1997  
Game: 12 09/19/1998 at KC  
2-Tms: 20 09/19/1996 vs. LA  
Half: 8 09/19/1996 vs. LA (1st)  
Half: 8 09/19/1998 at KC (2d)  
Half: 8 04/24/1999 vs. CLB (2d)

# FC DALLAS TEAM LOWS

## GAMES PLAYED

Season: 26 in 2001

## MINUTES

Season: 2412 in 2001

## GOALS

Season: 34 in 2004  
 Game: 0 127 times  
 2-Tms: 0 31 times  
 Half: 0 555 times

## ASSISTS

Season: 32 in 2007  
 Game: 0 203 times  
 2-Tms: 0 67 times  
 Half: 0 689 times

## SHOTS

Season: 332 in 2003  
 Game: 1 05/06/2012 vs. COL  
 2-Tms: 11 04/14/2001 at SJ  
 2-Tms: 11 05/06/2006 at HOU  
 Half: 0 4 times

## SHOTS ON GOAL

Season: 133 in 2003  
 Game: 0 07/11/2009 at COL  
 Game: 0 05/06/2012 vs. COL  
 Game: 0 08/03/2013 at SEA  
 2-Tms: 3 4 times  
 Half: 0 96 times

## FOULS COMMITTED

Season: 299 in 2009  
 Game: 2 07/04/2009 vs. NY  
 2-Tms: 10 07/27/2008 vs. LA  
 Half: 0 (4 TIMES) LAST: 05/21/2014 at LA (2nd)

## FOULS SUFFERED

Season: 334 in 2001  
 Game: 3 05/10/2003 vs. KC  
 Game: 3 06/15/2008 vs. CHI  
 2-Tms: 10 07/27/2008 vs. LA  
 Half: 0 (3 TIMES) LAST: 05/21/2014 at LA (2nd)

## OFFSIDES

Season: 71 in 2004  
 Game: 0 63 times  
 2-Tms: 0 (5 TIMES)  
 Half: 0 323 times

## CORNER KICKS

Season: 112 in 2006  
 Game: 0 14 times  
 2-Tms: 2 (2 TIMES) LAST: 03/29/2014 vs. POR  
 Half: 0 161 times

## CAUTIONS

Season: 43 in 2012  
 Game: 0 93 times  
 2-Tms: 0 22 times  
 Half: 0 501 times

## EJECTIONS

Season: 2 in 2005  
 Season: 2 in 2006  
 Game: 0 511 times  
 2-Tms: 0 450 times  
 Half: 0 1103 times

## GAMES PLAYED

Season: 26 in 2001

## MINUTES

Season: 2412 in 2001

## WINS

Season: 6 in 2003

## LOSSES

Season: 4 in 2010

## TIES

Season: 0 4 times

## SHUTOUTS

Season: 3 in 2002

## GOALS ALLOWED

Season: 28 in 2010  
 Game: 0 135 times  
 2-Tms: 0 31 times  
 Half: 0 578 times

## SAVES

Season: 90 in 2010  
 Season: 90 in 2011  
 Game: 0 7 times  
 2-Tms: 1 08/15/2012 at VAN  
 2-Tms: 1 06/01/2013 at COL  
 2-Tms: 1 08/03/2013 at SEA  
 Half: 0 191 times

## ALL-TIME FC DALLAS INDIVIDUAL LEADERS

### GAMES PLAYED

PLAYER	GP
Jason Kreis	247
Bobby Rhine	212
Oscar Pareja	176
Richard Farrer	158
Ted Eck	156
J. Rodriguez	155
Jair Benitez	153
Chad Deering	147
Mark Santel	133
Zach Loyd	140

### GAMES STARTED

PLAYER	GS
Jason Kreis	227
Oscar Pareja	144
Richard Farrer	141
Jair Benitez	140
J. Rodriguez	140
Bobby Rhine	136
Chad Deering	132
Zach Loyd	130
Ted Eck	116
George John	114
Matt Jordan	114
Mark Santel	114

### MINUTES PLAYED

PLAYER	MIN
Jason Kreis	20290
J. Rodriguez	12972
Richard Farrer	12699
Bobby Rhine	12622
Oscar Pareja	12543
Jair Benitez	12396
Chad Deering	11917
Zach Loyd	11427
Matt Jordan	10358
Ted Eck	10265

### GOALS

PLAYER	GP	GOALS
Jason Kreis	247	91
Kenny Cooper	121	46
Jeff Cunningham	66	33
Blas Perez	74	31
Carlos Ruiz	68	31
Ariel Graziani	57	30
Jorge Rodriguez	155	25
David Ferreira	113	24
Eddie Johnson	84	24
Dante Washington	85	24

### ASSISTS

PLAYER	GP	ASTS
Jason Kreis	247	65
Oscar Pareja	176	47
David Ferreira	113	39
Ronnie O'Brien	101	35
Bobby Rhine	212	34
Chad Deering	147	30
Antonio Martinez	68	23
Mark Santel	133	22
Jorge Rodriguez	155	18

### SHOTS

PLAYER	GP	SHOTS
Jason Kreis	247	686
Kenny Cooper	121	314
Ronnie O'Brien	101	244
Bobby Rhine	212	204
Oscar Pareja	176	187
Fabian Castillo	107	183
Ariel Graziani	57	180
Brek Shea	98	180
Jackson	91	178
Carlos Ruiz	68	176

### SHOTS ON GOAL

PLAYER	GP	SOG
Jason Kreis	247	313
Kenny Cooper	121	156
Ronnie O'Brien	101	106
Ariel Graziani	57	97
Bobby Rhine	212	95
Dante Washington	85	89
Carlos Ruiz	68	84
Jorge Rodriguez	155	78
Gerrell Elliott	65	77
Fabian Castillo	107	75

### FOULS COMMITTED

PLAYER	GP	FC
Jason Kreis	247	357
Oscar Pareja	176	328
Chad Deering	147	239
Simo Valakari	85	232
Ted Eck	156	214
Ronnie O'Brien	101	181
Jorge Rodriguez	155	181
Bobby Rhine	212	179
Eric Dade	111	163
Jackson	91	152

### FOULS SUFFERED

PLAYER	GP	FS
Oscar Pareja	176	365
Jason Kreis	247	358
David Ferreira	113	290
Jair Benitez	153	202
Bobby Rhine	212	202
Ted Eck	156	191
Kenny Cooper	121	173
Carlos Ruiz	68	160
Blas Perez	74	136
Zach Loyd	140	135

### CAUTIONS (YELLOW)

PLAYER	GP	CAUT
Oscar Pareja	176	38
Jason Kreis	247	34
Leonel Alvarez	70	29
Chris Gbandi	111	29
Chad Deering	147	28
Bobby Rhine	212	27
Jorge Rodriguez	155	22
Simo Valakari	85	22
Paul Broome	87	20
Eric Dade	111	20
Clarence Goodson	74	20



# ALL-TIME FC DALLAS INDIVIDUAL LEADERS

## EJECTIONS (RED CARDS)

PLAYER	GP	EJECT
Leonel Alvarez	70	5
Blas Perez	74	4
Ted Eck	156	3
Jackson	91	3
Zach Loyd	140	3
Bobby Rhine	212	3
Marcelo Saragosa	54	3
Je-Vaughn Watson	55	3
16 players tied with		2

## CORNER KICKS

PLAYER	GP	CK
Jason Kreis	247	300
David Ferreira	113	252
Chad Deering	147	203
Michel	56	167
Brad Davis	55	150
Ronnie O'Brien	101	119
Antonio Martinez	68	115
Dax McCarty	93	113
Dave van den Bergh	30	107
Arturo Alvarez	86	96

## OFFSIDES

PLAYER	GP	OFF
Jason Kreis	247	121
Kenny Cooper	121	104
Carlos Ruiz	68	91
Ariel Graziani	57	86
Fabian Castillo	107	85
Jeff Cunningham	66	80
Dante Washington	85	65
Bobby Rhine	212	64
Eddie Johnson	84	61
Damian	32	47

## GAME-WINNING GOALS

PLAYER	GP	GWG
Jason Kreis	247	28
Kenny Cooper	121	14
Jeff Cunningham	66	10
Eddie Johnson	84	10
Jorge Rodriguez	155	9
Brek Shea	98	9
Fabian Castillo	107	8
Ariel Graziani	57	6
Bobby Rhine	212	6
Dante Washington	85	6

## GAME-WINNING ASSISTS

PLAYER	GP	GWA
Jason Kreis	247	19
Oscar Pareja	176	19
David Ferreira	113	12
Ronnie O'Brien	101	9
Bobby Rhine	212	9
Ted Eck	156	8
Mark Santel	133	8
Leonel Alvarez	70	7
Dax McCarty	93	7
Fabian Castillo	107	6
Chad Deering	147	6

## HAT TRICKS

PLAYER	GP	HATS
Tesho Akindele	26	1
Jeff Cunningham	66	1
Jason Kreis	247	1
Bobby Rhine	212	1
Dante Washington	85	1

## MULTI-GOAL GAMES

PLAYER	GP	GAMES
Jason Kreis	247	10
Jeff Cunningham	66	7
Kenny Cooper	121	6
Ariel Graziani	57	5
Carlos Ruiz	68	5
Blas Perez	74	4
Dante Washington	85	4
Eddie Johnson	84	3
5 players tied with		2

## PENALTY-KICK GOALS

PLAYER	GP	PKG
Kenny Cooper	121	9
Jorge Rodriguez	155	7
Jason Kreis	247	6
Michel	56	6
Damian	32	5
Jeff Cunningham	66	5
David Ferreira	113	4
Carlos Ruiz	68	4
Brad Davis	55	2
Four players tied with		2

## GOALS PER GAME

PLAYER	GP	GOALS	AVG
Ariel Graziani	57	30	0.53
Jeff Cunningham	66	33	0.50
Carlos Ruiz	68	31	0.46
Blas Perez	74	31	0.42
Kenny Cooper	121	46	0.38
Jason Kreis	247	91	0.37
Eddie Johnson	84	24	0.29
Dante Washington	85	24	0.28
David Ferreira	113	24	0.21
Fabian Castillo	107	20	0.19
Minimum:		20 goals	

## ASSISTS PER GAME

PLAYER	GP	ASTS	AVG
Ronnie O'Brien	101	35	0.35
David Ferreira	113	39	0.35
Antonio Martinez	68	23	0.34
Oscar Pareja	176	47	0.27
Jason Kreis	247	65	0.26
Chad Deering	147	30	0.20
Mark Santel	133	22	0.17
Bobby Rhine	212	34	0.16
Minimum:		20 assists	

## GOALS PER 90 MIN.

PLAYER	MIN	GOALS	AVG
Jeff Cunningham	4333	33	0.69
Ariel Graziani	5038	30	0.54
Carlos Ruiz	5384	31	0.52
Blas Perez	5875	32	0.49
Kenny Cooper	9215	46	0.45
Dante Washington	5260	24	0.41
Eddie Johnson	5303	24	0.41
Jason Kreis	20290	91	0.40
Fabian Castillo	7705	20	0.23
David Ferreira	9742	24	0.22
Minimum:		20 goals	

## ASSISTS PER 90 MIN.

PLAYER	MIN	ASTS	AVG
Antonio Martinez	3880	23	0.53
Ronnie O'Brien	8247	35	0.38
David Ferreira	9742	39	0.36
Oscar Pareja	12543	47	0.34
Jason Kreis	20290	65	0.29
Bobby Rhine	12622	34	0.24
Chad Deering	11917	30	0.23
Mark Santel	10240	22	0.19
Minimum:		20 assists	

# ALL-TIME FC DALLAS INDIVIDUAL LEADERS

## SCORING PCT.

PLAYER	GP	SHOTS	GOALS	PCT
Jeff Cunningham	66	153	33	21.6
Blas Perez	74	164	31	18.9
Carlos Ruiz	68	176	31	17.6
Ariel Graziani	57	180	30	16.7
Jorge Rodriguez	155	160	25	15.6
Eddie Johnson	84	157	24	15.3
Kenny Cooper	121	314	46	14.6
Dante Washington	85	166	24	14.5
David Ferreira	113	169	24	14.2
Jason Kreis	247	686	91	13.3
Minimum:			20 goals	

## SHOTS ON GOAL PCT.

PLAYER	GP	SHOTS	SOG	PCT
Gerrell Elliott	65	119	77	64.7
Ariel Graziani	57	180	97	53.9
Dante Washington	85	166	89	53.6
Kenny Cooper	121	314	156	49.7
Jeff Cunningham	66	153	75	49.0
Jorge Rodriguez	155	160	78	48.8
Carlos Ruiz	68	176	84	47.7
Bobby Rhine	212	204	95	46.6
Jason Kreis	247	686	313	45.6
Ronnie O'Brien	101	244	106	43.4
Minimum:			75 shots on goal	

## GAMES PLAYED IN GOAL

PLAYER	GP
Matt Jordan	114
Dario Sala	100
Mark Dodd	92
Kevin Hartman	83
Raul Fernandez	47
Scott Garlick	40
Jeff Cassar	33
Chris Seitz	27
Ray Burse	25
D.J. Countess	25

## GAMES STARTED IN GOAL

PLAYER	GS
Matt Jordan	114
Dario Sala	99
Mark Dodd	88
Kevin Hartman	83
Raul Fernandez	46
Scott Garlick	38
Jeff Cassar	30
Chris Seitz	27
D.J. Countess	25
Ray Burse	24

## MINUTES PLAYED IN GOAL

PLAYER	MIN
Matt Jordan	10358
Dario Sala	8845
Mark Dodd	7977
Kevin Hartman	7425
Raul Fernandez	4158
Scott Garlick	3525
Jeff Cassar	2676
Chris Seitz	2412
D.J. Countess	2293
Ray Burse	2223

## GOALS AGAINST AVG.

PLAYER	GP	MIN	SHTS	SVS	GA	GAA	SHO
K. Hartman	83	7425	328	239	89	1.08	28
Dario Sala	100	8845	464	328	136	1.38	23
Matt Jordan	114	10358	632	458	174	1.51	30
Mark Dodd	92	7977	634	495	139	1.57	16
Minimum:					4500 minutes played		

## WINNING PCT.

PLAYER	GP	WON	LOST	TIED	PCT
Kevin Hartman	83	34	23	25	.567
Dario Sala	100	39	33	27	.530
Matt Jordan	114	52	46	15	.527
Mark Dodd	92	44	45	0	.494
Minimum:		20 wins			

## WINS

PLAYER	GP	WON
Matt Jordan	114	52
Mark Dodd	92	44
Dario Sala	100	39
Kevin Hartman	83	34
Raul Fernandez	47	16
Scott Garlick	40	16
Chris Seitz	27	11
Jeff Cassar	33	8
Ray Burse	25	7
Garth Lagerwey	10	6

## LOSSES

PLAYER	GP	LOST
Matt Jordan	114	46
Mark Dodd	92	45
Dario Sala	100	33
Kevin Hartman	83	23
Raul Fernandez	47	18
Jeff Cassar	33	15
D.J. Countess	25	15
Scott Garlick	40	14
Ray Burse	25	12
Chris Seitz	27	9

## SAVES

PLAYER	GP	SVS
Mark Dodd	92	495
Matt Jordan	114	458
Dario Sala	100	328
Kevin Hartman	83	239
Raul Fernandez	47	154
Scott Garlick	40	150
D.J. Countess	25	121
Jeff Cassar	33	110
Ray Burse	25	97
Chris Seitz	27	83

## SHUTOUTS

PLAYER	GP	SHO
Matt Jordan	114	30
Kevin Hartman	83	28
Dario Sala	100	23
Mark Dodd	92	16
Raul Fernandez	26	7
Scott Garlick	40	10
Jeff Cassar	33	6
Chris Seitz	27	4
Ray Burse	25	3
D.J. Countess	25	2

## SAVES PERCENTAGE

PLAYER	GP	SAVES	SOG	PCT
Mark Dodd	92	495	686	72.2
Kevin Hartman	83	239	343	69.7
Dario Sala	100	328	472	69.5
Matt Jordan	114	458	660	69.4
Minimum:		175 saves		

## FC DALLAS AGE-RELATED MILESTONES

### *Youngest player to...*

Play in a game:	Eddie Johnson	17 yrs., 42 days	3/31/1984	05/12/2001 DAL vs CLB
Start a game:	Eddie Johnson	17 yrs., 126 days	3/31/1984	08/04/2001 DAL at NE
Play a complete game:	Kellyn Acosta	18 yrs., 18 days	7/24/1995	08/11/2013 DAL vs LA
Score a goal:	Eddie Johnson	17 yrs., 95 days	3/31/1984	07/04/2001 DAL vs NE
Record an assist:	Eddie Johnson	18 yrs., 172 days	3/31/1984	09/19/2002 DAL at DC
Score two goals in a game:	Brek Shea	20 yrs., 97 days	2/28/1990	06/05/2010 DAL vs SJ
Score three goals in a game:	Tesho Akindele	22 yrs., 138 days	3/31/1992	08/16/2014 DAL at SJ
Play a game as GK:	D.J. Countess	20 yrs., 178 days	1/09/1982	07/06/2002 DAL at KC
Start a game as GK:	D.J. Countess	20 yrs., 178 days	1/09/1982	07/06/2002 DAL at KC
Play a CG as GK:	D.J. Countess	20 yrs., 178 days	1/09/1982	07/06/2002 DAL at KC
Record a shutout:	D.J. Countess	21 yrs., 114 days	1/09/1982	05/03/2003 DAL at DC
Record a win:	D.J. Countess	21 yrs., 142 days	1/09/1982	05/31/2003 DAL vs DC

### *Oldest player to...*

Play in a game:	Kevin Hartman	38 yrs., 156 days	5/25/1974	10/28/2012 DAL vs CHV
Start a game:	Kevin Hartman	38 yrs., 156 days	5/25/1974	10/28/2012 DAL vs CHV
Play a complete game:	Kevin Hartman	38 yrs., 156 days	5/25/1974	10/28/2012 DAL vs CHV
Score a goal:	Hugo Sanchez	38 yrs., 70 days	7/11/1958	09/19/1996 DAL vs LA
Record an assist:	Hugo Sanchez	38 yrs., 16 days	7/11/1958	07/27/1996 DAL vs COL
Score two goals in a game:	Jeff Cunningham	33 yrs., 352 days	8/21/1976	08/08/2010 DAL vs PHI
Score three goals in a game:	Jeff Cunningham	32 yrs., 345 days	8/21/1976	08/01/2009 DAL vs KC
Play a game as GK:	Kevin Hartman	38 yrs., 156 days	5/25/1974	10/28/2012 DAL vs CHV
Start a game as GK:	Kevin Hartman	38 yrs., 156 days	5/25/1974	10/28/2012 DAL vs CHV
Play a CG as GK:	Kevin Hartman	38 yrs., 156 days	5/25/1974	10/28/2012 DAL vs CHV
Record a shutout:	Kevin Hartman	38 yrs., 113 days	5/25/1974	09/15/2012 DAL vs VAN
Record a win:	Kevin Hartman	38 yrs., 113 days	5/25/1974	09/15/2012 DAL vs VAN

## FC DALLAS INDIVIDUAL POSTSEASON RECORDS

### FC Dallas Individual Postseason High Games

#### Points

4	Dante Washington	10/08/1997 vs. LA	W 3-0
4	Ariel Graziani	11/07/1999 vs. LA	W 2-2
4	Carlos Ruiz	10/29/2005 vs. COL	T 2-2

#### Goals

2	Dante Washington	10/08/1997 vs. LA	W 3-0
2	Ariel Graziani	11/07/1999 vs. LA	W 2-2
2	Carlos Ruiz	10/29/2005 vs. COL	T 2-2

#### Assists

2	Oscar Pareja	10/16/1999 vs. CHI	W 2-1
2	Mark Santel	11/07/1999 vs. LA	W 2-2
2	Oscar Pareja	09/25/2002 vs. COL	W 4-2
2	Greg Vanney	10/28/2006 vs. COL	L 2-3

#### Shots

11	Carlos Ruiz	10/29/2005 vs. COL	T 2-2
----	-------------	--------------------	-------

#### Shots on Goal

4	Ariel Graziani	11/07/1999 vs. LA	W 2-2
4	Ramon Nunez	10/29/2005 vs. COL	T 2-2
4	Jackson	10/26/2011 vs. NY	L 2-0

#### Fouls Committed

6	Ted Eck	10/23/1999 at CHI	L 0-4
6	Ariel Graziani	09/20/2001 at CHI	L 0-2
6	Oscar Pareja	09/23/2001 vs. CHI	T 1-1

#### Fouls Suffered

8	Oscar Pareja	09/20/2001 at CHI	L 0-2
---	--------------	-------------------	-------

#### Corner Kicks

7	David Ferreira	10/30/2010 vs. RSL	W 2-1
---	----------------	--------------------	-------

#### Offside

6	Carlos Ruiz	10/29/2005 vs. COL	T 2-2
---	-------------	--------------------	-------

#### Saves

12	Mark Dodd	09/26/1996 at KC	L 2-3
----	-----------	------------------	-------

#### Shots Faced

15	Mark Dodd	09/26/1996 at KC	L 2-3
----	-----------	------------------	-------

#### Goals Allowed

6	Mark Dodd	10/01/1998 at LA	L 1-6
---	-----------	------------------	-------

### FC Dallas Team Postseason High Games

#### Points

14	09/25/2002	vs. COL	W 4-2
----	------------	---------	-------

#### Goals

4	09/25/2002	vs. COL	W 4-2
---	------------	---------	-------

#### Assists

6	09/25/2002	vs. COL	W 4-2
---	------------	---------	-------

#### Shots

37	10/29/2005	vs. COL	T 2-2
----	------------	---------	-------

#### Shots on Goal

14	10/29/2005	vs. COL	T 2-2
----	------------	---------	-------

#### Fouls Committed

32	09/23/2001	vs. CHI	T 1-1
----	------------	---------	-------

#### Fouls Suffered

27	10/28/2006	vs. COL	L 2-3
----	------------	---------	-------

#### Corner Kicks

10	11/11/1999	at LA	L 1-3
10	10/29/2005	vs. COL	T 2-2

#### Offside

9	10/12/1997	vs. COL	L 0-1
---	------------	---------	-------

#### Saves

12	09/26/1996	at KC	L 2-3
----	------------	-------	-------

#### Shots Faced

15	09/26/1996	at KC	L 2-3
----	------------	-------	-------

#### Goals Allowed

6	10/01/1998	at LA	L 1-6
---	------------	-------	-------

## FC DALLAS TEAM POSTSEASON LOW GAMES

### Points

0	10/05/1997	at LA	W 0-0
0	10/12/1997	vs. COL	L 0-1
0	10/23/1999	at CHI	L 0-4
0	09/20/2001	at CHI	L 0-2
0	09/29/2001	at CHI	L 0-2
0	09/28/2002	at COL	L 0-1
0	10/22/2005	at COL	T 0-0
0	10/26/2011	vs. NY	L 0-2
0	11/10/2014	at SEA	T 0-0

### Goals

0	10/05/1997	at LA	W 0-0
0	10/12/1997	vs. COL	L 0-1
0	10/23/1999	at CHI	L 0-4
0	09/20/2001	at CHI	L 0-2
0	09/29/2001	at CHI	L 0-2
0	09/28/2002	at COL	L 0-1
0	10/22/2005	at COL	T 0-0
0	10/26/2011	vs. NY	L 0-2
0	11/10/2014	at SEA	T 0-0

### Assists

0	10/05/1997	at LA	W 0-0
0	10/12/1997	vs. COL	L 0-1
0	10/01/1998	at LA	L 1-6
0	10/23/1999	at CHI	L 0-4
0	11/11/1999	at LA	L 1-3
0	09/20/2000	vs. MET	L 1-2
0	09/20/2001	at CHI	L 0-2
0	09/29/2001	at CHI	L 0-2
0	09/28/2002	at COL	L 0-1
0	10/22/2005	at COL	T 0-0
0	10/27/2007	vs. HOU	W 1-0
0	10/26/2011	vs. NY	L 0-2
0	11/02/2014	vs. SEA	T 1-1
0	11/10/2014	at SEA	T 0-0

### Shots

4	10/02/1996	vs. KC	L 2-2
---	------------	--------	-------

### Shots on Goal

1	10/05/1997	at LA	W 0-0
1	10/23/1999	at CHI	L 0-4
1	11/10/2014	at SEA	T 0-0

### Fouls Committed

9	10/22/2005	at COL	T 0-0
---	------------	--------	-------

### Fouls Suffered

8	10/27/2007	vs. HOU	W 1-0
---	------------	---------	-------

### Corner Kicks

0	10/05/1997	at LA	W 0-0
0	10/27/2007	vs. HOU	W 1-0

### Offside

0	10/23/1999	at CHI	L 0-4
0	11/11/1999	at LA	L 1-3
0	10/27/2007	vs. HOU	W 1-0
0	10/26/2011	vs. NY	L 0-2
0	10/29/2014	vs. VAN	W 2-1

### Saves

1	10/08/1997	vs. LA	W 3-0
1	10/16/1999	vs. CHI	W 2-1

### Shots Faced

2	10/08/1997	vs. LA	W 3-0
2	10/16/1999	vs. CHI	W 2-1

### Goals Allowed

0	10/05/1997	at LA	W 0-0
0	10/08/1997	vs. LA	W 3-0
0	10/22/2005	at COL	T 0-0
0	10/27/2007	vs. HOU	W 1-0
0	11/14/2010	at LA	W 3-0
0	11/10/2014	at SEA	T 0-0

# YEAR-BY-YEAR RECORDS

## GAMES PLAYED

YEAR	PLAYER	GP
2014	Matt Hedges	32
2013	Fabian Castillo	33
	Matt Hedges	33
2012	Zach Loyd	32
2011	Kevin Hartman	33
2010	David Ferreira	30
2009	David Ferreira	30
	Dave van den Bergh	30
2008	Kenny Cooper	30
2007	Dominic Oduro	29
2006	Kenny Cooper	31
	Simo Valakari	31
2005	Clarence Goodson	29
2004	Brad Davis	29
	Ronnie O'Brien	29
2003	Chad Deering	27
	Joselito Vaca	27
2002	5 players tied with	27
2001	Matt Jordan	26
2000	Eric Dade	31
	Matt Jordan	31
1999	Jason Kreis	32
1998	Ted Eck	31
	Brian Haynes	31
1997	Jason Kreis	32
1996	5 players tied with	31

## GAMES STARTED

YEAR	PLAYER	GS
2014	Matt Hedges	32
2013	Matt Hedges	32
2012	Andrew Jacobson	31
	Zach Loyd	31
2011	Kevin Hartman	33
2010	David Ferreira	30
2009	David Ferreira	30
	Dave van den Bergh	30
2008	Kenny Cooper	30
2007	Drew Moor	28
2006	Bobby Rhine	30
	Simo Valakari	30
2005	Clarence Goodson	28
	Ronnie O'Brien	28
	Simo Valakari	28
2004	Ronnie O'Brien	29
2003	Chad Deering	26
2002	Tenywa Bonseu	27
	Matt Jordan	27
2001	Matt Jordan	26
2000	Matt Jordan	31
1999	Jason Kreis	32
1998	Jason Kreis	30
1997	Mark Dodd	30
1996	4 players tied with	31

## MINUTES PLAYED

YEAR	PLAYER	MIN
2014	Matt Hedges	2790
2013	Matt Hedges	2793
2012	Kevin Hartman	2700
2011	Kevin Hartman	2970
2010	David Ferreira	2699
2009	David Ferreira	2692
2008	Kenny Cooper	2622
2007	Drew Moor	2495
2006	Simo Valakari	2608
2005	Ronnie O'Brien	2512
2004	Ronnie O'Brien	2581
2003	D.J. Countess	2194
2002	Matt Jordan	2511
2001	Matt Jordan	2388
2000	Matt Jordan	2830
1999	Jason Kreis	2815
1998	Jason Kreis	2578
1997	Mark Dodd	2700
1996	Mark Dodd	2776

## GOALS

YEAR	PLAYER	GP	GOALS
2014	Blas Perez	29	11
2013	Blas Perez	25	11
2012	Blas Perez	20	9
2011	Brek Shea	31	11
2010	Jeff Cunningham	27	11
2009	Jeff Cunningham	28	17
2008	Kenny Cooper	30	18

## FC DALLAS INDIVIDUAL SINGLE-SEASON LEADERS

2007	Carlos Ruiz	22	7
2006	Carlos Ruiz	27	13
2005	Carlos Ruiz	19	11
2004	Eddie Johnson	26	12
2003	Jason Kreis	18	7
2002	Jason Kreis	27	13
2001	Ariel Graziani	25	11
2000	Ariel Graziani	24	15
1999	Jason Kreis	32	18
1998	Jason Kreis	30	9
1997	Dante Washington	30	12
1996	Jason Kreis	31	13

## ASSISTS

YEAR	PLAYER	GP	ASTS
2014	Blas Perez	29	6
2013	David Ferreira	30	9
2012	David Ferreira	17	9
2011	Andrew Jacobson	27	5
2010	David Ferreira	30	13
2009	Dave van den Bergh	30	11
2008	Andre Rocha	27	8
2007	Dax McCarty	25	7
2006	Ronnie O'Brien	27	11
2005	Ronnie O'Brien	28	12
2004	Ronnie O'Brien	29	10
2003	Brad Davis	26	5
	Chad Deering	27	5
2002	Antonio Martinez	26	10
2001	Oscar Pareja	24	12
2000	Jason Kreis	27	13
1999	Jason Kreis	32	15
1998	Jason Kreis	30	8
1997	Alain Sutter	21	8
1996	Gerrell Elliott	20	7
	Diego Sonora	31	7

## SHOTS

YEAR	PLAYER	GP	SHOTS
2014	Fabian Castillo	27	74
2013	Jackson	30	61
2012	Jackson	21	56
2011	Brek Shea	31	74
2010	Jeff Cunningham	27	58
2009	Jeff Cunningham	28	71
2008	Kenny Cooper	30	119
2007	Arturo Alvarez	27	61
2006	Ronnie O'Brien	27	69
2005	Ronnie O'Brien	28	83
2004	Eddie Johnson	26	75
2003	Jason Kreis	18	42
2002	Jason Kreis	27	81
2001	Ariel Graziani	25	83
2000	Jason Kreis	27	82
1999	Jason Kreis	32	114
1998	Jason Kreis	30	97
1997	Dante Washington	30	69
1996	Jason Kreis	31	90

## SHOTS ON GOAL

YEAR	PLAYER	GP	SOG
2014	Fabian Castillo	27	32
2013	Blas Perez	25	29
2012	Blas Perez	20	23
2011	Marvin Chavez	31	28
2010	David Ferreira	30	26
2009	Jeff Cunningham	28	38
2008	Kenny Cooper	30	60
2007	Arturo Alvarez	27	30
2006	Kenny Cooper	31	30
2005	Ronnie O'Brien	28	37
2004	Eddie Johnson	26	32
2003	Jason Kreis	18	21
2002	Jason Kreis	27	38
2001	Ariel Graziani	25	40
2000	Ariel Graziani	24	45
1999	Jason Kreis	32	57
1998	Jason Kreis	30	39
1997	Dante Washington	30	38
1996	Jason Kreis	31	41



# YEAR-BY-YEAR RECORDS

## FOULS COMMITTED

YEAR	PLAYER	GP	FC
2014	Blas Perez	29	46
2013	Jackson	30	57
2012	Andrew Jacobson	31	47
2011	Daniel Hernandez	30	47
2010	Atiba Harris	29	51
2009	Dax McCarty	28	29
2008	Andre Rocha	27	52
2007	Juan Toja	27	83
2006	Simo Valakari	31	81
2005	Simo Valakari	28	78
2004	Simo Valakari	26	73
2003	Oscar Pareja	24	58
2002	Oscar Pareja	24	64
2001	Oscar Pareja	24	59
2000	Jason Kreis	27	61
1999	Jason Kreis	32	49
1998	Leonel Alvarez	27	63
1997	Daniel Peinado	25	57
1996	Lawrence Lozzano	31	50

## FOULS SUFFERED

YEAR	PLAYER	GP	FS
2014	Andres Escobar	23	52
2013	David Ferreira	30	76
2012	David Ferreira	17	53
2011	Marvin Chavez	31	53
2010	David Ferreira	30	84
2009	David Ferreira	30	58
2008	Kenny Cooper	30	48
2007	Dax McCarty	25	46
2006	Carlos Ruiz	27	72
2005	Ronnie O'Brien	28	47
	Carlos Ruiz	19	47
2004	Eddie Johnson	26	53
2003	Oscar Pareja	24	48
2002	Oscar Pareja	24	58
2001	Oscar Pareja	24	56
2000	Oscar Pareja	29	77
1999	Oscar Pareja	27	59
1998	Jason Kreis	30	43
1997	Damian	19	61
1996	Lawrence Lozzano	31	55

## CAUTIONS (YELLOW)

YEAR	PLAYER	GP	CAUT
2014	Michel	25	6
2013	Fabian Castillo	33	7
2012	Fabian Castillo	26	7
2011	Jackson	28	8
2010	Atiba Harris	29	8
2009	Pablo Ricchetti	22	7
2008	Marcelo Saragosa	25	8
2007	Carlos Ruiz	22	9
2006	Bobby Rhine	30	7
2005	Clarence Goodson	29	9
2004	Chris Gbandi	23	8
	Simo Valakari	26	8
2003	Oscar Pareja	24	9
2002	Paul Broome	25	7
	Oscar Pareja	24	7
	Joselito Vaca	25	7
2001	6 players tied with	6	
2000	Ricardo Iribarren	22	10
1999	Eric Dade	24	5
	Jason Kreis	32	5
	Brandon Pollard	31	5
1998	Leonel Alvarez	27	12
1997	Damian	19	7
1996	Leonel Alvarez	22	14

## EJECTIONS (RED CARDS)

YEAR	PLAYER	GP	EJECT
2014	Moises Hernandez	17	2
	Blas Perez	29	2
	Je-Vaughn Watson	32	2
2013	Jackson	30	2
2012	Daniel Hernandez	28	2
	Zach Loyd	32	2
2011	4 players tied with	1	
2010	Jair Benitez	28	1
	Dario Sala	11	1
	Brek Shea	25	1
2009	5 players tied with	1	
2008	Pablo Ricchetti	27	2
2007	4 players tied with	1	
2006	Chris Gbandi	28	1
	Bobby Rhine	30	1
2005	Carey Talley	20	1
	Greg Vanney	25	1
2004	Simo Valakari	26	2
2003	6 players tied with	1	
2002	4 players tied with	1	
2001	Ted Eck	9	1
	Justin Evans	9	1
	Lubos Kubik	11	1
2000	Sergi Daniv	18	2
1999	5 players tied with	1	
1998	Leonel Alvarez	27	2
1997	Damian	19	2
1996	Leonel Alvarez	22	2

## CORNER KICKS

YEAR	PLAYER	GP	CK
2014	Michel	25	88
2013	Michel	31	79
2012	David Ferreira	17	62
2011	Ricardo Villar	20	55
2010	David Ferreira	30	99
2009	Dave van den Bergh	30	107
2008	Andre Rocha	27	60
2007	Arturo Alvarez	27	44
2006	Ronnie O'Brien	27	39
2005	Ronnie O'Brien	28	44
2004	Brad Davis	29	91
2003	Brad Davis	26	59
2002	Antonio Martinez	26	62
2001	Jason Kreis	25	46
2000	Chad Deering	29	63
1999	Jason Kreis	32	79
1998	Jason Kreis	30	68
1997	Alain Sutter	21	43
1996	Brian Haynes	26	48

## OFFSIDES

YEAR	PLAYER	GP	OFF
2014	Fabian Castillo	27	31
2013	Kenny Cooper	31	23
2012	Blas Perez	20	18
2011	Fabian Castillo	21	23
2010	Jeff Cunningham	27	27
2009	Jeff Cunningham	28	33
2008	Kenny Cooper	30	39
2007	Carlos Ruiz	22	23
2006	Carlos Ruiz	27	32
2005	Carlos Ruiz	19	36
2004	Eddie Johnson	26	27
2003	Toni Nhlako	11	19
2002	Ronald Cerritos	23	23
2001	Ariel Graziani	25	37
2000	Ariel Graziani	24	37
1999	Jason Kreis	32	29
1998	Dante Washington	28	25
1997	Damian	19	42
1996	Gerrell Elliott	20	20

## GAME-WINNING GOALS

YEAR	PLAYER	GP	GWG
2014	Fabian Castillo	27	4
2013	Fabian Castillo	33	2
2012	Fabian Castillo	26	2
	David Ferreira	17	2
2011	Brek Shea	31	5
2010	Jeff Cunningham	27	3
	Brek Shea	25	3
2009	Jeff Cunningham	28	7
2008	Kenny Cooper	30	4
2007	Juan Toja	27	3
2006	Kenny Cooper	31	6
2005	Roberto Mina	21	3
	Carlos Ruiz	19	3
2004	Eddie Johnson	26	7
2003	6 players tied with	1	
2002	Jason Kreis	27	5
2001	Ariel Graziani	25	2
	Jason Kreis	25	2
	Jorge Rodriguez	24	2
2000	Jason Kreis	27	4
1999	Jason Kreis	32	6
1998	Jason Kreis	30	6
1997	Damian	19	3
	Dante Washington	30	3
1996	Jason Kreis	31	3

## GAME-WINNING ASSISTS

YEAR	PLAYER	GP	GWA
2014	Tesho Akindele	26	2
2013	David Ferreira	30	3
	Michel	31	3
2012	Fabian Castillo	26	2
	Zach Loyd	32	2
	Blas Perez	20	2
2011	5 players tied with	2	
2010	David Ferreira	30	5
2009	4 players tied with	3	
2008	Andre Rocha	27	4
2007	Dax McCarty	25	2
	Ramon Nunez	13	2
2006	Richard Mulrooney	25	4
	Ronnie O'Brien	27	4
2005	David Wagenfuhr	19	2
2004	Ronnie O'Brien	29	4
2003	Oscar Pareja	24	2
2002	Oscar Pareja	24	4
	Joselito Vaca	25	4
2001	Oscar Pareja	24	4
2000	Jason Kreis	27	4
	Oscar Pareja	29	4
1999	Jason Kreis	32	7
1998	Leonel Alvarez	27	2
	Jason Kreis	30	2
	Oscar Pareja	6	2
1997	Mark Santel	31	3
1996	Leonel Alvarez	22	2
	Ted Eck	26	2
	Gerrell Elliott	20	2

# YEAR-BY-YEAR RECORDS

## PENALTY-KICK GOALS

YEAR	PLAYER	GP	PKG
2014	Michel	25	5
2013	Kenny Cooper	31	2
2012	Brek Shea	21	2
2011	Daniel Hernandez	30	1
2010	Jeff Cunningham	27	4
	David Ferreira	30	4
2009	Kenny Cooper	15	2
2008	Kenny Cooper	30	4
2007	Abe Thompson	24	2
2005	Carlos Ruiz	19	3
2004	Eddie Johnson	26	1
	Bobby Rhine	19	1
2003	Brad Davis	26	2
2002	Jorge Rodriguez	22	3
2001	Jorge Rodriguez	24	3
2000	Jorge Rodriguez	25	1
1999	Jason Kreis	32	1
	Oscar Pareja	27	1
1998	Damian	13	1
1997	Damian	19	4
	Jason Kreis	22	1
1996	Leonel Alvarez	14	1
	Washington Rodriguez	14	1
	Hugo Sanchez	23	1

## GOALS PER GAME

YEAR	PLAYER	GP	GOALS	AVG
2014	Blas Perez	29	11	0.38
2013	Blas Perez	25	11	0.44
2012	Blas Perez	20	9	0.45
2011	Brek Shea	31	11	0.35
2010	Jeff Cunningham	27	11	0.41
2009	Jeff Cunningham	28	17	0.61
2008	Kenny Cooper	30	18	0.60
2007	Carlos Ruiz	22	7	0.32
2006	Carlos Ruiz	27	13	0.48
2005	Carlos Ruiz	19	11	0.58
2004	Eddie Johnson	26	12	0.46
2003	Jason Kreis	18	7	0.39
2002	Jason Kreis	27	13	0.48
2001	Ariel Graziani	25	11	0.44
2000	Ariel Graziani	24	15	0.63
1999	Jason Kreis	32	18	0.56
1998	Jason Kreis	30	9	0.30
1997	Damian	19	11	0.58
1996	Jason Kreis	31	13	0.42

Minimum: 5 goals

## ASSISTS PER GAME

YEAR	PLAYER	GP	ASTS	AVG
2014	Blas Perez	29	6	0.21
2013	David Ferreira	30	9	0.30
2012	David Ferreira	17	9	0.53
2011	Andrew Jacobson	27	5	0.19
2010	David Ferreira	30	13	0.43
2009	Atiba Harris	12	5	0.42
2008	Andre Rocha	27	8	0.30
2007	Dax McCarty	25	7	0.28
2006	Abe Thompson	14	6	0.43
2005	Ronnie O'Brien	28	12	0.43
2004	Ronnie O'Brien	29	10	0.34
2003	Brad Davis	26	5	0.19
2002	Antonio Martinez	26	10	0.38
2001	Antonio Martinez	17	9	0.53
2000	Jason Kreis	27	13	0.48
1999	Jason Kreis	32	15	0.47
1998	Jason Kreis	30	8	0.27
1997	Alain Sutter	21	8	0.38
1996	Gerrell Elliott	20	7	0.35

Minimum: 5 assists

## SCORING PCT.

YEAR	PLAYER	GP	SHOTS	GOALS	PCT
2014	Tesho Akindele	26	30	7	23.3
2013	Blas Perez	25	56	11	19.6
2012	Blas Perez	20	53	9	17.0
2011	Brek Shea	31	74	11	14.9
2010	Milton Rodriguez	13	23	5	21.7
2009	Jeff Cunningham	28	71	17	23.9
2008	Jeff Cunningham	11	24	5	20.8
2007	Abe Thompson	24	19	5	26.3
2006	Carlos Ruiz	27	54	13	24.1
2005	Roberto Mina	21	35	7	20.0
2004	Eddie Johnson	26	75	12	16.0
2003	Jason Kreis	18	42	7	16.7
2002	Jason Kreis	27	81	13	16.0
2001	Jorge Rodriguez	24	35	6	17.1
2000	Ariel Graziani	24	74	15	20.3
1999	Jason Kreis	32	114	18	15.8
1998	Dante Washington	28	51	7	13.7
1997	Dante Washington	30	69	12	17.4
1996	Hugo Sanchez	23	40	6	15.0

Minimum: 5 goals

## SHOTS ON GOAL PCT.

YEAR	PLAYER	GP	SHOTS	SOG	PCT
2014	Fabian Castillo	27	74	32	43.2
2013	Blas Perez	25	56	29	51.8
2012	Blas Perez	20	53	23	43.4
2011	Marvin Chavez	31	66	28	42.4
2010	David Ferreira	30	54	26	48.1
2009	Kenny Cooper	15	52	29	55.8
2008	Kenny Cooper	30	119	60	50.4
2007	Arturo Alvarez	27	61	30	49.2
2006	Carlos Ruiz	27	54	29	53.7
2005	Carlos Ruiz	19	63	30	47.6
2004	Toni Nhlako	23	49	23	46.9
2003	Jason Kreis	18	42	21	50.0
2002	Ronald Cerritos	23	40	25	62.5
2001	Bobby Rhine	18	37	24	64.9
2000	Ariel Graziani	24	74	45	60.8
1999	Chad Deering	25	39	22	56.4
1998	Dante Washington	28	51	28	54.9
1997	Gerrell Elliott	28	45	34	75.6
1996	Hugo Sanchez	23	40	23	57.5

Minimum: 20 shots on goal

## GAMES PLAYED IN GOAL

YEAR	PLAYER	GP
2014	Raul Fernandez	21
2013	Raul Fernandez	26
2012	Kevin Hartman	30
2011	Kevin Hartman	33
2010	Kevin Hartman	20
2009	Ray Burse	17
2008	Dario Sala	28
2007	Dario Sala	18
2006	Dario Sala	28
2005	Scott Garlick	28
2004	Jeff Cassar	19
2003	D.J. Countess	24
2002	Matt Jordan	27
2001	Matt Jordan	26
2000	Matt Jordan	31
1999	Matt Jordan	29
1998	Mark Dodd	25
1997	Mark Dodd	30
1996	Mark Dodd	31

## GAMES STARTED IN GOAL

YEAR	PLAYER	GS
2014	Raul Fernandez	20
2013	Raul Fernandez	26
2012	Kevin Hartman	30
2011	Kevin Hartman	33
2010	Kevin Hartman	20
2009	Ray Burse	16
2008	Dario Sala	28
2007	Dario Sala	18
2006	Dario Sala	28
2005	Scott Garlick	27
2004	Jeff Cassar	19
2003	D.J. Countess	24
2002	Matt Jordan	27
2001	Matt Jordan	26
2000	Matt Jordan	31
1999	Matt Jordan	29
1998	Mark Dodd	24
1997	Mark Dodd	30
1996	Mark Dodd	31

## MINUTES PLAYED IN GOAL

YEAR	PLAYER	MIN
2014	Raul Fernandez	1818
2013	Raul Fernandez	2340
2012	Kevin Hartman	2700
2011	Kevin Hartman	2970
2010	Kevin Hartman	1755
2009	Ray Burse	1503
2008	Dario Sala	2520
2007	Dario Sala	1620
2006	Dario Sala	2475
2005	Scott Garlick	2457
2004	Jeff Cassar	1632
2003	D.J. Countess	2193
2002	Matt Jordan	2511
2001	Matt Jordan	2388
2000	Matt Jordan	2830
1999	Matt Jordan	2584
1998	Mark Dodd	2205
1997	Mark Dodd	2700
1996	Mark Dodd	2776

# YEAR-BY-YEAR RECORDS

## GOALS AGAINST AVG.

YEAR	PLAYER	GP	MIN	GA	GAA
2014	Raul Fernandez	21	1818	25	1.24
2013	Raul Fernandez	26	2340	41	1.58
2012	K. Hartman	30	2700	42	1.40
2011	K. Hartman	33	2970	35	1.06
2010	K. Hartman	20	1755	12	0.62
2009	Dario Sala	14	1195	20	1.51
2008	Dario Sala	28	2520	37	1.32
2007	Dario Sala	18	1620	29	1.61
2006	Dario Sala	28	2475	34	1.24
2005	Scott Garlick	28	2457	37	1.36
2004	Jeff Cassar	19	1632	27	1.49
2003	D.J. Countess	24	2193	48	1.97
2002	Matt Jordan	27	2511	42	1.51
2001	Matt Jordan	26	2388	45	1.70
2000	Matt Jordan	31	2830	53	1.69
1999	Matt Jordan	29	2584	31	1.08
1998	Mark Dodd	25	2205	42	1.71
1997	Mark Dodd	30	2700	48	1.60
1996	Mark Dodd	31	2776	45	1.46

Minimum: 1000 minutes played

## WINNING PCT.

YEAR	PLAYER	GP	W-L-T	PCT
2014	Chris Seltz	14	7-4-3	.607
2013	Raul Fernandez	26	7-10-9	.442
2012	Kevin Hartman	30	9-11-10	.467
2011	Kevin Hartman	33	15-11-7	.561
2010	Kevin Hartman	20	10-1-8	.737
2009	Dario Sala	14	7-5-1	.577
2008	Dario Sala	28	8-8-12	.500
2007	Dario Sala	18	8-7-3	.528
2006	Dario Sala	28	14-10-4	.571
2005	Scott Garlick	28	13-8-7	.589
2004	Jeff Cassar	19	7-8-4	.474
2003	D.J. Countess	24	5-15-4	.292
2002	Matt Jordan	27	12-9-6	.556
2001	Matt Jordan	26	10-11-5	.481
2000	Matt Jordan	31	13-14-4	.484
1999	Matt Jordan	29	17-11-0	.607
1998	Mark Dodd	25	11-13-0	.458
1997	Mark Dodd	30	14-16-0	.467
1996	Mark Dodd	31	17-14-0	.548

Minimum: 5 wins

## WINS

YEAR	PLAYER	GP	WON
2014	Raul Fernandez	21	9
2013	Raul Fernandez	26	7
2012	Kevin Hartman	30	9
2011	Kevin Hartman	33	15
2010	Kevin Hartman	20	10
2009	Dario Sala	14	7
2008	Dario Sala	28	8
2007	Dario Sala	18	8
2006	Dario Sala	28	14
2005	Scott Garlick	28	13
2004	Jeff Cassar	19	7
2003	D.J. Countess	24	5
2002	Matt Jordan	27	12
2001	Matt Jordan	26	10
2000	Matt Jordan	31	13
1999	Matt Jordan	29	17
1998	Mark Dodd	25	11
1997	Mark Dodd	30	14
1996	Mark Dodd	31	17

## LOSSES

YEAR	PLAYER	GP	LOST
2014	Raul Fernandez	21	8
2013	Raul Fernandez	26	10
2012	Kevin Hartman	30	11
2011	Kevin Hartman	33	11
2010	Dario Sala	11	3
2009	Ray Burse	17	8
2008	Dario Sala	28	8
2007	Dario Sala	18	7
2006	Dario Sala	28	10
2005	Scott Garlick	28	8
2004	Jeff Cassar	19	8
2003	D.J. Countess	24	15
2002	Matt Jordan	27	9
2001	Matt Jordan	26	11
2000	Matt Jordan	31	14
1999	Matt Jordan	29	11
1998	Mark Dodd	25	13
1997	Mark Dodd	30	16
1996	Mark Dodd	31	14

## SAVES

YEAR	PLAYER	GP	SVS
2014	Raul Fernandez	21	66
2013	Raul Fernandez	26	88
2012	Kevin Hartman	30	98
2011	Kevin Hartman	33	85
2010	Kevin Hartman	20	56
2009	Ray Burse	17	62
2008	Dario Sala	28	92
2007	Dario Sala	18	64
2006	Dario Sala	28	93
2005	Scott Garlick	28	98
2004	Jeff Cassar	19	65
2003	D.J. Countess	24	115
2002	Matt Jordan	27	109
2001	Matt Jordan	26	91
2000	Matt Jordan	31	124
1999	Matt Jordan	29	133
1998	Mark Dodd	25	134
1997	Mark Dodd	30	183
1996	Mark Dodd	31	160

## SHUTOUTS

YEAR	PLAYER	GP	SHO
2014	Raul Fernandez	21	4
2013	Raul Fernandez	26	7
2012	Kevin Hartman	30	6
2011	Kevin Hartman	33	13
2010	Kevin Hartman	20	9
2009	Dario Sala	14	4
2008	Dario Sala	28	7
2007	Dario Sala	18	5
2006	Dario Sala	28	5
2005	Scott Garlick	28	6
2004	Jeff Cassar	19	4
	Scott Garlick	12	4
2003	Jeff Cassar	7	2
	D.J. Countess	24	2
2002	Matt Jordan	27	3
2001	Matt Jordan	26	9
2000	Matt Jordan	31	7
1999	Matt Jordan	29	11
1998	Mark Dodd	25	6
1997	Mark Dodd	30	3
1996	Mark Dodd	31	6

## SAVES PERCENTAGE

YEAR	PLAYER	GP	SAVES	SOG	PCT
2014	Raul Fernandez	21	66	95	69.5
2013	Raul Fernandez	26	88	129	68.2
2012	Kevin Hartman	30	98	148	66.2
2011	Kevin Hartman	33	85	124	68.5
2010	Kevin Hartman	20	56	71	78.9
2009	Dario Sala	14	43	63	68.3
2008	Dario Sala	28	92	131	70.2
2007	Dario Sala	18	64	97	66.0
2006	Dario Sala	28	93	129	72.1
2005	Scott Garlick	28	98	135	72.6
2004	Scott Garlick	12	52	72	72.2
2003	D.J. Countess	24	115	173	66.5
2002	Matt Jordan	27	109	158	69.0
2001	Matt Jordan	26	91	138	65.9
2000	Matt Jordan	31	124	188	66.0
1999	Matt Jordan	29	133	172	77.3
1998	Mark Dodd	25	134	179	74.9
1997	Mark Dodd	30	183	249	73.5
1996	Mark Dodd	31	160	235	68.1

Minimum: 40 saves



# ACHIEVE YOUR GOALS WITH VAZATA

VAZATA provides the compliance, security and enterprise-class cloud hosting you need.

With locations in Texas and Northern Virginia, your mission-critical data is replicated and always safe.

Headquartered in Plano,  
your cloud is home.

## VAZATA

Contact a VAZATA representative today.  
866.620.7516 • [vazata.com](http://vazata.com) • [@vazata](https://twitter.com/vazata)

Proud Sponsor FC Dallas Footy 5K and Fun Run







**RED**  
FOR **90**

**TOYOTA  
STADIUM**

# ABOUT FC DALLAS

FC Dallas became a charter member club of Major League Soccer on June 6, 1995, selected along with Kansas City and Colorado to give the league 10 teams for its initial year. Known originally as the Dallas Burn, the team's original colors (green and red) and logo (fire-breathing horse) were unveiled at a gala in New York City on October 17, 1995. That same day, MLS announced that Mexican-icon Hugo Sanchez was allocated to the team as its first player in team history.

Six months later, Dallas played its first MLS game, defeating the San Jose Clash in front of 27,779 fans at the Cotton Bowl in Dallas on April 14, 1996. In its second year, Dallas claimed its first major championship, winning the 1997 U.S. Open Cup title by defeating D.C. United 5-3 on penalty kicks after a scoreless game.

The franchise was a league-owned entity from its inception until the fall of 2003, when Lamar Hunt and his family took over the operating rights. The team changed its name to FC Dallas after the conclusion of the 2004 season. As part of the club's rebranding, new uniforms and a new logo (designed by Lamar Hunt himself) was unveiled along with the name change. The logo features the name FC Dallas and the number 96, signifying the year the club played its inaugural game, above a drawing of a bull, signifying the kind of Texas cattle that were driven along North Texas trails throughout the 19th century. The logo features the club's new colors red, white and blue, (all of which can be found in the American flag and the state flag of Texas) with a hint of silver. After playing all of the team's home games at either the Cotton Bowl in Dallas or Dragon Stadium in Southlake, Texas for the first nine-and-a-half seasons of its existence, FC Dallas moved to its new home, Toyota Stadium, the third soccer-specific stadium in Major League Soccer, on August 6, 2005.

Between 1996 and 2012, Dallas compiled a regular season record of 243-238-113 and qualified for the postseason on 13 occasions. In 2015, the club recorded its highest point total in franchise history by accumulating 54 points. Under head coach Schellas Hyndman, the team reached its first MLS Cup final in 2010, but fell, 2-1, to the Colorado Rapids in overtime of a match hosted by Toronto FC in Toronto, Canada.

## 2015 Competitions

The main goal for every team throughout the MLS regular season is to put itself in position to win the MLS Cup in November. However, along the way there are several other competitions that FC Dallas will also participate in – both international and domestic. These competitions are played during the regular season, which is why on some occasions, FCD will play against another MLS team but the results won't have an impact on the regular season standings. Below is the list of competitions for 2011.

## Supporters' Shield

The Supporters' Shield is given to the team that finishes the regular season with the best record in the league (most points). In the past few years, the winner of the Supporters' Shield has represented the United States in the CONCACAF Champions Cup (now the CONCACAF Champions League), the longest running international club competition in the CONCACAF region and has crowned the champion club of the Confederation since its inception over four decades ago. FC Dallas qualified for the CONCACAF Champions League tournament in 2011 by advancing to MLS Cup in Toronto in 2010.

## Lamar Hunt U.S. Open Cup

The U.S. Open Cup, which is recognized as U.S. Soccer's National Championship, is an annual competition open to all amateur and professional soccer teams affiliated with U.S. Soccer. The tournament has crowned a champion for 99 consecutive years dating back to 1914. Within the U.S. Open Cup framework, teams compete in one of the following four categories: professional outdoor Division I (Major League Soccer), Division II (NASL) or Division III (USL PRO); or Amateur Division (USL Premier Development League & U.S. Adult Soccer Association). FCD won the Open Cup in 1997 and has reached the final on two other occasions (2005 vs. LA, 2007 vs. NE).

## Brimstone Cup

When FC Dallas and the Chicago Fire play, they play for more than the game at hand. In 2001, the team's fans joined to start the inaugural Brimstone Cup, which is handed to fans of the team that wins the season series. That year, the teams tied the season series with each team going 2-2. The fans decided goal-differential should not decide the winner of the cup, and instead left the winner to be determined by the playoff series or the U.S. Open Cup. The teams met in the 2001 playoffs, which the Fire won, in turn keeping the first-ever Brimstone Cup. After winning the series in 2002 (2-0), the teams tied the series in 2003 - Cup rules stipulate that if a team does not straight out win the series, the current holders retain the Cup. Dallas did not lose for 10 consecutive seasons beginning in 2004. FCD won 2-0 that year. In 2005, the teams split the series but Dallas won the U.S. Open Cup Semifinal matchup to keep the Cup. In 2006, FCD won both games in the series by a 3-2 score. In 2007, FCD defeated Chicago 2-1 at Toyota Park on May 17 and tied 1-1 at FC Dallas Stadium on Sept. 20, thus winning the series by the aggregate score of 3-2 and retaining the Brimstone Cup. FCD again claimed the cup in 2008, winning both games by a combined 5-1 score. The 2009 season saw FC Dallas retain the cup by going 1-1-0 against the Fire and in 2010, FC Dallas won the series 1-0-1 after defeating the Fire, 3-1 at FC Dallas Stadium. 2012 saw Dallas draw the Fire 1-1 in its season-opener, but traveled to Chicago and claimed the cup on the strength of a 2-1 road victory. Dallas fell 2-1 to the Fire in the teams' only meeting during the 2012, which was played in Chicago.

## El Capitan – The Cannon

The 2006 and 2007 seasons saw the beginning of what promises to be a competitive rivalry between the two Texas MLS teams – FC Dallas and Houston Dynamo. Prior to the first-ever meeting, the teams agreed to play for something more than points in the standings during the four-game regular season series. The winner of the series would earn the right to keep a 19th century Mountain Howitzer cannon, recognizing the winning side as the best Major League Soccer team in the state of Texas during the year. Through an online poll, the fans of both teams voted to call the cannon "El Capitan."

Houston claimed the cannon during the first year, by winning the series 2-1-1. The teams met four times during regular season play in 2007, with Houston claiming the series 3-0-1. FCD and Houston met three times in 2008 with each game ending in a tie, forcing the second tiebreaker of away goals to decide the winner. FCD had the edge, outscoring Houston 4-2 on the road, which means "El Capitan" was in Dallas' possession for the 2009 season. However, the Dynamo reclaimed "El Capitan" that season. The teams battled twice early in the 2010 season, a draw at FC Dallas Stadium and a 1-0 win for Dallas in Houston's Robertson Stadium on May 5 - the first win for FC Dallas in Robertson Stadium sent the cannon back to Frisco. The Dynamo retook the cannon in the 2011 campaign, drawing Dallas 2-2 in Houston before earning a 1-0 victory in FC Dallas Stadium. Houston retained the cannon in 2012, defeating Dallas, 2-1 in BBVA Compass Stadium.



# ABOUT TOYOTA STADIUM



# ABOUT TOYOTA STADIUM

Opened on August 6, 2005, Toyota Stadium is a 145-acre multipurpose sports and entertainment facility located at the intersection of Main Street and Dallas North Tollway in Frisco, Texas, and is the home stadium for FC Dallas.

The combination of a world-class stadium and a sports park make Toyota Stadium one of the best and most unique soccer facilities in the world. Included in the facility is the 20,295 state-of-the-art pro soccer stadium which features a built-in stage on the north end and 26 suites that are approximately 500 square feet in size. Located on the west side of the stadium, the suites are immediately above the lower bowl seating area and provide an outstanding view of both the playing field and the concert stage. By adding field seats above a state-of-the-art Terraflor covering, the stadium can accommodate over 27,000 fans for concerts.

The facility has demonstrated to be one of the top venues in the United States for both professional and amateur soccer. Toyota Soccer Center, which includes 17 tournament-grade fields used for youth and adult soccer, as well as high school sports and other events, has drawn over 1 million visitors each year since opening.

In addition to FC Dallas action, Toyota Stadium is the focal point of youth and adult soccer in North Texas and around the country. North Texas Soccer, the largest joint youth and adult soccer association in the United States, signed a marketing partnership with Toyota Stadium which further enhances the brand awareness for both properties throughout the region. Furthermore, the United States Youth Soccer Association is headquartered at the complex. U.S. Youth Soccer is the largest member of the U.S. Soccer Federation, the governing body for soccer in the U.S.

In February 2006, Toyota Stadium was recognized by the Dallas Business Journal as the winner of the 2005 Best Community Impact Award, given to a property that was judged to have created the most positive economic and social impact on a community. Toyota Stadium was also the Top Winner at the Topping Out 2007 Awards Presentation, recognized for excellence in the fields of development, architecture and construction which have a positive impact on the local community. In November 2006, Toyota Stadium was recognized as the first “Green” professional sports stadium in Texas after administering a formal recycling program. The SportsTurf Managers Association named Toyota Stadium field as its 2011 Field of the Year in the professional soccer category on Monday, December 5, 2011. Coordinator of Stadium Grounds Allen Reed and Director of Stadium Grounds Miles Studhalter accepted the award on behalf of FC Dallas.

The \$105 million public-private complex is owned by the City of Frisco in partnership with the Hunt Sports Group (HSG), the Frisco Independent School District, and Collin County.

## Toyota Stadium fast facts:

- Capacity – 20,470
- 145 acres
- Type of Turf = Tiff 419 Bermuda
- 5,385 total parking spaces
- 24.5 acres of off-site parking
- 115,000 square yards of landscaped turf
- 1,180 total number of trees
- 10,790 linear feet of perimeter fencing
- 46,000 linear feet of irrigation piping
- 950 sprinkler heads
- 2.5 surface acres of detention ponds
- 12,500 linear feet of sidewalks
- 10 concession stands on the concourse featuring a combined 82 points of sale.
- 6,500 square foot River Club features 82 permanent seats, a bar, and full-service restaurant
- The River Club by WinStar World Casino can accommodate up to 1,100 people.
- The soccer park has two concession stands featuring a combined 10 points of sale.
- There are 475 wheelchair and companion seats available
- There are six women’s restrooms and six men’s restrooms in the stadium concourse, as well as six family restrooms.
- There are also restrooms in the River Club, on the Suite Level, and in the Press Box.
- There are two women’s and two men’s restrooms located in the soccer park.
- The specifications for the LED boards at Toyota Stadium, for both stadium and soccer park:
  - STADIUM – Northwest and Northeast main displays are 19’-0” x 56’9 3/8” L 23 mm / 99,840 pixels.
  - Approximate weight = 9,315 lbs.
  - Two – South Fascia LEDs (east and west) are 4’ – 0 1/4” H x 60’ – 3 1/2” L 23 mm / 38,400 pixels.
  - Approximate weight = 2,500 lbs. each.
  - East Fascia LED is 9’-7 3/16” x 24’-0” L 23 mm / 40,960 pixels. Approximate weight = 2,700 lbs.
  - West Fascia LED is 400’ – 9 5/8” L x 3’ – 7 3/16” H, 23 mm / 256,512 pixels. Approximate weight = 18,800 lbs
- Two soccer park pavilion displays are 10’ – 7 11/16” x 19’ – 6 1/16” each 34 mm Galaxy / 16,896 each.
- Approximate weight: 1,400 lbs. each.

# ABOUT TOYOTA STADIUM

## DIRECTIONS TO TOYOTA STADIUM

From Downtown Dallas – Head North on the Dallas North Tollway to Main Street in Frisco. Facility is on the northeast corner of Tollway and Main Street.

From DFW Airport – As you take the North Exit out of the airport, proceed to 635 and head East. Take 635 East to the Dallas North Tollway and head north. Proceed on the Dallas North Tollway to Main Street in Frisco. Facility is on the northeast corner of Tollway and Main Street.

## TOYOTA STADIUM ATTENDANCE RECORDS (THROUGH 2014 SEASON)

Date	Match	Outcome	Attendance
Largest Soccer crowd, FC Dallas Regular Season game:			
7/28/12	FC Dallas vs. Los Angeles	1-0 LA	22,565
Largest Soccer crowd, FC Dallas Playoff game:			
10/28/06	FC Dallas vs. Colorado	3-2 COL	15,486
Largest Soccer crowd, FC Dallas Open Cup game:			
10/3/07	FC Dallas vs. New England (Final)	3-2 NE	10,618
Largest Soccer crowd, FC Dallas International game:			
7/19/06	FC Dallas vs. Tigres (MEX)	2-0 FCD	17,176
Largest Soccer crowd, FC Dallas other competition:			
7/31/07	FC Dallas vs. Los Angeles (SuperLiga)	6-5 LA	21,576
Largest Crowd, International:			
6/4/14	Ivory Coast vs. El Salvador	2-1 IVORY COAST	18,578
Largest Crowd, International Club Teams:			
1/7/06	Necaxa vs. Tigres (InterLiga)	3-2 TIG	22,322
1/7/06	Chivas vs. Cruz Azul (InterLiga)	2-2	22,322
Largest Crowd, College Soccer:			
12/14/08	Maryland vs. North Carolina (NCAA College Cup Final)	1-0 MD	6,594
Largest Crowd, High School Football:			
9/8/06	Frisco vs. Highland Park		5,000
Largest Crowd, Concert:			
10/25/08	Ozzfest		30,000

## Toyota Stadium's Top 12 FC Dallas Crowds

1. July 28, 2012 - FC Dallas vs. Los Angeles (1-0 L)	22,565
2. May 18, 2008 – FC Dallas vs. Los Angeles (5-1 LA)	22,331
3. July 4, 2013 - FC Dallas vs. Chivas USA (0-0 D)	22,035
4. May 1, 2011 – FC Dallas vs. Los Angeles (2-1 FCD)	21,867
5. July 4, 2012 - FC Dallas vs. Toronto FC (1-1 Draw)	21,508
6. July 4, 2014 - FC Dallas vs. Philadelphia Union (2-1 FCD)	21,182
7. July 27, 2008 – FC Dallas vs. Los Angeles (4-0 FCD)	21,020
8. March 11, 2012 - FC Dallas vs. New York (2-1 FCD)	20,904
9. Oct. 7, 2006 – FC Dallas vs. Los Angeles (2-1 FCD)	20,500
10. April 22, 2007 – FC Dallas vs. Colorado (3-1 FCD)	20,500
11. Oct. 20, 2007 – FC Dallas vs. Kansas City (2-0 KC)	20,500
12. March 19, 2011 – FC Dallas vs. Chicago (1-1 Draw)	20,145

# MEDIA GUIDELINES

## 2015 FC Dallas Media Guidelines

### Press Credentials

Single-game and full-season credentials can be requested through the FC Dallas Communications Department by e-mail at [jminnick@fcdallas.net](mailto:jminnick@fcdallas.net). Single-game credentials must be requested no later than 24 hours prior to the requested game day. Full-season credentials are granted to media based on the following criteria: commitment to season-long coverage of FC Dallas, need for and use of media access to facilitate reporting and newsgathering and media outlet's adherence to media policies and procedures. All credential requests must be submitted by an editor or producer on behalf of the reporter or photographer. Generic freelance credentials without a specific publication assignment will not be approved.

### Media Will Call

Media Will Call is located at the North Box Office and opens two hours prior to kick off on game days. It is closed in the 15th minute of the game. Parking is free.

### Photographers/TV Crews

Television and still photographers holding proper credentials can shoot from the designated areas behind the goals. Photographers can use the press box to file photos.

### Media Access on Game Days

In accordance with Major League Soccer policy, both home and visiting locker rooms are open to credentialed media beginning 15 minutes following the conclusion of the game. Both visiting and home head coaches will be available to media in the locker room hallway.

### Media Access to Training Sessions

FC Dallas trains regularly on the adidas Field at Toyota Stadium. Unless otherwise noted, training sessions are open to credentialed media, however, media are encouraged to contact the FC Dallas Communications Department to confirm practice times and dates. Players and coaches are available for interviews by request through the communications department following each session (requests must be made prior to the end of the training session).

### FC Dallas Distribution List and Press FTP

Media can receive FC Dallas news and information via e-mail by contacting the FC Dallas Communications Department and requesting to be added to the distribution list. B-Roll, sound, highlights and photos are also available via the league Press FTP site. For username and password information, contact the FC Dallas Communications Department.

### FC Dallas Communications Department Contact Information

Cesar Velasco: Sr. Director, International Communications  
469.365.0198  
E-mail: [CVelasco@FCDallas.net](mailto:CVelasco@FCDallas.net)

Leigh Anne Gullett: Director, Public Relations  
Office: 469.365.0054; Cell: 2102.259.7865  
E-mail: [LGullett@FCDallas.net](mailto:LGullett@FCDallas.net)

Jason Minnick: Manager, Media Relations  
Office: 469.365.0068  
E-mail: [JMinnick@FCDallas.net](mailto:JMinnick@FCDallas.net)

# ADDITIONAL INFORMATION

## PHYSICAL ADDRESS

FC DALLAS  
TOYOTA STADIUM  
9200 World Cup Way, Suite 202, Frisco, TX 75033  
Main: 469.365.0000  
Fax: 214.705.6799  
www.fcdallas.com

**MEDIA WILL CALL** is located at the North Box Office.

## TEAM BROADCASTERS

Mark Followill, mark.followill@dallasmavs.com. Marc Stein, 214-724-5123. Kevin Hartman, kevineugenehartman@yahoo.com.  
FC Dallas Spanish Radio: Carlos Alvarado, carlosalvarado33@sbcglobal.net, 212-542-2238.  
FC Dallas English Radio: Steve Davis, stevedaviswriter@gmail.com.

## VISITING TEAM HOTEL

EMBASSY SUITES, 7600 John Q. Hammons Drive - Frisco, TX 75034. PHONE: (972) 712-7200, FAX: (972) 712-7221.  
WESTIN STONEBRIAR, 549 Legacy Drive. Frisco, Texas.

## WRITERS REGULARLY ASSIGNED TO CLUB

ESPN DEPORTES: CARLOS NAVA, Carlos.A.Nava.-ND@espn.com, 469-977-3676  
DIARIO LA ESTRELLA: DENISE ISLA, libresyasc@gmail.com, 214-448-1883  
FREELANCE: STEVE HUNT, osutul@yahoo.com, 972-408-8279  
FREELANCE: ANDREW FRIEDLANDER, andrewglenda@yahoo.com, 817-412-1436.  
FCDALLAS.COM: DANIEL ROBERTSON, dRobertson@fcdallas.net.  
EL HERALDO NEWS: LUIS LARA, luislara@msn.com, 972-900-5390.  
ESPN Dallas.com: BUZZ CARRICK, buzz@3rddegree.net, 214-507-3527  
MLSsoccer.com: Scott Sidway, s.sidway@gmail.com.  
BigDsoccer.com: Drew Epperley, drew.epperley@gmail.com.



# When it counts, ask for MoneyGram.



Send up to

**\$900** in the U.S.

for only **\$11.50** fee\*

*It's easy and quick to  
send and pick up!*

Over 41,000 U.S. locations  
70 years experience

1-800-926-9400 [moneygram.com](http://moneygram.com)



\*\$11.50 fee valid for sends of \$50.01 up to \$900 for in-store person-to-person money transfers only at participating locations. Not valid online or with any other MoneyGram product or service. Licensed as a Money Transmitter by the Banking Department of the State of New York and licensed by the Georgia Department of Banking and Finance; NMLS #898432. MoneyGram, the Globe and MoneyGram Bringing You Closer are marks of MoneyGram. All other marks are the property of their respective owners. © 2014 MoneyGram, MGPO1014-80549US





Retire your hip pain.

### Advanced Joint Replacement

At Texas Health Presbyterian Hospital Plano, we believe joint pain shouldn't keep you from enjoying your everyday experiences. Our minimally invasive procedures will leave you with less pain, less scarring, less recovery time and more range of motion. **To schedule a complimentary consultation with a Joint Replacement Care Coordinator, go to [TexasHealth.org/Plano-Joints](https://www.texashealth.org/plano-joints).**

1-877-THR-WELL



Doctors on the medical staff practice independently and are not employees or agents of the hospital. © 2015