




2019 MEDIA GUIDE

 TOYOTA STADIUM

ADVOCARE

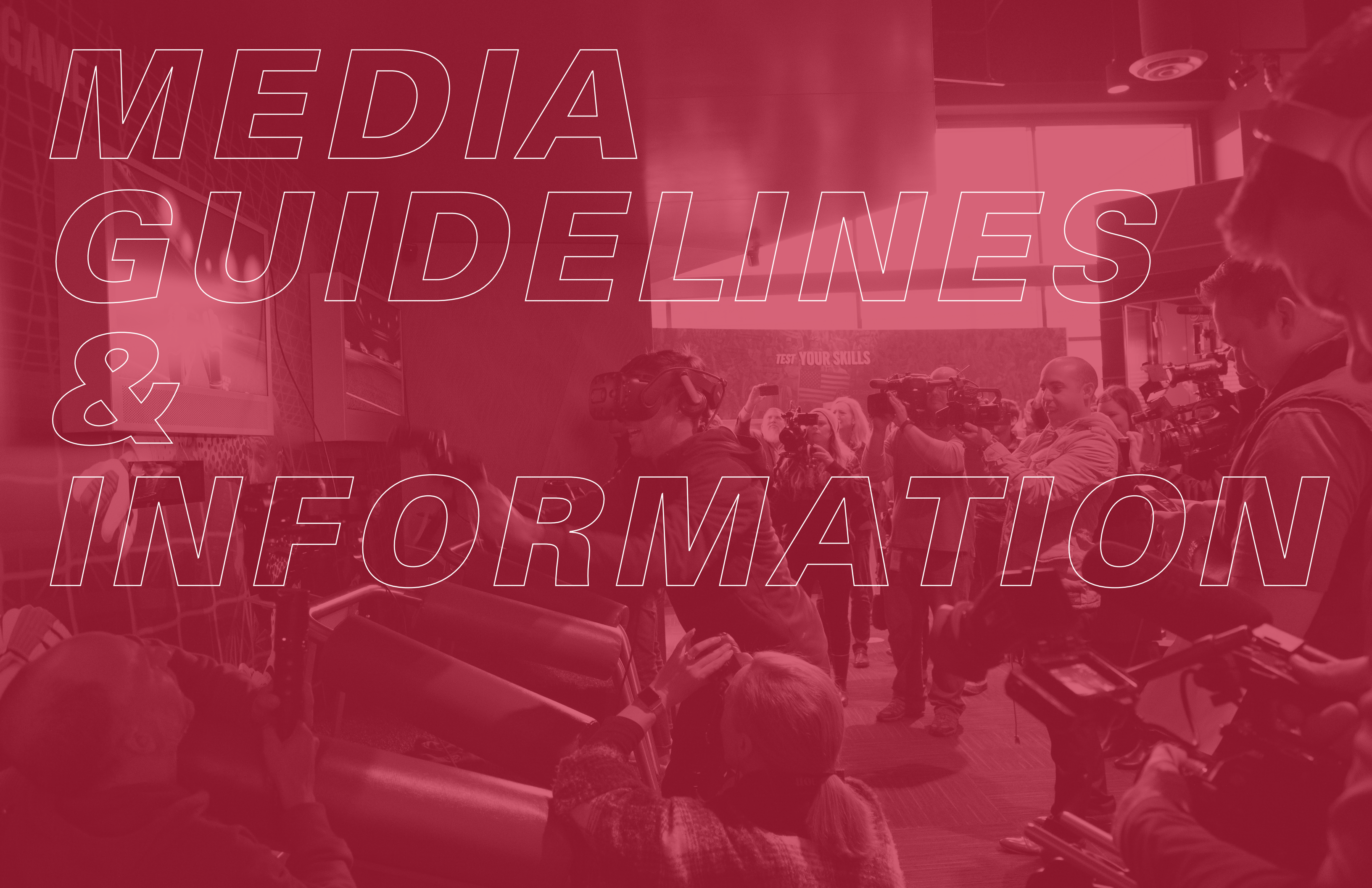
CHALLENGE ALL.



2019 REGULAR SEASON SCHEDULE

| DATE | OPPONENT | TIME (CST.) | VENUE |
|-------------------|-------------------------|-------------|----------------------------|
| SAT. MARCH 2 | NEW ENGLAND | 3:30PM | TOYOTA STADIUM |
| SAT. MARCH 9 | LA GALAXY | 2:30PM | TOYOTA STADIUM |
| SAT. MARCH 16 | AT COLUMBUS CREW | 1PM | MAPFRE STADIUM |
| SAT. MARCH 23 | COLORADO | 4:30PM | TOYOTA STADIUM |
| SAT. MARCH 30 | AT REAL SALT LAKE | 8PM | RIO TINTO STADIUM |
| SAT. APRIL 6 | AT PHILADELPHIA | TBD | TALEN ENERGY STADIUM |
| SAT. APRIL 13 | PORTLAND | 7PM | TOYOTA STADIUM |
| SAT. APRIL 20 | AT ATLANTA | 3PM | MERCEDES-BENZ STADIUM |
| SAT. APRIL 27 | SAN JOSE | 2:30PM | TOYOTA STADIUM |
| SAT. MAY 4 | AT HOUSTON | 4PM | BBVA COMPASS STADIUM |
| SAT. MAY 11 | AT NEW YORK RED BULLS | 1PM | RED BULL ARENA |
| THU. MAY 16 | AT LAFC | 9PM | BANC OF CALIFORNIA STADIUM |
| SUN. MAY 19 | LAFC | 2PM | TOYOTA STADIUM |
| SAT. MAY 25 | AT VANCOUVER | 6PM | BC PLACE |
| SAT. JUNE 1 | SEATTLE | 7PM | TOYOTA STADIUM |
| SAT. JUNE 8 | AT SAN JOSE | 2:30PM | AVAYA STADIUM |
| SAT. JUNE 22 | TORONTO | 7PM | TOYOTA STADIUM |
| WED. JUNE 26 | VANCOUVER | 8PM | TOYOTA STADIUM |
| SUN. JUNE 30 | AT PORTLAND | 10PM | PROVIDENCE PARK |
| THU. JULY 4 | D.C. UNITED | 8PM | TOYOTA STADIUM |
| SAT. JULY 13 | MINNESOTA | 7PM | ALLIANZ FIELD |
| SAT. JULY 20 | AT SPORTING KANSAS CITY | 7:30PM | CHILDREN'S MERCY PARK |
| SAT. JULY 27 | REAL SALT LAKE | 7PM | TOYOTA STADIUM |
| SAT. AUGUST 3 | AT ORLANDO | 6:30PM | ORLANDO CITY STADIUM |
| SAT. AUGUST 10 | MINNESOTA | 7PM | TOYOTA STADIUM |
| WED. AUGUST 14 | AT LA GALAXY | 9:30PM | DIGNITY HEALTH SPORTS PARK |
| SAT. AUGUST 17 | AT MONTREAL | 6:30PM | SAPUTO STADIUM |
| SAT. AUGUST 24 | HOUSTON | 7PM | TOYOTA STADIUM |
| SAT. AUGUST 31 | FC CINCINNATI | 7PM | TOYOTA STADIUM |
| SAT. SEPTEMBER 14 | AT CHICAGO | 2:30PM | SEATGEEK STADIUM |
| WED. SEPTEMBER 18 | AT SEATTLE | 9:30PM | CENTURYLINK FIELD |
| SUN. SEPTEMBER 22 | NYC FC | TBD | TOYOTA STADIUM |
| SUN. SEPTEMBER 29 | AT COLORADO | 6:30PM | DICK'S SPORTING GOODS PARK |
| SUN. OCTOBER 6 | SPORTING KANSAS CITY | 3PM | TOYOTA STADIUM |

*ALL DATES AND TIMES ARE SUBJECT TO CHANGE.



MEDIA GUIDELINES & INFORMATION



TRAINING SESSION GUIDELINES

Media are required to check in with security personnel located at the entrance to the Toyota Stadium training grounds (AdvoCare Field 1 or the Toyota Stadium field). In 2019, media will be required to register on the Media Sign-In log prior to visiting FC Dallas training sessions.

All media and guests attending FC Dallas training sessions should be wearing a valid credential, accompanied by an FC Dallas staff member or possess valid media accreditation.

Guests or media not possessing credentials, valid media accreditation or accompanied by an FC Dallas staff member will not be allowed into the FC Dallas training session.

TRAINING ACCESS, VIDEO, LIVE-STREAMING AND STILL PHOTOGRAPHY POLICY

While the entire portion of FC Dallas training sessions is generally open to the media, only the first 15 minutes and last 15 minutes of each training session are open to media to shoot video and still photography. Live-streaming portions of FC Dallas training are prohibited.

Only the first and last 15 minutes of training sessions will be open for media to observe and shoot in the two days leading up to an FC Dallas match. Those training sessions, (ex: Thursday and Friday training sessions for a Saturday match) will be closed to media and guests outside the customary 15-minute media access windows.

Exceptions to this can be made through the FC Dallas Media Relations department by contacting Marleine Calderon (mcalderon@fcdallas.com) or Gina Miller (gmiller@fcdallas.com).

INTERVIEW POLICY

Players and coaches will be available for interviews for at least 15 minutes following the conclusion of each training session. All interviews will be conducted in an area designated by club staff.

Media are encouraged to conduct in-depth, sit-down and extended interviews with FC Dallas players, coaches and staff. These interviews should be prearranged through the FC Dallas Media Relations Department by contacting Marleine Calderon (mcalderon@fcdallas.com) or Gina Miller (gmiller@fcdallas.com).

This policy is subject to change during the season. All changes to the FC Dallas media policy will be communicated via email. For questions or additional assistance, please contact the FC Dallas Media Relations Department.

MEDIA CREDENTIALS

Members of the media who do not already have season credentials may apply for single-match credentials by emailing Marleine Calderon at mcalderon@fcdallas.com.

Single game credentials should be requested no later than 24-hours prior to the requested matchday. Exceptions will be made on a case-by-case basis.

Full-season credentials are granted to media based on the following criteria: commitment to season-long coverage of FC Dallas, need for and use of media access to facilitate reporting and newsgathering and media outlet's adherence to these media policies and procedures. All credential requests should be submitted by an editor or producer on behalf of the reporter or photographer. Typically, generic freelance credentials without a specific publication assignment will not be approved.

Credentials are for media outlets that need matchday press box and/or field access to produce editorial coverage, not solely to watch the match. This includes newspapers, TV, radio and legitimate digital websites that produce consistent and professional content adhering to accepted journalistic principles.

Media is expected to dress professionally. This includes no jerseys or team representation of any kind, no

matter what the team. Media members should not use credential for preferential access, such as autographs, photographs or personal requests. Violation will result in loss of credential for any future match. Members of the media violating this rule are in jeopardy of having their credentials revoked.

MATCHDAY GUIDELINES

Media Parking

Complimentary Media Parking is located in the Corolla Red parking lot on the West side of World Cup Way across from Toyota Stadium.

Media Will Call

Media Will Call is located at the North box office along Lamar Hunt Way. It opens two hours prior to kick of every match. It closes in the 15th minute of the game.

Press Box

The FC Dallas is located on the third level of Toyota Stadium. Accredited media can access the press box by entering the Winners Club presented by WinStar World Casino and Resort. The press box elevator is located across from the Club restrooms. Please press PB to access the Press Box. FC Dallas provides complimentary meals to media covering FC Dallas games. Meal service begins two and a half hours prior to kick and runs through halftime.

In-Game Video/Photo Guidelines

Due to limited sideline space at Toyota Stadium, photographers and videographers may only shoot from corner to corner of the end lines behind the field boards. Please do not position yourself directly behind the goal, in field table areas, or field seat areas. There is no shooting of competition allowed from any other areas of the stadium during play – including in the seating areas of the bowl (including field level), from the Press Box or other places on the Main Concourse. Photographers will be able to shoot the pre-match ceremonies in front of the technical area at midfield and then will have to pick an end line (end zone) to shoot from. The technical area and sidelines are off limits to the media in-game and post-game.

Please note that the boards will have ropes meant to hold photographers back for your own safety. Please respect standing behind the ropes. Not doing so can and will result in expulsion from the stadium.

Photographers should use the Interview Room located at the South End of Toyota Stadium beneath the National Soccer Hall of Fame. Ethernet access will be available.

Live Video Policy: In-Game

During match action, only FC Dallas personnel and broadcast rights-holders may transmit live video footage from Toyota Stadium during hours of official play. Non-rights holders may record video of game action for highlights during access periods, but at no point during match action may they transmit live/streaming video footage, including video for television and/or mobile and web-based programs.

All transmissions of live video for TV live shots pre or post-match must be in designated media access zones and must be pre-arranged and facilitated by a member of FC Dallas Communications.



MATCHDAY GUIDELINES CONTINUED

Live Video Policy: Postgame Interviews and Locker Room Access

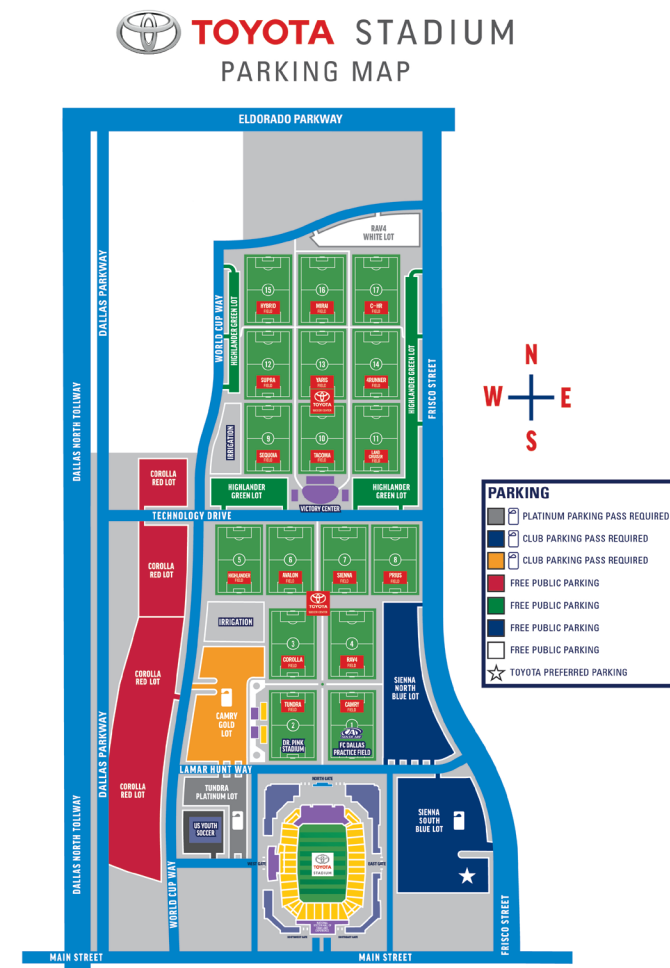
A formal press conference with FC Dallas head coach Luchi Gonzalez will take place approximately 15 minutes following the conclusion of the match in the Toyota Stadium Interview Room, located at the South End of Toyota Stadium beneath the National Soccer Hall of Fame. The visiting team's head coach will be available to speak with media in the visiting locker room area.

Approved video-recorded interviews post-match in the locker room will take place approximately 15 minutes after the final whistle. Members of the media not recording video may be asked to slightly alter their standing position to allow for approved video recordings of the interview.

Members of the media may use their video recording devices, including cell phones and digital cameras, for approved interviews only. Members of the media are not allowed to shoot b-roll or still images in the locker room.

Only FC Dallas personnel and Club broadcast rights-holders may transmit live video footage of interviews from the Club's locker room during designated League-mandated media access windows. This policy includes live/streaming video for television and/or mobile and web-based programs.

Please note: These policies apply for FC Dallas matches only. Other entities (such as U.S. Soccer, CONCACAF, the NCAA, etc.) that utilize the stadium will have a different set of standard policies under which they operate.



FC DALLAS COMMUNICATIONS CONTACTS

GINA MILLER

Vice President, Media & Communications
469-365-0198
GMiller@FCDallas.com

CARTER BAUM

Sr. Communications Manager
469-365-0153
CBaum@FCDallas.com

MARLEINE CALDERON

Media Relations Coordinator
469-365-0068
MCalderon@FCDallas.com

CLAUDIA CASTILLO

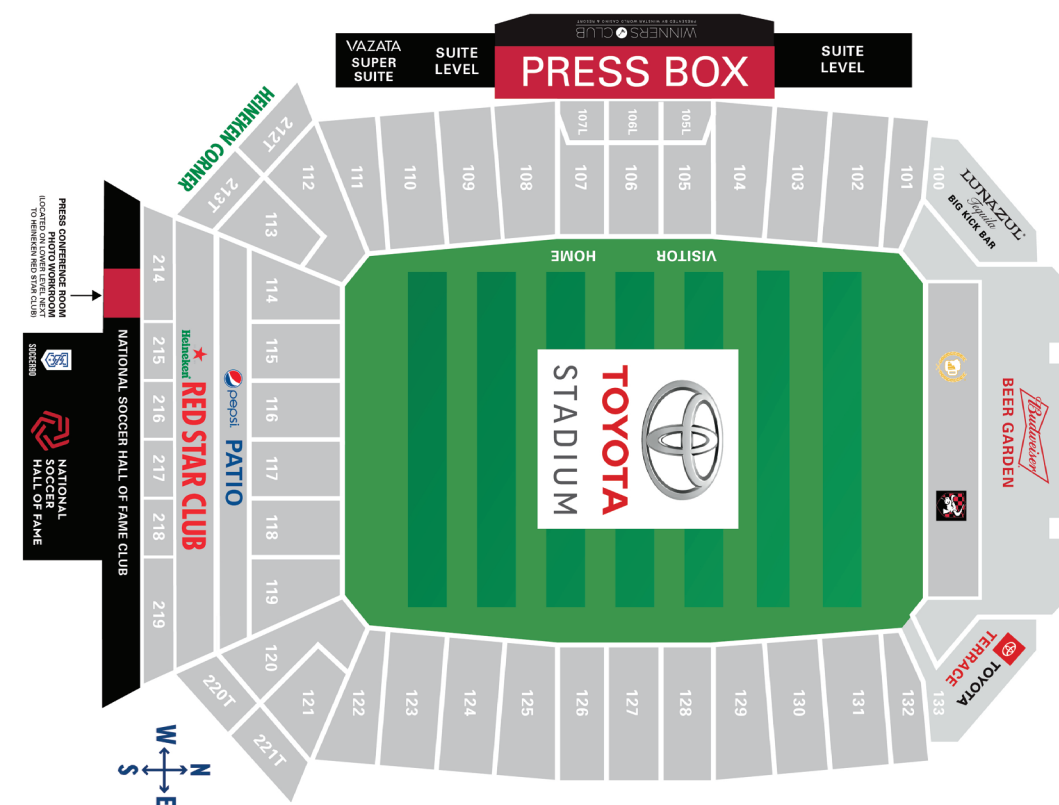
Sr. Social Media Manager
469-365-0054
CCastillo@FCDallas.com

FOSTER NAYLOR

Multimedia Manager
469-365-0105
FNaylor@FCDallas.com

GARRETT MELCER

North Texas Soccer Club Media Coordinator
469-365-0065
GMelcer@FCDallas.com





TEAM MANAGEMENT



FC DALLAS CEO HUNT SPORTS GROUP CHAIRMAN CLARK K. HUNT

2007, NFL Commissioner Roger Goodell appointed Hunt to the NFL's Digital Media and International Committees, as well as the Executive Committee of the NFL Management Council. In 2011, Hunt was named Chairman of the International Committee and joined the league's Finance Committee. Hunt also serves on the league's Personal Conduct Committee and Commissioner Roger Goodell's Chairmen's Committee. In February 2019, Hunt was named chairman of the Finance Committee and relinquished his role as chairman of the International Committee where he remains a member.

Hunt graduated first in his class at Southern Methodist University in 1987, earning a degree in business administration with a concentration in finance. He was a two-time recipient of the university's highest academic honor, the Provost Award for Outstanding Scholar. During his time at SMU, he was a four-year letterman on the Mustangs' nationally ranked soccer team, earning first-team Academic All-America honors as a junior and senior and serving as a tri-captain his final season. He was named one of the SMU Cox School of Business Outstanding Young Alumni in 2004, and in 2005, he was appointed to the Cox School Executive Board of Trustees. In 2018, he was honored as a Cox School of Business Distinguished Alumni recipient. Hunt also has served on the SMU Board of Trustees since 2009.

Hunt and his wife, Tavia, are involved in numerous philanthropic efforts focused on children's health and youth education including Crystal Charity Ball, "Just Say Yes," and the Special Olympics. Through the FC Dallas Foundation, the Hunts have helped provide well-lit mini-pitches in low socio-economic areas of the Dallas – Fort Worth community that provide safe playing environments and facilitate active lifestyles for local youth.

Clark Knobel Hunt was born on Feb. 19, 1965 and graduated from the St. Mark's School of Dallas in 1983. The Hunts have three children – Gracelyn, Knobel and Ava.

A founding investor-operator of Major League Soccer, FC Dallas Chairman and CEO Clark Hunt remains one of the most innovative and influential members of the MLS Board of Governors.

Hunt shares his late father Lamar Hunt's passion for soccer and the family's vision for the sport's success in the United States. At Lamar's request, Clark engaged in the formative discussions for MLS lending his proven business acumen to the league's financial and legal structure. Now in its 24th season, MLS has earned a stake in the landscape of professional sports and is well-positioned for future growth.

In 1999, Hunt worked closely with his father to construct the first "soccer-specific stadium" in the United States in Columbus, Ohio. Realizing the vision of Lamar Hunt, the debut of professional soccer at Columbus Crew Stadium on May 15, 1999, represented a pivotal moment in the history of MLS and solidified the long-term viability of soccer in the United States. Six years later, in 2005, Hunt Sports Group unveiled what is now Toyota Stadium, a 145-acre soccer complex in Frisco, Texas, and the home of FC Dallas.

As stadium construction, new investment, player development and a broadening fan base continue to shape the soccer marketplace in North America, Hunt is intimately involved in the development and direction of MLS. Hunt currently serves as the Co-Chairman of the Product Strategy Committee and as a member of the league's Labor and Governance Committees.

In addition to his roles in MLS, Hunt serves as Chairman and CEO of the Kansas City Chiefs. In

FC DALLAS PRESIDENT DAN L. HUNT



Dan Hunt has served as the President of FC Dallas since 2014. He also serves as a member of MLS' Board of Governors and the league's Business Ventures Committee.

Hunt spent years working on the design and construction of Toyota Stadium and Toyota Soccer Center with his late father and American sports icon, Lamar Hunt. Since the venue's opening in 2005, Hunt has used the venue to help establish FC Dallas as the leader in youth development in North America. Toyota Soccer Complex, a 145-acre facility complete with 17 professional-grade soccer fields, has quickly become one of the most rewarding stadium designs in professional sports. Rated as one of only two five-star facilities by the 2011 U.S. Soccer Development Academy Rankings, Toyota Soccer Center has helped FC Dallas sign an MLS-record 25 Homegrown players in 10 years.

Hunt also oversaw the \$58 million construction of the National Soccer Hall of Fame in the south end of Toyota Stadium. The project included more than 70-thousand square feet of renovated space, new locker rooms, premium seats, a private club and the National Soccer Hall of Fame Experience.

In May 2017, Hunt, along with his brother Clark, ESPN and the City of Frisco officially announced that the newly-relocated Frisco Bowl (previously known as Miami Beach Bowl) would call Toyota Stadium home starting on December 20, 2017 at Toyota Stadium. Louisiana Tech became the first Frisco Bowl Champions after beating SMU 51-10.

Outside of his responsibilities with FC Dallas, Hunt is involved in the Hunt family's long-standing interest in the NFL's Kansas City Chiefs. During the 2010 season, Hunt assisted in the renovation of Arrowhead Stadium.

In 2016, Hunt and Robert Casterline loaned their multi-million dollar football card collection to the Pro Football Hall of Fame in Canton, OH.

Considered by many the most valued collection of football trading cards in the world, the collection includes rare complete sets, important rookie cards as well as informational displays which tell the story of American football and the hobby of card collecting.

Hunt began his business career as Vice President of New Business Development for Gemini Voice Solutions in New York City, a provider of voice-over internet protocol for home-to-home calling in the United States.

Hunt is a graduate of Southern Methodist University and St. Mark's School of Texas. Hunt and his wife, Toni, have two daughters, Darlington and Tennyson. The Hunts are involved in the Texas Women's Foundation as well as a variety of other philanthropic organizations throughout Dallas/Fort Worth.



TECHNICAL DIRECTOR

ANDRÉ ZANOTTA

Zanotta was named Technical Director on Jan. 30, 2019.

Zanotta, 38, was previously executive director of Brazilian first-division team Grêmio where he was part of the club’s success in the 2017 Copa Libertadores, 2018 Recopa Sudamericana and 2018 Campeonato Gaúcho. The club also reached the final of the FIFA Club World Cup in 2017. Prior to his work at Grêmio, Zanotta was sporting director of Santos FC where he was instrumental in the sale of Brazilian superstar Neymar from Santos to FC Barcelona in 2013.

At Grêmio, Zanotta oversaw the planning and execution of many of the club’s technical operations including player acquisitions, hiring, as well as contract negotiations and renewals. Aside from the club’s day-to-day operations, Zanotta endeavored to create a positive atmosphere by aligning the players and management with the club’s executive and technical commission. He also served as the club’s official representative in meetings with the South American Football Federation (CONMEBOL), soccer’s governing body for the continent.

Zanotta served as sporting director for Santos FC from 2012 to 2015 before transitioning into an executive director position at Sport Recife. A trained lawyer, Zanotta’s connection to the sports industry emerged when he began working on player training contracts for the Brazilian Football Federation (CBF) and other Brazilian soccer clubs. To further his career in soccer, Zanotta enrolled in the prestigious FIFA Master program, receiving an MBA in Management, Law and Humanities of Sport in 2010.

In addition to his native Portuguese, Zanotta is fluent in English, Spanish and Italian. In 1997, he spent a semester at Northwest High School in Justin, Texas as an exchange student.

MANAGING CAREER

| | | |
|--------------|--------------------|--------------|
| 2010-2011 | General Manager | Atlante FC |
| 2012-2015 | Sporting Director | Santos FC |
| 2015-2016 | Executive Director | Sport Recife |
| 2017-2018 | Executive Director | Grêmio |
| 2019-Present | Technical Director | FC Dallas |

SILVERWARE

| | | |
|------|---------------------|-----------|
| 2012 | Recopa Sudamericana | Santos FC |
| 2015 | Campeonato Paulista | Santos FC |
| 2017 | Copa Libertadores | Grêmio |
| 2018 | Recopa Sudamericana | Grêmio |
| 2018 | Campeonato Gaúcho | Grêmio |

DIRECTOR OF SOCCER OPERATIONS

MARCO FERRUZZI

Ferruzzi, 48, was named Director of Soccer Operations on Jan. 9, 2019.

He joined FC Dallas in 2004 ahead of the 2005 season, serving five coaches over his tenure with the club. In 14 seasons with the team, FC Dallas compiled a regular season record of 186-147-123 in MLS play. He also had a 2-2-1 record as an interim head coach in 2008 prior to the hiring of Schellas Hyndman.

A San Antonio-native, Ferruzzi played collegiate soccer at the University of North Carolina from 1989 to 1992. He was selected sixth overall in the 1997 MLS Supplemental Draft by the Tampa Bay Mutiny, where he had two assists in 19 games. He also played four seasons with the Richmond Kickers (1999-2002) and two seasons with the Minnesota Thunder (2003-2004). In six seasons, Ferruzzi captained both sides to the A-League final.

Ferruzzi holds his USSF “A” coaching license. He has served as a reserve team, pre-academy and premier team coach in the FC Dallas youth club. In 2012, Ferruzzi coached the FC Dallas Reserves, leading the team to 6-3-1 record where it finished in second place of the MLS Reserve League’s Central/Mountain Division.



PLAYING CAREER

| | |
|-----------|------------------------------|
| 1990 | San Antonio Generals |
| 1993–1995 | San Antonio Pumas |
| 1995–1996 | Tampa Bay Terror(indoor) |
| 1996 | Tampa Bay Cyclones |
| 1997 | Tampa Bay Mutiny |
| 1998 | Jacksonville Cyclones (loan) |
| 1998 | Los Angeles Galaxy |
| 1998 | Charleston Battery |
| 1999–2002 | Richmond Kickers |
| 2003–2004 | Minnesota Thunder |

COACHING CAREER

| | |
|-----------|-----------------------|
| 2004-2019 | FC Dallas (assistant) |
| 2008 | FC Dallas (interim) |



HEAD COACH LUCHI GONZALEZ

Luchi Gonzalez was named the seventh head coach in FC Dallas history on Dec. 16, 2018.

Gonzalez spent the last three years as FC Dallas Academy Director and head coach of the U-16 Academy team. In 2016, he led the U-16s to their second straight U.S. Soccer Development Academy National Championship.

He joined the FC Dallas Academy April 2012 as the U-18 Academy coach. Since joining the club in 2012, the FC Dallas U-17 and U-19 Academy teams have won their division six consecutive years and four USSDA National Championships (U-19s in 2012 and 2016, U-17s 2015 and 2016). The U-17s also made it to the 2016 Generation adidas Cup Semifinals and the U-19s won the 2017 Dallas Cup Super Group Championship.

FC Dallas has signed 17 Homegrown players coached by Gonzalez since he joined the organization: Kellyn Acosta, Danny Garcia, Jesse Gonzalez, Coy Craft, Alejandro Zendejas, Aaron Guillen, Paxton Pomykal, Jesus Ferreira, Bryan Reynolds, Reggie Cannon, Brandon Servania, Kris Reaves, Jordan Cano, Chris Richards, Thomas Roberts, Edwin Cerrillo and Dante Sealy.

Gonzalez started his career at Southern Methodist University where he won the 2001 Hermann Trophy his senior year. In his four seasons at SMU, he scored 48 goals and 32 assists. The San Jose Earthquakes drafted him sixth overall in the 2002 MLS SuperDraft.

In 2013, Gonzalez was nominated to be a part of a 16-month youth development course through the MLS and French Football Federation partnership to earn his Elite Formation Coaching License (EFCL).

PLAYING CAREER

| | |
|-----------|----------------------|
| 2002 | San Jose Earthquakes |
| 2003 | Bodens BK |
| 2004 | Sporting Cristal |
| 2005–2006 | Colorado Rapids |
| 2007 | Miami FC |
| 2008 | Minnesota Thunder |

COACHING CAREER

| | |
|--------------|-------------------|
| 2012-2018 | FC Dallas Academy |
| 2018-Present | FC Dallas |



ASSISTANT COACH

PETER LUCCIN

Peter Luccin, 39, was named an assistant coach on Luchi Gonzalez's staff on Jan. 9, 2019.

The former FC Dallas midfielder signed with Cannes' professional team from 1996-1997 after playing soccer in the French soccer academies. The Marseille-native also played with Bordeaux (1997-1998), Marseille (1998-2000) and Paris Saint-Germain (2000-2002), totaling 131 appearances in France's Ligue 1.

In 2001, his career took him to Spain when he was loaned to Spanish club Celta de Vigo. Luccin remained in Spain, playing for Celta (2002-2004), Atlético Madrid (2004-2007) and Zaragoza (2007-2010) with a one-year loan to Racing Santander (2008-2009). In 2011, he signed with Swiss Super League team FC Lausanne-Sport before joining MLS and FC Dallas in 2013 for two seasons.

He retired from professional play at the end of the 2014 season and began his coaching career as a coach in the FCD Academy in 2015, working with the U-12, U-13 and U-14 age groups during his time in the club. He holds a UEFA "B" Coaching License.



ASSISTANT COACH


MIKEY VARAS

Mikey Varas, 36, was named an assistant coach on Luchi Gonzalez's staff on Jan. 9, 2019.

Varas played four years of college soccer as a forward at the University of San Francisco. Following graduation, he traveled back to Chile and trained with Chile's CD Santiago Wanderers for a season before turning to coaching in 2005.

He studied coaching at professional clubs in Argentina, Italy and Spain before starting his coaching career in the U.S. at De Anza Force Amateur Club in California. In 2016, Varas served as the U-14 Academy coach for Sacramento Republic FC, where he was named U.S. Soccer Development Academy's West Conference Coach of the Year for the 2016-17 season.

After one year with Sacramento, he joined FC Dallas as an Academy coach for the U-16 Academy team in July 2017, where he worked closely with Gonzalez. A U.S. Soccer Federation "A" Licensed Coach, Varas holds a Master's in Kinesiology with an emphasis in Physical Education from Fresno Pacific University.



GOALKEEPER COACH

DREW KEESHAN

Drew Keeshan, 44, will enter his 12th season as FC Dallas' goalkeeping coach. The Tipperary, Ireland native, originally joined FC Dallas in February 2008 under Steve Morrow and has served on the coaching staffs for former head coaches Schellas Hyndman and Oscar Pareja.

He played collegiate at Lindsey Wilson College for two years and at Life University for another two years. He graduated from Life University with a Bachelor in Dietetics in 2001. Keeshan started his professional career with Waterford United in 1993 and had stints at League of Ireland clubs Galways United, Kilkenny City and Limerick Football Club.

Keeshan holds both a USSF "B" and USSF Goalkeeper license. He has served as an assistant goalkeeper coach for the USL Premier Development League team Augusta FireBall from 2005-2006, as a head goalkeeper coach for Georgia Olympic Development Program from 2002-2007 and was the goalkeeper staff coach for ODP Region III from 2004-2007.



2019 ROSTER



2018 FC DALLAS ROSTER

| NO. | PLAYER | POS. | HT. | WT. | BIRTHDATE | HOMETOWN | COLLEGE | STATUS |
|-----|--------------------|------|------|-----|-----------|------------------------------|-------------------|------------|
| 8 | Bryan Acosta | M | 5-8 | 161 | 11-24-93 | La Ceiba, Honduras | -- | INT/DP |
| 10 | Pablo Aránguiz | M | 5-5 | 143 | 03-17-97 | Independencia, Chile | -- | INT |
| 17 | Francis Atuahene | M | 5-9 | 170 | 06-08-96 | Accra, Ghana | Michigan | INT/GA |
| 14 | Dominique Badji | F | 6-0 | 170 | 10-16-92 | Dakar, Senegal | Boston University | GC |
| 21 | Michael Barrios | M | 5-4 | 143 | 04-21-91 | Barranquilla, Colombia | -- | GC |
| 4 | Bressan | D | 6-0 | 174 | 01-15-93 | Caxias do Sul, Brazil | -- | INT |
| 2 | Reggie Cannon | D | 5-11 | 165 | 06-11-98 | Grapevine, Texas | UCLA | HG |
| 33 | Edwin Cerrillo | M | 5-10 | 180 | 10-03-00 | Frisco, Texas | Maryland | |
| 9 | Cristian Colmán | F | 6-0 | 174 | 02-26-94 | San Cosme y Damián, Paraguay | -- | INT/DP |
| 27 | Jesus Ferreira | F | 5-8 | 140 | 12-24-00 | McKinney, Texas | -- | HG |
| 1 | Jesse Gonzalez | GK | 6-4 | 185 | 05-25-95 | Edenton, North Carolina | -- | HG |
| 7 | Carlos Gruezo | M | 5-7 | 148 | 04-19-95 | Santo Domingo, Ecuador | -- | |
| 15 | Jacori Hayes | M | 5-7 | 165 | 06-28-95 | Bowie, Maryland | Wake Forest | |
| 24 | Matt Hedges | D | 6-4 | 185 | 04-01-90 | Carmel, Indiana | UNC | |
| 5 | Moises Hernandez | D | 6-0 | 155 | 03-05-92 | Dallas, Texas | -- | |
| 12 | Ryan Hollingshead | D | 6-1 | 180 | 04-16-91 | Granite Bay, California | UCLA | |
| 20 | Jimmy Maurer | GK | 6-2 | 185 | 10-14-88 | Lawrenceville, Georgia | South Carolina | |
| 25 | Callum Montgomery | D | 6-3 | 185 | 05-14-97 | Victoria, B.C. | UNC-Charlotte | |
| 11 | Santiago Mosquera | M | 5-6 | 185 | 02-07-95 | Buenaventura, Colombia | -- | YDP/INT |
| 26 | John Nelson | D | 5-9 | 160 | 07-11-98 | Medina, Ohio | UNC-Chapel Hill | GA |
| 13 | Zdenek Ondrášek | F | 6-1 | 174 | 12-22-88 | Strakonice, Czech Republic | -- | INT |
| 6 | Marquinhos Pedrosa | D | 5-10 | 170 | 10-04-93 | Florianópolis, Brazil | -- | INT |
| 19 | Paxton Pomykal | M | 5-7 | 145 | 12-17-99 | Highland Village, Texas | -- | HG |
| 29 | Bryan Reynolds | D | 6-3 | 170 | 06-28-01 | Fort Worth, Texas | -- | HG |
| 23 | Thomas Roberts | M | 5-11 | 150 | 05-11-01 | Little Rock, Arkansas | -- | HG |
| | Dante Sealy | F | 5-10 | 135 | 04-17-03 | Frisco, Texas | -- | HG/ON LOAN |
| 18 | Brandon Servania | M | 5-10 | 160 | 03-12-99 | Dallas, Texas | Wake Forest | HG |
| 22 | Ema Twumasi | M | 5-8 | 160 | 05-18-97 | Accra, Ghana | Wake Forest | INT/GA |
| 3 | Reto Ziegler | D | 6-0 | 176 | 01-16-86 | Genève, Switzerland | -- | INT |
| 30 | Kyle Zobeck | GK | 6-0 | 180 | 02-06-90 | Coralville, Iowa | Valparaiso | |

TECHNICAL STAFF

TECHNICAL DIRECTOR: André Zanotta
DIRECTOR OF OPERATIONS: Marco Ferruzzi
HEAD COACH: Luchi Gonzalez
ASSISTANT COACHES: Mikey Varas, Peter Luccin
GOALKEEPER COACH: Drew Keeshan

ABBREVIATION KEY

INT: International player
GC: Former foreigner playing as a domestic due to green card status
DP: Designated Player
HG: Homegrown player
GA: Generation adidas signing
*: Unsigned/Trailist

FOR THOSE WHO LOVE IMPRESSIVE STATS:
HERE ARE A FEW MORE.

THE 2019 RAV4

REARVIEW MIRROR: Digital Image Display
DISPLAY: 8-Inch, Multi-Informational
ROOF: Power Tilt/Slide Moonroof
DEVICE CHARGING: Wireless



TOYOTA



The all-new, redesigned 2019 Toyota RAV4 helps you follow the team wherever they may go.
toyota.com/**rav4**

The Official Vehicle of FC Dallas



BRYAN ACOSTA

#8 ; MIDFIELDER
DOB: NOVEMBER 24, 1993
AGE: 25
HT: 5'8"
WT: 161

INTERNATIONAL - DP
HOMETOWN: LA CEIBA, HONDURAS
BIRTHPLACE: LA CEIBA, HONDURAS
LAST CLUB: CD TENERIFE
PRONUNCIATION: AH-COST-A

Acquired

Signed with FC Dallas as a Designated Player on January 8, 2019.

Professional

Acosta, 25, started his professional career with Honduran first division team, Real España in 2013. He appeared in 129 matches in four seasons, scoring 19 goals. He was part of the team that won the 2013 Apertura that qualified them for the 2014-2015 Concacaf Champions League, where he appeared in four games.

In 2017, Acosta signed with Spanish second-division team Tenerife and has appeared in 47 games in two seasons, tallying five goals and six assists in 3,437 minutes. Acosta has also appeared in the Copa del Rey competition with Tenerife for the 2017-2018 and 2018-2019 seasons, scoring one goal in four matches overall.

International

He was a part of the 2018 World Cup Qualifying team for Honduras with five appearances as Los Catrachos missed out on a World Cup bid in the intercontinental playoff with Australia. Acosta has amassed 33 caps for Honduran National Team since his first call-up in 2013.



@BRYANACOSTAR8



@BRYANACOSTA821



PABLO ARÁNGUIZ

#10 ; MIDFIELDER
DOB: MARCH 17, 1997
AGE: 21
HT: 5'8"
WT: 143

INTERNATIONAL - YOUNG DP
HOMETOWN: INDEPENDENCIA, CHILE
BIRTHPLACE: INDEPENDENCIA, CHILE
LAST CLUB: UNIÓN ESPAÑOLA
PRONUNCIATION: AH-RAHN-GEESE

Acquired

FC Dallas signed midfielder Pablo Aránguiz using TAM on July 24, 2018.

Professional

Aránguiz, 21, signed with Unión Española as an 18-year-old in 2015. He made his debut in 2016 and has amassed 11 goals in 3,335 minutes, including five goals this year. Unión Española finished second in the Chilean first division in 2017.

He played 292 minutes in nine games including three starts for FCD in 2018. Aránguiz made his FC Dallas and MLS debut after being subbed on in the Aug. 12 game vs. Seattle Sounders FC. He had three shots, two SOG and two chances created on Aug. 18 vs. Minnesota United FC, making the Team of the Week Starting XI for Week 25. Aránguiz was named No. 18 in MLS' 22-under-22 list.



@PABLOARANGUIZ



@PABLOARANGUIZ10



FRANCIS ATUAHENE

#17 ; FORWARD
DOB: JUNE 8, 1996
AGE: 22
HT: 5'9"
WT: 170

GENERATION ADIDAS

HOMETOWN: ACCRA, GHANA
BIRTHPLACE: ACCRA, GHANA
COLLEGE: UNIVERSITY OF MICHIGAN
PRONUNCIATION: AT-TWO-A-EH-NEH

Acquired

Selected by FC Dallas with the 4th overall pick in the 2018 MLS SuperDraft.

Professional

He played eight games including four starts on loan with Oklahoma City Energy FC, scoring four goals in 2018. He debuted and scored in the season opener for Energy FC on March 17. He was part of the 18-man FC Dallas squad vs. SKC July 28.

College

Atuahene, 21, played three seasons at the University of Michigan. The forward scored 24 goals and had 11 assists in 49 matches for the Wolverines from 2015 to 2017.

Youth

Part of the Right to Dream Academy from Ghana along with teammate Ema Twumasi, Philadelphia Union midfielder David Accam, Philadelphia Union defender Josh Yaro, Columbus Crew midfielder Mohammad Abu and LA Galaxy's Emmanuel Boateng... Right to Dream Academy creates opportunities for African youth players by focusing on teamwork, community service and academics through soccer... Right to Dream Academy is based in Atimpoku, Ghana.



DOMINIQUE BADJI

#14 ; FORWARD
DOB: OCTOBER 16, 1992
AGE: 25
HT: 5'9"
WT: 170

HOMETOWN: DAKAR, SENEGAL
BIRTHPLACE: DAKAR, SENEGAL
LAST CLUB: COLORADO RAPIDS
PRONUNCIATION: DOM-IN-EEK BAH-JEE

Acquired

FC Dallas traded Kellyn Acosta to Colorado Rapids for Dominique Badji on July 23, 2018.

Professional

2018: Played in 10 games (nine starts) for FC Dallas after joining midseason from Colorado Rapids...scored two goals and registered one assist for FCD...Made his first FC Dallas start on Aug. 12 vs. SEA and scored his eighth goal of the season...Had an assist and won all five of his aerial duels vs. COL on Oct. 28...

Prior to joining Dallas, the forward had seven goals and two assists in 15 starts for the Rapids in 2018, including a hat trick against Philadelphia and a goal against Sporting Kansas City... The Senegalese forward was drafted by Colorado in the fourth round (67th overall) of the 2015 MLS SuperDraft... He has appeared in 91 regular season matches, scoring 24 goals and 12 assists...

College

Appeared in 69 matches for the Boston University Terriers from 2011-2014 and scored 26 goals... Was awarded the 2014 All Region First Team Awards and the 2014 Patriot League Offensive Player of the Year...



MICHAEL BARRIOS

#21 ; MIDFIELDER
DOB: APRIL 21, 1991
AGE: 27
HT: 5'2"
WT: 143

BIRTH PLACE: BARRANQUILLA, COLOMBIA
HOMETOWN: BARRANQUILLA, COLOMBIA
LAST CLUB: UNIAUTONOMA

Acquired

Signed with FC Dallas on February 20, 2015.

Professional

2018: Played in all regular season games for FCD for the second consecutive season, as well as two U.S. Open Cup games and two CONCACAF Championship League games...Tallied six goals and eight assists in all competitions...Scored his first MLS hat trick on July 28 vs. Sporting Kansas City... Made his 100th FCD appearance on May 5 vs. Los Angeles FC... Joined the 20/20 club with his 20th assist vs. San Jose Earthquakes on August 4, 2018, becoming the sixth player in team history to hit the milestone... Scored his sixth goal of the season in the Texas Derby on Sept. 1...**2017:** Appeared in all of the regular season games, three U.S. Open Cup games and four CONCACAF Championship League games... Finished the season with three goals and a career-high of 14 assists... Scored his first goal of the season on April 8 vs. Minnesota United FC... Mostly known for his goal scoring, Barrios' ability to beat defenders to the end line allowed him to create 63 chances for FCD to score this season... Finished in a four-way tie for fourth place in the MLS assist leaderboard... Recorded a franchise-record on June 3 with a three-assist performance against Real Salt Lake... Became the eighth player to record 10 assists in a single season with his pass to Roland Lamah on July 4 vs. D.C. United... Played 2,566 minutes... **2016:** Started in 30 regular season games, three U.S. Open Cup games, one CONCACAF Championship League game and both playoff games against Seattle... FCD had a 17-6-7 record in games he started... Played a total of 32 regular season games, four USOC games, three CONCACAF games and two playoff games... Finished the season with nine goals and two assists... Tied with Maxi Urruti for most goals made in FCD... Had 2 game winning assist and recorded 2,434 minutes played... Scored one CONCACAF goal on Aug. 4 against Real Estelí... **2015:** Made his MLS debut when he came on for Ryan Hollingshead in the 75th minute of Dallas' season-opening 1-0 win against San Jose... Played increasing minutes in his first eight appearances before scoring his first goal in the 73rd minute of a 3-0 win against New England on July 4... Scored two goals in his first 90-minute appearance of the season, a 4-1 win against Portland on July 25... Following his two-goal performance, Barrios played the full 90 minutes in 13 consecutive matches... Played 385 of 390 minutes for FC Dallas in playoffs. **2010-2014:** Spent four seasons with Uniautonoma... Made 136 appearances totaling 10,091 minutes for the Colombian first division side... Scored 35 goals in that time, 32 of which came between 2012 and 2014.



BRESSAN

#4 ; DEFENDER
DOB: JANUARY 15, 1993
AGE: 26
HT: 6'0"
WT: 174

INTERNATIONAL
HOMETOWN: CAXIAS DO SUL, BRAZIL
BIRTHPLACE: CAXIAS DO SUL, BRAZIL
LAST CLUB: GRÊMIO
PRONUNCIATION: BREH-SAHN

Acquired

FC Dallas signed Bressan using TAM on Dec. 21, 2018.

Professional

Bressan, 25, started his pro career with Brazilian Serie C team Juventude in 2010 and made his debut on March 21, 2010 for the 2010 Campeonato Gaúcho. In three seasons with Juventude, Bressan appeared in six matches. He was part of the squad that won the Copa FGF in back-to-back seasons. He also appeared in nine matches (four in 2010, four in 2011 and one in 2012) for the Campeonato Gaúcho Série A1 played in Brazilian state Rio Grande do Sul. In December 2012, Bressan signed with Grêmio. He made 36 appearances and scored one goal during the 2013 season. Since 2013, he's appeared in 103 games in Série A, 27 appearances in Campeonato Gaúcho Série A1, 11 appearances in Copa do Brasil and three appearances in Primeira Liga for Grêmio. He also added five goals across all domestic competitions. Bressan has appeared in 13 matches for Grêmio in Copa Libertadores play between 2013-2018 and was part of the team that won the 2017 Copa Libertadores, starting in three matches including Leg Two of the 2017 Final. In 2018, Bressan and Grêmio won the 2018 Campeonato Gaúcho. Bressan was in the 18-man roster when Grêmio beat Copa Sudamericana champion Independiente on away goals after a 1-1 aggregate draw in the 2018 Recopa Sudamericana. Bressan went to first-division team Flamengo on loan in 2015 and appeared in four games in Série A and three appearances in Copa do Brasil. He also appeared in eight matches in Campeonato Carioca, the third oldest championship league in Brazil, where he scored one goal. In 2016, he was loaned to Uruguayan Primera Division team Peñarol and appeared in 11 games. He also appeared in two Copa Sudamericana matches and scored one goal.

International

He was part of the Brazilian U-22s team that went to the 2015 Pan American Games in Canada, where he had four appearances.



REGGIE CANNON

#2 ; DEFENDER

DOB: JUNE 11, 1998

AGE: 20

HT: 5'11"

WT: 165

HOMEGROWN

BIRTH PLACE: CHICAGO, ILLINOIS

HOMETOWN: GRAPEVINE, TEXAS

COLLEGE: UCLA

Acquired

FC Dallas signed Reggie Cannon as the club's 18th Homegrown player on Dec. 22, 2016.

Professional

2018: Appeared in 33 MLS regular season games, one MLS playoff game, two CONCACAF Champion League games and two USOC games...scored one goal and tallied three assists on the season...Led the team with nine tackles on April 14 vs. New England Revolution... Scored his first MLS goal on May 19 vs. Vancouver Whitecaps... Led the team with six tackles on June 9 vs. Montreal Impact...Had a 92.9% passing accuracy on June 23 vs. New York Red Bulls...Was one of six Homegrowns to share the pitch against Chicago Fire, an MLS record... Notched his first assist on July 14 vs. Chicago Fire... Led the team with a 97.1% passing accuracy on July 21 vs. Houston Dynamo... Had a 94.3 passing accuracy percentage on Aug. 4 vs. San Jose...Registered his third assist of the season in a 4-3 loss to San Jose Earthquakes on Aug. 29...Had 15 passes and a 100% accuracy when passing in the opposition's half against the Columbus Crew on Sept. 15...Won all seven of his total duels and drew three fouls vs. Portland Timbers on Sept. 29...Had a team-high 91.9% pass success rate and six tackles vs. Sporting Kansas City on Oct. 21...2017: On June 14th, he made his pro debut in a 2-1 win against Tulsa Roughnecks in the Lamar Hunt U.S. Open Cup... He collected an assist in his second pro game in a 3-1 win against Colorado in U.S. Open Cup... On Sept. 3, he made his MLS debut as a sub in a draw against the New York Red Bull...

International

Received first U.S. Men's National Team call-up for friendlies against Colombia and Peru in Oct. 2018...Got his first senior cap and start against Peru on Oct. 17...Called up for USMT friendlies against England and Italy in Nov. 2018...

FC Dallas Academy

2017: Won the Gordon Jago Super Group Championship... One of three players to appear and start in all 20 matches... third on the team logging 1,753 minutes... named No. 8 on Top Drawer Soccer's Midseason Top 100 Freshman ranking... Top Drawer Soccer Preseason Freshman XI... tailed one point and contributed to five shutouts during the 2016 season... assisted on game-winning goal at No. 13 San Diego State on Oct. 8, 2016...

@REGGIECANNON15 @REGGIECANNON1



LET THE GOOD TIMES ROLL



1,500 HOTEL ROOMS
TWO 18-HOLE CHAMPIONSHIP GOLF COURSES
WORLD-CLASS GOLF ACADEMY
OVER 8,100 ELECTRONIC GAMES
65,000-SQUARE-FOOT CONVENTION CENTER
FULL-SERVICE SPA
99 TABLE GAMES

I-35 N • EXIT 1 • TX/OK BORDER
1.800.622.6317 • WWW.WINSTAR.COM



A PROUD
PARTNER OF





EDWIN CERRILLO

#33 ; MIDFIELDER
 DOB: OCTOBER 3, 2000
 AGE: 18
 HT: 5'10"
 WT: 180
 HOMEGROWN
 HOMETOWN: FRISCO, TEXAS
 BIRTHPLACE: WACO, TEXAS
 LAST CLUB: FC DALLAS ACADEMY
 PRONUNCIATION: CEH-REE-YO

Acquired
 FC Dallas signed Edwin Cerrillo as the club's 24th Homegrown player on Feb. 14, 2019.

Professional

FC Dallas Academy
 Cerrillo joined the FCD Academy in 2015. He scored 12 goals in 71 U.S. Soccer Development Academy matches since. Cerrillo scored in the 2016-17 U-16 Development Academy National Final in a 2-1 loss to Atlanta United FC.



CRISTIAN COLMÁN

#9 ; FORWARD
 DOB: FEB. 26, 1994
 AGE: 25
 HT: 6'0"
 WT: 174
 INTERNATIONAL
 BIRTH PLACE: SAN COSME Y DAMIÁN, PARAGUAY
 HOMETOWN: SAN COSME Y DAMIÁN, PARAGUAY
 LAST CLUB: NACIONAL ASUNCIÓN
 PRONUNCIATION: COAL-MAAN

Acquired
 FC Dallas signs forward Cristian Colmán as a Young Designated Player on Jan. 10, 2017.

Professional

2018: Appeared in 15 MLS games (6 starts), one CONCACAF Champions League game and one U.S. Open Cup game...Scored three goals in all competitions...Scored his first goal of the season on April 7 vs. Colorado Rapids...Had a game-high 74 touches on April 14 vs. New England...Scored his second goal of the season on May 30 vs. Los Angeles Galaxy...Led the team in total aerial duels with 21 vs. Vancouver Whitecaps on Sept. 23...Competed in 21 aerial duels vs. Portland Timbers on Sept. 29, winning 61.9% of them...**2017:** Appeared in 26 regular season games, four CONCACAF Champions League games, and three U.S. Open Cup games... Scored the opening goal and his first of the season in the 4-0 win in the first leg of the CCL quarterfinals against Arabe Unido... Scored in the 3-1 loss to Liga MX Pachuca CF in second leg of the CCL semifinals... Notched his first assist of the season and FCD's 1000th assist vs. Chicago Fire on May 25... Scored his first MLS brace in the 2-1 win vs. Montreal on July 22... Earned Team of the Week honors for Week 20 following his two goals against Montreal... Recorded 959 minutes played in his 26 appearances... **2014:** Scored his first Colmán began his professional career with Club Atlético on Feb. 3, 2014... found the back of the net 13 times in nearly 3,000 minutes with the club... transferred to Nacional Asunción following the 2014 season with Club Atlético and scored 18 goals in 65 appearances...

International

Colmán made three appearances for Paraguay's Under-23 National Team at the 2015 Pan American Games...Received first senior call-up for Paraguay National Team in Oct. 2018...



JESÚS FERREIRA

#27 ; FORWARD

DOB: DEC. 24, 2000

AGE: 18

HT: 5'8"

WT: 140

HOMEGROWN

BIRTH PLACE: SANTA MARTA, COLOMBIA

HOMETOWN: MCKINNEY, TEXAS

LAST CLUB: FC DALLAS ACADEMY

Acquired

FC Dallas signed Jesus Ferreira as the club's 16th Homegrown player, signed on Nov. 17, 2016.

Professional

2018: Made 14 appearances on loan to Tulsa Roughnecks FC, scoring six goals and making one assist... Scored his first professional hat trick while on loan with the Tulsa Roughnecks vs. Seattle Sounders II on Sept. 5... Was one of six Homegrowns to share the pitch against Chicago Fire, an MLS record... Made the FCD 18-man squad four times in 2018... Made a substitute appearance for FCD vs. Chicago Fire on July 14... **2017:** Scored and assisted on a goal in a pair of friendlies against Argentina's River Plate during the preseason... Made his MLS debut on June 3 vs Real Salt Lake at 16 years and 161 days old and scored his first goal in the 89th minute... Became the youngest in club history to make an appearance and second youngest in the MLS to score a goal...

FC Dallas Academy

Ferreira was part of the Under-16 FC Dallas Academy team that won the 2015-16 U.S. Soccer Development Academy Championship after going 23-2-0 during the regular season... since joining the Academy in 2013, Ferreira has scored 48 times in 50 starts... In the Generation adidas Cup in Kansas City, Ferreira netted 10 goals in three matches as the FC Dallas U-18 team went 3-0-0 with a goal differential of plus-13... Ferreira led the academy to its first victory in an international tournament... Ferreira scored three goals as the team took down Leicester City and Aspire Academy to win the Tri-Series Tournament in Qatar.

International



JESSE GONZALEZ

#1 ; GOALKEEPER

DOB: MAY 25, 1995

AGE: 23

HT: 6'4"

WT: 185

HOMEGROWN

BIRTH PLACE: EDENTON, NORTH CAROLINA

HOMETOWN: DALLAS, TEXAS

LAST CLUB: FC DALLAS ACADEMY

Acquired

FC Dallas signed Jesse Gonzalez as the club's 10th Homegrown player on March 21, 2013.

Professional

2018: Appeared in 21 MLS games, one playoff game, two CONCACAF Champions League games, and one USOC game... Conceded 36 goals and had six shutouts in 25 games in all competitions, for a 1.44 GAA... Had 63 saves, including two penalty saves in MLS... Started his first match of the season on May 25, his 23rd birthday, against Toronto FC and made nine saves, seven first-half saves... Made his 50th FCD start on June 9 vs. Montreal Impact and earned his second shutout... Was one of six Homegrowns to share the pitch against Chicago Fire, an MLS record... Had two punches and a 100% save rate in FCD's 0-0 tie with the Columbus Crew on Sept. 15... Made five saves and kept his sixth clean sheet of the season vs. Orlando City SC on Oct 6... Had three saves, including a PK save, vs. SKC on Oct. 21... **2017:** Became the starting goalkeeper for FC Dallas... started in 29 regular season games and one U.S. Open Cup game... He finished the season 8-8-13 with 75 saves and nine shutouts... Had Team of the Week honors for Week 6 and Week 31... Recorded a season-high of eight saves in the 3-0 loss against Atlanta United FC at the all-new Mercedes Benz Stadium on Sept. 10, made five stops in the opening 31 minutes of the match to keep it a 1-0 game going into halftime... Made four saves in the Orlando City FC match on Sept. 30 to keep the game a scoreless draw and secure his second clean sheet during week 30... Finished with 2,610 minutes, 1.38 GAA and 63.6 save percentage... **2016:** Started in six regular-season games, two US Open Cup games and four CONCACAF Champions League games... He finished the regular season 3-3-0 with 2 shutouts, including the season opener 2-0 win, and 12 saves... He recorded 540 minutes played... He went 2-2 during the CCL games. **2015:** At 20 years and 89 days old became the youngest player to start a match in goal in franchise history on Aug. 22 at Vancouver... In his second match, Gonzalez made four saves to become the youngest player in franchise history to record a win and a shutout in goal. He is the third-youngest goalkeeper behind B. Hamid (19) and Z. MacMath (20) to record a shutout... He was 7-3-1 with five shutouts during the regular season. He recorded a season-high six saves against Sporting KC on Sept. 18... He stopped two penalty kicks by Seattle players to help his team advance to Western Conference Final... His 0.91 goals against average led all goalkeepers in MLS this season. **2014:** Backed up goalkeepers Chris Seitz and Raul Fernandez seven times, including two of FC Dallas' three MLS Cup Playoff matches... Played 90 minutes for FC Dallas Reserves in a 3-0 loss to the Rochester Rhinos in a USL PRO match on July 11.

International

2017: Made a one-time switch to represent the US national team on international level after representing Mexico at the youth level... He was called up by the US national team for the 2017 Gold Cup knockout stage 23-man roster in July and again in November for an international friendly against Portugal... **2016:** He was called up by the Mexican Under-23 National Team training camp 4 times... Started in two Mexico U20 games and had six saves. **2015:** He was called up by the Mexican Under-23 National Team training camp, after declining to join the US national team's training camp in January... Made two saves in a penalty kick shootout, helping Mexico win the CONCACAF Under-20 Championship for the 13th time (vs. Panama 4-2 on PKs after a 1-1 draw) and qualify for the 2015 FIFA Under-20 World Cup by virtue of finishing top in its group.

Youth

Gonzalez made his first appearance with the FC Dallas Development Academy's U-16 team on Sept. 26, 2010... The FC Dallas Academy has an 18-8-6 record in matches in which Gonzalez has appeared... Between stints with FC Dallas' U-16 and U-18 Development Academy teams, the 6-4 goalkeeper has logged 2,145 minutes, collected five shutouts and allowed just 1.16 goals per 90 minutes played.



CARLOS GRUEZO

#7 ; MIDFIELDER
 DOB: APRIL 19, 1995
 AGE: 23
 HT: 5'7"
 WT: 148

HOMETOWN: SANTO DOMINGO, ECUADOR

LAST CLUB: VFB STUTTGART
 PRONUNCIATION: GROO-AY-ZO

Acquired
 Signed with FC Dallas as Designated Player on Jan. 23, 2016.

Professional
2018: Gruezo appeared in 31 regular season MLS games, one playoff game, two CONCACAF Champions League games and one U.S. Open Cup game...He scored three goals and had one assist in all competitions... Scored his first MLS goal on May 30 vs. LA Galaxy...Scored in the 3-2 loss vs. SKC in the USOC Round of 16... Scored his second MLS goal on July 14 vs. Chicago Fire...Notched his first assist of the season vs. Minnesota United on Aug. 18...Had 105 touches, one chance created and a 90.9% passing accuracy vs. Minnesota... Achieved a team-high 95.7% passing accuracy and won 75% of his duels vs. Columbus Crew on Sept. 15, the highest percentage of any player in the game... Led FCD with seven tackles and three interceptions, as well as winning all four of his duels vs. Portland Timbers on Oct. 31...**2017:** Appeared in 31 regular season games, four CCL games and one U.S. Open Cup game... He scored a vital goal in the CCL group stage, helping FC Dallas qualify for the quarterfinals... Assisted on forward Cristian Colman's goal in the 3-1 loss to Liga MX CF Pachuca in the CCL Semifinals on April 4... In 31 appearances, Gruezo had four assists; he assisted in two of midfielder Roland Lamah's goals on June 3 in the 6-2 win vs. Real Salt Lake, in one of Colman's goals in the 2-1 win vs. Montreal, and in one of Lamah's goals in the 5-1 win vs. LA Galaxy on Oct. 22...**2016:** Gruezo made his MLS debut on March 6 against Philadelphia... Started in 26 regular season games, three US Open Cup games and two CONCACAF Champions League games... Had two assists... Scored one goal in the 27th minute and had an assist in the 90th minute against Suchitepéquez, which pushed Dallas through to the quarterfinal round of the 2016-17 CONCACAF Champions League tournament... FC Dallas finished the regular season with a 15-3-7 record in matched he started... He finished the season with 2,240 minutes played.

International
 Gruezo, 20, joined Bundesliga side VfB Stuttgart after signing a four-year contract with the club in January 2014...Four months later Gruezo made his debut for Ecuador's senior national team as a second-half substitute versus the Netherlands on May 17...A few weeks later, he was named to Ecuador's 2014 FIFA World Cup squad...In the fall of 2014, Gruezo scored his first goal for Stuttgart in a 4-1 victory over Freiburg, becoming the first Ecuadorian player to score in the Bundesliga...Overall he made 18 appearances for Stuttgart and has made 23 for the Ecuador Men's National Team since 2014...Represented Ecuador's national team multiple times in 2016... Started in four Copa America games with the national team and recorded 331 minutes played... Started in one international friendly for the national team... Played in two CONMEBOL World Cup Qualifying games...2018: Played in friendlies against Qatar and Oman in October, captaining the team in the latter game...Called up for friendlies against Peru and Panama in November...



JACORI HAYES

#15 ; MIDFIELDER
 DOB: JUNE 29, 1995
 AGE: 23
 HT: 5'7"
 WT: 165

BIRTH PLACE: ANDREWS AIR FORCE BASE, MARYLAND
 HOMETOWN: BOWIE, MARYLAND
 COLLEGE: WAKE FOREST UNIVERSITY

PRONUNCIATION: JA-CORE-E

Acquired
 Selected by FC Dallas with the 18th overall pick in the 2017 MLS SuperDraft.

Professional
2018: Hayes appeared in 16 MLS games (10 starts) and one U.S. Open Cup game...He scored one goal and created one assist in all competitions...Led the team with five tackles and a 95.3% passing accuracy on March 18 vs. Seattle Sounders...Notched his first MLS career assist in the 1-1 draw on March 24 vs...Had a 91.5% passing accuracy on March 24 vs. Portland Timbers...Scored his first MLS career goal in the 1-0 win on April 14 vs. New England Revolution and was named to TOTW for Week 7...Led the team with five tackles on April 21 vs. Philadelphia Union...Led the team in tackles with five vs. San Jose on Aug. 29...**2017:** Logged 505 minutes in FCD preseason trip to Argentina... Made his MLS debut and start against Sporting Kansas City on March 11... Appeared in three regular season games and made the starting 18 in four regular season games, two CONCACAF Champions League and three U.S. Open Cup games... Loaned out to USL's Tulsa Roughnecks FC in June... Appeared in 10 matches and started in eight... Scored his first professional goal in the 3-0 win vs. Phoenix Rising on July 22... Recorded one goal and one assist in 763 minutes played...

College
 Hayes appeared in 81 matches for Wake Forest University since 2013... In four seasons, Hayes scored 15 times and had 15 assists... He was named a NSCAA First Team All-American in 2016... He earned a USSDA Eastern Conference Starting XI nod during his time with the Baltimore Bays in 2011-2012... Hayes was an All-American at Dematha Catholic High School...



CARDHOLDERS GET MORE



EXCLUSIVE EXPERIENCES

Use your Chase card to access exclusive game day experiences



SEASON TICKET BENEFITS

Discounts on Season ticket packages



MERCH OFFERS

20% off at the team store




CONCESSIONS OFFERS

\$3 off chips and Pepsi® combo



fcdallas.com/chase

Pepsi is a registered trademark of PepsiCo, Inc.
Chase discounts may not be combined with any other offers.
Subject to availability. Terms, conditions, restrictions apply.
Debit cards are provided by JPMorgan Chase Bank, N.A. Member FDIC.
Credit cards are issued by Chase Bank, USA, N.A.
© 2018 JPMorgan Chase & Co.



MATT HEDGES

#24 ; DEFENDER

DOB: APRIL 1, 1990

AGE: 28

HT: 6'4"

WT: 185

BIRTH PLACE: ROCHESTER, NEW YORK

HOMETOWN: CARMEL, INDIANA

COLLEGE: NORTH CAROLINA

Acquired

Selected by FC Dallas with the 11th overall pick of the 2012 MLS SuperDraft.

Professional

2018: Hedges appeared in 33 MLS regular season games, one playoff game, two CONCACAF Champions League games and two U.S. Open Cup games...he scored three goals and notched one assist in all competitions...Hedges was a second-half substitute in the 2018 MLS All-Star game against Juventus on Aug. 1...Named to the MLS Team of the Week following a 2-0 win on April 21 vs. Philadelphia...Scored his first goal of the season on July 21 vs. Houston and had a 94.8% passing accuracy...Scored a game-winning goal for his second of the season and led the team in defensive clearances and interceptions vs. Vancouver Whitecaps on Sept. 23...Had eight clearances and three interceptions vs. SKC on Oct. 21, leading FC Dallas in both categories...Scored a goal and led the team with three clearances vs. Portland Timbers on Oct. 31...**2017:** Hedges started in 27 regular season games, four CONCACAF Champions League games and one U.S. Open Cup game... Scored two goals... Was one of five players who found the back of the net in the season finale against LA Galaxy on Oct. 22, scored in the 41st minute... Anchored the back line that recorded 9 shutouts and started in all of Dallas' clean sheets... Was selected by All-Star and Chicago Fire head coach Veljko Paunovic, along with Hernan Grana, to represent the MLS in the MLS All-Star Game... Named to the MLS Team of the Week following a 0-0 draw in Sporting Kansas City on March 11 with a team-high six clearances and three interceptions, allowing only two shots on target... Had MLS Team of the Week honors for Week 10 and Week 31... Recorded 2,425 minutes played... **2016:** For the third consecutive season Hedges, was named FC Dallas defender of the year honors... Scored one regular-season goal in a 4-0 win over Orlando City SC on July 4... Added two vital goals in Dallas' Lamar Hunt U.S. Open Cup Championship run: the first tied the semifinal match against the Galaxy, 1-1, in overtime, the second came in the 40th minute of FCD's 4-2 victory against the New England Revolution in the final... Found the back of the net in an eventual 5-2 win against Suchitpequez, which pushed Dallas through to the quarterfinal round of the 2016-17 CONCACAF Champions League tournament... Anchored a back line that recorded 12 shutouts, the second-most in MLS behind Colorado (13)... On the field for 11 of Dallas' 12 clean sheets... Dallas allowed an average 0.88 goals per game with him on the field that number rose to 2.25 goals per game without... FCD finished the regular season with a 13-4-9 record in matches he started... **2015:** Started 34 of 35 matches played this season... Scored only goal of the season in the 77th minute versus Montreal Impact on May 23...Played 61 minutes versus Sporting KC on US Open Cup... Recorded one assist in the 86th minute versus LA Galaxy, setting up Harris on a 3-2 defeat... **2014:** Since making his professional debut on 4/5/12, Hedges appeared in 93 of FC Dallas' 97 regular season matches... Was named to the MLS Team of the Week a team-high five times... Was named team captain by head coach Oscar Pareja... Matched career highs in games started (32) and goals (3)... His first career assist was a game-winning assist in a 2-1 win against Toronto FC on 4/19... Hedges also scored in the 37th minute of that match to earn his first three-point game. **2013:** Logged career highs in games played (33), games started (32) and minutes played (2793) ... Also led FC Dallas in all three categories... Scored three goals... vs. Vancouver on April 27... vs. LA on Aug. 11 and vs. Seattle on Oct. 19. **2012:** Named Soccer by Ives' Rookie of the Week following Dallas' 2-1 win over Vancouver on Sept. 15... Hedges (1,932) overtook Zach Loyd (1,769 in 2010) for the most minutes played by a Dallas rookie in the 18th minute of Dallas' 1-1 draw with Chivas USA on Oct. 7... He finished the season with 2,022 minutes played and three goals.

International

2017: Capped four times... Got called up by Bruce Arena to USMNT for international friendlies against Venezuela for a 1-1 draw on June 3 and Ghana (2-1 win) on July 1... later returned to USMNT for the 2017 Gold Cup and started in the 3-2 win against Martinique and the 2-0 win against El Salvador... **2015:** Made his USMNT debut on February 8 in a friendly versus Panama when subbed in on the 72nd minute...The US went to win the match 2-0.

College

Hedges started 85 matches during his college career. He began his college soccer experience at Butler University, where he played three seasons, scoring 12 goals and compiling 72 shots as a defender. Hedges scored six goals and had one assist, while starting all 20 games as a member of a stout Tarheel defense, which won the 2011 NCAA Championship.



@MATT_HEDGES



@MHEDGES24



MOISES HERNANDEZ

#5 ; DEFENDER
DOB: MARCH 5, 1992
AGE: 26
HT: 6'0"
WT: 155

HOMETOWN: DALLAS, TEXAS
BIRTHPLACE: DALLAS, TEXAS
LAST CLUB: COMUNICACIONES

Acquired

FC Dallas signed former Homegrown player, defender Moises Hernandez on July 31, 2018.

Professional

2018: Loaned to San Antonio FC and made six appearances...Included in the 18-man squad three times...

First joined FC Dallas, along with Victor Ulloa and Ruben Luna as the club's second, third and fourth Homegrown players on July 30, 2010... He was loaned to Guatemalan side Comunicaciones in 2012, where he appeared in four matches... Hernandez was loaned to Costa Rican side Deportivo Saprissa for the second half of 2012 and the 2013 campaigns, appearing in 20 matches... Made his MLS debut in FCD's 2014 season opener, playing 90 minutes in a 3-2 win versus the Montreal Impact on March 8... Hernandez appeared in a total of 31 MLS matches between 2014 and 2015, before being loaned to Rayo OKC for the 2016 season... He appeared in 26 matches with one goal and one assist for the NASL side that season... Signed with Comunicaciones in 2017, appearing in 46 matches over the last two seasons.

Academy

Hernandez joined the FC Dallas Academy in 2008...

International

He was a member of the U.S. U-20 National Team and has made 15 appearances with the Guatemalan National Team...



RYAN HOLLINGSHEAD

#12 ; MIDFIELDER
DOB: APRIL 16, 1991
AGE: 27
HT: 6'1"
WT: 180

BIRTH PLACE: GRANITE BAY, CALIFORNIA
HOMETOWN: GRANITE BAY, CALIFORNIA
COLLEGE: UCLA

Acquired

Selected by FC Dallas with the 20th overall pick in the 2013 MLS SuperDraft.

Professional

2018: Hollingshead appeared in 18 MLS games (seven starts), one playoff game, two CONCACAF Champions League games and one U.S. Open Cup game...Scored one goal and registered three assists in total, all of which were in MLS play...Scored his first MLS goal of the season on May 30 vs. LA Galaxy and assisted on Colmán's goal...Had back-to-back assists on May 30 and June 2...Appeared in his 100th match on June 29 vs. Minnesota United...Touched the ball 77 times and competed in five aerial duels, the most in both categories for FC Dallas vs Orlando City on Oct. 6...Competed in 17 total duels and gained possession of the ball seven times vs. D.C. on Oct. 3, leading FC Dallas in both categories...**2017:** Was involved in an accident on Jan. 6 while providing roadside assistance to another vehicle that had wrecked... He suffered three different fractures to his cervical vertebrae but didn't require surgery... He would return to action in a home game against Sporting Kansas City on April 23... He would appear in 18 MLS matches, starting in 9... Played 820 minutes... Made the 18-man roster eight times... He tallied a goal and an assist in two games during US Open Cup play... He was named the MLS Works Humanitarian of the Year on Nov. 2... **2016:** Hollingshead started in 22 regular season matches, two US Open Cup games, 3 CONCACAF Championship League games and one playoff... FCD went 11-4-7 in matches he started... Scored in the 23rd minute on June 2 against Houston in a match that ended 1-1... Ended the season with two goals and 1 CONCACAF assist... **2015:** His best season so far, Hollingshead appeared in 37 matches for FCD, notching three goals and three assists...Scored his first playoff goal in the 68th minute against Portland Timbers in a match that ended 2-2...Consolidated as a left-back...Recorded 158 minutes of playing time in US Open Cup against OKC Energy and Sporting KC... **2014:** In his first season, Hollingshead appeared in 11 MLS matches after making his professional debut in a 2-1 loss in San Jose on May 31... Remained in the top 18 for 24 of the next 27 matches, including all three FC Dallas playoff games, after making his pro debut... Played a season-high 69 minutes in a 5-0 win in San Jose on Aug. 16. **2013:** Despite being drafted by Dallas in the second round of the MLS SuperDraft, Hollingshead decided to fulfill a promise to his brother Scott, helping to build a church in Sacramento called Harvest Bible Chapel instead of joining MLS.

College

2012: NSCAA Second-Team All-America selection... Pac-12 Player of the Year and first-team All-Pac-12 selection... First-team NSCAA All-Far West Region selection... Team captain... Earned first-team Pac-12 All-Academic honors and third-team Capital One Academic All-America honors... Named to the first-team Capital One Academic All-District team and was the Pac-12 Men's Soccer Scholar Athlete of the Year... Senior CLASS Award finalist... College Soccer News Second-Team All-American... Named to Top Drawer Soccer's National Team of the Season, earning second-team honors... Finished second in the Pac-12 with eight assists and led the team with 22 points (7G, 8A). **2011:** Earned second-team All-Pac-12 honors... First-team CoSIDA Academic All-District and second-team Pac-12 All-Academic... Finished third on the team with 13 points (3G, 7A) ... Named to the NCAA All-Tournament Team. **2010:** One of four players to start and play in all 22 games... Tied for third on the team with five assists... **2009:** Played in all 20 games and made 12 starts.



JIMMY MAURER

#20 ; GOALKEEPER
DOB: OCTOBER 14, 1988
AGE: 29
HT: 6'2"
WT: 165


HOMETOWN: LAWRENCEVILLE, GEORGIA
BIRTHPLACE: LAWRENCEVILLE, GEORGIA
LAST CLUB: NEW YORK COSMOS
PRONUNCIATION: JIM-EE MAHR-ER

Acquired
FC Dallas signed goalkeeper Jimmy Maurer on Dec. 14, 2017.

Professional
2018: Maurer started 13 MLS games and one U.S. Open Cup game...He made 31 saves and conceded 16 goals in MLS play, for a GAA of 1.23... Made his MLS and FC Dallas debut at the home opener on March 3...Earned his first MLS shutout on March 18 vs. Seattle Sounder... Earned his third shutout on April 21 vs. Philadelphia...Earned his fourth shutout on Aug. 18 vs. Minnesota United...2017: Spent last five seasons with the NASL's New York Cosmos... He became the club's full-time starter in 2014, earning NASL Best XI honors that season before helping New York to the NASL title in 2015 and 2016... He started 25 games for the Cosmos in 2017, finishing the season with a 9-5-11 record and a 1.48 goals-against average.

International
Spent 2012 with Universidad de Concepcion in the Chilean top flight.

College
Maurer was a four-year starter for the University of South Carolina, starting all 78 games for the Gamecocks.



CALLUM MONTGOMERY

#25 ; DEFENDER
DOB: MAY 14, 1997
AGE: 21
HT: 6'1"
WT: 185

BIRTH PLACE: NANAIMO, BRITISH COLUMBIA
HOMETOWN: VICTORIA, B. C.
COLLEGE: UNC CHARLOTTE
PRONUNCIATION: CAH-LUHM

Acquired
Selected by FC Dallas with the 4th overall pick in the 2019 MLS SuperDraft.

Professional
College
Montgomery played four seasons at the University of North Carolina-Charlotte. The defender started in 70 matches and scored 11 goals and seven assists for UNC. He was named to the United Soccer Coaches' First Team All-American and Conference USA Defender of the Year in 2018.



SANTIAGO MOSQUERA

#11 ; MIDFIELDER
DOB: FEBRUARY 7, 1995
AGE: 24
HT: 5'6"
WT: 185

INTERNATIONAL - DP
HOMETOWN: BUENAVENTURA, COLOMBIA
BIRTHPLACE: BUENAVENTURA, COLOMBIA
LAST CLUB: MILLONARIOS FC
PRONUNCIATION: SAN-TEA-AUG-O MOSS-KARE-A

Acquired
Signed with FC Dallas as a Young Designated Player on Feb. 12, 2018.

Professional
2018: Mosquera appeared in 29 MLS games (17 starts), one playoff game, two CONCACAF Champions League games and one U.S. Open Cup game...He scored six goals and added six assists in all competitions... Made his FC Dallas debut in the 1-0 loss against Tauro FC on Feb. 21...Earned the opening-day start vs. Real Salt Lake...Scored his first MLS goal on April 29 vs. New York City FC...Notched his first assist on May 5 vs. Los Angeles FC...Notched his third assist on May 25 vs. Toronto FC...Notched his fourth assist on June 29 vs. Minnesota... Scored his second goal on August 29 vs. San Jose Earthquakes... Scored two goals and created two chances in 4-2 win over Houston Dynamo on Sept. 1...Drew three fouls and scored a goal vs. Vancouver Whitecaps on Sept. 23—making it four goals in his last four games...Scored his sixth goal of the season in a substitute appearance vs ORL on Oct. 6... Registered an assist and five total shots vs. Portland Timbers on Oct. 31...**2017:** Mosquera made his professional debut as a 21-year-old on March 20, 2016. He has played 54 games and scored eight goals. Mosquera captured the 2017 Clausura title with Millonarios. He made one appearance for the club in Copa Libertadores.

Youth
Mosquera began his youth career with Pacifico FC. He then worked his way up through the Millonarios' youth system before becoming the leading scorer for the club's Under-20 squad.



THE OFFICIAL SPORTS NUTRITION
PARTNER OF FC DALLAS





JOHN NELSON

#26 ; DEFENDER
 DOB: JULY 11, 1998
 AGE: 20
 HT: 5'9"
 WT: 160
 GENERATION ADIDAS
 BIRTH PLACE: MEDINA, OHIO
 HOMETOWN: MEDINA, OHIO
 LAST CLUB: UNC CHAPEL HILL

Acquired
 Selected by FC Dallas with the 10th overall pick in the 2019 MLS SuperDraft.

Professional

College
 Nelson played two seasons with North Carolina starting in 41 matches for the Tar Heels. He was named to the 2017 All-ACC Freshman team and named to the second-team All-ACC member during his sophomore year. The Ohio-native is a Generations Adidas player.

International
 Nelson has been called up to U.S. youth national teams and competed in the 2015 FIFA U-17 World Cup in Chile.



ZDENEK ONDRASEK

#13 ; FORWARD
 DOB: DECEMBER 22, 1988
 AGE: 30
 HT: 6'1"
 WT: 174
 INTERNATIONAL
 HOMETOWN: STRAKONICE, CZECH REPUBLIC
 BIRTHPLACE: STRAKONICE, CZECH REPUBLIC
 LAST CLUB: WISŁA KRAKÓW
 PRONUNCIATION: ZZ-DEH-NIK OHN-DRA-SIK

Acquired
 Signed with FC Dallas on Dec. 18, 2018.

Professional
 Ondrášek, 29, was transferred to Polish first-division team Wisła Kraków in 2016, where he appeared in 66 matches in Ekstraklasa, scoring 20 goals and nine assists. He also scored one goal and one assist in three Polish Cup matches. Nicknamed "The Cobra", Ondrášek started his professional career with Czech second-division team, Ceské Budejovice in 2007. He appeared in 81 matches and scored 22 goals in five seasons. In 2009, he did a short-loan stint with Czech third-division team, FK Čáslav, where he scored four goals in 14 appearances. In 2012, he was loaned to Norwegian first-division club Tromsø IL where he had an impressive debut, scoring the game-winning goal in a 1-0 win against Fredrikstad FK after being subbed on in the 31st minute. Following his success during his loan, Tromsø IL signed him to a contract until 2015. He had 85 appearances in the Eliteserien league, 25 appearances in 1.divisjon, a second-division league, 13 appearances in the Norwegian Football Cup and 19 appearances in Europa League matches. He scored 55 goals and 17 assists across all competitions for Tromsø IL.

International
 He earned three caps for the Czech Republic U-21 National Team in 2011.



MARQUINHOS PEDROSO

#6 ; DEFENDER
 DOB: OCTOBER 4, 1993
 AGE: 25
 HT: 5'10"
 WT: 170

INTERNATIONAL
 HOMETOWN: FLORIANÓPOLIS, BRAZIL
 BIRTHPLACE: TUBARÃO, BRAZIL
 LAST CLUB: FERENCVÁROS
 PRONUNCIATION: MAR-KEE-NEE-OHS PEH-DROH-ZOH

Acquired
 Signed with FC Dallas using TAM on July 5, 2018.

Professional
2018: Started in his first MLS match on July 28 vs. Sporting Kansas City...Had a 92.7 passing accuracy percentage and two chances created on Aug. 4 vs. San Jose Earthquakes...Led the team with six tackles and 80 touches on Aug. 12 vs. Seattle Sounders...Had 94 touches, two chances created and a 94.2% passing accuracy on Aug. 18 vs. Minnesota United...Recorded a 96.3% passing accuracy vs. Vancouver Whitecaps on Sept. 23, including a 92.3% accuracy when passing inside the opposition's half...Had 75 touches and three tackles vs Portland Timbers on Sept. 29, more than any other player in the game...Led FC Dallas with 26 passes in the opposition's half, three open-play crosses, six clearances and three interceptions vs. Colorado Rapids on Oct. 28... **2017:** Has made 108 appearances (98 starts) in Brazilian (70/63), Turkish (15/15) and Hungarian (23/20) first division matches since 2012... A dual citizen of Brazil and Italy, he made his professional debut at 18 years old for Figueirense... He has also appeared for Grêmio (Brazil), Gaziantepspor (Turkey) and Ferencváros (Hungary), finishing second in the Hungarian first division last season...



PAXTON POMYKAL

#19 ; MIDFIELDER
 DOB: DEC. 17, 1999
 AGE: 19
 HT: 5'7"
 WT: 145

HOMEGROWN
 BIRTH PLACE: LEWISVILLE, TEXAS
 HOMETOWN: HIGHLAND VILLAGE, TEXAS
 LAST CLUB: FC DALLAS ACADEMY
 PRONUNCIATION: PAW-ME-CUL

Acquired
 FC Dallas signed Paxton Pomykal as th club's 15th Homegrown player on Sept. 8, 2016.

Professional
2018: Pomykal appeared in six MLS games (one start) and one U.S. Open Cup game... Made his first appearance since March 18, 2017, subbing in for Hayes on March 18 vs. Seattle Sounders...Was a halftime substitute in the 2018 MLS Homegrown Game against Tigres U-20s...Made his second FCD appearance on June 23 vs. NY Red Bulls...Was one of five Homegrowns to start the match against Minnesota United, a franchise record...Was one of six Homegrowns to share the pitch against Chicago Fire, an MLS record...Made a substitute appearance vs. Sporting Kansas City on July 28...Included in the 18-man squad an additional four times...**2017:** Played 437 minutes in his first preseason with FC Dallas against some of the top teams in Argentina's first division... Scored twice in FCD's 2-0 win against SMU on Feb. 19... Picked up an assist in a 2-2 draw vs. Racing on Feb. 11... Made his professional debut on March 1, in a CONCACAF Champions League quarterfinal match against Arabe Unido... He started twice for FCD against Sporting Kansas City and New England Revolution... Started two US Open Cup matches... Was selected for the 2017 MLS Homegrown Game...

FC Dallas Academy
2017: Helped win the Dr. Pepper Dallas Cup's Gordon Jago Super Group for FCD's U-18 team on April 16... Called up to represent the US U-18 in Spain from Oct. 1 to Oct. 10... Pomykal was named to the U.S. Soccer Development Academy's Central Conference Starting XI after helping the FC Dallas Academy claim both the U-16 and U-18 National Championships... made 15 appearances for the U-16 team in the 2015 season, scored eight goals for the 23-2-0 Frontier Division Champions before moving up to play with the U-18 team on April 9, 2016... Pomykal played in 10 matches for the U-18 side and scored two goals.

International
2017: Called up on April 18th for Slovakian Cup where he scored a goal during a match against Belarus... He was a member of the U.S. U-18 National Team... netted a goal in the 39th minute of a 4-2 win against the Czech Republic to help his team lift the 2016 Vacalv Jezek Tournament Championship on Aug. 20... Also played in the 2015 adidas Generation Cup in Germany and trained with several top clubs in Europe...



GET 20% OFF

Use a Chase® credit or debit card and get 20% off at the Team Store.



Debit cards are provided by PNC/Morgan Chase Bank, N.A. Member FDIC. Credit cards are issued by Chase Bank USA, N.A. Account subject to credit review. © 2019 Morgan Chase & Co. Discount applies to team merchandise only and not to applicable taxes or other charges. Offer not valid on previous purchases and cannot be combined. Offer may be revoked or modified at any time without notice and is subject to availability. Other restrictions/exclusions apply.

BRYAN REYNOLDS



#29 ; DEFENDER

DOB: JUNE 28, 2001

AGE: 17

HT: 6'3"

WT: 170

HOMEGROWN

BIRTH PLACE: FORT WORTH, TEXAS

HOMETOWN: FORT WORTH, TEXAS

LAST CLUB: FC DALLAS ACADEMY

Acquired

FC Dallas signed Bryan Reynolds as the club's 17th Homegrown player on Nov. 22, 2016.

Professional

2018: Part of the 18-man squad vs. DCU on Oct 13...

FC Dallas Academy

Reynolds was part of the Under-16 FC Dallas Academy team that won the 2015-16 U.S. Soccer Development Academy Championship... In the Generation adidas Cup in Kansas City, Reynolds scored five goals in three matches as the FC Dallas U-18 team went 3-0-0 with a goal differential of plus-13...

International

2017: Called up to CONCACAF U-17 where he scored a goal in a 6-2 win against Cuba... Scored a goal in a friendly against Jamaica in April... On Sept. 21, he was called up to the U-17 World Cup in India where he appeared as a sub for one match against England's U-17 team... Reynolds scored one goal for the U.S. U-17 National Team in 38 minutes of action during a pair of friendlies against the Jamaican U-17 National Team...



THOMAS ROBERTS

#23 ; MIDFIELDER

DOB: MAY 11, 2001

AGE: 17

HT: 5'11"

WT: 150

HOME GROWN

HOMETOWN: LITTLE ROCK, ARKANSAS

BIRTHPLACE: LITTLE ROCK, ARKANSAS

LAST CLUB: FC DALLAS ACADEMY

Acquired

FC Dallas signed Thomas Roberts as the club's 23rd Homegrown player on July 25, 2018.

Professional

Academy

Joined the FC Dallas Academy in 2013 and has appeared in 77 U.S. Soccer Development Academy games over three seasons with 16 goals... Along with Chris Richards, Roberts spent 10 days on loan with FC Bayern Munich early 2018 through the elite player development partnership between the two clubs...

International

Roberts was a member of the U.S. U-17 National Team...

Personal

First Arkansan to sign for FC Dallas.



@THOMASROBERTS



@THOMASROBERTS



DANTE SEALY

-- ; FORWARD

DOB: APRIL 17, 2003

AGE: 15

HT: 5'10"

WT: 135

HOME GROWN

HOMETOWN: FRISCO, TEXAS

BIRTHPLACE: BROOKLYN, NEW YORK

LAST CLUB: FC DALLAS ACADEMY

Acquired

FC Dallas signed Dante Sealy as the club's 25th Homegrown Player on Feb. 26, 2019.

Professional

International

Sealy has been called up to represent the U.S. Youth National Team at different levels, including the U-17 National Team in 2017 and most recently attending a U-16 National Team camp in September 2018. Sealy was also part of the U-16 USYNT that finished third at Torneo delle Nazioni in Italy in April 2018. The 15-year-old holds dual eligibility for both the U.S. and Trinidad and Tobago federations.



BRANDON SERVANIA

#18 ; MIDFIELDER
 DOB: MARCH 12, 1999
 AGE: 18
 HT: 5'10"
 WT: 160
 HOMETOWN: DALLAS, TEXAS
 BIRTHPLACE: BIRMINGHAM, ALABAMA
 LAST CLUB: WAKE FOREST DEMON DEACONS
 PRONOUNCIATION: BRAN-DEN SER-VAIN-YA

Acquired
 FC Dallas signed Brandon Servania as the club's 19th Homegrown player on January 3, 2018.

Professional
2018: Played 16 games on loan for Tulsa Roughnecks FC...

Academy
 Servania joined the FC Dallas Academy in 2015 and was a member of the U-16 team that brought home the 2016 U.S. Soccer Development Academy National Championship and the U-18 team that captured the club's first Gordon Jago Dallas Cup Super Group title in 2017...

College
 Started 20 games for Wake Forest during the 2017 season as a freshman, scoring three goals and adding 11 assists as the Demon Deacons reached the Quarterfinal round of the 2017 NCAA College Cup...

International
2018: Made five appearances for U.S. Men's National Team U-20s...Scored two goals...Scored his first goal in CONCACAF U-20 Championship against Trinidad and Tobago on November 6... Scored his second goal two days later St. Vincent and the Grenadines...



EMA TWUMASI

#22 ; FORWARD
 DOB: MAY 18, 1997
 AGE: 22
 HT: 5'8"
 WT: 160
 INTERNATIONAL - GA
 BIRTHPLACE: ACCRA, GHANA
 HOMETOWN: ACCRA, GHANA
 COLLEGE: WAKE FOREST
 PRONOUNCIATION: EE-MA TWO-MA-SEE

Acquired
 Selected by FC Dallas with the 11th overall pick in the 2018 MLS SuperDraft.

Professional
2018: Twumasi made one substitute appearance in MLS, one appearance in the U.S. Open Cup and made six appearances on loan at Oklahoma Energy FC with one assist... Made his FC Dallas debut in the 4th Round of USOC on June 6...Part of the 18-man squad in the Round of 16 of the USOC vs. Sporting Kansas City on June 16....Made the 18-man squad vs. New York Red Bulls on June 23... Made his MLS debut on July 7 vs. Real Salt Lake....Was part of the 18-man roster vs. Houston Dynamo on Aug. 23...Loaned to Oklahoma City Energy FC making six appearances and tallying one assist...

College
 Scored 16 goals and had 11 assists in two seasons at Wake Forest University.

Youth
 Part of the Right to Dream Academy from Ghana along with teammate Francis Atuahene, Philadelphia Union midfielder David Accam, Philadelphia Union defender Josh Yaro, Columbus Crew midfielder Mohammad Abu and LA Galaxy's Emmanuel Boateng... Right to Dream Academy creates opportunities for African youth players by focusing on teamwork, community service and academics through soccer... Right to Dream Academy is based in Atimpoku, Ghana.



RETO ZIEGLER

#3 ; DEFENDER
DOB: JANUARY 16, 1986
AGE: 33
HT: 6'0"
WT: 176

INTERNATIONAL
HOMETOWN: GENÈVE, SWITZERLAND

LAST CLUB: FC LUZERN
PRONUNCIATION: REH-TOW ZEE-GLUR

Acquired:
Signed with FC Dallas on January 2, 2018.

Professional
2018: Ziegler appeared in 29 MLS games (all starts), one playoff game, two CONCACAF Champions League games and one U.S. Open Cup game...Scored four goals in MLS play... Had a game-high 96 touches and 86 passes with an 83.7% passing accuracy on March 24 vs. Portland Timbers...Had a 91.3% passing accuracy on April 7 vs. Colorado Rapids...Had a 90.9% passing accuracy on May 12 vs. LA Galaxy...Scored his first MLS goal on June 2 vs. Los Angeles FC...Scored his second goal on July 4 vs. Atlanta United...Scored his third goal on July 14 vs. Chicago Fire...Had a 93.9% passing accuracy on July 21 vs. Houston Dynamo... Scored his fourth goal of the season with a penalty in a 4-2 win vs. Houston Dynamo on Sept. 1...Led the team with 83 passes, 29 of which were in the opposition's half vs. Columbus Crew on Sept. 15 and had seven defensive clearances, four more than any other FC Dallas player... Led the team with seven clearances and two interceptions vs. Portland Timbers on Sept. 29.... Won 100% of his aerial duels vs. Sporting Kansas City on Oct. 21...

Prior to signing with FC Dallas Ziegler spent the last four seasons in Switzerland's top league after 145 appearances in Italy's Serie A and 34 appearances in the English Premier League for Tottenham and Wigan Athletic. Since the start of the 2015-2016 season, he has made 64 starts and has scored 13 goals.

International
A member of the Swiss National Team, the defender has earned 34 caps all-time and has been named to two World Cup squads (2010 and 2014), starting all three games during Switzerland's 2010 tournament...



KYLE ZOBECK

#30 ; GOALKEEPER
DOB: FEBRUARY 6, 1990
AGE: 29
HT: 6'0"
WT: 180

HOMETOWN: CORALVILLE, IOWA
BIRTHPLACE: CORALVILLE, IOWA
LAST CLUB: NEW YORK COSMOS

Acquired:
Signed with FC Dallas on Feb. 21, 2018.

Professional
2018: Included in the FC Dallas 18-man squad nine times...28-year-old goalkeeper was originally selected by FC Dallas in the second round of the 2013 MLS Supplemental Draft. Zobeck joined NASL side, New York Cosmos ahead of the 2014 season and made his professional debut vs. Minnesota United on Aug. 23, 2014. He finished the 2014 season with a 1-2-1 record after making 10 saves. Zobeck won a NPSL championship with New York Cosmos B in 2015 and NASL championship in 2016 .

College
Zobeck played four seasons at Valparaiso, where he put together the best goalkeeping season in program history as a redshirt junior in 2011. That season the Iowa native posted a GAA of 0.66 in 20 games, recording 51 saves and 11 shutouts. Horizon League Best Goalkeeper of the Year in 2011 and 2012. In his career with the Crusaders, Zobeck played in 53 games, recording 185 saves and 19 clean sheets.

2018 FC DALLAS ROSTER PRONUNCIATIONS

NUMERICAL WITH PRONUNCIATION

| NO. | PLAYER | PRONUNCIATION | AGE | PLACE OF BIRTH | LAST CLUB |
|-----|--------------------|------------------------------|-----|----------------------------------|------------------------|
| 1 | Jesse Gonzalez | | 23 | Edenton, North Carolina | FC Dallas Academy |
| 2 | Reggie Cannon | | 20 | Chicago, Illinois | FC Dallas Academy |
| 3 | Reto Ziegler | REH-tow ZEE-glur | 33 | Genève, Switzerland | FC Luzern |
| 4 | Bressan | BREH-sahn | 26 | Caxias do Sul, Brazil | Grêmio |
| 5 | Moises Hernandez | | 26 | Dallas, Texas | Comunicaciones |
| 6 | Marquinhos Pedroso | mar-KEE-nee-ohs peh-DROH-zoh | 25 | Tubarão, Brazil | Figueirense FC |
| 7 | Carlos Guezo | Groo-ay-zo | 23 | Santo Domingo, Ecuador | VfB Stuttgart |
| 8 | Bryan Acosta | ah-COST-a | 25 | La Ceiba, Honduras | CD Tenerife |
| 9 | Cristian Colmán | Coal-MAHN | 24 | San Cosme y Damián, Paraguay | Nacional Asunción |
| 10 | Pablo Aránguiz | ah-RAHN-geese | 21 | Independencia, Chile | Unión Española |
| 11 | Santiago Mosquera | San-tea-AUG-O Moss-care-A | 24 | Buenaventura, Colombia | Millonarios FC |
| 12 | Ryan Hollingshead | | 27 | Granite Bay, California | UCLA |
| 13 | Zdenek Ondrášek | zz-DEH-nik OHN-drah-sik | 30 | Strakonice, Czech Republic | Wisla Krakow |
| 14 | Dominique Badji | BAH-jee | 26 | Dakar, Senegal | Colorado Rapids |
| 15 | Jacori Hayes | Ja-CORE-E | 23 | Andrews Air Force Base, Maryland | Wake Forest |
| 17 | Francis Atuahene | At-two-A-hen-A | 22 | Accra, Ghana | University of Michigan |
| 18 | Brandon Servania | Ser-VAIN-ya | 19 | Birmingham, Alabama | Wake Forest |
| 19 | Paxton Pomykal | PAW-meh-Cul | 19 | Lewisville, Texas | FC Dallas Academy |
| 20 | Jimmy Maurer | MAHR-er | 30 | Lawrenceville, Georgia | New York Cosmos |
| 21 | Michael Barrios | Bar-e-oose | 27 | Barranquilla, Colombia | Uniautónoma |
| 22 | Ema Twumasi | Ee-ma Two-ma-see | 21 | Accra, Ghana | Wake Forest |
| 23 | Thomas Roberts | | 17 | Little Rock, Arkansas | FC Dallas Academy |
| 24 | Matt Hedges | | 28 | Carmel, Indiana | UNC |
| 25 | Callum Montgomery | CA-luhm | 21 | Nanaimo, British Columbia | UNC-Charlotte |
| 26 | John Nelson | | 20 | Medina, Ohio | UNC |
| 27 | Jesus Ferreira | Fa-Rare-A | 18 | Santa Marta, Colombia | FC Dallas Academy |
| 29 | Bryan Reynolds | | 17 | Fort Worth, Texas | FC Dallas Academy |
| 30 | Kyle Zobeck | Zo-behk | 29 | Coralville, Iowa | New York Cosmos |
| 33 | Edwin Cerrillo | ceh-REE-yoh | 18 | Waco, Texas | FC Dallas Academy |
| | Dante Sealy | Seal-lee | 15 | Brookly, New York | FC Dallas Academy |

TECHNICAL STAFF WITH PRONUNCIATION

| TITLE | NAME | PRONUNCIATION |
|------------------------|----------------|------------------------|
| TECHNICAL DIRECTOR | André Zanotta | ahn-dreh zah-noh-tah |
| DIRECTOR OF OPERATIONS | Marco Ferruzzi | mahr-coh fer-roo-zee |
| HEAD COACH | Luchi Gonzalez | loo-chee gohn-zah-lehz |
| ASSISTANT COACH | Mikey Varas | my-key vah-rahs |
| ASSISTANT COACH | Peter Luccin | pee-tehr luk-sihn |
| GOALKEEPER COACH | Drew Keeshan | drew key-shawn |

FOR THOSE WHO LOVE IMPRESSIVE STATS: HERE ARE A FEW MORE.

THE 2019 RAV4

- REARVIEW MIRROR: Digital Image Display
- DISPLAY: 8-Inch, Multi-Informational
- ROOF: Power Tilt/Slide Moonroof
- DEVICE CHARGING: Wireless



TOYOTA



The Official Vehicle of FC Dallas

The all-new, redesigned 2019 Toyota RAV4 helps you follow the team wherever they may go. toyota.com/rav4



SEASONS IN REVIEW



2018 SEASON



RECORD
16-19-9, 57 pts

HEAD COACH
Oscar Pareja: 78-49-43

PLAYOFFS
0-1-0

MLS HONORS
Matt Hedges - MLS All-Star

| # | POS | PLAYER | GP | GS | MIN | G | A | SHT | SOG | FC | FS | OFF | CK | C | E |
|--------------------|-----|-----------------------|----|----|------|----|----|-----|-----|-----|-----|-----|-----|----|---|
| 16 | F | DOMINIQUE BADJI (TOT) | 26 | 24 | 1963 | 9 | 3 | 59 | 23 | 51 | 39 | 17 | 0 | 6 | 0 |
| 16 | F | DOMINIQUE BADJI (DAL) | 10 | 9 | 620 | 2 | 1 | 11 | 4 | 8 | 8 | 7 | 0 | 0 | 0 |
| 37 | F | MAXIMILIANO URRUTI | 33 | 30 | 2735 | 8 | 11 | 117 | 35 | 31 | 49 | 12 | 34 | 3 | 0 |
| 20 | M | ROLAND LAMAH | 29 | 21 | 1865 | 8 | 6 | 37 | 14 | 14 | 28 | 17 | 1 | 4 | 0 |
| 21 | M | MICHAEL BARRIOS | 34 | 29 | 2536 | 6 | 6 | 59 | 29 | 33 | 23 | 15 | 40 | 4 | 0 |
| 11 | M | SANTIAGO MOSQUERA | 29 | 17 | 1589 | 6 | 5 | 61 | 21 | 21 | 27 | 6 | 24 | 0 | 0 |
| 3 | D | RETO ZIEGLER | 29 | 29 | 2570 | 4 | 0 | 15 | 7 | 20 | 15 | 1 | 1 | 2 | 3 |
| 10 | M | MAURO DIAZ | 12 | 9 | 807 | 2 | 8 | 20 | 5 | 9 | 29 | 2 | 42 | 3 | 0 |
| 7 | M | CARLOS GRUEZO | 31 | 28 | 2508 | 2 | 1 | 28 | 6 | 49 | 11 | 1 | 0 | 8 | 0 |
| 13 | F | TESHO AKINDELE | 19 | 5 | 577 | 2 | 0 | 9 | 7 | 9 | 5 | 3 | 0 | 0 | 0 |
| 9 | F | CRISTIAN COLMAN | 15 | 6 | 606 | 2 | 0 | 21 | 11 | 10 | 7 | 8 | 0 | 0 | 1 |
| 24 | D | MATT HEDGES | 33 | 33 | 2925 | 2 | 0 | 15 | 7 | 30 | 12 | 0 | 0 | 8 | 0 |
| 2 | D | REGGIE CANNON | 33 | 33 | 2921 | 1 | 3 | 10 | 4 | 18 | 42 | 0 | 1 | 4 | 0 |
| 12 | D | RYAN HOLLINGSHEAD | 18 | 7 | 766 | 1 | 3 | 11 | 7 | 6 | 7 | 4 | 0 | 0 | 0 |
| 23 | M | *KELLYN ACOSTA | 13 | 8 | 674 | 1 | 2 | 9 | 2 | 10 | 9 | 0 | 4 | 0 | 0 |
| 8 | M | VICTOR ULLOA | 27 | 25 | 2172 | 1 | 2 | 12 | 3 | 16 | 16 | 0 | 27 | 1 | 0 |
| 15 | M | JACORI HAYES | 16 | 10 | 998 | 1 | 1 | 8 | 4 | 17 | 28 | 0 | 0 | 2 | 0 |
| 31 | D | MAYNOR FIGUEROA | 16 | 11 | 1008 | 1 | 0 | 14 | 6 | 9 | 3 | 0 | 0 | 2 | 0 |
| 6 | D | ANTON NEDYALKOV | 9 | 9 | 770 | 0 | 1 | 6 | 1 | 5 | 7 | 0 | 0 | 1 | 0 |
| 44 | M | ABEL AGUILAR | 4 | 1 | 131 | 0 | 0 | 3 | 0 | 4 | 2 | 0 | 0 | 0 | 0 |
| 10 | M | PABLO ARANGUIZ | 9 | 3 | 282 | 0 | 0 | 7 | 3 | 5 | 8 | 0 | 9 | 0 | 0 |
| 27 | F | JESUS FERREIRA | 1 | 0 | 3 | 0 | 0 | 2 | 0 | 0 | 0 | 0 | 0 | 0 | 0 |
| 1 | G | JESSE GONZALEZ | 21 | 21 | 1890 | 0 | 0 | 0 | 0 | 0 | 5 | 0 | 0 | 5 | 0 |
| 14 | G | JIMMY MAURER | 13 | 13 | 1170 | 0 | 0 | 0 | 0 | 1 | 4 | 0 | 0 | 1 | 0 |
| 6 | D | MARQUINHOS PEDROSO | 13 | 13 | 1170 | 0 | 0 | 7 | 1 | 23 | 9 | 2 | 0 | 3 | 0 |
| 19 | M | PAXTON POMYKAL | 6 | 1 | 125 | 0 | 0 | 0 | 0 | 1 | 2 | 0 | 6 | 0 | 0 |
| 32 | D | KRIS REAVES | 2 | 2 | 168 | 0 | 0 | 0 | 0 | 1 | 0 | 1 | 0 | 0 | 0 |
| 22 | F | EMA TWUMASI | 1 | 1 | 45 | 0 | 0 | 1 | 0 | 1 | 0 | 0 | 0 | 0 | 0 |
| 17 | F | FRANCIS ATUAHENE | 0 | 0 | 0 | 0 | 0 | 0 | 0 | 0 | 0 | 0 | 0 | 0 | 0 |
| 34 | D | JORDAN CANO | 0 | 0 | 0 | 0 | 0 | 0 | 0 | 0 | 0 | 0 | 0 | 0 | 0 |
| 5 | D | MOISES HERNANDEZ | 0 | 0 | 0 | 0 | 0 | 0 | 0 | 0 | 0 | 0 | 0 | 0 | 0 |
| 29 | F | BRYAN REYNOLDS | 0 | 0 | 0 | 0 | 0 | 0 | 0 | 0 | 0 | 0 | 0 | 0 | 0 |
| 23 | M | THOMAS ROBERTS | 0 | 0 | 0 | 0 | 0 | 0 | 0 | 0 | 0 | 0 | 0 | 0 | 0 |
| 18 | M | BRANDON SERVANIA | 0 | 0 | 0 | 0 | 0 | 0 | 0 | 0 | 0 | 0 | 0 | 0 | 0 |
| 30 | G | KYLE ZOBECK | 0 | 0 | 0 | 0 | 0 | 0 | 0 | 0 | 0 | 0 | 0 | 0 | 0 |
| OWN-GOALS RECEIVED | | | | | | 2 | | | | | | | | | |
| TEAM TOTALS | | | 34 | 34 | 3060 | 52 | 50 | 483 | 177 | 351 | 382 | 79 | 189 | 51 | 4 |
| OPPONENT TOTALS | | | 34 | 34 | 3060 | 44 | 36 | 441 | 139 | 382 | 351 | 43 | 170 | 55 | 6 |

GAME-WINNING GOALS: ROLAND LAMAH 4, SANTIAGO MOSQUERA 2, MAXIMILIANO URRUTI 1, MATT HEDGES 1, JACORI HAYES 1, CARLOS GRUEZO 1, MAYNOR FIGUEROA 1, MAURO DIAZ 1, MICHAEL BARRIOS 1, TESHO AKINDELE 1, KELLYN ACOSTA 1.

GAME-WINNING ASSISTS: MAXIMILIANO URRUTI 3, MICHAEL BARRIOS 3, VICTOR ULLOA 2, SANTIAGO MOSQUERA 2, MAURO DIAZ 2, ROLAND LAMAH 1, RYAN HOLLINGSHEAD 1, KELLYN ACOSTA 1.

PENALTY KICK GOALS/ATTEMPTS: RETO ZIEGLER 2-3, MAURO DIAZ 2-2, ROLAND LAMAH 0-1

FC DALLAS INDIVIDUAL GOALKEEPING

| # | POS | GOALKEEPER | GP | GS | MIN | SHTS | SV | GA | GAA | PG | PA | W | L | T | SO |
|-----------------|-----|----------------|----|----|------|------|-----|----|------|----|----|----|----|---|----|
| 1 | G | JESSE GONZALEZ | 21 | 21 | 1890 | 92 | 63 | 28 | 1.33 | 3 | 5 | 11 | 7 | 3 | 6 |
| 14 | G | JIMMY MAURER | 13 | 13 | 1170 | 47 | 32 | 16 | 1.23 | 2 | 2 | 5 | 2 | 6 | 4 |
| TEAM TOTALS | | | 34 | 34 | 3060 | 139 | 95 | 44 | 1.29 | 5 | 7 | 16 | 9 | 9 | 10 |
| OPPONENT TOTALS | | | 34 | 34 | 3060 | 177 | 124 | 52 | 1.53 | 4 | 6 | 9 | 16 | 9 | 6 |

2018 REGULAR SEASON GAME-BY-GAME

| DATE | OPPONENT | RESULT | ATT. | W-L-T | NOTES: |
|----------|-----------------|--------|--------|--------|--|
| 3/3/18 | Real Salt Lake | T 1-1 | 16,116 | 0-0-1 | DAL: own Goal (86); RSL: Plata (25) |
| 3/18/18 | Seattle | W 3-0 | 13,310 | 1-0-1 | DAL: Lamah (20,63) Urruti (58) |
| 3/24/18 | Portland | T 1-1 | 13,851 | 1-0-2 | DAL: Lamah (36); POR: Blanco (47) |
| 4/7/18 | Colorado | T 1-1 | 13,147 | 1-0-3 | DAL: Colmán (89); COL: Mason (62) |
| 4/14/18 | @New England | W 1-0 | 11,508 | 2-0-3 | DAL: Hayes (76) |
| 4/21/18 | Philadelphia | W 2-0 | 13,326 | 3-0-3 | DAL: Díaz (64) Urruti (74) |
| 4/29/18 | @NYC FC | L 1-3 | 22,115 | 3-1-3 | DAL: Mosquera (10); NYC: Medina (3) Villa (36,69) |
| 5/5/18 | @LAFC | T 1-1 | 22,000 | 3-1-4 | DAL: Urruti (55); LFC: Beitashour (9) |
| 5/12/18 | LA Galaxy | W 3-2 | 18,355 | 4-1-4 | DAL: Urruti (28) Lamah (44,52); LA: Kamara (47) Boateng (83) |
| 5/19/18 | Vancouver | T 2-2 | 13,907 | 4-1-5 | DAL: Cannon (40) Urruti (78); VAN: OG (82) Kamara (100+) |
| 5/25/18 | @Toronto FC | W 1-0 | 27,549 | 5-1-5 | DAL: Urruti (11) |
| 5/30/18 | @LA Galaxy | W 3-2 | 18,003 | 6-1-5 | DAL: Hollingshead (33) Colmán (40) Gruezo (66); LA: Ibrahimovic (69,97+) |
| 6/2/18 | Los Angeles FC | W 2-1 | 14,022 | 7-1-5 | DAL: Ziegler (25) Lamah (51); LFC: Diomande (61) |
| 6/9/18 | Montreal | W 2-0 | 13,506 | 8-1-5 | DAL: OG (5) Díaz (18) |
| 6/23/18 | @NY Red Bulls | L 0-3 | 20,827 | 8-2-5 | NYR: Wright-Phillips (23) Long (39) Lawrence (48) |
| 6/29/18 | @Minnesota | W 1-0 | 22,345 | 9-2-5 | DAL: Lamah (59) |
| 7/4/18 | Atlanta | W 3-2 | 17,298 | 10-2-5 | DAL: Ziegler (22) Akindele (86,88); ATL: Martinez (41,73) |
| 7/7/18 | @Real Salt Lake | L 0-2 | 17,319 | 10-3-5 | RSL: Rusnak (11) L. Silva (91+) |
| 7/14/18 | Chicago | W 3-1 | 16,000 | 11-3-5 | DAL: Gruezo (27) Acosta (74) Ziegler (81); CHI: Bronico (86) |
| 7/21/18 | @Houston | T 1-1 | 19,295 | 11-3-6 | DAL: Hedges (0:51); HOU: Manotas (8) |
| 7/28/18 | @Sporting KC | W 3-2 | 20,758 | 12-3-6 | DAL: Barrios (23,62,74); KC: Fernandes (50) Salloi (97+) |
| 8/4/18 | San Jose | L 1-3 | 17,282 | 12-4-6 | DAL: Lamah (23); SJ: Qazaishvili (19,88) Hyka (47) |
| 8/12/18 | @Seattle | L 1-2 | 39,522 | 12-5-6 | DAL: Badji (52); SEA: Marshall (41) Lodeiro (63) |
| 8/18/18 | Minnesota | W 2-0 | 15,107 | 13-5-6 | DAL: Figueroa (44) Barrios (57) |
| 8/23/18 | @Houston | T 1-1 | 16,544 | 13-5-7 | DAL: Barrios (83); HOU: Pena (88) |
| 8/29/18 | @San Jose | L 3-4 | 15,648 | 13-6-7 | DAL: Urruti (8) Mosquera (51) Badji (58); SJ: Qazaishvili (15,42) Eriksson (54) Wondolowski (62) |
| 9/1/18 | Houston | W 4-2 | 16,835 | 14-6-7 | DAL: Barrios (10) Mosquera (48,51) Ziegler (58); HOU: Manotas (53) Elis (72) |
| 9/15/18 | Columbus | T 0-0 | 16,030 | 14-6-8 | none |
| 9/23/18 | @Vancouver | W 2-1 | 21,190 | 15-6-8 | DAL: Mosquera (42) Hedges (87); VAN: Kamara (66) |
| 9/29/18 | @Portland | T 0-0 | 21,144 | 15-6-9 | none |
| 10/6/18 | Orlando City SC | W 2-0 | 16,519 | 16-6-9 | DAL: Mosquera (63) Ulloa (69) |
| 10/13/18 | @D.C. United | L 0-1 | 19,610 | 16-7-9 | DC: Canouse (86) |
| 10/21/18 | Sporting KC | L 0-3 | 19,096 | 16-8-9 | KC: Salloi (45) Espinoza (64) Russell (87) |
| 10/28/18 | @Colorado | L 1-2 | 15,172 | 16-9-9 | DAL: Urruti (18); COL: Bassett (80) Smith (84) |

FINAL REGULAR SEASON STANDINGS

| OVERALL | | | | | | | | | | HOME | | | | | | | | | | AWAY | | | | | | | | | |
|----------------|----|----|----|----|-----|----|----|-----|----|------|---|----|----|----|----|---|----|----|--|------|---|----|----|--|--|--|--|--|--|
| EASTERN | GP | W | L | T | PTS | GF | GA | GD | W | L | T | GF | GA | W | L | T | GF | GA | | L | T | GF | GA | | | | | | |
| New York | 34 | 22 | 7 | 5 | 71 | 62 | 33 | 29 | 14 | 2 | 1 | 36 | 10 | 8 | 5 | 4 | 26 | 23 | | 5 | 4 | 26 | 23 | | | | | | |
| Atlanta | 34 | 21 | 7 | 6 | 69 | 70 | 44 | 26 | 11 | 2 | 4 | 42 | 19 | 10 | 5 | 2 | 28 | 25 | | 9 | 4 | 23 | 35 | | | | | | |
| NYCFC | 34 | 16 | 10 | 8 | 56 | 59 | 45 | 14 | 12 | 1 | 4 | 36 | 10 | 4 | 9 | 4 | 23 | 35 | | 9 | 4 | 23 | 35 | | | | | | |
| D.C. United | 34 | 14 | 11 | 9 | 51 | 60 | 50 | 10 | 13 | 2 | 2 | 37 | 17 | 1 | 9 | 7 | 23 | 33 | | 9 | 7 | 23 | 33 | | | | | | |
| Columbus | 34 | 14 | 11 | 9 | 51 | 43 | 45 | -2 | 11 | 2 | 4 | 32 | 21 | 3 | 9 | 5 | 11 | 24 | | 9 | 5 | 11 | 24 | | | | | | |
| Philadelphia | 34 | 15 | 14 | 5 | 50 | 49 | 50 | -1 | 9 | 6 | 2 | 29 | 20 | 6 | 8 | 3 | 20 | 30 | | 8 | 3 | 20 | 30 | | | | | | |
| Montreal | 34 | 14 | 16 | 4 | 46 | 47 | 53 | -6 | 11 | 4 | 2 | 31 | 16 | 3 | 12 | 2 | 16 | 37 | | 12 | 2 | 16 | 37 | | | | | | |
| New England | 34 | 10 | 13 | 11 | 41 | 49 | 55 | -6 | 8 | 4 | 5 | 28 | 20 | 2 | 9 | 6 | 21 | 35 | | 9 | 6 | 21 | 35 | | | | | | |
| Toronto FC | 34 | 10 | 18 | 6 | 36 | 59 | 64 | -5 | 8 | 7 | 2 | 39 | 29 | 2 | 11 | 4 | 20 | 35 | | 11 | 4 | 20 | 35 | | | | | | |
| Chicago | 34 | 8 | 18 | 8 | 32 | 48 | 61 | -13 | 6 | 7 | 4 | 28 | 25 | 2 | 11 | 4 | 20 | 36 | | 11 | 4 | 20 | 36 | | | | | | |
| Orlando City | 34 | 8 | 22 | 4 | 28 | 43 | 74 | -31 | 6 | 7 | 4 | 28 | 30 | 2 | 15 | 0 | 15 | 44 | | 15 | 0 | 15 | 44 | | | | | | |
| WESTERN | GP | W | L | T | PTS | GF | GA | GD | W | L | T | GF | GA | W | L | T | GF | GA | | L | T | GF | GA | | | | | | |
| Sporting KC | 34 | 18 | 8 | 8 | 62 | 65 | 40 | 25 | 10 | 2 | 5 | 34 | 17 | 8 | 6 | 3 | 31 | 23 | | 6 | 3 | 31 | 23 | | | | | | |
| Seattle | 34 | 18 | 11 | 5 | 59 | 52 | 37 | 15 | 10 | 5 | 2 | 33 | 15 | 8 | 6 | 3 | 19 | 22 | | 6 | 3 | 19 | 22 | | | | | | |
| LAFC | 34 | 16 | 9 | 9 | 57 | 68 | 52 | 16 | 9 | 1 | 7 | 32 | 15 | 7 | 8 | 2 | 36 | 37 | | 8 | 2 | 36 | 37 | | | | | | |
| FC Dallas | 34 | 16 | 9 | 9 | 57 | 52 | 44 | 8 | 10 | 2 | 5 | 32 | 19 | 6 | 7 | 4 | 20 | 25 | | 7 | 4 | 20 | 25 | | | | | | |
| Portland | 34 | 15 | 10 | 9 | 54 | 54 | 48 | 6 | 11 | 2 | 4 | 30 | 13 | 4 | 8 | 5 | 24 | 35 | | 8 | 5 | 24 | 35 | | | | | | |
| Real Salt Lake | 34 | 14 | 13 | 7 | 49 | 55 | 58 | -3 | 11 | 2 | 4 | 38 | 24 | 3 | 11 | 3 | 17 | 34 | | 11 | 3 | 17 | 34 | | | | | | |
| LA Galaxy | 34 | 13 | 12 | 9 | 48 | 66 | 64 | 2 | 8 | 5 | 4 | 37 | 27 | 5 | 7 | 5 | 29 | 37 | | 7 | 5 | 29 | 37 | | | | | | |
| Vancouver | 34 | 13 | 13 | 8 | 47 | 54 | 67 | -13 | 7 | 5 | 5 | 32 | 29 | 6 | 8 | 3 | 22 | 38 | | 8 | 3 | 22 | 38 | | | | | | |
| Houston | 34 | 10 | 16 | 8 | 38 | 58 | 58 | 0 | 8 | 6 | 3 | 36 | 24 | 2 | 10 | 5 | 22 | 34 | | 10 | 5 | 22 | 34 | | | | | | |
| Minnesota | 34 | 11 | 20 | 3 | 36 | 49 | 71 | -22 | 10 | 6 | 1 | 30 | 25 | 1 | 14 | 2 | 19 | 46 | | 14 | 2 | 19 | 46 | | | | | | |
| Colorado | 34 | 8 | 19 | 7 | 31 | 36 | 63 | -27 | 6 | 8 | 3 | 24 | 32 | 2 | 11 | 4 | 12 | 31 | | 11 | 4 | 12 | 31 | | | | | | |
| San Jose | 34 | 4 | 21 | 9 | 21 | 49 | 71 | -22 | 2 | 9 | 6 | 27 | 39 | 2 | 12 | 3 | 22 | 32 | | 12 | 3 | 22 | 32 | | | | | | |



2017 SEASON



RECORD

11-10-13, 46 pts

HEAD COACH

Oscar Pareja: 62-40-34

PLAYOFFS

None

MLS HONORS

Hernan Grana - MLS All-Star
Matt Hedges - MLS All-Star
Kellyn Acosta - MLS All-Star

| # | POS | PLAYER | GP | GS | MIN | G | A | SHT | SOG | FC | FS | OFF | CK | C | E |
|-----------------|-----|--------------------|----|----|------|----|----|-----|-----|-----|-----|-----|-----|----|---|
| 37 | F | MAXIMILIANO URRUTI | 32 | 31 | 2749 | 12 | 5 | 103 | 39 | 43 | 52 | 27 | 3 | 1 | 0 |
| 20 | M | ROLAND LAMAH | 32 | 29 | 2157 | 11 | 3 | 44 | 23 | 24 | 37 | 12 | 1 | 2 | 0 |
| 13 | F | TESHO AKINDELE | 29 | 15 | 1511 | 4 | 0 | 21 | 11 | 22 | 11 | 8 | 1 | 3 | 1 |
| 21 | M | MICHAEL BARRIOS | 34 | 28 | 2566 | 3 | 14 | 60 | 18 | 29 | 27 | 11 | 41 | 5 | 0 |
| 23 | M | KELLYN ACOSTA | 23 | 20 | 1895 | 3 | 2 | 49 | 15 | 24 | 27 | 0 | 51 | 2 | 0 |
| 31 | D | MAYNOR FIGUEROA | 26 | 26 | 2325 | 3 | 1 | 34 | 6 | 20 | 21 | 1 | 0 | 8 | 0 |
| 10 | M | MAURO DIAZ | 19 | 13 | 1107 | 2 | 8 | 21 | 9 | 8 | 38 | 1 | 29 | 0 | 0 |
| 14 | D | ATIBA HARRIS | 29 | 21 | 2020 | 2 | 2 | 10 | 2 | 35 | 23 | 1 | 0 | 7 | 0 |
| 9 | F | CRISTIAN COLMAN | 26 | 10 | 959 | 2 | 1 | 40 | 15 | 14 | 14 | 6 | 0 | 1 | 0 |
| 24 | D | MATT HEDGES | 27 | 27 | 2425 | 2 | 0 | 25 | 9 | 21 | 18 | 0 | 0 | 7 | 0 |
| 2 | D | HERNAN GRANA | 30 | 30 | 2660 | 1 | 4 | 8 | 2 | 24 | 13 | 2 | 0 | 8 | 0 |
| 11 | M | JAVIER MORALES | 15 | 8 | 757 | 1 | 2 | 7 | 3 | 14 | 7 | 0 | 40 | 1 | 0 |
| 25 | D | WALKER ZIMMERMAN | 22 | 18 | 1602 | 1 | 1 | 9 | 3 | 20 | 9 | 0 | 0 | 0 | 0 |
| 27 | F | JESUS FERREIRA | 1 | 0 | 19 | 1 | 0 | 1 | 1 | 0 | 0 | 0 | 0 | 0 | 0 |
| 7 | M | CARLOS GRUEZO | 31 | 30 | 2613 | 0 | 4 | 22 | 4 | 61 | 25 | 1 | 0 | 6 | 1 |
| 8 | M | VICTOR ULLOA | 23 | 12 | 1203 | 0 | 2 | 6 | 4 | 23 | 12 | 0 | 30 | 1 | 0 |
| 22 | D | REGGIE CANNON | 1 | 0 | 1 | 0 | 0 | 0 | 0 | 0 | 0 | 0 | 0 | 0 | 0 |
| 5 | M | CARLOS CERMEÑO | 8 | 3 | 315 | 0 | 0 | 1 | 0 | 5 | 6 | 0 | 3 | 2 | 0 |
| 16 | F | COY CRAFT | 1 | 0 | 11 | 0 | 0 | 1 | 0 | 0 | 1 | 0 | 0 | 0 | 0 |
| 1 | G | JESSE GONZALEZ | 29 | 29 | 2610 | 0 | 0 | 0 | 0 | 0 | 3 | 0 | 0 | 4 | 0 |
| 90 | M | "CARIACO" GONZALEZ | 2 | 0 | 8 | 0 | 0 | 0 | 0 | 0 | 1 | 0 | 0 | 0 | 0 |
| 33 | D | AARON GUILLEN | 6 | 4 | 374 | 0 | 0 | 2 | 0 | 4 | 3 | 0 | 0 | 2 | 0 |
| 15 | M | JACORI HAYES | 3 | 2 | 90 | 0 | 0 | 0 | 0 | 4 | 7 | 0 | 0 | 1 | 1 |
| 12 | M | RYAN HOLLINGSHEAD | 18 | 9 | 820 | 0 | 0 | 16 | 3 | 8 | 5 | 2 | 0 | 0 | 0 |
| 26 | F | WALKER HUME | 2 | 2 | 180 | 0 | 0 | 0 | 0 | 2 | 1 | 0 | 0 | 1 | 0 |
| 19 | M | PAXTON POMYKAL | 2 | 2 | 140 | 0 | 0 | 1 | 0 | 1 | 2 | 0 | 3 | 0 | 0 |
| 18 | G | CHRIS SEITZ | 5 | 5 | 450 | 0 | 0 | 0 | 0 | 0 | 0 | 0 | 0 | 0 | 0 |
| 6 | D | ANIBAL CHALA | 0 | 0 | 0 | 0 | 0 | 0 | 0 | 0 | 0 | 0 | 0 | 0 | 0 |
| 32 | G | "POLLO" CORTES | 0 | 0 | 0 | 0 | 0 | 0 | 0 | 0 | 0 | 0 | 0 | 0 | 0 |
| 28 | M | ADONIJAH REID | 0 | 0 | 0 | 0 | 0 | 0 | 0 | 0 | 0 | 0 | 0 | 0 | 0 |
| 29 | F | BRYAN REYNOLDS | 0 | 0 | 0 | 0 | 0 | 0 | 0 | 0 | 0 | 0 | 0 | 0 | 0 |
| TEAM TOTALS | | | 34 | 34 | 3060 | 48 | 49 | 481 | 167 | 406 | 381 | 72 | 202 | 62 | 3 |
| OPPONENT TOTALS | | | 34 | 34 | 3060 | 48 | 49 | 375 | 138 | 381 | 406 | 40 | 149 | 55 | 1 |

GAME-WINNING GOALS: MAXIMILIANO URRUTI 3, ROLAND LAMAH 2, MAYNOR FIGUEROA 2, JAVIER MORALES 1, MATT HEDGES 1, CRISTIAN COLMAN 1, KELLYN ACOSTA 1.
GAME-WINNING ASSISTS: MICHAEL BARRIOS 3, CARLOS GRUEZO 2, HERNAN GRANA 2, MAURO DIAZ 2, WALKER ZIMMERMAN 1, ROLAND LAMAH 1.
PENALTY KICK GOALS/ATTEMPTS: MAURO DIAZ 2-3, MAXIMILIANO URRUTI 1-1.

FC DALLAS INDIVIDUAL GOALKEEPING

| # | POS | GOALKEEPER | GP | GS | MIN | SHTS | SV | GA | GAA | PG | PA | W | L | T | SO |
|-----------------|-----|----------------|----|----|------|------|-----|----|------|----|----|----|----|----|----|
| 1 | G | JESSE GONZALEZ | 29 | 29 | 2610 | 118 | 75 | 40 | 1.38 | 1 | 1 | 8 | 8 | 13 | 9 |
| 18 | G | CHRIS SEITZ | 5 | 5 | 450 | 20 | 12 | 8 | 1.60 | 2 | 3 | 3 | 2 | 0 | 0 |
| TEAM TOTALS | | | 34 | 34 | 3060 | 138 | 87 | 48 | 1.41 | 3 | 4 | 11 | 10 | 13 | 9 |
| OPPONENT TOTALS | | | 34 | 34 | 3060 | 167 | 111 | 48 | 1.41 | 3 | 4 | 10 | 11 | 13 | 11 |

2017 REGULAR SEASON GAME-BY-GAME

| DATE | OPPONENT | RESULT | ATT. | W-L-T | NOTES: |
|----------|-----------------|---------|--------|---------|--|
| 3/4/17 | @LA Galaxy | W 2-1 | 23,554 | 1-0-0 | DAL: Urruti (47) Acosta (69); LA: G. Dos Santos (53) |
| 3/11/17 | @Sporting KC | T 0-0 | 19,117 | 1-0-1 | None |
| 3/18/17 | New England | W 2-1 | 16,150 | 2-0-1 | DAL: Urruti (71,77); NE: Nguyen (10) |
| 4/8/17 | Minnesota | W 2-0 | 16,048 | 3-0-1 | DAL: Morales (43) Barrios (49) |
| 4/14/17 | @San Jose | T 1-1 | 18,000 | 3-0-2 | DAL: Acosta (78); SJ: Hyka (94+) |
| 4/22/17 | Sporting KC | W 1-0 | 15,411 | 4-0-2 | DAL: Figueroa (77) |
| 4/29/17 | Portland | T 2-2 | 16,014 | 4-0-3 | DAL: Urruti (61) Akindele (80); POR: Adi (30) Blanco (71) |
| 5/6/17 | @Real Salt Lake | W 3-0 | 18,160 | 5-0-3 | DAL: Urruti (3,91+) Hedges (67) |
| 5/14/17 | NYC FC | T 1-1 | 14,665 | 5-0-4 | DAL: Acosta (20); NYC: Mcnamara (68) |
| 5/20/17 | San Jose | L 0-1 | 14,200 | 5-1-4 | SJ: Hyka (81) |
| 5/25/17 | @Chicago | L 1-2 | 12,584 | 5-2-4 | DAL: Lamah (6); CHI: Nikolic (3) Accam (9) |
| 5/28/17 | Houston | T 0-0 | 15,055 | 5-2-5 | None |
| 6/3/17 | Real Salt Lake | W 6-2 | 14,016 | 6-2-5 | DAL: Lamah (8,22,31) Urruti (39) Akindele (43) Ferreira (89); RSL: Holness (70) Beckerman (72) |
| 6/10/17 | @Portland | L 0-2 | 21,144 | 6-3-5 | POR: Adi (32,72) |
| 6/17/17 | @Vancouver | T 1-1 | 22,120 | 6-3-6 | DAL: Urruti (52); VAN: Techera (74) |
| 6/23/17 | @Houston | T 1-1 | 22,115 | 6-3-7 | DAL: Urruti (59); HOU: Torres (19) |
| 7/1/17 | Toronto FC | W 3-1 | 14,984 | 7-3-7 | DAL: Lamah (5,21) Urruti (78); TOR: Delgado (56) |
| 7/4/17 | D.C. United | W 4-2 | 16,291 | 8-3-7 | DAL: Harris (41) Urruti (47) Lamah (48+,55); DC: Harkes (30) Brown (57) |
| 7/22/17 | @Montreal | W 2-1 | 20,481 | 9-3-7 | DAL: Colman (52,62); MTL: Salazar (23) |
| 7/29/17 | Vancouver | L 0-4 | 15,274 | 9-4-7 | VAN: Ibini (18) Montero (49,67) Mezquida (83) |
| 8/5/17 | @Philadelphia | L 1-3 | 17,880 | 9-5-7 | DAL: Barrios (92+); PHI: Sapong (17,68) Ilesinho (22) |
| 8/12/17 | Colorado | T 0-0 | 14,522 | 9-5-8 | None |
| 8/19/17 | @Sporting KC | L 0-2 | 19,869 | 9-6-8 | KC: Rubio (42) Fernandes (92+) |
| 8/23/17 | Houston | T 3-3 | 13,339 | 9-6-9 | DAL: Akindele (45) Figueroa (47+) Urruti (51); HOU: Sanchez (1) Torres (71,86) |
| 8/26/17 | @Columbus | L 1-2 | 18,379 | 9-7-9 | DAL: Zimmerman (78); CLB: Kamara (50) Mensah (71) |
| 9/2/17 | NY Red Bulls | T 2-2 | 16,035 | 9-7-10 | DAL: Grana (54) Diaz (75); NYR: Kljestan (43) Long (57) |
| 9/10/17 | @Atlanta | L 0-3 | 45,314 | 9-8-10 | ATL: Gonzalez (14) Martinez (46) Garza (68) |
| 9/16/17 | Seattle | T 0-0 | 15,124 | 9-8-11 | None |
| 9/23/17 | @Minnesota | L 1-4 | 22,055 | 9-9-11 | DAL: Akindele (14); MIN: Ramirez (24) Ibarra (35) Finlay (71) Danladi (88) |
| 9/27/17 | Colorado | W 2-0 | 14,566 | 10-9-11 | DAL: Figueroa (6) Lamah (9) |
| 9/30/17 | @Orlando City | SCT 0-0 | 24,007 | 10-9-12 | None |
| 10/7/17 | @Colorado | T 1-1 | 16,598 | 10-9-13 | DAL: Harris (54); COL: Aigner (15) |
| 10/15/17 | @Seattle | L 0-4 | 48,478 | 10-10-1 | SEAL: Rodriguez (31) Bruin (64,67) Neagle (92+) |
| 10/22/17 | LA Galaxy | W 5-1 | 15,383 | 11-10-1 | DAL: Lamah (37,49) Hedges (41) Barrios (68) Diaz (73); LA: Ciani (2) |

FINAL REGULAR SEASON STANDINGS

| OVERALL | | | | | | | HOME | | | | | | | AWAY | | | | | | |
|----------------|----|----|----|----|-----|----|------|-----|-----|---|---|----|----|------|----|---|----|----|--|--|
| EASTERN | GP | W | L | T | PTS | GF | GA | GD | W | L | T | GF | GA | W | L | T | GF | GA | | |
| CONFERENCE | 34 | 20 | 5 | 9 | 69 | 74 | 37 | 37 | 113 | 1 | 3 | 45 | 15 | 7 | 4 | 6 | 29 | 22 | | |
| Toronto FC | 34 | 16 | 9 | 9 | 57 | 56 | 43 | 13 | 10 | 2 | 5 | 33 | 20 | 6 | 7 | 4 | 23 | 23 | | |
| NYCFC | 34 | 16 | 11 | 7 | 55 | 61 | 47 | 14 | 12 | 2 | 3 | 41 | 14 | 4 | 9 | 4 | 20 | 33 | | |
| Chicago | 34 | 15 | 9 | 10 | 55 | 70 | 40 | 30 | 11 | 3 | 3 | 48 | 19 | 4 | 6 | 7 | 22 | 21 | | |
| Atlanta | 34 | 16 | 12 | 6 | 54 | 53 | 49 | 4 | 12 | 3 | 2 | 34 | 17 | 4 | 9 | 4 | 19 | 32 | | |
| Columbus | 34 | 14 | 12 | 8 | 50 | 53 | 47 | 6 | 9 | 2 | 6 | 30 | 14 | 5 | 10 | 2 | 23 | 33 | | |
| NYRB | 34 | 13 | 15 | 6 | 45 | 53 | 61 | -8 | 12 | 2 | 3 | 38 | 15 | 1 | 13 | 3 | 15 | 46 | | |
| New England | 34 | 11 | 14 | 9 | 42 | 50 | 47 | 3 | 10 | 4 | 3 | 36 | 21 | 1 | 10 | 6 | 14 | 26 | | |
| Philadelphia | 34 | 11 | 17 | 6 | 39 | 52 | 58 | -6 | 8 | 8 | 1 | 30 | 25 | 3 | 9 | 5 | 22 | 33 | | |
| Montreal | 34 | 10 | 15 | 9 | 39 | 39 | 58 | -19 | 7 | 5 | 5 | 24 | 19 | 3 | 10 | 4 | 15 | 39 | | |
| Orlando City | 34 | 9 | 20 | 5 | 32 | 31 | 60 | -29 | 6 | 8 | 3 | 16 | 20 | 3 | 12 | 2 | 15 | 40 | | |
| D.C. United | | | | | | | | | | | | | | | | | | | | |
| WESTERN | GP | W | L | T | PTS | GF | GA | GD | W | L | T | GF | GA | W | L | T | GF | GA | | |
| CONFERENCE | 34 | 15 | 11 | 8 | 53 | 60 | 50 | 10 | 11 | 2 | 4 | 38 | 18 | 4 | 9 | 4 | 22 | 32 | | |
| Portland | 34 | 14 | 9 | 11 | 53 | 52 | 39 | 13 | 11 | 1 | 5 | 32 | 12 | 3 | 8 | 6 | 20 | 27 | | |
| Portland | 34 | 15 | 12 | 7 | 52 | 50 | 49 | 1 | 9 | 3 | 5 | 30 | 20 | 6 | 9 | 2 | 20 | 29 | | |
| Seattle | 34 | 13 | 10 | 11 | 50 | 57 | 45 | 12 | 12 | 1 | 4 | 43 | 17 | 1 | 9 | 7 | 14 | 28 | | |
| Vancouver | 34 | 12 | 9 | 13 | 49 | 40 | 29 | 11 | 10 | 1 | 6 | 30 | 11 | 2 | 8 | 7 | 10 | 18 | | |
| Houston | 34 | 13 | 14 | 7 | 46 | 39 | 60 | -21 | 10 | 2 | 5 | 28 | 21 | 3 | 12 | 2 | 11 | 39 | | |
| Sporting KC | 34 | 11 | 10 | 13 | 46 | 48 | 48 | 0 | 8 | 2 | 7 | 33 | 20 | 3 | 8 | 6 | 15 | 28 | | |
| San Jose | 34 | 13 | 15 | 6 | 45 | 49 | 55 | -6 | 9 | 4 | 4 | 26 | 16 | 4 | 11 | 2 | 23 | 39 | | |
| FC Dallas | 34 | 10 | 18 | 6 | 36 | 47 | 70 | -23 | 7 | 6 | 4 | 25 | 26 | 3 | 12 | 2 | 22 | 44 | | |
| Real Salt Lake | 34 | 9 | 19 | 6 | 33 | 31 | 51 | -20 | 8 | 5 | 4 | 24 | 20 | 1 | 14 | 2 | 7 | 31 | | |
| Minnesota | 34 | 8 | 18 | 8 | 32 | 45 | 67 | -22 | 3 | 9 | 5 | 17 | 29 | 5 | 9 | 3 | 28 | 38 | | |
| Colorado | | | | | | | | | | | | | | | | | | | | |
| LA Galaxy | | | | | | | | | | | | | | | | | | | | |



2016 SEASON



| # | POS | PLAYER | GP | GS | MIN | G | A | SHT | SOG | FC | FS | OFF | CK | C | E |
|--------------------|-----|--------------------|----|----|------|----|----|-----|-----|-----|-----|-----|-----|----|---|
| 37 | F | MAXIMILIANO URRUTI | 30 | 29 | 2482 | 9 | 4 | 91 | 36 | 42 | 51 | 16 | 0 | 4 | 0 |
| 21 | M | MICHAEL BARRIOS | 32 | 30 | 2454 | 9 | 2 | 50 | 26 | 23 | 25 | 12 | 17 | 3 | 0 |
| 13 | F | TESHO AKINDELE | 31 | 15 | 1514 | 6 | 4 | 35 | 17 | 14 | 16 | 7 | 0 | 2 | 0 |
| 10 | M | MAURO DIAZ | 27 | 24 | 2149 | 5 | 13 | 47 | 14 | 32 | 81 | 4 | 79 | 3 | 0 |
| 11 | M | FABIAN CASTILLO | 22 | 20 | 1752 | 5 | 5 | 43 | 20 | 28 | 7 | 23 | 2 | 1 | 0 |
| 25 | D | WALKER ZIMMERMAN | 30 | 30 | 2700 | 4 | 0 | 28 | 11 | 38 | 20 | 1 | 0 | 4 | 0 |
| 23 | M | KELLYN ACOSTA | 32 | 24 | 2328 | 2 | 5 | 35 | 9 | 38 | 29 | 1 | 30 | 4 | 0 |
| 77 | M | MAURO ROSALES | 23 | 4 | 544 | 2 | 3 | 6 | 3 | 8 | 12 | 2 | 23 | 2 | 0 |
| 12 | D | RYAN HOLLINGSHEAD | 29 | 22 | 2024 | 2 | 0 | 22 | 8 | 36 | 24 | 3 | 0 | 3 | 0 |
| 8 | M | VICTOR ULLOA | 32 | 18 | 1639 | 2 | 0 | 11 | 4 | 21 | 13 | 1 | 2 | 2 | 0 |
| 14 | D | ATIBA HARRIS | 28 | 22 | 1970 | 1 | 2 | 17 | 5 | 29 | 19 | 1 | 0 | 6 | 0 |
| 24 | D | MATT HEDGES | 26 | 26 | 2334 | 1 | 0 | 10 | 5 | 28 | 15 | 2 | 0 | 5 | 0 |
| 29 | F | CARLOS RUIZ | 1 | 0 | 13 | 1 | 0 | 1 | 1 | 0 | 0 | 1 | 0 | 0 | 0 |
| 7 | M | CARLOS GRUEZO | 27 | 26 | 2240 | 0 | 2 | 24 | 3 | 55 | 14 | 1 | 0 | 9 | 0 |
| 31 | D | MAYNOR FIGUEROA | 28 | 28 | 2434 | 0 | 1 | 21 | 4 | 27 | 11 | 1 | 0 | 7 | 1 |
| 28 | F | COLIN BONNER | 1 | 1 | 27 | 0 | 0 | 0 | 0 | 1 | 0 | 0 | 0 | 0 | 0 |
| 16 | F | COY CRAFT | 2 | 0 | 17 | 0 | 0 | 0 | 0 | 0 | 1 | 0 | 0 | 0 | 0 |
| 2 | D | AUBREY DAVID | 5 | 4 | 363 | 0 | 0 | 0 | 0 | 5 | 5 | 0 | 0 | 1 | 0 |
| 9 | F | GETTERSON | 4 | 2 | 152 | 0 | 0 | 4 | 2 | 2 | 1 | 0 | 0 | 0 | 0 |
| 1 | G | JESSE GONZALEZ | 6 | 6 | 540 | 0 | 0 | 0 | 0 | 0 | 2 | 0 | 0 | 0 | 0 |
| 33 | D | AARON GUILLÉN | 2 | 1 | 106 | 0 | 0 | 0 | 0 | 3 | 0 | 0 | 0 | 0 | 0 |
| 34 | D | AGUSTIN JARA | 3 | 0 | 12 | 0 | 0 | 0 | 0 | 0 | 0 | 0 | 0 | 0 | 0 |
| 22 | M | CARLOS LIZARAZO | 8 | 2 | 161 | 0 | 0 | 5 | 1 | 3 | 2 | 0 | 9 | 0 | 0 |
| 17 | D | ZACH LOYD | 12 | 10 | 919 | 0 | 0 | 0 | 0 | 4 | 13 | 0 | 0 | 1 | 0 |
| 20 | M | JUAN ESTEBAN ORTIZ | 5 | 2 | 171 | 0 | 0 | 0 | 0 | 5 | 1 | 0 | 0 | 2 | 0 |
| 15 | M | TIMO PITTER | 1 | 0 | 9 | 0 | 0 | 1 | 0 | 1 | 0 | 0 | 0 | 0 | 0 |
| 18 | G | CHRIS SEITZ | 28 | 28 | 2520 | 0 | 0 | 0 | 0 | 0 | 5 | 0 | 0 | 1 | 0 |
| 30 | G | RYAN HERMAN | 0 | 0 | 0 | 0 | 0 | 0 | 0 | 0 | 0 | 0 | 0 | 0 | 0 |
| 3 | D | MOISES HERNANDEZ | 0 | 0 | 0 | 0 | 0 | 0 | 0 | 0 | 0 | 0 | 0 | 0 | 0 |
| 5 | D | NORBERTO PAPARATTO | 0 | 0 | 0 | 0 | 0 | 0 | 0 | 0 | 0 | 0 | 0 | 0 | 0 |
| 19 | M | PAXTON POMYKAL | 0 | 0 | 0 | 0 | 0 | 0 | 0 | 0 | 0 | 0 | 0 | 0 | 0 |
| OWN-GOALS RECEIVED | | | | | | 1 | | | | | | | | | |
| TEAM TOTALS | | | 34 | 34 | 3060 | 50 | 41 | 451 | 169 | 443 | 392 | 76 | 162 | 60 | 1 |
| OPPONENT TOTALS | | | 34 | 34 | 3060 | 40 | 32 | 330 | 118 | 392 | 443 | 59 | 134 | 52 | 2 |

GAME-WINNING GOALS: WALKER ZIMMERMAN 3, MAURO DIAZ 3, FABIAN CASTILLO 3, MICHAEL BARRIOS 2, KELLYN ACOSTA 2, MAXI URRUTI 1, VICTOR ULLOA 1, CARLOS RUIZ 1, MAURO ROSALES 1.
GAME-WINNING ASSISTS: MAURO DIAZ 7, MICHAEL BARRIOS 2, MAXI URRUTI 1, CARLOS GRUEZO 1, MAYNOR FIGUEROA 1, KELLYN ACOSTA 1.
PENALTY KICK GOALS/ATTEMPTS: MAURO DIAZ 3-3, TESHO AKINDELE 2-2.

| FC DALLAS INDIVIDUAL GOALKEEPING | | | | | | | | | | | | | | | |
|----------------------------------|-----|-----------------|----|----|------|------|-----|----|------|----|----|----|----|---|----|
| # | POS | GOALKEEPER | GP | GS | MIN | SHTS | SV | GA | GAA | PG | PA | W | L | T | SO |
| 12 | D | R. HOLLINGSHEAD | 1 | 0 | 1 | 1 | 1 | 0 | 0.00 | 0 | 0 | 0 | 0 | 0 | 0 |
| 18 | G | CHRIS SEITZ | 28 | 28 | 2520 | 95 | 63 | 29 | 1.04 | 3 | 4 | 14 | 5 | 9 | 10 |
| 1 | G | JESSE GONZALEZ | 6 | 6 | 539 | 22 | 12 | 11 | 1.84 | 0 | 0 | 3 | 3 | 0 | 2 |
| TEAM TOTALS | | | 34 | 34 | 3060 | 118 | 76 | 40 | 1.18 | 3 | 4 | 17 | 8 | 9 | 12 |
| OPPONENT TOTALS | | | 34 | 34 | 3060 | 169 | 117 | 50 | 1.47 | 5 | 5 | 8 | 17 | 9 | 11 |

RECORD

17-8-9, 60 pts

HEAD COACH

Oscar Pareja: 51-30-21

PLAYOFFS

1-1-0

MLS HONORS

Mauro Diaz - MLS Best XI, MLS All-Star

Matt Hedges - MLS Best XI

Kellyn Acosta - MLS All-Star

2016 REGULAR SEASON GAME-BY-GAME

| DATE | OPPONENT | RESULT | ATT. | W-L-T | NOTES: |
|----------|-----------------|--------|--------|--------|--|
| 03/06/16 | Philadelphia | W 2-0 | 14,248 | 1-0-0 | DAL: Castillo (22) Urruti (79) |
| 03/12/16 | @Houston | L 0-5 | 21,601 | 1-1-0 | HOU: Horst (6) OG (13) Clark (23) Wenger (27) Bruin (85) |
| 03/19/16 | Montreal | W 2-0 | 14,502 | 2-1-0 | DAL: Diaz (79) Urruti (87) |
| 03/26/16 | @D.C. United | W 3-0 | 14,201 | 3-1-0 | DAL: Barrios (14,28) Urruti (52) |
| 04/02/16 | Columbus | T 1-1 | 13,174 | 3-1-1 | DAL: Akindele (77); CLB: Meram (9) |
| 04/09/16 | San Jose | T 2-2 | 13,386 | 3-1-2 | DAL: Akindele (36) OG (62); SJ: Quintero (4) Wondolowski (55) |
| 04/13/16 | @Portland | W 3-1 | 21,144 | 4-1-2 | DAL: Barrios (4) Castillo (26) Akindele (29); POR: Mattocks (67) |
| 04/17/16 | Sporting KC | W 2-1 | 16,215 | 5-1-2 | DAL: Barrios (35) Rosales (68); KC: Olum (22) |
| 04/23/16 | @Vancouver | L 0-3 | 22,120 | 5-2-2 | VAN: OG (35) Harvey (63) Manneh (77) |
| 04/29/16 | @NY Red Bulls | L 0-4 | 18,025 | 5-3-2 | NYRB: Sam (37) Kljestan (52) Grella (71) Martins (83) |
| 05/07/16 | @Toronto FC | L 0-1 | 30,025 | 5-4-2 | TOR: Endoh (28) |
| 05/11/16 | Portland | W 2-1 | 10,381 | 6-4-2 | DAL: Hollingshead (55) Zimmerman (57); POR: Valeri (3) |
| 05/14/16 | Seattle | W 2-0 | 14,630 | 7-4-2 | DAL: Diaz (3) Barrios (80) |
| 05/21/16 | @New England | W 4-2 | 23,472 | 8-4-2 | DAL: Akindele (5,90) Harris (36) Castillo (70); NE: Agudelo (23) Nguyen (26) |
| 05/28/16 | @San Jose | T 0-0 | 18,000 | 8-4-3 | None |
| 06/02/16 | Houston | T 1-1 | 13,457 | 8-4-4 | DAL: Hollingshead (23); HOU: Clark (51) |
| 06/19/16 | @Sporting KC | L 0-2 | 18,927 | 8-5-4 | KC: Olum (43) Feilhaber (47+) |
| 06/25/16 | Real Salt Lake | W 2-0 | 13,128 | 9-5-4 | DAL: Acosta (18) Castillo (58) |
| 07/04/16 | Orlando City SC | W 4-0 | 16,195 | 10-5-4 | DAL: Zimmerman (11) Barrios (21) Hedges (61) Castillo (92+) |
| 07/08/16 | @San Jose | W 1-0 | 18,000 | 11-5-4 | DAL: Urruti (51) |
| 07/13/16 | @Seattle | L 0-5 | 40,101 | 11-6-4 | SEA: Dempsey (6) Ivanschitz (18) Morris (22) J. Jones (61) Roldan (73) |
| 07/16/16 | Chicago | W 3-1 | 13,942 | 12-6-4 | DAL: Urruti (23) Diaz (41) Rosales (92+); CHI: Alvarez (91+) |
| 07/23/16 | @Colorado | T 1-1 | 18,178 | 12-6-5 | DAL: Ulloa (82); COL: Hairston (44) |
| 07/31/16 | Vancouver | W 2-0 | 13,824 | 13-6-5 | DAL: Acosta (56) Urruti (59) |
| 08/13/16 | Sporting KC | T 2-2 | 13,408 | 13-6-6 | DAL: Akindele (66) Urruti (76); KC: Dwyer (68,73) |
| 08/20/16 | @Real Salt Lake | L 0-1 | 19,939 | 13-7-6 | RSL: Olave (78) |
| 08/27/16 | @Houston | W 3-1 | 18,769 | 14-7-6 | DAL: Diaz (59) Barrios (60,79); HOU: Alex (19) |
| 09/03/16 | Portland | W 3-1 | 14,207 | 15-7-6 | DAL: Diaz (14) Ulloa (47+) Zimmerman (53); POR: Valeri (87) |
| 09/10/16 | Colorado | L 0-1 | 14,468 | 15-8-6 | COL: Badji (52) |
| 09/17/16 | @NYC FC | T 2-2 | 25,204 | 15-8-7 | DAL: Urruti (20) Barrios (52); NYC: Mcnamara (8) Shelton (78) |
| 09/24/16 | @Real Salt Lake | T 0-0 | 20,069 | 15-8-8 | None |
| 10/01/16 | LA Galaxy | W 1-0 | 15,968 | 16-8-8 | DAL: Zimmerman (39) |
| 10/16/16 | Seattle | W 2-1 | 14,468 | 17-8-8 | DAL: Urruti (79) Ruiz (89); SEA: Lodeiro (41) |
| 10/23/16 | @LA Galaxy | T 0-0 | 27,167 | 17-8-9 | None |

FINAL REGULAR SEASON STANDINGS

| OVERALL | | | | | | | | | | HOME | | | | | AWAY | | | | |
|--------------------|----|----|----|----|-----|----|----|-----|----|------|---|----|----|---|------|---|----|----|--|
| EASTERN CONFERENCE | | | | | | | | | | | | | | | | | | | |
| | GP | W | L | T | PTS | GF | GA | GD | W | L | T | GF | GA | W | L | T | GF | GA | |
| NY Red Bulls | 34 | 16 | 9 | 9 | 57 | 61 | 44 | 17 | 13 | 2 | 2 | 36 | 17 | 3 | 7 | 7 | 25 | 27 | |
| NYCFC | 34 | 15 | 10 | 9 | 54 | 62 | 57 | 5 | 8 | 3 | 6 | 35 | 28 | 7 | 7 | 3 | 27 | 29 | |
| Toronto FC | 34 | 14 | 9 | 11 | 53 | 51 | 39 | 12 | 8 | 3 | 6 | 28 | 17 | 6 | 6 | 5 | 23 | 22 | |
| D.C. United | 34 | 11 | 10 | 13 | 46 | 53 | 47 | 6 | 9 | 4 | 4 | 35 | 18 | 2 | 6 | 9 | 18 | 29 | |
| Montreal | 34 | 11 | 11 | 12 | 45 | 49 | 53 | -4 | 7 | 5 | 5 | 31 | 29 | 4 | 6 | 7 | 18 | 24 | |
| Philadelphia | 34 | 11 | 14 | 9 | 42 | 52 | 55 | -3 | 8 | 5 | 4 | 30 | 24 | 3 | 9 | 5 | 22 | 31 | |
| New England | 34 | 11 | 14 | 9 | 42 | 44 | 54 | -10 | 9 | 4 | 4 | 26 | 19 | 2 | 10 | 5 | 18 | 35 | |
| Orlando City | 34 | 9 | 11 | 14 | 41 | 55 | 60 | -5 | 6 | 4 | 7 | 31 | 28 | 3 | 7 | 7 | 24 | 32 | |
| Columbus | 34 | 8 | 14 | 12 | 36 | 50 | 58 | -8 | 6 | 3 | 8 | 31 | 25 | 2 | 11 | 4 | 19 | 33 | |
| Chicago | 34 | 7 | 17 | 10 | 31 | 42 | 58 | -16 | 6 | 3 | 8 | 26 | 21 | 1 | 14 | 2 | 16 | 37 | |
| WESTERN CONFERENCE | | | | | | | | | | | | | | | | | | | |
| | GP | W | L | T | PTS | GF | GA | GD | W | L | T | GF | GA | W | L | T | GF | GA | |
| FC Dallas | 34 | 17 | 8 | 9 | 60 | 50 | 40 | 10 | 12 | 1 | 4 | 33 | 12 | 5 | 7 | 5 | 17 | 28 | |
| Colorado | 34 | 15 | 6 | 13 | 58 | 39 | 32 | 7 | 11 | 0 | 6 | 20 | 7 | 4 | 6 | 7 | 19 | 25 | |
| Los Angeles | 34 | 12 | 6 | 16 | 52 | 54 | 39 | 15 | 8 | 1 | 8 | 32 | 18 | 4 | 5 | 8 | 22 | 21 | |
| Seattle | 34 | 14 | 14 | 6 | 48 | 44 | 43 | 1 | 10 | 5 | 2 | 22 | 12 | 4 | 9 | 4 | 22 | 31 | |
| Sporting KC | 34 | 13 | 13 | 8 | 47 | 42 | 41 | 1 | 10 | 4 | 3 | 30 | 19 | 3 | 9 | 5 | 12 | 22 | |
| Real Salt Lake | 34 | 12 | 12 | 10 | 46 | 44 | 46 | -2 | 8 | 1 | 8 | 22 | 14 | 4 | 11 | 2 | 22 | 32 | |
| Portland | 34 | 12 | 14 | 8 | 44 | 48 | 53 | -5 | 12 | 3 | 2 | 35 | 21 | 0 | 11 | 6 | 13 | 32 | |
| Vancouver | 34 | 10 | 15 | 9 | 39 | 45 | 52 | -7 | 6 | 5 | 6 | 28 | 22 | 4 | 10 | 3 | 17 | 30 | |
| San Jose | 34 | 8 | 12 | 14 | 38 | 32 | 40 | -8 | 7 | 3 | 7 | 18 | 12 | 1 | 9 | 7 | 14 | 28 | |
| Houston | 34 | 7 | 14 | 13 | 34 | 39 | 45 | -6 | 5 | 5 | 7 | 23 | 21 | 2 | 9 | 6 | 16 | 24 | |



2015 FC DALLAS STATISTICS



RECORD

18-10-6, 60 pts

HEAD COACH

Oscar Pareja: 34-22-12

PLAYOFFS

1-2-1

MLS HONORS

Fabian Castillo - MLS Best XI, MLS

All-Star, MLS Player of the Week (7, 9)

Matt Hedges - MLS Best XI

| # | POS | PLAYER | GP | GS | MIN | G | A | SHT | SOG | FC | FS | OFF | CK | C | E |
|--------------------|-----|----------------------|----|----|------|----|----|-----|-----|-----|-----|-----|-----|----|---|
| 11 | M | FABIAN CASTILLO | 30 | 28 | 2559 | 9 | 9 | 79 | 30 | 27 | 37 | 16 | 5 | 2 | 0 |
| 10 | M | MAURO DIAZ | 24 | 24 | 1992 | 8 | 10 | 49 | 17 | 26 | 76 | 3 | 75 | 3 | 0 |
| 21 | M | MICHAEL BARRIOS | 26 | 19 | 1745 | 7 | 2 | 34 | 19 | 27 | 33 | 4 | 5 | 0 | 0 |
| 9 | F | DAVID TEXEIRA | 22 | 19 | 1402 | 6 | 3 | 36 | 11 | 26 | 17 | 6 | 0 | 1 | 0 |
| 13 | M | TESHO AKINDELE | 28 | 14 | 1502 | 5 | 1 | 29 | 15 | 20 | 15 | 8 | 0 | 2 | 0 |
| 7 | F | BLAS PEREZ | 23 | 14 | 1274 | 5 | 1 | 33 | 16 | 23 | 28 | 6 | 0 | 2 | 1 |
| 23 | M | KELLYN ACOSTA | 21 | 19 | 1606 | 3 | 2 | 29 | 8 | 24 | 23 | 0 | 21 | 4 | 1 |
| 12 | M | RYAN HOLLINGSHEAD | 33 | 25 | 2171 | 2 | 3 | 13 | 4 | 34 | 35 | 7 | 0 | 4 | 0 |
| 14 | D | ATIBA HARRIS | 27 | 20 | 1849 | 2 | 2 | 19 | 3 | 39 | 8 | 1 | 0 | 8 | 0 |
| 8 | M | VICTOR ULLOA | 33 | 33 | 2915 | 2 | 1 | 14 | 5 | 41 | 19 | 0 | 2 | 4 | 0 |
| 31 | M | MICHEL | 18 | 12 | 914 | 1 | 4 | 10 | 4 | 12 | 15 | 0 | 39 | 3 | 0 |
| 24 | D | MATT HEDGES | 31 | 30 | 2675 | 1 | 1 | 10 | 1 | 26 | 13 | 2 | 0 | 4 | 0 |
| 3 | D | MOISES HERNANDEZ | 14 | 11 | 968 | 0 | 2 | 3 | 2 | 16 | 6 | 2 | 0 | 2 | 0 |
| 4 | M | *KYLE BEKKER | 8 | 2 | 313 | 0 | 1 | 7 | 3 | 1 | 0 | 0 | 5 | 1 | 0 |
| 17 | D | ZACH LOYD | 28 | 28 | 2396 | 0 | 1 | 3 | 1 | 30 | 28 | 0 | 0 | 2 | 1 |
| 5 | M | EZEQUIEL CIRIGLIANO | 7 | 5 | 431 | 0 | 0 | 1 | 0 | 6 | 0 | 0 | 0 | 0 | 0 |
| 16 | F | COY CRAFT | 2 | 1 | 67 | 0 | 0 | 2 | 0 | 1 | 0 | 1 | 0 | 0 | 0 |
| 20 | M | ROLANDO ESCOBAR | 14 | 2 | 398 | 0 | 0 | 7 | 3 | 4 | 11 | 1 | 13 | 0 | 0 |
| 44 | G | JESSE GONZALEZ | 11 | 11 | 990 | 0 | 0 | 0 | 0 | 1 | 3 | 0 | 0 | 2 | 0 |
| 1 | G | DAN KENNEDY | 16 | 16 | 1440 | 0 | 0 | 0 | 0 | 1 | 4 | 0 | 0 | 3 | 0 |
| 18 | G | CHRIS SEITZ | 7 | 7 | 630 | 0 | 0 | 0 | 0 | 0 | 2 | 0 | 0 | 0 | 0 |
| 4 | D | BAKARY SOUMARE (TOT) | 10 | 9 | 835 | 0 | 0 | 2 | 0 | 10 | 2 | 0 | 0 | 3 | 0 |
| 4 | D | BAKARY SOUMARE (DAL) | 0 | 0 | 0 | 0 | 0 | 0 | 0 | 0 | 0 | 0 | 0 | 0 | 0 |
| 27 | D | JE-VAUGHN WATSON | 23 | 22 | 1986 | 0 | 0 | 11 | 4 | 17 | 5 | 0 | 0 | 4 | 1 |
| 29 | M | ALEX ZENDEJAS | 8 | 2 | 187 | 0 | 0 | 0 | 0 | 1 | 6 | 0 | 3 | 0 | 0 |
| 25 | D | WALKER ZIMMERMAN | 20 | 10 | 1084 | 0 | 0 | 10 | 2 | 10 | 10 | 0 | 0 | 1 | 0 |
| 33 | D | OTIS EARLE | 0 | 0 | 0 | 0 | 0 | 0 | 0 | 0 | 0 | 0 | 0 | 0 | 0 |
| 26 | M | DANNY GARCIA | 0 | 0 | 0 | 0 | 0 | 0 | 0 | 0 | 0 | 0 | 0 | 0 | 0 |
| 22 | D | STEPHEN KEEL | 0 | 0 | 0 | 0 | 0 | 0 | 0 | 0 | 0 | 0 | 0 | 0 | 0 |
| OWN-GOALS RECEIVED | | | | | | 1 | | | | | | | | | |
| TEAM TOTALS | | | 34 | 34 | 3060 | 52 | 43 | 399 | 148 | 413 | 412 | 57 | 168 | 52 | 4 |
| OPPONENT TOTALS | | | 34 | 34 | 3060 | 39 | 38 | 385 | 122 | 412 | 413 | 75 | 168 | 61 | 7 |

GAME-WINNING GOALS: DAVID TEXEIRA 3, BLAS PEREZ 3, TESHO AKINDELE 3, MAURO DIAZ 2, MICHAEL BARRIOS 2, VICTOR ULLOA 1, MICHEL 1, ATIBA HARRIS 1, FABIAN CASTILLO 1.

GAME-WINNING ASSISTS: MAURO DIAZ 4, FABIAN CASTILLO 2, DAVID TEXEIRA 1, MICHEL 1, ZACH LOYD 1, RYAN HOLLINGSHEAD 1, MOISES HERNANDEZ 1, KELLYN ACOSTA 1.

PENALTY KICK GOALS/ATTEMPTS: MAURO DIAZ 3-4, TESHO AKINDELE 1-1.

FC DALLAS INDIVIDUAL GOALKEEPING

| # | POS | GOALKEEPER | GP | GS | MIN | SHTS | SV | GA | GAA | PG | PA | W | L | T | SO |
|-----------------|-----|----------------|----|----|------|------|----|----|------|----|----|----|----|---|----|
| 44 | G | JESSE GONZALEZ | 11 | 11 | 990 | 47 | 37 | 10 | 0.91 | 2 | 4 | 7 | 3 | 1 | 5 |
| 1 | G | DAN KENNEDY | 16 | 16 | 1440 | 48 | 30 | 19 | 1.19 | 3 | 4 | 7 | 5 | 4 | 5 |
| 18 | G | CHRIS SEITZ | 7 | 7 | 630 | 27 | 17 | 10 | 1.43 | 0 | 1 | 4 | 2 | 1 | 3 |
| TEAM TOTALS | | | 34 | 34 | 3060 | 122 | 84 | 39 | 1.15 | 5 | 9 | 18 | 10 | 6 | 13 |
| OPPONENT TOTALS | | | 34 | 34 | 3060 | 148 | 94 | 52 | 1.53 | 4 | 5 | 10 | 18 | 6 | 9 |

2015 REGULAR SEASON GAME-BY-GAME

| DATE | OPPONENT | RESULT | ATT. | W-L-T | NOTES: |
|----------|-----------------|--------|--------|---------|--|
| 03/07/15 | San Jose | W 1-0 | 15,236 | 1-0-0 | DAL: Blas Perez (92+) |
| 03/14/15 | Sporting KC | W 3-1 | 14,149 | 2-0-0 | DAL: Blas Perez (17,52) Castillo (73); KC: Espinoza (44) |
| 03/21/15 | @Philadelphia | W 2-0 | 16,031 | 3-0-0 | DAL: Akindele (49) Hollingshead (59) |
| 03/28/15 | Seattle | T 0-0 | 18,333 | 3-0-1 | None |
| 04/04/15 | @Portland | L 1-3 | 21,144 | 3-1-1 | DAL: Akindele (29); POR: Borchers (23) Urruti (62) Chara (87) |
| 04/10/15 | Colorado | L 0-4 | 12,929 | 3-2-1 | COL: Badji (2) Powers (43) Torres (70) Serna (85) |
| 04/18/15 | Toronto FC | W 3-2 | 16,176 | 4-2-1 | DAL: Castillo (0:29,10) Blas Perez (27); TOR: Giovinco (83,89) |
| 04/24/15 | @Colorado | T 1-1 | 12,944 | 4-2-2 | DAL: Diaz (31); COL: LaBrocca (79) |
| 05/01/15 | @Houston | W 4-1 | 19,975 | 5-2-2 | DAL: Hollingshead (9) Texeira (21) Diaz (52) Castillo (55); HOU: Barnes (32) |
| 05/09/15 | LA Galaxy | W 2-1 | 13,829 | 6-2-2 | DAL: Blas Perez (77) Akindele (86); LA: Zardes (59) |
| 05/15/15 | NY Red Bulls | T 0-0 | 12,640 | 6-2-3 | None |
| 05/23/15 | @Montreal | L 1-2 | 13,020 | 6-3-3 | DAL: Hedges (77); MTL: Piatti (25) McInerney (50) |
| 05/29/15 | @Sporting KC | L 0-4 | 20,172 | 6-4-3 | KC: Nemeth (19) Feilhaber (51) Ellis (57) Zusi (64) |
| 06/07/15 | @San Jose | T 0-0 | 18,000 | 6-4-4 | None |
| 06/13/15 | @Seattle | L 0-3 | 41,108 | 6-5-4 | SEA: Neagle (55) Martins (73) Gonzalez (92+) |
| 06/19/15 | @Colorado | T 1-1 | 15,585 | 6-5-5 | DAL: Castillo (71); COL: Serna (88) |
| 06/26/15 | Houston | W 2-0 | 15,037 | 7-5-5 | DAL: own goal (33) Castillo (42) |
| 07/04/15 | New England | W 3-0 | 19,140 | 8-5-5 | DAL: Diaz (9) Castillo (64) Barrios (73) |
| 07/11/15 | @Orlando City | W 2-0 | 30,513 | 9-5-5 | DAL: Diaz (46+) Texeira (64) |
| 07/18/15 | D.C. United | W 2-1 | 16,215 | 10-5-5 | DAL: Acosta (73) Castillo (92+); DC: own goal (77) |
| 07/25/15 | Portland | W 4-1 | 15,992 | 11-5-5 | DAL: Barrios (12,22) Acosta (69) Diaz (87); POR: Adi (93+) |
| 08/02/15 | @Chicago | L 0-2 | 14,209 | 11-6-5 | CHI: Accam (4) Maloney (85) |
| 08/15/15 | LA Galaxy | L 1-2 | 21,907 | 11-7-5 | DAL: Barrios (33); LA: Keane (51,55) |
| 08/22/15 | @Vancouver | L 0-1 | 21,000 | 11-8-5 | VAN: Techera (32) |
| 08/29/15 | Real Salt Lake | W 2-0 | 18,172 | 12-8-5 | DAL: Akindele (51) Castillo (79) |
| 09/06/15 | @Columbus | W 3-0 | 20,217 | 13-8-5 | DAL: Harris (27) Barrios (69) Texeira (71) |
| 09/12/15 | NYC FC | W 2-1 | 16,937 | 14-8-5 | DAL: Akindele (45) Michel (49+); NYC: Mullins (70) |
| 09/18/15 | @Sporting KC | L 1-3 | 18,861 | 14-9-5 | DAL: Ulloa (80); KC: Feilhaber (65,76) Dwyer (83) |
| 09/27/15 | @LA Galaxy | L 2-3 | 27,000 | 14-10-5 | DAL: Barrios (35) Harris (86); LA: dos Santos (11) Keane (14) Gerrard (57) |
| 10/04/15 | Houston | W 4-1 | 16,744 | 15-10-5 | DAL: Diaz (25) Texeira (51,93+) Acosta (53); HOU: Clark (36) |
| 10/07/15 | @Vancouver | T 0-0 | 19,339 | 15-10-6 | None |
| 10/14/15 | Vancouver | W 2-0 | 11,848 | 16-10-6 | DAL: Barrios (32) Diaz (52) |
| 10/17/15 | @Real Salt Lake | W 1-0 | 19,899 | 17-10-6 | DAL: Texeira (57) |
| 10/25/15 | San Jose | W 2-1 | 16,937 | 18-10-6 | DAL: Diaz (38) Ulloa (79); SJ: AmariKwa (13) |

FINAL REGULAR SEASON STANDINGS

| OVERALL | | | | | | | | | | HOME | | | | | | | | | | AWAY | | | | | | | | | |
|--------------------|----|----|----|---|-----|----|----|----|-----|------|---|----|----|----|----|---|----|----|----|------|----|--|--|--|--|--|--|--|--|
| EASTERN CONFERENCE | | | | | | | | | | | | | | | | | | | | | | | | | | | | | |
| | GP | W | L | T | PTS | GF | GA | GD | W | L | T | GF | GA | W | L | T | GF | GA | | | | | | | | | | | |
| NY Red Bulls | 34 | 18 | 10 | | 60 | 62 | 43 | 19 | 12 | 3 | | 2 | 35 | 18 | 6 | | 7 | 4 | 27 | 25 | | | | | | | | | |
| Columbus | 34 | 15 | 11 | | 53 | 58 | 53 | 5 | 9 | 4 | | 4 | 38 | 25 | 6 | | 7 | 4 | 20 | 28 | | | | | | | | | |
| Montreal | 34 | 15 | 13 | | 6 | 51 | 48 | 44 | 4 | 11 | 4 | | 2 | 32 | 17 | 4 | | 9 | 4 | 16 | 27 | | | | | | | | |
| D.C. United | 34 | 15 | 13 | | 6 | 51 | 43 | 45 | -2 | 11 | 3 | | 3 | 34 | 21 | 4 | 10 | 3 | 9 | 24 | | | | | | | | | |
| New England | 34 | 14 | 12 | | 8 | 50 | 48 | 47 | 1 | 9 | 2 | | 6 | 27 | 12 | 5 | 10 | 2 | 21 | 35 | | | | | | | | | |
| Toronto FC | 34 | 15 | 15 | | 4 | 49 | 58 | 58 | 0 | 11 | 5 | | 1 | 34 | 22 | 4 | 10 | 3 | 24 | 36 | | | | | | | | | |
| Orlando City | 34 | 12 | 14 | | 8 | 44 | 46 | 56 | -10 | 7 | 5 | | 5 | 25 | 19 | 5 | 9 | 3 | 21 | 37 | | | | | | | | | |
| NY City FC | 34 | 10 | 17 | | 7 | 37 | 49 | 58 | -9 | 6 | 7 | | 4 | 32 | 31 | 4 | 10 | 3 | 17 | 27 | | | | | | | | | |
| Philadelphia | 34 | 10 | 17 | | 7 | 37 | 42 | 55 | -13 | 7 | 7 | | 3 | 22 | 19 | 3 | 10 | 4 | 20 | 36 | | | | | | | | | |
| Chicago | 34 | 8 | 20 | | 6 | 30 | 43 | 58 | -15 | 8 | 8 | | 1 | 23 | 19 | 0 | 12 | 5 | 20 | 39 | | | | | | | | | |
| WESTERN CONFERENCE | | | | | | | | | | | | | | | | | | | | | | | | | | | | | |
| | GP | W | L | T | PTS | GF | GA | GD | W | L | T | GF | GA | W | L | T | GF | GA | | | | | | | | | | | |
| FC Dallas | 34 | 18 | 10 | | 6 | 60 | 52 | 39 | 13 | 13 | 2 | | 2 | 33 | 15 | 5 | 8 | 4 | 19 | 24 | | | | | | | | | |
| Vancouver | 34 | 16 | 13 | | 5 | 53 | 45 | 36 | 9 | 9 | 6 | | 2 | 27 | 18 | 7 | 7 | 3 | 18 | 18 | | | | | | | | | |
| Portland | 34 | 15 | 11 | | 8 | 53 | 41 | 39 | 2 | 8 | 3 | | 6 | 23 | 13 | 7 | 8 | 2 | 18 | 26 | | | | | | | | | |
| Seattle | 34 | 15 | 13 | | 6 | 51 | 44 | 36 | 8 | 11 | 4 | | 2 | 26 | 14 | 4 | 9 | 4 | 18 | 22 | | | | | | | | | |
| Los Angeles | 34 | 14 | 11 | | 9 | 51 | 56 | 46 | 10 | 12 | 2 | | 3 | 41 | 16 | 2 | 9 | 6 | 15 | 30 | | | | | | | | | |
| Sporting KC | 34 | 14 | 11 | | 9 | 51 | 48 | 45 | 3 | 10 | 2 | | 5 | 29 | 20 | 4 | 9 | 4 | 19 | 25 | | | | | | | | | |
| San Jose | 34 | 13 | 13 | | 8 | 47 | 41 | 39 | 2 | 8 | 3 | | 6 | 17 | 11 | 5 | 10 | 2 | 24 | 28 | | | | | | | | | |
| Houston | 34 | 11 | 14 | | 9 | 42 | 42 | 49 | -7 | 9 | 4 | | 4 | 30 | 21 | 2 | 10 | 5 | 12 | 28 | | | | | | | | | |
| Real Salt Lake | 34 | 11 | 15 | | 8 | 41 | 38 | 48 | -10 | 7 | 4 | | 6 | 22 | 14 | 4 | 11 | 2 | 16 | 34 | | | | | | | | | |
| Colorado | 34 | 9 | 15 | | 10 | 37 | 33 | 43 | -10 | 5 | 7 | | 5 | 19 | 23 | 4 | 8 | 5 | 14 | 29 | | | | | | | | | |



2014 FC DALLAS STATISTICS



RECORD

16-12-6, 54 pts

HEAD COACH

Oscar Pareja: 16-12-6

PLAYOFFS

1-0-2

MLS HONORS

Mauro Diaz - Player of the Month (March)

Blas Perez - Player of the Week (27)

Tesho Akindele - Player of the Week (23)

Chis Seitz - Save of the Week (5 & 6)

Raul Fernandez - Save of the Week (10)

| # | POS | PLAYER | GP | GS | MIN | G | A | SHT | SOG | FC | FS | OFF | CK | C | E |
|--------------------|-----|-------------------|----|----|------|----|----|-----|-----|-----|-----|-----|-----|----|----|
| 7 | F | BLAS PEREZ | 29 | 24 | 2061 | 11 | 6 | 55 | 21 | 46 | 51 | 12 | 0 | 4 | 2 |
| 11 | F | FABIAN CASTILLO | 27 | 26 | 2282 | 10 | 4 | 74 | 32 | 30 | 29 | 31 | 4 | 5 | 0 |
| 31 | M | MICHEL | 25 | 20 | 1787 | 8 | 5 | 36 | 13 | 31 | 20 | 0 | 88 | 6 | 1 |
| 13 | F | TESHO AKINDELE | 26 | 18 | 1748 | 7 | 3 | 30 | 16 | 18 | 21 | 9 | 0 | 2 | 0 |
| 27 | M | JE-VAUGHN WATSON | 31 | 29 | 2481 | 4 | 2 | 29 | 8 | 43 | 20 | 6 | 0 | 4 | 2 |
| 9 | F | DAVID TEXEIRA | 19 | 9 | 839 | 4 | 0 | 19 | 10 | 21 | 22 | 4 | 0 | 3 | 0 |
| 10 | M | MAURO DIAZ | 17 | 9 | 917 | 3 | 3 | 20 | 6 | 11 | 35 | 1 | 19 | 2 | 0 |
| 24 | D | MATT HEDGES | 32 | 32 | 2790 | 3 | 1 | 19 | 6 | 29 | 17 | 2 | 0 | 4 | 0 |
| 91 | F | ANDRES ESCOBAR | 23 | 18 | 1590 | 2 | 4 | 23 | 8 | 16 | 52 | 2 | 37 | 0 | 0 |
| 17 | D | ZACH LOYD | 29 | 28 | 2414 | 1 | 0 | 5 | 2 | 20 | 25 | 1 | 0 | 2 | 1 |
| 5 | D | JAIR BENITEZ | 26 | 19 | 1716 | 0 | 4 | 10 | 2 | 16 | 32 | 2 | 9 | 1 | 0 |
| 23 | D | KELLYN ACOSTA | 15 | 9 | 843 | 0 | 1 | 7 | 0 | 13 | 8 | 0 | 0 | 2 | 0 |
| 22 | D | STEPHEN KEEL | 16 | 14 | 1307 | 0 | 1 | 1 | 0 | 13 | 7 | 2 | 0 | 2 | 0 |
| 20 | M | HENDRY THOMAS | 10 | 9 | 770 | 0 | 1 | 4 | 0 | 19 | 9 | 0 | 0 | 2 | 1 |
| 28 | M | VICTOR ULLOA | 28 | 26 | 2365 | 0 | 1 | 13 | 3 | 16 | 21 | 0 | 9 | 4 | 0 |
| 16 | F | COY CRAFT | 1 | 0 | 6 | 0 | 0 | 0 | 0 | 0 | 0 | 0 | 0 | 0 | 0 |
| 1 | G | RAUL FERNANDEZ | 21 | 20 | 1818 | 0 | 0 | 0 | 0 | 0 | 3 | 0 | 0 | 1 | 0 |
| 26 | M | DANNY GARCIA | 4 | 4 | 282 | 0 | 0 | 2 | 2 | 3 | 13 | 1 | 1 | 0 | 0 |
| 3 | D | MOISES HERNANDEZ | 17 | 13 | 1116 | 0 | 0 | 7 | 2 | 30 | 8 | 0 | 3 | 2 | 2 |
| 12 | M | RYAN HOLLINGSHEAD | 11 | 4 | 289 | 0 | 0 | 6 | 1 | 3 | 3 | 1 | 0 | 0 | 0 |
| 4 | M | ANDREW JACOBSON | 13 | 5 | 542 | 0 | 0 | 2 | 0 | 6 | 9 | 1 | 0 | 1 | 0 |
| 8 | M | PETER LUCCIN | 11 | 2 | 245 | 0 | 0 | 8 | 2 | 9 | 1 | 0 | 0 | 1 | 0 |
| 6 | M | ADAM MOFFAT | 20 | 13 | 1150 | 0 | 0 | 14 | 1 | 22 | 6 | 1 | 0 | 4 | 1 |
| 18 | G | CHRIS SEITZ | 14 | 14 | 1242 | 0 | 0 | 0 | 0 | 0 | 0 | 0 | 0 | 1 | 0 |
| 34 | D | NICHOLAS WALKER | 1 | 0 | 3 | 0 | 0 | 0 | 0 | 0 | 0 | 0 | 0 | 0 | 0 |
| 25 | D | WALKER ZIMMERMAN | 10 | 9 | 770 | 0 | 0 | 2 | 2 | 3 | 4 | 0 | 0 | 0 | 0 |
| 21 | D | WALTER CABRERA | 0 | 0 | 0 | 0 | 0 | 0 | 0 | 0 | 0 | 0 | 0 | 0 | 0 |
| 44 | G | JESSE GONZALEZ | 0 | 0 | 0 | 0 | 0 | 0 | 0 | 0 | 0 | 0 | 0 | 0 | 0 |
| 14 | D | GEORGE JOHN | 0 | 0 | 0 | 0 | 0 | 0 | 0 | 0 | 0 | 0 | 0 | 0 | 0 |
| 15 | M | BRIAN SPAN | 0 | 0 | 0 | 0 | 0 | 0 | 0 | 0 | 0 | 0 | 0 | 0 | 0 |
| 32 | F | JONATHAN TOP | 0 | 0 | 0 | 0 | 0 | 0 | 0 | 0 | 0 | 0 | 0 | 0 | 0 |
| OWN-GOALS RECEIVED | | | | | | 2 | | | | | | | | | |
| TEAM TOTALS | | | 34 | 34 | 3060 | 55 | 36 | 386 | 137 | 418 | 442 | 76 | 170 | 53 | 10 |
| OPPONENT TOTALS | | | 34 | 34 | 3060 | 45 | 41 | 492 | 162 | 442 | 418 | 44 | 167 | 63 | 5 |

GAME-WINNING GOALS: FABIAN CASTILLO 4, BLAS PEREZ 3, JE-VAUGHN WATSON 2, MAURO DIAZ 2, DAVID TEXEIRA 1, MICHEL 1, ANDRES ESCOBAR 1, TESHO AKINDELE 1.

GAME-WINNING ASSISTS: TESHO AKINDELE 2, BLAS PEREZ 1, MICHEL 1, STEPHEN KEEL 1, MATT HEDGES 1, ANDRES ESCOBAR 1, MAURO DIAZ 1, FABIAN CASTILLO 1.

PENALTY KICK GOALS/ATTEMPTS: MICHEL 5-5, BLAS PEREZ 2-3, FABIAN CASTILLO 0-1.

FC DALLAS INDIVIDUAL GOALKEEPING

| # | POS | GOALKEEPER | GP | GS | MIN | SHTS | SV | GA | GAA | PG | PA | W | L | T | SO |
|-----------------|-----|----------------|----|----|------|------|-----|----|------|----|----|----|----|---|----|
| 1 | G | RAUL FERNANDEZ | 21 | 20 | 1818 | 95 | 66 | 25 | 1.24 | 3 | 4 | 9 | 8 | 3 | 4 |
| 18 | G | CHRIS SEITZ | 14 | 14 | 1242 | 67 | 44 | 20 | 1.45 | 0 | 1 | 7 | 4 | 3 | 2 |
| TEAM TOTALS | | | 34 | 34 | 3060 | 162 | 110 | 45 | 1.32 | 3 | 5 | 16 | 12 | 6 | 6 |
| OPPONENT TOTALS | | | 34 | 34 | 3060 | 137 | 81 | 55 | 1.62 | 7 | 9 | 12 | 16 | 6 | 6 |

2014 REGULAR SEASON GAME-BY-GAME

| DATE | OPPONENT | RESULT | ATT. | W-L-T | NOTES: |
|----------|-----------------|--------|--------|---------|---|
| 03/08/14 | Montreal | W 3-2 | 18,011 | 1-0-0 | DAL: Castillo (16) Perez (24) Diaz (47); MTL: Nyassi (10) Wenger (65) |
| 03/15/14 | @Sporting KC | T 1-1 | 19,431 | 1-0-1 | DAL: Hedges (90); KC: Collin (81) |
| 03/22/14 | Chivas USA | W 3-1 | 15,564 | 2-0-1 | DAL: Castillo (71) Watson (78) Michel (86); CHV: Torres (81) |
| 03/29/14 | Portland | W 2-1 | 16,045 | 3-0-1 | DAL: Perez (48+) Diaz (84); POR: own goal (66) |
| 04/05/14 | @Houston | W 4-1 | 22,202 | 4-0-1 | DAL: Michel (31) Watson (61,70) own goal (68); HOU: Clark (41) |
| 04/12/14 | Seattle | L 2-3 | 17,070 | 4-1-1 | DAL: Texeira (10) Michel (42); SEA: Dempsey (22,85) own goal (75) |
| 04/19/14 | Toronto FC | W 2-1 | 17,406 | 5-1-1 | DAL: Hedges (37) Perez (88); TOR: Nakajima-Farran (21) |
| 04/26/14 | @D.C. United | L 1-4 | 11,172 | 5-2-1 | DAL: Diaz (13); DC: Espindola (49+,69) Boswell (60) Franklin (64) |
| 05/04/14 | NY Red Bulls | L 0-1 | 17,105 | 5-3-1 | NY: Wright-Phillips (71) |
| 05/07/14 | @Seattle | L 1-2 | 38,489 | 5-4-1 | DAL: Michel (16); SEA: Neagle (62) Cooper (88) |
| 05/10/14 | @San Jose | L 1-2 | 10,525 | 5-5-1 | DAL: Michel (76); SJ: Cato (25) own goal (73) |
| 05/17/14 | Chivas USA | T 1-1 | 15,039 | 5-5-2 | DAL: Castillo (83); CHV: Delgado (60) |
| 05/21/14 | @Los Angeles | L 1-2 | 14,615 | 5-6-2 | DAL: Akindele (65); LA: Keane (24) Zardes (44) |
| 05/24/14 | @Real Salt Lake | T 0-0 | 20,488 | 5-6-3 | None |
| 05/31/14 | San Jose | L 1-2 | 15,682 | 5-7-3 | DAL: Perez (16); SJ: Harris (27) Pierazzi (45) |
| 06/07/14 | Colorado | W 3-2 | 16,209 | 6-7-3 | DAL: Escobar (33) Loyd (47+) Castillo (62); COL: Brown (25) Martin (52) |
| 06/11/14 | @Portland | T 2-2 | 20,814 | 6-7-4 | DAL: Castillo (27) Perez (39); POR: Johnson (79) Kah (94+) |
| 06/29/14 | @Columbus | T 0-0 | 20,617 | 6-7-5 | None |
| 07/04/14 | Philadelphia | W 2-1 | 21,182 | 7-7-5 | DAL: Akindele (26) own goal (49); PHI: Okugo (43) |
| 07/19/14 | New England | W 2-0 | 15,551 | 8-7-5 | DAL: Escobar (29) Akindele (91+) |
| 07/27/14 | @Vancouver | T 2-2 | 21,000 | 8-7-6 | DAL: Perez (29) Michel (39); VAN: Mattocks (11) Morales (53) |
| 08/03/14 | @Chivas USA | W 1-0 | 3,951 | 9-7-6 | DAL: Akindele (49) |
| 08/09/14 | Colorado | W 3-1 | 15,731 | 10-7-6 | DAL: Hedges (9) Michel (11) Castillo (55); COL: Torres (86) |
| 08/16/14 | @San Jose | W 5-0 | 10,525 | 11-7-6 | DAL: Castillo (30,74) Akindele (43,58,86) |
| 08/22/14 | Real Salt Lake | W 2-1 | 17,622 | 12-7-6 | DAL: Watson (50) Castillo (74); RSL: Garcia (91+) |
| 08/30/14 | @Chicago | L 0-1 | 16,824 | 12-8-6 | CHI: Earnshaw (83) |
| 09/06/14 | @Real Salt Lake | L 1-2 | 20,545 | 12-9-6 | DAL: Michel (62); RSL: Findley (31) Saborio (77) |
| 09/13/14 | Vancouver | W 2-1 | 16,792 | 13-9-6 | DAL: Perez (20,78); VAN: Hurtado (67) |
| 09/20/14 | @LA Galaxy | L 1-2 | 22,863 | 13-10-6 | DAL: Perez (54); LA: Keane (62) Gordon (84) |
| 09/24/14 | Seattle | W 3-1 | 14,601 | 14-10-6 | DAL: Texeira (8,78) Perez (88); SEA: Neagle (58) |
| 10/04/14 | @Vancouver | L 0-2 | 20,183 | 14-11-6 | VAN: Fernandez (14,18) |
| 10/12/14 | LA Galaxy | W 2-1 | 19,039 | 15-11-6 | DAL: Texeira (52) Castillo (87); LA: Ishizaki (22) |
| 10/18/14 | @Colorado | W 1-0 | 15,274 | 16-11-6 | DAL: Perez (56) |
| 10/25/14 | Portland | L 0-2 | 17,231 | 16-12-6 | POR: Nagbe (43) Urruti (82) |

FINAL REGULAR SEASON STANDINGS

| OVERALL | | | | | | | | | | HOME | | | | | | | | | | AWAY | | | | | | | | | |
|--------------------|----|----|----|---|-----|----|----|----|-----|------|---|----|----|----|----|----|----|----|----|------|--|--|--|--|--|--|--|--|--|
| EASTERN CONFERENCE | | | | | | | | | | | | | | | | | | | | | | | | | | | | | |
| | GP | W | L | T | PTS | GF | GA | GD | W | L | T | GF | GA | W | L | T | GF | GA | | | | | | | | | | | |
| D.C. United | 34 | 17 | 9 | | 8 | 59 | 52 | 37 | 15 | 11 | 2 | 4 | 28 | 12 | 6 | 7 | 4 | 24 | 25 | | | | | | | | | | |
| New England | 34 | 17 | 13 | | 4 | 55 | 51 | 46 | 5 | 11 | 4 | 2 | 28 | 14 | 6 | 9 | 2 | 23 | 32 | | | | | | | | | | |
| Columbus | 34 | 14 | 10 | | 10 | 52 | 52 | 42 | 10 | 9 | 4 | 4 | 27 | 15 | 5 | 6 | 6 | 25 | 27 | | | | | | | | | | |
| New York | 34 | 13 | 10 | | 11 | 50 | 55 | 50 | 5 | 10 | 3 | 4 | 38 | 23 | 3 | 7 | 7 | 17 | 27 | | | | | | | | | | |
| Sporting KC | 34 | 14 | 13 | | 7 | 49 | 48 | 41 | 7 | 6 | 5 | 6 | 25 | 21 | 8 | 8 | 1 | 23 | 20 | | | | | | | | | | |
| Philadelphia | 34 | 10 | 12 | | 12 | 42 | 51 | 51 | 0 | 6 | 3 | 8 | 30 | 26 | 4 | 9 | 4 | 21 | 25 | | | | | | | | | | |
| Toronto FC | 34 | 11 | 15 | | 8 | 41 | 44 | 54 | -10 | 7 | 7 | 3 | 24 | 23 | 4 | 8 | 5 | 20 | 31 | | | | | | | | | | |
| Houston | 34 | 11 | 17 | | 6 | 39 | 39 | 58 | -19 | 8 | 5 | 4 | 27 | 25 | 3 | 12 | 2 | 12 | 33 | | | | | | | | | | |
| Chicago | 34 | 6 | 10 | | 18 | 36 | 41 | 51 | -10 | 4 | 2 | 11 | 22 | 20 | 2 | 8 | 7 | 19 | 31 | | | | | | | | | | |
| Montreal | 34 | 6 | 18 | | 10 | 28 | 38 | 58 | -20 | 6 | 6 | 5 | 24 | 24 | 0 | 12 | 5 | 14 | 34 | | | | | | | | | | |
| WESTERN CONFERENCE | | | | | | | | | | | | | | | | | | | | | | | | | | | | | |
| | GP | W | L | T | PTS | GF | GA | GD | W | L | T | GF | GA | W | L | T | GF | GA | | | | | | | | | | | |
| Seattle | 34 | 20 | 10 | | 4 | 64 | 65 | 50 | 15 | 12 | 4 | 1 | 31 | 16 | 8 | 6 | 3 | 34 | 34 | | | | | | | | | | |
| Los Angeles | 34 | 17 | 7 | | 10 | 61 | 69 | 37 | 32 | 12 | 1 | 4 | 44 | 14 | 5 | 6 | 6 | 25 | 23 | | | | | | | | | | |
| Real Salt Lake | 34 | 15 | 8 | | 11 | 56 | 54 | 39 | 15 | 11 | 1 | 5 | 33 | 14 | 4 | 7 | 6 | 21 | 25 | | | | | | | | | | |
| FC Dallas | 34 | 16 | 12 | | 6 | 54 | 55 | 45 | 10 | 12 | 4 | 1 | 33 | 22 | 4 | 8 | 5 | 22 | 23 | | | | | | | | | | |
| Vancouver | 34 | 12 | 8 | | 14 | 50 | 42 | 40 | 2 | 9 | 3 | 5 | 27 | 19 | 3 | 5 | 9 | 15 | 21 | | | | | | | | | | |
| Portland | 34 | 12 | 9 | | 1 | 33 | 49 | 61 | 52 | 9 | 5 | 3 | 9 | 34 | 28 | 7 | 6 | 4 | 27 | 24 | | | | | | | | | |
| Chivas USA | 34 | 9 | 19 | | 6 | 33 | 29 | 61 | 32 | 6 | 9 | 2 | 14 | 30 | 3 | 10 | 4 | 15 | 31 | | | | | | | | | | |
| Colorado | 34 | 8 | 18 | | 8 | 32 | 43 | 62 | -19 | 6 | 6 | 5 | 26 | 21 | 2 | 12 | 3 | 17 | 41 | | | | | | | | | | |
| San Jose | 34 | 6 | 16 | | 12 | 30 | 35 | 50 | -15 | 5 | 6 | 6 | 21 | 21 | 1 | 10 | 6 | 14 | 29 | | | | | | | | | | |



2013 FC DALLAS STATISTICS



RECORD

11-12-11, 44 pts

HEAD COACH

Schellas Hyndman : 62-59-58

PLAYOFFS

None

MLS HONORS

Raul Fernandez: MLS All-Star, MLS

Save of the Week (13)

George John: MLS All-Star

| # | POS | PLAYER | GP | GS | MIN | G | A | SHT | SOG | FC | FS | OFF | CK | C | E |
|--------------------|-----|------------------|----|----|------|----|----|-----|-----|-----|-----|-----|-----|----|---|
| 7 | F | BLAS PEREZ | 25 | 21 | 2019 | 11 | 3 | 56 | 29 | 39 | 48 | 16 | 0 | 5 | 1 |
| 33 | F | KENNY COOPER | 31 | 19 | 1741 | 6 | 1 | 45 | 21 | 22 | 24 | 23 | 0 | 2 | 1 |
| 10 | M | DAVID FERREIRA | 30 | 26 | 2419 | 3 | 9 | 32 | 10 | 24 | 76 | 5 | 64 | 4 | 0 |
| 31 | M | MICHEL | 31 | 26 | 2284 | 3 | 8 | 29 | 10 | 30 | 26 | 1 | 79 | 3 | 0 |
| 6 | M | JACKSON | 30 | 29 | 2375 | 3 | 3 | 61 | 17 | 57 | 44 | 10 | 0 | 5 | 2 |
| 20 | M | MAURO DIAZ | 10 | 5 | 423 | 3 | 2 | 11 | 6 | 3 | 8 | 1 | 17 | 0 | 0 |
| 4 | M | ANDREW JACOBSON | 27 | 27 | 2292 | 3 | 1 | 40 | 9 | 46 | 38 | 4 | 0 | 3 | 0 |
| 24 | D | MATT HEDGES | 33 | 32 | 2793 | 3 | 0 | 13 | 4 | 19 | 16 | 1 | 0 | 1 | 0 |
| 11 | M | FABIAN CASTILLO | 33 | 26 | 2176 | 2 | 6 | 45 | 16 | 30 | 21 | 17 | 8 | 7 | 0 |
| 27 | M | JE-VAUGHN WATSON | 24 | 15 | 1372 | 2 | 2 | 20 | 10 | 26 | 17 | 3 | 0 | 4 | 1 |
| 14 | D | GEORGE JOHN | 24 | 24 | 2070 | 2 | 0 | 13 | 5 | 27 | 22 | 0 | 0 | 3 | 0 |
| 25 | D | WALKER ZIMMERMAN | 7 | 4 | 411 | 2 | 0 | 4 | 3 | 2 | 1 | 0 | 0 | 0 | 0 |
| 9 | M | RAMON NUNEZ | 10 | 0 | 253 | 1 | 3 | 11 | 3 | 2 | 4 | 0 | 2 | 0 | 0 |
| 5 | D | JAIR BENITEZ | 31 | 28 | 2473 | 1 | 1 | 7 | 1 | 17 | 32 | 0 | 3 | 5 | 0 |
| 22 | D | STEPHEN KEEL | 8 | 5 | 497 | 1 | 0 | 3 | 1 | 3 | 5 | 1 | 0 | 1 | 0 |
| 29 | F | ERIC HASSLI | 15 | 4 | 429 | 0 | 1 | 16 | 4 | 10 | 6 | 9 | 0 | 2 | 0 |
| 23 | D | KELLYN ACOSTA | 13 | 11 | 1004 | 0 | 0 | 6 | 0 | 12 | 10 | 0 | 1 | 2 | 0 |
| 13 | M | BRADLEE BALADEZ | 1 | 0 | 27 | 0 | 0 | 0 | 0 | 2 | 0 | 0 | 0 | 0 | 0 |
| 12 | M | ERICK | 9 | 8 | 652 | 0 | 0 | 7 | 0 | 13 | 16 | 0 | 0 | 1 | 0 |
| 1 | G | RAUL FERNANDEZ | 26 | 26 | 2340 | 0 | 0 | 1 | 0 | 0 | 3 | 0 | 0 | 1 | 0 |
| 17 | D | ZACH LOYD | 25 | 24 | 2132 | 0 | 0 | 5 | 2 | 25 | 24 | 2 | 1 | 1 | 0 |
| 8 | M | PETER LUCCIN | 3 | 2 | 201 | 0 | 0 | 2 | 0 | 5 | 3 | 0 | 1 | 3 | 0 |
| 18 | G | CHRIS SEITZ | 8 | 8 | 720 | 0 | 0 | 0 | 0 | 0 | 0 | 0 | 0 | 0 | 0 |
| 16 | D | BOBBY WARSHAW | 9 | 1 | 130 | 0 | 0 | 2 | 0 | 1 | 1 | 0 | 0 | 0 | 0 |
| 21 | D | LONDON WOODBERRY | 8 | 3 | 363 | 0 | 0 | 1 | 1 | 1 | 3 | 0 | 0 | 1 | 0 |
| | G | JESSE GONZALEZ | 0 | 0 | 0 | 0 | 0 | 0 | 0 | 0 | 0 | 0 | 0 | 0 | 0 |
| | D | MOISES HERNANDEZ | 0 | 0 | 0 | 0 | 0 | 0 | 0 | 0 | 0 | 0 | 0 | 0 | 0 |
| 40 | G | RICHARD SANCHEZ | 0 | 0 | 0 | 0 | 0 | 0 | 0 | 0 | 0 | 0 | 0 | 0 | 0 |
| 32 | F | JONATHAN TOP | 0 | 0 | 0 | 0 | 0 | 0 | 0 | 0 | 0 | 0 | 0 | 0 | 0 |
| 28 | M | VICTOR ULLOA | 0 | 0 | 0 | 0 | 0 | 0 | 0 | 0 | 0 | 0 | 0 | 0 | 0 |
| 30 | G | KYLE ZOBECK | 0 | 0 | 0 | 0 | 0 | 0 | 0 | 0 | 0 | 0 | 0 | 0 | 0 |
| OWN-GOALS RECEIVED | | | | | | 2 | | | | | | | | | |
| TEAM TOTALS | | | 34 | 34 | 3060 | 48 | 40 | 430 | 152 | 416 | 480 | 93 | 176 | 54 | 5 |
| OPPONENT TOTALS | | | 34 | 34 | 3060 | 52 | 46 | 438 | 165 | 480 | 416 | 66 | 169 | 54 | 6 |

GAME-WINNING GOALS: FABIAN CASTILLO 2, JE-VAUGHN WATSON 1, BLAS PEREZ 1, GEORGE JOHN 1, MATT HEDGES 1, JACKSON 1, DAVID FERREIRA 1, MAURO DIAZ 1, KENNY COOPER 1.

GAME-WINNING ASSISTS: MICHEL 3, DAVID FERREIRA 3, RAMON NUNEZ 1, JACKSON 1, FABIAN CASTILLO 1.

PENALTY KICK GOALS/ATTEMPTS: KENNY COOPER 2-3, MICHEL 1-1.

FC DALLAS INDIVIDUAL GOALKEEPING

| # | POS | GOALKEEPER | GP | GS | MIN | SHTS | SV | GA | GAA | PG | PA | W | L | T | SO |
|-----------------|-----|----------------|----|----|------|------|-----|----|------|----|----|----|----|----|----|
| 18 | G | CHRIS SEITZ | 8 | 8 | 720 | 36 | 24 | 11 | 1.38 | 0 | 0 | 4 | 2 | 2 | 2 |
| 1 | G | RAUL FERNANDEZ | 26 | 26 | 2340 | 129 | 88 | 41 | 1.58 | 2 | 3 | 7 | 10 | 9 | 7 |
| TEAM TOTALS | | | 34 | 34 | 3060 | 165 | 112 | 52 | 1.53 | 2 | 3 | 11 | 12 | 11 | 9 |
| OPPONENT TOTALS | | | 34 | 34 | 3060 | 152 | 103 | 48 | 1.41 | 3 | 4 | 12 | 11 | 11 | 7 |

2013 REGULAR SEASON GAME-BY-GAME

| DATE | OPPONENT | RESULT | ATT. | W-L-T | NOTES: |
|----------|-----------------|--------|--------|---------|---|
| 03/02/13 | Colorado | W 1-0 | 18,075 | 1-0-0 | DAL: Jackson (11) |
| 03/10/13 | @Chivas USA | L 1-3 | 6,801 | 1-1-0 | DAL: Ferreira (57); CHV: Agudelo (68) Minda (76) Casillas (93+) |
| 03/17/13 | Houston | W 3-2 | 15,623 | 2-1-0 | DAL: John (34) Jacobson (35) Cooper (90); HOU: Driver (79) Davis (83) |
| 03/23/13 | Real Salt Lake | W 2-0 | 11,181 | 3-1-0 | DAL: Castillo (71) Jackson (81) |
| 03/30/13 | @New England | W 1-0 | 10,284 | 4-1-0 | DAL: Perez (87) |
| 04/06/13 | @Toronto FC | T 2-2 | 16,111 | 4-1-1 | DAL: Jacobson (34) Perez (59); TOR: Braun (85) Russell (90) |
| 04/13/13 | Los Angeles | W 1-0 | 20,465 | 5-1-1 | DAL: John (87) |
| 04/20/13 | Vancouver | W 2-0 | 14,339 | 6-1-1 | DAL: own goal (29) Perez (50) |
| 04/27/13 | @Vancouver | T 2-2 | 19,967 | 6-1-2 | DAL: own goal (9) Hedges (47); VAN: Manneh (72) Sanvezzo (75) |
| 05/08/13 | Portland | T 1-1 | 10,112 | 6-1-3 | DAL: Cooper (77); POR: Nagbe (70) |
| 05/11/13 | D.C. United | W 2-1 | 14,322 | 7-1-3 | DAL: Jackson (11) Watson (77); DC: De Rosario (43) |
| 05/18/13 | @Seattle | L 2-4 | 38,979 | 7-2-3 | DAL: Cooper (54) Michel (61); SEA: Johnson (16,62) Neagle (31) Martins (83) |
| 05/25/13 | San Jose | W 1-0 | 15,063 | 8-2-3 | DAL: Castillo (33) |
| 06/01/13 | @Colorado | T 2-2 | 17,551 | 8-2-4 | DAL: Perez (61,66); COL: Harris (56,64) |
| 06/15/13 | @Portland | L 0-1 | 20,674 | 8-3-4 | POR: Nagbe (52) |
| 06/22/13 | Sporting KC | T 2-2 | 16,361 | 8-3-5 | DAL: Jacobson (88) Zimmerman (90); KC: Kamara (43) own goal (57) |
| 06/29/13 | @Philadelphia | T 2-2 | 18,212 | 8-3-6 | DAL: Zimmerman (24) Perez (97+); PHI: Okugo (20) Wheeler (87) |
| 07/04/13 | Chivas USA | T 0-0 | 22,035 | 8-3-7 | None |
| 07/07/13 | @LA Galaxy | L 0-2 | 19,729 | 8-4-7 | LA: Sarvas (65) Jimenez (80) |
| 07/13/13 | Real Salt Lake | L 0-3 | 16,560 | 8-5-7 | RSL: Morales (39) Grabavoy (79) Garcia (90) |
| 07/20/13 | @Montreal | T 0-0 | 20,801 | 8-5-8 | None |
| 08/03/13 | @Seattle | L 0-3 | 39,360 | 8-6-8 | SEA: Martins (8) Johnson (22) Evans (94+) |
| 08/11/13 | LA Galaxy | T 3-3 | 18,161 | 8-6-9 | DAL: Hedges (15) Perez (48,86); LA: Donovan (46+,73,82) |
| 08/17/13 | @Portland | L 1-2 | 20,674 | 8-7-9 | DAL: Diaz (28); POR: R. Johnson (26) Nagbe (33) |
| 08/21/13 | @Chivas USA | W 3-1 | 7,071 | 9-7-9 | DAL: Perez (71) Ferreira (86) Nunez (90); CHV: de la Fuente (43) |
| 08/24/13 | San Jose | T 2-2 | 14,920 | 9-7-10 | DAL: Perez (19) Michel (72); SJ: Gordon (8) Beitashour (16) |
| 09/07/13 | Vancouver | W 3-1 | 13,603 | 10-7-10 | DAL: Watson (8) Diaz (87) Benitez (89); VAN: Kobayashi (4) |
| 09/14/13 | @Colorado | L 1-2 | 13,145 | 10-8-10 | DAL: Ferreira (51); COL: Sanchez (59) own goal (65) |
| 09/22/13 | @New York | L 0-1 | 18,976 | 10-9-10 | NY: own goal (76) |
| 09/29/13 | Columbus | L 2-4 | 11,422 | 10-10-1 | DAL: Perez (21) Diaz (54); CLB: Higuain (9) Arrieta (17) Oduro (44) Anor (86) |
| 10/05/13 | @Real Salt Lake | T 1-1 | 20,488 | 10-10-1 | DAL: Cooper (72); RSL: Saborio (60) |
| 10/12/13 | Chicago | L 2-3 | 14,087 | 10-11-1 | DAL: Cooper (63,75); CHI: Anangono (25) Magee (42) Anibaba (52) |
| 10/19/13 | Seattle | W 2-0 | 15,017 | 11-11-1 | DAL: Hedges (65) Michel (87) |
| 10/26/13 | @San Jose | L 1-2 | 10,525 | 11-12-1 | DAL: Keel (90); SJ: Martinez (27) Wondolowski (57) |

FINAL REGULAR SEASON STANDINGS

| OVERALL | | | | | | | | | | HOME | | | | | AWAY | | | | |
|--------------------|----|----|----|----|-----|----|----|-----|----|------|---|----|----|---|------|----|----|----|--|
| EASTERN CONFERENCE | | | | | | | | | | | | | | | | | | | |
| | GP | W | L | T | PTS | GF | GA | GD | W | L | T | GF | GA | W | L | T | GF | GA | |
| New York | 34 | 17 | 9 | 8 | 59 | 58 | 41 | 17 | 11 | 2 | 4 | 34 | 16 | 6 | 7 | 4 | 24 | 25 | |
| Sporting KC | 34 | 17 | 10 | 7 | 58 | 47 | 30 | 17 | 9 | 5 | 3 | 29 | 15 | 8 | 5 | 4 | 18 | 15 | |
| New England | 34 | 14 | 11 | 9 | 51 | 49 | 38 | 11 | 8 | 5 | 4 | 29 | 16 | 6 | 6 | 5 | 20 | 22 | |
| Houston | 34 | 14 | 11 | 9 | 51 | 41 | 41 | 0 | 9 | 4 | 4 | 24 | 17 | 5 | 7 | 5 | 17 | 24 | |
| Montreal | 34 | 14 | 13 | 7 | 49 | 50 | 49 | 1 | 10 | 4 | 3 | 31 | 20 | 4 | 9 | 4 | 19 | 29 | |
| Chicago | 34 | 14 | 13 | 7 | 49 | 47 | 52 | -5 | 10 | 4 | 3 | 29 | 21 | 4 | 9 | 4 | 18 | 31 | |
| Philadelphia | 34 | 12 | 12 | 10 | 46 | 42 | 44 | -2 | 7 | 5 | 5 | 23 | 18 | 5 | 7 | 5 | 19 | 26 | |
| Columbus | 34 | 12 | 17 | 5 | 41 | 42 | 46 | -4 | 7 | 7 | 3 | 19 | 13 | 5 | 10 | 2 | 23 | 33 | |
| Toronto FC | 34 | 6 | 17 | 11 | 29 | 30 | 47 | -17 | 4 | 5 | 8 | 23 | 22 | 2 | 12 | 3 | 7 | 25 | |
| D.C. United | 34 | 3 | 24 | 7 | 16 | 22 | 59 | -37 | 3 | 10 | 4 | 16 | 29 | 0 | 14 | 3 | 6 | 30 | |
| WESTERN CONFERENCE | | | | | | | | | | | | | | | | | | | |
| | GP | W | L | T | PTS | GF | GA | GD | W | L | T | GF | GA | W | L | T | GF | GA | |
| Portland | 34 | 14 | 5 | 15 | 57 | 54 | 33 | 21 | 11 | 1 | 5 | 29 | 11 | 3 | 4 | 10 | 25 | 22 | |
| Real Salt Lake | 34 | 16 | 10 | 8 | 56 | 57 | 41 | 16 | 10 | 3 | 4 | 31 | 16 | 6 | 7 | 4 | 26 | 25 | |
| Los Angeles | 34 | 15 | 11 | 8 | 53 | 53 | 38 | 15 | 11 | 2 | 4 | 32 | 8 | 4 | 9 | 4 | 21 | 30 | |
| Seattle | 34 | 15 | 12 | 7 | 52 | 42 | 42 | 0 | 10 | 2 | 5 | 29 | 15 | 5 | 10 | 2 | 13 | 27 | |
| Colorado | 34 | 14 | 11 | 9 | 51 | 45 | 38 | 7 | 10 | 3 | 4 | 30 | 16 | 4 | 8 | 5 | 15 | 22 | |
| San Jose | 34 | 14 | 11 | 9 | 51 | 35 | 42 | -7 | 11 | 1 | 5 | 23 | 13 | 3 | 10 | 4 | 12 | 29 | |
| Vancouver | 34 | 13 | 12 | 9 | 48 | 53 | 45 | 8 | 9 | 3 | 5 | 32 | 19 | 4 | 9 | 4 | 21 | 26 | |
| FC Dallas | 34 | 11 | 12 | 11 | 44 | 48 | 52 | -4 | 9 | 3 | 5 | 29 | 22 | 2 | 9 | 6 | 19 | 30 | |
| Chivas USA | 34 | 6 | 20 | 8 | 26 | 30 | 67 | -37 | 5 | 8 | 4 | 17 | 29 | 1 | 12 | 4 | 13 | 38 | |



2012 FC DALLAS STATISTICS



| # | POS | PLAYER | GP | GS | MIN | G | A | SHT | SOG | FC | FS | OFF | CK | C | E |
|--------------------|-----|------------------------|----|----|------|----|----|-----|-----|-----|-----|-----|-----|----|---|
| 9 | F | BLAS PEREZ | 20 | 19 | 1705 | 9 | 4 | 53 | 23 | 33 | 37 | 18 | 0 | 3 | 1 |
| 7 | F | FABIAN CASTILLO | 26 | 23 | 1892 | 6 | 3 | 36 | 19 | 20 | 22 | 14 | 8 | 7 | 0 |
| 6 | M | JACKSON | 21 | 18 | 1732 | 4 | 7 | 56 | 14 | 46 | 36 | 6 | 9 | 4 | 0 |
| 20 | M | BREK SHEA | 21 | 20 | 1747 | 3 | 2 | 55 | 20 | 28 | 20 | 14 | 0 | 1 | 0 |
| 24 | D | MATT HEDGES | 28 | 23 | 2022 | 3 | 0 | 12 | 5 | 20 | 22 | 1 | 0 | 1 | 0 |
| 10 | M | DAVID FERREIRA | 17 | 16 | 1427 | 2 | 9 | 21 | 9 | 7 | 53 | 2 | 62 | 3 | 0 |
| 17 | D | ZACH LOYD | 32 | 31 | 2696 | 2 | 3 | 15 | 3 | 36 | 31 | 0 | 0 | 4 | 2 |
| 31 | F | SCOTT SEALY | 16 | 8 | 641 | 2 | 0 | 16 | 6 | 8 | 7 | 8 | 0 | 0 | 0 |
| 11 | M | RICARDO VILLAR | 9 | 8 | 609 | 2 | 0 | 11 | 6 | 7 | 18 | 1 | 16 | 0 | 0 |
| 12 | M | JULIAN DE GUZMAN (TOT) | 28 | 21 | 1957 | 1 | 5 | 32 | 5 | 37 | 23 | 1 | 0 | 6 | 0 |
| 12 | M | JULIAN DE GUZMAN (DAL) | 12 | 10 | 929 | 1 | 2 | 9 | 2 | 15 | 12 | 0 | 0 | 2 | 0 |
| 5 | D | JAIR BENITEZ | 28 | 27 | 2397 | 1 | 1 | 15 | 3 | 16 | 48 | 0 | 9 | 3 | 1 |
| 4 | M | ANDREW JACOBSON | 31 | 31 | 2597 | 1 | 1 | 40 | 8 | 47 | 46 | 3 | 0 | 6 | 0 |
| 32 | F | JONATHAN TOP | 4 | 1 | 101 | 1 | 1 | 2 | 2 | 3 | 1 | 0 | 0 | 0 | 0 |
| 3 | D | UGO IHEMELU | 10 | 10 | 900 | 1 | 0 | 5 | 1 | 7 | 9 | 0 | 0 | 0 | 0 |
| 34 | F | RUBEN LUNA | 7 | 2 | 208 | 1 | 0 | 2 | 1 | 3 | 4 | 1 | 0 | 0 | 0 |
| 13 | D | HERNAN PERTUZ | 30 | 24 | 2116 | 1 | 0 | 7 | 2 | 22 | 10 | 0 | 0 | 0 | 0 |
| 22 | M | CARLOS RODRIGUEZ | 24 | 12 | 1303 | 1 | 0 | 14 | 5 | 24 | 30 | 2 | 0 | 1 | 0 |
| 8 | M | BRUNO GUARDA | 4 | 1 | 169 | 0 | 0 | 1 | 1 | 1 | 2 | 0 | 0 | 0 | 0 |
| 1 | G | KEVIN HARTMAN | 30 | 30 | 2700 | 0 | 0 | 0 | 0 | 0 | 10 | 0 | 0 | 0 | 0 |
| 2 | M | DANIEL HERNANDEZ | 28 | 22 | 1938 | 0 | 0 | 12 | 2 | 38 | 24 | 0 | 41 | 4 | 2 |
| 14 | D | GEORGE JOHN | 23 | 19 | 1756 | 0 | 0 | 12 | 3 | 25 | 21 | 0 | 0 | 4 | 0 |
| 21 | M | BRYAN LEYVA | 8 | 6 | 433 | 0 | 0 | 3 | 1 | 2 | 7 | 0 | 12 | 0 | 0 |
| 27 | M | JAMES MARCELIN (TOT) | 19 | 6 | 678 | 0 | 0 | 3 | 2 | 10 | 5 | 0 | 0 | 1 | 0 |
| 27 | M | JAMES MARCELIN (DAL) | 16 | 6 | 641 | 0 | 0 | 3 | 2 | 7 | 4 | 0 | 0 | 0 | 0 |
| 15 | D | LUIS PEREA | 2 | 0 | 15 | 0 | 0 | 0 | 0 | 0 | 0 | 0 | 0 | 0 | 0 |
| 18 | G | CHRIS SEITZ | 4 | 4 | 360 | 0 | 0 | 0 | 0 | 0 | 0 | 0 | 0 | 0 | 0 |
| 16 | M | BOBBY WARSHAW | 6 | 2 | 298 | 0 | 0 | 2 | 1 | 3 | 4 | 0 | 0 | 0 | 0 |
| 23 | F | *ANDREW WIEDEMAN | 5 | 1 | 113 | 0 | 0 | 1 | 1 | 2 | 2 | 2 | 2 | 0 | 0 |
| 29 | D | MOISES HERNANDEZ | 0 | 0 | 0 | 0 | 0 | 0 | 0 | 0 | 0 | 0 | 0 | 0 | 0 |
| 15 | F | MATIAS JARA | 0 | 0 | 0 | 0 | 0 | 0 | 0 | 0 | 0 | 0 | 0 | 0 | 0 |
| 35 | D | ALEX LEE | 0 | 0 | 0 | 0 | 0 | 0 | 0 | 0 | 0 | 0 | 0 | 0 | 0 |
| 40 | G | RICHARD SANCHEZ | 0 | 0 | 0 | 0 | 0 | 0 | 0 | 0 | 0 | 0 | 0 | 0 | 0 |
| 28 | M | VICTOR ULLOA | 0 | 0 | 0 | 0 | 0 | 0 | 0 | 0 | 0 | 0 | 0 | 0 | 0 |
| OWN-GOALS RECEIVED | | | | | | 1 | | | | | | | | | |
| TEAM TOTALS | | | 34 | 34 | 3060 | 42 | 33 | 403 | 140 | 420 | 504 | 72 | 160 | 43 | 6 |
| OPPONENT TOTALS | | | 34 | 34 | 3060 | 47 | 53 | 446 | 163 | 504 | 420 | 64 | 181 | 85 | 2 |

GAME-WINNING GOALS: DAVID FERREIRA 2, FABIAN CASTILLO 2, RICARDO VILLAR 1, BREK SHEA 1, UGO IHEMELU 1, JULIAN DE GUZMAN 1.
GAME-WINNING ASSISTS: BLAS PEREZ 2, ZACH LOYD 2, FABIAN CASTILLO 2, BREK SHEA 1, JACKSON 1, DAVID FERREIRA 1, JULIAN DE GUZMAN 1.
PENALTY KICK GOALS/ATTEMPTS: BREK SHEA 2-2, BLAS PEREZ 0-1, DAVID FERREIRA 0-1, JAIR BENITEZ 0-1.

| FC DALLAS INDIVIDUAL GOALKEEPING | | | | | | | | | | | | | | | |
|----------------------------------|-----|---------------|----|----|------|------|-----|----|------|----|----|----|----|----|----|
| # | POS | GOALKEEPER | GP | GS | MIN | SHTS | SV | GA | GAA | PG | PA | W | L | T | SO |
| 18 | G | CHRIS SEITZ | 4 | 4 | 360 | 15 | 10 | 5 | 1.25 | 0 | 1 | 0 | 2 | 2 | 0 |
| 1 | G | KEVIN HARTMAN | 30 | 30 | 2700 | 148 | 98 | 42 | 1.40 | 2 | 5 | 9 | 11 | 10 | 6 |
| TEAM TOTALS | | | 34 | 34 | 3060 | 163 | 108 | 47 | 1.38 | 2 | 6 | 9 | 13 | 12 | 6 |
| OPPONENT TOTALS | | | 34 | 34 | 3060 | 140 | 93 | 42 | 1.24 | 2 | 5 | 13 | 9 | 12 | 7 |

* = PLAYED WITH OTHER TEAMS IN 2012. ONLY FC DALLAS STATISTICS LISTED HERE.

RECORD

9-13-12 39 pts

HEAD COACH

Schellas Hyndman : 51-47-47

PLAYOFFS

None

MLS HONORS

Brek Shea: MLS All-Star
David Ferreira: MLS Player of the Week (24)

2012 REGULAR SEASON GAME-BY-GAME

| DATE | OPPONENT | RESULT | ATT. | W-L-T | NOTES: |
|----------|-----------------|--------|--------|--------|--|
| 03/11/12 | New York | W 2-1 | 20,906 | 1-0-0 | DAL: Loyd (11) Villar (61); NY: Cooper (78) |
| 03/17/12 | Portland | T 1-1 | 12,203 | 1-0-1 | DAL: Perez (22); POR: Nagbe (51) |
| 03/25/12 | @Sporting KC | L 1-2 | 15,161 | 1-1-1 | DAL: Villar (25); KC: Collin (49+) Kamara (88) |
| 03/30/12 | @D.C. United | L 1-4 | 13,169 | 1-2-1 | DAL: Perez (41); DC: dos Santos (28,73) DeLeon (60) Cruz (66) |
| 04/05/12 | New England | W 1-0 | 11,043 | 2-2-1 | DAL: Ihemelu (95+) |
| 04/14/12 | Montreal | W 2-1 | 16,164 | 3-2-1 | DAL: Perez (77) Shea (88); MTL: Corradi (61) |
| 04/21/12 | @Vancouver | L 0-1 | 18,027 | 3-3-1 | VAN: Camilo (11) |
| 04/25/12 | Real Salt Lake | T 1-1 | 10,069 | 3-3-2 | DAL: Shea (46+); RSL: Bonfigli (72) |
| 04/28/12 | @Los Angeles | T 1-1 | 23,249 | 3-3-3 | DAL: Shea (61); LA: Noonan (92+) |
| 05/06/12 | Colorado | L 0-2 | 11,702 | 3-4-3 | COL: Castrillon (61) Rivero (74) |
| 05/09/12 | Seattle | L 0-2 | 10,092 | 3-5-3 | SEA: Montero (68,71) |
| 05/12/12 | @Columbus | L 1-2 | 11,120 | 3-6-3 | DAL: Castillo (22); CLB: Meram (67) Miranda (72) |
| 05/19/12 | Philadelphia | T 1-1 | 13,272 | 3-6-4 | 13 DAL: Perez (7); PHI: Gomez (56) |
| 05/23/12 | @Chicago | L 1-2 | 11,947 | 3-7-4 | DAL: Hedges (41); CHI: Grazzini (45) Pappa (63) |
| 05/26/12 | @Real Salt Lake | L 2-3 | 19,341 | 3-8-4 | DAL: Hedges (75) Perez (85); RSL: Saborio (59,76) Borchers (93+) |
| 06/16/12 | @Houston | L 1-2 | 22,039 | 3-9-4 | DAL: Jackson (59); HOU: Bruin (3) Moffat (76) |
| 06/23/12 | Chivas USA | T 0-0 | 13,846 | 3-9-5 | None |
| 07/04/12 | Toronto FC | T 1-1 | 21,508 | 3-9-6 | DAL: Loyd (5); TOR: Koevermans (31) |
| 07/07/12 | San Jose | T 0-0 | 10,132 | 3-9-7 | None |
| 07/14/12 | @Colorado | W 2-1 | 13,284 | 4-9-7 | DAL: Rodriguez (60) Castillo (81); COL: Cummings (50) |
| 07/18/12 | @San Jose | L 1-2 | 9,481 | 4-10-7 | DAL: Pertuz (89); SJ: Chavez (12) Gordon (45) |
| 07/21/12 | Portland | W 5-0 | 11,365 | 5-10-7 | DAL: own goal (16) Jacobson (26) Jackson (48) Sealy (69) Luna (81) |
| 07/28/12 | Los Angeles | L 0-1 | 22,565 | 5-11-7 | LA: Magee (62) |
| 08/05/12 | @Portland | T 1-1 | 20,438 | 5-11-8 | DAL: Sealy (51); POR: Jewsbury (79) |
| 08/11/12 | Colorado | W 3-2 | 10,222 | 6-11-8 | DAL: Castillo (41) Benitez (44) Ferreira (49); COL: Castrillon (12) Larentowicz (55) |
| 08/15/12 | @Vancouver | W 2-0 | 19,006 | 7-11-8 | DAL: Castillo (60) Top (70) |
| 08/18/12 | @Real Salt Lake | W 2-1 | 20,281 | 8-11-8 | DAL: Castillo (61) Ferreira (94+); RSL: Saborio (76) |
| 08/26/12 | @Los Angeles | L 0-2 | 21,933 | 8-12-8 | LA: Juninho (66) Dunivant (84) |
| 09/02/12 | Seattle | T 1-1 | 12,811 | 8-12-9 | DAL: Jackson (32); SEA: Rosales (20) |
| 09/15/12 | Vancouver | W 1-0 | 17,685 | 9-12-9 | DAL: de Guzman (96+) |
| 09/29/12 | @San Jose | T 3-3 | 10,744 | 9-12-1 | DAL: Perez (37,72) Hedges (88); SJ: Gordon (24) Lenhart (82,95+) |
| 10/07/12 | @Chivas USA | T 1-1 | 13,009 | 9-12-1 | DAL: Perez (8); CHV: Villafana (69) |
| 10/21/12 | @Seattle | L 1-3 | 38,755 | 9-13-1 | DAL: Perez (40); SEA: Evans (32,60) Rosales (79) |
| 10/28/12 | Chivas USA | T 2-2 | 15,805 | 9-13-1 | DAL: Jackson (73) Castillo (80); CHV: Courtois (90) Agudelo (94+) |

FINAL REGULAR SEASON STANDINGS

| OVERALL | | | | | | | | | | HOME | | | | | AWAY | | | | |
|--------------------|----|----|----|----|-----|----|----|-----|----|------|---|----|----|---|------|----|----|----|--|
| EASTERN CONFERENCE | | | | | | | | | | | | | | | | | | | |
| | GP | W | L | T | PTS | GF | GA | GD | W | L | T | GF | GA | W | L | T | GF | GA | |
| Sporting KC | 34 | 18 | | 9 | 63 | 42 | 27 | 15 | 10 | 3 | 4 | 22 | 12 | 8 | 4 | 5 | 20 | 15 | |
| D.C. United | 34 | 17 | 10 | 7 | 58 | 53 | 43 | 10 | 12 | 1 | 4 | 37 | 17 | 5 | 9 | 3 | 16 | 26 | |
| New York | 34 | 16 | 9 | 9 | 57 | 57 | 46 | 11 | 11 | 2 | 4 | 34 | 18 | 5 | 7 | 5 | 23 | 28 | |
| Chicago | 34 | 17 | 11 | 6 | 57 | 46 | 41 | 5 | 11 | 3 | 3 | 27 | 18 | 6 | 8 | 3 | 19 | 23 | |
| Houston | 34 | 14 | 9 | 11 | 53 | 48 | 41 | 7 | 11 | 0 | 6 | 31 | 12 | 3 | 9 | 5 | 17 | 29 | |
| Columbus | 34 | 15 | 12 | 7 | 52 | 44 | 44 | 0 | 11 | 3 | 3 | 28 | 21 | 4 | 9 | 4 | 16 | 23 | |
| Montreal | 34 | 12 | 16 | 6 | 42 | 45 | 51 | -6 | 0 | 4 | 3 | 31 | 19 | 2 | 12 | 3 | 14 | 32 | |
| Philadelphia | 34 | 10 | 18 | 6 | 36 | 37 | 45 | -8 | 7 | 8 | 2 | 22 | 20 | 3 | 10 | 4 | 15 | 25 | |
| New England | 34 | 9 | 17 | 8 | 35 | 39 | 44 | -5 | 7 | 4 | 6 | 23 | 15 | 2 | 13 | 2 | 16 | 29 | |
| Toronto FC | 34 | 5 | 21 | 8 | 23 | 36 | 62 | -26 | 3 | 9 | 5 | 15 | 25 | 2 | 12 | 3 | 21 | 37 | |
| WESTERN CONFERENCE | | | | | | | | | | | | | | | | | | | |
| | GP | W | L | T | PTS | GF | GA | GD | W | L | T | GF | GA | W | L | T | GF | GA | |
| San Jose | 34 | 19 | 6 | 9 | 66 | 72 | 43 | 29 | 10 | 1 | 6 | 43 | 22 | 9 | 5 | 3 | 29 | 21 | |
| Real Salt Lake | 34 | 17 | 11 | 6 | 57 | 46 | 35 | 11 | 11 | 4 | 2 | 27 | 15 | 6 | 7 | 4 | 19 | 20 | |
| Seattle | 34 | 15 | 8 | 1 | 56 | 51 | 33 | 18 | 11 | 4 | 2 | 27 | 11 | 4 | 9 | 24 | 22 | | |
| Los Angeles | 34 | 16 | 12 | 6 | 54 | 59 | 47 | 12 | 10 | 6 | 1 | 31 | 20 | 6 | 6 | 5 | 28 | 27 | |
| Vancouver | 34 | 11 | 13 | 10 | 43 | 35 | 41 | -6 | 8 | 3 | 6 | 25 | 17 | 3 | 10 | 4 | 10 | 24 | |
| FC Dallas | 34 | 9 | 13 | 12 | 39 | 42 | 47 | -5 | 6 | 3 | 8 | 21 | 16 | 3 | 10 | 4 | 21 | 31 | |
| Colorado | 34 | 11 | 19 | 4 | 37 | 44 | 50 | -6 | 8 | 6 | 3 | 29 | 19 | 3 | 13 | 1 | 15 | 31 | |
| Portland | 34 | 8 | 16 | 10 | 34 | 34 | 56 | -22 | 7 | 4 | 6 | 24 | 21 | 1 | 12 | 4 | 10 | 35 | |
| Chivas USA | 34 | 7 | 18 | 9 | 30 | 24 | 58 | -34 | 3 | 11 | 3 | 9 | 30 | 4 | 7 | 6 | 15 | 28 | |



2011 FC DALLAS STATISTICS



| # | POS | PLAYER | GP | GS | MIN | G | A | SHT | SOG | FC | FS | OFF | CK | C | E |
|-----------------|-----|---------------------|----|----|------|----|----|-----|-----|-----|-----|-----|-----|----|---|
| 20 | D | BREK SHEA | 31 | 30 | 2647 | 11 | 4 | 75 | 23 | 25 | 43 | 12 | 2 | 6 | 1 |
| 9 | F | MAICON SANTOS (TOT) | 30 | 24 | 1974 | 8 | 2 | 92 | 25 | 31 | 28 | 16 | 0 | 0 | 0 |
| 9 | F | MAICON SANTOS (DAL) | 11 | 9 | 726 | 2 | 1 | 40 | 11 | 11 | 12 | 8 | 0 | 0 | 0 |
| 18 | M | MARVIN CHAVEZ | 31 | 30 | 2521 | 6 | 4 | 66 | 28 | 38 | 53 | 21 | 34 | 4 | 0 |
| 6 | D | JACKSON | 28 | 22 | 1952 | 4 | 2 | 53 | 16 | 39 | 22 | 9 | 2 | 8 | 1 |
| 10 | M | DAVID FERREIRA | 6 | 6 | 505 | 3 | 1 | 11 | 5 | 5 | 19 | 1 | 26 | 0 | 0 |
| 14 | D | GEORGE JOHN | 31 | 31 | 2781 | 3 | 1 | 18 | 7 | 24 | 29 | 0 | 0 | 4 | 1 |
| 2 | M | DANIEL HERNANDEZ | 30 | 30 | 2668 | 2 | 4 | 29 | 4 | 47 | 38 | 0 | 18 | 6 | 0 |
| 15 | F | FABIAN CASTILLO | 21 | 16 | 1355 | 2 | 3 | 28 | 8 | 11 | 9 | 23 | 5 | 0 | 0 |
| 3 | D | UGO IHEMELU | 31 | 30 | 2726 | 2 | 2 | 10 | 3 | 28 | 24 | 0 | 0 | 6 | 0 |
| 4 | M | ANDREW JACOBSON | 27 | 22 | 1850 | 1 | 5 | 32 | 11 | 33 | 17 | 0 | 1 | 4 | 0 |
| 12 | D | ZACH LOYD | 30 | 28 | 2416 | 1 | 4 | 8 | 1 | 37 | 44 | 2 | 0 | 4 | 0 |
| 12 | M | *ERIC AVILA | 13 | 5 | 515 | 1 | 2 | 7 | 2 | 5 | 13 | 0 | 10 | 0 | 0 |
| 7 | M | DANIEL CRUZ | 10 | 6 | 543 | 1 | 1 | 7 | 3 | 12 | 12 | 0 | 8 | 2 | 1 |
| 34 | F | RUBEN LUNA | 15 | 2 | 407 | 1 | 1 | 12 | 5 | 11 | 13 | 6 | 0 | 1 | 0 |
| 7 | F | MILTON RODRIGUEZ | 13 | 5 | 511 | 1 | 1 | 19 | 6 | 8 | 2 | 6 | 1 | 1 | 0 |
| 16 | D | BOBBY WARSHAW | 17 | 4 | 461 | 1 | 0 | 2 | 1 | 9 | 4 | 0 | 0 | 2 | 0 |
| 5 | D | JAIR BENITEZ | 27 | 25 | 2231 | 0 | 3 | 15 | 2 | 23 | 33 | 1 | 1 | 2 | 0 |
| 17 | D | JEREMY HALL (TOT) | 21 | 19 | 1715 | 0 | 3 | 9 | 2 | 22 | 15 | 2 | 0 | 6 | 1 |
| 17 | D | JEREMY HALL (DAL) | 4 | 2 | 291 | 0 | 0 | 0 | 0 | 3 | 0 | 1 | 0 | 0 | 0 |
| 8 | M | BRUNO GUARDA | 11 | 5 | 500 | 0 | 2 | 6 | 1 | 9 | 7 | 0 | 0 | 2 | 0 |
| 11 | M | RICARDO VILLAR | 20 | 14 | 1317 | 0 | 2 | 23 | 6 | 24 | 26 | 2 | 55 | 2 | 0 |
| 1 | G | KEVIN HARTMAN | 33 | 33 | 2970 | 0 | 1 | 0 | 0 | 0 | 3 | 0 | 0 | 0 | 0 |
| 25 | D | JACK STEWART | 2 | 1 | 109 | 0 | 1 | 0 | 0 | 0 | 0 | 0 | 0 | 0 | 0 |
| 24 | M | *ERIC ALEXANDER | 22 | 16 | 1218 | 0 | 0 | 17 | 2 | 11 | 4 | 1 | 0 | 0 | 0 |
| 13 | F | MAYKEL GALINDO | 6 | 1 | 147 | 0 | 0 | 2 | 0 | 0 | 0 | 2 | 0 | 0 | 0 |
| 30 | G | CHRIS SEITZ | 1 | 1 | 90 | 0 | 0 | 0 | 0 | 0 | 0 | 0 | 0 | 0 | 0 |
| 28 | M | VICTOR ULLOA | 1 | 0 | 9 | 0 | 0 | 0 | 0 | 0 | 0 | 0 | 0 | 0 | 0 |
| 23 | F | ANDREW WIEDEMAN | 3 | 0 | 59 | 0 | 0 | 2 | 1 | 0 | 1 | 1 | 0 | 0 | 0 |
| 27 | D | EDSON EDWARD | 0 | 0 | 0 | 0 | 0 | 0 | 0 | 0 | 0 | 0 | 0 | 0 | 0 |
| 29 | D | MOISES HERNANDEZ | 0 | 0 | 0 | 0 | 0 | 0 | 0 | 0 | 0 | 0 | 0 | 0 | 0 |
| 22 | G | JOSH LAMBO | 0 | 0 | 0 | 0 | 0 | 0 | 0 | 0 | 0 | 0 | 0 | 0 | 0 |
| 21 | M | BRYAN LEYVA | 0 | 0 | 0 | 0 | 0 | 0 | 0 | 0 | 0 | 0 | 0 | 0 | 0 |
| 40 | G | RICHARD SANCHEZ | 0 | 0 | 0 | 0 | 0 | 0 | 0 | 0 | 0 | 0 | 0 | 0 | 0 |
| 32 | F | JONATHAN TOP | 0 | 0 | 0 | 0 | 0 | 0 | 0 | 0 | 0 | 0 | 0 | 0 | 0 |
| TEAM TOTALS | | | 34 | 34 | 3060 | 42 | 45 | 482 | 146 | 413 | 456 | 96 | 163 | 54 | 4 |
| OPPONENT TOTALS | | | 34 | 34 | 3060 | 39 | 36 | 355 | 133 | 456 | 413 | 92 | 143 | 74 | 7 |

GAME-WINNING GOALS: BREK SHEA 5, MARVIN CHAVEZ 3, BOBBY WARSHAW 1, ZACH LOYD 1, UGO IHEMELU 1, DANIEL HERNANDEZ 1, JACKSON 1, DANIEL CRUZ 1, ERIC AVILA 1.
GAME-WINNING ASSISTS: BREK SHEA 2, ZACH LOYD 2, ANDREW JACOBSON 2, DANIEL HERNANDEZ 2, FABIAN CASTILLO 2, RICARDO VILLAR 1, MILTON RODRIGUEZ 1, RUBEN LUNA 1, KEVIN HARTMAN 1, MARVIN CHAVEZ 1, JAIR BENITEZ 1.
PENALTY KICK GOALS/ATTEMPTS: DANIEL HERNANDEZ 1-1, DAVID FERREIRA 0-1.

| FC DALLAS INDIVIDUAL GOALKEEPING | | | | | | | | | | | | | | |
|----------------------------------|-----|---------------|----|----|------|------|-----|----|------|----|----|----|----|---|
| # | POS | GOALKEEPER | GP | GS | MIN | SHTS | SV | GA | GAA | PG | PA | W | L | T |
| 1 | G | KEVIN HARTMAN | 33 | 33 | 2970 | 124 | 85 | 35 | 1.06 | 3 | 3 | 15 | 11 | 7 |
| 30 | G | CHRIS SEITZ | 1 | 1 | 90 | 9 | 5 | 4 | 4.00 | 1 | 1 | 0 | 1 | 0 |
| TEAM TOTALS | | | 34 | 34 | 3060 | 133 | 90 | 39 | 1.15 | 4 | 4 | 15 | 12 | 7 |
| OPPONENT TOTALS | | | 34 | 34 | 3060 | 146 | 102 | 42 | 1.24 | 1 | 2 | 12 | 15 | 7 |

* = PLAYED WITH OTHER TEAMS IN 2011. ONLY FC DALLAS STATISTICS LISTED HERE.

RECORD
15-12-7, 52 pts

HEAD COACH
Schellas Hyndman : 42-34-35

PLAYOFFS
0-1-0

MLS HONORS
Brek Shea: MLS All-Star, MLS Best XI
Kevin Hartman: MLS Player of the Month (July)
David Ferreira: MLS Player of the Week (4)

2011 REGULAR SEASON GAME-BY-GAME

| DATE | OPPONENT | RESULT | ATT. | W-L-T | NOTES: |
|----------|-----------------|--------|--------|---------|---|
| 03/19/11 | Chicago | T 1-1 | 20,145 | 0-0-1 | DAL: Rodriguez (18); CHI: Chaves (17) |
| 03/26/11 | San Jose | L 0-2 | 11,022 | 0-1-1 | SJ: Wondolowski (4,23) |
| 04/01/11 | @Columbus | L 0-2 | 14,549 | 0-2-1 | CLB: Mendoza (54) Gaven (90) |
| 04/08/11 | Colorado | W 3-0 | 12,261 | 1-2-1 | DAL: Ihemelu (26) Ferreira (40,46) |
| 04/17/11 | @Portland | L 2-3 | 18,627 | 1-3-1 | DAL: Ferreira (83) Shea (86); POR: Jewsbury (13) Cooper (35) Wallace (55) |
| 04/23/11 | @Vancouver | W 2-1 | 21,000 | 2-3-1 | DAL: John (53) Avila (83); VAN: Rochat (25) |
| 05/01/11 | Los Angeles | W 2-1 | 21,867 | 3-3-1 | DAL: Castillo (47) Shea (88); LA: Donovan (51) |
| 05/07/11 | @D.C. United | T 0-0 | 11,504 | 3-3-2 | None |
| 05/11/11 | Toronto | W 1-0 | 8,145 | 4-3-2 | DAL: D. Hernandez (45) |
| 05/14/11 | Philadelphia | W 2-0 | 12,109 | 5-3-2 | 17 DAL: Shea (29) Castillo (43) |
| 05/22/11 | Real Salt Lake | T 0-0 | 10,550 | 5-3-3 | None |
| 05/25/11 | @Seattle | W 1-0 | 36,026 | 6-3-3 | DAL: Shea (18) |
| 05/28/11 | @Houston | T 2-2 | 16,709 | 6-3-4 | DAL: Jacobson (27) Ihemelu (70); HOU: Weaver (42) Clark (87) |
| 06/04/11 | New England | W 1-0 | 10,363 | 7-3-4 | DAL: Chavez (69) |
| 06/12/11 | Sporting KC | L 1-4 | 10,450 | 7-4-4 | DAL: Shea (32); KC: Zusi (28,55) Collin (49) Sassano (78) |
| 06/18/11 | @Chivas USA | W 2-1 | 11,253 | 8-4-4 | DAL: Shea (22) Jackson (85); CHV: Lahoud (71) |
| 06/25/11 | Portland | W 4-0 | 10,470 | 9-4-4 | DAL: Loyd (34) John (39) Shea (58) Jackson (85) |
| 07/02/11 | Columbus | W 2-0 | 20,704 | 10-4-4 | DAL: Shea (58) Jackson (76) |
| 07/09/11 | @Real Salt Lake | L 0-2 | 17,734 | 10-5-4 | RSL: Williams (47) Espindola (90) |
| 07/16/11 | D.C. United | T 0-0 | 10,802 | 10-5-5 | None |
| 07/20/11 | @Toronto FC | W 1-0 | 21,087 | 11-5-5 | DAL: Shea (48) |
| 07/23/11 | @New York | T 2-2 | 17,276 | 11-5-6 | DAL: Chavez (51,78); NY: Agudelo (39) Henry (85) |
| 07/31/11 | Chivas USA | W 1-0 | 10,023 | 12-5-6 | DAL: Chavez (26) |
| 08/06/11 | @Los Angeles | L 1-3 | 21,546 | 12-6-6 | DAL: Chavez (9); LA: Gonzalez (32) Juninho (62) Magee (81) |
| 08/13/11 | @Philadelphia | T 2-2 | 18,811 | 12-6-7 | DAL: dos Santos (16) Shea (45); PHI: Le Toux (34,86) |
| 08/20/11 | Seattle | L 0-1 | 11,635 | 12-7-7 | SEA: Rosales (16) |
| 08/27/11 | @Sporting KC | W 3-2 | 20,018 | 13-7-7 | DAL: Daniel Hernandez (70) Maicon Santo(89) Bobby Warshaw (91+) Kei Kamara (22) Omar Bravo (68) |
| 09/10/11 | @New England | L 0-2 | 15,498 | 13-8-7 | NE: Joseph (14) Lekic (85) |
| 09/17/11 | New York | L 0-1 | 17,019 | 13-9-7 | NY: Rodgers (36) |
| 09/24/11 | Houston | L 0-1 | 10,849 | 13-10-7 | HOU: Cameron (87) |
| 10/01/11 | @Colorado | L 0-1 | 13,920 | 13-11-7 | COL: Moor (26) |
| 10/12/11 | @Chicago | W 2-1 | 10,362 | 14-11-7 | DAL: Jackson (41) Cruz (53); CHI: Grazzini (86) |
| 10/15/11 | Vancouver | W 2-0 | 10,222 | 15-11-7 | DAL: Chavez (35) Shea (54) |
| 10/22/11 | @San Jose | L 2-4 | 10,744 | 15-12-7 | DAL: John (45) Luna (90); SJ: Dawkins (26,38) Baca (27) Wondolowski (34) |

FINAL REGULAR SEASON STANDINGS

| OVERALL | | | | | | | | | | HOME | | | | | AWAY | | | | |
|--------------------|----|----|----|---|-----|----|----|----|-----|------|---|----|----|----|------|----|----|----|----|
| EASTERN CONFERENCE | | | | | | | | | | | | | | | | | | | |
| | GP | W | L | T | PTS | GF | GA | GD | W | L | T | GF | GA | W | L | T | GF | GA | |
| Sporting KC | 34 | 13 | 9 | | 12 | 51 | 50 | 40 | 10 | 9 | 2 | 6 | 29 | 16 | 4 | 7 | 6 | 21 | 24 |
| Houston | 34 | 12 | 9 | | 13 | 49 | 45 | 41 | 4 | 10 | 3 | 4 | 32 | 20 | 2 | 6 | 9 | 13 | 21 |
| Philadelphia | 34 | 11 | 8 | | 15 | 48 | 44 | 36 | 8 | 7 | 1 | 9 | 24 | 18 | 4 | 7 | 6 | 20 | 18 |
| Columbus | 34 | 13 | 13 | | 8 | 47 | 43 | 44 | -1 | 9 | 3 | 5 | 27 | 18 | 4 | 10 | 3 | 16 | 26 |
| New York | 34 | 10 | 8 | | 16 | 46 | 50 | 44 | 6 | 8 | 3 | 6 | 29 | 17 | 2 | 5 | 10 | 21 | 27 |
| Chicago | 34 | 9 | 9 | | 16 | 43 | 46 | 45 | 1 | 6 | 3 | 8 | 24 | 19 | 3 | 6 | 8 | 22 | 26 |
| D.C. United | 34 | 9 | 13 | | 12 | 39 | 49 | 52 | -3 | 4 | 5 | 8 | 28 | 27 | 5 | 8 | 4 | 21 | 25 |
| Toronto FC | 34 | 6 | 13 | | 15 | 33 | 36 | 59 | -23 | 5 | 4 | 8 | 18 | 21 | 1 | 9 | 7 | 18 | 38 |
| New England | 34 | 5 | 16 | | 13 | 28 | 38 | 58 | -20 | 4 | 7 | 6 | 17 | 24 | 1 | 9 | 7 | 21 | 34 |
| WESTERN CONFERENCE | | | | | | | | | | | | | | | | | | | |
| | GP | W | L | T | PTS | GF | GA | GD | W | L | T | GF | GA | W | L | T | GF | GA | |
| Los Angeles | 34 | 19 | 5 | | 10 | 67 | 48 | 28 | 20 | 12 | 0 | 5 | 28 | 8 | 7 | 5 | 5 | 20 | 20 |
| Seattle | 34 | 18 | 7 | | 9 | 63 | 56 | 37 | 19 | 9 | 4 | 4 | 32 | 20 | 9 | 3 | 5 | 24 | 17 |
| Real Salt Lake | 34 | 15 | 11 | | 8 | 53 | 44 | 36 | 8 | 10 | 3 | 4 | 29 | 15 | 5 | 8 | 4 | 15 | 21 |
| FC Dallas | 34 | 15 | 12 | | 7 | 52 | 42 | 39 | 3 | 9 | 5 | 3 | 20 | 11 | 6 | 7 | 4 | 22 | 28 |
| Colorado | 34 | 12 | 9 | | 13 | 49 | 44 | 41 | 3 | 6 | 2 | 9 | 25 | 16 | 6 | 7 | 4 | 19 | 25 |
| Portland | 34 | 11 | 14 | | 9 | 42 | 40 | 48 | -8 | 9 | 5 | 3 | 30 | 22 | 2 | 9 | 6 | 10 | 26 |
| San Jose | 34 | 8 | 12 | | 14 | 38 | 40 | 45 | -5 | 5 | 4 | 8 | 24 | 19 | 3 | 8 | 6 | 16 | 26 |
| Chivas USA | 34 | 8 | 14 | | 12 | 36 | 41 | 43 | -2 | 5 | 7 | 5 | 19 | 17 | 3 | 7 | 7 | 22 | 26 |
| Vancouver | 34 | 6 | 18 | | 10 | 28 | 35 | 55 | -20 | 6 | 6 | 5 | 24 | 24 | 0 | 12 | 5 | 11 | 31 |



2010 FC DALLAS STATISTICS



| # | POS | PLAYER | GP | GS | MIN | G | A | SHT | SOG | FC | FS | OFF | CK | C | E |
|--------------------|-----|-------------------|----|----|------|----|----|-----|-----|-----|-----|-----|-----|----|---|
| 9 | F | JEFF CUNNINGHAM | 27 | 13 | 1464 | 11 | 1 | 58 | 25 | 8 | 13 | 27 | 0 | 0 | 0 |
| 10 | F-M | DAVID FERREIRA | 30 | 30 | 2699 | 8 | 13 | 54 | 26 | 34 | 84 | 11 | 99 | 4 | 0 |
| 20 | M | BREK SHEA | 25 | 21 | 1797 | 5 | 4 | 39 | 19 | 18 | 13 | 10 | 2 | 2 | 1 |
| 7 | F | MILTON RODRIGUEZ | 13 | 13 | 835 | 5 | 1 | 23 | 10 | 7 | 6 | 14 | 0 | 1 | 0 |
| 16 | M-F | ATIBA HARRIS | 29 | 28 | 2473 | 4 | 2 | 53 | 21 | 51 | 30 | 18 | 0 | 8 | 0 |
| 24 | M | ERIC ALEXANDER | 17 | 12 | 1054 | 2 | 3 | 15 | 6 | 6 | 4 | 1 | 0 | 1 | 0 |
| 18 | M | MARVIN CHAVEZ | 16 | 10 | 818 | 2 | 2 | 14 | 4 | 16 | 19 | 2 | 1 | 4 | 0 |
| 13 | M | DAX MCCARTY | 21 | 18 | 1604 | 1 | 2 | 18 | 6 | 17 | 25 | 1 | 25 | 4 | 0 |
| 12 | M | ERIC AVILA | 18 | 1 | 452 | 1 | 1 | 14 | 7 | 8 | 5 | 0 | 3 | 0 | 0 |
| 3 | D | UGO IHEMELU | 19 | 18 | 1558 | 1 | 0 | 8 | 3 | 14 | 15 | 0 | 0 | 3 | 0 |
| 4 | D | HEATH PEARCE | 28 | 27 | 2414 | 0 | 6 | 31 | 2 | 21 | 9 | 0 | 27 | 5 | 0 |
| 5 | D | JAIR BENITEZ | 28 | 28 | 2424 | 0 | 2 | 8 | 1 | 22 | 35 | 3 | 1 | 3 | 1 |
| 6 | D | JACKSON GONCALVES | 12 | 9 | 805 | 0 | 1 | 7 | 3 | 10 | 4 | 1 | 0 | 0 | 0 |
| 15 | D | KYLE DAVIES | 3 | 2 | 166 | 0 | 0 | 0 | 0 | 3 | 2 | 0 | 0 | 0 | 0 |
| 27 | D | EDSON EDWARD | 1 | 0 | 5 | 0 | 0 | 0 | 0 | 0 | 0 | 0 | 0 | 0 | 0 |
| 8 | M | BRUNO GUARDA | 9 | 2 | 233 | 0 | 0 | 1 | 0 | 9 | 3 | 3 | 0 | 1 | 0 |
| 1 | GK | KEVIN HARTMAN | 20 | 20 | 1755 | 0 | 0 | 0 | 0 | 0 | 1 | 0 | 0 | 0 | 0 |
| 2 | M | DANIEL HERNANDEZ | 24 | 24 | 2098 | 0 | 0 | 16 | 7 | 49 | 27 | 0 | 0 | 6 | 0 |
| 14 | D | GEORGE JOHN | 25 | 25 | 2138 | 0 | 0 | 4 | 1 | 21 | 10 | 1 | 0 | 3 | 0 |
| 21 | M | BRYAN LEYVA | 1 | 0 | 13 | 0 | 0 | 0 | 0 | 0 | 0 | 0 | 0 | 0 | 0 |
| 19 | D | ZACH LOYD | 24 | 19 | 1769 | 0 | 0 | 1 | 0 | 19 | 11 | 0 | 0 | 2 | 0 |
| 34 | F | RUBEN LUNA | 4 | 0 | 48 | 0 | 0 | 2 | 0 | 4 | 1 | 0 | 0 | 0 | 0 |
| 44 | GK | DARIO SALA | 11 | 10 | 945 | 0 | 0 | 0 | 0 | 1 | 1 | 0 | 0 | 1 | 1 |
| 26 | D-M | *ANTHONY WALLACE | 2 | 0 | 16 | 0 | 0 | 0 | 0 | 1 | 0 | 0 | 0 | 0 | 0 |
| 31 | F | JASON YEISLEY | 5 | 0 | 39 | 0 | 0 | 1 | 0 | 0 | 1 | 1 | 0 | 0 | 0 |
| 22 | GK | JOSH LAMBO | 0 | 0 | 0 | 0 | 0 | 0 | 0 | 0 | 0 | 0 | 0 | 0 | 0 |
| 17 | F | PERI MAROSEVIC | 0 | 0 | 0 | 0 | 0 | 0 | 0 | 0 | 0 | 0 | 0 | 0 | 0 |
| 23 | F | ANDREW WIEDEMAN | 0 | 0 | 0 | 0 | 0 | 0 | 0 | 0 | 0 | 0 | 0 | 0 | 0 |
| OWN-GOALS RECEIVED | | | | | | 2 | | | | | | | | | |
| TEAM TOTALS | | | 30 | 30 | 2700 | 42 | 38 | 367 | 141 | 339 | 352 | 93 | 158 | 48 | 3 |
| OPPONENT TOTALS | | | 30 | 30 | 2700 | 28 | 29 | 291 | 121 | 352 | 339 | 92 | 125 | 52 | 6 |

GAME-WINNING GOALS: BREK SHEA 3, JEFF CUNNINGHAM 3, MILTON RODRIGUEZ 2, DAVID FERREIRA 2, UGO IHEMELU 1, ERIC ALEXANDER 1.
GAME-WINNING ASSISTS: DAVID FERREIRA 5, BREK SHEA 2, HEATH PEARCE 2, JAIR BENITEZ 2, (SEVERAL PLAYERS WITH ONE).
PENALTY KICK GOALS/ATTEMPTS: DAVID FERREIRA 4-5, JEFF CUNNINGHAM 4-4.

| FC DALLAS INDIVIDUAL GOALKEEPING | | | | | | | | | | | | | | | |
|----------------------------------|-----|---------------|----|----|------|------|----|----|------|----|----|----|----|----|----|
| # | POS | GOALKEEPER | GP | GS | MIN | SHTS | SV | GA | GAA | PG | PA | W | L | T | SO |
| 1 | GK | KEVIN HARTMAN | 20 | 20 | 1755 | 71 | 56 | 12 | 0.62 | 1 | 2 | 10 | 1 | 8 | 9 |
| 44 | GK | DARIO SALA | 11 | 10 | 945 | 50 | 34 | 16 | 1.52 | 1 | 2 | 2 | 3 | 6 | 1 |
| TEAM TOTALS | | | 30 | 30 | 2700 | 121 | 90 | 28 | 0.93 | 2 | 4 | 12 | 4 | 14 | 10 |
| OPPONENT TOTALS | | | 30 | 30 | 2700 | 141 | 98 | 42 | 1.40 | 8 | 9 | 4 | 12 | 14 | 4 |

* = PLAYED WITH OTHER TEAMS IN 2010. ONLY FC DALLAS STATISTICS LISTED HERE.

2010 REGULAR SEASON GAME-BY-GAME

| DATE | OPPONENT | RESULT | ATT. | W-L-T | NOTES: |
|----------|-----------------|--------|--------|---------|--|
| 03/27/10 | Houston | D 1-1 | 8,016 | 0-0-1 | HOU: Chabala 36 ; DAL: Harris 38 |
| 04/10/10 | Columbus | D 2-2 | 10,556 | 0-0-2 | DAL: Cunningham 29, Avila 93+ ; CLB: Moffat 52, Barros Schelotto 82 |
| 04/17/10 | @New York | L 2-1 | 13,677 | 0-1-2 | DAL: McCarty 10 ; NY: Angel 56, Angel 90 |
| 04/22/10 | Seattle | D 2-2 | 8,512 | 0-1-3 | DAL: Cunningham 27, 94+ ; SEA: Zakuani 38, Montero 55 |
| 05/01/10 | @New England | D 1-1 | 10,057 | 0-1-4 | NE: Schilawski 41 ; DAL: Harris 66 |
| 05/05/10 | @Houston | W 1-0 | 13,231 | 1-1-4 | DAL: Ihemelu 79 |
| 05/08/10 | D.C. United | W 1-0 | 10,323 | 2-1-4 | DAL: Cunningham 68 |
| 05/15/10 | @Philadelphia | D 1-1 | 25,038 | 2-1-5 | DAL: Shea 13 ; PHI: Mwanga 93+ |
| 05/20/10 | LA Galaxy | L 1-0 | 10,947 | 2-2-5 | LA: Magee 17 |
| 05/27/10 | @Chicago | D 1-1 | 12,522 | 2-2-6 | DAL: Ferreira 6 ; CHI: McBride 40 |
| 06/05/10 | San Jose | W 2-0 | 14,331 | 3-2-6 | DAL: Shea 58, Shea 60 |
| 06/26/10 | @Chivas USA | W 2-1 | 14,173 | 4-2-6 | DAL: own goal 45, Ferreira 61 ; Romero 59 |
| 07/03/10 | Kansas City | W 1-0 | 15,993 | 5-2-6 | DAL: Ferreira 58 |
| 07/11/10 | @Seattle | D 1-1 | 36,091 | 5-2-7 | SEA: Montero 14 ; DAL: Ferreira 87 |
| 07/17/10 | Real Salt Lake | W 2-0 | 11,170 | 6-2-7 | DAL: Shea 69, Harris 76 |
| 07/24/10 | @Toronto | D 1-1 | 19,743 | 6-2-8 | TOR: dos Santos 61 ; DAL: Rodriguez 77 |
| 07/31/10 | @Colorado | D 1-1 | 10,596 | 6-2-9 | DAL: own goal 22 ; COL: Ballouchy 26 |
| 08/08/10 | Philadelphia | W 3-1 | 8,732 | 7-2-9 | PHI: Moreno ; DAL: Ferreira 24, Cunningham 75, 81 |
| 08/14/10 | @D.C. United | W 3-1 | 12,474 | 8-2-9 | DAL: Ferreira 36, Alexander 49, Cunningham 92+ |
| 08/21/10 | Chivas USA | W 1-0 | 10,309 | 9-2-9 | DC: own goal 80 |
| 08/28/10 | @Columbus | D 0-0 | 16,708 | 9-2-10 | DAL: Shea 71 |
| 09/04/10 | Toronto | W 1-0 | 10,033 | 10-2-10 | DAL: Cunningham 47 |
| 09/11/10 | @San Jose | D 0-0 | 10,342 | 10-2-11 | None |
| 09/16/10 | New York | D 2-2 | 15,105 | 10-2-12 | DAL: Rodriguez 24, Alexander 68 ; NY: Ballouchy 48+, own goal 82 |
| 09/22/10 | New England | D 2-2 | 7,468 | 10-2-13 | NE: Joseph 5, Stolica 66 ; DAL: Ferreira 80, Cunningham 93+ |
| 09/25/10 | @Kansas City | W 3-1 | 10,385 | 11-2-13 | DAL: Chavez 4, Rodriguez 12, Cunningham 82 ; KC: Smith 57 |
| 10/02/10 | Chicago | W 3-0 | 10,615 | 12-2-13 | DAL: Rodriguez 19, Chavez 46, Cunningham 67 |
| 10/09/10 | Colorado | D 2-2 | 10,119 | 12-2-14 | COL: Larentowicz 13, Larentowicz 51 ; DAL: Rodriguez 27, Ferreira 37 |
| 10/16/10 | @Real Salt Lake | L 2-0 | 20,236 | 12-3-14 | RSL: Grabavoy 59, Morales 89 |
| 10/24/10 | @LA Galaxy | L 2-1 | 24,993 | 12-4-14 | DAL: Harris 22 ; LA: Beckham 33, Juninho 46 |

FINAL REGULAR SEASON STANDINGS

| OVERALL | | | | | | | | | | HOME | | | | | AWAY | | | | |
|--------------------|----|----|----|----|-----|----|----|-----|----|------|---|----|----|---|------|----|----|----|--|
| EASTERN CONFERENCE | | | | | | | | | | | | | | | | | | | |
| | GP | W | L | T | PTS | GF | GA | GD | W | L | T | GF | GA | W | L | T | GF | GA | |
| New York | 30 | 15 | 9 | 6 | 51 | 38 | 29 | 9 | 10 | 3 | 2 | 18 | 9 | 5 | 6 | 4 | 20 | 20 | |
| Columbus | 30 | 14 | 8 | 8 | 50 | 40 | 34 | 6 | 10 | 3 | 2 | 22 | 12 | 4 | 5 | 6 | 18 | 22 | |
| Kansas City | 30 | 11 | 13 | 6 | 39 | 36 | 35 | 1 | 7 | 5 | 3 | 25 | 19 | 4 | 8 | 3 | 11 | 16 | |
| Chicago | 30 | 9 | 12 | 9 | 36 | 37 | 38 | -1 | 4 | 4 | 7 | 14 | 13 | 5 | 8 | 2 | 23 | 25 | |
| Toronto FC | 30 | 9 | 13 | 8 | 35 | 33 | 41 | -8 | 6 | 3 | 6 | 19 | 15 | 3 | 10 | 2 | 14 | 26 | |
| New England | 30 | 9 | 16 | 5 | 32 | 32 | 50 | -18 | 7 | 5 | 3 | 21 | 18 | 2 | 11 | 2 | 11 | 32 | |
| Philadelphia | 30 | 8 | 15 | 7 | 31 | 35 | 49 | -14 | 6 | 3 | 6 | 22 | 16 | 2 | 12 | 1 | 13 | 33 | |
| D.C. United | 30 | 6 | 20 | 4 | 22 | 21 | 47 | -26 | 3 | 11 | 1 | 12 | 25 | 3 | 9 | 3 | 9 | 22 | |
| WESTERN CONFERENCE | | | | | | | | | | | | | | | | | | | |
| | GP | W | L | T | PTS | GF | GA | GD | W | L | T | GF | GA | W | L | T | GF | GA | |
| Los Angeles | 30 | 18 | 7 | 5 | 59 | 44 | 26 | 18 | 9 | 4 | 2 | 27 | 19 | 9 | 3 | 17 | 7 | | |
| Real Salt Lake | 30 | 15 | 4 | 11 | 56 | 45 | 20 | 25 | 11 | 0 | 4 | 31 | 7 | 4 | 4 | 7 | 14 | 13 | |
| FC Dallas | 30 | 12 | 4 | 14 | 50 | 42 | 28 | 14 | 8 | 1 | 6 | 25 | 13 | 4 | 3 | 8 | 17 | 15 | |
| Seattle | 30 | 14 | 10 | 6 | 48 | 39 | 35 | 4 | 8 | 4 | 3 | 21 | 16 | 6 | 6 | 3 | 18 | 19 | |
| Colorado | 30 | 12 | 8 | 10 | 46 | 44 | 32 | 12 | 8 | 2 | 5 | 26 | 11 | 4 | 6 | 5 | 18 | 21 | |
| San Jose | 30 | 13 | 10 | 7 | 46 | 34 | 33 | 1 | 7 | 5 | 3 | 17 | 14 | 6 | 5 | 4 | 17 | 19 | |
| Houston | 30 | 9 | 15 | 6 | 33 | 40 | 49 | -9 | 6 | 6 | 3 | 25 | 21 | 3 | 9 | 3 | 15 | 28 | |
| Chivas USA | 30 | 8 | 18 | 4 | 28 | 31 | 45 | -14 | 6 | 7 | 2 | 19 | 19 | 2 | 11 | 2 | 12 | 26 | |



2009 FC DALLAS STATISTICS



RECORD
11-13-6, 39 pts

HEAD COACH
Schellas Hyndman : 15-18-14

PLAYOFFS
None

MLS HONORS
Jeff Cunningham: MLS Golden Boot, MLS Best XI, MLS Scoring Champion with 17 goals and eight assists, MLS Player of the Month for Sept., Four time MLS Player of the Week

| # | POS | PLAYER | GP | GS | MIN | G | A | SHT | SOG | FC | FS | OFF | CK | C | E |
|--------------------|-----|---------------------|----|----|------|----|----|-----|-----|-----|-----|-----|-----|----|---|
| 9 | F | JEFF CUNNINGHAM | 28 | 23 | 1918 | 17 | 8 | 71 | 38 | 11 | 18 | 33 | 0 | 2 | 0 |
| 10 | M-F | DAVID FERREIRA | 30 | 30 | 2692 | 8 | 7 | 51 | 22 | 23 | 58 | 12 | 1 | 3 | 0 |
| 33 | F | KENNY COOPER | 15 | 15 | 1331 | 7 | 1 | 52 | 29 | 15 | 23 | 10 | 0 | 2 | 0 |
| 16 | M-F | ATIBA HARRIS (TOT) | 26 | 25 | 2139 | 4 | 7 | 38 | 19 | 55 | 27 | 12 | 0 | 8 | 1 |
| 16 | M-F | ATIBA HARRIS (DAL) | 12 | 12 | 1064 | 2 | 5 | 20 | 10 | 16 | 11 | 5 | 0 | 4 | 0 |
| 7 | M | DAVE VAN DEN BERGH | 30 | 30 | 2446 | 3 | 11 | 35 | 14 | 13 | 20 | 1 | 107 | 2 | 0 |
| 13 | M | DAX MCCARTY | 28 | 27 | 2340 | 3 | 6 | 32 | 13 | 29 | 49 | 0 | 36 | 3 | 0 |
| 3 | D | *DREW MOOR | 21 | 21 | 1890 | 3 | 0 | 18 | 6 | 19 | 15 | 0 | 0 | 2 | 1 |
| 11 | M | ANDRE ROCHA | 22 | 14 | 1270 | 2 | 1 | 28 | 8 | 27 | 22 | 1 | 0 | 5 | 1 |
| 12 | M | ERIC AVILA | 18 | 0 | 332 | 1 | 2 | 5 | 3 | 2 | 3 | 0 | 0 | 0 | 0 |
| 3 | D | UGO IHEMELU (TOT) | 28 | 27 | 2443 | 1 | 2 | 13 | 5 | 39 | 27 | 1 | 0 | 9 | 1 |
| 3 | D | UGO IHEMELU (DAL) | 8 | 8 | 720 | 1 | 0 | 5 | 3 | 10 | 5 | 1 | 0 | 3 | 0 |
| 14 | D | GEORGE JOHN | 16 | 15 | 1162 | 1 | 0 | 4 | 2 | 12 | 7 | 0 | 0 | 2 | 0 |
| 6 | D-M | PABLO RICCHETTI | 22 | 22 | 1965 | 1 | 0 | 5 | 1 | 23 | 15 | 0 | 0 | 7 | 0 |
| 20 | M-D | BREK SHEA | 19 | 7 | 727 | 0 | 4 | 12 | 6 | 8 | 8 | 9 | 0 | 0 | 0 |
| 5 | D | JAIR BENITEZ | 13 | 13 | 1155 | 0 | 1 | 2 | 0 | 10 | 22 | 0 | 0 | 2 | 0 |
| 2 | M-D | DANIEL HERNANDEZ | 7 | 5 | 526 | 0 | 1 | 3 | 0 | 13 | 6 | 0 | 0 | 1 | 0 |
| 24 | D | HEATH PEARCE | 6 | 5 | 478 | 0 | 1 | 6 | 1 | 6 | 2 | 0 | 0 | 1 | 0 |
| 5 | D-M | MARCELO SARAGOSA | 9 | 8 | 616 | 0 | 1 | 2 | 1 | 13 | 13 | 0 | 0 | 3 | 1 |
| 30 | GK | RAY BURSE | 17 | 16 | 1503 | 0 | 0 | 0 | 0 | 0 | 5 | 0 | 0 | 1 | 0 |
| 17 | M | MARVIN CHAVEZ | 7 | 3 | 233 | 0 | 0 | 2 | 0 | 6 | 4 | 1 | 0 | 1 | 0 |
| 15 | D | KYLE DAVIES (TOT) | 11 | 10 | 795 | 0 | 0 | 2 | 2 | 6 | 5 | 0 | 0 | 0 | 0 |
| 15 | D | KYLE DAVIES (DAL) | 11 | 10 | 795 | 0 | 0 | 2 | 2 | 6 | 5 | 0 | 0 | 0 | 0 |
| 2 | D-M | MICHAEL DELLO-RUSSO | 2 | 2 | 162 | 0 | 0 | 0 | 0 | 1 | 1 | 0 | 0 | 0 | 0 |
| 8 | M | BRUNO GUARDA | 4 | 2 | 217 | 0 | 0 | 2 | 1 | 7 | 5 | 0 | 0 | 2 | 0 |
| 18 | F | PERI MAROSEVIC | 4 | 0 | 47 | 0 | 0 | 1 | 0 | 1 | 1 | 0 | 0 | 0 | 0 |
| 17 | D | *AARON PITCHKOLAN | 1 | 0 | 45 | 0 | 0 | 0 | 0 | 2 | 0 | 0 | 0 | 1 | 0 |
| 25 | D | STEVE PURDY | 5 | 4 | 338 | 0 | 0 | 2 | 0 | 2 | 1 | 0 | 0 | 1 | 0 |
| 44 | GK | DARIO SALA | 14 | 14 | 1195 | 0 | 0 | 2 | 1 | 2 | 3 | 0 | 0 | 2 | 1 |
| 21 | F-M | ALVARO SANCHEZ | 3 | 2 | 197 | 0 | 0 | 4 | 2 | 0 | 1 | 0 | 2 | 0 | 0 |
| 4 | D | DANIEL TORRES | 15 | 8 | 886 | 0 | 0 | 1 | 0 | 10 | 7 | 0 | 0 | 1 | 1 |
| 19 | D | BLAKE WAGNER | 15 | 8 | 789 | 0 | 0 | 5 | 0 | 10 | 14 | 0 | 0 | 1 | 0 |
| 26 | D-M | ANTHONY WALLACE | 7 | 6 | 498 | 0 | 0 | 4 | 1 | 2 | 1 | 1 | 0 | 0 | 0 |
| 22 | GK | JOSH LAMBO | 0 | 0 | 0 | 0 | 0 | 0 | 0 | 0 | 0 | 0 | 0 | 0 | 0 |
| OWN-GOALS RECEIVED | | | | | | 1 | | | | | | | | | |
| TEAM TOTALS | | | 30 | 30 | 2700 | 50 | 49 | 376 | 164 | 299 | 362 | 74 | 146 | 52 | 5 |
| OPPONENT TOTALS | | | 30 | 30 | 2700 | 47 | 42 | 367 | 155 | 362 | 299 | 106 | 156 | 61 | 7 |

GAME-WINNING GOALS: JEFF CUNNINGHAM 7, KENNY COOPER 2, UGO IHEMELU 1, ATIBA HARRIS 1
GAME-WINNING ASSISTS: DAVE VAN DEN BERGH 3, DAX MCCARTY 3, ATIBA HARRIS 3, DAVID FERREIRA 3, JAIR BENITEZ 1
PENALTY KICK GOALS/ATTEMPTS: JEFF CUNNINGHAM 1-3, KENNY COOPER 2-2

| FC DALLAS INDIVIDUAL GOALKEEPING | | | | | | | | | | | | | | | |
|----------------------------------|-----|-------------|----|----|------|------|-----|----|------|----|----|----|----|---|----|
| # | POS | GOALKEEPER | GP | GS | MIN | SHTS | SV | GA | GAA | PG | PA | W | L | T | SO |
| 1 | G | DARIO SALAS | 14 | 14 | 1195 | 63 | 43 | 20 | 1.51 | 2 | 2 | 7 | 5 | 1 | 4 |
| 30 | GK | RAY BURSE | 17 | 16 | 1503 | 92 | 62 | 27 | 1.62 | 2 | 2 | 4 | 8 | 5 | 1 |
| TEAM TOTALS | | | 30 | 30 | 2700 | 155 | 105 | 47 | 1.57 | 4 | 4 | 11 | 13 | 6 | 5 |
| OPPONENT TOTALS | | | 30 | 30 | 2700 | 164 | 111 | 50 | 1.67 | 3 | 5 | 13 | 11 | 6 | 5 |

* = PLAYED WITH OTHER TEAMS IN 2009. ONLY FC DALLAS STATISTICS LISTED HERE.

2009 REGULAR SEASON GAME-BY-GAME

| DATE | OPPONENT | RESULT | ATT. | W-L-T | NOTES: |
|----------|-----------------|--------|--------|---------|--|
| 03/21/09 | Chicago | L 1-3 | 15,905 | 0-1-0 | DAL: Cooper (9); CHI: Mapp (38) McBride (51) Blanco (90) |
| 03/29/09 | Chivas USA | L 0-2 | 6,524 | 0-2-0 | CHV: Lillingston (56) Stepanovic (75) |
| 04/04/09 | @New England | L 1-2 | 11,314 | 0-3-0 | DAL: Cooper (38); NE: Nyassi (56) Ralston (80) |
| 04/11/09 | @Toronto FC | T 1-1 | 20,272 | 0-3-1 | DAL: Ricchetti (87); TOR: De Rosario (17) |
| 04/19/09 | Toronto FC | W 3-2 | 6,813 | 1-3-1 | DAL: Moor (25) Cooper (43,84); TOR: Serieux (45) Barrett (59) |
| 04/25/09 | @Chivas USA | L 0-2 | 14,611 | 1-4-1 | CHV: Harris (68) Eskandarian (90) |
| 05/02/09 | @D.C. United | L 1-2 | 14,225 | 1-5-1 | DAL: Rocha (28); DC: Moreno (56,66) |
| 05/09/09 | @Houston | L 0-1 | 16,932 | 1-6-1 | HOU: Kamara (58) |
| 05/16/09 | Seattle | T 1-1 | 8,247 | 1-6-2 | DAL: Rocha (45); SEA: Hurtado (18) |
| 05/23/09 | Los Angeles | T 1-1 | 9,595 | 1-6-3 | DAL: Moor (31); LA: Donovan (3) |
| 05/31/09 | @Chicago | W 3-0 | 13,120 | 2-6-3 | DAL: Cunningham (15) own goal (34) Cooper (80) |
| 06/07/09 | San Jose | T 2-2 | 5,724 | 2-6-4 | DAL: Ferreira (29) Cooper (87); SJ: own goal (60) Alvarez (82) |
| 06/13/09 | Houston | L 1-3 | 8,580 | 2-7-4 | DAL: Moor (66); HOU: Weaver (12,63) Mulrooney (36) |
| 06/20/09 | Columbus | W 2-1 | 8,041 | 3-7-4 | DAL: Avila (80) Cooper (87); CLB: Brunner (17) |
| 06/24/09 | @Colorado | T 1-1 | 10,583 | 3-7-5 | DAL: Ferreira (37); COL: Cummings (84) |
| 07/04/09 | New York | W 2-1 | 14,327 | 4-7-5 | DAL: Cunningham (15,17); NY: Angel (43) |
| 07/11/09 | @Colorado | L 0-1 | 8,128 | 4-8-5 | COL: Kimura (79) |
| 07/24/09 | @Real Salt Lake | L 2-4 | 18,822 | 4-9-5 | DAL: Cunningham (13) van den Bergh (21); RSL: Movsisyan |
| 08/01/09 | Kansas City | W 6-0 | 10,317 | 5-9-5 | DAL: Cunningham (38,66,76,89) Ferreira (42,78) |
| 08/06/09 | Houston | W 1-0 | 7,442 | 6-9-5 | DAL: Cunningham (20) |
| 08/15/09 | @Columbus | L 0-2 | 19,115 | 6-10-5 | CLB: Marshall (10) Gaven (87) |
| 08/23/09 | @New York | L 2-3 | 9,648 | 6-11-5 | DAL: McCarty (19) van den Bergh (72); NY: Angel (4,88) |
| 09/05/09 | D.C. United | T 2-2 | 10,219 | 6-11-6 | DAL: Cunningham (17) Ferreira (50); DC: Burch (44) Moreno (58) |
| 09/12/09 | @Los Angeles | W 6-3 | 18,148 | 7-11-6 | DAL: van den Bergh (7) Cunningham (25,86) McCarty (71) Harris (82) |
| 09/19/09 | @Kansas City | L 2-3 | 10,385 | 7-12-6 | DAL: McCarty (44) Cunningham (54); KC: Hirsig (9) Wolff (77) Conrad (80) |
| 09/26/09 | Real Salt Lake | W 3-0 | 8,623 | 8-12-6 | DAL: Cunningham (5,87) Ferreira (10) |
| 09/30/09 | New England | W 1-0 | 51,012 | 9-12-6 | DAL: Cunningham (71) |
| 10/07/09 | @San Jose | W 2-1 | 9,023 | 10-12-6 | DAL: Ferreira (49) Cunningham (82); SJ: AmariKwa (73) |
| 10/17/09 | Colorado | W 2-1 | 15,243 | 11-12-6 | DAL: John (4) Ihemelu (66); COL: Noonan (71) |
| 10/24/09 | @Seattle | L 1-2 | 33,108 | 11-13-6 | DAL: Harris (14); SEA: Jaqua (61) Evans (84) |

FINAL REGULAR SEASON STANDINGS

| OVERALL | | | | | | | | | | HOME | | | | | AWAY | | | | |
|--------------------|----|----|----|----|----|-----|----|-----|----|------|---|----|----|----|------|----|----|----|----|
| EASTERN CONFERENCE | | GP | W | L | T | PTS | GF | GA | GD | W | L | T | GF | GA | W | L | T | GF | GA |
| Columbus | 30 | 13 | 7 | 10 | 49 | 41 | 31 | 10 | 9 | 4 | 4 | 25 | 15 | 4 | 5 | 6 | 16 | 16 | |
| Chicago | 30 | 11 | 7 | 12 | 45 | 39 | 34 | 5 | 5 | 4 | 6 | 16 | 17 | 6 | 3 | 6 | 23 | 17 | |
| New England | 30 | 11 | 10 | 9 | 42 | 33 | 37 | -4 | 7 | 4 | 4 | 22 | 16 | 4 | 6 | 5 | 11 | 21 | |
| D.C. United | 30 | 9 | 8 | 13 | 40 | 43 | 44 | -1 | 7 | 3 | 5 | 19 | 14 | 2 | 5 | 8 | 24 | 30 | |
| Toronto FC | 30 | 10 | 11 | 9 | 39 | 37 | 46 | -9 | 8 | 3 | 4 | 20 | 14 | 8 | 5 | 17 | 32 | | |
| Kansas City | 30 | 8 | 13 | 9 | 33 | 33 | 42 | -9 | 4 | 6 | 5 | 18 | 20 | 4 | 7 | 4 | 15 | 22 | |
| New York | 30 | 5 | 19 | 6 | 21 | 27 | 47 | -20 | 5 | 6 | 4 | 24 | 20 | 0 | 13 | 2 | 3 | 27 | |
| WESTERN CONFERENCE | | GP | W | L | T | PTS | GF | GA | GD | W | L | T | GF | GA | W | L | T | GF | GA |
| Los Angeles | 30 | 12 | 6 | 12 | 48 | 36 | 31 | 5 | 7 | 4 | 4 | 18 | 17 | 5 | 2 | 8 | 18 | 14 | |
| Houston | 30 | 13 | 8 | 9 | 48 | 39 | 29 | 10 | 8 | 1 | 6 | 23 | 13 | 5 | 7 | 3 | 16 | 16 | |
| Seattle | 30 | 12 | 7 | 11 | 47 | 38 | 29 | 9 | 7 | 2 | 6 | 21 | 10 | 5 | 5 | 5 | 17 | 19 | |
| Chivas USA | 30 | 13 | 11 | 6 | 45 | 34 | 31 | 3 | 9 | 3 | 3 | 25 | 14 | 4 | 8 | 3 | 9 | 17 | |
| Real Salt Lake | 30 | 11 | 12 | 7 | 40 | 43 | 35 | 8 | 9 | 1 | 5 | 34 | 11 | 2 | 11 | 2 | 9 | 24 | |
| Colorado | 30 | 10 | 10 | 10 | 40 | 42 | 38 | 4 | 8 | 2 | 5 | 25 | 10 | 2 | 8 | 5 | 17 | 28 | |
| FC Dallas | 30 | 11 | 13 | 6 | 39 | 50 | 47 | 3 | 8 | 3 | 4 | 28 | 19 | 3 | 10 | 2 | 22 | 28 | |
| San Jose | 30 | 7 | 14 | 9 | 30 | 36 | 50 | -14 | 6 | 5 | 4 | 22 | 21 | 1 | 9 | 5 | 14 | 29 | |



2008 FC DALLAS STATISTICS



| # | POS | PLAYER | GP | GS | MIN | G | A | SHT | SOG | FC | FS | OFF | CK | C | E |
|-----------------|-----|----------------------|----|----|------|----|----|-----|-----|-----|-----|-----|-----|----|---|
| 33 | F | KENNY COOPER | 30 | 30 | 2622 | 18 | 3 | 119 | 60 | 36 | 48 | 39 | 0 | 1 | 0 |
| 9 | F | JEFF CUNNINGHAM(DAL) | 11 | 11 | 951 | 5 | 2 | 24 | 12 | 7 | 8 | 20 | 0 | 1 | 0 |
| 25 | F | DOMINIC ODURO | 25 | 9 | 992 | 5 | 2 | 28 | 16 | 9 | 18 | 7 | 0 | 0 | 0 |
| 11 | M | ANDRE ROCHA | 27 | 26 | 2151 | 3 | 8 | 47 | 21 | 52 | 22 | 1 | 60 | 6 | 1 |
| 12 | F | *ARTURO ALVAREZ | 16 | 10 | 931 | 3 | 3 | 22 | 11 | 8 | 9 | 7 | 4 | 2 | 0 |
| 7 | F | *ABE THOMPSON | 13 | 4 | 427 | 3 | 1 | 12 | 8 | 7 | 2 | 5 | 0 | 0 | 0 |
| 8 | M | JUAN TOJA | 16 | 15 | 1283 | 2 | 2 | 21 | 13 | 32 | 23 | 4 | 0 | 3 | 0 |
| 14 | D | DREW MOOR | 27 | 27 | 2430 | 2 | 1 | 18 | 5 | 17 | 29 | 0 | 0 | 5 | 0 |
| 5 | M | MARCELO SARAGOSA | 25 | 23 | 1809 | 1 | 2 | 14 | 4 | 41 | 34 | 1 | 0 | 8 | 1 |
| 8 | M | BRUNO GUARDA | 12 | 9 | 822 | 1 | 1 | 10 | 6 | 17 | 21 | 4 | 3 | 2 | 0 |
| 17 | D | AARON PITCHKOLAN | 21 | 15 | 1345 | 1 | 0 | 6 | 4 | 12 | 8 | 1 | 0 | 2 | 1 |
| 12 | M | VICTOR SIKORA | 5 | 4 | 274 | 1 | 0 | 4 | 1 | 5 | 7 | 1 | 6 | 1 | 0 |
| 15 | D | ADRIAN SERIOUX | 24 | 24 | 1926 | 0 | 4 | 8 | 0 | 22 | 35 | 0 | 0 | 3 | 1 |
| 6 | M | PABLO RICCHETTI | 27 | 25 | 2252 | 0 | 3 | 10 | 2 | 34 | 16 | 0 | 0 | 5 | 2 |
| 24 | M | ERIC AVILA | 14 | 3 | 508 | 0 | 2 | 4 | 1 | 8 | 10 | 0 | 2 | 1 | 0 |
| 13 | M | DAX MCCARTY | 17 | 8 | 821 | 0 | 2 | 2 | 2 | 3 | 7 | 2 | 27 | 1 | 0 |
| 4 | D | DUILIO DAVINO | 23 | 22 | 1958 | 0 | 1 | 5 | 2 | 14 | 6 | 0 | 0 | 3 | 0 |
| 19 | M | BOBBY RHINE | 7 | 6 | 472 | 0 | 1 | 7 | 2 | 7 | 10 | 0 | 7 | 2 | 1 |
| 10 | F | RICARDINHO | 7 | 1 | 137 | 0 | 1 | 6 | 3 | 6 | 7 | 1 | 1 | 0 | 0 |
| 28 | M | CHASE WILEMAN | 2 | 0 | 47 | 0 | 1 | 1 | 0 | 0 | 0 | 0 | 0 | 0 | 0 |
| 30 | GK | RAY BURSE | 2 | 2 | 180 | 0 | 0 | 0 | 0 | 0 | 0 | 0 | 0 | 0 | 0 |
| 2 | D | MICHAEL DELLO-RUSSO | 8 | 1 | 288 | 0 | 0 | 5 | 2 | 5 | 2 | 1 | 7 | 0 | 0 |
| 44 | GK | DARIO SALA | 28 | 28 | 2520 | 0 | 0 | 0 | 0 | 3 | 8 | 0 | 0 | 3 | 0 |
| 20 | M-D | BREK SHEA | 2 | 0 | 17 | 0 | 0 | 0 | 0 | 1 | 0 | 0 | 0 | 1 | 0 |
| 23 | D | BLAKE WAGNER | 24 | 23 | 2068 | 0 | 0 | 6 | 0 | 22 | 29 | 1 | 0 | 2 | 0 |
| 26 | M | ANTHONY WALLACE | 5 | 4 | 259 | 0 | 0 | 0 | 0 | 2 | 2 | 0 | 0 | 0 | 0 |
| 31 | M | JAMIE WATSON | 1 | 0 | 11 | 0 | 0 | 0 | 0 | 1 | 0 | 0 | 0 | 0 | 0 |
| 27 | D | ANDREW DANIELS | 0 | 0 | 0 | 0 | 0 | 0 | 0 | 0 | 0 | 0 | 0 | 0 | 0 |
| 22 | GK | JOSH LAMBO | 0 | 0 | 0 | 0 | 0 | 0 | 0 | 0 | 0 | 0 | 0 | 0 | 0 |
| 32 | F | JEFF ROWLAND | 0 | 0 | 0 | 0 | 0 | 0 | 0 | 0 | 0 | 0 | 0 | 0 | 0 |
| 29 | F | SPENCER WADSWORTH | 0 | 0 | 0 | 0 | 0 | 0 | 0 | 0 | 0 | 0 | 0 | 0 | 0 |
| 16 | D | DAVID WAGENFUHR | 0 | 0 | 0 | 0 | 0 | 0 | 0 | 0 | 0 | 0 | 0 | 0 | 0 |
| TEAM TOTALS | | | 30 | 30 | 2700 | 45 | 40 | 379 | 175 | 371 | 380 | 95 | 117 | 52 | 7 |
| OPPONENT TOTALS | | | 30 | 30 | 2700 | 41 | 44 | 373 | 147 | 380 | 371 | 65 | 174 | 47 | 6 |

GAME-WINNING GOALS: KENNY COOPER 4, ANDRE ROCHA 1, AARON PITCHKOLAN 1, DOMINIC ODURO 1, ARTURO ALVAREZ 1.
GAME-WINNING ASSISTS: ANDRE ROCHA 4, DAX MCCARTY 1, RICARDINHO 1.
PENALTY KICK GOALS/ATTEMPTS: KENNY COOPER 4-4.

| FC DALLAS INDIVIDUAL GOALKEEPING | | | | | | | | | | | | | | | |
|----------------------------------|-----|------------|----|----|------|------|-----|----|------|----|----|----|----|----|----|
| # | POS | GOALKEEPER | GP | GS | MIN | SHTS | SV | GA | GAA | PG | PA | W | L | T | SO |
| 44 | GK | DARIO SALA | 28 | 28 | 2520 | 131 | 92 | 37 | 1.32 | 1 | 1 | 8 | 8 | 12 | 7 |
| 30 | GK | RAY BURSE | 2 | 2 | 180 | 16 | 12 | 4 | 2.00 | 1 | 1 | 0 | 2 | 0 | 0 |
| TEAM TOTALS | | | 30 | 30 | 2700 | 147 | 104 | 41 | 1.37 | 2 | 2 | 8 | 10 | 12 | 7 |
| OPPONENT TOTALS | | | 30 | 30 | 2700 | 175 | 126 | 45 | 1.50 | 4 | 4 | 10 | 8 | 12 | 4 |

* = PLAYED WITH OTHER TEAMS IN 2008. ONLY FC DALLAS STATISTICS LISTED HERE.

2008 REGULAR SEASON GAME-BY-GAME

| DATE | OPPONENT | RESULT | ATT. | W-L-T | NOTES: |
|----------|-----------------|--------|--------|---------|---|
| 03/30/08 | Chivas USA | T 1-1 | 17,540 | 0-0-1 | DAL: Toja (21); CHV: Galindo (84) |
| 04/06/08 | @Houston | T 3-3 | 20,102 | 0-0-2 | DAL: Cooper (35,45) Alvarez (57); HOU: Caraccio (21) own goal (57) Cameron (90) |
| 04/12/08 | New York | W 2-0 | 11,564 | 1-0-2 | DAL: Alvarez (1) Cooper (66) |
| 04/20/08 | @Chivas USA | W 2-0 | 10,237 | 2-0-2 | DAL: Cooper (5) Thompson (80) |
| 04/24/08 | New England | L 0-1 | 10,453 | 2-1-2 | NE: Smith (72) |
| 05/03/08 | @San Jose | T 0-0 | 10,515 | 2-1-3 | None |
| 05/10/08 | @Real Salt Lake | L 1-2 | 12,173 | 2-2-3 | DAL: Cooper (56); RSL: Morales (28) Beckerman (73) |
| 05/18/08 | Los Angeles | L 1-5 | 22,331 | 2-3-3 | DAL: Oduro (54); LA: Klein (25) Buddle (31,39,85) own goal (34) |
| 05/24/08 | Real Salt Lake | W 2-1 | 8,960 | 3-3-3 | DAL: Oduro (82,90); RSL: Espindola (69) |
| 05/28/08 | Houston | T 2-2 | 8,541 | 3-3-4 | DAL: Cooper (35) Moor (69); HOU: Ashe (59) De Rosario (90) |
| 06/01/08 | @Colorado | L 1-2 | 12,120 | 3-4-4 | DAL: Oduro (44); COL: Casey (7) McManus (72) |
| 06/06/08 | @New England | L 1-2 | 54,045 | 3-5-4 | DAL: Alvarez (90); NE: Cristman (5) Ralston (22) |
| 06/15/08 | Chicago | W 1-0 | 14,738 | 4-5-4 | DAL: Cooper (17) |
| 06/21/08 | @New York | L 0-1 | 16,427 | 4-6-4 | NY: Goldthwaite (16) |
| 06/26/08 | @Houston | T 1-1 | 16,933 | 4-6-5 | DAL: Cooper (62); HOU: Ching (21) |
| 07/04/08 | Kansas City | T 1-1 | 16,765 | 4-6-6 | DAL: Thompson (90); KC: Sealy (39) |
| 07/19/08 | Colorado | T 2-2 | 12,289 | 4-6-7 | DAL: Cooper (49) Toja (64); COL: H. Gomez (5) Casey (67) |
| 07/27/08 | Los Angeles | W 4-0 | 21,020 | 5-6-7 | DAL: Cooper (15,16) Oduro (36) Thompson (89) |
| 08/03/08 | @Toronto FC | W 2-0 | 20,247 | 6-6-7 | DAL: Cooper (81,90) |
| 08/16/08 | @Columbus | L 1-2 | 17,647 | 6-7-7 | DAL: Cunningham (35); CLB: Carroll (62) Evans (65) |
| 08/23/08 | @Kansas City | T 1-1 | 9,825 | 6-7-8 | DAL: Rocha (7); KC: Conrad (90) |
| 08/30/08 | Columbus | L 1-2 | 10,590 | 6-8-8 | DAL: Cunningham (35); CLB: Moreno (37) Gaven (40) |
| 09/04/08 | Colorado | L 0-1 | 7,140 | 6-9-8 | COL: Petke (60) |
| 09/13/08 | @D.C. United | T 2-2 | 19,890 | 6-9-9 | DAL: Cooper (9) Rocha (79); DC: Moreno (26) Quaranta (69) |
| 09/21/08 | @Chicago | W 4-1 | 16,923 | 7-9-9 | DAL: Cunningham (2,61) Pitchkolan (43) Guarda (45); CHI: McBride (90) |
| 09/28/08 | D.C. United | W 3-0 | 12,138 | 8-9-9 | DAL: Rocha (9) Cunningham (56) Cooper (90) |
| 10/02/08 | San Jose | T 1-1 | 7,173 | 8-9-10 | DAL: Cooper (89); SJ: Johnson (58) |
| 10/11/08 | Toronto FC | T 2-2 | 14,114 | 8-9-11 | DAL: Cooper (34,90); TOR: Velez (72) Wynne (88) |
| 10/18/08 | @Real Salt Lake | L 1-3 | 17,628 | 8-10-11 | DAL: Saragosa (7); RSL: Movsisyan (35) Johnson (53) Findley (86) |
| 10/26/08 | @Los Angeles | T 2-2 | 27,000 | 8-10-12 | DAL: Moor (34) Sikora (39); LA: Buddle (21) Donovan (79) |

FINAL REGULAR SEASON STANDINGS

| OVERALL | | | | | | | | | | HOME | | | | | AWAY | | | | |
|--------------------|----|----|----|----|-----|----|----|----|----|------|---|----|----|---|------|---|----|----|--|
| EASTERN CONFERENCE | | | | | | | | | | | | | | | | | | | |
| | GP | W | L | T | PTS | GF | GA | GD | W | L | T | GF | GA | W | L | T | GF | GA | |
| Columbus | 30 | 17 | 7 | 6 | 57 | 50 | 36 | 14 | 11 | 2 | 2 | 30 | 15 | 6 | 5 | 4 | 20 | 21 | |
| Chicago | 30 | 13 | 10 | 7 | 46 | 44 | 33 | 11 | 7 | 5 | 3 | 23 | 17 | 6 | 5 | 4 | 21 | 16 | |
| New England | 30 | 12 | 11 | 7 | 43 | 40 | 43 | -3 | 6 | 5 | 4 | 24 | 20 | 6 | 6 | 3 | 16 | 23 | |
| Kansas City | 30 | 11 | 10 | 9 | 42 | 37 | 39 | -2 | 9 | 2 | 4 | 22 | 15 | 2 | 8 | 5 | 15 | 24 | |
| New York | 30 | 10 | 11 | 9 | 39 | 42 | 48 | -6 | 9 | 3 | 3 | 30 | 20 | 1 | 8 | 6 | 12 | 28 | |
| D.C. United | 30 | 11 | 15 | 4 | 37 | 43 | 51 | -8 | 9 | 4 | 2 | 32 | 19 | 2 | 11 | 2 | 11 | 32 | |
| Toronto FC | 30 | 9 | 13 | 8 | 35 | 34 | 43 | -9 | 6 | 2 | 7 | 17 | 12 | 3 | 11 | 1 | 17 | 31 | |
| WESTERN CONFERENCE | | | | | | | | | | | | | | | | | | | |
| | GP | W | L | T | PTS | GF | GA | GD | W | L | T | GF | GA | W | L | T | GF | GA | |
| Houston | 30 | 13 | 5 | 12 | 51 | 45 | 32 | 13 | 10 | 1 | 4 | 30 | 14 | 3 | 4 | 8 | 15 | 18 | |
| Chivas USA | 30 | 12 | 11 | 7 | 43 | 40 | 41 | -1 | 7 | 4 | 4 | 21 | 15 | 5 | 7 | 3 | 19 | 26 | |
| Real Salt Lake | 30 | 10 | 10 | 10 | 40 | 40 | 9 | 1 | 8 | 1 | 6 | 24 | 10 | 2 | 9 | 4 | 16 | 29 | |
| Colorado | 30 | 11 | 14 | 5 | 38 | 44 | 45 | -1 | 7 | 5 | 3 | 22 | 14 | 4 | 9 | 2 | 22 | 31 | |
| FC Dallas | 30 | 8 | 10 | 12 | 36 | 45 | 41 | 4 | 5 | 4 | 6 | 23 | 19 | 3 | 6 | 6 | 22 | 22 | |
| Los Angeles | 30 | 8 | 13 | 9 | 33 | 55 | 62 | -7 | 6 | 4 | 5 | 35 | 27 | 2 | 9 | 4 | 20 | 35 | |
| San Jose | 30 | 8 | 13 | 9 | 33 | 32 | 38 | -6 | 6 | 5 | 4 | 22 | 19 | 2 | 8 | 5 | 10 | 19 | |



2007 FC DALLAS STATISTICS



RECORD

13-12-5, 44 pts

HEAD COACH

Steve Morrow: 13-12-5

PLAYOFFS

1-1-0

MLS HONORS

Juan Tojo: MLS All-Star, Player of the Week (Week 15)

Abe Thompson: MLS Player of the Week (Week 27)

| # | POS | PLAYER | GP | GS | MIN | G | A | SHT | SOG | FC | FS | OFF | CK | C | E |
|-----------------|-----|---------------------|----|----|------|----|----|-----|-----|-----|-----|-----|-----|----|---|
| 20 | F | CARLOS RUIZ | 22 | 19 | 1722 | 7 | 2 | 59 | 25 | 46 | 41 | 23 | 0 | 9 | 1 |
| 8 | M | JUAN TOJA | 27 | 27 | 2388 | 6 | 1 | 33 | 16 | 83 | 41 | 6 | 2 | 4 | 0 |
| 7 | F | ABE THOMPSON | 24 | 15 | 1227 | 5 | 4 | 19 | 11 | 14 | 10 | 13 | 0 | 2 | 0 |
| 33 | F | KENNY COOPER | 14 | 12 | 1068 | 4 | 2 | 33 | 16 | 16 | 19 | 9 | 0 | 0 | 0 |
| 12 | M | ARTURO ALVAREZ | 27 | 21 | 1898 | 3 | 3 | 61 | 30 | 35 | 34 | 5 | 44 | 2 | 0 |
| 10 | M | *RAMON NUNEZ | 13 | 10 | 1001 | 3 | 2 | 36 | 12 | 6 | 23 | 0 | 27 | 0 | 0 |
| 25 | F | DOMINIC ODURO | 29 | 10 | 1163 | 3 | 2 | 24 | 13 | 16 | 23 | 17 | 0 | 3 | 0 |
| 14 | D | DREW MOOR | 28 | 28 | 2495 | 2 | 0 | 7 | 3 | 17 | 30 | 1 | 1 | 3 | 0 |
| 13 | M | DAX MCCARTY | 25 | 18 | 1604 | 1 | 7 | 13 | 5 | 12 | 46 | 0 | 25 | 0 | 0 |
| 4 | D | CHRIS GBANDI | 21 | 19 | 1701 | 1 | 2 | 5 | 3 | 24 | 11 | 2 | 1 | 7 | 1 |
| 11 | D | CLARENCE GOODSON | 27 | 27 | 2297 | 1 | 1 | 9 | 5 | 36 | 37 | 0 | 0 | 6 | 0 |
| 10 | M | DENILSON | 8 | 7 | 606 | 1 | 0 | 14 | 4 | 10 | 21 | 2 | 15 | 3 | 0 |
| 6 | M | PABLO RICCHETTI | 19 | 19 | 1600 | 0 | 3 | 6 | 2 | 31 | 18 | 0 | 0 | 7 | 0 |
| 5 | M | MARCELO SARAGOSA | 13 | 10 | 800 | 0 | 2 | 3 | 1 | 33 | 17 | 0 | 0 | 4 | 1 |
| 34 | F | RICARDINHO | 8 | 3 | 279 | 0 | 1 | 5 | 2 | 5 | 7 | 3 | 0 | 0 | 0 |
| 30 | GK | RAY BURSE | 6 | 6 | 540 | 0 | 0 | 0 | 0 | 0 | 1 | 0 | 0 | 0 | 0 |
| 22 | D | MICHAEL DELLO-RUSSO | 1 | 1 | 90 | 0 | 0 | 0 | 0 | 0 | 0 | 0 | 0 | 0 | 0 |
| 1 | GK | SHAKA HISLOP | 6 | 6 | 540 | 0 | 0 | 0 | 0 | 0 | 0 | 0 | 0 | 0 | 0 |
| 17 | M-D | AARON PITCHKOLAN | 16 | 11 | 1142 | 0 | 0 | 6 | 1 | 21 | 4 | 1 | 0 | 4 | 0 |
| 19 | D | BOBBY RHINE | 19 | 7 | 862 | 0 | 0 | 5 | 1 | 6 | 9 | 0 | 0 | 2 | 1 |
| 48 | GK | DARIO SALA | 18 | 18 | 1620 | 0 | 0 | 0 | 0 | 0 | 4 | 0 | 0 | 3 | 0 |
| 15 | D | ADRIAN SERIOUX | 10 | 10 | 806 | 0 | 0 | 6 | 2 | 16 | 11 | 0 | 0 | 1 | 0 |
| 16 | D | DAVID WAGENFUHR | 13 | 10 | 828 | 0 | 0 | 1 | 0 | 16 | 9 | 0 | 0 | 1 | 0 |
| 23 | D | BLAKE WAGNER | 1 | 1 | 90 | 0 | 0 | 0 | 0 | 0 | 0 | 0 | 0 | 0 | 0 |
| 26 | M | ANTHONY WALLACE | 1 | 1 | 69 | 0 | 0 | 0 | 0 | 2 | 0 | 0 | 0 | 0 | 0 |
| 21 | D | ALEX YI | 15 | 14 | 1178 | 0 | 0 | 5 | 2 | 20 | 7 | 0 | 0 | 3 | 0 |
| 24 | M | SEBASTIAN BOTERO | 0 | 0 | 0 | 0 | 0 | 0 | 0 | 0 | 0 | 0 | 0 | 0 | 0 |
| 27 | D | ANDREW DANIELS | 0 | 0 | 0 | 0 | 0 | 0 | 0 | 0 | 0 | 0 | 0 | 0 | 0 |
| 31 | M | SANDY GBANDI | 0 | 0 | 0 | 0 | 0 | 0 | 0 | 0 | 0 | 0 | 0 | 0 | 0 |
| 0 | F | FUAD IBRAHIM | 0 | 0 | 0 | 0 | 0 | 0 | 0 | 0 | 0 | 0 | 0 | 0 | 0 |
| 29 | M | SCOTT JONES | 0 | 0 | 0 | 0 | 0 | 0 | 0 | 0 | 0 | 0 | 0 | 0 | 0 |
| 28 | M | CHASE WILEMAN | 0 | 0 | 0 | 0 | 0 | 0 | 0 | 0 | 0 | 0 | 0 | 0 | 0 |
| TEAM TOTALS | | | 30 | 30 | 2700 | 37 | 32 | 350 | 154 | 465 | 445 | 82 | 115 | 64 | 4 |
| OPPONENT TOTALS | | | 30 | 30 | 2700 | 44 | 43 | 381 | 158 | 445 | 465 | 100 | 175 | 57 | 4 |

GAME-WINNING GOALS: JUAN TOJA 3, ABE THOMPSON 2, RAMON NUNEZ 2, SIX PLAYERS TIED WITH 1.
GAME-WINNING ASSISTS: RAMON NUNEZ 2, DAX MCCARTY 2, ABE THOMPSON 1, MARCELO SARAGOSA 1, PABLO RICCHETTI 1, RICARDINHO 1, ARTURO ALVAREZ 1.
PENALTY KICK GOALS/ATTEMPTS: ABE THOMPSON 2-2, CARLOS RUIZ 1-1, DENILSON 1-1, KENNY COOPER 1-1.

FC DALLAS INDIVIDUAL GOALKEEPING

| # | POS | GOALKEEPER | GP | GS | MIN | SHTS | SV | GA | GAA | PG | PA | W | L | T | SO |
|-----------------|-----|--------------|----|----|------|------|-----|----|------|----|----|----|----|---|----|
| 30 | GK | RAY BURSE | 6 | 6 | 540 | 29 | 23 | 6 | 1.00 | 1 | 1 | 3 | 2 | 1 | 2 |
| 1 | GK | SHAKA HISLOP | 6 | 6 | 540 | 32 | 23 | 9 | 1.50 | 0 | 0 | 2 | 3 | 1 | 0 |
| 48 | GK | DARIO SALA | 18 | 18 | 1620 | 97 | 64 | 29 | 1.61 | 2 | 2 | 8 | 7 | 3 | 5 |
| TEAM TOTALS | | | 30 | 30 | 2700 | 158 | 110 | 44 | 1.47 | 3 | 3 | 13 | 12 | 5 | 7 |
| OPPONENT TOTALS | | | 30 | 30 | 2700 | 154 | 112 | 37 | 1.23 | 5 | 5 | 12 | 13 | 5 | 11 |

* = PLAYED WITH OTHER TEAMS IN 2007. ONLY FC DALLAS STATISTICS LISTED HERE.

2007 REGULAR SEASON GAME-BY-GAME

| DATE | OPPONENT | RESULT | ATT. | W-L-T | NOTES: |
|----------|-----------------|--------|--------|---------|---|
| 04/07/07 | @Real Salt Lake | T 2-2 | 18,678 | 0-0-1 | DAL: Cooper (19) Ruiz (90); RSL: Cunningham (29,51) |
| 04/12/07 | @Los Angeles | W 2-1 | 23,596 | 1-0-1 | DAL: Ruiz (35) Cooper (43); LA: Findley (86) |
| 04/15/07 | @New York | L 0-3 | 8,865 | 1-1-1 | NY: Altidore (18) Mathis (34) van den Bergh (90) |
| 04/22/07 | Colorado | W 3-1 | 20,500 | 2-1-1 | DAL: Nunez (29,78) Oduro (90); COL: Kirovski (34) |
| 04/26/07 | New York | L 0-1 | 14,087 | 2-2-1 | NY: Freeman (79) |
| 04/29/07 | New England | L 0-1 | 9,165 | 2-3-1 | NE: Twellman (13) |
| 05/12/07 | @Kansas City | W 2-1 | 10,141 | 3-3-1 | DAL: Cooper (19) Toja (45); KC: Harrington (90) |
| 05/17/07 | @Chicago | W 2-1 | 12,164 | 4-3-1 | DAL: Cooper (24) Toja (60); CHI: Carr (73) |
| 05/20/07 | Real Salt Lake | W 2-1 | 16,576 | 5-3-1 | DAL: Alvarez (26) C. Gbandi (82); RSL: Adu (68) |
| 05/26/07 | @Chivas USA | L 0-2 | 8,756 | 5-4-1 | CHV: Galindo (50) Razov (90) |
| 06/03/07 | @Houston | L 1-2 | 13,199 | 5-5-1 | DAL: Thompson (32); HOU: Clark (51) Ngwenya (66) |
| 06/09/07 | Los Angeles | W 3-1 | 14,640 | 6-5-1 | DAL: Toja (24) Thompson (53) Moor (73); LA: Findley (41) |
| 06/14/07 | @Real Salt Lake | W 1-0 | 16,278 | 7-5-1 | DAL: Oduro (90) |
| 06/17/07 | @Toronto FC | L 0-4 | 20,156 | 7-6-1 | TOR: Edu (22) Dichio (25) Robinson (65) Cunningham (90) |
| 06/23/07 | @Colorado | W 1-0 | 16,128 | 8-6-1 | DAL: Toja (62) |
| 06/30/07 | Houston | T 0-0 | 13,887 | 8-6-2 | None |
| 07/04/07 | Chivas USA | W 2-0 | 15,773 | 9-6-2 | DAL: Nunez (41) Oduro (86) |
| 07/14/07 | @D.C. United | T 3-3 | 20,952 | 9-6-3 | DAL: Ruiz (51) Toja (71,81); DC: Emilio (8,47) Fred (45) |
| 08/04/07 | Colorado | W 1-0 | 12,820 | 10-6-3 | DAL: Moor (31) |
| 08/11/07 | Columbus | W 3-2 | 14,818 | 11-6-3 | DAL: Alvarez (60) Ruiz (80) Goodson (90); CLB: Gonzalez (6) Herron (74) |
| 08/19/07 | @Houston | L 0-1 | 19,501 | 11-7-3 | HOU: Ching (42) |
| 09/01/07 | D.C. United | L 0-4 | 15,747 | 11-8-3 | DC: Olsen (4,45) Gomez (47) Fred (49) |
| 09/08/07 | Toronto FC | W 2-0 | 16,790 | 12-8-3 | DAL: Denilson (36) Thompson (87) |
| 09/15/07 | @New England | L 2-4 | 15,289 | 12-9-3 | DAL: Ruiz (35,84); NE: Noonan (29,65) Ralston (78) Smith (90) |
| 09/20/07 | Chicago | T 1-1 | 15,059 | 12-9-4 | DAL: Ruiz (90); CHI: Rolfe (56) |
| 09/23/07 | @Los Angeles | L 1-2 | 27,000 | 12-10-4 | DAL: McCarty (11); LA: Donovan (25) Klein (72) |
| 09/30/07 | Houston | L 0-3 | 17,366 | 12-11-4 | HOU: De Rosario (45) Robinson (62) Holden (84) |
| 10/06/07 | @Columbus | W 3-1 | 19,517 | 13-11-4 | DAL: Alvarez (48) Thompson (86,89); CLB: Gaven (31) |
| 10/11/07 | Chivas USA | T 0-0 | 9,454 | 13-11-5 | None |
| 10/20/07 | Kansas City | L 0-2 | 20,500 | 13-12-5 | KC: Sealy (39,55) |

FINAL REGULAR SEASON STANDINGS

| OVERALL | | | | | | | | | | HOME | | | | | AWAY | | | | |
|--------------------|----|----|----|----|-----|----|----|-----|----|------|---|----|----|---|------|---|----|----|--|
| EASTERN CONFERENCE | | | | | | | | | | | | | | | | | | | |
| | GP | W | L | T | PTS | GF | GA | GD | W | L | T | GF | GA | W | L | T | GF | GA | |
| D.C. United | 30 | 16 | 7 | 7 | 55 | 56 | 34 | 22 | 10 | 2 | 3 | 37 | 22 | 6 | 5 | 4 | 19 | 12 | |
| New England | 30 | 14 | 8 | 8 | 50 | 51 | 43 | 8 | 8 | 3 | 4 | 32 | 21 | 6 | 5 | 4 | 19 | 22 | |
| New York | 30 | 12 | 11 | 7 | 43 | 47 | 45 | 2 | 9 | 3 | 3 | 30 | 16 | 3 | 8 | 4 | 17 | 29 | |
| Chicago | 30 | 10 | 10 | 10 | 40 | 31 | 36 | -5 | 6 | 3 | 6 | 16 | 15 | 4 | 7 | 4 | 15 | 21 | |
| Kansas City | 30 | 11 | 12 | 7 | 40 | 45 | 45 | 0 | 7 | 5 | 3 | 22 | 18 | 4 | 7 | 4 | 23 | 27 | |
| Columbus | 30 | 9 | 11 | 10 | 37 | 39 | 44 | -5 | 5 | 5 | 5 | 17 | 17 | 4 | 6 | 5 | 22 | 27 | |
| Toronto FC | 30 | 6 | 17 | 7 | 25 | 25 | 49 | -24 | 5 | 7 | 3 | 17 | 18 | 1 | 10 | 4 | 8 | 31 | |
| WESTERN CONFERENCE | | | | | | | | | | | | | | | | | | | |
| | GP | W | L | T | PTS | GF | GA | GD | W | L | T | GF | GA | W | L | T | GF | GA | |
| Chivas USA | 30 | 15 | 7 | 8 | 53 | 46 | 28 | 18 | 10 | 1 | 4 | 28 | 8 | 5 | 6 | 4 | 18 | 20 | |
| Houston | 30 | 15 | 8 | 7 | 52 | 43 | 23 | 20 | 8 | 3 | 4 | 22 | 11 | 7 | 5 | 3 | 21 | 12 | |
| FC Dallas | 30 | 13 | 12 | 5 | 44 | 37 | 44 | -7 | 7 | 5 | 3 | 17 | 17 | 6 | 7 | 2 | 20 | 27 | |
| Colorado | 30 | 9 | 13 | 8 | 35 | 29 | 34 | -5 | 6 | 4 | 5 | 16 | 11 | 3 | 9 | 3 | 13 | 23 | |
| Los Angeles | 30 | 9 | 14 | 7 | 34 | 38 | 48 | -10 | 6 | 6 | 3 | 25 | 25 | 3 | 8 | 4 | 13 | 23 | |
| Real Salt Lake | 30 | 6 | 15 | 9 | 27 | 31 | 45 | -14 | 4 | 7 | 4 | 18 | 22 | 2 | 8 | 5 | 13 | 23 | |



2006 FC DALLAS STATISTICS



RECORD

16-12-4, 52 pts

HEAD COACH

Colin Clarke: 41-39-20

PLAYOFFS

1-1-0

MLS HONORS

Richard Mulrooney: MLS All-Star,
MLS Comeback Player of the Year,
Commissioner’s Pick.

Carlos Ruiz: MLS Player of the
Month (May)

Kenny Cooper: MLS Player of the
Week (16)

Ronnie O’Brien: MLS All-Star
Reserve

| # | POS | PLAYER | GP | GS | MIN | G | A | SHT | SOG | FC | FS | OFF | CK | C | E |
|-----------------|-----|---------------------|----|----|------|----|----|-----|-----|-----|-----|-----|-----|----|---|
| 20 | F | CARLOS RUIZ | 27 | 25 | 2113 | 13 | 5 | 54 | 29 | 54 | 72 | 32 | 2 | 6 | 0 |
| 33 | F | KENNY COOPER | 31 | 29 | 2453 | 11 | 4 | 65 | 30 | 39 | 59 | 23 | 2 | 3 | 0 |
| 10 | M | RAMON NUNEZ | 25 | 20 | 1661 | 6 | 4 | 51 | 15 | 15 | 35 | 5 | 26 | 4 | 0 |
| 12 | M | ARTURO ALVAREZ | 19 | 6 | 578 | 3 | 1 | 17 | 11 | 14 | 6 | 2 | 10 | 2 | 0 |
| 9 | F | ROBERTO MINA | 16 | 9 | 883 | 3 | 1 | 26 | 14 | 24 | 21 | 3 | 1 | 2 | 0 |
| 7 | F | ABE THOMPSON | 14 | 7 | 674 | 2 | 6 | 10 | 5 | 12 | 6 | 17 | 0 | 2 | 0 |
| 19 | D | BOBBY RHINE | 30 | 30 | 2593 | 2 | 2 | 13 | 5 | 23 | 26 | 0 | 0 | 7 | 1 |
| 6 | M | RONNIE O'BRIEN | 27 | 26 | 2331 | 1 | 11 | 69 | 24 | 45 | 24 | 7 | 39 | 4 | 0 |
| 8 | M | RICHARD MULROONEY | 25 | 23 | 2075 | 1 | 9 | 12 | 5 | 21 | 29 | 4 | 29 | 1 | 0 |
| 3 | D | GREG VANNEY | 28 | 28 | 2510 | 1 | 2 | 9 | 3 | 23 | 9 | 0 | 2 | 3 | 0 |
| 14 | D | DREW MOOR | 27 | 26 | 2280 | 1 | 1 | 12 | 5 | 25 | 20 | 2 | 0 | 6 | 0 |
| 15 | M | MARK WILSON | 12 | 7 | 582 | 1 | 1 | 7 | 2 | 7 | 9 | 0 | 0 | 0 | 0 |
| 25 | F | DOMINIC ODURO | 16 | 3 | 413 | 1 | 0 | 9 | 3 | 10 | 6 | 5 | 0 | 0 | 0 |
| 27 | M | AARON PITCHKOLAN | 10 | 0 | 94 | 1 | 0 | 2 | 1 | 3 | 0 | 0 | 0 | 1 | 0 |
| 16 | D | DAVID WAGENFUHR | 13 | 5 | 495 | 1 | 0 | 6 | 2 | 13 | 7 | 0 | 0 | 0 | 0 |
| 4 | D | CHRIS GBANDI | 28 | 27 | 2393 | 0 | 2 | 14 | 7 | 25 | 28 | 4 | 0 | 3 | 1 |
| 48 | GK | DARIO SALA | 28 | 28 | 2475 | 0 | 1 | 0 | 0 | 1 | 4 | 0 | 0 | 3 | 0 |
| 17 | M | SIMO VALAKARI | 31 | 30 | 2608 | 0 | 1 | 10 | 3 | 81 | 23 | 0 | 0 | 6 | 0 |
| 00 | GK | JEFF CASSAR | 1 | 0 | 45 | 0 | 0 | 0 | 0 | 0 | 0 | 0 | 0 | 0 | 0 |
| 11 | D | CLARENCE GOODSON | 13 | 9 | 866 | 0 | 0 | 8 | 3 | 11 | 8 | 1 | 1 | 3 | 0 |
| 1 | GK | SHAKA HISLOP | 4 | 4 | 360 | 0 | 0 | 0 | 0 | 0 | 0 | 0 | 0 | 0 | 0 |
| 13 | M | DAX MCCARTY | 2 | 0 | 12 | 0 | 0 | 0 | 0 | 2 | 0 | 0 | 0 | 0 | 0 |
| 24 | M | JUSTIN MOORE | 2 | 1 | 159 | 0 | 0 | 0 | 0 | 1 | 1 | 0 | 0 | 0 | 0 |
| 5 | M | *MARCELO SARAGOSA | 7 | 3 | 291 | 0 | 0 | 2 | 0 | 13 | 8 | 0 | 0 | 0 | 0 |
| 21 | D | ALEX YI | 11 | 6 | 667 | 0 | 0 | 2 | 1 | 14 | 3 | 0 | 0 | 2 | 0 |
| 30 | GK | RAY BURSE | 0 | 0 | 0 | 0 | 0 | 0 | 0 | 0 | 0 | 0 | 0 | 0 | 0 |
| 22 | D | MICHAEL DELLO-RUSSO | 0 | 0 | 0 | 0 | 0 | 0 | 0 | 0 | 0 | 0 | 0 | 0 | 0 |
| 18 | F | ALEX SMITH | 0 | 0 | 0 | 0 | 0 | 0 | 0 | 0 | 0 | 0 | 0 | 0 | 0 |
| 23 | D | BLAKE WAGNER | 0 | 0 | 0 | 0 | 0 | 0 | 0 | 0 | 0 | 0 | 0 | 0 | 0 |
| TEAM TOTALS | | | 32 | 32 | 2880 | 48 | 51 | 398 | 168 | 476 | 419 | 105 | 112 | 58 | 2 |
| OPPONENT TOTALS | | | 32 | 32 | 2880 | 44 | 44 | 379 | 157 | 426 | 458 | 123 | 150 | 41 | 4 |

GAME-WINNING GOALS: KENNY COOPER 6, CARLOS RUIZ 2, RAMON NUNEZ 2, SIX PLAYERS TIED WITH 1.
GAME-WINNING ASSISTS: RONNIE O'BRIEN 4, RICHARD MULROONEY 4, ABE THOMPSON 2, BOBBY RHINE 2, CHRIS GBANDI 2, FOUR PLAYERS TIED WITH 1.
PENALTY KICK GOALS/ATTEMPTS: NONE

| FC DALLAS INDIVIDUAL GOALKEEPING | | | | | | | | | | | | | | |
|----------------------------------|-----|--------------|----|----|------|------|-----|----|------|----|----|----|----|---|
| # | POS | GOALKEEPER | GP | GS | MIN | SHTS | SV | GA | GAA | PG | PA | W | L | T |
| 00 | GK | JEFF CASSAR | 1 | 0 | 45 | 3 | 3 | 0 | 0.00 | 0 | 0 | 0 | 0 | 0 |
| 48 | GK | DARIO SALA | 28 | 28 | 2475 | 129 | 93 | 34 | 1.24 | 1 | 1 | 14 | 10 | 4 |
| 1 | GK | SHAKA HISLOP | 4 | 4 | 360 | 25 | 13 | 10 | 2.50 | 0 | 0 | 2 | 2 | 0 |
| TEAM TOTALS | | | 32 | 32 | 2880 | 157 | 109 | 44 | 1.38 | 1 | 1 | 16 | 12 | 4 |
| OPPONENT TOTALS | | | 32 | 32 | 2880 | 168 | 115 | 48 | 1.50 | 0 | 0 | 12 | 16 | 4 |

2006 REGULAR SEASON GAME-BY-GAME

| DATE | OPPONENT | RESULT | ATT. | W-L-T | NOTES: |
|----------|-----------------|--------|--------|---------|--|
| 04/01/06 | Chicago | W 3-2 | 19,377 | 1-0-0 | DAL: Alvarez (31) Mina (66) Cooper (70); CHI: Barrett (12) Rolfe (54) |
| 04/08/06 | Real Salt Lake | W 2-1 | 14,712 | 2-0-0 | DAL: Cooper (43) Wilson (57); RSL: Klein (36) |
| 04/15/06 | @Colorado | T 2-2 | 8,160 | 2-0-1 | DAL: Vanney (5) Mina (25); COL: Kirovski (39) own goal (45) |
| 04/23/06 | Kansas City | W 2-1 | 17,429 | 3-0-1 | DAL: Cooper (4) Pitchkolan (90); KC: Zotınca (90) |
| 04/29/06 | @D.C. United | T 1-1 | 18,889 | 3-0-2 | DAL: O’Brien (41); DC: Olsen (17) |
| 05/06/06 | @Houston | L 3-4 | 21,448 | 3-1-2 | DAL: Ruiz (60) Nunez (61) Moor (76); HOU: Clark (31) |
| 05/10/06 | Los Angeles | W 1-0 | 14,234 | 4-1-2 | DAL: Ruiz (20) |
| 05/13/06 | Houston | T 1-1 | 12,756 | 4-1-3 | DAL: Ruiz (19); HOU: own goal (81) |
| 05/20/06 | New England | W 4-0 | 18,090 | 5-1-3 | DAL: Cooper (4) Ruiz (7,16) Nunez (19) |
| 05/24/06 | @New York | W 2-1 | 52,425 | 6-1-3 | DAL: Cooper (76) Ruiz (87); NY: Stammler (8) |
| 06/03/06 | Columbus | L 1-2 | 11,085 | 6-2-3 | DAL: Ruiz (90); CLB: Bisaku (75) Kotschau (89) |
| 06/11/06 | Chivas USA | W 2-1 | 10,737 | 7-2-3 | DAL: Ruiz (28) Mina (82); CHV: Razov (83) |
| 06/24/06 | Colorado | W 1-0 | 13,280 | 8-2-3 | DAL: Cooper (32) |
| 06/28/06 | @New England | L 0-1 | 7,247 | 8-3-3 | NE: Twellman (23) |
| 07/01/06 | @Chivas USA | L 0-3 | 10,112 | 8-4-3 | CHV: Suarez (20,24) Bornstein (43) |
| 07/04/06 | D.C. United | L 0-1 | 16,240 | 8-5-3 | DC: Gomez (34) |
| 07/08/06 | New York | W 2-1 | 10,430 | 9-5-3 | DAL: Oduro (2) Wagenfuhr (33); NY: Magee (80) |
| 07/15/06 | @Chicago | W 3-2 | 13,111 | 10-5-3 | DAL: Nunez (8) Rhine (77) Cooper (80); CHI: Herron (54,60) |
| 07/22/06 | @Real Salt Lake | W 1-0 | 20,227 | 11-5-3 | DAL: Thompson (90) |
| 07/29/06 | Colorado | W 4-1 | 18,329 | 12-5-3 | DAL: Rhine (8) Nunez (71,74) Cooper (90); COL: Beckerman (34) |
| 08/12/06 | @Houston | L 0-1 | 10,964 | 12-6-3 | HOU: Waibel (37) |
| 08/20/06 | @Los Angeles | L 0-2 | 21,967 | 12-7-3 | LA: Donovan (26) Quaranta (45) |
| 08/27/06 | @Kansas City | L 0-1 | 6,573 | 12-8-3 | KC: Sealy (62) |
| 08/30/06 | @Colorado | W 2-0 | 4,328 | 13-8-3 | DAL: Nunez (25) Mulrooney (56) |
| 09/02/06 | Houston | W 1-0 | 14,316 | 14-8-3 | DAL: Alvarez (86) |
| 09/09/06 | @Chivas USA | T 1-1 | 13,898 | 14-8-4 | DAL: Cooper (55); CHV: Ju. Garcia (81) |
| 09/13/06 | Chivas USA | L 0-1 | 10,224 | 14-9-4 | CHV: Ju. Garcia (13) |
| 09/16/06 | @Real Salt Lake | L 2-3 | 14,453 | 14-10-4 | DAL: Ruiz (4,45); RSL: Williams (13) Klein (62) Kreis (72) |
| 09/23/06 | Real Salt Lake | W 2-1 | 17,975 | 15-10-4 | DAL: Ruiz (9) Cooper (14); RSL: Cunningham (48) |
| 09/30/06 | @Columbus | L 1-3 | 13,505 | 15-11-4 | DAL: Ruiz (90); CLB: Ngwenya (22) Thomas (66) Garey (76) |
| 10/07/06 | Los Angeles | W 2-1 | 20,500 | 16-11-4 | DAL: Ruiz (30) Cooper (47); LA: Donovan (71) |
| 10/14/06 | @Los Angeles | L 2-5 | 27,000 | 16-12-4 | DAL: Thompson (14) Alvarez (80); LA: Donovan (25,38) Gomez (35) Jones (52) Quaranta (79) |

FINAL REGULAR SEASON STANDINGS

| OVERALL | | | | | | | | | | HOME | | | | | AWAY | | | | |
|--------------------|----|----|----|----|-----|----|----|-----|----|------|---|----|----|---|------|---|----|----|--|
| EASTERN CONFERENCE | | | | | | | | | | | | | | | | | | | |
| | GP | W | L | T | PTS | GF | GA | GD | W | L | T | GF | GA | W | L | T | GF | GA | |
| D.C. United | 32 | 15 | 7 | 10 | 55 | 52 | 38 | 14 | 9 | 3 | 4 | 31 | 22 | 6 | 4 | 6 | 21 | 16 | |
| New England | 32 | 12 | 8 | 12 | 48 | 39 | 35 | 4 | 8 | 3 | 5 | 23 | 14 | 4 | 5 | 7 | 16 | 21 | |
| Chicago | 32 | 13 | 11 | 8 | 47 | 43 | 41 | 2 | 8 | 4 | 4 | 25 | 20 | 5 | 7 | 4 | 18 | 21 | |
| New York | 32 | 9 | 11 | 12 | 39 | 41 | 41 | 0 | 8 | 3 | 5 | 24 | 17 | 1 | 8 | 7 | 17 | 24 | |
| Kansas City | 32 | 10 | 14 | 8 | 38 | 43 | 45 | -2 | 7 | 4 | 5 | 31 | 24 | 3 | 10 | 3 | 12 | 21 | |
| Columbus | 32 | 8 | 15 | 9 | 33 | 30 | 42 | -12 | 4 | 6 | 6 | 16 | 16 | 4 | 9 | 3 | 14 | 26 | |
| WESTERN CONFERENCE | | | | | | | | | | | | | | | | | | | |
| | GP | W | L | T | PTS | GF | GA | GD | W | L | T | GF | GA | W | L | T | GF | GA | |
| FC Dallas | 32 | 16 | 12 | 4 | 52 | 48 | 44 | 4 | 12 | 3 | 1 | 28 | 14 | 4 | 9 | 3 | 20 | 30 | |
| Houston | 32 | 11 | 8 | 13 | 46 | 44 | 40 | 4 | 8 | 3 | 5 | 27 | 19 | 3 | 5 | 8 | 17 | 21 | |
| Chivas USA | 32 | 10 | 9 | 13 | 43 | 45 | 42 | 3 | 7 | 2 | 7 | 24 | 12 | 3 | 7 | 6 | 21 | 30 | |
| Colorado | 32 | 11 | 13 | 8 | 41 | 36 | 49 | -13 | 9 | 3 | 4 | 22 | 18 | 2 | 10 | 4 | 14 | 31 | |
| Los Angeles | 32 | 11 | 15 | 6 | 39 | 37 | 37 | 0 | 6 | 6 | 4 | 19 | 15 | 5 | 9 | 2 | 18 | 22 | |
| Real Salt Lake | 32 | 10 | 13 | 9 | 39 | 45 | 49 | -4 | 6 | 4 | 6 | 23 | 19 | 4 | 9 | 3 | 22 | 30 | |

* = PLAYED WITH OTHER TEAMS IN 2006. ONLY FC DALLAS STATISTICS LISTED HERE.



2005 FC DALLAS STATISTICS



RECORD
13-10-9, 48 pts

HEAD COACH
Colin Clarke: 25-27-16

PLAYOFFS
0-0-2

MLS HONORS
Ronnie O’Brien: MLS All-Star, MLS Select IX
Greg Vanney: MLS All-Star
Simo Valakari: MLS All-Star
Eddie Johnson: MLS All-Star
Carlos Ruiz: MLS All-Star, MLS Goal of the Decade
Colin Clarke (and staff): MLS All-Star

| # | POS | PLAYER | GP | GS | MIN | G | A | SHT | SOG | FC | FS | OFF | CK | C | E |
|--------------------|-----|-------------------|----|----|------|----|----|-----|-----|-----|-----|-----|-----|----|---|
| 20 | F | CARLOS RUIZ | 19 | 18 | 1549 | 11 | 2 | 63 | 30 | 38 | 47 | 36 | 1 | 2 | 0 |
| 9 | F | ROBERTO MINA | 21 | 15 | 1270 | 7 | 4 | 35 | 13 | 47 | 23 | 12 | 5 | 2 | 0 |
| 6 | M | RONNIE O'BRIEN | 28 | 28 | 2512 | 6 | 12 | 83 | 37 | 58 | 47 | 3 | 44 | 8 | 0 |
| 11 | M | RAMON NUNEZ | 21 | 12 | 1141 | 5 | 3 | 49 | 22 | 9 | 21 | 1 | 35 | 1 | 0 |
| 7 | F | EDDIE JOHNSON | 15 | 13 | 1180 | 5 | 2 | 30 | 12 | 19 | 25 | 11 | 1 | 1 | 0 |
| 25 | F | ABE THOMPSON | 18 | 6 | 674 | 4 | 0 | 19 | 10 | 10 | 8 | 10 | 0 | 0 | 0 |
| 27 | M | AARON PITCHKOLAN | 20 | 15 | 1442 | 3 | 1 | 16 | 7 | 29 | 22 | 4 | 0 | 3 | 0 |
| 19 | D | BOBBY RHINE | 28 | 27 | 2438 | 2 | 8 | 25 | 9 | 32 | 22 | 1 | 1 | 4 | 0 |
| 12 | M-F | ARTURO ALVAREZ | 24 | 15 | 1285 | 2 | 4 | 31 | 14 | 33 | 13 | 6 | 38 | 2 | 0 |
| 18 | M | RICHARD MULROONEY | 7 | 7 | 574 | 2 | 2 | 7 | 2 | 8 | 12 | 1 | 20 | 1 | 0 |
| 26 | D | CLARENCE GOODSON | 29 | 28 | 2488 | 2 | 1 | 18 | 9 | 40 | 29 | 3 | 0 | 9 | 0 |
| 4 | D | CHRIS GBANDI | 17 | 17 | 1519 | 1 | 1 | 14 | 7 | 18 | 13 | 3 | 0 | 7 | 0 |
| 8 | M | OSCAR PAREJA | 18 | 6 | 646 | 1 | 1 | 9 | 6 | 17 | 16 | 1 | 1 | 3 | 0 |
| 3 | M | CAREY TALLEY | 20 | 14 | 1092 | 0 | 3 | 11 | 4 | 17 | 16 | 2 | 0 | 2 | 1 |
| 16 | D | DAVID WAGENFUHR | 19 | 15 | 1369 | 0 | 2 | 8 | 2 | 22 | 15 | 0 | 0 | 1 | 0 |
| 17 | M | SIMO VALAKARI | 28 | 28 | 2471 | 0 | 1 | 8 | 1 | 78 | 28 | 0 | 0 | 8 | 0 |
| 21 | D | GREG VANNEY | 25 | 25 | 2210 | 0 | 1 | 8 | 5 | 40 | 14 | 1 | 15 | 4 | 1 |
| 00 | GK | JEFF CASSAR | 4 | 4 | 333 | 0 | 0 | 0 | 0 | 0 | 0 | 0 | 0 | 0 | 0 |
| 1 | GK | SCOTT GARLICK | 28 | 27 | 2457 | 0 | 0 | 0 | 0 | 0 | 1 | 0 | 0 | 1 | 0 |
| 5 | D | STEVE JOLLEY | 13 | 12 | 1057 | 0 | 0 | 4 | 2 | 16 | 8 | 1 | 0 | 1 | 0 |
| 23 | M | TY MAURIN | 3 | 0 | 17 | 0 | 0 | 0 | 0 | 0 | 0 | 0 | 0 | 0 | 0 |
| 14 | D | DREW MOOR | 20 | 9 | 936 | 0 | 0 | 7 | 4 | 6 | 5 | 0 | 0 | 0 | 0 |
| 48 | GK | DARIO SALA | 1 | 1 | 90 | 0 | 0 | 0 | 0 | 0 | 0 | 0 | 0 | 0 | 0 |
| 22 | D | PHILIP SALYER | 2 | 2 | 180 | 0 | 0 | 0 | 0 | 4 | 1 | 1 | 0 | 0 | 0 |
| 15 | M | MARK WILSON | 8 | 7 | 615 | 0 | 0 | 14 | 3 | 13 | 9 | 0 | 0 | 2 | 0 |
| 2 | D | ALEX YI | 1 | 1 | 66 | 0 | 0 | 1 | 0 | 3 | 3 | 0 | 0 | 1 | 0 |
| 30 | GK | CHRIS GOMEZ | 0 | 0 | 0 | 0 | 0 | 0 | 0 | 0 | 0 | 0 | 0 | 0 | 0 |
| 22 | D | WINSTON MARSHALL | 0 | 0 | 0 | 0 | 0 | 0 | 0 | 0 | 0 | 0 | 0 | 0 | 0 |
| 13 | M | JOHN PULIDO | 0 | 0 | 0 | 0 | 0 | 0 | 0 | 0 | 0 | 0 | 0 | 0 | 0 |
| 29 | M | MARIO TORRES | 0 | 0 | 0 | 0 | 0 | 0 | 0 | 0 | 0 | 0 | 0 | 0 | 0 |
| OWN-GOALS RECEIVED | | | | | | 1 | | | | | | | | | |
| TEAM TOTALS | | | 32 | 32 | 2880 | 52 | 48 | 460 | 199 | 557 | 403 | 97 | 161 | 63 | 2 |
| OPPONENT TOTALS | | | 32 | 32 | 2880 | 44 | 47 | 367 | 158 | 419 | 546 | 98 | 133 | 48 | 4 |

GAME-WINNING GOALS: CARLOS RUIZ 3, ROBERTO MINA 3, RONNIE O'BRIEN 2, FIVE PLAYERS TIED WITH 1.
GAME-WINNING ASSISTS: DAVID WAGENFUHR 2, SEVEN PLAYERS TIED WITH 1.
PENALTY KICK GOALS/ATTEMPTS: CARLOS RUIZ 3-3, RAMON NUNEZ 1-1.

| FC DALLAS INDIVIDUAL GOALKEEPING | | | | | | | | | | | | | | | |
|----------------------------------|-----|---------------|----|----|------|------|-----|----|------|----|----|----|----|---|----|
| # | POS | GOALKEEPER | GP | GS | MIN | SHTS | SV | GA | GAA | PG | PA | W | L | T | SO |
| 48 | GK | DARIO SALA | 1 | 1 | 90 | 2 | 2 | 0 | 0.00 | 0 | 0 | 0 | 0 | 1 | 1 |
| 1 | GK | SCOTT GARLICK | 28 | 27 | 2457 | 135 | 98 | 37 | 1.36 | 2 | 2 | 13 | 8 | 7 | 6 |
| 00 | GK | JEFF CASSAR | 4 | 4 | 333 | 21 | 13 | 7 | 1.89 | 0 | 0 | 0 | 2 | 1 | 0 |
| TEAM TOTALS | | | 32 | 32 | 2880 | 158 | 113 | 44 | 1.38 | 2 | 2 | 13 | 10 | 9 | 7 |
| OPPONENT TOTALS | | | 32 | 32 | 2880 | 199 | 137 | 52 | 1.63 | 4 | 4 | 10 | 13 | 9 | 8 |

2005 REGULAR SEASON GAME-BY-GAME

| DATE | OPPONENT | RESULT | ATT. | W-L-T | NOTES: |
|----------|-----------------|--------|--------|---------|---|
| 04/02/05 | Chicago | W 2-1 | 10,504 | 1-0-0 | DAL: Mulrooney (2) Johnson (47); CHI: Gray (73) |
| 04/09/05 | @Colorado | T 0-0 | 9,253 | 1-0-1 | None |
| 04/16/05 | @Chivas USA | W 3-1 | 12,697 | 2-0-1 | DAL: O'Brien (40) Ruiz (85) Johnson (90); CHV: Martins (44) |
| 04/23/05 | Real Salt Lake | W 3-0 | 9,134 | 3-0-1 | DAL: Mulrooney (4) Johnson (35) Ruiz (63) |
| 04/30/05 | @Los Angeles | L 0-2 | 20,021 | 3-1-1 | LA: Donovan (9) Vagenas (39) |
| | | | | | |
| 05/07/05 | @Kansas City | T 3-3 | 10,007 | 3-1-2 | DAL: Johnson (16) O'Brien (77) Ruiz (82); KC: Victorine (4) |
| 05/14/05 | @San Jose | T 0-0 | 11,067 | 3-1-3 | None |
| 05/18/05 | Colorado | W 2-1 | 6,112 | 4-1-3 | DAL: O'Brien (61) Ruiz (77); COL: Jean Philippe (12) |
| 05/22/05 | @Chivas USA | W 5-2 | 8,977 | 5-1-3 | DAL: Pitchkolan (0) Ruiz (48) O'Brien (51) Johnson (69) |
| 05/28/05 | @D.C. United | W 2-0 | 16,624 | 6-1-3 | DAL: Ruiz (49,56) |
| | | | | | |
| 06/04/05 | @Real Salt Lake | W 2-0 | 40,589 | 7-1-3 | DAL: O'Brien (22) Thompson (58) |
| 06/12/05 | @Chicago | L 0-2 | 8,777 | 7-2-3 | CHI: Jaqua (20) Reiter (90) |
| 06/18/05 | Los Angeles | W 1-0 | 11,044 | 8-2-3 | DAL: Mina (32) |
| 06/22/05 | Chivas USA | W 2-1 | 8,672 | 9-2-3 | DAL: Mina (18) Thompson (81); CHV: Taylor (48) |
| 06/25/05 | @Colorado | W 3-1 | 9,208 | 10-2-3 | DAL: Pitchkolan (13) Rhine (85) Thompson (88); COL: Gonzalez (30) |
| | | | | | |
| 07/02/05 | San Jose | T 2-2 | 8,719 | 10-2-4 | DAL: Alvarez (4) Gbandi (57); SJ: Mullan (6) Clark (59) |
| 07/16/05 | @New England | L 2-3 | 22,108 | 10-3-4 | DAL: Alvarez (7) O'Brien (45); NE: Twellman (44,90,90) |
| 07/23/05 | @Real Salt Lake | L 0-3 | 20,218 | 10-4-4 | RSL: Dunseth (3) Cila (25) Mathis (30) |
| 07/27/05 | @MetroStars | L 2-3 | 7,776 | 10-5-4 | DAL: Goodson (38,47); MET: Razov (7) Magee (68) Galvan Rey (74) |
| | | | | | |
| 08/06/05 | MetroStars | T 2-2 | 16,750 | 10-5-5 | DAL: Ruiz (31,34); MET: Djorkaeff (47,53) |
| 08/13/05 | New England | L 1-2 | 12,101 | 10-6-5 | DAL: Ruiz (58); NE: Dempsey (33) Joseph (80) |
| 08/20/05 | @Columbus | L 0-1 | 15,525 | 10-7-5 | CLB: Glen (81) |
| 08/27/05 | Chivas USA | T 2-2 | 14,102 | 10-7-6 | DAL: Ruiz (44) Nunez (67); CHV: Arias (37) Hendrickson (59) |
| | | | | | |
| 09/03/05 | San Jose | L 0-2 | 8,023 | 10-8-6 | SJ: Cerritos (50) Moreno (53) |
| 09/10/05 | D.C. United | L 1-2 | 15,263 | 10-9-6 | DAL: Nunez (87); DC: Erpen (15) Quaranta (72) |
| 09/18/05 | Real Salt Lake | W 2-1 | 11,681 | 11-9-6 | DAL: Mina (17,52); RSL: Watson (54) |
| 09/21/05 | Los Angeles | W 4-1 | 8,923 | 12-9-6 | DAL: own goal (34) Mina (37,45) Thompson (90); LA: own goal (86) |
| 09/24/05 | @San Jose | T 1-1 | 17,414 | 12-9-7 | DAL: Nunez (58); SJ: Ching (68) |
| | | | | | |
| 10/01/05 | @Los Angeles | L 1-2 | 25,557 | 12-10-7 | DAL: Pitchkolan (42); LA: Gomez (12,45) |
| 10/05/05 | Columbus | W 2-1 | 6,961 | 13-10-7 | DAL: Rhine (58) Nunez (90); CLB: Testo (17) |
| 10/08/05 | Colorado | T 0-0 | 13,011 | 13-10-8 | None |
| 10/15/05 | Kansas City | T 2-2 | 18,021 | 13-10-9 | DAL: Pareja (69) Nunez (75); KC: Arnaud (77) Preki (90) |

FINAL REGULAR SEASON STANDINGS

| OVERALL | | | | | | | | | | HOME | | | | | | | | | | AWAY | | | | | | | | | |
|--------------------|----|----|----|---|-----|----|----|----|-----|------|----|----|----|----|---|----|----|----|----|------|----|----|----|----|--|--|--|--|--|
| EASTERN CONFERENCE | | | | | | | | | | | | | | | | | | | | | | | | | | | | | |
| | GP | W | L | T | PTS | GF | GA | GD | W | L | T | GF | GA | W | L | T | GF | GA | | L | T | GF | GA | | | | | | |
| New England | 32 | 17 | 7 | | 8 | 59 | 55 | 37 | 18 | 11 | 2 | 3 | 28 | 13 | 6 | 5 | 5 | 27 | 24 | | 5 | 5 | 27 | 24 | | | | | |
| D.C. United | 32 | 16 | 10 | | 6 | 54 | 58 | 37 | 21 | 9 | 5 | 2 | 37 | 22 | 7 | 5 | 4 | 21 | 15 | | 5 | 4 | 21 | 15 | | | | | |
| Chicago | 32 | 15 | 13 | | 4 | 49 | 49 | 50 | -1 | 8 | 5 | 3 | 30 | 27 | 7 | 8 | 1 | 19 | 23 | | 8 | 1 | 19 | 23 | | | | | |
| MetroStars | 32 | 12 | 9 | | 11 | 47 | 53 | 49 | 4 | 6 | 3 | 7 | 28 | 27 | 6 | 6 | 4 | 25 | 22 | | 6 | 4 | 25 | 22 | | | | | |
| Kansas City | 32 | 11 | 9 | | 12 | 45 | 52 | 44 | 8 | 6 | 4 | 6 | 23 | 18 | 5 | 5 | 6 | 29 | 26 | | 5 | 6 | 29 | 26 | | | | | |
| Columbus | 32 | 11 | 16 | | 5 | 38 | 34 | 45 | -11 | 7 | 8 | 1 | 15 | 19 | 4 | 8 | 4 | 19 | 26 | | 8 | 4 | 19 | 26 | | | | | |
| WESTERN CONFERENCE | | | | | | | | | | | | | | | | | | | | | | | | | | | | | |
| | GP | W | L | T | PTS | GF | GA | GD | W | L | T | GF | GA | W | L | T | GF | GA | | L | T | GF | GA | | | | | | |
| San Jose | 32 | 18 | 4 | | 10 | 64 | 53 | 31 | 22 | 9 | 0 | 7 | 30 | 14 | 9 | 4 | 3 | 23 | 17 | | 4 | 3 | 23 | 17 | | | | | |
| FC Dallas | 32 | 13 | 10 | | 9 | 48 | 52 | 44 | 8 | 8 | 3 | 5 | 28 | 20 | 5 | 7 | 4 | 24 | 24 | | 7 | 4 | 24 | 24 | | | | | |
| Colorado | 32 | 13 | 13 | | 6 | 45 | 40 | 37 | 3 | 10 | 4 | 2 | 24 | 14 | 3 | 9 | 4 | 16 | 23 | | 9 | 4 | 16 | 23 | | | | | |
| Los Angeles | 32 | 13 | 13 | | 6 | 45 | 44 | 45 | -1 | 10 | 3 | 3 | 29 | 17 | 3 | 10 | 3 | 15 | 28 | | 10 | 3 | 15 | 28 | | | | | |
| Real Salt Lake | 32 | 5 | 22 | | 5 | 20 | 30 | 65 | -35 | 5 | 8 | 3 | 19 | 24 | 0 | 14 | 2 | 11 | 41 | | 8 | 2 | 11 | 41 | | | | | |
| Chivas USA | 32 | 4 | 22 | | 6 | 18 | 31 | 67 | -36 | 3 | 11 | 2 | 15 | 30 | 1 | 11 | 4 | 16 | 37 | | 11 | 4 | 16 | 37 | | | | | |



2004 DALLAS BURN STATISTICS



RECORD
10-14-6, 36 pts

HEAD COACH
Colin Clarke: 12-17-7

PLAYOFFS
None

MLS HONORS
Cory Gibbs: MLS All-Star
Ronnie O’Brien: MLS All-Star, MLS Best XI, Player of the Week (22)
Jason Kreis: MLS All-Star Reserve, Commissioner’s Pick
Brad Davis: MLS Player of the Week (17)
Jeff Cassar: MLS Player of the Week (15)

| # | POS | PLAYER | GP | GS | MIN | G | A | SHT | SOG | FC | FS | OFF | CK | C | E |
|-----------------|-----|------------------|----|----|------|----|----|-----|-----|-----|-----|-----|-----|----|---|
| 7 | F | EDDIE JOHNSON | 26 | 25 | 2269 | 12 | 3 | 75 | 32 | 39 | 53 | 27 | 0 | 1 | 0 |
| 18 | F | TONI NHLEKO | 23 | 13 | 1186 | 6 | 2 | 49 | 23 | 33 | 20 | 14 | 0 | 1 | 0 |
| 9 | F | JASON KREIS | 25 | 19 | 1703 | 5 | 2 | 42 | 16 | 26 | 18 | 9 | 16 | 2 | 1 |
| 6 | M | RONNIE O'BRIEN | 29 | 29 | 2581 | 2 | 10 | 67 | 30 | 53 | 27 | 5 | 32 | 4 | 0 |
| 10 | M | BRAD DAVIS | 29 | 24 | 1945 | 2 | 2 | 34 | 11 | 37 | 28 | 4 | 91 | 2 | 1 |
| 19 | F | BOBBY RHINE | 19 | 6 | 693 | 2 | 2 | 21 | 9 | 12 | 16 | 1 | 1 | 5 | 0 |
| 8 | M | OSCAR PAREJA | 24 | 12 | 1096 | 1 | 6 | 12 | 3 | 30 | 32 | 1 | 5 | 3 | 1 |
| 17 | M | SIMO VALAKARI | 26 | 26 | 2297 | 1 | 4 | 11 | 5 | 73 | 23 | 0 | 1 | 8 | 2 |
| 15 | M | ERIC QUILL | 23 | 16 | 1377 | 1 | 3 | 23 | 12 | 23 | 15 | 5 | 13 | 1 | 0 |
| 16 | D | MATT BEHNCKE | 17 | 14 | 1239 | 1 | 0 | 7 | 2 | 26 | 11 | 1 | 0 | 2 | 0 |
| 5 | D | STEVE JOLLEY | 28 | 28 | 2428 | 1 | 0 | 13 | 6 | 20 | 14 | 1 | 0 | 4 | 0 |
| 1 | GK | SCOTT GARLICK | 12 | 11 | 1068 | 0 | 1 | 0 | 0 | 0 | 1 | 0 | 0 | 0 | 0 |
| 4 | D | CHRIS GBANDI | 23 | 20 | 1771 | 0 | 1 | 5 | 0 | 27 | 24 | 0 | 0 | 8 | 0 |
| 2 | D | CORY GIBBS | 21 | 21 | 1850 | 0 | 1 | 12 | 2 | 32 | 29 | 0 | 0 | 4 | 0 |
| 3 | D-M | CAREY TALLEY | 23 | 19 | 1688 | 0 | 1 | 11 | 7 | 33 | 13 | 1 | 1 | 6 | 0 |
| 00 | GK | JEFF CASSAR | 19 | 19 | 1632 | 0 | 0 | 0 | 0 | 0 | 0 | 0 | 0 | 0 | 0 |
| 20 | D | CLARENCE GOODSON | 5 | 2 | 247 | 0 | 0 | 2 | 0 | 3 | 2 | 1 | 0 | 2 | 0 |
| 21 | M | RAMON NUNEZ | 8 | 0 | 107 | 0 | 0 | 7 | 0 | 1 | 4 | 0 | 2 | 0 | 0 |
| 14 | D-M | MILTON REYES | 12 | 9 | 828 | 0 | 0 | 9 | 1 | 18 | 29 | 1 | 0 | 4 | 0 |
| 22 | D | PHILIP SALYER | 17 | 16 | 1407 | 0 | 0 | 6 | 1 | 11 | 8 | 0 | 0 | 3 | 0 |
| 12 | M | JORDAN STONE | 5 | 1 | 145 | 0 | 0 | 1 | 0 | 2 | 0 | 0 | 0 | 0 | 0 |
| 11 | F | *JASON THOMPSON | 1 | 0 | 1 | 0 | 0 | 0 | 0 | 0 | 0 | 0 | 0 | 0 | 0 |
| 23 | M | TY MAURIN | 0 | 0 | 0 | 0 | 0 | 0 | 0 | 0 | 0 | 0 | 0 | 0 | 0 |
| 25 | D | DAVID WAGENFUHR | 0 | 0 | 0 | 0 | 0 | 0 | 0 | 0 | 0 | 0 | 0 | 0 | 0 |
| TEAM TOTALS | | | 30 | 30 | 2700 | 34 | 38 | 407 | 160 | 499 | 373 | 71 | 162 | 60 | 5 |
| OPPONENT TOTALS | | | 30 | 30 | 2700 | 45 | 52 | 362 | 166 | 386 | 492 | 68 | 155 | 42 | 6 |

GAME-WINNING GOALS: EDDIE JOHNSON 7, TONI NHLEKO 2, SIMO VALAKARI 1.
GAME-WINNING ASSISTS: RONNIE O'BRIEN 4, CAREY TALLEY 1, ERIC QUILL 1, OSCAR PAREJA 1, SCOTT GARLICK 1, BRAD DAVIS 1.
PENALTY KICK GOALS/ATTEMPTS: BOBBY RHINE 1-1, EDDIE JOHNSON 1-1

| DALLAS BURN INDIVIDUAL GOALKEEPING | | | | | | | | | | | | | | | |
|------------------------------------|-----|---------------|----|----|------|------|-----|----|------|----|----|----|----|---|----|
| # | POS | GOALKEEPER | GP | GS | MIN | SHTS | SV | GA | GAA | PG | PA | W | L | T | SO |
| 00 | GK | JEFF CASSAR | 19 | 19 | 1632 | 94 | 65 | 27 | 1.49 | 0 | 1 | 7 | 8 | 4 | 4 |
| 1 | GK | SCOTT GARLICK | 12 | 11 | 1068 | 72 | 52 | 18 | 1.52 | 1 | 1 | 3 | 6 | 2 | 4 |
| TEAM TOTALS | | | 30 | 30 | 2700 | 166 | 117 | 45 | 1.50 | 1 | 2 | 10 | 14 | 6 | 8 |
| OPPONENT TOTALS | | | 30 | 30 | 2700 | 160 | 117 | 34 | 1.13 | 2 | 2 | 14 | 10 | 6 | 10 |

2004 REGULAR SEASON GAME-BY-GAME

| DATE | OPPONENT | RESULT | ATT. | W-L-T | NOTES: |
|----------|--------------|--------|--------|---------|---|
| 04/03/04 | Colorado | T 1-1 | 7,359 | 0-0-1 | DAL: Rhine (75); COL: Spencer (36) |
| 04/17/04 | @Chicago | W 2-0 | 12,828 | 1-0-1 | DAL: Johnson (27) Rhine (70) |
| 04/24/04 | Kansas City | W 1-0 | 10,269 | 2-0-1 | DAL: Nhleko (17) |
| 05/01/04 | @Columbus | T 0-0 | 13,271 | 2-0-2 | None |
| 05/08/04 | Los Angeles | L 1-3 | 6,755 | 2-1-2 | DAL: Nhleko (6); LA: Kirovski (57,65) Ruiz (90) |
| 05/15/04 | San Jose | L 1-2 | 8,498 | 2-2-2 | DAL: Johnson (66); SJ: Donovan (13) Ching (45) |
| 05/22/04 | @Kansas City | L 0-2 | 10,013 | 2-3-2 | KC: Jewsbury (60) Wolff (67) |
| 05/29/04 | @Los Angeles | L 1-4 | 18,460 | 2-4-2 | DAL: O’Brien (71); LA: Victorine (9) own goal (65) Kirovski (72,90) |
| 06/05/04 | @MetroStars | W 2-0 | 11,519 | 3-4-2 | DAL: Johnson (51) Nhleko (90) |
| 06/12/04 | New England | W 3-1 | 6,941 | 4-4-2 | DAL: Kreis (12) Johnson (74) Nhleko (84); NE: Dempsey (52) |
| 06/19/04 | @Colorado | T 1-1 | 9,277 | 4-4-3 | DAL: Kreis (49); COL: Henderson (51) |
| 06/26/04 | D.C. United | T 1-1 | 13,833 | 4-4-4 | DAL: Kreis (37); DC: Eskandarian (58) |
| 07/03/04 | @Kansas City | L 1-5 | 20,011 | 4-5-4 | DAL: Kreis (31); KC: Arnaud (22,79,90) Klein (72) Wolff (75) |
| 07/07/04 | @San Jose | W 2-1 | 9,350 | 5-5-4 | DAL: Quill (6) Valakari (89); SJ: Corrales (10) |
| 07/10/04 | Columbus | T 0-0 | 7,223 | 5-5-5 | None |
| 07/17/04 | Kansas City | L 0-1 | 6,942 | 5-6-5 | KC: Gutierrez (42) |
| 07/24/04 | D.C. United | W 5-1 | 11,088 | 6-6-5 | DAL: Jolley (10) Johnson (31,73) Davis (45,63); DC: own goal (34) |
| 07/28/04 | @Columbus | L 1-2 | 13,069 | 6-7-5 | DAL: Kreis (59); CLB: Buddle (38,43) |
| 08/07/04 | Colorado | W 1-0 | 17,792 | 7-7-5 | DAL: Johnson (90) |
| 08/11/04 | New England | L 0-3 | 5,104 | 7-8-5 | NE: Noonan (3) Twellman (86) Dorman (90) |
| 08/15/04 | @MetroStars | W 1-0 | 11,913 | 8-8-5 | DAL: Nhleko (90) |
| 08/21/04 | @San Jose | L 0-3 | 10,020 | 8-9-5 | SJ: Corrales (5) own goal (24) Ching (52) |
| 08/28/04 | Chicago | W 4-1 | 7,744 | 9-9-5 | DAL: O’Brien (28) Johnson (33,65) Nhleko (58); CHI: Jaqua (49) |
| 09/04/04 | @Colorado | L 1-2 | 8,931 | 9-10-5 | DAL: Behncke (43); COL: Spencer (52) Borchers (85) |
| 09/11/04 | @D.C. United | L 0-3 | 13,024 | 9-11-5 | DC: Eskandarian (45,82) Adu (84) |
| 09/18/04 | Los Angeles | W 2-0 | 9,289 | 10-11-5 | DAL: Johnson (10,44) |
| 09/25/04 | MetroStars | L 0-2 | 7,214 | 10-12-5 | MET: Wolyniec (30) Glen (90) |
| 10/02/04 | @New England | L 0-2 | 10,141 | 10-13-5 | NE: Twellman (42) Ralston (47) |
| 10/09/04 | @Los Angeles | L 0-2 | 27,000 | 10-14-5 | LA: Kirovski (68,85) |
| 10/16/04 | San Jose | T 2-2 | 10,268 | 10-14-6 | DAL: Johnson (12) Pareja (62); SJ: Ching (34) Corrales (36) |

FINAL REGULAR SEASON STANDINGS

| OVERALL | | | | | | | | | | HOME | | | | | AWAY | | | | |
|--------------------|----|----|----|---|-----|----|----|----|-----|------|---|----|----|----|------|---|----|----|--|
| EASTERN CONFERENCE | | | | | | | | | | | | | | | | | | | |
| | GP | W | L | T | PTS | GF | GA | GD | W | L | T | GF | GA | W | L | T | GF | GA | |
| Columbus | 30 | 12 | 5 | | 13 | 49 | 40 | 32 | 8 | 8 | 2 | 5 | 26 | 18 | 4 | 3 | 8 | 14 | |
| D.C. United | 30 | 11 | 10 | | 9 | 42 | 43 | 42 | 1 | 9 | 2 | 4 | 31 | 17 | 2 | 8 | 5 | 12 | |
| MetroStars | 30 | 11 | 12 | | 7 | 40 | 47 | 49 | -2 | 7 | 4 | 4 | 22 | 17 | 4 | 8 | 3 | 25 | |
| New England | 30 | 8 | 13 | | 9 | 33 | 42 | 43 | -1 | 6 | 6 | 3 | 24 | 20 | 2 | 7 | 6 | 18 | |
| Chicago | 30 | 8 | 13 | | 9 | 33 | 36 | 44 | -8 | 7 | 5 | 3 | 21 | 16 | 1 | 8 | 6 | 15 | |
| | | | | | | | | | | | | | | | | | | | |
| WESTERN CONFERENCE | | | | | | | | | | | | | | | | | | | |
| | GP | W | L | T | PTS | GF | GA | GD | W | L | T | GF | GA | W | L | T | GF | GA | |
| Kansas City | 30 | 14 | 9 | | 7 | 49 | 38 | 30 | 8 | 9 | 3 | 3 | 22 | 12 | 5 | 6 | 4 | 16 | |
| Los Angeles | 30 | 11 | 9 | | 10 | 43 | 42 | 40 | 2 | 8 | 2 | 5 | 25 | 16 | 3 | 7 | 5 | 17 | |
| Colorado | 30 | 10 | 9 | | 11 | 41 | 29 | 32 | -3 | 7 | 1 | 7 | 16 | 8 | 3 | 8 | 4 | 13 | |
| San Jose | 30 | 9 | 10 | | 11 | 38 | 41 | 35 | 6 | 5 | 2 | 8 | 25 | 16 | 4 | 8 | 3 | 16 | |
| Dallas | 30 | 10 | 14 | | 6 | 36 | 34 | 45 | -11 | 6 | 5 | 4 | 22 | 18 | 4 | 9 | 2 | 12 | |

* = PLAYED WITH OTHER TEAMS IN 2004. ONLY DALLAS BURN STATISTICS LISTED HERE.



2003 DALLAS BURN STATISTICS



| # | POS | PLAYER | GP | GS | MIN | G | A | SHT | SOG | FC | FS | OFF | CK | C | E |
|--------------------|-----|-------------------|----|----|------|----|----|-----|-----|-----|-----|-----|-----|----|---|
| 9 | F | JASON KREIS | 18 | 18 | 1543 | 7 | 2 | 42 | 21 | 21 | 22 | 17 | 2 | 3 | 0 |
| 24 | M | BRAD DAVIS | 26 | 21 | 1910 | 6 | 5 | 41 | 16 | 41 | 42 | 7 | 59 | 1 | 0 |
| 20 | F | *RONALD CERRITOS | 15 | 9 | 852 | 3 | 1 | 15 | 10 | 9 | 12 | 13 | 0 | 0 | 0 |
| 7 | F | EDDIE JOHNSON | 22 | 13 | 1265 | 3 | 0 | 31 | 12 | 26 | 31 | 16 | 0 | 2 | 0 |
| 11 | F | *ALI CURTIS | 8 | 6 | 474 | 1 | 2 | 9 | 5 | 4 | 11 | 1 | 1 | 0 | 0 |
| 18 | F | TONI NHLEKO | 11 | 9 | 792 | 2 | 4 | 22 | 7 | 23 | 12 | 19 | 0 | 2 | 0 |
| 10 | M | JOSELITO VACA | 27 | 21 | 1871 | 2 | 4 | 32 | 14 | 24 | 29 | 6 | 15 | 1 | 0 |
| 4 | D | *BRIAN DUNSETH | 9 | 9 | 806 | 1 | 1 | 3 | 2 | 12 | 5 | 0 | 0 | 0 | 0 |
| 19 | F | BOBBY RHINE | 25 | 10 | 1034 | 2 | 1 | 21 | 10 | 22 | 20 | 8 | 0 | 3 | 0 |
| 15 | M | CHAD DEERING | 27 | 26 | 2187 | 1 | 5 | 24 | 6 | 57 | 23 | 0 | 32 | 7 | 1 |
| 8 | M | OSCAR PAREJA | 24 | 23 | 1982 | 1 | 4 | 20 | 3 | 58 | 48 | 5 | 5 | 9 | 0 |
| 2 | D | CHRIS GBANDI | 22 | 17 | 1573 | 1 | 2 | 4 | 3 | 27 | 22 | 3 | 1 | 4 | 0 |
| 14 | F | *GAVIN GLINTON | 10 | 3 | 273 | 0 | 0 | 4 | 2 | 4 | 10 | 3 | 0 | 1 | 0 |
| 3 | D-M | *EZRA HENDRICKSON | 16 | 15 | 1367 | 1 | 1 | 6 | 1 | 8 | 10 | 0 | 0 | 2 | 0 |
| 26 | M | RONNIE O'BRIEN | 6 | 3 | 317 | 1 | 0 | 10 | 5 | 12 | 5 | 0 | 0 | 0 | 0 |
| 3 | D | *RYAN SUAREZ | 12 | 12 | 1110 | 1 | 0 | 9 | 3 | 29 | 13 | 2 | 0 | 4 | 1 |
| 21 | D | SHAVAR THOMAS | 15 | 14 | 1252 | 1 | 0 | 4 | 2 | 34 | 6 | 0 | 1 | 2 | 1 |
| 4 | D | *PAUL BROOME | 7 | 6 | 563 | 0 | 1 | 3 | 1 | 13 | 11 | 0 | 0 | 2 | 1 |
| 11 | M | *ANTONIO MARTINEZ | 10 | 5 | 564 | 0 | 1 | 11 | 4 | 4 | 15 | 1 | 14 | 0 | 0 |
| 16 | D | MATT BEHNCKE | 13 | 9 | 827 | 0 | 0 | 6 | 1 | 15 | 13 | 1 | 0 | 1 | 0 |
| 5 | D | TENYWA BONSEU | 20 | 20 | 1789 | 0 | 0 | 4 | 2 | 23 | 13 | 0 | 0 | 2 | 1 |
| 00 | GK | JEFF CASSAR | 7 | 6 | 562 | 0 | 0 | 0 | 0 | 0 | 0 | 0 | 0 | 1 | 0 |
| 1 | GK | D.J. COUNTESS | 24 | 24 | 2194 | 0 | 0 | 0 | 0 | 1 | 1 | 0 | 0 | 3 | 0 |
| 6 | D | STEVE MORROW | 17 | 17 | 1484 | 0 | 0 | 6 | 2 | 22 | 5 | 0 | 0 | 0 | 0 |
| 22 | D | PHILIP SALYER | 8 | 5 | 491 | 0 | 0 | 3 | 0 | 6 | 4 | 0 | 0 | 1 | 0 |
| 12 | M | JORDAN STONE | 16 | 9 | 1057 | 0 | 0 | 1 | 0 | 14 | 9 | 0 | 0 | 1 | 1 |
| 13 | M | MANDI URBAS | 3 | 0 | 40 | 0 | 0 | 1 | 1 | 0 | 1 | 0 | 0 | 0 | 0 |
| 25 | F | ANDY ROSEN BAND | 0 | 0 | 0 | 0 | 0 | 0 | 0 | 0 | 0 | 0 | 0 | 0 | 0 |
| 17 | F | JASON THOMPSON | 0 | 0 | 0 | 0 | 0 | 0 | 0 | 0 | 0 | 0 | 0 | 0 | 0 |
| OWN-GOALS RECEIVED | | | | | | 1 | | | | | | | | | |
| TEAM TOTALS | | | 30 | 30 | 2756 | 35 | 34 | 332 | 133 | 509 | 393 | 102 | 130 | 52 | 6 |
| OPPONENT TOTALS | | | 30 | 30 | 2756 | 64 | 63 | 439 | 213 | 413 | 486 | 66 | 172 | 38 | 3 |

GAME-WINNING GOALS: SHAVAR THOMAS 1, TONI NHLEKO 1, JASON KREIS 1, EDDIE JOHNSON 1, CHAD DEERING 1, RONALD CERRITOS 1.
GAME-WINNING ASSISTS: OSCAR PAREJA 2, JOSELITO VACA 1, JASON KREIS 1, BRAD DAVIS 1.
PENALTY KICK GOALS/ATTEMPTS: JASON KREIS 1-2, BRAD DAVIS 2-2, EDDIE JOHNSON 0-1, RONALD CERRITOS 1-1.

| DALLAS BURN INDIVIDUAL GOALKEEPING | | | | | | | | | | | | | | | |
|------------------------------------|-----|---------------|----|----|------|------|-----|----|------|----|----|----|----|---|----|
| # | POS | GOALKEEPER | GP | GS | MIN | SHTS | SV | GA | GAA | PG | PA | W | L | T | SO |
| 2 | D | CHRIS GBANDI | 1 | 0 | 1 | 0 | 0 | 0 | 0.00 | 0 | 0 | 0 | 0 | 0 | 0 |
| 1 | GK | D.J. COUNTESS | 24 | 24 | 2193 | 173 | 115 | 48 | 1.97 | 6 | 10 | 5 | 15 | 4 | 2 |
| 00 | GK | JEFF CASSAR | 7 | 6 | 562 | 40 | 23 | 16 | 2.56 | 0 | 0 | 1 | 4 | 1 | 2 |
| TEAM TOTALS | | | 30 | 30 | 2756 | 213 | 138 | 64 | 2.09 | 6 | 10 | 6 | 19 | 5 | 4 |
| OPPONENT TOTALS | | | 30 | 30 | 2756 | 133 | 96 | 35 | 1.14 | 4 | 6 | 19 | 6 | 5 | 8 |

* = PLAYED WITH OTHER TEAMS IN 2003. ONLY DALLAS BURN STATISTICS LISTED HERE.

2003 REGULAR SEASON GAME-BY-GAME

| DATE | OPPONENT | RESULT | ATT. | W-L-T | NOTES: |
|----------|--------------|------------|--------|--------|--|
| 04/12/03 | Los Angeles | T 1-1 (OT) | 9,098 | 0-0-1 | DAL: O'Brien (4); LA: Ruiz (30) |
| 04/26/03 | New England | L 1-2 | 8,543 | 0-1-1 | DAL: Kreis (72); NE: Jo. Moore (12) Twellman (84) |
| 05/03/03 | @D.C. United | T 0-0 (OT) | 12,758 | 0-1-2 | None |
| 05/10/03 | Kansas City | L 1-3 | 8,317 | 0-2-2 | DAL: Kreis (53); KC: Quill (12) Brown (15) Klein (66) |
| 05/17/03 | Los Angeles | T 1-1 (OT) | 8,085 | 0-2-3 | DAL: Davis (82); LA: Glinton (43) |
| 05/24/03 | @MetroStars | L 1-2 | 9,110 | 0-3-3 | DAL: Kreis (63); MET: M@his (60) Jolley (84) |
| 05/31/03 | D.C. United | W 3-2 | 7,617 | 1-3-3 | DAL: Kreis (16) Gbandi (41) Cerritos (75); DC: Convey (51,89) |
| 06/14/03 | San Jose | L 1-2 | 7,601 | 1-4-3 | DAL: Kreis (25); SJ: Mullan (49) Alvarez (87) |
| 06/18/03 | @Chicago | L 1-4 | 11,728 | 1-5-3 | DAL: Suarez (78); CHI: Razov (21,87) Ralph (49) Gray (84) |
| 06/21/03 | Colorado | W 3-1 | 7,810 | 2-5-3 | DAL: Davis (31) Kreis (45) Vaca (90); COL: Spencer (25) |
| 06/28/03 | @Los Angeles | L 0-3 | 18,165 | 2-6-3 | LA: Victorine (20) Albright (60) Ruiz (63) |
| 07/02/03 | D.C. United | L 1-3 | 6,075 | 2-7-3 | DAL: Kreis (74); DC: Nelsen (29) Kovalenko (78) Stoitchkov (88) |
| 07/05/03 | @Columbus | T 0-0 (OT) | 14,412 | 2-7-4 | None |
| 07/12/03 | @Kansas City | L 1-5 | 16,349 | 2-8-4 | DAL: Cerritos (63); KC: Brunt (45) Simutenkov (53,56) |
| 07/16/03 | @New England | W 2-1 | 10,361 | 3-8-4 | DAL: Cerritos (4) Thomas (13); NE: Jo. Moore (44) |
| 07/19/03 | MetroStars | L 1-2 (OT) | 8,422 | 3-9-4 | DAL: Davis (26); MET: Magee (84) Wolyniec (95) |
| 07/26/03 | @San Jose | L 0-3 | 9,034 | 3-10-4 | SJ: Mullan (25) Lagos (37) Agoos (90) |
| 08/09/03 | @Colorado | L 0-2 | 12,264 | 3-11-4 | COL: Spencer (3) Chung (47) |
| 08/13/03 | San Jose | L 0-3 | 5,515 | 3-12-4 | SJ: Ching (11) Donovan (23,44) |
| 08/16/03 | Kansas City | W 3-2 | 7,712 | 4-12-4 | DAL: Vaca (30) Davis (54) Johnson (71); KC: Preki (26) Gomez (77) |
| 08/23/03 | Columbus | L 1-2 | 7,950 | 4-13-4 | DAL: Rhine (75); CLB: Buddle (43) Paule (62) |
| 08/30/03 | @Los Angeles | L 1-2 | 23,263 | 4-14-4 | DAL: Davis (12); LA: Ruiz (50) Moreno (90) |
| 09/06/03 | @Colorado | L 1-2 | 15,726 | 4-15-4 | DAL: Davis (24); COL: Carrieri (54) Henderson (76) |
| 09/13/03 | @Columbus | L 2-3 | 16,049 | 4-16-4 | DAL: Dunseth (15) Johnson (52); CLB: Buddle (28,81) McBride (39) |
| 09/20/03 | Chicago | W 2-0 | 8,010 | 5-16-4 | DAL: Nhleko (7) Johnson (45) |
| 09/27/03 | @San Jose | L 2-5 | 12,219 | 5-17-4 | DAL: Hendrickson (8) Curtis (14); SJ: De Rosario (0,11,48) Donovan (24,35) |
| 10/04/03 | New England | L 1-4 | 8,917 | 5-18-4 | DAL: Pareja (20); NE: Twellman (44,60) Joseph (53) Noonan (75) |
| 10/11/03 | @MetroStars | T 0-0 (OT) | 13,567 | 5-18-5 | None |
| 10/18/03 | @Kansas City | L 0-1 | 14,923 | 5-19-5 | KC: Conrad (15) |
| 10/25/03 | Colorado | W 4-3 | 8,913 | 6-19-5 | DAL: Rhine (19) own goal (22) Nhleko (31) Deering (39); COL: Spencer (18,52) Crawford (85) |

FINAL REGULAR SEASON STANDINGS

| OVERALL | | | | | | | | | | HOME | | | | | AWAY | | | | |
|--------------------|----|----|----|---|-----|----|----|-----|----|------|---|----|----|---|------|---|----|----|--|
| EASTERN CONFERENCE | | | | | | | | | | | | | | | | | | | |
| | GP | W | L | T | PTS | GF | GA | GD | W | L | T | GF | GA | W | L | T | GF | GA | |
| Chicago | 30 | 15 | 7 | 8 | 53 | 53 | 43 | 10 | 10 | 1 | 4 | 31 | 12 | 5 | 6 | 4 | 22 | 31 | |
| New England | 30 | 12 | 9 | 9 | 45 | 55 | 47 | 8 | 7 | 4 | 4 | 32 | 23 | 5 | 5 | 5 | 23 | 24 | |
| MetroStars | 30 | 11 | 10 | 9 | 42 | 40 | 40 | 0 | 5 | 6 | 4 | 17 | 19 | 6 | 4 | 5 | 23 | 21 | |
| D.C. United | 30 | 10 | 11 | 9 | 39 | 38 | 36 | 2 | 6 | 3 | 6 | 20 | 14 | 4 | 8 | 3 | 18 | 22 | |
| Columbus | 30 | 10 | 12 | 8 | 38 | 44 | 44 | 0 | 6 | 3 | 6 | 24 | 15 | 4 | 9 | 2 | 20 | 29 | |
| WESTERN CONFERENCE | | | | | | | | | | | | | | | | | | | |
| | GP | W | L | T | PTS | GF | GA | GD | W | L | T | GF | GA | W | L | T | GF | GA | |
| San Jose | 30 | 14 | 7 | 9 | 51 | 45 | 35 | 10 | 7 | 4 | 4 | 22 | 19 | 7 | 3 | 5 | 23 | 16 | |
| Kansas City | 30 | 11 | 10 | 9 | 42 | 48 | 44 | 4 | 8 | 4 | 3 | 32 | 25 | 3 | 6 | 6 | 16 | 19 | |
| Colorado | 30 | 11 | 12 | 7 | 40 | 40 | 45 | -5 | 8 | 2 | 5 | 21 | 13 | 3 | 10 | 2 | 19 | 32 | |
| Los Angeles | 30 | 9 | 12 | 9 | 36 | 35 | 35 | 0 | 9 | 3 | 3 | 25 | 14 | 0 | 9 | 6 | 10 | 21 | |
| Dallas | 30 | 6 | 19 | 5 | 23 | 35 | 64 | -29 | 5 | 8 | 2 | 24 | 31 | 1 | 11 | 3 | 11 | 33 | |



2002 DALLAS BURN STATISTICS



RECORD
12-9-7, 43 pts

HEAD COACH
Mike Jeffries: 22-20-12

PLAYOFFS
1-1-1

MLS HONORS
Chad Deering, Ryan Suarez: MLS All-Star
Jason Kreis: MLS All-Star Reserve, MLS Player of the Week (7)
Joselito Vaca: MLS All-Star Reserve, Commissioner's Pick
Oscar Pareja: MLS Best XI
Bobby Rhine: MLS Player of the Week (12)
Antonio Martinez: MLS Player of the Week (22)

| # | POS | PLAYER | GP | GS | MIN | G | A | SHT | SOG | FC | FS | OFF | CK | C | E |
|--------------------|-----|--------------------|----|----|------|----|----|-----|-----|-----|-----|-----|-----|----|---|
| 9 | F | JASON KREIS | 27 | 26 | 2303 | 13 | 4 | 81 | 38 | 54 | 36 | 15 | 16 | 5 | 0 |
| 19 | F | BOBBY RHINE | 27 | 19 | 1686 | 7 | 6 | 44 | 19 | 26 | 44 | 19 | 0 | 2 | 0 |
| 11 | M | ANTONIO MARTINEZ | 26 | 19 | 1774 | 4 | 10 | 24 | 9 | 25 | 32 | 8 | 62 | 1 | 1 |
| 20 | F | RONALD CERRITOS | 23 | 11 | 1209 | 4 | 6 | 40 | 25 | 17 | 16 | 23 | 0 | 0 | 0 |
| 17 | M-D | JORGE RODRIGUEZ | 22 | 17 | 1693 | 4 | 2 | 30 | 13 | 39 | 11 | 0 | 14 | 4 | 1 |
| 6 | D | STEVE MORROW | 24 | 24 | 2199 | 3 | 0 | 12 | 6 | 26 | 14 | 0 | 0 | 3 | 0 |
| 26 | M | RONNIE O'BRIEN | 11 | 4 | 506 | 2 | 2 | 15 | 10 | 13 | 11 | 0 | 4 | 2 | 0 |
| 7 | F | EDDIE JOHNSON | 11 | 2 | 326 | 2 | 1 | 11 | 4 | 7 | 5 | 6 | 0 | 0 | 0 |
| 10 | M | JOSELITO VACA | 25 | 23 | 2005 | 1 | 9 | 44 | 20 | 26 | 29 | 8 | 7 | 7 | 0 |
| 11 | M | OSCAR PAREJA | 24 | 23 | 2000 | 1 | 6 | 31 | 15 | 64 | 58 | 5 | 8 | 7 | 0 |
| 15 | M | CHAD DEERING | 27 | 22 | 2168 | 1 | 4 | 24 | 4 | 36 | 23 | 0 | 60 | 5 | 0 |
| 3 | D | RYAN SUAREZ | 24 | 24 | 2061 | 1 | 2 | 19 | 10 | 52 | 45 | 2 | 0 | 6 | 1 |
| 4 | M | PAUL BROOME | 25 | 25 | 2315 | 0 | 4 | 4 | 3 | 30 | 38 | 0 | 0 | 7 | 1 |
| 21 | F | HAMISI AMANI-DOVE | 6 | 0 | 101 | 0 | 1 | 6 | 1 | 4 | 4 | 2 | 0 | 1 | 0 |
| 13 | M | CARL BUSSEY | 9 | 1 | 184 | 0 | 1 | 3 | 1 | 5 | 7 | 2 | 0 | 0 | 0 |
| 16 | M-D | MATT BEHNCKE | 3 | 2 | 190 | 0 | 0 | 1 | 1 | 7 | 5 | 0 | 0 | 1 | 0 |
| 30 | M-D | TENYWA BONSEU | 27 | 27 | 2370 | 0 | 0 | 6 | 2 | 29 | 17 | 0 | 0 | 4 | 0 |
| 22 | GK | D.J. COUNTESS | 1 | 1 | 100 | 0 | 0 | 0 | 0 | 0 | 0 | 0 | 0 | 0 | 0 |
| 18 | D | RICHARD FARRER | 8 | 7 | 508 | 0 | 0 | 4 | 1 | 2 | 3 | 1 | 0 | 1 | 0 |
| 22 | GK | MATT JORDAN | 27 | 27 | 2511 | 0 | 0 | 0 | 0 | 0 | 5 | 0 | 0 | 0 | 0 |
| 14 | D | LEE MORRISON | 3 | 1 | 103 | 0 | 0 | 1 | 0 | 3 | 0 | 0 | 0 | 0 | 0 |
| 24 | M | PERCY OLIVARES | 6 | 2 | 251 | 0 | 0 | 3 | 0 | 4 | 7 | 0 | 0 | 1 | 0 |
| 12 | M | JORDAN STONE | 4 | 1 | 91 | 0 | 0 | 0 | 0 | 1 | 1 | 0 | 0 | 0 | 0 |
| 2 | D | CHRIS GBANDI | 0 | 0 | 0 | 0 | 0 | 0 | 0 | 0 | 0 | 0 | 0 | 0 | 0 |
| 30 | GK | BRYHEEM HANCOCK | 0 | 0 | 0 | 0 | 0 | 0 | 0 | 0 | 0 | 0 | 0 | 0 | 0 |
| 30 | GK | JOSH LYNK | 0 | 0 | 0 | 0 | 0 | 0 | 0 | 0 | 0 | 0 | 0 | 0 | 0 |
| 30 | GK | GREG SUTTON | 0 | 0 | 0 | 0 | 0 | 0 | 0 | 0 | 0 | 0 | 0 | 0 | 0 |
| 30 | GK | SCOTT VALLOW (DAL) | 0 | 0 | 0 | 0 | 0 | 0 | 0 | 0 | 0 | 0 | 0 | 0 | 0 |
| OWN-GOALS RECEIVED | | | | | | 1 | | | | | | | | | |
| TEAM TOTALS | | | | | | 44 | 58 | 403 | 182 | 470 | 411 | 91 | 171 | 57 | 4 |
| OPPONENT TOTALS | | | | | | 43 | 61 | 417 | 165 | 430 | 457 | 51 | 161 | 58 | 3 |

GAME-WINNING GOALS: JASON KREIS 5, BOBBY RHINE 3, JORGE RODRIGUEZ 1, RONNIE O'BRIEN 1, ANTONIO MARTINEZ 1, EDDIE JOHNSON 1.
GAME-WINNING ASSISTS: JOSELITO VACA 4, OSCAR PAREJA 4, RONALD CERRITOS 3, ANTONIO MARTINEZ 2, JASON KREIS 2, CHAD DEERING 2, THREE PLAYERS TIED WITH 1.
PENALTY KICK GOALS/ATTEMPTS: JORGE RODRIGUEZ 3-3.

| DALLAS BURN INDIVIDUAL GOALKEEPING | | | | | | | | | | | | | | | |
|------------------------------------|-----|---------------|----|----|------|------|-----|----|------|----|----|----|----|---|----|
| # | POS | GOALKEEPER | GP | GS | MIN | SHTS | SV | GA | GAA | PG | PA | W | L | T | SO |
| 22 | GK | D.J. COUNTESS | 1 | 1 | 100 | 7 | 6 | 1 | 0.90 | 0 | 0 | 0 | 0 | 1 | 0 |
| 22 | GK | MATT JORDAN | 27 | 27 | 2511 | 158 | 109 | 42 | 1.51 | 5 | 6 | 12 | 9 | 6 | 3 |
| TEAM TOTALS | | | 28 | 28 | 2609 | 165 | 115 | 43 | 1.48 | 5 | 6 | 12 | 9 | 7 | 3 |
| OPPONENT TOTALS | | | 28 | 28 | 2609 | 182 | 130 | 44 | 1.52 | 3 | 3 | 9 | 12 | 7 | 5 |

2002 REGULAR SEASON GAME-BY-GAME

| DATE | OPPONENT | RESULT | ATT. | W-L-T | NOTES: |
|----------|--------------|------------|--------|--------|--|
| 03/23/02 | San Jose | L 0-2 | 15,214 | 0-1-0 | SJ: DeRosario (11), Donovan (46) |
| 04/06/02 | D.C. United | W 2-1 | 8,565 | 1-1-0 | DAL: Kreis (63), Rodriguez (84) ; DC: Quaranta (61) |
| 04/13/02 | @Los Angeles | T 1-1 (OT) | 14,127 | 1-1-1 | DAL: Kreis (57) ; LA: Ruiz 85 |
| 04/20/02 | Los Angeles | T 1-1 (OT) | 17,388 | 1-1-2 | DAL: Kreis (62) ; LA: Ruiz 26 |
| 04/27/02 | Kansas City | T 1-1 (OT) | 14,065 | 1-1-3 | DAL: Kreis (52) ; KC: Klein (15) |
| 05/04/02 | @MetroStars | W 2-1 | 15,551 | 2-1-3 | DAL: Suarez (8), Kreis (39) ; NY: Serna (42) |
| 05/11/02 | @New England | L 0-2 | 22,006 | 2-2-3 | NE: Twellman (6, 40) |
| 05/18/02 | Colorado | W 3-1 | 10,592 | 3-2-3 | DAL: Morrow (10, 60), Kreis (54); COL: Spencer (65) |
| 05/25/02 | @Columbus | T 1-1 (OT) | 13,773 | 3-2-4 | DAL: Deering (99+) ; CLB: Cunningham (66) |
| 06/01/02 | @Kansas City | T 2-2 (OT) | 7,266 | 3-2-5 | DAL: Kreis (24), Vaca (60) ; KC: Fabbro (54, 70) |
| 06/08/02 | Colorado | W 4-1 | 12,690 | 4-2-5 | DAL: Rhine (4, 17, 74), Kreis (35) ; COL: Chung (95+) |
| 06/15/02 | @Chicago | W 3-1 | 13,117 | 5-2-5 | DAL: Kreis (45, 68), Rhine (74) ; CHI: Wolyniec: (39) |
| 06/22/02 | @Los Angeles | L 0-3 | 14,588 | 5-3-5 | LA: Victorine (58), Lalas (69), Mullan (81) |
| 06/29/02 | Columbus | W 1-0 (OT) | 16,186 | 6-3-5 | DAL: Kreis (98) |
| 07/04/02 | MetroStars | W 2-0 | 16,055 | 7-3-5 | DAL: Rhine (38), Kreis (83) |
| 07/06/02 | @Kansas City | T 1-1 (OT) | 7,461 | 7-3-6 | DAL: Cerritos (62) ; KC: McKeon (51) |
| 07/13/02 | San Jose | W 2-1 | 13,035 | 8-3-6 | DAL: Own goal (50), O'Brien (88) ; SJ: DeRosario (92+) |
| 07/20/02 | @San Jose | L 0-4 | 12,616 | 8-4-6 | SJ: Graziani (3), Lagos (28), DeRosario (42), Donovan (88) |
| 07/27/02 | @Colorado | T 2-2 (OT) | 13,143 | 8-4-7 | DAL: Cerritos (53), Morrow (92+) ; COL: Carrieri 62, Chung (76) |
| 07/31/02 | Kansas City | L 0-1 | 7,959 | 8-5-7 | KC: Armstrong (77) |
| 08/10/02 | Chicago | W 3-1 | 10,505 | 9-5-7 | DAL: Pareja (25), Kreis (89), O'Brien (91+) ; CHI: Stoitchkov: (64) |
| 08/17/02 | @MetroStars | W 3-1 | 12,471 | 10-5-7 | DAL: Cerritos (67), Martinez (76, 86);NY: Paule (48) |
| 08/21/02 | @San Jose | L 1-3 | 9,089 | 10-6-7 | DAL: Rodriguez (43);SJ: Graziani (7), Donovan (33), Corrales (63) |
| 08/24/02 | Los Angeles | W 1-0 (OT) | 15,883 | 11-6-7 | DAL: Rhine (96) |
| 09/01/02 | @Colorado | L 2-3 | 12,754 | 11-7-7 | DAL: Johnson (34), Martinez (67);COL: Hendersoon (12), Kingsley (21), Carrieri (87) |
| 09/05/02 | MetroStars | L 1-3 | 7,913 | 11-8-7 | DAL: Cerritos (14);NY: Mathis (2), Faria (62, 73) |
| 09/14/02 | New England | L 1-2 | 17,652 | 11-9-7 | DAL: Rodriguez (81);NE: Twellman (35, 64) |
| 09/19/02 | @D.C. United | W 4-3 (OT) | 13,889 | 12-9-7 | DAL: Rodriguez (35), Martinez (74), Rhine (80), Johnson (96); DC: Convey (48), Zambrano (65), Curtis (92+) |

FINAL REGULAR SEASON STANDINGS

| OVERALL | | | | | | | | | | HOME | | | | | AWAY | | | | |
|--------------------|--|----|----|----|---|-----|----|----|----|------|---|---|----|----|------|----|---|----|----|
| EASTERN CONFERENCE | | GP | W | L | T | PTS | GF | GA | GD | W | L | T | GF | GA | W | L | T | GF | GA |
| New England | | 28 | 12 | 14 | 2 | 38 | 49 | 49 | 0 | 7 | 7 | 0 | 26 | 22 | 5 | 7 | 2 | 23 | 27 |
| Columbus | | 28 | 11 | 12 | 5 | 38 | 44 | 43 | 1 | 6 | 4 | 4 | 17 | 15 | 5 | 8 | 1 | 27 | 28 |
| Chicago | | 28 | 11 | 13 | 4 | 37 | 43 | 38 | 5 | 5 | 5 | 4 | 23 | 19 | 6 | 8 | 0 | 20 | 19 |
| MetroStars | | 28 | 11 | 15 | 2 | 35 | 41 | 47 | -6 | 4 | 8 | 2 | 21 | 22 | 7 | 7 | 0 | 20 | 25 |
| D.C. United | | 28 | 9 | 14 | 5 | 32 | 31 | 40 | -9 | 8 | 4 | 2 | 25 | 20 | 1 | 10 | 3 | 6 | 20 |
| WESTERN CONFERENCE | | GP | W | L | T | PTS | GF | GA | GD | W | L | T | GF | GA | W | L | T | GF | GA |
| Los Angeles | | 28 | 16 | 9 | 3 | 51 | 44 | 33 | 11 | 11 | 1 | 2 | 27 | 10 | 5 | 8 | 1 | 17 | 23 |
| San Jose | | 28 | 14 | 11 | 3 | 45 | 45 | 35 | 10 | 12 | 1 | 1 | 33 | 12 | 2 | 10 | 2 | 12 | 23 |
| Dallas | | 28 | 12 | 9 | 7 | 43 | 44 | 43 | 1 | 8 | 4 | 2 | 22 | 15 | 4 | 5 | 5 | 22 | 28 |
| Colorado | | 28 | 13 | 11 | 4 | 43 | 43 | 48 | -5 | 9 | 3 | 2 | 30 | 19 | 4 | 8 | 2 | 13 | 29 |
| Kansas City | | 28 | 9 | 10 | 9 | 36 | 37 | 45 | -8 | 7 | 4 | 3 | 22 | 21 | 2 | 6 | 6 | 15 | 24 |

* = PLAYED WITH OTHER TEAMS IN 2002. ONLY DALLAS BURN STATISTICS LISTED HERE.



2001 DALLAS BURN STATISTICS



RECORD
10-11-5, 35 pts

HEAD COACH
Mike Jeffries: 10-11-5

PLAYOFFS
0-2-1

MLS HONORS
Chad Deering: MLS All-Star
Jason Kreis: MLS All-Star
Ariel Graziani: MLS All-Star
Lubos Kubik: MLS All-Star

| # | POS | PLAYER | GP | GS | MIN | G | A | SHT | SOG | FC | FS | OFF | CK | C | E |
|--------------------|-----|---------------------|----|----|------|----|----|-----|-----|-----|-----|-----|-----|----|---|
| 20 | F | ARIEL GRAZIANI | 25 | 24 | 2208 | 11 | 8 | 83 | 40 | 39 | 41 | 37 | 21 | 6 | 0 |
| 9 | F | JASON KREIS | 25 | 25 | 2175 | 7 | 10 | 77 | 32 | 31 | 38 | 15 | 46 | 2 | 0 |
| 17 | M-D | JORGE RODRIGUEZ | 24 | 24 | 2232 | 6 | 4 | 35 | 17 | 35 | 18 | 0 | 0 | 5 | 0 |
| 19 | F | BOBBY RHINE | 18 | 10 | 972 | 5 | 7 | 37 | 24 | 24 | 20 | 11 | 3 | 2 | 0 |
| 8 | M | OSCAR PAREJA | 24 | 24 | 2113 | 2 | 12 | 42 | 16 | 59 | 56 | 3 | 7 | 6 | 0 |
| 15 | M | CHAD DEERING | 25 | 25 | 2317 | 2 | 4 | 30 | 12 | 47 | 22 | 0 | 37 | 5 | 0 |
| 10 | M | JOSELITO VACA | 21 | 17 | 1461 | 2 | 4 | 25 | 9 | 23 | 24 | 5 | 2 | 1 | 0 |
| 18 | D | RICHARD FARRER | 25 | 24 | 2108 | 2 | 3 | 5 | 3 | 28 | 16 | 2 | 1 | 6 | 0 |
| 3 | D | RYAN SUAREZ | 20 | 19 | 1666 | 2 | 3 | 11 | 5 | 34 | 23 | 3 | 0 | 6 | 0 |
| 17 | F | ALEKSEY KOROL | 15 | 3 | 372 | 2 | 1 | 12 | 6 | 12 | 2 | 1 | 1 | 1 | 0 |
| 7 | F | EDDIE JOHNSON | 10 | 1 | 263 | 2 | 0 | 10 | 4 | 7 | 3 | 1 | 0 | 0 | 0 |
| 11 | M | ANTONIO MARTINEZ | 17 | 10 | 1011 | 1 | 9 | 9 | 4 | 15 | 17 | 8 | 27 | 1 | 0 |
| 4 | M | PAUL BROOME | 22 | 16 | 1513 | 1 | 2 | 2 | 2 | 30 | 18 | 0 | 1 | 4 | 0 |
| 5 | D | LUBOS KUBIK | 11 | 11 | 998 | 1 | 2 | 12 | 5 | 12 | 6 | 0 | 1 | 0 | 1 |
| 2 | D | ERIC DADE | 21 | 20 | 1639 | 0 | 1 | 8 | 1 | 38 | 16 | 1 | 0 | 6 | 0 |
| 12 | M | MILES JOSEPH | 9 | 3 | 389 | 0 | 1 | 8 | 3 | 9 | 5 | 0 | 2 | 2 | 0 |
| 24 | M | JOHN DEBRITO (DAL) | 0 | 0 | 0 | 0 | 0 | 0 | 0 | 0 | 0 | 0 | 0 | 0 | 0 |
| 14 | M-F | TED ECK | 9 | 3 | 323 | 0 | 0 | 2 | 2 | 14 | 2 | 0 | 0 | 1 | 1 |
| 24 | M-F | JUSTIN EVANS (TOT) | 15 | 3 | 622 | 0 | 0 | 0 | 0 | 17 | 6 | 0 | 0 | 3 | 1 |
| 24 | M-F | JUSTIN EVANS (DAL) | 9 | 1 | 300 | 0 | 0 | 0 | 0 | 6 | 5 | 0 | 0 | 2 | 1 |
| 1 | GK | MATT JORDAN | 26 | 26 | 2388 | 0 | 0 | 0 | 0 | 1 | 2 | 0 | 0 | 1 | 0 |
| 25 | D | JOSUE MAYARD | 3 | 0 | 27 | 0 | 0 | 1 | 0 | 1 | 0 | 0 | 0 | 0 | 0 |
| 22 | GK | CHRIS SNITKO | 1 | 0 | 24 | 0 | 0 | 0 | 0 | 0 | 0 | 0 | 0 | 0 | 0 |
| 21 | F | HAMISI AMANI-DOVE | 0 | 0 | 0 | 0 | 0 | 0 | 0 | 0 | 0 | 0 | 0 | 0 | 0 |
| 26 | GK | COLE BURGMAN | 0 | 0 | 0 | 0 | 0 | 0 | 0 | 0 | 0 | 0 | 0 | 0 | 0 |
| 26 | GK | JON BUSCH | 0 | 0 | 0 | 0 | 0 | 0 | 0 | 0 | 0 | 0 | 0 | 0 | 0 |
| 22 | GK | ALEX DEEGAN (DAL) | 0 | 0 | 0 | 0 | 0 | 0 | 0 | 0 | 0 | 0 | 0 | 0 | 0 |
| 26 | GK | MATT NAPOLEON (DAL) | 0 | 0 | 0 | 0 | 0 | 0 | 0 | 0 | 0 | 0 | 0 | 0 | 0 |
| 26 | GK | ERIC POGUE | 0 | 0 | 0 | 0 | 0 | 0 | 0 | 0 | 0 | 0 | 0 | 0 | 0 |
| 26 | GK | DAN POPIK | 0 | 0 | 0 | 0 | 0 | 0 | 0 | 0 | 0 | 0 | 0 | 0 | 0 |
| 13 | M | MIGUEL SAAVEDRA | 0 | 0 | 0 | 0 | 0 | 0 | 0 | 0 | 0 | 0 | 0 | 0 | 0 |
| 26 | GK | ADAM THROOP (DAL) | 0 | 0 | 0 | 0 | 0 | 0 | 0 | 0 | 0 | 0 | 0 | 0 | 0 |
| OWN-GOALS RECEIVED | | | | | | 2 | | | | | | | | | |
| TEAM TOTALS | | | 26 | 26 | 2412 | 48 | 71 | 409 | 185 | 465 | 334 | 87 | 149 | 57 | 3 |
| OPPONENT TOTALS | | | 26 | 26 | 2412 | 47 | 58 | 314 | 140 | 350 | 452 | 60 | 142 | 47 | 3 |

GAME-WINNING GOALS: JORGE RODRIGUEZ 2, JASON KREIS 2, ARIEL GRAZIANI 2, JOSELITO VACA 1, RYAN SUAREZ 1, BOBBY RHINE 1.

GAME-WINNING ASSISTS: OSCAR PAREJA 4, BOBBY RHINE 2, ANTONIO MARTINEZ 2, CHAD DEERING 2, JASON KREIS 1, PAUL BROOME 1.

PENALTY KICK GOALS/ATTEMPTS: JORGE RODRIGUEZ 3-3.

DALLAS BURN INDIVIDUAL GOALKEEPING

| # | POS | GOALKEEPER | GP | GS | MIN | SHTS | SV | GA | GAA | PG | PA | W | L | T | SO |
|-----------------|-----|--------------|----|----|------|------|-----|----|------|----|----|----|----|---|----|
| 1 | GK | MATT JORDAN | 26 | 26 | 2388 | 138 | 91 | 45 | 1.70 | 2 | 6 | 10 | 11 | 5 | 9 |
| 22 | GK | CHRIS SNITKO | 1 | 0 | 24 | 2 | 0 | 2 | 7.50 | 0 | 0 | 0 | 0 | 0 | 0 |
| TEAM TOTALS | | | 26 | 26 | 2412 | 140 | 91 | 47 | 1.75 | 2 | 6 | 10 | 11 | 5 | 9 |
| OPPONENT TOTALS | | | 26 | 26 | 2412 | 185 | 131 | 48 | 1.79 | 3 | 3 | 11 | 10 | 5 | 5 |

* = PLAYED WITH OTHER TEAMS IN 2001. ONLY DALLAS BURN STATISTICS LISTED HERE.

2001 REGULAR SEASON GAME-BY-GAME

| DATE | OPPONENT | RESULT | ATT. | W-L-T | NOTES: |
|----------|--------------|------------|--------|---------|--|
| 04/07/01 | Tampa Bay | L 2-4 | 15,124 | 0-1-0 | DAL: Rodriguez (16, 26);TB: Ralston (14), Addo (21), |
| 04/14/01 | @San Jose | W 1-0 | 13,919 | 1-1-0 | DAL: Rhine (19) |
| 04/21/01 | Chicago | W3-2 (OT) | 9,785 | 2-1-0 | DAL: Rhine (82), Kreis (91) Graziani (96); CHI: Bocanegra (42), Beasley (81) |
| 04/28/01 | @MetroStars | L 2-3 | 17,543 | 2-2-0 | DAL: Farrer (71), Rodriguez (93+); NY: Villegas (22), Chung (32) Mathis (60) |
| 05/05/01 | Colorado | L 0-1 | 14,504 | 2-3-0 | COL: Bravo (87) |
| 05/12/01 | Columbus | W 4-0 | 14,087 | 3-3-0 | DAL: Rodriguez (46+), Kreis (58), Farrer (77), Graziani (82) |
| 05/19/01 | @Los Angeles | T 0-0 (OT) | 15,881 | 3-3-1 | None |
| 05/23/01 | San Jose | L 0-2 | 7,505 | 3-4-1 | SJ: Cerritos (15), DeRosario (92+) |
| 06/02/01 | Miami | L 2-6 | 10,049 | 3-5-1 | DAL: Rhine (8), Graziani (79);MIA: Marshall (2), Serna (25, 84, 87), Chacon (34), Mastroeni (52) |
| 06/06/01 | @Tampa Bay | W 1-0 | 5,834 | 4-5-1 | DAL: Kreis (15) |
| 06/09/01 | D.C. United | W 3-0 | 11,114 | 5-5-1 | DAL: Suarez (17), Rhine (29), Martinez (73) |
| 06/16/01 | @Colorado | W 6-3 | 12,652 | 6-5-1 | DAL: Own goal (6, 56), Suarez (29), Vaca (35), Broome (83), |
| 06/23/01 | Columbus | L 1-2 | 10,940 | 6-6-1 | DAL: Graziani (19);CLB: Lapper (30), West (54) |
| 06/30/01 | Los Angeles | T 0-0 (OT) | 16,104 | 6-6-2 | None |
| 07/04/01 | New England | T 1-1 (OT) | 21,343 | 6-6-3 | DAL: Johnson (95+);NE: Cate (29) |
| 07/07/01 | @Columbus | T 2-2 (OT) | 18,937 | 6-6-4 | DAL: Deering (75), Kreis (82);CLB: Perez (81), Buddle (90) |
| 07/14/01 | @Kansas City | L 2-3 | 8,031 | 6-7-4 | DAL: Pareja (21), Graziani (53);TB: Lassiter (73, 75), Lowe (89) |
| 07/18/01 | Tampa Bay | W 3-0 | 7,119 | 7-7-4 | DAL: Kreis (36), Graziani (49), Rodriguez (53) |
| 07/21/01 | @Chicago | L 1-2 (OT) | 20,357 | 7-8-4 | DAL: Graziani (11);CHI: Stoitichov (77), Wynalda (99) |
| 08/04/01 | @New England | L 1-5 | 10,326 | 7-9-4 | DAL: Korol (86);NE: Sunsing (9), Chronopolous (49, 81), Okah (76), Cate (76) |
| 08/11/01 | MetroStars | W 3-0 | 11,877 | 8-9-4 | DAL: Vaca (25), Kreis (34), Johnson (74) |
| 08/15/01 | @Columbus | L 0-3 | 19,008 | 8-10-4 | CLB: Maisonneuve (18), Washington (75), Perez (91+) |
| 08/18/01 | @Miami | L 2-4 | 9,750 | 8-11-4 | DAL: Kreis (23), Deering (56); MIA:Chacon (36,78), Preki (51), Henderson (90) |
| 08/25/01 | Kansas City | W 3-0 | 13,914 | 9-11-4 | DAL: Graziani (7, 57), Kubik (37) |
| 08/29/01 | @Tampa Bay | W3-2 (OT) | 4,286 | 10-11-4 | DAL: Pareja (25), Graziani (67), Rodriguez (97); TB: Ralston (8), Barclay (89) |
| 09/08/01 | @Chicago | T 2-2 (OT) | 24,866 | 10-11-5 | DAL: Rhine (86), Graziani (91+);CHI: Gutierrez (68), Nowak (81) |

FINAL REGULAR SEASON STANDINGS

| OVERALL | | | | | | | | | | HOME | | | | | AWAY | | | | |
|--------------------|----|----|----|---|-----|----|----|-----|----|------|---|----|----|---|------|---|----|----|--|
| EASTERN CONFERENCE | | | | | | | | | | | | | | | | | | | |
| | GP | W | L | T | PTS | GF | GA | GD | W | L | T | GF | GA | W | L | T | GF | GA | |
| Miami | 26 | 16 | 5 | 5 | 53 | 57 | 36 | 21 | 10 | 2 | 2 | 34 | 22 | 6 | 3 | 3 | 23 | 14 | |
| MetroStars | 26 | 13 | 10 | 3 | 42 | 38 | 35 | 3 | 9 | 3 | 1 | 23 | 14 | 4 | 7 | 2 | 15 | 21 | |
| New England | 27 | 7 | 14 | 6 | 27 | 35 | 52 | -17 | 6 | 5 | 2 | 25 | 25 | 1 | 9 | 4 | 10 | 27 | |
| D.C. United | 26 | 8 | 16 | 2 | 26 | 42 | 50 | -8 | 6 | 4 | 2 | 26 | 19 | 2 | 12 | 0 | 16 | 31 | |
| CENTRAL CONFERENCE | | | | | | | | | | | | | | | | | | | |
| | GP | W | L | T | PTS | GF | GA | GD | W | L | T | GF | GA | W | L | T | GF | GA | |
| Chicago | 27 | 16 | 6 | 5 | 53 | 50 | 30 | 20 | 9 | 2 | 3 | 26 | 14 | 7 | 4 | 2 | 24 | 16 | |
| Columbus | 26 | 13 | 7 | 6 | 45 | 49 | 36 | 13 | 7 | 1 | 5 | 29 | 15 | 6 | 6 | 1 | 20 | 21 | |
| Dallas | 26 | 10 | 11 | 5 | 35 | 48 | 47 | 1 | 6 | 5 | 2 | 25 | 18 | 4 | 6 | 3 | 23 | 29 | |
| Tampa Bay | 27 | 4 | 21 | 2 | 14 | 32 | 68 | -36 | 2 | 10 | 2 | 18 | 28 | 2 | 11 | 0 | 14 | 40 | |
| WESTERN CONFERENCE | | | | | | | | | | | | | | | | | | | |
| | GP | W | L | T | PTS | GF | GA | GD | W | L | T | GF | GA | W | L | T | GF | GA | |
| Los Angeles | 26 | 14 | 7 | 5 | 47 | 52 | 36 | 6 | 9 | 3 | 1 | 26 | 12 | 5 | 4 | 4 | 26 | 24 | |
| San Jose | 26 | 13 | 7 | 6 | 45 | 47 | 29 | 18 | 8 | 2 | 3 | 28 | 12 | 5 | 5 | 3 | 19 | 17 | |
| Kansas City | 27 | 11 | 13 | 3 | 36 | 33 | 53 | -20 | 8 | 4 | 1 | 19 | 21 | 3 | 9 | 2 | 14 | 32 | |
| Colorado | 26 | 5 | 13 | 8 | 23 | 36 | 47 | -11 | 3 | 6 | 4 | 18 | 22 | 2 | 7 | 4 | 18 | 25 | |



2000 DALLAS BURN STATISTICS



RECORD
14-14-4, 46 pts

HEAD COACH
Dave Dir: 81-75-4

PLAYOFFS
0-2-0

MLS HONORS
Jason Kreis: MLS All-Star
Ariel Graziani: MLS All-Star, MLS
Player of the Week (Weeks 1,16)

| # | POS | PLAYER | GP | GS | MIN | G | A | SHT | SOG | FC | FS | OFF | CK | C | E |
|-----------------|-----|--------------------|----|----|------|----|----|-----|-----|-----|-----|-----|-----|----|---|
| 20 | F | ARIEL GRAZIANI | 24 | 24 | 2138 | 15 | 3 | 74 | 45 | 58 | 62 | 37 | 7 | 6 | 1 |
| 9 | F | JASON KREIS | 27 | 27 | 2409 | 11 | 13 | 82 | 41 | 61 | 51 | 14 | 5 | 4 | 0 |
| 16 | F | ALEKSEY KOROL | 21 | 11 | 1024 | 5 | 3 | 30 | 17 | 18 | 12 | 10 | 3 | 0 | 0 |
| 17 | M-D | JORGE RODRIGUEZ | 25 | 22 | 2066 | 4 | 6 | 17 | 8 | 22 | 16 | 0 | 2 | 3 | 1 |
| 2 | D | ERIC DADE | 31 | 30 | 2666 | 4 | 2 | 12 | 9 | 57 | 24 | 1 | 0 | 3 | 0 |
| 8 | M | OSCAR PAREJA | 29 | 27 | 2354 | 3 | 10 | 37 | 15 | 58 | 77 | 3 | 24 | 6 | 0 |
| 41 | M-F | TED ECK | 29 | 22 | 1918 | 3 | 2 | 16 | 7 | 45 | 46 | 0 | 1 | 5 | 0 |
| 15 | M | CHAD DEERING | 29 | 24 | 2195 | 2 | 9 | 34 | 16 | 43 | 29 | 4 | 63 | 8 | 0 |
| 6 | M | LAZO ALAVANJA | 24 | 15 | 1440 | 2 | 5 | 16 | 5 | 32 | 23 | 0 | 15 | 4 | 0 |
| 11 | M | ANTONIO MARTINEZ | 15 | 3 | 531 | 2 | 3 | 9 | 5 | 12 | 14 | 5 | 12 | 1 | 0 |
| 19 | F | BOBBY RHINE | 23 | 17 | 1384 | 1 | 6 | 27 | 14 | 23 | 28 | 13 | 5 | 0 | 0 |
| 7 | M | MARK SANTEL | 25 | 18 | 1744 | 1 | 4 | 13 | 7 | 23 | 27 | 8 | 5 | 0 | 0 |
| 5 | M | *ESMUNDO RODRIGUEZ | 3 | 1 | 84 | 1 | 0 | 1 | 1 | 0 | 2 | 1 | 0 | 0 | 0 |
| 4 | M | PAUL BROOME | 20 | 12 | 1112 | 0 | 7 | 6 | 2 | 18 | 23 | 4 | 1 | 5 | 0 |
| 23 | M | SERGI DANIV | 18 | 16 | 1319 | 0 | 2 | 15 | 5 | 30 | 33 | 3 | 0 | 4 | 2 |
| 10 | D | RICARDO IRIBARREN | 22 | 21 | 1675 | 0 | 2 | 1 | 1 | 53 | 14 | 0 | 0 | 10 | 0 |
| 18 | D | RICHARD FARRER | 28 | 20 | 2095 | 0 | 1 | 0 | 0 | 17 | 19 | 0 | 0 | 2 | 0 |
| 22 | GK | MATT JORDAN | 31 | 31 | 2830 | 0 | 1 | 0 | 0 | 2 | 7 | 0 | 0 | 0 | 0 |
| 14 | F | *MIKE BURKE | 2 | 0 | 41 | 0 | 0 | 1 | 1 | 1 | 0 | 0 | 0 | 0 | 0 |
| 13 | M | BRIAN HAYNES | 1 | 0 | 23 | 0 | 0 | 1 | 0 | 1 | 0 | 0 | 0 | 0 | 0 |
| 21 | GK | JOHANN NOETZEL | 1 | 1 | 90 | 0 | 0 | 0 | 0 | 0 | 0 | 0 | 0 | 0 | 0 |
| 12 | D | BRANDON POLLARD | 15 | 9 | 828 | 0 | 0 | 0 | 0 | 14 | 13 | 0 | 0 | 1 | 0 |
| 24 | M-F | ANGEL RIVILLO | 1 | 0 | 19 | 0 | 0 | 0 | 0 | 0 | 0 | 0 | 0 | 0 | 0 |
| 5 | M | KIRK WILSON | 1 | 1 | 45 | 0 | 0 | 0 | 0 | 0 | 1 | 0 | 0 | 0 | 0 |
| 3 | M-F | STEVE BERNAL | 0 | 0 | 0 | 0 | 0 | 0 | 0 | 0 | 0 | 0 | 0 | 0 | 0 |
| TEAM TOTALS | | | 32 | 32 | 2920 | 54 | 79 | 392 | 199 | 588 | 521 | 103 | 143 | 62 | 4 |
| OPPONENT TOTALS | | | 32 | 32 | 2920 | 54 | 65 | 419 | 196 | 536 | 571 | 86 | 177 | 62 | 4 |

GAME-WINNING GOALS: JASON KREIS 4, ALEKSEY KOROL 2, ARIEL GRAZIANI 2, ERIC DADE 2, JORGE RODRIGUEZ 1, ANTONIO MARTINEZ 1, TED ECK 1, CHAD DEERING 1.

GAME-WINNING ASSISTS: OSCAR PAREJA 4, JASON KREIS 4, BOBBY RHINE 3, MARK SANTEL 2, ARIEL GRAZIANI 2, CHAD DEERING 2, FOUR PLAYERS TIED WITH 1.

PENALTY KICK GOALS/ATTEMPTS: JORGE RODRIGUEZ 1-1

DALLAS BURN INDIVIDUAL GOALKEEPING

| # | POS | GOALKEEPER | GP | GS | MIN | SHTS | SV | GA | GAA | PG | PA | W | L | T | SO |
|-----------------|-----|----------------|----|----|------|------|-----|----|------|----|----|----|----|---|----|
| 21 | GK | JOHANN NOETZEL | 1 | 1 | 90 | 8 | 7 | 1 | 1.00 | 0 | 0 | 1 | 0 | 0 | 0 |
| 22 | GK | MATT JORDAN | 31 | 31 | 2830 | 188 | 124 | 53 | 1.69 | 4 | 5 | 13 | 14 | 4 | 7 |
| TEAM TOTALS | | | 32 | 32 | 2920 | 196 | 131 | 54 | 1.66 | 4 | 5 | 14 | 14 | 4 | 7 |
| OPPONENT TOTALS | | | 32 | 32 | 2920 | 199 | 127 | 54 | 1.66 | 1 | 1 | 14 | 14 | 4 | 6 |

2000 REGULAR SEASON GAME-BY-GAME

| DATE | OPPONENT | RESULT | ATT. | W-L-T | NOTES: |
|----------|--------------|------------|--------|---------|--|
| 03/18/00 | Chicago | W 4-2 | 12,891 | 1-0-0 | DAL: Kreis (28); Graziani (55); Dade (79); Graziani (85); CHI: Stoitchov (14, 42) |
| 03/25/00 | Colorado | L 0-1 | 13,119 | 1-1-0 | COL: Balboa (80) |
| 04/01/00 | Tampa Bay | W 1-0 | 11,491 | 2-1-0 | DAL: Kreis (69) |
| 04/08/00 | New England | W 2-1 | 14,758 | 3-1-0 | DAL: Graziani (38), Kreis (74);NE: Torres (42) |
| 04/15/00 | @Los Angeles | L 1-2 | 16,241 | 3-2-0 | DAL: Graziani (83);LA: Caligiuri (17), Mathis (67) |
| 04/22/00 | @San Jose | L 0-5 | 8,871 | 3-3-0 | SJ: Cerritos (10, 36), Brose (14), Conteh (40, 70) |
| 04/29/00 | Columbus | W 2-1 | 15,277 | 4-3-0 | DAL: Pareja (13), Graziani (37);CLB: Washington (24) |
| 05/06/00 | @Tampa Bay | L 1-3 | 7,051 | 4-4-0 | DAL: Graziani (14);TB: Diallo (45, 84) Anderson (90) |
| 05/13/00 | Los Angeles | T 1-1 (OT) | 20,417 | 4-4-1 | DAL: Kreis (46+);LA: Caligiuri (55) |
| 05/20/00 | @Columbus | L 1-2 | 13,548 | 4-5-1 | DAL: Kreis (71);CLB: Washington (10) West (61) |
| 05/24/00 | @Chicago | L 3-4 | 5,330 | 4-6-1 | DAL: J.Rodriguez (37), Kreis (57), Deering (63); CHI: OG (51), Rasov (79, 91+), Kovalenko (89) |
| 05/27/00 | @D.C. United | L 2-3 | 18,120 | 4-7-1 | DAL: Kreis (13), Kreis (47);DC: Albright (11), Llamosa (22), Own goal (75) |
| 06/03/00 | Tampa Bay | L 2-3 | 7,099 | 4-8-1 | DAL: Dade (8), J.Rodriguez (85); TB: Diallo (5, 29), Valderrama (71) |
| 06/07/00 | Columbus | W 3-2 | 7,815 | 5-8-1 | DAL: Alavanja (11), Eck (83), Korol (89);CLB: West (18), Perez (43) |
| 06/10/00 | @Columbus | T 1-1 (OT) | 14,925 | 5-8-2 | DAL: Korol (4);CLB: Farrell (72) |
| 06/17/00 | Kansas City | W 4-1 | 7,912 | 6-8-2 | DAL: Graziani (15), Kreis (66), Graziani (82), Santel (90);KC: McKeon (45) |
| 06/21/00 | @Kansas City | T 0-0 (OT) | 5,675 | 6-8-3 | None |
| 06/24/00 | @D.C. United | L 0-2 | 17,186 | 6-9-3 | DC: Albright (65), Diaz Arce (90) |
| 06/28/00 | @Colorado | L 0-1 | 4,640 | 6-10-3 | COL: Vermillion (55) |
| 07/01/00 | Los Angeles | W 4-2 | 19,644 | 7-10-3 | DAL: Graziani (26), Graziani (38), Eck (49), Kreis (81); LA: Hernandez (83), Vanney (93+) |
| 07/05/00 | @MetroStars | L 1-2 | 9,193 | 7-11-3 | DAL: Eck (24); NY: Mathis (31), Walsh (59) |
| 07/08/00 | D.C. United | W 3-0 | 9,394 | 8-11-3 | DAL: Dade (13), Alavanja (36), Graziani (78) |
| 07/15/00 | @Miami | W 3-0 | 6,387 | 9-11-3 | DAL: Graziani (24, 44), Dade (56) |
| 07/19/00 | Miami | T 1-1 (OT) | 6,974 | 9-11-4 | DAL: E.Rodriguez (21);MIA: McKinley (39) |
| 08/02/00 | @New England | W 2-1 | 13,910 | 10-11-4 | DAL: Rhine (21), Kreis (87);NE: Harris (87) |
| 08/05/00 | @Tampa Bay | L 1-2 | 10,327 | 10-12-4 | DAL: Korol (90+);TB: Lagos (20, 47) |
| 08/12/00 | D.C. United | W 1-0 | 10,204 | 11-12-4 | DAL: Martinez (87) |
| 08/16/00 | Chicago | W 3-0 | 4,869 | 12-12-4 | DAL: Korol (25); Korol (67); Pareja (82) |
| 08/26/00 | MetroStars | L 4-6 | 12,940 | 12-13-4 | DAL: Graziani (26), J.Rodriguez (46+), Pareja (54), Martinez (64); NY: Mathis (3, 26, 40, 68, 83), Valencia (88) |
| 08/30/00 | @Chicago | L 0-4 | 8,256 | 12-14-4 | CHI: Wolff (18, 59), Beasley (71, 77) |
| 09/06/00 | @Los Angeles | W 1-0 | 11,744 | 13-14-4 | DAL: J.Rodriguez (37) |
| 09/09/00 | San Jose | W 2-1 | 14,833 | 14-14-4 | DAL: Graziani (44), Deering (89);SJ:Solis (59) |

FINAL REGULAR SEASON STANDINGS

| OVERALL | | | | | | | | | | HOME | | | | | AWAY | | | | |
|--------------------|----|----|----|---|----|-----|----|-----|----|------|---|----|----|----|------|---|----|----|----|
| EASTERN CONFERENCE | | GP | W | L | T | PTS | GF | GA | GD | W | L | T | GF | GA | W | L | T | GF | GA |
| MetroStars | 32 | 17 | 12 | 3 | 54 | 64 | 56 | 8 | 9 | 4 | 3 | 32 | 24 | 8 | 8 | 0 | 32 | 32 | |
| New England | 32 | 13 | 13 | 6 | 45 | 47 | 49 | -2 | 9 | 4 | 3 | 27 | 20 | 4 | 9 | 3 | 20 | 29 | |
| Miami | 32 | 12 | 15 | 5 | 41 | 54 | 56 | -2 | 8 | 5 | 3 | 31 | 26 | 4 | 10 | 2 | 23 | 30 | |
| D.C. United | 32 | 8 | 18 | 6 | 30 | 44 | 63 | -19 | 6 | 7 | 3 | 25 | 31 | 2 | 11 | 3 | 19 | 32 | |
| CENTRAL CONFERENCE | | GP | W | L | T | PTS | GF | GA | GD | W | L | T | GF | GA | W | L | T | GF | GA |
| Chicago | 32 | 17 | 9 | 6 | 57 | 67 | 51 | 16 | 13 | 2 | 1 | 40 | 18 | 4 | 7 | 5 | 27 | 33 | |
| Tampa Bay | 32 | 16 | 12 | 4 | 52 | 62 | 50 | 12 | 10 | 4 | 2 | 38 | 23 | 6 | 8 | 2 | 24 | 27 | |
| Dallas | 32 | 14 | 14 | 4 | 46 | 54 | 54 | 0 | 11 | 3 | 2 | 37 | 22 | 3 | 11 | 2 | 17 | 32 | |
| Columbus | 32 | 11 | 16 | 5 | 38 | 48 | 58 | -10 | 7 | 6 | 3 | 29 | 25 | 4 | 10 | 2 | 19 | 33 | |
| WESTERN CONFERENCE | | GP | W | L | T | PTS | GF | GA | GD | W | L | T | GF | GA | W | L | T | GF | GA |
| Kansas City | 32 | 16 | 7 | 9 | 57 | 47 | 29 | 18 | 11 | 4 | 1 | 27 | 14 | 5 | 3 | 8 | 20 | 15 | |
| Los Angeles | 32 | 14 | 10 | 8 | 50 | 47 | 37 | 10 | 8 | 3 | 5 | 20 | 15 | 6 | 7 | 3 | 27 | 22 | |
| Colorado | 32 | 13 | 15 | 4 | 43 | 43 | 59 | -16 | 8 | 5 | 3 | 19 | 21 | 5 | 10 | 1 | 24 | 38 | |
| San Jose | 32 | 7 | 17 | 8 | 29 | 35 | 50 | -15 | 5 | 6 | 5 | 26 | 22 | 2 | 11 | 3 | 9 | 28 | |

* = PLAYED WITH OTHER TEAMS IN 2000. ONLY DALLAS BURN STATISTICS LISTED HERE.



1999 DALLAS BURN STATISTICS



RECORD
19-13-0, 51 pts

HEAD COACH
Dave Dir: 67-61-0

PLAYOFFS
3-3-0

MLS HONORS
Jason Kreis: MLS All-Star, MLS Best XI, MLS Scoring Champion (18 Goals, 15 Assists), Player of the Month (June), Player of the Week (Weeks, 1, 5, 12, 17, 29, 30)
Matt Jordan: MLS All-Star, Player of the Week (Week 4)
Ariel Graziani: MLS Player of the Week (Weeks 23)

| # | POS | PLAYER | GP | GS | MIN | G | A | SHT | SOG | FC | FS | OFF | CK | C | E |
|--------------------|-----|----------------------|----|----|------|----|----|-----|-----|-----|-----|-----|-----|----|---|
| 9 | F | JASON KREIS | 32 | 32 | 2815 | 18 | 15 | 114 | 57 | 49 | 58 | 29 | 79 | 5 | 0 |
| 15 | M | CHAD DEERING | 25 | 22 | 1936 | 4 | 7 | 39 | 22 | 39 | 24 | 0 | 11 | 2 | 0 |
| 11 | M | OSCAR PAREJA | 27 | 25 | 1954 | 4 | 6 | 32 | 17 | 37 | 59 | 7 | 37 | 3 | 0 |
| 10 | F | DANTE WASHINGTON | 21 | 10 | 989 | 4 | 4 | 36 | 18 | 20 | 21 | 15 | 0 | 0 | 0 |
| 41 | M/F | TED ECK | 31 | 25 | 2290 | 4 | 3 | 27 | 13 | 35 | 42 | 0 | 1 | 4 | 0 |
| *20 | F | ARIEL GRAZIANI (DAL) | 8 | 8 | 692 | 4 | 1 | 23 | 12 | 11 | 17 | 12 | 0 | 1 | 0 |
| 17 | M/D | JORGE RODRIGUEZ | 30 | 28 | 2538 | 3 | 3 | 20 | 10 | 33 | 28 | 3 | 4 | 3 | 0 |
| 11 | F | JOHN JAIRO TRELLEZ | 17 | 9 | 792 | 3 | 2 | 16 | 7 | 10 | 16 | 15 | 1 | 0 | 0 |
| 18 | D | RICHARD FARRER | 30 | 29 | 2608 | 2 | 1 | 7 | 4 | 14 | 16 | 0 | 0 | 1 | 1 |
| 19 | F | BOBBY RHINE | 16 | 4 | 488 | 2 | 1 | 4 | 2 | 4 | 7 | 11 | 0 | 0 | 0 |
| 7 | M | MARK SANTEL | 26 | 22 | 1779 | 1 | 6 | 13 | 9 | 19 | 23 | 11 | 6 | 1 | 0 |
| 4 | M | PAUL BROOME | 13 | 5 | 627 | 1 | 2 | 12 | 8 | 10 | 15 | 4 | 0 | 2 | 0 |
| 13 | M | BRIAN HAYNES | 18 | 3 | 532 | 1 | 2 | 6 | 1 | 10 | 8 | 0 | 8 | 1 | 1 |
| 16 | M | TEMOC SUAREZ | 17 | 11 | 944 | 1 | 1 | 11 | 5 | 15 | 16 | 2 | 10 | 4 | 0 |
| 20 | F | *MICKEY TROTMAN | 4 | 3 | 230 | 1 | 1 | 13 | 5 | 8 | 9 | 4 | 1 | 0 | 0 |
| 14 | M | *LEONEL ALVAREZ | 21 | 20 | 1794 | 0 | 6 | 14 | 6 | 36 | 22 | 1 | 0 | 3 | 1 |
| 23 | M | SERGI DANIV | 13 | 12 | 1015 | 0 | 2 | 16 | 8 | 26 | 15 | 0 | 1 | 4 | 0 |
| 12 | D | BRANDON POLLARD | 31 | 31 | 2790 | 0 | 2 | 5 | 0 | 40 | 34 | 1 | 0 | 5 | 0 |
| 22 | GK | MATT JORDAN | 29 | 29 | 2584 | 0 | 1 | 0 | 0 | 1 | 3 | 0 | 0 | 1 | 1 |
| 21 | M | LAZO ALAVANJA | 1 | 0 | 45 | 0 | 0 | 1 | 0 | 0 | 0 | 0 | 0 | 0 | 0 |
| 2 | D | ERIC DADE | 24 | 19 | 1630 | 0 | 0 | 1 | 0 | 26 | 11 | 0 | 0 | 5 | 1 |
| 1 | GK | MARK DODD | 6 | 3 | 296 | 0 | 0 | 0 | 0 | 0 | 0 | 0 | 0 | 0 | 0 |
| 5 | M | KIRK WILSON | 5 | 2 | 222 | 0 | 0 | 3 | 1 | 5 | 2 | 0 | 0 | 0 | 0 |
| 6 | F | GABE JONES | 0 | 0 | 0 | 0 | 0 | 0 | 0 | 0 | 0 | 0 | 0 | 0 | 0 |
| 24 | D | ANDREW PARRISH | 0 | 0 | 0 | 0 | 0 | 0 | 0 | 0 | 0 | 0 | 0 | 0 | 0 |
| 25 | GK | MIGUEL PINEDA | 0 | 0 | 0 | 0 | 0 | 0 | 0 | 0 | 0 | 0 | 0 | 0 | 0 |
| 24 | GK | SCOTT VALLOW | 0 | 0 | 0 | 0 | 0 | 0 | 0 | 0 | 0 | 0 | 0 | 0 | 0 |
| OWN-GOALS RECEIVED | | | | | | 1 | | | | | | | | | |
| TEAM TOTALS | | | 32 | 32 | 2880 | 54 | 66 | 413 | 205 | 448 | 446 | 115 | 159 | 45 | 5 |
| OPPONENT TOTALS | | | 32 | 32 | 2880 | 35 | 44 | 436 | 195 | 466 | 423 | 52 | 197 | 44 | 5 |

GAME-WINNING GOALS: JASON KREIS 6, JORGE RODRIGUEZ 2, OSCAR PAREJA 2, ARIEL GRAZIANI 2, FOUR PLAYERS TIED WITH 1.
GAME-WINNING ASSISTS: JASON KREIS 7, TED ECK 3, LEONEL ALVAREZ 3, MARK SANTEL 2, OSCAR PAREJA 2, EIGHT PLAYERS TIED WITH 1.
PENALTY KICK GOALS/ATTEMPTS: JASON KREIS 1-2, OSCAR PAREJA 1-1.

| DALLAS BURN INDIVIDUAL GOALKEEPING | | | | | | | | | | | | | | | |
|------------------------------------|-----|-------------|----|----|------|------|-----|----|------|----|----|----|----|---|----|
| # | POS | GOALKEEPER | GP | GS | MIN | SHTS | SV | GA | GAA | PG | PA | W | L | T | SO |
| 22 | GK | MATT JORDAN | 29 | 29 | 2584 | 172 | 133 | 31 | 1.08 | 0 | 2 | 17 | 11 | 0 | 11 |
| 1 | GK | MARK DODD | 6 | 3 | 296 | 23 | 18 | 4 | 1.22 | 0 | 0 | 2 | 2 | 0 | 1 |
| TEAM TOTALS | | | 32 | 32 | 2880 | 195 | 151 | 35 | 1.09 | 0 | 2 | 19 | 13 | 0 | 12 |
| OPPONENT TOTALS | | | 32 | 32 | 2880 | 205 | 141 | 54 | 1.69 | 2 | 3 | 13 | 19 | 0 | 5 |

1999 REGULAR SEASON GAME-BY-GAME

| DATE | OPPONENT | RESULT | ATT. | W-L-T | NOTES: |
|----------|--------------|-------------|--------|---------|---|
| 03/20/99 | Kansas City | W 4-0 | 17,112 | 1-0-0 | DAL: Trotman(53); Kreis (55); Kreis (80); Kreis (84) |
| 03/28/99 | @Los Angeles | L 0-0 (2-3) | 27,034 | 1-1-0 | -- |
| 04/10/99 | @Chicago | W 0-0 (3-1) | 27,311 | 2-1-0 | -- |
| 04/15/99 | @Miami | L 1-1 (0-3) | 7,013 | 2-2-0 | DAL: Washington (58);MIA: Serna (74) |
| 04/18/99 | Tampa Bay | W 2-1 | 13,697 | 3-2-0 | DAL: Kreis (39); Kreis (90);TB: Shannon (87) |
| 04/24/99 | Columbus | W 2-0 | 12,241 | 4-2-0 | DAL: Pareja (4); Kreis (39) |
| 04/30/99 | @San Jose | L 1-1 (2-3) | 10,071 | 4-3-0 | DAL: Suarez (7); SJ: Cerritos (14) |
| 05/08/99 | Colorado | L 1-1 (1-2) | 10,550 | 4-4-0 | DAL: Kreis (88); COL: Bravo (80) |
| 05/15/99 | San Jose | W 2-1 | 16,372 | 5-4-0 | DAL: Rhine (9); Rhine (65); SJ: Barrett (10) |
| 05/22/99 | @San Jose | L 1-1 (1-3) | 12,133 | 5-5-0 | DAL: Kreis (81); SJ: Cerritos (10) |
| 05/26/99 | Miami | W 2-1 | 7,529 | 6-5-0 | DAL: Trellez (34); Rodriguez (85); MIA: Serna (50) |
| 06/05/99 | @MetroStars | W 5-2 | 11,567 | 7-5-0 | DAL: Trellez (31); Santel (39); Kreis (59); Kreis (66), Haynes (78); NY: Kelly (51), Walsh (84) |
| 06/12/99 | @Kansas City | L 0-1 | 9,336 | 7-6-0 | KC: Own goal (61) |
| 06/16/99 | D.C. United | W 3-0 | 8,817 | 8-6-0 | DAL: Washington (69); Deering (75); Washington (79) |
| 06/19/99 | @Colorado | L 1-2 | 11,112 | 8-7-0 | DAL: Eck (24); COL: Bravo (13), Dely Valdes (78) |
| 06/26/99 | New England | W 2-0 | 12,561 | 9-7-0 | DAL: Rodriguez (37); Kreis (90) |
| 07/02/99 | @Chicago | L 1-1 (3-4) | 12,185 | 9-8-0 | DAL: Pareja (35); CHI: Wolff (65) |
| 07/04/99 | Chicago | L 1-2 | 17,621 | 9-9-0 | DAL: Own Goal (Kotschau) (15); CHI: Razov (4, 35) |
| 07/10/99 | Kansas City | W 5-0 | 7,485 | 10-9-0 | DAL: Kreis (8), Deering (80), Broome (84), Eck (89), Kreis (90) |
| 07/24/99 | @Columbus | L 1-4 | 19,356 | 10-10-0 | DAL: Eck's (90); CLB: Elcock (28), Cunningham (42), John (50), West (71) |
| 07/31/99 | Colorado | L 0-2 | 13,712 | 10-11-0 | COL: Harris (8), Anderson (58) |
| 08/04/99 | MetroStars | W 2-0 | 7,622 | 11-11-0 | DAL: Kreis (71); Trellez (85) |
| 08/14/99 | @Los Angeles | L 0-2 | 14,635 | 11-12-0 | LA: Hendrickson (7), Own goal (58) |
| 08/18/99 | @Colorado | W 3-0 | 5,942 | 12-12-0 | DAL: Graziani (4), Pareja (30), Rodriguez (85) |
| 08/22/99 | Chicago | W 3-3 (4-3) | 7,237 | 13-12-0 | DAL: Graziani (39), Deering (43), Farrer (55);CHI: Wolff (49, 90) Kovalenko (53) |
| 08/28/99 | Los Angeles | W 1-0 | 14,033 | 14-12-0 | DAL: Graziani (53) |
| 09/04/99 | @D.C. United | L 1-4 | 12,093 | 14-13-0 | DAL: Graziani (28); DC: Moreno (17), Etcheverry (24, 47), Maessner (76) |
| 09/11/99 | San Jose | W 1-0 | 15,584 | 15-13-0 | DAL: Kreis (78) |
| 09/18/99 | @Kansas City | W 1-1 (3-0) | 6,096 | 16-13-0 | DAL: Eck (75); KC: Lalas (86) |
| 09/24/99 | @New England | W 1-0 | 9,273 | 17-13-0 | DAL: Pareja (70) |
| 10/03/99 | Los Angeles | W 4-3 | 13,208 | 18-13-0 | DAL: Kreis (7), Kreis (64), Deering (73), Farrer (77); LA: Hermosillo (26, 44), OG (30) |
| 10/10/99 | @Tampa Bay | W 2-1 | 13,189 | 19-13-0 | DAL: Washington (16), Kreis (82); TB: Lagos (71) |

FINAL REGULAR SEASON STANDINGS

| EASTERN CONFERENCE | | | | | | | | | | | | | | | |
|--------------------|----|----|----|---|-----|----|----|-----|----|----|---|----|----|----|----|
| OVERALL | | | | | | | | | | | | | | | |
| | GP | W | L | T | PTS | GF | GA | GD | W | L | T | GF | GA | W | L |
| D.C. United | 32 | 23 | 9 | 0 | 57 | 65 | 43 | 22 | 10 | 6 | 0 | 32 | 22 | 13 | 3 |
| Columbus | 32 | 19 | 13 | 0 | 45 | 48 | 39 | 9 | 10 | 6 | 0 | 29 | 18 | 9 | 7 |
| Tampa Bay | 32 | 14 | 18 | 0 | 32 | 51 | 50 | 1 | 6 | 10 | 0 | 25 | 29 | 8 | 8 |
| Miami | 32 | 13 | 19 | 0 | 29 | 42 | 59 | -17 | 10 | 6 | 0 | 26 | 22 | 3 | 13 |
| New England | 32 | 12 | 20 | 0 | 26 | 38 | 53 | -15 | 6 | 10 | 0 | 20 | 28 | 6 | 10 |
| New York | 32 | 7 | 25 | 0 | 15 | 32 | 64 | -32 | 3 | 13 | 0 | 17 | 30 | 4 | 12 |
| WESTERN CONFERENCE | | | | | | | | | | | | | | | |
| OVERALL | | | | | | | | | | | | | | | |
| | GP | W | L | T | PTS | GF | GA | GD | W | L | T | GF | GA | W | L |
| Los Angeles | 32 | 20 | 12 | 0 | 54 | 49 | 29 | 20 | 12 | 4 | 0 | 24 | 10 | 8 | 8 |
| Dallas | 32 | 19 | 13 | 0 | 51 | 54 | 35 | 19 | 13 | 3 | 0 | 35 | 14 | 6 | 10 |
| Chicago | 32 | 18 | 14 | 0 | 48 | 51 | 36 | 15 | 10 | 6 | 0 | 26 | 13 | 8 | 8 |
| Colorado | 32 | 20 | 12 | 0 | 48 | 38 | 39 | -1 | 11 | 5 | 0 | 19 | 15 | 9 | 7 |
| San Jose | 32 | 19 | 13 | 0 | 37 | 48 | 49 | -1 | 13 | 3 | 0 | 28 | 22 | 6 | 10 |
| Kansas City | 32 | 8 | 24 | 0 | 20 | 33 | 53 | -20 | 6 | 10 | 0 | 24 | 21 | 2 | 14 |

* = PLAYED WITH OTHER TEAMS IN 1999. ONLY DALLAS BURN STATISTICS LISTED HERE.



1998 DALLAS BURN STATISTICS



RECORD
15-17-0, 37 pts

HEAD COACH
Dave Dir: 48-48-0

PLAYOFFS
0-2-0

MLS HONORS
Leon Alvarez: MLS All-Star Reserve

| # | POS | PLAYER | GP | GS | MIN | G | A | SHT | SOG | FC | FS | OFF | CK | C | E |
|-----------------|-----|--------------------|----|----|------|----|----|-----|-----|-----|-----|-----|-----|----|---|
| 9 | F | JASON KREIS | 30 | 30 | 2578 | 9 | 8 | 97 | 39 | 33 | 43 | 11 | 68 | 6 | 1 |
| 10 | F | DANTE WASHINGTON | 28 | 21 | 1852 | 7 | 5 | 51 | 28 | 18 | 27 | 25 | 0 | 1 | 0 |
| 20 | F | MICKEY TROTMAN | 23 | 15 | 1278 | 5 | 3 | 43 | 17 | 29 | 33 | 18 | 1 | 3 | 0 |
| 11 | F | *DAMIAN | 13 | 12 | 893 | 4 | 2 | 31 | 18 | 8 | 34 | 5 | 45 | 3 | 0 |
| 17 | M/D | JORGE RODRIGUEZ | 30 | 28 | 2569 | 4 | 2 | 20 | 9 | 29 | 19 | 0 | 4 | 4 | 0 |
| 15 | M | CHAD DEERING | 14 | 13 | 1114 | 3 | 1 | 16 | 4 | 17 | 11 | 0 | 0 | 1 | 1 |
| 8 | F | GERELL ELLIOTT | 17 | 11 | 1100 | 3 | 1 | 31 | 19 | 3 | 16 | 3 | 0 | 1 | 0 |
| 13 | M | BRIAN HAYNES | 31 | 11 | 1414 | 3 | 1 | 22 | 12 | 22 | 10 | 5 | 31 | 0 | 0 |
| 41 | M/F | TED ECK | 31 | 28 | 2331 | 2 | 2 | 34 | 10 | 33 | 32 | 1 | 0 | 5 | 1 |
| 16 | M | TEMOC SUAREZ | 20 | 10 | 831 | 1 | 4 | 16 | 7 | 16 | 12 | 3 | 3 | 1 | 0 |
| 18 | D | RICHARD FARRER | 28 | 24 | 2119 | 1 | 2 | 11 | 4 | 33 | 13 | 3 | 0 | 3 | 0 |
| 5 | M | JORGE FLORES | 14 | 8 | 777 | 1 | 0 | 11 | 4 | 13 | 7 | 0 | 1 | 4 | 0 |
| *11 | M | OSCAR PAREJA (DAL) | 6 | 4 | 398 | 0 | 2 | 4 | 0 | 5 | 19 | 1 | 1 | 1 | 0 |
| 14 | M | LEONEL ALVAREZ | 27 | 27 | 2338 | 0 | 6 | 19 | 6 | 63 | 34 | 2 | 3 | 12 | 2 |
| 7 | M | MARK SANTEL | 21 | 20 | 1634 | 0 | 4 | 12 | 8 | 28 | 15 | 5 | 1 | 3 | 0 |
| 66 | M | ALAIN SUTTER | 4 | 4 | 341 | 0 | 2 | 7 | 2 | 1 | 11 | 0 | 24 | 1 | 0 |
| 1 | GK | MARK DODD | 25 | 24 | 2205 | 0 | 1 | 0 | 0 | 0 | 3 | 0 | 0 | 1 | 0 |
| *6 | M | BRIAN BATES (DAL) | 4 | 2 | 127 | 0 | 0 | 0 | 0 | 2 | 0 | 0 | 0 | 0 | 0 |
| 19 | D | CHRIS BROWN | 1 | 0 | 16 | 0 | 0 | 0 | 0 | 0 | 0 | 0 | 0 | 0 | 0 |
| 2 | D | ERIC DADE | 20 | 15 | 1393 | 0 | 0 | 1 | 0 | 11 | 7 | 0 | 0 | 5 | 0 |
| 22 | GK | MATT JORDAN | 1 | 1 | 45 | 0 | 0 | 0 | 0 | 0 | 1 | 0 | 0 | 0 | 0 |
| 30 | GK | GARTH LAGERWEY | 8 | 7 | 630 | 0 | 0 | 0 | 0 | 1 | 3 | 0 | 0 | 1 | 0 |
| 12 | D | BRANDON POLLARD | 29 | 26 | 2373 | 0 | 0 | 3 | 2 | 49 | 24 | 0 | 0 | 4 | 0 |
| 25 | F | JUAN SASTOQUE | 3 | 0 | 49 | 0 | 0 | 0 | 0 | 0 | 0 | 1 | 0 | 0 | 0 |
| 7 | F | DARREN SAWATZKY | 1 | 0 | 3 | 0 | 0 | 0 | 0 | 0 | 0 | 0 | 0 | 0 | 0 |
| 6 | D | *TOM SOEHN | 14 | 11 | 1020 | 0 | 0 | 2 | 0 | 19 | 9 | 0 | 0 | 3 | 0 |
| 19 | F | EDGAR HERNANDEZ | 0 | 0 | 0 | 0 | 0 | 0 | 0 | 0 | 0 | 0 | 0 | 0 | 0 |
| 15 | D | ZION RENFRUM | 0 | 0 | 0 | 0 | 0 | 0 | 0 | 0 | 0 | 0 | 0 | 0 | 0 |
| 21 | D | ANDREW RESTREPO | 0 | 0 | 0 | 0 | 0 | 0 | 0 | 0 | 0 | 0 | 0 | 0 | 0 |
| TEAM TOTALS | | | 32 | 32 | 2880 | 43 | 46 | 431 | 189 | 433 | 383 | 83 | 182 | 63 | 6 |
| OPPONENT TOTALS | | | 32 | 32 | 2880 | 59 | 71 | 461 | 227 | 413 | 423 | 84 | 194 | 47 | 3 |

GAME-WINNING GOALS: JASON KREIS 6, JORGE RODRIGUEZ 2, DANTE WASHINGTON 1, CHAD DEERING 1, DAMIAN 1.
GAME-WINNING ASSISTS: OSCAR PAREJA 2, JASON KREIS 2, LEONEL ALVAREZ 2, SIX PLAYERS WITH 1.
PENALTY KICK GOALS/ATTEMPTS: JASON KREIS 0-1, LEONEL ALVAREZ 0-1, DAMIAN 1-1.

| # | POS | GOALKEEPER | GP | GS | MIN | SHTS | SV | GA | GAA | PG | PA | W | L | T | SO |
|-----------------|-----|----------------|----|----|------|------|-----|----|------|----|----|----|----|---|----|
| 1 | GK | MARK DODD | 25 | 24 | 2205 | 179 | 134 | 42 | 1.71 | 3 | 4 | 11 | 13 | 0 | 6 |
| 30 | GK | GARTH LAGERWEY | 8 | 7 | 630 | 44 | 28 | 14 | 2.00 | 1 | 1 | 4 | 3 | 0 | 0 |
| 22 | GK | MATT JORDAN | 1 | 1 | 45 | 4 | 1 | 3 | 6.00 | 0 | 0 | 0 | 1 | 0 | 0 |
| TEAM TOTALS | | | 32 | 32 | 2880 | 227 | 163 | 59 | 1.84 | 4 | 5 | 15 | 17 | 0 | 6 |
| OPPONENT TOTALS | | | 32 | 32 | 2880 | 189 | 131 | 43 | 1.34 | 1 | 3 | 17 | 15 | 0 | 6 |

1998 REGULAR SEASON GAME-BY-GAME

| DATE | OPPONENT | RESULT | ATT. | W-L-T | NOTES: |
|----------|--------------|-------------|--------|---------|--|
| 03/21/98 | Colorado | W 1-1 (2-1) | 11,103 | 1-0-0 | DAL: Washington (37); COL: Bravo (27) |
| 03/29/98 | Columbus | W 2-1 | 10,216 | 2-0-0 | DAL: Elliott (39), Washington (66);CLB: McBride (12) |
| 04/05/98 | @San Jose | W 2-2 (3-2) | 10,069 | 3-0-0 | DAL: Eck (5); Kreis (48); SJ: Wynalda (13), Mella (83) |
| 04/11/98 | @Tampa Bay | L 1-3 | 11,820 | 3-1-0 | DAL: Flores (57); TB: Gilmar (11), Hejduk (14, 48) |
| 04/18/98 | San Jose | L 1-2 | 12,939 | 3-2-0 | DAL: Elliott (52);SJ: Mella (71), Lozzano (76) |
| 04/25/98 | Kansas City | W 3-1 | 13,134 | 4-2-0 | DAL: Elliott (50), Damian (68), Washington (83);KC: Tinsley (30) |
| 05/06/98 | @MetroStars | W 1-0 | 10,300 | 5-2-0 | DAL: Kreis (19) |
| 05/16/98 | Colorado | W 2-1 | 15,280 | 6-2-0 | DAL: Washington (12); Kreis (62); COL: Harris (86) |
| 05/20/98 | Kansas City | L 1-1 (3-4) | 9,197 | 6-3-0 | DAL: Trotman (86); KC: Own goal (84) |
| 05/23/98 | @Los Angeles | L 1-4 | 21,173 | 6-4-0 | DAL: Haynes (63) ;LA: Sanchez (4), Mathis (25, 66), Welton (48) |
| 05/31/98 | Miami | W 2-0 | 10,101 | 7-4-0 | DAL: Kreis (37) Washington (82) |
| 06/04/98 | Los Angeles | L 1-8 | 10,047 | 7-5-0 | DAL: Damian (44);LA: Welton (13), Vanney (18), Mathis (45) Hendrickson (47, 81), Karapetyan (82, 85) |
| 06/07/98 | @D.C. United | W 4-4 (3-1) | 13,454 | 8-5-0 | DAL: Suarez (24), Farrer (38), Damian (56), Trotman (88); DC: Lassiter (19, 70), Etcheverry (31) OG (88) |
| 06/17/98 | @Chicago | L 0-1 | 9,638 | 8-6-0 | CHI: Kubik (64) |
| 06/21/98 | Tampa Bay | L 0-1 | 10,238 | 8-7-0 | TB: Prampin (50) |
| 06/27/98 | @New England | W 3-3 (4-2) | 18,206 | 9-7-0 | DAL: Kreis (19), Damian (44), Eck (65); NE: Diaz Arce (6), OG (9), Gorter (28) |
| 07/01/98 | @Chicago | L 1-4 | 13,615 | 9-8-0 | DAL: Haynes (14); CHI: Kubik (7), Razov (16), Kozecki (20), Podbrozny (36) |
| 07/04/98 | Chicago | L 0-1 | 12,372 | 9-9-0 | CHI: Kubik (37) |
| 07/11/98 | @Kansas City | L 0-2 | 10,053 | 9-10-0 | KC: Wright (47), Johnson (90) |
| 07/18/98 | New England | L 1-3 | 10,073 | 9-11-0 | DAL: Trotman (32); NE: McKinley (49), Moore (67, 88) |
| 07/25/98 | @Columbus | W 2-1 | 15,628 | 10-11-0 | DAL: Trotman (10), Rodriguez (85); CLB: Yeagley (41) |
| 07/29/98 | Los Angeles | W 3-0 | 9,720 | 11-11-0 | DAL: Kreis (6); Trotman (52); Washington (71) |
| 08/07/98 | D.C. United | L 0-1 | 9,437 | 11-12-0 | DC: Lassiter (57) |
| 08/15/98 | @Colorado | W 1-0 | 8,321 | 12-12-0 | DAL: Deering (57) |
| 08/19/98 | @Miami | L 1-2 | 7,051 | 12-13-0 | DAL: Deering (85); MIA: Valderrama (50), Gutierrez (87) |
| 08/22/98 | @San Jose | L 1-1 (0-2) | 11,706 | 12-14-0 | DAL: Haynes (76); SJ: Cerritos (32) |
| 08/29/98 | MetroStars | W 2-0 | 11,235 | 13-14-0 | DAL: Kreis (72), Washington (87) |
| 09/02/98 | @Los Angeles | L 0-3 | 9,113 | 13-15-0 | LA: Cienfuegos (29), Hermosillo (54), Jones (70) |
| 09/10/98 | Chicago | W 3-2 | 9,745 | 14-15-0 | DAL: Kreis (7), Washington (83), Rodriguez (90); CHI: Razov (49), Wolff (60) |
| 09/13/98 | San Jose | L 1-3 | 10,325 | 14-16-0 | DAL: Deering (19); SJ: Barrett (25), Draguicevich (67, 73) |
| 09/19/98 | @Kansas City | W 1-0 | 13,146 | 15-16-0 | DAL: Kreis (25) |
| 09/26/98 | @Colorado | L 1-3 | 15,022 | 15-17-0 | DAL: Rodriguez (57); COL: Balboa (2, 16), Waldir (32) |

FINAL REGULAR SEASON STANDINGS

| OVERALL | | | | | | | | | | HOME | | | | | AWAY | | | | |
|--------------------|----|----|----|---|-----|----|----|-----|----|------|---|----|----|----|------|---|----|----|--|
| EASTERN CONFERENCE | | | | | | | | | | | | | | | | | | | |
| | GP | W | L | T | PTS | GF | GA | GD | W | L | T | GF | GA | W | L | T | GF | GA | |
| D.C. United | 32 | 24 | 8 | 0 | 58 | 74 | 48 | 26 | 14 | 2 | 0 | 40 | 26 | 10 | 6 | 2 | 34 | 22 | |
| Columbus | 32 | 15 | 17 | 0 | 45 | 67 | 56 | 11 | 11 | 5 | 0 | 49 | 31 | 4 | 12 | 0 | 18 | 25 | |
| New York | 32 | 15 | 17 | 0 | 39 | 54 | 63 | -9 | 10 | 6 | 0 | 39 | 33 | 5 | 11 | 0 | 15 | 30 | |
| Miami | 32 | 15 | 17 | 0 | 35 | 46 | 68 | -22 | 11 | 5 | 0 | 31 | 30 | 4 | 12 | 0 | 15 | 38 | |
| Tampa Bay | 32 | 12 | 20 | 0 | 34 | 46 | 57 | -11 | 6 | 10 | 0 | 23 | 24 | 6 | 10 | 0 | 23 | 33 | |
| New England | 32 | 11 | 21 | 0 | 29 | 53 | 66 | -13 | 6 | 10 | 0 | 25 | 27 | 5 | 11 | 0 | 28 | 39 | |
| WESTERN CONFERENCE | | | | | | | | | | | | | | | | | | | |
| | GP | W | L | T | PTS | GF | GA | GD | W | L | T | GF | GA | W | L | T | GF | GA | |
| Los Angeles | 32 | 24 | 8 | 0 | 68 | 85 | 44 | 41 | 11 | 5 | 0 | 41 | 21 | 13 | 3 | 0 | 44 | 23 | |
| Chicago | 32 | 20 | 12 | 0 | 56 | 62 | 45 | 17 | 13 | 3 | 0 | 40 | 17 | 7 | 9 | 0 | 22 | 28 | |
| Colorado | 32 | 16 | 16 | 0 | 44 | 62 | 69 | -7 | 11 | 5 | 0 | 31 | 24 | 5 | 11 | 0 | 31 | 45 | |
| Dallas | 32 | 15 | 17 | 0 | 37 | 43 | 59 | -16 | 8 | 8 | 0 | 23 | 26 | 7 | 9 | 0 | 20 | 33 | |
| San Jose | 32 | 13 | 19 | 0 | 33 | 48 | 60 | -12 | 8 | 8 | 0 | 23 | 21 | 5 | 11 | 0 | 25 | 39 | |
| Kansas City | 32 | 12 | 20 | 0 | 32 | 45 | 50 | -5 | 10 | 6 | 0 | 26 | 14 | 2 | 14 | 0 | 19 | 36 | |

* = PLAYED WITH OTHER TEAMS IN 1998. ONLY DALLAS BURN STATISTICS LISTED HERE.



1997 DALLAS BURN STATISTICS



RECORD
16-16-0, 42 pts

HEAD COACH
Dave Dir : 33-31-0

PLAYOFFS
2-2-0

MLS HONORS
Dante Washington: MLS All-Star,
Player of the Week (Weeks 5, 18)
Damian: MLS All-Star, Player of the
Week (9)
Alain Sutter: MLS All-Star, Player
of the Month (May)
Mark Dodd: MLS All-Star
Diego Sonora: MLS All-Star
Mark Santel: MLS All-Star Reserve

| # | POS | PLAYER | GP | GS | MIN | G | A | SHT | SOG | FC | FS | OFF | CK | C | E |
|--------------------|-----|------------------|----|----|------|----|----|-----|-----|-----|-----|-----|-----|----|---|
| 10 | F | DANTE WASHINGTON | 30 | 25 | 2162 | 12 | 6 | 69 | 38 | 29 | 56 | 23 | 0 | 6 | 0 |
| 11 | F | DAMIAN | 19 | 19 | 1479 | 11 | 7 | 68 | 34 | 19 | 61 | 42 | 25 | 7 | 2 |
| 9 | F | JASON KREIS | 32 | 21 | 2200 | 8 | 6 | 61 | 28 | 44 | 44 | 4 | 21 | 3 | 0 |
| 8 | F | GERELL ELLIOTT | 28 | 15 | 1500 | 7 | 5 | 45 | 34 | 8 | 22 | 22 | 1 | 0 | 0 |
| 17 | M-D | JORGE RODRIGUEZ | 24 | 21 | 1874 | 4 | 1 | 38 | 21 | 23 | 26 | 4 | 14 | 3 | 0 |
| 66 | M | ALAIN SUTTER | 21 | 21 | 1801 | 2 | 8 | 46 | 24 | 19 | 37 | 4 | 43 | 3 | 0 |
| 7 | M | MARK SANTEL | 31 | 26 | 2470 | 2 | 6 | 12 | 5 | 38 | 12 | 5 | 4 | 4 | 0 |
| 22 | M | DANIEL PEINADO | 25 | 22 | 1870 | 2 | 4 | 13 | 9 | 57 | 46 | 0 | 0 | 4 | 1 |
| 3 | D | WADE WEBBER | 18 | 18 | 1588 | 2 | 1 | 7 | 3 | 27 | 13 | 1 | 1 | 1 | 0 |
| 41 | M-F | TED ECK | 30 | 22 | 1839 | 1 | 4 | 27 | 11 | 53 | 32 | 4 | 0 | 1 | 1 |
| 16 | M | TEMOC SUAREZ | 19 | 6 | 721 | 1 | 3 | 10 | 3 | 10 | 12 | 3 | 6 | 0 | 0 |
| 4 | D | DIEGO SONORA | 16 | 16 | 1421 | 1 | 2 | 9 | 4 | 15 | 25 | 7 | 28 | 2 | 0 |
| 5 | M | JORGE FLORES | 12 | 8 | 667 | 1 | 1 | 6 | 3 | 12 | 8 | 0 | 7 | 0 | 0 |
| 6 | D | TOM SOEHN | 25 | 21 | 1948 | 0 | 2 | 7 | 4 | 29 | 18 | 0 | 0 | 3 | 0 |
| 9 | M | PETER HATTRUP | 7 | 2 | 225 | 0 | 1 | 4 | 2 | 3 | 1 | 2 | 4 | 0 | 0 |
| 12 | D | BRANDON POLLARD | 21 | 16 | 1526 | 0 | 1 | 0 | 0 | 26 | 25 | 0 | 0 | 1 | 0 |
| 2 | D | ERIC DADE | 15 | 14 | 1306 | 0 | 0 | 4 | 2 | 31 | 8 | 0 | 0 | 1 | 0 |
| 1 | GK | MARK DODD | 30 | 30 | 2700 | 0 | 0 | 1 | 1 | 2 | 7 | 0 | 0 | 0 | 0 |
| 18 | D | RICHARD FARRER | 8 | 6 | 503 | 0 | 0 | 1 | 1 | 5 | 3 | 2 | 0 | 0 | 0 |
| 13 | M | BRIAN HAYNES | 1 | 1 | 70 | 0 | 0 | 0 | 0 | 3 | 1 | 0 | 0 | 1 | 0 |
| 27 | M-F | GABE JONES | 1 | 0 | 7 | 0 | 0 | 0 | 0 | 0 | 0 | 0 | 1 | 0 | 0 |
| 30 | GK | GARTH LAGERWEY | 2 | 2 | 180 | 0 | 0 | 0 | 0 | 0 | 0 | 0 | 0 | 0 | 0 |
| 24 | D | JOEY MARTINEZ | 19 | 19 | 1503 | 0 | 0 | 2 | 2 | 24 | 5 | 0 | 0 | 4 | 0 |
| 25 | F | JUAN SASTOQUE | 2 | 0 | 23 | 0 | 0 | 0 | 0 | 1 | 1 | 2 | 0 | 0 | 0 |
| 20 | F | DAN STEBBINS | 1 | 1 | 38 | 0 | 0 | 1 | 1 | 0 | 2 | 0 | 0 | 0 | 0 |
| 00 | GK | JEFF CASSAR | 0 | 0 | 0 | 0 | 0 | 0 | 0 | 0 | 0 | 0 | 0 | 0 | 0 |
| 30 | GK | MARCUS ROY | 0 | 0 | 0 | 0 | 0 | 0 | 0 | 0 | 0 | 0 | 0 | 0 | 0 |
| OWN-GOALS RECEIVED | | | | | | 1 | | | | | | | | | |
| TEAM TOTALS | | | 32 | 32 | 2880 | 55 | 58 | 431 | 230 | 478 | 465 | 125 | 155 | 44 | 4 |
| OPPONENT TOTALS | | | 32 | 32 | 2880 | 49 | 50 | 500 | 263 | 465 | 478 | 72 | 197 | 42 | 2 |

GAME-WINNING GOALS: DANTE WASHINGTON 3, DAMIAN 3, ALAIN SUTTER 2, TEMOC SUAREZ 1, JORGE RODRIGUEZ 1, JASON KREIS 1, JORGE FLORES 1, GERELL ELLIOTT 1.
GAME-WINNING ASSISTS: MARK SANTEL 3, DANTE WASHINGTON 2, DANIEL PEINADO 2, JASON KREIS 2, DAMIAN 2, FOUR PLAYERS WITH 1.
PENALTY KICK GOALS/ATTEMPTS: JASON KREIS 4-4, DAMIAN 4-4, DANTE WASHINGTON 0-1, PETER HATTRUP 0-1.

| DALLAS BURN INDIVIDUAL GOALKEEPING | | | | | | | | | | | | | | | |
|------------------------------------|-----|----------------|----|----|------|------|-----|----|------|----|----|----|----|---|----|
| # | POS | GOALKEEPER | GP | GS | MIN | SHTS | SV | GA | GAA | PG | PA | W | L | T | SO |
| 30 | GK | GARTH LAGERWEY | 2 | 2 | 180 | 14 | 13 | 1 | 0.50 | 0 | 0 | 2 | 0 | 0 | 1 |
| 1 | GK | MARK DODD | 30 | 30 | 2700 | 249 | 183 | 48 | 1.60 | 6 | 9 | 14 | 16 | 0 | 3 |
| TEAM TOTALS | | | 32 | 32 | 2880 | 263 | 196 | 49 | 1.53 | 6 | 9 | 16 | 16 | 0 | 4 |
| OPPONENT TOTALS | | | 32 | 32 | 2880 | 230 | 164 | 55 | 1.72 | 8 | 10 | 16 | 16 | 0 | 3 |

1997 REGULAR SEASON GAME-BY-GAME

| DATE | OPPONENT | RESULT | ATT. | W-L-T | NOTES: |
|----------|--------------|--------|--------|---------|--|
| 03/29/97 | New England | L 0-1 | 11,063 | 0-1-0 | NE: own goal (38) |
| 04/05/97 | San Jose | W 2-1 | 6,195 | 1-1-0 | DAL: Santel (37) Elliott (66); SJ: Dayak (57) |
| 04/13/97 | @Columbus | L 1-2 | 10,662 | 1-2-0 | DAL: Rodriguez (53); CLB: McBride (6,75) |
| 04/18/97 | @Kansas City | L 1-2 | 6,272 | 1-3-0 | DAL: Elliott (39); KC: Klopas (22) Chung (80) |
| 04/20/97 | Colorado | W 4-1 | 5,911 | 2-3-0 | DAL: Washington (25,77) Suarez (49) Elliott (57); COL: C. Henderson (73) |
| 04/23/97 | @Colorado | L 0-1 | 4,120 | 2-4-0 | COL: Bravo (25) |
| 04/26/97 | @Los Angeles | W 2-1 | 15,247 | 3-4-0 | DAL: Elliott (70); LA: Cienfuegos (73) |
| 05/04/97 | D.C. United | W 3-2 | 12,166 | 4-4-0 | DAL: own goal (33) Kreis (76); DC: Agoos (5) Moreno (88) |
| 05/10/97 | @D.C. United | W 3-2 | 15,493 | 5-4-0 | DAL: Washington (2) Kreis (88); DC: Diaz Arce (50) Pope (75) |
| 05/17/97 | Tampa Bay | W 2-0 | 15,238 | 6-4-0 | DAL: Washington (25) Damian (63) |
| 05/23/97 | @Tampa Bay | W 3-1 | 10,112 | 7-4-0 | DAL: Sonora (37) Sutter (52) Elliott (73); TB: Lassiter (57) |
| 06/01/97 | @New England | L 1-3 | 10,242 | 7-5-0 | DAL: Eck (41); NE: Conde (63) Baba (65,82) |
| 06/06/97 | Kansas City | L 1-2 | 9,014 | 7-6-0 | DAL: Damian (49); KC: Wright (52) |
| 06/15/97 | MetroStars | W 3-1 | 10,897 | 8-6-0 | DAL: Washington (48) Damian (62) Kreis (75); MET: Joseph (54) |
| 06/22/97 | @New England | L 2-3 | 15,819 | 8-7-0 | DAL: Damian (19) Kreis (27); NE: Farias (29) A. Lalas (65) |
| 06/28/97 | @San Jose | L 1-3 | 11,941 | 8-8-0 | DAL: Damian (18); SJ: Medved (48) Lozzano (71) Kinnear (89) |
| 07/04/97 | D.C. United | L 2-3 | 16,089 | 8-9-0 | DAL: Peinado (4) Damian (54); DC: Iroha (2) Sanneh (23) Diaz Arce (74) |
| 07/06/97 | @Kansas City | W 3-1 | 9,205 | 9-9-0 | DAL: Rodriguez (47,81) Sutter (70); KC: Tinsley (54) |
| 07/13/97 | @Columbus | W 2-1 | 12,329 | 10-9-0 | DAL: Webber (20) Flores (45); CLB: McBride (17) |
| 07/18/97 | San Jose | W 3-1 | 7,371 | 11-9-0 | DAL: Washington (42,46,68); SJ: Baicher (25) |
| 07/20/97 | @Colorado | W 4-2 | 8,125 | 12-9-0 | DAL: Damian (31,63) Peinado (46) Washington (73); COL: Paz (5,13) |
| 07/25/97 | Los Angeles | L 0-3 | 13,136 | 12-10-0 | LA: Cienfuegos (57) Hurtado (66,77) |
| 08/02/97 | Kansas City | L 1-2 | 7,910 | 12-11-0 | DAL: Elliott (75); KC: Chung (63) Preki (78) |
| 08/15/97 | @Tampa Bay | L 1-2 | 8,329 | 12-12-0 | DAL: Kreis (88); TB: George (28) Lassiter (69) |
| 08/23/97 | MetroStars | L 1-2 | 9,092 | 12-13-0 | DAL: Damian (58); MET: own goal (60) Savarese (76) |
| 08/31/97 | Colorado | W 4-1 | 4,451 | 13-13-0 | DAL: Kreis (31,76) Washington (35,67); COL: Trittschuh (71) |
| 09/06/97 | Columbus | W 3-0 | 10,383 | 14-13-0 | DAL: Rodriguez (66) Washington (74) Webber (76) |
| 09/11/97 | @San Jose | W 1-0 | 7,955 | 15-13-0 | DAL: Damian (70) |
| 09/14/97 | Los Angeles | L 1-3 | 9,032 | 15-14-0 | DAL: Santel (89); LA: Karapetyan (44) Pena (60) C. Jones (65) |
| 09/16/97 | @MetroStars | W 1-0 | 11,484 | 16-14-0 | DAL: Kreis (33) |
| 09/19/97 | @Los Angeles | L 1-2 | 19,421 | 16-15-0 | DAL: Damian (54); LA: Armas (35) Welton (83) |
| 09/25/97 | New England | L 1-2 | 6,897 | 16-16-0 | DAL: Elliott (31); NE: Moore (58) Keegan (88) |

FINAL REGULAR SEASON STANDINGS

| OVERALL | | | | | | | | | | HOME | | | | | AWAY | | | | |
|--------------------|----|----|----|---|-----|----|----|-----|----|------|---|----|----|----|------|---|----|----|--|
| EASTERN CONFERENCE | | | | | | | | | | | | | | | | | | | |
| | GP | W | L | T | PTS | GF | GA | GD | W | L | T | GF | GA | W | L | T | GF | GA | |
| D.C. United | 32 | 21 | 11 | 0 | 55 | 70 | 53 | 17 | 11 | 5 | 0 | 39 | 24 | 10 | 6 | 0 | 31 | 29 | |
| Tampa Bay | 32 | 17 | 15 | 0 | 45 | 55 | 60 | -5 | 12 | 4 | 0 | 34 | 22 | 5 | 11 | 0 | 21 | 38 | |
| Columbus | 32 | 15 | 17 | 0 | 39 | 42 | 41 | 1 | 11 | 5 | 0 | 25 | 15 | 4 | 12 | 0 | 17 | 26 | |
| New England | 32 | 15 | 17 | 0 | 37 | 40 | 53 | -13 | 11 | 5 | 0 | 25 | 20 | 4 | 12 | 0 | 15 | 33 | |
| New York | 32 | 13 | 19 | 0 | 35 | 43 | 53 | -10 | 9 | 7 | 0 | 25 | 22 | 4 | 12 | 0 | 18 | 31 | |
| WESTERN CONFERENCE | | | | | | | | | | | | | | | | | | | |
| | GP | W | L | T | PTS | GF | GA | GD | W | L | T | GF | GA | W | L | T | GF | GA | |
| Kansas City | 32 | 21 | 11 | 0 | 49 | 57 | 51 | 6 | 12 | 4 | 0 | 35 | 24 | 9 | 7 | 0 | 22 | 27 | |
| Los Angeles | 32 | 16 | 16 | 0 | 44 | 55 | 44 | 11 | 10 | 6 | 0 | 31 | 18 | 6 | 10 | 0 | 24 | 26 | |
| Dallas | 32 | 16 | 16 | 0 | 42 | 55 | 49 | 6 | 8 | 8 | 0 | 31 | 18 | 8 | 8 | 0 | 25 | 25 | |
| Colorado | 32 | 14 | 18 | 0 | 38 | 50 | 59 | -9 | 9 | 7 | 0 | 29 | 23 | 5 | 11 | 0 | 21 | 36 | |
| San Jose | 32 | 12 | 20 | 0 | 30 | 55 | 59 | -4 | 6 | 10 | 0 | 29 | 28 | 6 | 10 | 0 | 26 | 31 | |

* = PLAYED WITH OTHER TEAMS IN 1997. ONLY DALLAS BURN STATISTICS LISTED HERE.



1996 DALLAS BURN STATISTICS



RECORD
17-15-0, 41 pts

HEAD COACH
Dave Dir: 17-15-0

PLAYOFFS
1-2-0

MLS HONORS
Leonel Alvarez: MLS All-Star, MLS Best XI, Player of the Week (Week 19)
Jason Kreis: MLS All-Star, Player of the Month (July)
Mark Dodd: MLS All-Star Reserve, MLS Best XI, MLS Goalkeeper of the Year, Player of the Week (Week 11)
Mark Santel: MLS All-Star Reserve
Diego Sonora: MLS All-Star Reserve

| # | POS | PLAYER | GP | GS | MIN | G | A | SHT | SOG | FC | FS | OFF | CK | C | E |
|--------------------|-----|----------------------|----|----|------|----|----|-----|-----|-----|-----|-----|-----|----|---|
| 9 | F | JASON KREIS | 31 | 29 | 2564 | 13 | 5 | 90 | 41 | 38 | 48 | 7 | 47 | 4 | 0 |
| 9 | F | HUGO SANCHEZ | 23 | 21 | 1708 | 6 | 3 | 40 | 23 | 27 | 36 | 9 | 0 | 6 | 1 |
| 8 | F | GERELL ELLIOTT | 20 | 16 | 1523 | 5 | 7 | 43 | 24 | 15 | 25 | 20 | 1 | 0 | 0 |
| 13 | M | BRIAN HAYNES | 26 | 23 | 1983 | 4 | 3 | 29 | 16 | 26 | 40 | 3 | 48 | 1 | 0 |
| 10 | M-F | WASHINGTON RODRIGUEZ | 14 | 9 | 806 | 4 | 2 | 28 | 16 | 16 | 18 | 7 | 10 | 2 | 1 |
| 14 | M | LEONEL ALVAREZ | 22 | 22 | 1959 | 3 | 5 | 22 | 14 | 35 | 32 | 3 | 1 | 14 | 2 |
| 17 | F-M | *JOHN KERR | 12 | 10 | 840 | 3 | 1 | 18 | 10 | 8 | 14 | 6 | 2 | 0 | 0 |
| 4 | D | DIEGO SONORA | 31 | 31 | 2720 | 2 | 7 | 23 | 13 | 46 | 49 | 7 | 2 | 5 | 0 |
| 41 | M-F | TED ECK | 26 | 16 | 1564 | 2 | 6 | 24 | 15 | 34 | 37 | 18 | 3 | 3 | 0 |
| 11 | M | LAWRENCE LOZZANO | 31 | 31 | 2688 | 2 | 1 | 25 | 15 | 50 | 55 | 7 | 0 | 3 | 0 |
| 7 | M | MARK SANTEL | 30 | 28 | 2613 | 1 | 2 | 13 | 8 | 28 | 20 | 4 | 10 | 5 | 0 |
| 4 | M | CHAD ASHTON | 23 | 10 | 974 | 1 | 0 | 23 | 8 | 11 | 12 | 0 | 27 | 1 | 0 |
| 18 | D | RICHARD FARRER | 31 | 31 | 2758 | 1 | 0 | 3 | 2 | 35 | 29 | 1 | 0 | 2 | 0 |
| 17 | M | *ZAK IBSEN (DAL) | 16 | 14 | 1238 | 1 | 0 | 7 | 6 | 22 | 17 | 1 | 0 | 1 | 0 |
| 10 | F | *DANTE WASHINGTON | 6 | 2 | 257 | 1 | 0 | 10 | 5 | 5 | 10 | 2 | 0 | 0 | 0 |
| 00 | GK | JEFF CASSAR | 2 | 1 | 104 | 0 | 0 | 0 | 0 | 0 | 0 | 0 | 0 | 1 | 0 |
| 1 | GK | MARK DODD | 31 | 31 | 2776 | 0 | 0 | 0 | 0 | 0 | 3 | 0 | 0 | 1 | 0 |
| 5 | M | JORGE FLORES | 8 | 3 | 292 | 0 | 0 | 3 | 2 | 5 | 4 | 0 | 1 | 2 | 0 |
| 23 | F | JIMMY GLENN | 9 | 0 | 115 | 0 | 0 | 5 | 4 | 2 | 1 | 2 | 0 | 0 | 0 |
| 23 | D | RENE ORTIZ | 2 | 1 | 96 | 0 | 0 | 0 | 0 | 2 | 0 | 0 | 0 | 0 | 0 |
| 12 | D | BRANDON POLLARD | 10 | 9 | 820 | 0 | 0 | 3 | 1 | 8 | 8 | 0 | 0 | 0 | 0 |
| 3 | D | ED PUSKARICH | 18 | 14 | 1238 | 0 | 0 | 2 | 1 | 12 | 14 | 1 | 0 | 2 | 0 |
| OWN-GOALS RECEIVED | | | | | | 1 | | | | | | | | | |
| TEAM TOTALS | | | 32 | 32 | 2880 | 50 | 42 | 411 | 224 | 425 | 472 | 98 | 152 | 53 | 4 |
| OPPONENT TOTALS | | | 32 | 32 | 2880 | 48 | 45 | 443 | 244 | 473 | 424 | 82 | 184 | 47 | 3 |

GAME-WINNING GOALS: JASON KREIS 3, WASHINGTON RODRIGUEZ 2, SEVEN PLAYERS TIED WITH 1.
GAME-WINNING ASSISTS: GERELL ELLIOTT 2, TED ECK 2, LEONEL ALVAREZ 2, DIEGO SONORA 1, HUGO SANCHEZ 1, WASHINGTON RODRIGUEZ 1, JOHN KERR 1, BRIAN HAYNES 1.
PENALTY KICK GOALS/ATTEMPTS: HUGO SANCHEZ 1-1, WASHINGTON RODRIGUEZ 1-1, LEONEL ALVAREZ 1-1.

| DALLAS BURN INDIVIDUAL GOALKEEPING | | | | | | | | | | | | | | | |
|------------------------------------|-----|-------------|----|----|------|------|-----|----|------|----|----|----|----|---|----|
| # | POS | GOALKEEPER | GP | GS | MIN | SHTS | SV | GA | GAA | PG | PA | W | L | T | SO |
| 1 | GK | MARK DODD | 31 | 31 | 2776 | 235 | 160 | 45 | 1.46 | 5 | 5 | 17 | 14 | 0 | 6 |
| 00 | GK | JEFF CASSAR | 2 | 1 | 104 | 9 | 6 | 3 | 2.60 | 0 | 0 | 0 | 1 | 0 | 0 |
| TEAM TOTALS | | | 32 | 32 | 2880 | 244 | 166 | 48 | 1.50 | 5 | 5 | 17 | 15 | 0 | 6 |
| OPPONENT TOTALS | | | 32 | 32 | 2880 | 224 | 141 | 50 | 1.56 | 3 | 3 | 15 | 17 | 0 | 9 |

1996 REGULAR SEASON GAME-BY-GAME

| DATE | OPPONENT | RESULT | ATT. | W-L-T | NOTES: |
|----------|--------------|--------|--------|---------|---|
| 04/14/96 | San Jose | W 1-0 | 27,779 | 1-0-0 | |
| 04/18/96 | Kansas City | W 3-0 | 9,405 | 2-0-0 | DAL: Kreis (48) Rodriguez (72) Kerr (85) |
| 04/21/96 | @Colorado | L 1-3 | 21,711 | 2-1-0 | DAL: Kerr (59); COL: Balboa (48,64) Bartlett (57) |
| 04/28/96 | @Tampa Bay | W 2-1 | 14,084 | 3-1-0 | DAL: Kreis (24) Rodriguez (30); TB: Lassiter (81) |
| 05/01/96 | @D.C. United | L 1-3 | 11,253 | 3-2-0 | DAL: Rodriguez (43); DC: Diaz Arce (15) Etcheverry (53) Rammel (64) |
| 05/05/96 | Columbus | W 1-0 | 35,250 | 4-2-0 | |
| 05/11/96 | @Kansas City | W 3-2 | 17,706 | 5-2-0 | DAL: Kreis (27) Kerr (79) Rodriguez (85); KC: Preki (38,45) |
| 05/18/96 | D.C. United | W 3-2 | 23,251 | 6-2-0 | DAL: Kreis (40,82) Sanchez (88); DC: Sanneh (65) Agoos (90) |
| 05/23/96 | Tampa Bay | L 0-1 | 11,457 | 6-3-0 | TB: Lassiter (82) |
| 05/29/96 | @Colorado | L 0-2 | 10,971 | 6-4-0 | COL: C. Henderson (24) Harbor (67) |
| 06/02/96 | MetroStars | L 0-1 | 10,610 | 6-5-0 | MET: Wood (62) |
| 06/08/96 | San Jose | W 4-1 | 25,187 | 7-5-0 | DAL: Sanchez (15) Kreis (33) own goal (44) Sonora (65); SJ: E. Espinoza (12) |
| 06/15/96 | Colorado | W 2-1 | 9,704 | 8-5-0 | DAL: Sanchez (73); COL: Harbor (0) |
| 06/19/96 | @MetroStars | L 0-1 | 14,322 | 8-6-0 | |
| 06/23/96 | @New England | W 4-1 | 17,066 | 9-6-0 | DAL: Lozzano (36) Farrer (48) Santel (60) Haynes (89); NE: Keegan (27) |
| 06/29/96 | Kansas City | L 0-1 | 9,615 | 9-7-0 | KC: Sorber (39) |
| 07/04/96 | D.C. United | W 2-1 | 16,177 | 10-7-0 | DAL: Kreis (33); DC: Diaz Arce (61) |
| 07/07/96 | @D.C. United | L 1-6 | 11,244 | 10-8-0 | DAL: Ashton (69); DC: Diaz Arce (3,48,61,63) Rammel (18,77) |
| 07/10/96 | @MetroStars | L 2-3 | 17,416 | 10-9-0 | DAL: Alvarez (63) Sanchez (66); MET: Caricola (35) Savarese (48,77) |
| 07/17/96 | Los Angeles | W 5-2 | 17,665 | 11-9-0 | DAL: Kreis (23,47) Ibsen (28) Haynes (69) Elliott (83); LA: Hurtado (66) Jones (70) |
| 07/20/96 | @Kansas City | W 2-1 | 11,592 | 12-9-0 | DAL: Kreis (13) Elliott (75); KC: Preki (22) |
| 07/27/96 | Colorado | W 3-0 | 9,081 | 13-9-0 | DAL: Alvarez (53) Sanchez (64) Elliott (78) |
| 07/31/96 | @Columbus | W 2-1 | 13,190 | 14-9-0 | DAL: Kreis (27) Lozzano (47); CLB: McBride (83) |
| 08/10/96 | Tampa Bay | W 2-1 | 12,503 | 15-9-0 | DAL: Alvarez (16) Haynes (32); TB: Lassiter (35) |
| 08/14/96 | Columbus | L 2-3 | 7,338 | 15-10-0 | DAL: Elliott (73,76); CLB: Carrera (62) McBride (83) |
| 08/22/96 | @San Jose | L 0-1 | 13,359 | 15-11-0 | SJ: |
| 08/25/96 | @Los Angeles | W 3-2 | 19,279 | 16-11-0 | DAL: Sonora (23) Kreis (32) Washington (76); LA: Hurtado (53,80) |
| 09/04/96 | @New England | L 1-2 | 12,933 | 16-12-0 | DAL: Eck (74); NE: Watson (35) Moore (78) |
| 09/07/96 | New England | L 0-2 | 18,582 | 16-13-0 | NE: Sawatzky (19) Baba (43) |
| 09/11/96 | @San Jose | W 3-2 | 10,894 | 17-13-0 | DAL: Haynes (79) Kreis (87); SJ: E. Espinoza (49) Iroha (74) |
| 09/19/96 | Los Angeles | L 1-2 | 12,569 | 17-14-0 | DAL: Sanchez (23); LA: Hurtado (11) Vanney (48) |
| 09/22/96 | @Los Angeles | L 1-2 | 18,347 | 17-15-0 | DAL: Eck (89); LA: Noamouz (76) Garvey (82) |

FINAL REGULAR SEASON STANDINGS

| OVERALL | | | | | | | | | | HOME | | | | | AWAY | | | | |
|--------------------|----|----|----|---|-----|----|----|-----|----|------|---|----|----|---|------|---|----|----|--|
| EASTERN CONFERENCE | | | | | | | | | | | | | | | | | | | |
| | GP | W | L | T | PTS | GF | GA | GD | W | L | T | GF | GA | W | L | T | GF | GA | |
| Tampa Bay | 32 | 20 | 12 | 0 | 58 | 66 | 51 | 15 | 12 | 4 | 0 | 42 | 25 | 8 | 8 | 0 | 24 | 26 | |
| D.C. United | 32 | 16 | 16 | 0 | 46 | 62 | 56 | 6 | 11 | 5 | 0 | 41 | 22 | 5 | 11 | 0 | 21 | 34 | |
| New York | 32 | 15 | 17 | 0 | 39 | 45 | 47 | -2 | 9 | 7 | 0 | 26 | 22 | 6 | 10 | 0 | 19 | 25 | |
| Columbus | 32 | 15 | 17 | 0 | 37 | 59 | 60 | -1 | 8 | 8 | 0 | 32 | 27 | 7 | 9 | 0 | 27 | 33 | |
| New England | 32 | 15 | 17 | 0 | 33 | 43 | 56 | -13 | 10 | 6 | 0 | 25 | 20 | 5 | 11 | 0 | 18 | 36 | |
| WESTERN CONFERENCE | | | | | | | | | | | | | | | | | | | |
| | GP | W | L | T | PTS | GF | GA | GD | W | L | T | GF | GA | W | L | T | GF | GA | |
| Los Angeles | 32 | 19 | 13 | 0 | 49 | 59 | 49 | 10 | 11 | 5 | 0 | 31 | 17 | 8 | 8 | 0 | 28 | 32 | |
| Dallas | 32 | 17 | 15 | 0 | 41 | 50 | 48 | 2 | 10 | 6 | 0 | 25 | 17 | 7 | 9 | 0 | 25 | 31 | |
| Kansas City | 32 | 17 | 15 | 0 | 41 | 61 | 63 | -2 | 11 | 5 | 0 | 40 | 28 | 6 | 10 | 0 | 21 | 35 | |
| San Jose | 32 | 15 | 17 | 0 | 39 | 50 | 50 | 0 | 9 | 7 | 0 | 29 | 16 | 6 | 10 | 0 | 21 | 34 | |
| Colorado | 32 | 11 | 21 | 0 | 29 | 44 | 59 | -15 | 8 | 8 | 0 | 30 | 24 | 3 | 13 | 0 | 14 | 35 | |

* = PLAYED WITH OTHER TEAMS IN 1996. ONLY DALLAS BURN STATISTICS LISTED HERE.



FC DALLAS

ALL-TIME

STATS



ALL-TIME FC DALLAS MLS AWARD WINNERS

MLS BEST XI

| | | |
|-------|-----------------|-----|
| 2016: | Matt Hedges | DEF |
| 2016: | Mauro Diaz | MID |
| 2015: | Fabian Castillo | MID |
| 2015: | Matt Hedges | DEF |
| 2011: | Brek Shea | MID |
| 2010: | David Ferreira | MID |
| 2009: | Jeff Cunningham | FOR |
| 2008: | Kenny Cooper | FOR |
| 2004: | Ronnie O'Brien | MID |
| 2002: | Oscar Pareja | MID |
| 1999: | Jason Kreis | FOR |
| 1996: | Mark Dodd | GK |
| 1996: | Leonel Alvarez | DEF |

MLS GOAL OF THE DECADE

Carlos Ruiz (May 28, 2005 vs. D.C. United)

MLS SCORING CHAMPION

| Year | Player | G | A |
|------|-----------------|----|----|
| 1999 | Jason Kreis | 18 | 15 |
| 2009 | Jeff Cunningham | 17 | 8 |

MLS GOALKEEPER OF THE YEAR

1996.....Mark Dodd

MLS COMEBACK PLAYER OF THE YEAR

2006 Richard Mulrooney
2008 Kenny Cooper

MLS PLAYER OF THE MONTH

July 1996 Jason Kreis
May 1997Alain Sutter
June 1999 Jason Kreis
May 2005 Carlos Ruiz
May 2006 Carlos Ruiz
Sept. 2009.....Jeff Cunningham
Aug. 2010.....Kevin Hartman
July 2011.....Kevin Hartman
March 2014Mauro Diaz

MLS MVP

1999..... Jason Kreis
2010..... David Ferreira

MLS WORKS HUMANITARIAN OF THE YEAR

2017 Ryan Hollingshead
2012Chris Seitz

MLS ROOKIE OF THE YEAR

2014.....Tesho Akindele

MLS DEFENDER OF THE YEAR

2016.....Matt Hedges

MLS PLAYER OF THE WEEK

| YEAR | Player | Week |
|------|------------------|------|
| 1996 | Mark Dodd | 11 |
| | Leonel Alvarez | 19 |
| 1997 | Dante Washington | 5 |
| | Damian | 9 |
| | Dante Washington | 18 |
| 1999 | Jason Kreis | 1 |
| | Matt Jordan | 4 |
| | Jason Kreis | 5 |
| | Jason Kreis | 12 |
| | Jason Kreis | 17 |
| | Ariel Graziani | 23 |
| | Jason Kreis | 29 |
| | Jason Kreis | 30 |
| 2000 | Ariel Graziani | 1 |
| | Ariel Graziani | 16 |
| 2002 | Jason Kreis | 7 |
| | Bobby Rhine | 12 |
| | Antonio Martinez | 22 |
| 2003 | D.J. Countess | 28 |
| 2004 | Jeff Cassar | 15 |
| | Brad Davis | 17 |
| | Ronnie O'Brien | 22 |
| 2006 | Kenny Cooper | 16 |
| 2007 | Juan Tojoa | 15 |
| | Abe Thompson | 27 |
| 2008 | Kenny Cooper | 18 |
| | Kenny Cooper | 19 |
| 2009 | Jeff Cunningham | 16 |
| | Jeff Cunningham | 20 |
| | Jeff Cunningham | 26 |
| | Jeff Cunningham | 30 |
| 2010 | Brek Shea | 11 |
| | Jeff Cunningham | 19 |
| 2011 | David Ferreira | 4 |
| 2012 | David Ferreira | 24 |
| 2014 | Tesho Akindele | 23 |
| | Blas Perez | 27 |
| 2015 | Fabian Castillo | 7 |
| | Fabian Castillo | 9 |
| 2016 | Michael Barrios | 4 |
| 2017 | Maxi Urruti | 3 |



ALL-TIME FC DALLAS ALL-STAR

| | |
|-----------|---|
| 2018..... | Matt Hedges |
| 2017..... | Hernan Grana, Matt Hedges, Kellyn Acosta |
| 2016..... | Mauro Diaz, Kellyn Acosta |
| 2015..... | Fabian Castillo |
| 2013..... | Raul Fernandez, George John |
| 2012..... | Brek Shea |
| 2011..... | Brek Shea |
| 2010..... | David Ferreira, Heath Pearce |
| 2008..... | Kenny Cooper, Juan Toja |
| 2007..... | Juan Toja |
| 2006..... | Richard Mulrooney, Ronnie O'Brien, Dario Sala, Carlos Ruiz, Greg Vanney |
| 2005..... | Ronnie O'Brien, Greg Vanney, Simo Valakari, Scott Garlick, Carlos Ruiz, Eddie Johnson, Colin Clarke |
| 2004..... | Cory Gibbs, Ronnie O'Brien, Jason Kreis |
| 2003..... | Jason Kreis |
| 2002..... | Chad Deering, Ryan Suarez, Jason Kreis, Joselito Vaca |
| 2001..... | Chad Deering, Ariel Graziani, Jason Kreis, Lubos Kubik |
| 2000..... | Jason Kreis, Ariel Graziani |
| 1999..... | Matt Jordan, Jason Kreis, Leonel Alvarez |
| 1997..... | Damian, Mark Dodd, Diego Sonora, Alain Sutter, Dante Washington, Mark Santel |
| 1996..... | Diego Sonora, Mark Santel, Mark Dodd, Jason Kreis, Leonel Alvarez |

FC DALLAS TEAM AWARD WINNERS

MOST VALUABLE PLAYER

| | |
|-----------|-----------------|
| 1996..... | Leonel Alvarez |
| 1997..... | Mark Dodd |
| 1998..... | Jorge Rodriguez |
| 1999..... | Jason Kreis |
| 2000..... | Ariel Graziani |
| 2001..... | Oscar Pareja |
| 2002..... | Oscar Pareja |
| 2003..... | Jason Kreis |
| 2004..... | Simo Valakari |
| 2005..... | Ronnie O'Brien |
| 2006..... | Kenny Cooper |
| 2007..... | Juan Toja |
| 2008..... | Kenny Cooper |
| 2009..... | Jeff Cunningham |
| 2010..... | David Ferreira |
| 2011..... | Brek Shea |
| 2012..... | David Ferreira |
| 2014..... | Fabian Castillo |
| 2015..... | Fabian Castillo |
| 2016..... | Mauro Diaz |
| 2017..... | Michael Barrios |
| 2018..... | Matt Hedges |

GOLDEN BOOT

| | |
|-----------|------------------|
| 1996..... | Jason Kreis |
| 1997..... | Dante Washington |
| 1998..... | Jason Kreis |
| 1999..... | Jason Kreis |
| 2000..... | Jason Kreis |
| 2001..... | Ariel Graziani |
| 2002..... | Jason Kreis |
| 2003..... | Brad Davis |
| 2004..... | Eddie Johnson |
| 2005..... | Carlos Ruiz |
| 2006..... | Carlos Ruiz |
| 2007..... | Carlos Ruiz |
| 2008..... | Kenny Cooper |
| 2009..... | Jeff Cunningham |
| 2010..... | Jeff Cunningham |
| 2011..... | Brek Shea |
| 2012..... | Blas Perez |
| 2013..... | Blas Perez |
| 2014..... | Blas Perez |
| 2015..... | Fabian Castillo |
| 2016..... | Maxi Urruti |
| 2017..... | Maxi Urruti |
| 2018..... | Maxi Urruti |

DEFENDER OF THE YEAR

| | |
|-----------|------------------|
| 1996..... | Mark Dodd |
| 1997..... | Mark Dodd |
| 1998..... | Jorge Rodriguez |
| 1999..... | Matt Jordan |
| 2000..... | Jorge Rodriguez |
| 2001..... | Jorge Rodriguez |
| 2002..... | Tenywa Bonseu |
| 2003..... | D.J. Countess |
| 2004..... | Cory Gibbs |
| 2005..... | Greg Vanney |
| 2006..... | Chris Gbandi |
| 2007..... | Clarence Goodson |
| 2008..... | Pablo Ricchetti |
| 2009..... | Dario Sala |
| 2010..... | Kevin Hartman |
| 2011..... | Kevin Hartman |
| 2012..... | Kevin Hartman |
| 2014..... | Matt Hedges |
| 2015..... | Matt Hedges |
| 2016..... | Matt Hedges |
| 2017..... | Carlos Gruezo |
| 2018..... | Matt Hedges |

HUMANITARIAN OF THE YEAR

| | |
|-----------|-------------------|
| 2001..... | Matt Jordan |
| 2002..... | Matt Jordan |
| 2003..... | Bobby Rhine |
| 2004..... | Steve Jolley |
| 2005..... | Richard Mulrone |
| 2006..... | Richard Mulrone |
| 2007..... | Bobby Rhine |
| 2008..... | Pablo Ricchetti |
| 2009..... | Pablo Ricchetti |
| 2010..... | Daniel Hernandez |
| 2011..... | Daniel Hernandez |
| 2012..... | Chris Seitz |
| 2014..... | Zach Loyd |
| 2015..... | Zach Loyd |
| 2016..... | Zach Loyd |
| 2017..... | Ryan Hollingshead |
| 2018..... | Francis Atuahene |



ALL-TIME FC DALLAS DRAFT HISTORY

2018 SUPERDRAFT

| Round | Overall | Player | Position | College |
|-------|---------|------------------|------------|--------------|
| 1* | 4 | Francis Atuahene | Forward | Michigan |
| 1 | 11 | Ema Twumasi | Forward | Wake Forest |
| 2^ | 29 | Mauro Cichero | Forward | SMU |
| 2 | 34 | Chris Lema | Midfielder | Georgetown |
| 3 | 57 | Amer Sasivarevic | Midfielder | Grand Canyon |
| 4 | 80 | Noah Franke | Defender | Creighton |

* FC Dallas acquired pick from Montreal via a trade on 1/19/18 (\$200k of GAM).
^ FC Dallas acquired “conditional third-round pick” from Orlando via a trade on 8/3/16. Conditions met: 3rd round pick becomes 2nd round pick.

2017 SUPERDRAFT

| Round | Overall | Player | Position | College |
|-------|---------|-------------------|------------|------------------|
| 1 | 18 | Jacori Hayes | Midfeilder | Wake Forest |
| 2* | 37 | Walker Hume | Defender | UNC |
| 2 | 40 | Adonijah Reid | Forward | -- |
| 3^ | 53 | Austin Ledbetter | Defender | SIU Edwardsville |
| 3* | 59 | Dakota Barnathan | Midfielder | VCU |
| 3 | 62 | Wuilito Fernandes | Forward | UMass Lowell |
| 4 | 84 | Marco Carrizales | Midfielder | Furman |

* FC Dallas acquired second-round and third-round selections in the 2017 SuperDraft from LA Galaxy in exchange for goalkeeper Dan Kennedy.
^ FC Dallas acquired a third-round selection in the 2017 SuperDraft from New England Revolution in exchange for defender Je-Vaughn Watson.

2016 SUPERDRAFT

| Round | Overall | Player | Position | College |
|-------|---------|--------------|------------|--------------------------|
| 1 | 17 | Ryan Herman | Goalkeeper | University of Washington |
| 2 | 33 | Tim Pitter | Midfielder | Creighton |
| 3 | 45 | Colin Bonner | Forward | UNCW |
| 4 | 78 | Jacob Speed | Defender | SMU |

* FC Dallas acquired its second-round pick from Colorado via a trade on 01/14/16, Colorado has acquired the pick from Chicago via a trade on 01/14/16, Chicago Fire had acquired the pick from D.C. United via a trade on 01/06/16. * FC Dallas acquired its third-round pick from NYCFC via trade on 07/29/14.

2015 SUPERDRAFT

| Round | Overall | Player | Position | College |
|-------|---------|-----------------|------------|--------------------------------|
| 1 | 15 | Otis Earle | Defender | University of Calif. Riverside |
| 3 | 56 | Will Seymore | Defender | Oregon State |
| 4 | 76 | Jaineil Hoilett | Midfielder | -- |

* On 1/10/14, Colorado acquired this pick and allocation money from FC Dallas in exchange for head coach Óscar Pareja. As part of the deal, FC Dallas also had to buy out the remainder of Pareja’s contract with Colorado. Per the trade stipulations, the traded pick is the lower of FC Dallas’s two first-round selections.[ref 8] On 9 December 2013, FC Dallas had acquired this pick, originally a conditional second-round selection in the 2015 SuperDraft, and allocation money from Toronto FC in exchange for midfielder Jackson.[ref 9] The pick was upgraded to a first-round pick when Toronto resigned Jackson to a new contract following the 2014 season.

ALL-TIME FC DALLAS DRAFT HISTORY

2014 SUPERDRAFT

| Round | Overall | Player | Position | College |
|-------|---------|----------------|----------|--------------------------|
| 1* | 6 | Tesho Akindele | Forward | Colorado School of Mines |
| 3 | 43 | Nick Walker | Defender | Fairleigh Dickinson |
| 4 | 62 | Rony Santos | Defender | -- |

*FC Dallas originally held the fifth overall pick, and initially traded that pick to Montreal in exchange for the Impact’s 10th overall selection, a 2014 international roster spot and allocation money. Immediately after making that deal, FC Dallas sent allocation money and the 10th overall selection to Philadelphia to move back up in the draft order to the sixth overall selection where the club snagged Akindele.

2013 SUPERDRAFT

| Round | Overall | Player | Position | College |
|-------|---------|-------------------|------------|---------|
| 1 | 7 | Walker Zimmerman | Defender | Furman |
| 2 | 20 | Ryan Hollingshead | Midfielder | UCLA |

2013 SUPPLEMENTAL DRAFT

| Round | Overall | Player | Position | College |
|-------|---------|---------------|------------|------------|
| 1 | 7 | Cameron Brown | Midfielder | UNC |
| 2 | 26 | Kyle Zobeck | Goalkeeper | Valparaiso |
| 3 | 45 | Cam Wilder | Midfielder | Kentucky |
| 4 | 64 | TJ Nelson | Defender | SMU |

2012 SUPERDRAFT

| Round | Overall | Player | Position | College |
|-------|---------|-------------|----------|---------|
| 1 | 11 | Matt Hedges | Defender | UNC |

2012 SUPPLEMENTAL DRAFT

| Round | Overall | Player | Position | College |
|-------|---------|--------------|----------|-----------------------|
| 1 | 11 | Alex Lee | Defender | Maryland |
| 3 | 49 | Walter Hines | Forward | St. John’s University |
| 4 | 68 | Ian Kalis | Defender | SMU |

2011 SUPERDRAFT

| Round | Overall | Player | Position | College |
|-------|---------|------------------|------------|-----------------|
| 1 | 17 | Bobby Warshaw | Midfielder | Stanford |
| 2 | 35 | Charlie Campbell | Defender | Louisville |
| 3 | 53 | Scott Gordon | Defender | Lynn University |

2011 SUPPLEMENTAL DRAFT

| Round | Overall | Player | Position | College |
|-------|---------|-----------------|------------|---------------------|
| 1* | 15 | Alexis Pradie | Forward | Embry-Riddle |
| 1 | 17 | Paul Ogunyemi | Defender | Schoolcraft College |
| 1** | 18 | Brayan Martinez | Midfielder | Seton Hall |
| 2 | 35 | Kekoa Osorio | Midfielder | SMU |
| 3 | 53 | Craig Hill | Goalkeeper | SMU |

*Acquired a conditional draft pick from San Jose on April 28, 2009, which became this selection, in exchange for defender Aaron Pitchkolan.
**Acquired this selection and a conditional 2012 MLS SuperDraft selection from Colorado in exchange for defender Anthony Wallace on July 30, 2010.



ALL-TIME FC DALLAS DRAFT HISTORY

2010 SUPERDRAFT

| Round | Overall | Player | Position | College |
|-------|---------|-----------------|---------------------|----------------|
| 1* | 5 | Zach Loyd | Defender/Midfielder | North Carolina |
| 2** | 21 | Andrew Wiedeman | Forward | California |
| 3 | 38 | Jason Yeisley | Forward | Penn State |
| 3*** | 44 | Eric Alexander | Midfielder | Indiana |
| 4 | 54 | Dane Saintus | Forward | SMU |

*Acquired from Toronto FC on February 24, 2009, in exchange for Adrian Serieux.
**Conditional pick acquired from Toronto FC in exchange for Fuad Abraham on June 13, 2008.
***Acquired Columbus’ 2010 second and third round picks in exchange for Dallas’ second and third round picks in 2008 MLS SuperDraft. Dallas’ traded the 2010 SuperDraft second round pick to RSL in exchange for D Kyle Davies on 4/28/09. FCD traded its natural second round pick to the Colorado Rapids in exchange for Ugo Ihemelu.

2010 DISCOVERY SELECTIONS

| Round | Overall | Player | Position | College |
|-------|---------|--------------|------------|--------------|
| N/A | N/A | Edson Edward | Defender | Graceland |
| N/A | N/A | Sean Kelley | Goalkeeper | George Mason |

2009 SUPERDRAFT

| Round | Overall | Player | Position | College |
|-------|---------|----------------|----------|----------------|
| 1 | 5 | Peri Marosevic | Forward | Michigan |
| 1* | 14 | George John | Defender | Washington |
| 2** | 29 | Brian Shriver | Forward | North Carolina |

*Acquired from the San Jose Earthquakes on July 28, 2008, along with partial allocation, in exchange for Arturo Alvarez.
**Acquired in an agreement with RSL for former Dallas goalkeeper coach Jeff Cassar in 2007. Notes: FC Dallas traded its 39th overall pick (3rd round) to Toronto FC on 8/8/08, in exchange for Jeff Cunningham. In addition, FCD traded its natural fourth round pick to Kansas City on 7/21/08, in exchange for an international player slot valid only for the remainder of the 2008 season.

2009 DISCOVERY SELECTIONS

| Round | Overall | Player | Position | College |
|-------|---------|-------------|------------|-----------------------|
| N/A | N/A | Juan Guerra | Midfielder | Florida International |
| N/A | N/A | JD Binger | Defender | Messiah College |

2008 SUPERDRAFT

| Round | Overall | Player | Position | College |
|-------|---------|---------------|------------|------------------|
| 1* | 2 | Brek Shea | Midfielder | -- |
| 1 | 8 | Josh Lambo | Goalkeeper | -- |
| 2** | 19 | Eric Avila | Midfielder | UC-Santa Barbara |
| 4*** | 45 | Jamil Roberts | Defender | UC-Santa Clara |
| 4 | 50 | Ben Nason | Midfielder | Virginia Tech |

* Acquired from Toronto FC on Mar. 20, 2007, along with a partial allocation, in exchange for Richard Mulrooney.
**Acquired from Colorado on 1/12/07, along with the ‘07 second round pick used to select Andrew Daniels, in exchange for Greg Vanney.
*** Acquired from RSL on 1/12/07, in exchange for the 48th overall selection in the 2007 SuperDraft. Note: Dallas traded its 22nd (2nd round) and 31st (3rd round) overall picks to the Columbus in exchange for the Crew’s natural 2nd and 3rd round selections in 2010.

ALL-TIME FC DALLAS DRAFT HISTORY

2008 SUPPLEMENTAL DRAFT

| Round | Overall | Player | Position | College |
|-------|---------|-------------------|------------|----------|
| 2 | 22 | Yannick Reyerling | Forward | Virginia |
| 3 | 36 | Ben Shuleva | Midfielder | SMU |

2007 SUPERDRAFT

| Round | Overall | Player | Position | College |
|-------|---------|------------------|---------------------|---------------|
| 1 | 9 | Anthony Wallace | Defender/Midfielder | South Florida |
| 2* | 14 | Abdus Ibrahim | Forward | -- |
| 2** | 18 | Andrew Daniels | Forward | Brown |
| 2 | 22 | Ryan Guy | Forward | San Diego |
| 3 | 28 | Scott Jones | Forward | NC-Greensboro |
| 4 | 43 | Tommy Krizanovic | Forward | Jacksonville |

*Acquired from Toronto FC, along with Adrian Serieux, on Nov. 17, 2006 in exchange for Ronnie O’Brien.
**Acquired from Colorado on Jan. 12, 2007, along with a second round pick in 2008, in exchange for Greg Vanney and a third round pick in 2008.

2007 SUPPLEMENTAL DRAFT

| Round | Overall | Player | Position | College |
|-------|---------|------------------|------------|---------|
| 1 | 9 | Sandy Gbandi Jr. | Midfielder | UAB |
| 4 | 45 | Chase Wileman | Midfielder | SMU |

2006 SUPERDRAFT

| Round | Overall | Player | Position | College |
|-------|---------|---------------------|---------------------|-----------------------|
| 1 | 6 | Dax McCarty | Midfielder | North Carolina |
| 2 | 15 | Justin Moore | Defender | Clemson |
| 2 | 18 | Blake Wagner | Defender/Midfielder | -- |
| 2 | 22 | Dominic Oduro | Forward | Virginia Commonwealth |
| 3 | 30 | Ray Burse Jr. | Goalkeeper | Ohio State |
| 4* | 42 | Michael Dello-Russo | Midfielder | Maryland |
| 4 | 43 | Mike Ambersly | Forward | Indiana |

* FC Dallas traded its 38th overall selection to Columbus for a third round pick in 2007.

2006 SUPPLEMENTAL DRAFT

| Round | Overall | Player | Position | College |
|-------|---------|-------------------|--------------------|-------------------------|
| 1 | 6 | Christopher Joyce | Forward | Franklin Pierce |
| 1 | 8 | Miguel Guante | Defender | Portland |
| 2 | 18 | Brad Napper | Midfielder/Forward | NorthWESTERN CONFERENCE |
| 3 | 30 | Sean Babcock | Midfielder | Portland |
| 4 | 39 | Peter Louis | Forward | Coastal Carolina |

2005 SUPERDRAFT

| Round | Overall | Player | Position | College |
|-------|---------|------------------|------------|--------------|
| 1* | 6 | Drew Moor | Defender | Indiana |
| 3 | 27 | Winston Marshall | Midfielder | Wright State |
| 3 | 28 | Chris Gomez | Goalkeeper | Brown |
| 4 | 40 | Julian Nash | Forward | Creighton |

* FC Dallas traded its 4th overall selection, an allocation and Brad Davis to San Jose for Richard Mulrooney, Arturo Alvarez, the 6th overall pick and the 29th overall pick. Dallas then traded its 12th overall selection to the MetroStars for Cornell Glen. FC Dallas also traded its 29th overall pick to Chicago for Henry Ring and a 2006 second round pick.



ALL-TIME FC DALLAS DRAFT HISTORY

2005 SUPPLEMENTAL DRAFT

Table with 5 columns: Round, Overall, Player, Position, College. Rows include Kevin Wilson, Abe Thompson, Aaron Pitchkolan, Drew Cavanagh, Chris Schwarze, and Sammy Tamporello.

2004 SUPERDRAFT

Table with 5 columns: Round, Overall, Player, Position, College. Rows include Ramon Nunez, Clarence Goodson, Ty Maurin, David Wagenfuhr, and Edwin Miranda.

* Dallas traded its 4th overall selection and Shavar Thomas to Kansas City for the 7th overall pick and defender Carey Talley and midfielder Eric Quill.

2003 SUPERDRAFT

Table with 5 columns: Round, Overall, Player, Position, College. Rows include Shavar Thomas, Jason Thompson, David Comfort, Mike Tranchilla, Michael Mariscalco, and Andy Rosenband.

* Dallas traded its 12th and 55th overall selections to LA for the 10th pick. FCD also traded its fourth selection to the New York Red Bulls for M Brad Davis.

2002 SUPERDRAFT

Table with 5 columns: Round, Overall, Player, Position, College. Rows include Chris Gbandi, Carl Bussey, Lee Morrison, Jordan Stone, Matt Behncke, Aduino Neto, Jeremie Piette, and Ricardo Villar.

* Dallas traded its 6th overall selection to San Jose for the 9th and 12th overall picks.

2001 SUPERDRAFT

Table with 5 columns: Round, Overall, Player, Position, College. Rows include Joselito Vaca, Ryan Suarez, Edward Johnson, Josue Mayard, Adam Zapala, Gary DePalma, Miguel Saavedra, and Roberto Najarro.

ALL-TIME FC DALLAS DRAFT HISTORY

*Dallas traded its 6th round pick in the '02 SuperDraft to Chicago for the Fire's 6th round selection in the '01 SuperDraft.

2000 SUPERDRAFT

Table with 5 columns: Round, Overall, Player, Position, College. Rows include Aleksey Korol, Antonio Martinez, Steve Bernal, Brian Piesner, Seth Marks, and Angel Rivillo.

* Dallas traded Dante Washington to Columbus for the Crew's first-round pick (3rd overall). It traded that pick to Colorado for the Rapids' first-round pick (5th overall) and their first-round pick in the 2001 draft.

1999 SUPPLEMENTAL DRAFT

Table with 5 columns: Round, Overall, Player, Position, College. Rows include Kirk Wilson and Gabe Jones.

1999 COLLEGE DRAFT

Table with 5 columns: Round, Overall, Player, Position, College. Rows include Lazo Alavanja, Bobby Rhine, Paul Broome, Darren Warham, Andrew Parrish, and Aaron Lewis.

*Dallas obtained the 4th and 12th overall picks from Chicago in exchange for the rights to Dema Kovalenko, who had been assigned to Dallas as a Project-40 player.

1998 COLLEGE DRAFT

Table with 5 columns: Round, Overall, Player, Position, College. Rows include Matt Jordan, Hans Wittusen, and Matt Caution.

*The Burn traded its 1999 2nd round college pick for Miami's 1998 3rd round pick. Dallas had traded its 1998 3rd round college pick to Tampa Bay in 1997 for Peter Hatstrup.

1998 SUPPLEMENTAL DRAFT

Table with 5 columns: Round, Overall, Player, Position, College. Rows include Chris Fox, Ernest Inneh, and Darren Sawatzky.

1997 COLLEGE DRAFT

Table with 5 columns: Round, Overall, Player, Position, College. Rows include Temoc Suarez and Alan Branigan.

*Dallas traded its 1st round pick in supplemental draft plus a 3rd round pick in college draft to New England for the Revolution's 1st round pick in the supplemental draft.



ALL-TIME FC DALLAS DRAFT HISTORY

1997 SUPPLEMENTAL DRAFT

| Round | Overall | Player | Position | College |
|-------|---------|-----------------|----------|--------------|
| 1 | 2 | Wade Webber | Defender | Portland |
| 1 | 4 | Dan Stebbins | Forward | Notre Dame |
| 2 | 20 | Joey Martinez | Defender | --- |
| 3 | 26 | Eric Stempinski | Forward | UW-Milwaukee |

1996 DRAFT

| Round | Overall | Player | Position | College |
|-------|---------|------------------|------------|----------------|
| 1 | 3 | Ted Eck | Forward | W. Illinois |
| 2 | 13 | Tom Soehn | Defender | W. Illinois |
| 3 | 23 | Lawrence Lozzano | Defender | --- |
| 4 | 33 | Brian Haynes | Midfielder | Erskine |
| 5 | 43 | Jason Kreis | Midfielder | Duke |
| 6 | 53 | Mark Dodd | Goalkeeper | Duke |
| 7 | 63 | Rene Ortiz | Defender | --- |
| 8 | 73 | Gerell Elliot | Forward | Fresno St. |
| 9 | 83 | John Kerr, Jr. | Midfielder | Duke |
| 10 | 93 | Jim McGeough | Defender | Farmingdale JC |
| 11 | 103 | Jorge Flores | Midfielder | --- |
| 12 | 113 | Richard Farrer | Defender | New Mexico |
| 13 | 123 | Jimmy Glenn | Forward | Clemson |
| 14 | 133 | Steve Keller | Midfielder | Indiana |
| 15 | 143 | Ed Puskarich | Defender | SMU |
| 16 | 153 | Gabriel Gentile | Midfielder | North Texas |

1996 SUPPLEMENTAL DRAFT

| Round | Overall | Player | Position | College |
|-------|---------|-------------|------------|----------------|
| 2 | 14 | Vagner | Defender | --- |
| 2 | 18 | Chad Ashton | Midfielder | North Carolina |
| 3 | 28 | Jon Walker | Goalkeeper | Louisville |

*Note: Dallas traded its first round pick to NY/NJ for MetroStars’ 1st round pick in college draft.

1996 COLLEGE DRAFT

| Round | Overall | Player | Position | College |
|-------|---------|-----------------|------------|----------------|
| 1 | 3 | Brandon Pollard | Defender | Virginia |
| 1 | 8 | Jeff Cassar | Goalkeeper | Florida Int’l |
| 3 | 28 | Brandon Cavitt | Midfielder | Sacramento St. |

*Note: Dallas traded its second round selection to Tampa Bay for the Mutiny’s 2nd round pick in supplemental draft.

ALL-TIME FC DALLAS PLAYER ALLOCATIONS

1996 ALLOCATIONS

| Player | Date Allocated | Country |
|----------------------|------------------|---------------|
| Hugo Sanchez | October 17, 1995 | Mexico |
| Mark Santel | January 22, 1996 | United States |
| Washington Rodriguez | January 24, 1996 | Uruguay |
| Leonel Alvarez | February 5, 1996 | Colombia |
| Diego Sonora | April 2, 1996 | Argentina |

1997 ALLOCATIONS

| Player | Date Allocated | Country |
|-----------------|------------------|-------------|
| Daniel Peinado | January 22, 1997 | Argentina |
| Jorge Rodriguez | March 19, 1997 | El Salvador |
| Alain Sutter | April 21, 1997 | Switzerland |
| Damian Alvarez | April 28, 1997 | Mexico |

1998 ALLOCATIONS

| Player | Date Allocated | Country |
|----------------|-----------------|---------------|
| Leonel Alvarez | January 9, 1998 | Colombia |
| Chad Deering | July 2, 1998 | United States |

2004 ALLOCATION

| Player | Date Allocated | Country |
|------------|------------------|---------------|
| Cory Gibbs | February 5, 2004 | United States |

2014 ALLOCATION

| Player | Date Allocated | Country |
|-----------|----------------|---------------|
| Cobi Span | Jan. 9, 2014 | United States |



YEAR-BY-YEAR MLS RECORD

| OVERALL RECORD | | | | | | |
|----------------|-------------|--------|--------|-------|-------|-------|
| | W-L-T | PTS | OT | ShO | GF | GA |
| 1996 | 17-15-0 | 41 | 0-0-0 | 5-3 | 50 | 48 |
| 1997 | 16-16-0 | 42 | 0-0-0 | 3-2 | 55 | 49 |
| 1998 | 15-17-0 | 37 | 0-0-0 | 4-2 | 43 | 59 |
| 1999 | 19-13-0 | 51 | 0-0-0 | 3-6 | 54 | 35 |
| 2000 | 14-14-4 | 46 | 0-0-4 | 0-0 | 54 | 54 |
| 2001 | 10-11-5 | 35 | 2-1-5 | 0-0 | 48 | 47 |
| 2002 | 12-9-7 | 43 | 3-0-7 | 0-0 | 44 | 43 |
| 2003 | 6-19-5 | 23 | 0-1-5 | 0-0 | 35 | 64 |
| 2004 | 10-14-6 | 36 | - | - | 34 | 45 |
| 2005 | 13-10-9 | 48 | - | - | 52 | 44 |
| 2006 | 16-12-4 | 52 | - | - | 48 | 44 |
| 2007 | 13-12-5 | 44 | - | - | 37 | 44 |
| 2008 | 8-10-12 | 36 | - | - | 45 | 41 |
| 2009 | 11-13-6 | 39 | - | - | 50 | 47 |
| 2010 | 14-4-12 | 50 | - | - | 42 | 28 |
| 2011 | 15-12-7 | 52 | - | - | 42 | 39 |
| 2012 | 9-13-12 | 39 | - | - | 42 | 47 |
| 2013 | 11-12-11 | 44 | - | - | 48 | 52 |
| 2014 | 16-12-6 | 54 | - | - | 55 | 45 |
| 2015 | 18-10-6 | 60 | - | - | 52 | 39 |
| 2016 | 17-8-9 | 60 | - | - | 50 | 40 |
| 2017 | 11-10-13 | 46 | - | - | 48 | 48 |
| 2018 | 16-9-9 | 57 | - | - | 52 | 44 |
| TOTAL | 305-275-150 | 1,065 | 5-2-21 | 15-13 | 1,080 | 1,046 |
| HOME RECORD | | | | | | |
| | W-L-T | OT | ShO | GF | GA | |
| 1996 | 10-6-0 | 0-0-0 | 4-1 | 25 | 17 | |
| 1997 | 8-8-0 | 0-0-0 | 1-1 | 30 | 24 | |
| 1998 | 8-8-0 | 0-0-0 | 1-1 | 23 | 26 | |
| 1999 | 13-3-0 | 0-0-0 | 1-1 | 35 | 14 | |
| 2000 | 11-3-2 | 0-0-2 | 0-0 | 37 | 22 | |
| 2001 | 6-5-2 | 1-0-2 | 0-0 | 25 | 18 | |
| 2002 | 8-4-2 | 2-0-2 | 0-0 | 22 | 15 | |
| 2003 | 5-8-2 | 0-1-2 | 0-0 | 24 | 31 | |
| 2004 | 6-5-4 | - | - | 22 | 18 | |
| 2005 | 8-3-5 | - | - | 28 | 20 | |
| 2006 | 12-3-1 | - | - | 28 | 14 | |
| 2007 | 7-5-3 | - | - | 17 | 17 | |
| 2008 | 5-4-6 | - | - | 23 | 19 | |
| 2009 | 8-3-4 | - | - | 28 | 19 | |
| 2010 | 8-1-6 | - | - | 42 | 28 | |
| 2011 | 9-5-3 | - | - | 20 | 11 | |
| 2012 | 6-3-8 | - | - | 21 | 16 | |
| 2013 | 9-3-5 | - | - | 29 | 22 | |
| 2014 | 12-4-1 | - | - | 33 | 22 | |
| 2015 | 13-2-2 | - | - | 33 | 15 | |
| 2016 | 12-1-4 | - | - | 33 | 12 | |
| 2017 | 8-2-7 | - | - | 33 | 20 | |
| 2018 | 10-2-5 | - | - | 32 | 19 | |
| TOTAL | 202-91-72 | 3-1-8 | 7-4 | 626 | 424 | |
| AWAY RECORD | | | | | | |
| | W-L-T | OT | ShO | GF | GA | |
| 1996 | 7-9-0 | 0-0-0 | 1-2 | 25 | 31 | |
| 1997 | 8-8-0 | 0-0-0 | 2-1 | 25 | 25 | |
| 1998 | 7-9-0 | 0-0-0 | 3-1 | 20 | 33 | |
| 1999 | 6-10-0 | 0-0-0 | 2-5 | 19 | 21 | |
| 2000 | 3-11-2 | 0-0-2 | 0-0 | 17 | 32 | |
| 2001 | 4-6-3 | 1-1-3 | 0-0 | 23 | 29 | |
| 2002 | 4-5-5 | 1-0-5 | 0-0 | 22 | 28 | |
| 2003 | 1-11-3 | 0-0-3 | 0-0 | 11 | 33 | |
| 2004 | 4-9-2 | - | - | 12 | 27 | |
| 2005 | 5-7-4 | - | - | 24 | 24 | |
| 2006 | 4-9-3 | - | - | 20 | 30 | |
| 2007 | 6-7-2 | - | - | 20 | 27 | |
| 2008 | 3-6-6 | - | - | 22 | 22 | |
| 2009 | 3-10-2 | - | - | 22 | 28 | |
| 2010 | 4-3-8 | - | - | 17 | 15 | |
| 2011 | 6-7-4 | - | - | 22 | 28 | |
| 2012 | 3-10-4 | - | - | 21 | 31 | |
| 2013 | 2-9-6 | - | - | 19 | 30 | |
| 2014 | 4-8-5 | - | - | 22 | 23 | |
| 2015 | 5-8-4 | - | - | 19 | 24 | |
| 2016 | 5-7-5 | - | - | 17 | 28 | |
| 2017 | 3-8-6 | - | - | 15 | 28 | |
| 2018 | 6-7-4 | - | - | 20 | 25 | |
| TOTAL | 103-184-78 | 2-1-13 | 8-9 | 454 | 622 | |

REGULAR SEASON RECORDS VERSUS OPPONENTS

| OVERALL RECORD | | | | | | |
|------------------------|-----|-------------|--------|-------|------|------|
| vs. Team | GP | W-L-T | OT | ShO | GF | GA |
| Atlanta United FC | 2 | 1-1-0 | -- | -- | 3 | 5 |
| Chicago Fire | 42 | 22-16-4 | 1-1-1 | 2-1 | 77 | 65 |
| Chivas USA | 23 | 13-6-9 | -- | -- | 38 | 30 |
| Colorado Rapids | 72 | 32-23-17 | 0-0-1 | 2-1 | 111 | 88 |
| Columbus Crew SC | 47 | 17-19-11 | 1-0-4 | 1-1 | 63 | 63 |
| D.C. United | 44 | 21-16-8 | 1-0-1 | 4-0 | 77 | 76 |
| Houston Dynamo | 33 | 10-10-13 | -- | -- | 50 | 48 |
| LA Galaxy | 72 | 27-33-12 | 1-0-7 | 1-1 | 103 | 124 |
| Los Angeles FC | 2 | 1-0-1 | -- | -- | 3 | 2 |
| Miami Fusion | 8 | 3-4-1 | 0-0-1 | 0-1 | 14 | 15 |
| Minnesota United FC | 4 | 3-1-0 | -- | -- | 6 | 4 |
| Montreal Impact | 7 | 5-1-1 | 0-0-1 | 0-1 | 12 | 6 |
| New England Revolution | 44 | 18-23-3 | 0-0-1 | 1-1 | 60 | 68 |
| New York Red Bulls | 45 | 17-22-6 | 0-1-1 | 0-1 | 63 | 66 |
| New York City FC | 4 | 1-1-2 | -- | -- | 6 | 7 |
| Orlando City SC | 4 | 3-0-1 | -- | -- | 8 | 0 |
| Philadelphia Union | 11 | 6-1-4 | -- | -- | 20 | 11 |
| Portland Timbers | 20 | 7-6-7 | -- | -- | 35 | 26 |
| Real Salt Lake | 38 | 19-12-7 | -- | -- | 56 | 43 |
| San Jose Earthquakes | 62 | 20-28-15 | -- | 3-4 | 75 | 98 |
| Seattle Sounders | 24 | 6-12-6 | -- | -- | 26 | 41 |
| Sporting Kansas City | 60 | 23-25-12 | 0-0-4 | 1-2 | 92 | 91 |
| Tampa Bay Mutiny | 18 | 10-8-0 | 1-0-0 | -- | 29 | 26 |
| Toronto FC | 17 | 10-2-5 | -- | -- | 26 | 18 |
| Vancouver Whitecaps FC | 20 | 10-5-5 | -- | -- | 27 | 22 |
| TOTALS | 730 | 305-275-150 | 5-2-21 | 15-13 | 1080 | 1046 |
| HOME RECORD | | | | | | |
| vs. Team | GP | W-L-T | OT | ShO | GF | GA |
| Atlanta United FC | 1 | 1-0-0 | -- | -- | 3 | 2 |
| Chicago Fire | 20 | 14-4-2 | 1-0-0 | 1-0 | 46 | 27 |
| Chivas USA | 15 | 6-2-7 | -- | -- | 17 | 12 |
| Colorado Rapids | 37 | 23-8-6 | -- | 2-1 | 65 | 39 |
| Columbus Crew SC | 22 | 12-6-4 | 1-0-0 | 1-1 | 37 | 25 |
| D.C. United | 23 | 14-6-3 | -- | 2-0 | 41 | 28 |
| Houston Dynamo | 15 | 6-3-6 | -- | -- | 21 | 17 |
| Sporting Kansas City | 29 | 14-10-5 | 0-0-1 | 0-2 | 54 | 34 |
| LA Galaxy | 35 | 21-9-7 | -- | -- | 65 | 52 |
| Los Angeles FC | 1 | 1-0-0 | -- | -- | 2 | 1 |
| Miami Fusion | 4 | 2-1-1 | 0-0-1 | -- | 7 | 8 |
| Minnesota United FC | 2 | 2-0-0 | -- | -- | 4 | 0 |
| Montreal Impact | 4 | 4-0-0 | 0-0-1 | -- | 9 | 3 |
| New England Revolution | 23 | 10-11-2 | 0-0-1 | -- | 30 | 29 |
| New York Red Bulls | 22 | 9-9-4 | 0-1-0 | -- | 33 | 29 |
| New York City FC | 2 | 1-0-1 | -- | -- | 3 | 2 |
| Orlando City SC | 2 | 1-0-0 | -- | -- | 6 | 0 |
| Philadelphia Union | 6 | 5-0-1 | -- | -- | 12 | 3 |
| Portland Timbers | 11 | 6-1-4 | -- | -- | 25 | 11 |
| Real Salt Lake | 17 | 13-1-3 | -- | -- | 34 | 13 |
| San Jose Earthquakes | 31 | 12-12-7 | -- | 1-0 | 39 | 44 |
| Seattle Sounders | 13 | 5-3-5 | -- | -- | 18 | 12 |
| Tampa Bay Mutiny | 9 | 5-4-0 | -- | -- | 14 | 11 |
| Toronto FC | 11 | 7-0-3 | -- | -- | 18 | 9 |
| Vancouver Whitecaps FC | 9 | 7-1-1 | -- | -- | 16 | 8 |
| TOTALS | 365 | 202-91-72 | 3-1-8 | 7-4 | 626 | 424 |
| AWAY RECORD | | | | | | |
| vs. Team | GP | W-L-T | OT | ShO | GF | GA |
| Atlanta United FC | 1 | 0-1-0 | -- | -- | 0 | 3 |
| Chicago Fire | 22 | 8-12-2 | 0-1-1 | 1-1 | 31 | 38 |
| Chivas USA | 13 | 7-4-2 | -- | -- | 21 | 18 |
| Colorado Rapids | 35 | 9-15-11 | 0-0-1 | -- | 46 | 49 |
| Columbus Crew SC | 25 | 5-13-7 | 0-0-4 | -- | 26 | 38 |
| D.C. United | 21 | 6-10-5 | 1-0-1 | 2-0 | 32 | 48 |
| Houston Dynamo | 17 | 4-7-6 | -- | -- | 26 | 28 |
| Sporting Kansas City | 31 | 9-15-7 | 0-0-3 | 1-0 | 38 | 57 |
| LA Galaxy | 36 | 7-24-5 | 0-0-2 | 1-1 | 38 | 72 |
| Los Angeles FC | 1 | 0-0-1 | -- | -- | 1 | 1 |
| Miami Fusion | 4 | 1-3-0 | -- | -- | 7 | 7 |
| Minnesota United FC | 2 | 1-1-0 | -- | -- | 2 | 4 |
| Montreal Impact | 3 | 1-1-1 | -- | -- | 3 | 3 |
| New England Revolution | 21 | 8-12-1 | -- | 1-1 | 30 | 39 |
| New York Red Bulls | 23 | 8-13-2 | 0-0-1 | 0-1 | 30 | 37 |
| New York City FC | 2 | 0-1-1 | -- | -- | 3 | 5 |
| Orlando City SC | 2 | 1-0-1 | -- | -- | 2 | 0 |
| Philadelphia Union | 5 | 1-1-3 | -- | -- | 8 | 8 |
| Portland Timbers | 9 | 1-5-3 | -- | -- | 10 | 15 |
| Real Salt Lake | 21 | 6-11-4 | -- | -- | 22 | 31 |
| San Jose Earthquakes | 32 | 8-16-8 | -- | 2-4 | 36 | 54 |
| Seattle Sounders | 11 | 1-9-1 | -- | -- | 8 | 29 |
| Tampa Bay Mutiny | 9 | 5-4-0 | 1-0-0 | -- | 15 | 15 |
| Toronto FC | 8 | 3-2-3 | -- | -- | 8 | 9 |
| Vancouver Whitecaps FC | 11 | 3-4-4 | -- | -- | 11 | 14 |
| TOTALS | 365 | 103-184-178 | 2-1-13 | 8-9 | 454 | 622 |



ALL-TIME FC DALLAS PLAYER REGISTRY

| UNF | POS | PLAYER | GP | GS | MIN | G | A | SHT | SOG | FC | FS | C | E |
|-----|-----|--------------------|-----|-----|-------|----|----|-----|-----|-----|-----|----|---|
| 9 | F | Jason Kreis | 247 | 227 | 20290 | 91 | 65 | 686 | 313 | 357 | 358 | 34 | 2 |
| 33 | F | Kenny Cooper | 121 | 105 | 9215 | 46 | 11 | 314 | 156 | 128 | 173 | 8 | 1 |
| 7 | F | Blas Perez | 97 | 78 | 7059 | 36 | 14 | 197 | 89 | 141 | 164 | 14 | 5 |
| 11 | F | Fabian Castillo | 159 | 139 | 12016 | 34 | 30 | 305 | 125 | 146 | 125 | 22 | 0 |
| 9 | F | Jeff Cunningham | 66 | 47 | 4333 | 33 | 11 | 153 | 75 | 26 | 39 | 3 | 0 |
| 29 | F | Carlos Ruiz | 69 | 62 | 5397 | 32 | 9 | 177 | 85 | 138 | 160 | 17 | 1 |
| 20 | F | Ariel Graziani | 57 | 56 | 5038 | 30 | 12 | 180 | 97 | 108 | 120 | 13 | 1 |
| 37 | F | Maximiliano Urruti | 95 | 90 | 7966 | 29 | 20 | 311 | 110 | 116 | 152 | 8 | 0 |
| 21 | M | Michael Barrios | 126 | 106 | 9301 | 25 | 24 | 203 | 92 | 112 | 108 | 12 | 0 |
| 17 | M | Jorge Rodriguez | 155 | 140 | 12972 | 25 | 18 | 160 | 78 | 181 | 118 | 22 | 2 |
| 10 | M | David Ferreira | 113 | 108 | 9742 | 24 | 39 | 169 | 72 | 93 | 290 | 14 | 0 |
| 10 | F | Dante Washington | 85 | 58 | 5260 | 24 | 15 | 166 | 89 | 72 | 114 | 7 | 0 |
| 13 | F | Tesho Akindele | 133 | 67 | 6852 | 24 | 8 | 124 | 66 | 83 | 68 | 9 | 1 |
| 7 | F | Eddie Johnson | 84 | 54 | 5303 | 24 | 6 | 157 | 64 | 98 | 117 | 4 | 0 |
| 10 | M | Mauro Diaz | 109 | 84 | 7395 | 23 | 44 | 168 | 57 | 89 | 267 | 11 | 0 |
| 19 | F | Bobby Rhine | 212 | 136 | 12622 | 23 | 34 | 204 | 95 | 179 | 202 | 27 | 3 |
| 20 | D | Brek Shea | 98 | 78 | 6935 | 19 | 14 | 180 | 68 | 80 | 84 | 10 | 2 |
| 20 | M | Roland Lamah | 61 | 50 | 4022 | 19 | 9 | 81 | 37 | 38 | 65 | 6 | 0 |
| 8 | F | Gerell Elliott | 65 | 42 | 4123 | 15 | 13 | 119 | 77 | 26 | 63 | 1 | 0 |
| 9 | M | Ramon Nunez | 77 | 42 | 4163 | 15 | 12 | 154 | 52 | 33 | 87 | 5 | 0 |
| 11 | F | Damian | 32 | 31 | 2372 | 15 | 9 | 99 | 52 | 27 | 95 | 10 | 2 |
| 24 | D | Matt Hedges | 210 | 203 | 17964 | 15 | 2 | 104 | 37 | 173 | 113 | 30 | 0 |
| 7 | F | Abe Thompson | 69 | 32 | 3002 | 14 | 11 | 60 | 34 | 43 | 26 | 4 | 0 |
| 8 | M | Oscar Pareja | 176 | 144 | 12543 | 13 | 47 | 187 | 75 | 328 | 365 | 38 | 1 |
| 15 | M | Chad Deering | 147 | 132 | 11917 | 13 | 30 | 167 | 64 | 239 | 132 | 28 | 2 |
| 6 | M | Ronnie O'Brien | 101 | 90 | 8247 | 12 | 35 | 244 | 106 | 181 | 114 | 18 | 0 |
| 14 | M | Ted Eck | 156 | 116 | 10265 | 12 | 17 | 130 | 58 | 214 | 191 | 19 | 3 |
| 31 | F | Michel | 74 | 58 | 4985 | 12 | 17 | 75 | 27 | 73 | 61 | 12 | 1 |
| 14 | F | Atiba Harris | 125 | 103 | 9376 | 11 | 13 | 119 | 41 | 170 | 91 | 33 | 0 |
| 6 | D | Jackson | 91 | 78 | 6864 | 11 | 13 | 178 | 51 | 152 | 106 | 17 | 3 |
| 12 | F | Arturo Alvarez | 86 | 52 | 4692 | 11 | 11 | 131 | 66 | 90 | 62 | 8 | 0 |
| 9 | F | Roberto Mina | 37 | 24 | 2153 | 10 | 5 | 61 | 27 | 71 | 44 | 4 | 0 |
| 9 | F | David Texeira | 41 | 28 | 2241 | 10 | 3 | 55 | 21 | 47 | 39 | 4 | 0 |
| 23 | D | Kellyn Acosta | 117 | 91 | 8350 | 9 | 12 | 135 | 34 | 121 | 106 | 14 | 1 |
| 25 | F | Dominic Oduro | 70 | 22 | 2568 | 9 | 4 | 61 | 32 | 35 | 47 | 3 | 0 |
| 10 | M | Brad Davis | 55 | 45 | 3855 | 8 | 7 | 75 | 27 | 78 | 70 | 3 | 1 |
| 18 | M | Marvin Chavez | 54 | 43 | 3572 | 8 | 6 | 82 | 32 | 60 | 76 | 9 | 0 |
| 13 | M | Brian Haynes | 77 | 38 | 4022 | 8 | 6 | 58 | 29 | 62 | 59 | 3 | 1 |
| 18 | F | Toni Nhleko | 34 | 22 | 1978 | 8 | 6 | 71 | 30 | 56 | 32 | 3 | 0 |
| 8 | M | Juan Toja | 43 | 42 | 3671 | 8 | 3 | 54 | 29 | 115 | 64 | 7 | 0 |
| 3 | D | Drew Moor | 123 | 111 | 10031 | 8 | 2 | 62 | 23 | 84 | 99 | 16 | 1 |
| 11 | M | Antonio Martinez | 68 | 37 | 3880 | 7 | 23 | 53 | 22 | 56 | 78 | 3 | 1 |
| 20 | F | Ronald Cerritos | 38 | 20 | 2061 | 7 | 7 | 55 | 35 | 26 | 28 | 0 | 0 |
| 16 | F | Aleksey Korol | 36 | 14 | 1396 | 7 | 4 | 42 | 23 | 30 | 14 | 1 | 0 |
| 25 | D | Walker Zimmerman | 89 | 71 | 6567 | 7 | 1 | 53 | 21 | 73 | 44 | 5 | 0 |
| 18 | D | Richard Farrer | 158 | 141 | 12699 | 6 | 7 | 31 | 15 | 134 | 99 | 15 | 1 |
| 11 | M | Santiago Mosquera | 29 | 17 | 1589 | 6 | 5 | 61 | 21 | 21 | 27 | 0 | 0 |
| 20 | F | Mickey Trotman | 27 | 18 | 1508 | 6 | 4 | 56 | 22 | 37 | 42 | 3 | 0 |
| 27 | M | Je-Vaughn Watson | 78 | 66 | 5839 | 6 | 4 | 60 | 22 | 86 | 42 | 12 | 4 |
| 9 | F | Hugo Sanchez | 23 | 21 | 1708 | 6 | 3 | 40 | 23 | 27 | 36 | 6 | 1 |
| 7 | F | Milton Rodriguez | 26 | 18 | 1346 | 6 | 2 | 42 | 16 | 15 | 8 | 2 | 0 |

ALL-TIME FC DALLAS PLAYER REGISTRY

| UNF | POS | PLAYER | GP | GS | MIN | G | A | SHT | SOG | FC | FS | C | E |
|-----|-----|----------------------|-----|-----|-------|---|----|-----|-----|-----|-----|----|---|
| 14 | D | George John | 119 | 114 | 9907 | 6 | 1 | 51 | 18 | 110 | 89 | 16 | 1 |
| 7 | M | Mark Santel | 133 | 114 | 10240 | 5 | 22 | 63 | 37 | 136 | 97 | 13 | 0 |
| 13 | M | Dax McCarty | 93 | 71 | 6381 | 5 | 17 | 65 | 26 | 63 | 127 | 8 | 0 |
| 10 | M | Joselito Vaca | 73 | 61 | 5337 | 5 | 17 | 101 | 43 | 73 | 82 | 9 | 0 |
| 11 | M | Andre Rocha | 49 | 40 | 3421 | 5 | 9 | 75 | 29 | 79 | 44 | 11 | 2 |
| 4 | M | Andrew Jacobson | 98 | 85 | 7281 | 5 | 7 | 114 | 28 | 132 | 110 | 14 | 0 |
| 12 | M | Ryan Hollingshead | 109 | 67 | 6070 | 5 | 6 | 68 | 23 | 87 | 74 | 7 | 0 |
| 8 | M | Victor Ulloa | 144 | 114 | 10303 | 5 | 6 | 56 | 19 | 117 | 81 | 12 | 0 |
| 3 | D | Ugo Ihemelu | 68 | 66 | 5904 | 5 | 2 | 28 | 10 | 59 | 53 | 12 | 0 |
| 17 | D | Aaron Pitchkolan | 68 | 41 | 4068 | 5 | 1 | 30 | 13 | 67 | 34 | 11 | 1 |
| 17 | D | Zach Loyd | 180 | 168 | 14742 | 4 | 8 | 37 | 9 | 171 | 176 | 16 | 4 |
| 3 | D | Ryan Suarez | 56 | 55 | 4837 | 4 | 5 | 39 | 18 | 115 | 81 | 16 | 2 |
| 2 | D | Eric Dade | 111 | 98 | 8634 | 4 | 3 | 26 | 12 | 163 | 66 | 20 | 1 |
| 31 | D | Maynor Figueroa | 70 | 65 | 5767 | 4 | 2 | 69 | 16 | 56 | 35 | 17 | 1 |
| 10 | M | Washington Rodriguez | 14 | 9 | 806 | 4 | 2 | 28 | 16 | 16 | 18 | 2 | 1 |
| 9 | F | Cristian Colman | 41 | 16 | 1565 | 4 | 1 | 61 | 26 | 24 | 21 | 1 | 1 |
| 3 | D | Reto Ziegler | 29 | 29 | 2570 | 4 | 0 | 15 | 7 | 20 | 15 | 2 | 3 |
| 14 | M | Leonel Alvarez | 70 | 69 | 6091 | 3 | 17 | 55 | 26 | 134 | 88 | 29 | 5 |
| 8 | M | Richard Mulrooney | 32 | 30 | 2649 | 3 | 11 | 19 | 7 | 29 | 41 | 2 | 0 |
| 7 | F | Dave van den Bergh | 30 | 30 | 2446 | 3 | 11 | 35 | 14 | 13 | 20 | 2 | 0 |
| 4 | D | Diego Sonora | 47 | 47 | 4141 | 3 | 9 | 32 | 17 | 61 | 74 | 7 | 0 |
| 2 | D | Chris Gbandi | 111 | 100 | 8957 | 3 | 8 | 42 | 20 | 121 | 98 | 29 | 2 |
| 16 | M | Temoc Suarez | 56 | 27 | 2496 | 3 | 8 | 37 | 15 | 41 | 40 | 5 | 0 |
| 12 | M | Eric Avila | 63 | 9 | 1807 | 3 | 7 | 30 | 13 | 23 | 31 | 1 | 0 |
| 20 | D | Clarence Goodson | 74 | 66 | 5898 | 3 | 2 | 37 | 17 | 90 | 76 | 20 | 0 |
| 11 | F | John Jairo Trellez | 17 | 9 | 792 | 3 | 2 | 16 | 7 | 10 | 16 | 0 | 0 |
| 17 | F | John Kerr | 12 | 10 | 840 | 3 | 1 | 18 | 10 | 8 | 14 | 0 | 0 |
| 6 | D | Steve Morrow | 41 | 41 | 3683 | 3 | 0 | 18 | 8 | 48 | 19 | 3 | 0 |
| 4 | M | Paul Broome | 87 | 64 | 6130 | 2 | 16 | 27 | 16 | 101 | 105 | 20 | 2 |
| 5 | D | Jair Benitez | 153 | 140 | 12396 | 2 | 12 | 57 | 9 | 104 | 202 | 16 | 2 |
| 66 | M | Alain Sutter | 25 | 25 | 2142 | 2 | 10 | 53 | 26 | 20 | 48 | 4 | 0 |
| 7 | M | Carlos Gruezo | 89 | 84 | 7361 | 2 | 7 | 74 | 13 | 165 | 50 | 23 | 1 |
| 21 | M | Lazo Alavanja | 25 | 15 | 1485 | 2 | 5 | 17 | 5 | 32 | 23 | 4 | 0 |
| 2 | M | Daniel Hernandez | 89 | 81 | 7230 | 2 | 5 | 60 | 13 | 147 | 95 | 17 | 2 |
| 91 | F | Andres Escobar | 23 | 18 | 1590 | 2 | 4 | 23 | 8 | 16 | 52 | 0 | 0 |
| 22 | M | Daniel Peinado | 25 | 22 | 1870 | 2 | 4 | 13 | 9 | 57 | 46 | 4 | 1 |
| 24 | M | Eric Alexander | 39 | 28 | 2272 | 2 | 3 | 32 | 8 | 17 | 8 | 1 | 0 |
| 77 | M | Mauro Rosales | 23 | 4 | 544 | 2 | 3 | 6 | 3 | 8 | 12 | 2 | 0 |
| 11 | M | Ricardo Villar | 29 | 22 | 1926 | 2 | 2 | 34 | 12 | 31 | 44 | 2 | 0 |
| 16 | M | Dominique Badji | 10 | 9 | 620 | 2 | 1 | 11 | 4 | 8 | 8 | 0 | 0 |
| 5 | M | Jorge Flores | 34 | 19 | 1736 | 2 | 1 | 20 | 9 | 30 | 19 | 6 | 0 |
| 11 | M | Lawrence Lozzano | 31 | 31 | 2688 | 2 | 1 | 25 | 15 | 50 | 55 | 3 | 0 |
| 34 | F | Ruben Luna | 26 | 4 | 663 | 2 | 1 | 16 | 6 | 18 | 18 | 1 | 0 |
| 9 | F | Maicon Santos | 11 | 9 | 726 | 2 | 1 | 40 | 11 | 11 | 12 | 0 | 0 |
| 3 | D | Wade Webber | 18 | 18 | 1588 | 2 | 1 | 7 | 3 | 27 | 13 | 1 | 0 |
| 31 | F | Scott Sealy | 16 | 8 | 641 | 2 | 0 | 16 | 6 | 8 | 7 | 0 | 0 |
| 6 | M | Pablo Ricchetti | 68 | 66 | 5817 | 1 | 6 | 21 | 5 | 88 | 49 | 19 | 2 |
| 17 | M | Simo Valakari | 85 | 84 | 7376 | 1 | 6 | 29 | 9 | 232 | 74 | 22 | 2 |
| 5 | M | Marcelo Saragosa | 54 | 44 | 3516 | 1 | 5 | 21 | 6 | 100 | 72 | 15 | 3 |
| 2 | D | Hernan Grana | 30 | 30 | 2660 | 1 | 4 | 8 | 2 | 24 | 13 | 8 | 0 |
| 2 | D | Reggie Cannon | 34 | 33 | 2922 | 1 | 3 | 10 | 4 | 18 | 42 | 4 | 0 |



ALL-TIME FC DALLAS PLAYER REGISTRY

| UNF | POS | PLAYER | GP | GS | MINS | G | A | SHT | SOG | FC | FS | C | E |
|-----|-----|-------------------|-----|-----|-------|---|---|-----|-----|-----|-----|----|---|
| 8 | M | Bruno Guarda | 40 | 19 | 1941 | 1 | 3 | 20 | 9 | 43 | 38 | 7 | 0 |
| 15 | F | Eric Quill | 23 | 16 | 1377 | 1 | 3 | 23 | 12 | 23 | 15 | 1 | 0 |
| 3 | M | Greg Vanney | 53 | 53 | 4720 | 1 | 3 | 17 | 8 | 63 | 23 | 7 | 1 |
| 11 | F | Ali Curtis | 8 | 6 | 474 | 1 | 2 | 9 | 5 | 4 | 11 | 0 | 0 |
| 12 | M | Julian de Guzman | 12 | 10 | 929 | 1 | 2 | 9 | 2 | 15 | 12 | 2 | 0 |
| 5 | D | Lubos Kubik | 11 | 11 | 998 | 1 | 2 | 12 | 5 | 12 | 6 | 0 | 1 |
| 11 | M | Javier Morales | 15 | 8 | 757 | 1 | 2 | 7 | 3 | 14 | 7 | 1 | 0 |
| 16 | D | David Wagenfuhr | 45 | 30 | 2692 | 1 | 2 | 15 | 4 | 51 | 31 | 2 | 0 |
| 7 | M | Daniel Cruz | 10 | 6 | 543 | 1 | 1 | 7 | 3 | 12 | 12 | 2 | 1 |
| 4 | D | Brian Dunseth | 9 | 9 | 806 | 1 | 1 | 3 | 2 | 12 | 5 | 0 | 0 |
| 15 | M | Jacori Hayes | 19 | 12 | 1088 | 1 | 1 | 8 | 4 | 21 | 35 | 3 | 1 |
| 3 | D | Ezra Hendrickson | 16 | 15 | 1367 | 1 | 1 | 6 | 1 | 8 | 10 | 2 | 0 |
| 22 | D | Stephen Keel | 24 | 19 | 1804 | 1 | 1 | 4 | 1 | 16 | 12 | 3 | 0 |
| 32 | F | Jonathan Top | 4 | 1 | 101 | 1 | 1 | 2 | 2 | 3 | 1 | 0 | 0 |
| 15 | M | Mark Wilson | 20 | 14 | 1197 | 1 | 1 | 21 | 5 | 20 | 18 | 2 | 0 |
| 4 | M | Chad Ashton | 23 | 10 | 974 | 1 | 0 | 23 | 8 | 11 | 12 | 1 | 0 |
| 16 | M | Matt Behncke | 33 | 25 | 2256 | 1 | 0 | 14 | 4 | 48 | 29 | 4 | 0 |
| 10 | M | Denilson | 8 | 7 | 606 | 1 | 0 | 14 | 4 | 10 | 21 | 3 | 0 |
| 27 | F | Jesus Ferreira | 2 | 0 | 22 | 1 | 0 | 3 | 1 | 0 | 0 | 0 | 0 |
| 17 | M | Zak Ibsen | 16 | 14 | 1238 | 1 | 0 | 7 | 6 | 22 | 17 | 1 | 0 |
| 5 | D | Steve Jolley | 41 | 40 | 3485 | 1 | 0 | 17 | 8 | 36 | 22 | 5 | 0 |
| 13 | D | Hernan Pertuz | 30 | 24 | 2116 | 1 | 0 | 7 | 2 | 22 | 10 | 0 | 0 |
| 22 | D | Carlos Rodriguez | 24 | 12 | 1303 | 1 | 0 | 14 | 5 | 24 | 30 | 1 | 0 |
| 5 | M | Esmundo Rodriguez | 3 | 1 | 84 | 1 | 0 | 1 | 1 | 0 | 2 | 0 | 0 |
| 12 | M | Victor Sikora | 5 | 4 | 274 | 1 | 0 | 4 | 1 | 5 | 7 | 1 | 0 |
| 21 | D | Shavar Thomas | 15 | 14 | 1252 | 1 | 0 | 4 | 2 | 34 | 6 | 2 | 1 |
| 16 | D | Bobby Warshaw | 32 | 7 | 889 | 1 | 0 | 6 | 2 | 13 | 9 | 2 | 0 |
| 24 | M | Heath Pearce | 34 | 32 | 2892 | 0 | 7 | 37 | 3 | 27 | 11 | 6 | 0 |
| 23 | M | Sergi Daniv | 31 | 28 | 2334 | 0 | 4 | 31 | 13 | 56 | 48 | 8 | 2 |
| 15 | D | Adrian Serieux | 34 | 34 | 2732 | 0 | 4 | 14 | 2 | 38 | 46 | 4 | 1 |
| 3 | D | Carey Talley | 43 | 33 | 2780 | 0 | 4 | 22 | 11 | 50 | 29 | 8 | 1 |
| 12 | D | Brandon Pollard | 106 | 91 | 8337 | 0 | 3 | 11 | 3 | 137 | 104 | 11 | 0 |
| 5 | D | Moises Hernandez | 31 | 24 | 2084 | 0 | 2 | 10 | 4 | 46 | 14 | 4 | 2 |
| 10 | D | Ricardo Iribarren | 22 | 21 | 1675 | 0 | 2 | 1 | 1 | 53 | 14 | 10 | 0 |
| 22 | G | Matt Jordan | 114 | 114 | 10358 | 0 | 2 | 0 | 0 | 4 | 18 | 2 | 1 |
| 10 | M | Ricardinho | 15 | 4 | 416 | 0 | 2 | 11 | 5 | 11 | 14 | 0 | 0 |
| 6 | D | Tom Soehn | 39 | 32 | 2968 | 0 | 2 | 9 | 4 | 48 | 27 | 6 | 0 |
| 21 | F | Hamisi Amani-Dove | 6 | 0 | 101 | 0 | 1 | 6 | 1 | 4 | 4 | 1 | 0 |
| 4 | M | Kyle Bekker | 8 | 2 | 313 | 0 | 1 | 7 | 3 | 1 | 0 | 1 | 0 |
| 13 | M | Carl Bussey | 9 | 1 | 184 | 0 | 1 | 3 | 1 | 5 | 7 | 0 | 0 |
| 4 | D | Duilio Davino | 23 | 22 | 1958 | 0 | 1 | 5 | 2 | 14 | 6 | 3 | 0 |
| 1 | G | Mark Dodd | 92 | 88 | 7977 | 0 | 1 | 1 | 1 | 2 | 13 | 2 | 0 |
| 1 | G | Scott Garlick | 40 | 38 | 3525 | 0 | 1 | 0 | 0 | 0 | 2 | 1 | 0 |
| 2 | D | Cory Gibbs | 21 | 21 | 1850 | 0 | 1 | 12 | 2 | 32 | 29 | 4 | 0 |
| 1 | G | Kevin Hartman | 83 | 83 | 7425 | 0 | 1 | 0 | 0 | 0 | 14 | 0 | 0 |
| 29 | F | Eric Hassli | 15 | 4 | 429 | 0 | 1 | 16 | 4 | 10 | 6 | 2 | 0 |
| 9 | M | Peter Hattrup | 7 | 2 | 225 | 0 | 1 | 4 | 2 | 3 | 1 | 0 | 0 |
| 12 | F | Miles Joseph | 9 | 3 | 389 | 0 | 1 | 8 | 3 | 9 | 5 | 2 | 0 |
| 6 | D | Anton Nedyalkov | 9 | 9 | 770 | 0 | 1 | 6 | 1 | 5 | 7 | 1 | 0 |
| 44 | G | Dario Sala | 100 | 99 | 8845 | 0 | 1 | 2 | 1 | 7 | 20 | 12 | 2 |
| 25 | D | Jack Stewart | 2 | 1 | 109 | 0 | 1 | 0 | 0 | 0 | 0 | 0 | 0 |

ALL-TIME FC DALLAS PLAYER REGISTRY

| UNF | POS | PLAYERS | GP | GS | MINS | G | A | SHT | SOG | FC | FS | C | E |
|-----|-----|---------------------|----|----|------|---|---|-----|-----|----|----|----|---|
| 20 | M | Hendry Thomas | 10 | 9 | 770 | 0 | 1 | 4 | 0 | 19 | 9 | 2 | 1 |
| 28 | M | Chase Wileman | 2 | 0 | 47 | 0 | 1 | 1 | 0 | 0 | 0 | 0 | 0 |
| 44 | M | Abel Aguilar | 4 | 1 | 131 | 0 | 0 | 3 | 0 | 4 | 2 | 0 | 0 |
| 10 | M | Pablo Aranguiz | 9 | 3 | 282 | 0 | 0 | 7 | 3 | 5 | 8 | 0 | 0 |
| 13 | M | Bradlee Baladez | 1 | 0 | 27 | 0 | 0 | 0 | 0 | 2 | 0 | 0 | 0 |
| 6 | M | Brian Bates | 4 | 2 | 127 | 0 | 0 | 0 | 0 | 2 | 0 | 0 | 0 |
| 28 | F | Colin Bonner | 1 | 1 | 27 | 0 | 0 | 0 | 0 | 1 | 0 | 0 | 0 |
| 5 | M | Tenywa Bonseu | 47 | 47 | 4159 | 0 | 0 | 10 | 4 | 52 | 30 | 6 | 1 |
| 19 | D | Chris Brown | 1 | 0 | 16 | 0 | 0 | 0 | 0 | 0 | 0 | 0 | 0 |
| 14 | F | Mike Burke | 2 | 0 | 41 | 0 | 0 | 1 | 1 | 1 | 0 | 0 | 0 |
| 30 | G | Ray Burse | 25 | 24 | 2223 | 0 | 0 | 0 | 0 | 0 | 6 | 1 | 0 |
| 0 | G | Jeff Cassar | 33 | 30 | 2676 | 0 | 0 | 0 | 0 | 0 | 0 | 2 | 0 |
| 5 | M | Carlos Cermeno | 8 | 3 | 315 | 0 | 0 | 1 | 0 | 5 | 6 | 2 | 0 |
| 5 | M | Ezequiel Cirigliano | 7 | 5 | 431 | 0 | 0 | 1 | 0 | 6 | 0 | 0 | 0 |
| 22 | G | D.J. Countess | 25 | 25 | 2294 | 0 | 0 | 0 | 0 | 1 | 1 | 3 | 0 |
| 16 | F | Coy Craft | 6 | 1 | 101 | 0 | 0 | 3 | 0 | 1 | 2 | 0 | 0 |
| 2 | D | Aubrey David | 5 | 4 | 363 | 0 | 0 | 0 | 0 | 5 | 5 | 1 | 0 |
| 29 | D | Kyle Davies | 14 | 12 | 961 | 0 | 0 | 2 | 2 | 9 | 7 | 0 | 0 |
| 2 | M | Michael Dello-Russo | 11 | 4 | 540 | 0 | 0 | 5 | 2 | 6 | 3 | 0 | 0 |
| 27 | D | Edson Edward | 1 | 0 | 5 | 0 | 0 | 0 | 0 | 0 | 0 | 0 | 0 |
| 12 | M | Erick | 9 | 8 | 652 | 0 | 0 | 7 | 0 | 13 | 16 | 1 | 0 |
| 20 | M | Rolando Escobar | 14 | 2 | 398 | 0 | 0 | 7 | 3 | 4 | 11 | 0 | 0 |
| 24 | M | Justin Evans | 9 | 1 | 300 | 0 | 0 | 0 | 0 | 6 | 5 | 2 | 1 |
| 1 | G | Raul Fernandez | 47 | 46 | 4158 | 0 | 0 | 1 | 0 | 0 | 6 | 2 | 0 |
| 13 | F | Maykel Galindo | 6 | 1 | 147 | 0 | 0 | 2 | 0 | 0 | 0 | 0 | 0 |
| 26 | M | Danny Garcia | 4 | 4 | 282 | 0 | 0 | 2 | 2 | 3 | 13 | 0 | 0 |
| 9 | F | Gettersen | 4 | 2 | 152 | 0 | 0 | 4 | 2 | 2 | 1 | 0 | 0 |
| 23 | F | Jimmy Glenn | 9 | 0 | 115 | 0 | 0 | 5 | 4 | 2 | 1 | 0 | 0 |
| 14 | F | Gavin Ginton | 10 | 3 | 273 | 0 | 0 | 4 | 2 | 4 | 10 | 1 | 0 |
| 44 | G | Jesse Gonzalez | 67 | 67 | 6030 | 0 | 0 | 0 | 0 | 1 | 13 | 11 | 0 |
| 90 | M | Luis Gonzalez | 2 | 0 | 8 | 0 | 0 | 0 | 0 | 0 | 1 | 0 | 0 |
| 33 | D | Aaron Guillen | 8 | 5 | 480 | 0 | 0 | 2 | 0 | 7 | 3 | 2 | 0 |
| 17 | M | Jeremy Hall | 4 | 2 | 291 | 0 | 0 | 0 | 0 | 3 | 0 | 0 | 0 |
| 1 | G | Shaka Hislop | 10 | 10 | 900 | 0 | 0 | 0 | 0 | 0 | 0 | 0 | 0 |
| 26 | D | Walker Hume | 2 | 2 | 180 | 0 | 0 | 0 | 0 | 2 | 1 | 1 | 0 |
| 34 | D | Agustin Jara | 3 | 0 | 12 | 0 | 0 | 0 | 0 | 0 | 0 | 0 | 0 |
| 27 | M | Gabe Jones | 1 | 0 | 7 | 0 | 0 | 0 | 0 | 0 | 0 | 0 | 0 |
| 1 | G | Dan Kennedy | 16 | 16 | 1440 | 0 | 0 | 0 | 0 | 1 | 4 | 3 | 0 |
| 30 | G | Garth Lagerwey | 10 | 9 | 810 | 0 | 0 | 0 | 0 | 1 | 3 | 1 | 0 |
| 21 | M | Bryan Leyva | 9 | 6 | 446 | 0 | 0 | 3 | 1 | 2 | 7 | 0 | 0 |
| 22 | F | Carlos Lizarazo | 8 | 2 | 161 | 0 | 0 | 5 | 1 | 3 | 2 | 0 | 0 |
| 8 | M | Peter Luccin | 14 | 4 | 446 | 0 | 0 | 10 | 2 | 14 | 4 | 4 | 0 |
| 27 | M | James Marcelin | 16 | 6 | 641 | 0 | 0 | 3 | 2 | 7 | 4 | 0 | 0 |
| 17 | F | Peri Marosevic | 4 | 0 | 47 | 0 | 0 | 1 | 0 | 1 | 1 | 0 | 0 |
| 24 | D | Joey Martinez | 19 | 19 | 1503 | 0 | 0 | 2 | 2 | 24 | 5 | 4 | 0 |
| 14 | G | Jimmy Maurer | 13 | 13 | 1170 | 0 | 0 | 0 | 0 | 1 | 4 | 1 | 0 |
| 23 | M | Ty Maurin | 3 | 0 | 17 | 0 | 0 | 0 | 0 | 0 | 0 | 0 | 0 |
| 25 | D | Josue Mayard | 3 | 0 | 27 | 0 | 0 | 1 | 0 | 1 | 0 | 0 | 0 |
| 6 | M | Adam Moffat | 20 | 13 | 1150 | 0 | 0 | 14 | 1 | 22 | 6 | 4 | 1 |
| 24 | D | Justin Moore | 2 | 1 | 159 | 0 | 0 | 0 | 0 | 1 | 1 | 0 | 0 |
| 14 | D | Lee Morrison | 3 | 1 | 103 | 0 | 0 | 1 | 0 | 3 | 0 | 0 | 0 |



ALL-TIME FC DALLAS PLAYER REGISTRY

| UNF | POS | PLAYER | GP | GS | MINS | G | A | SHT | SOG | FC | FS | C | E | |
|--------------------|-----|--------------------|-----|-----|-------|----|---|------|------|------|------|------|-----|-----|
| 21 | G | Johann Noetzel | 1 | 1 | 90 | 0 | 0 | 0 | 0 | 0 | 0 | 0 | 0 | |
| 24 | M | Percy Olivares | 6 | 2 | 251 | 0 | 0 | 3 | 0 | 4 | 7 | 1 | 0 | |
| 20 | M | Juan Esteban Ortiz | 5 | 2 | 171 | 0 | 0 | 0 | 0 | 5 | 1 | 2 | 0 | |
| 23 | D | Rene Ortiz | 2 | 1 | 96 | 0 | 0 | 0 | 0 | 2 | 0 | 0 | 0 | |
| 6 | D | Marquinhos Pedroso | 13 | 13 | 1170 | 0 | 0 | 7 | 1 | 23 | 9 | 3 | 0 | |
| 15 | D | Luis Perea | 2 | 0 | 15 | 0 | 0 | 0 | 0 | 0 | 0 | 0 | 0 | |
| 15 | M | Timo Pitter | 1 | 0 | 9 | 0 | 0 | 1 | 0 | 1 | 0 | 0 | 0 | |
| 19 | M | Paxton Pomykal | 8 | 3 | 265 | 0 | 0 | 1 | 0 | 2 | 4 | 0 | 0 | |
| 25 | D | Steve Purdy | 5 | 4 | 338 | 0 | 0 | 2 | 0 | 2 | 1 | 1 | 0 | |
| 3 | D | Ed Puskarich | 18 | 14 | 1238 | 0 | 0 | 2 | 1 | 12 | 14 | 2 | 0 | |
| 32 | D | Kris Reaves | 2 | 2 | 168 | 0 | 0 | 0 | 0 | 1 | 0 | 0 | 0 | |
| 14 | D | Milton Reyes | 12 | 9 | 828 | 0 | 0 | 9 | 1 | 18 | 29 | 4 | 0 | |
| 24 | M | Angel Rivillo | 1 | 0 | 19 | 0 | 0 | 0 | 0 | 0 | 0 | 0 | 0 | |
| 22 | D | Philip Salyer | 27 | 23 | 2078 | 0 | 0 | 9 | 1 | 21 | 13 | 4 | 0 | |
| 21 | F | Alvaro Sanchez | 3 | 2 | 197 | 0 | 0 | 4 | 2 | 0 | 1 | 0 | 0 | |
| 25 | F | Juan Sastoque | 5 | 0 | 72 | 0 | 0 | 0 | 0 | 1 | 1 | 0 | 0 | |
| 7 | F | Darren Sawatzky | 1 | 0 | 3 | 0 | 0 | 0 | 0 | 0 | 0 | 0 | 0 | |
| 18 | G | Chris Seitz | 67 | 67 | 6012 | 0 | 0 | 0 | 0 | 0 | 7 | 2 | 0 | |
| 22 | G | Chris Snitko | 1 | 0 | 24 | 0 | 0 | 0 | 0 | 0 | 0 | 0 | 0 | |
| 20 | F | Dan Stebbins | 1 | 1 | 38 | 0 | 0 | 1 | 1 | 0 | 2 | 0 | 0 | |
| 12 | M | Jordan Stone | 25 | 11 | 1293 | 0 | 0 | 2 | 0 | 17 | 10 | 1 | 1 | |
| 17 | F | Jason Thompson | 1 | 0 | 1 | 0 | 0 | 0 | 0 | 0 | 0 | 0 | 0 | |
| 4 | D | Daniel Torres | 15 | 8 | 886 | 0 | 0 | 1 | 0 | 10 | 7 | 1 | 1 | |
| 22 | F | Ema Twumasi | 1 | 1 | 45 | 0 | 0 | 1 | 0 | 1 | 0 | 0 | 0 | |
| 13 | M | Mandi Urbas | 3 | 0 | 40 | 0 | 0 | 1 | 1 | 0 | 1 | 0 | 0 | |
| 19 | D | Blake Wagner | 40 | 32 | 2947 | 0 | 0 | 11 | 0 | 32 | 43 | 3 | 0 | |
| 34 | D | Nicholas Walker | 1 | 0 | 3 | 0 | 0 | 0 | 0 | 0 | 0 | 0 | 0 | |
| 26 | D | Anthony Wallace | 15 | 11 | 842 | 0 | 0 | 4 | 1 | 7 | 3 | 0 | 0 | |
| 31 | F | Jamie Watson | 1 | 0 | 11 | 0 | 0 | 0 | 0 | 1 | 0 | 0 | 0 | |
| 23 | F | Andrew Wiedeman | 8 | 1 | 172 | 0 | 0 | 3 | 2 | 2 | 3 | 0 | 0 | |
| 5 | M | Kirk Wilson | 6 | 3 | 267 | 0 | 0 | 3 | 1 | 5 | 3 | 0 | 0 | |
| 21 | D | London Woodberry | 8 | 3 | 363 | 0 | 0 | 1 | 1 | 1 | 3 | 1 | 0 | |
| 31 | F | Jason Yeisley | 5 | 0 | 39 | 0 | 0 | 1 | 0 | 0 | 1 | 0 | 0 | |
| 21 | D | Alex Yi | 27 | 21 | 1911 | 0 | 0 | 8 | 3 | 37 | 13 | 6 | 0 | |
| 29 | M | Alex Zendejas | 8 | 2 | 187 | 0 | 0 | 0 | 0 | 1 | 6 | 0 | 0 | |
| OWN-GOALS RECEIVED | | | | | | 20 | | | | | | | | |
| TEAM TOTALS | | | 730 | 730 | 65957 | | | 1087 | 9474 | 3945 | **** | 9608 | *** | 101 |
| OPPONENT TOTALS | | | 730 | 730 | 65957 | | | 1089 | 9211 | 3845 | 9765 | 9965 | *** | 99 |

ALL-TIME FC DALLAS PLAYER REGISTRY

| UNF | POS | GOALKEEPER | GP | GS | MIN | SV | GA | GAA | PG | PA | T | SO |
|-----------------|-----|-------------------|-----|-----|-------|------|------|------|----|-----|-----|-----|
| 2 | D | Chris Gbandi | 1 | 0 | 1 | 0 | 0 | 0 | 0 | 0 | 0 | 0 |
| 12 | M | Ryan Hollingshead | 1 | 0 | 1 | 1 | 0 | 0 | 0 | 0 | 0 | 0 |
| 21 | G | Johann Noetzel | 1 | 1 | 90 | 7 | 1 | 1 | 0 | 0 | 0 | 0 |
| 1 | G | Kevin Hartman | 83 | 83 | 7425 | 239 | 89 | 1.08 | 6 | 10 | 25 | 28 |
| 1 | G | Dan Kennedy | 16 | 16 | 1440 | 30 | 19 | 1.19 | 3 | 4 | 4 | 5 |
| 14 | G | Jimmy Maurer | 13 | 13 | 1170 | 32 | 16 | 1.23 | 2 | 2 | 6 | 4 |
| 18 | G | Chris Seitz | 67 | 67 | 6012 | 175 | 87 | 1.3 | 6 | 11 | 17 | 17 |
| 44 | G | Jesse Gonzalez | 67 | 67 | 6029 | 187 | 89 | 1.33 | 6 | 10 | 17 | 22 |
| 44 | G | Dario Sala | 100 | 99 | 8845 | 328 | 136 | 1.38 | 7 | 8 | 27 | 23 |
| 1 | G | Scott Garlick | 40 | 38 | 3525 | 150 | 55 | 1.4 | 3 | 3 | 9 | 10 |
| 1 | G | Raul Fernandez | 47 | 46 | 4158 | 154 | 66 | 1.43 | 5 | 7 | 12 | 11 |
| 30 | G | Ray Burse | 25 | 24 | 2223 | 97 | 37 | 1.5 | 4 | 4 | 6 | 3 |
| 22 | G | Matt Jordan | 114 | 114 | 10358 | 458 | 174 | 1.51 | 11 | 19 | 15 | 30 |
| 1 | G | Mark Dodd | 92 | 88 | 7977 | 495 | 139 | 1.57 | 14 | 18 | 0 | 16 |
| 30 | G | Garth Lagerwey | 10 | 9 | 810 | 41 | 15 | 1.67 | 1 | 1 | 0 | 1 |
| 0 | G | Jeff Cassar | 33 | 30 | 2676 | 110 | 53 | 1.78 | 0 | 1 | 6 | 6 |
| 1 | G | Shaka Hislop | 10 | 10 | 900 | 36 | 19 | 1.9 | 0 | 0 | 1 | 0 |
| 22 | G | D.J. Countess | 25 | 25 | 2293 | 121 | 49 | 1.92 | 6 | 10 | 5 | 2 |
| 22 | G | Chris Snitko | 1 | 0 | 24 | 0 | 2 | 7.5 | 0 | 0 | 0 | 0 |
| TEAM TOTALS | | | 730 | 730 | 65957 | 2661 | 1046 | 1.43 | 74 | 108 | 150 | 179 |
| OPPONENT TOTALS | | | 730 | 730 | 65957 | 2703 | 1080 | 1.47 | 80 | 101 | 150 | 164 |



ALL-TIME REGULAR SEASON ATTENDANCE

| -----AT HOME----- | | | | -----ON THE ROAD----- | | | | RANK | LARGEST HOME CROWD |
|-------------------|----|---------|---------|-----------------------|---------|--------|-------|------|-----------------------------------|
| RECORD | G | TOTAL | AVG. | G | TOTAL | AVG. | | | |
| 1996 17-15-0 | 16 | 256,173 | 16,011 | 16 | 235,367 | 14,710 | 6th | | 35,250 (5/05/96, 0-0 SOW vs. CLB) |
| 1997 16-16-0 | 16 | 154,845 | 9,678 | 16 | 176,756 | 11,047 | 9th | | 16,089 (7/04/97, 2-3 L vs. DC) |
| 1998 15-17-0 | 16 | 175,162 | 10,948 | 16 | 198,315 | 12,395 | 9th | | 15,280 (5/16/98, 2-1 W vs. COL) |
| 1999 19-13-0 | 16 | 195,381 | 12,211 | 16 | 208,346 | 13,022 | 10th | | 17,621 (7/04/99, 1-2 L vs. CHI) |
| 2000 14-14-4 | 16 | 209,637 | 13,102 | 16 | 171,404 | 10,713 | 7th | | 27,815 (6/07/00, 3-2 W vs. CLB) |
| 2001 10-11-5 | 13 | 163,465 | 12,574 | 13 | 181,390 | 13,953 | 8th | | 21,343 (7/04/01, 1-1 T vs. NE) |
| 2002 12-9-7 | 14 | 183,702 | 13,122 | 14 | 181,851 | 12,989 | 7th | | 17,652 (9/14/02, 1-2 L vs. NE) |
| 2003 6-19-5 | 15 | 118,585 | 7,906 | 15 | 209,928 | 13,995 | 10th | | 9,098 (4/12/03, 1-1 T vs. LA) |
| 2004 10-14-6 | 15 | 136,319 | 9,088 | 15 | 198,827 | 13,255 | 10th | | 17,792 (8/07/04, 1-0 W vs. COL) |
| 2005 13-10-9 | 16 | 179,021 | 11,189 | 16 | 255,818 | 15,989 | 11th | | 18,021 (10/15/05, 2-2 T vs. KC) |
| 2006 16-12-4 | 16 | 239,714 | 14,982 | 16 | 264,307 | 16,519 | 6th | | 20,500 (10/07/06, 2-1 W vs. LA) |
| 2007 13-12-5 | 15 | 227,182 | 15,145 | 15 | 250,220 | 16,681 | 10th | | 20,500 (4/22/07, 3-1 W vs. COL) |
| 2008 8-10-12 | 15 | 195,356 | 13,024 | 15 | 281,712 | 18,781 | 13th | | 22,331 (5/18/08, 1-5 L vs. LA) |
| 2009 11-13-6 | 15 | 186,612 | 12,441 | 15 | 227,434 | 15,162 | 13th | | 51,012 (9/30/09, 1-0 W vs. NE) |
| 2010 12-4-14 | 15 | 162,229 | 10,815 | 15 | 250,256 | 16,684 | 14th | | 15,993 (7/3/10, 1-0 W vs. KC) |
| 2011 15-12-7 | 17 | 218,636 | 12,861 | 17 | 296,664 | 17,451 | 16th | | 21,867 (5/1/11, 2-1 W vs. LA) |
| 2012 9-13-12 | 17 | 241,390 | 14,199 | 17 | 300,984 | 17,705 | 15th | | 22,565 (7/28/12, 1-0 L vs. LA) |
| 2013 11-12-11 | 17 | 261,346 | 15,373 | 17 | 319,348 | 18,785 | 14th | | 22,035 (7/4/13, 0-0 D vs. CHV) |
| 2014 16-12-6 | 17 | 285,880 | 16,816 | 17 | 309,518 | 18,207 | 14th | | 21,182 (7/4/14, 2-1 W vs. PHL) |
| 2015 18-10-6 | 17 | 272,221 | 16,013 | 17 | 349,017 | 20,530 | 18th | | 21,908 (8/15/15, 2-1 L vs. LA) |
| 2016 17-8-9 | 17 | 236,601 | 14,094* | 17 | 374,942 | 22,055 | 20th* | | 16,195 (7/4/16, 4-0 W vs. ORL) |
| 2017 11-10-13 | 17 | 257,077 | 15,122* | 17 | 389,855 | 22,933 | 22nd* | | 16,291 (7/4/16, 4-2 W vs. DC)* |
| 2018 16-9-9 | 17 | 263,707 | 15,512 | 17 | 350,549 | 20,621 | 20th | | 19,096 (10/21/18, 3-0 L vs. SKC) |

*Stadium capacity reduced to 16,000 due to construction of U.S. Soccer Hall of Fame.

ALL-TIME PLAYOFF ATTENDANCE

| -----AT HOME----- | | | | -----ON THE ROAD----- | | | | RANK | LARGEST HOME CROWD |
|-------------------|----|---------|--------|-----------------------|---------|--------|-----|------|---------------------------------|
| RECORD | G | TOTAL | AVG. | G | TOTAL | AVG. | | | |
| 1996 1-2-0 | 2 | 19,927 | 9,964 | 1 | 4,466 | 4,466 | 6th | | 10,125 (9/29, 2-1 W vs. KC) |
| 1997 2-2-0 | 2 | 18,624 | 9,312 | 2 | 37,373 | 18,687 | 7th | | 11,248 (10/08, 3-0 W vs. LA) |
| 1998 0-2-0 | 1 | 8,130 | 8,130 | 1 | 10,047 | 10,047 | 7th | | 8,130 (10/04, 2-3 L vs. LA) |
| 1999 3-3-0 | 3 | 34,591 | 11,530 | 3 | 56,272 | 18,757 | 5th | | 13,816 (11/07, 2-2 SOW vs. LA) |
| 2000 0-2-0 | 1 | 7,555 | 7,555 | 1 | 14,868 | 14,868 | 7th | | 7,555 (9/20, 1-2 L vs. MET) |
| 2001 0-2-1 | 1 | 17,149 | 17,149 | 2 | 21,125 | 10,563 | 2nd | | 17,149 (9/23, 1-1 D vs. CHI) |
| 2002 1-1-1 | 2 | 14,368 | 7,184 | 1 | 9,637 | 9,637 | 8th | | 8,008 (10/02, 1-2 D vs. COL) |
| 2005 0-1-1 | 1 | 10,104 | 10,104 | 1 | 9,625 | 9,625 | 7th | | 10,104 (10/29, 2-2 SOL vs. COL) |
| 2006 1-1-0 | 1 | 15,486 | 15,486 | 1 | 4,176 | 4,176 | 3rd | | 15,486 (10/28, 2-3 L vs. COL) |
| 2007 1-1-0 | 1 | 12,537 | 12,537 | 1 | 30,088 | 30,088 | 6th | | 12,537 (10/27, 1-0 W vs. HOU) |
| 2010 2-1-1 | 1 | 11,003 | 11,003 | 3 | 68,024 | 22,674 | 7th | | 11,003 (10/30, 2-1 W vs. RSL) |
| 2011 0-1-0 | 1 | 10,017 | 10,017 | 0 | 0 | 0 | N/A | | 10,017 (10/26, 2-0 L vs. NY) |
| 2014 1-0-2 | 2 | 26,391 | 13,196 | 1 | 38,912 | 38,912 | 7th | | 16,112 (11/2, 1-1 D vs. SEA) |
| 2015 1-2-1 | 2 | 38,431 | 19,216 | 2 | 60,743 | 30,372 | -- | | 21,144 (11/29/15 D 2-2 vs. POR) |
| 2016 1-1-0 | 1 | 14,878 | 14,878 | 1 | 37,073 | 37,073 | -- | | 14,878 (11/06/16 W 2-1 vs. SEA) |
| 2018 0-1-0 | 1 | 10,297 | 10,297 | 0 | 0 | 0 | -- | | 10,297 (10/31, 2-1 L vs. POR) |
| TOT 14-21-19 | 23 | 270,057 | 11,722 | 21 | 402,429 | 19,163 | -- | | -- |

ALL-TIME FC DALLAS MLS COACHING RECORDS

| Year | Coach | W | L | T | PCT | OT | ShO | PTS |
|--------|------------------|-----|-----|-----|------|--------|-------|------|
| 1996 | Dave Dir | 17 | 15 | 0 | .531 | 0-0-0 | 5-3 | 41 |
| 1997 | Dave Dir | 16 | 16 | 0 | .500 | 0-0-0 | 3-2 | 42 |
| 1998 | Dave Dir | 15 | 17 | 0 | .469 | 0-0-0 | 4-2 | 37 |
| 1999 | Dave Dir | 19 | 13 | 0 | .594 | 0-0-0 | 3-6 | 51 |
| 2000 | Dave Dir | 14 | 14 | 4 | .500 | 0-0-4 | 0-0 | 46 |
| 2001 | Mike Jeffries | 10 | 11 | 5 | .481 | 2-1-5 | 0-0 | 35 |
| 2002 | Mike Jeffries | 12 | 9 | 7 | .554 | 3-0-7 | 0-0 | 43 |
| 2003 | Mike Jeffries | 4 | 16 | 4 | .250 | 0-1-4 | 0-0 | 16 |
| 2004 | Colin Clarke | 2 | 3 | 1 | .417 | 0-0-1 | 0-0 | 7 |
| | Colin Clarke | 10 | 14 | 6 | .433 | 0-0-0 | 0-0 | 36 |
| 2005 | Colin Clarke | 13 | 10 | 9 | .547 | 0-0-0 | 0-0 | 48 |
| 2006 | Colin Clarke | 16 | 12 | 4 | .563 | 0-0-0 | 0-0 | 52 |
| 2007 | Steve Morrow | 13 | 12 | 5 | .517 | 0-0-0 | 0-0 | 44 |
| 2008 | Steve Morrow | 2 | 3 | 3 | .438 | 0-0-0 | 0-0 | 9 |
| | Marco Ferruzzi | 2 | 2 | 1 | .500 | 0-0-0 | 0-0 | 7 |
| | Schellas Hyndman | 4 | 5 | 8 | .471 | 0-0-0 | 0-0 | 20 |
| 2009 | Schellas Hyndman | 11 | 13 | 6 | .467 | 0-0-0 | 0-0 | 39 |
| 2010 | Schellas Hyndman | 12 | 4 | 14 | .633 | 0-0-0 | 0-0 | 50 |
| 2011 | Schellas Hyndman | 15 | 12 | 7 | .544 | 0-0-0 | 0-0 | 52 |
| 2012 | Schellas Hyndman | 9 | 13 | 12 | .441 | 0-0-0 | 0-0 | 39 |
| 2013 | Schellas Hyndman | 11 | 12 | 11 | .485 | 0-0-0 | 0-0 | 44 |
| 2014 | Oscar Pareja | 16 | 12 | 6 | .558 | 0-0-0 | 0-0 | 54 |
| 2015 | Oscar Pareja | 18 | 10 | 6 | .617 | 0-0-0 | 0-0 | 60 |
| 2016 | Oscar Pareja | 17 | 8 | 9 | .632 | 0-0-0 | 0-0 | 60 |
| 2017 | Oscar Pareja | 11 | 10 | 13 | .514 | 0-0-0 | 0-0 | 46 |
| 2018 | Oscar Pareja | 16 | 9 | 9 | .603 | 0-0-0 | 0-0 | 57 |
| TOTALS | | 305 | 275 | 150 | .521 | 5-2-21 | 15-13 | 1035 |

INDIVIDUAL COACHING RECORDS

| Coach | W | L | T | PCT | OT | ShO | PTS |
|------------------|----|----|----|------|--------|-------|-----|
| Dave Dir | 81 | 75 | 4 | .518 | 0-0-4 | 15-14 | 217 |
| Mike Jefferies | 26 | 36 | 16 | .435 | 5-2-16 | -- | 94 |
| Colin Clarke | 41 | 39 | 20 | .510 | 0-0-1 | -- | 143 |
| Steve Morrow | 15 | 15 | 8 | .500 | -- | -- | 53 |
| Marco Ferruzzi | 2 | 2 | 1 | .500 | -- | -- | 7 |
| Schellas Hyndman | 62 | 59 | 58 | .508 | -- | -- | 244 |
| Oscar Pareja | 78 | 49 | 43 | .585 | -- | -- | 277 |

PLAYOFF COACHING RECORDS

| Year | Coach | W | L | T | PCT | OT | ShO |
|--------|------------------|----|----|---|------|-------|-----|
| 1996 | Dave Dir | 1 | 2 | 0 | .333 | -- | 0-1 |
| 1997 | Dave Dir | 2 | 2 | 0 | .500 | -- | 1-0 |
| 1998 | Dave Dir | 0 | 2 | 0 | .000 | -- | 0-0 |
| 1999 | Dave Dir | 3 | 3 | 0 | .500 | -- | 1-0 |
| 2000 | Dave Dir | 0 | 2 | 0 | .000 | 0-1-0 | 0-0 |
| 2001 | Mike Jeffries | 0 | 2 | 1 | .167 | 0-0-1 | 0-0 |
| 2002 | Mike Jeffries | 1 | 1 | 1 | .500 | 0-0-1 | 0-0 |
| 2005 | Colin Clarke | 0 | 0 | 2 | .500 | 0-1-0 | 0-0 |
| 2006 | Colin Clarke | 1 | 1 | 0 | .500 | 0-1-0 | 0-0 |
| 2007 | Steve Morrow | 1 | 1 | 0 | .500 | 0-1-0 | 0-0 |
| 2010 | Schellas Hyndman | 2 | 1 | 1 | .625 | 0-1-0 | 0-0 |
| 2011 | Schellas Hyndman | 0 | 1 | 0 | .000 | -- | 0-0 |
| 2014 | Oscar Pareja | 1 | 0 | 2 | .666 | -- | 0-0 |
| 2015 | Oscar Pareja | 1 | 2 | 1 | .375 | 0-0-1 | 1-0 |
| 2016 | Oscar Pareja | 1 | 1 | 0 | .500 | -- | -- |
| 2018 | Oscar Pareja | 0 | 1 | 0 | .000 | -- | -- |
| TOTALS | | 14 | 21 | 8 | .419 | 0-5-3 | 3-1 |



FC DALLAS POSTSEASON HISTORY

| DATE | OPPONENT | RESULT | ATT. | W-L-T | TRND | NOTES: |
|----------|-----------------|---------------|--------|-------|------|--|
| 9/26/96 | @Kansas City | L 2-3 | 4,466 | 0-1-0 | QTR | DAL: Elliott (21), Ashton (25); KC: Johnston (16), McKeon(79) Preki (89) |
| 9/29/96 | Kansas City | W 2-1 | 10,125 | 1-1-0 | QTR | DAL: Kreis (5) Washington (32); KC: Preki (30) |
| 10/2/96 | Kansas City | L 2-3 | 9,802 | 1-2-0 | QTR | DAL: Sanchez (27) Elliott (66); KC: Chung (41) Takawira (62) |
| 10/5/97 | @Los Angeles | W 1-0 | 18,921 | 1-0-0 | QTR | Win in MLS Shootout: Sutter, Damian (2-0). |
| 10/8/97 | Los Angeles | W 3-0 | 11,248 | 2-0-0 | QTR | DAL: Washington (29,69) Peinado (86) |
| 10/12/97 | Colorado | L 0-1 | 7,376 | 2-1-0 | QTR | COL: S. Henderson (42) |
| 10/15/97 | @Colorado | L 1-2 | 18,452 | 2-2-0 | SEM | DAL: Damian (5); COL: Patino (22) C. Henderson (87) |
| 10/1/98 | @Los Angeles | L 1-6 | 10,047 | 0-1-0 | SEM | DAL: Washington (47). LA: Pena (10,69) Hermosillo (16,32) Cienfuegos (20) Welton (41) |
| 10/4/98 | Los Angeles | L 2-3 | 8,130 | 0-2-0 | QTR | DAL: Haynes (44) Kreis (48) LA: Hendrickson (80) Caligiuri (85) Mathis (88) |
| 10/16/99 | Chicago | W 2-1 | 10,980 | 1-0-0 | QTR | DAL: Graziani (52) Santel (75); CHI: Ball (79) |
| 10/23/99 | @Chicago | L 0-4 | 13,197 | 1-1-0 | QTR | CHI: Nowak (18) Kosecki (36) Razov (43) Kovalenko (46) |
| 10/27/99 | Chicago | W 3-2 | 9,795 | 2-1-0 | QTR | DAL: Deering (55) Rodriguez (84) Graziani (86); CHI: Razov (3) Marsch (5) |
| 10/31/99 | @Los Angeles | L 1-2 | 17,372 | 2-2-0 | QTR | DAL: Graziani (75); LA: Cienfuegos (39) Hendrickson (90) |
| 11/7/99 | Los Angeles | W 3-2 | 13,816 | 3-2-0 | SEM | DAL: Graziani (33,73); LA: Hermosillo (13,54) |
| 11/11/99 | @Los Angeles | L 1-3 | 25,703 | 3-3-0 | SEM | DAL: Kreis (89); LA: Vanney (3) Hermosillo (20) Cienfuegos (68) |
| 9/15/00 | @MetroStars | L 1-2 (OT) | 14,868 | 0-1-0 | SEM | DAL: Rhine (67); MET: Mathis (34) Valencia (100) |
| 9/20/00 | MetroStars | L 1-2 | 7,555 | 0-2-0 | QTR | DAL: J. Rodriguez (82); MET: Mathis (53,81) |
| 9/20/01 | @Chicago | L 0-2 | 8,314 | 0-1-0 | QTR | CHI: Bocanegra (40) Whitfield (90) |
| 9/23/01 | Chicago | T 1-1 (OT) | 17,149 | 0-1-1 | QTR | DAL: Deering (27); CHI: J. Beasley (84) |
| 9/29/01 | @Chicago | L 0-2 | 12,811 | 0-2-1 | QTR | CHI: Kovalenko (17) Armas (55) |
| 9/25/02 | Colorado | W 4-2 | 6,360 | 1-0-0 | QTR | DAL: Morrow (26), Kreis (49), Deering (68), Martinez (70). COL: Valderrama (1), Spencer (75) |
| 9/28/02 | @Colorado | L 0-1 | 9,637 | 1-1-0 | QTR | COL: Carrieri (78) |
| 10/2/02 | Colorado | T 1-2 (OT/ST) | 8,008 | 1-1-1 | QTR | DAL: Rhine (6); COL: Spencer (22), Chung (101) |
| 10/22/05 | @Colorado | T 0-0 | 9,625 | 0-0-1 | QTR | -- |
| 10/29/05 | Colorado | T 2-2 (OT) | 10,104 | 0-0-2 | QTR | DAL: Ruiz (67,105); COL: Cunningham (19) Kotschau (105) |
| 10/21/06 | @Colorado | W 2-1 | 4,176 | 1-0-0 | QTR | DAL: Ruiz (15) Thompson (55); COL: Cooke (23) |
| 10/28/06 | Colorado | L 2-3 (OT) | 15,486 | 1-1-0 | QTR | DAL: Ruiz (48) Goodson (92); COL: Hernandez (57,83) Mathis (114) |
| 10/27/07 | Houston | W 1-0 | 12,537 | 1-0-0 | QTR | DAL: Goodson (23) |
| 11/2/07 | @Houston | L 1-4 (OT) | 30,088 | 1-1-0 | QTR | DAL: Ruiz (14); HOU: Holden (66) Ching (72,97) Davis (100) |
| 10/30/10 | Real Salt Lake | W 2-1 | 11,003 | 1-0-0 | QTR | DAL: Cunningham (44) Avila (88); RSL: Espindola (5) |
| 11/6/10 | @Real Salt Lake | T 1-1 | 19,324 | 1-0-1 | QTR | DAL: McCarty (17); RSL: Findley (80) |
| 11/14/10 | @Los Angeles | W 3-0 | 27,000 | 2-0-1 | SEM | DAL: Ferreira (26) John (54) Chavez (73) |
| 11/21/10 | Colorado | L 1-2 (OT) | 21,700 | 2-1-1 | FIN | DAL: Ferreira (35); COL: Casey (57) own goal (107) |
| 10/26/11 | New York | L 0-2 | 10,017 | 0-1-0 | WC | NY: Lindpere (61) Henry (90) |
| 10/29/14 | Vancouver | W 2-1 | 10,279 | 1-0-0 | WC | DAL: Akindele (40), Michel (84). VAN: Hurtado (64) |
| 11/2/14 | Seattle | D 1-1 | 16,112 | 1-0-1 | QTR | DAL: Michel (34). SEA: Alonso (54) |
| 11/10/14 | @Seattle | D 0-0 | 38,912 | 1-0-2 | QTR | -- |
| 11/1/15 | @Seattle | L 1-2 | 39,599 | 0-1-0 | QTR | DAL: Castillo (18); SEA: Ivanschitz (67) Dempsey (86) |
| 11/8/15 | Seattle | W 2-1 (OT) | 17,287 | 0-1-1 | QTR | DAL: Akindele (84) Zimmerman (91+); SEA: Marshall (90) |
| 11/22/15 | @Portland | L 1-3 | 21,144 | 0-2-1 | SEM | DAL: Texeira (62); POR: Ridgewell (23) Asprilla (53) Borchers (91+) |
| 11/29/15 | Portland | T 2-2 | 21,144 | 0-2-2 | SEM | DAL: Hollingshead (68) Blas Perez (73); POR: Adi (54) |

FC DALLAS POSTSEASON HISTORY

| | | | | | | |
|-------------------|-------|--------|-------|-----|---|--------------|
| | | | | | | Melano (95+) |
| 10/30/16 @Seattle | L 3-0 | 37,073 | 0-1-0 | QRT | SEA: Valdez (50), Lodeiro (55), Lodeiro (58). | |
| 11/6/16 Seattle | W 2-1 | 14,878 | 1-1-0 | QRT | DAL: Akindele (25), Urruti (56). SEA: Lodeiro (54). | |
| 10/31/18 Portland | L 2-1 | 10,297 | 0-1-0 | WC | POR: Diego Valeri (23,71). DAL: Matt Hedges (90+4) | |



FC DALLAS ALL-TIME INTERNATIONAL RESULTS

| YEAR | DATE | OPPONENT | HOME/AWAY | RESULT | COMPETITION |
|------|----------|--------------------------------------|-----------|----------------------|-------------------|
| 1996 | Nov. 16 | El Salvador Selection | Home | W, 3-2 | Friendly |
| 1997 | July 11 | CD Guadalajara (MEX) | Home | L, 5-0 | Friendly |
| | Dec. 10 | Guatemala Selection | Away | L, 5-1 | Friendly |
| | Dec. 12 | CSD Comunicaciones (GUA) | Away | L, 1-0 | Friendly |
| 1998 | March 4 | CD Necaxa (MEX) | Home | L, 4-1 | CONCACAF Winners |
| | March 8 | CDSC Cruz Azul (MEX) | Home | L, 2-1 | CONCACAF Winners |
| | Nov. 11 | Tecos UAG (MEX) | Away | L, 4-1 | Friendly |
| 2000 | Nov. 3 | Atlas CF (MEX) | Home | W, 2-0 | Friendly |
| | Nov. 6 | Bachilleres (MEX) | Home | T, 1-1 | Friendly |
| | Nov. 8 | CD Guadalajara (MEX) | Away | L, 1-0 | Friendly |
| 2001 | March 24 | CD Guadalajara (MEX) | Home | T, 2-2 | Friendly |
| | Nov. 5 | CD Platense (HON) | Home | T, 0-0 | Friendly |
| 2002 | March 13 | W Connection (TRI) | Home | W, 3-0 | Friendly |
| | Oct. 26 | CD Olimpia (HON) | Neutral | T, 0-0 (6-5 DAL pk) | Friendly |
| 2003 | July 9 | CD Aguila (ESV) | Home | T, 3-3 (3-1 DAL pk) | Friendly |
| 2006 | March 22 | Atlas CF (MEX) | Home | W, 4-1 | Friendly |
| | July 19 | Tigres UANL (MEX) | Home | W, 2-0 | Rio Grande Plate |
| | July 26 | Tigres UANL (MEX) | Away | L, 0-2 (5-4 DAL pks) | Rio Grande Plate |
| 2007 | March 7 | CA Paranaense (BRA) | Away | L, 3-1 | Friendly |
| | March 31 | CA Paranaense (BRA) | Home | L, 1-0 | Friendly |
| | July 7 | Tigres UANL (MEX) | Away | L, 2-0 | Rio Grande Plate |
| | July 11 | Tigres UANL (MEX) | Home | L, 2-0 | Rio Grande Plate |
| | July 24 | CD Guadalajara (MEX) | Home | T, 1-1 | SuperLiga |
| | July 28 | CF Pachuca (MEX) | Home | T, 2-2 | SuperLiga |
| | Dec. 1 | TT Pro League Forein All-Stars (TRI) | Away | T, 2-2 (7-6 DAL pks) | Friendly |
| | Dec. 3 | TT Pro League Local All-Stars (TRI) | Away | L, 1-0 | Friendly |
| 2008 | Feb. 20 | Tigres UANL (MEX) | Away | L, 2-1 | Rio Grande Plate |
| | March 6 | CA Paranaense (BRA) | Away | W, 2-0 | Friendly |
| | March 22 | CA Paranaense (BRA) | Home | W, 2-1 | Friendly |
| | June 29 | CD Guadalajara (MEX) | Home | L, 2-1 | Friendly |
| | Sept. 7 | Club America (MEX) | Home | W, 2-1 | Friendly |
| | Oct. 14 | Tigres UANL (MEX) | Home | W, 3-2 (3-1 L pks) | Rio Grande Plate |
| 2009 | March 4 | CA Paranaense (BRA) | Away | L, 4-2 | USA-BRA Challenge |
| | March 14 | CA Paranaense (BRA) | Home | W, 1-0 (5-4 L pks) | USA-BRA Challenge |
| | June 10 | CS Herediano (CRC) | Home | W, 2-0 | Friendly |
| | July 15 | CSD Comunicaciones (GUA) | Home | W, 2-0 | Friendly |
| 2010 | Aug. 5 | Inter Milan | Home | T, 2-2 | Friendly |
| 2011 | March 23 | Tigres UANL (MEX) | Away | L, 2-1 | Rio Grande Plate |
| | July 28 | Alianza FC (El Salvador) | Away | W, 1-0 | CCL |
| | Aug. 3 | Alianza FC (El Salvador) | Home | W, 1-1 | CCL |
| | Aug. 17 | Pumas UNAM (MEX) | Away | W, 1-2 | CCL |
| | Aug. 24 | Toronto FC (CAN) | Away | W, 1-3 | CCL |
| | Sept. 3 | Tigres UANL (MEX) | Home | T, 2-1 (6-5 DAL pks) | Rio Grande Plate |
| | Sept. 14 | Tauro FC (PAN) | Home | T, 1-1 | CCL |
| | Sept. 21 | Pumas UNAM | Home | L, 2-0 | CCL |
| | Sept. 28 | Tauro FC (PAN) | Away | L, 5-3 | CCL |
| | Oct. 18 | Toronto FC (CAN) | Home | L, 3-0 | CCL |
| 2012 | Sept. 9 | Leon | Home | T, 3-3 (4-3 L pks) | Friendly |
| 2013 | July 27 | Stoke City FC (ENG) | Home | L, 1-0 | Friendly |
| 2014 | July 23 | Aston Villa (ENG) | Home | L, 2-0 | Friendly |
| 2016 | Feb. 20 | Alianza FC (El Salvador) | Home | W, 4-0 | Friendly |

FC DALLAS ALL-TIME INTERNATIONAL RESULTS

| | | | | | |
|------|----------|-------------------------------|------|--------|--------------|
| | Aug. 4 | Real Esteli (Nicaragua) | Home | W, 2-1 | CCL |
| | Aug. 24 | Real Esteli (Nicaragua) | Away | T, 1-1 | CCL |
| | Sept. 28 | Suchitepéquez (Guat.) | Home | T, 0-0 | CCL |
| | Oct. 20 | Suchitepéquez (Guat.) | Away | W, 5-2 | CCL |
| 2017 | Feb. 8 | Lanús Reserves (ARG) | Away | L, 1-0 | Friendly |
| | Feb. 9 | River Plate (ARG) | Away | D, 1-1 | Friendly |
| | Feb. 10 | San Lorenzo (ARG) | Away | D, 3-3 | Friendly |
| | Feb. 11 | Racing (ARG) | Away | D, 2-2 | Friendly |
| | Feb. 12 | River Plate Reserves (ARG) | Away | W, 2-1 | Friendly |
| | Feb. 14 | Lanús | Away | D, 1-1 | Friendly |
| | Feb. 15 | Estudiantes de La Plata (ARG) | Away | D, 1-1 | Friendly |
| | Feb. 23 | Arabe Unido | Home | W, 4-0 | CCL QTR |
| | March 1 | Arabe Unido | Away | L, 2-1 | CCL QTR |
| | March 15 | Pachuca | Home | W, 2-1 | CCL SEM |
| | April 4 | Pachuca | Away | L, 3-1 | CCL SEM |
| 2018 | Feb. 7 | Santa Tecla FC (SAL) | Home | D, 1-1 | Friendly |
| | Feb. 10 | Cartagines (CR) | Home | W, 3-1 | Friendly |
| | Feb. 21 | Tauro FC (PAN) | Away | L, 1-0 | CCL R. of 16 |
| | Feb. 28 | Tauro FC (PAN) | Home | W, 3-2 | CCL R. of 16 |
| 2019 | Feb. 2 | FC Bayern Munich II | Home | W, 4-0 | Friendly |

FC DALLAS AGE-RELATED MILESTONES

| | | | | | |
|--------------------------------|-----------------|-------------------|----------|----------|------------|
| Youngest player to ... | | | | | |
| play in a game | Jesus Ferreira | 16 yrs., 161 days | 12/24/00 | 6/3/17 | DAL vs RSL |
| start a game | Paxton Pomykal | 17 yrs., 84 days | 12/17/99 | 3/11/17 | DAL at KC |
| play a complete game | Kellyn Acosta | 18 yrs., 18 days | 7/24/95 | 8/11/13 | DAL vs LA |
| score a goal | Jesus Ferreira | 16 yrs., 161 days | 12/24/00 | 6/3/17 | DAL vs RSL |
| record an assist | Eddie Johnson | 18 yrs., 172 days | 3/31/84 | 9/19/02 | DAL at DC |
| score 2 goals in a game | Brek Shea | 20 yrs., 97 days | 2/28/90 | 6/5/10 | DAL vs SJ |
| score 3 goals in a game | Tesho Akindele | 22 yrs., 138 days | 3/31/92 | 8/16/14 | DAL at SJ |
| | | | | | |
| play a game as GK | Jesse Gonzalez | 20 yrs., 89 days | 5/25/95 | 8/22/15 | DAL at VAN |
| start a game as GK | Jesse Gonzalez | 20 yrs., 89 days | 5/25/95 | 8/22/15 | DAL at VAN |
| play a CG as GK | Jesse Gonzalez | 20 yrs., 89 days | 5/25/95 | 8/22/15 | DAL at VAN |
| record a shutout | Jesse Gonzalez | 20 yrs., 96 days | 5/25/95 | 8/29/15 | DAL vs RSL |
| record a win | Jesse Gonzalez | 20 yrs., 96 days | 5/25/95 | 8/29/15 | DAL vs RSL |
| | | | | | |
| Oldest player to ... | | | | | |
| play in a game | Kevin Hartman | 38 yrs., 156 days | 5/25/74 | 10/28/12 | DAL vs CHV |
| start a game | Kevin Hartman | 38 yrs., 156 days | 5/25/74 | 10/28/12 | DAL vs CHV |
| play a complete game | Kevin Hartman | 38 yrs., 156 days | 5/25/74 | 10/28/12 | DAL vs CHV |
| score a goal | Hugo Sanchez | 38 yrs., 70 days | 7/11/58 | 9/19/96 | DAL vs LA |
| record an assist | Hugo Sanchez | 38 yrs., 16 days | 7/11/58 | 7/27/96 | DAL vs COL |
| score 2 goals in a game | Blas Perez | 34 yrs., 1 days | 3/13/81 | 3/14/15 | DAL vs KC |
| score 3 goals in a game | Jeff Cunningham | 32 yrs., 345 days | 8/21/76 | 8/1/09 | DAL vs KC |
| | | | | | |
| play a game as GK | Kevin Hartman | 38 yrs., 156 days | 5/25/74 | 10/28/12 | DAL vs CHV |
| start a game as GK | Kevin Hartman | 38 yrs., 156 days | 5/25/74 | 10/28/12 | DAL vs CHV |
| play a CG as GK | Kevin Hartman | 38 yrs., 156 days | 5/25/74 | 10/28/12 | DAL vs CHV |
| record a shutout | Kevin Hartman | 38 yrs., 113 days | 5/25/74 | 9/15/12 | DAL vs VAN |
| record a win | Kevin Hartman | 38 yrs., 113 days | 5/25/74 | 9/15/12 | DAL vs VAN |



FC DALLAS INDIVIDUAL YEAR-BY-YEAR LEADERS (1996-2018)

GAMES PLAYED

| YEAR | PLAYER | GP |
|------|--------------------|----|
| 2018 | Michael Barrios | 34 |
| 2017 | Michael Barrios | 34 |
| 2016 | Kellyn Acosta | 32 |
| | Michael Barrios | 32 |
| | Victor Ulloa | 32 |
| 2015 | Ryan Hollingshead | 33 |
| | Victor Ulloa | 33 |
| 2014 | Matt Hedges | 32 |
| 2013 | Fabian Castillo | 33 |
| | Matt Hedges | 33 |
| 2012 | Zach Loyd | 32 |
| 2011 | Kevin Hartman | 33 |
| 2010 | David Ferreira | 30 |
| 2009 | David Ferreira | 30 |
| | Dave van den Bergh | 30 |
| 2008 | Kenny Cooper | 30 |
| 2007 | Dominic Oduro | 29 |
| 2006 | Kenny Cooper | 31 |

| | | |
|------|---------------------|----|
| | Simo Valakari | 31 |
| 2005 | Clarence Goodson | 29 |
| 2004 | Brad Davis | 29 |
| | Ronnie O'Brien | 29 |
| 2003 | Chad Deering | 27 |
| | Joselito Vaca | 27 |
| 2002 | 5 players tied with | 27 |
| 2001 | Matt Jordan | 26 |
| 2000 | Eric Dade | 31 |
| | Matt Jordan | 31 |
| 1999 | Jason Kreis | 32 |
| 1998 | Ted Eck | 31 |
| | Brian Haynes | 31 |
| 1997 | Jason Kreis | 32 |
| 1996 | 5 players tied with | 31 |

GAMES STARTED

| YEAR | PLAYER | GS |
|------|--------------------|----|
| 2018 | Matt Hedges | 33 |
| | Reggie Cannon | 33 |
| 2017 | Maximiliano Urruti | 31 |
| 2016 | Michael Barrios | 30 |
| | Walker Zimmerman | 30 |
| 2015 | Victor Ulloa | 33 |
| 2014 | Matt Hedges | 32 |
| 2013 | Matt Hedges | 32 |
| 2012 | Andrew Jacobson | 31 |
| | Zach Loyd | 31 |
| 2011 | Kevin Hartman | 33 |
| 2010 | David Ferreira | 30 |
| 2009 | David Ferreira | 30 |
| | Dave van den Bergh | 30 |

| | | |
|------|---------------------|----|
| 2008 | Kenny Cooper | 30 |
| 2007 | Drew Moor | 28 |
| 2006 | Bobby Rhine | 30 |
| | Simo Valakari | 30 |
| 2005 | Clarence Goodson | 28 |
| | Ronnie O'Brien | 28 |
| | Simo Valakari | 28 |
| 2004 | Ronnie O'Brien | 29 |
| 2003 | Chad Deering | 26 |
| 2002 | Tenywa Bonseu | 27 |
| | Matt Jordan | 27 |
| 2001 | Matt Jordan | 26 |
| 2000 | Matt Jordan | 31 |
| 1999 | Jason Kreis | 32 |
| 1998 | Jason Kreis | 30 |
| 1997 | Mark Dodd | 30 |
| 1996 | 4 players tied with | 31 |

MINUTES PLAYED

| YEAR | PLAYER | MIN |
|------|--------------------|------|
| 2018 | Matt Hedges | 2925 |
| 2017 | Maximiliano Urruti | 2749 |
| 2016 | Walker Zimmerman | 2700 |
| 2015 | Victor Ulloa | 2915 |
| 2014 | Matt Hedges | 2790 |
| 2013 | Matt Hedges | 2793 |
| 2012 | Kevin Hartman | 2700 |
| 2011 | Kevin Hartman | 2970 |
| 2010 | David Ferreira | 2699 |
| 2009 | David Ferreira | 2692 |
| 2008 | Kenny Cooper | 2622 |
| 2007 | Drew Moor | 2495 |
| 2006 | Simo Valakari | 2608 |
| 2005 | Ronnie O'Brien | 2512 |
| 2004 | Ronnie O'Brien | 2581 |
| 2003 | D.J. Countess | 2194 |
| 2002 | Matt Jordan | 2511 |
| 2001 | Matt Jordan | 2388 |
| 2000 | Matt Jordan | 2830 |
| 1999 | Jason Kreis | 2815 |
| 1998 | Jason Kreis | 2578 |
| 1997 | Mark Dodd | 2700 |
| 1996 | Mark Dodd | 2776 |

GOALS

| YEAR | PLAYER | GP | G |
|------|--------------------|----|----|
| 2018 | Maximiliano Urruti | 33 | 8 |
| | Roland Lamah | 29 | 8 |
| 2017 | Maximiliano Urruti | 32 | 12 |
| 2016 | Michael Barrios | 32 | 9 |
| | Maximiliano Urruti | 30 | 9 |
| 2015 | Fabian Castillo | 30 | 9 |

| | | | |
|------|------------------|----|----|
| 2014 | Blas Perez | 29 | 11 |
| 2013 | Blas Perez | 25 | 11 |
| 2012 | Blas Perez | 20 | 9 |
| 2011 | Brek Shea | 31 | 11 |
| 2010 | Jeff Cunningham | 27 | 11 |
| 2009 | Jeff Cunningham | 28 | 17 |
| 2008 | Kenny Cooper | 30 | 18 |
| 2007 | Carlos Ruiz | 22 | 7 |
| 2006 | Carlos Ruiz | 27 | 13 |
| 2005 | Carlos Ruiz | 19 | 11 |
| 2004 | Eddie Johnson | 26 | 12 |
| 2003 | Jason Kreis | 18 | 7 |
| 2002 | Jason Kreis | 27 | 13 |
| 2001 | Ariel Graziani | 25 | 11 |
| 2000 | Ariel Graziani | 24 | 15 |
| 1999 | Jason Kreis | 32 | 18 |
| 1998 | Jason Kreis | 30 | 9 |
| 1997 | Dante Washington | 30 | 12 |
| 1996 | Jason Kreis | 31 | 13 |

ASSISTS

| YEAR | PLAYER | GP | A |
|------|--------------------|----|----|
| 2018 | Maximiliano Urruti | 33 | 11 |
| 2017 | Michael Barrios | 34 | 14 |
| 2016 | Mauro Díaz | 27 | 13 |
| 2015 | Mauro Díaz | 24 | 10 |
| 2014 | Blas Perez | 29 | 6 |
| 2013 | David Ferreira | 30 | 9 |
| 2012 | David Ferreira | 17 | 9 |
| 2011 | Andrew Jacobson | 27 | 5 |
| 2010 | David Ferreira | 30 | 13 |
| 2009 | Dave VDB | 30 | 11 |
| 2008 | Andre Rocha | 27 | 8 |
| 2007 | Dax McCarty | 25 | 7 |
| 2006 | Ronnie O'Brien | 27 | 11 |
| 2005 | Ronnie O'Brien | 28 | 12 |
| 2004 | Ronnie O'Brien | 29 | 10 |
| 2003 | Brad Davis | 26 | 5 |
| | Chad Deering | 27 | 5 |
| 2002 | Antonio Martinez | 26 | 10 |
| 2001 | Oscar Pareja | 24 | 12 |
| 2000 | Jason Kreis | 27 | 13 |
| 1999 | Jason Kreis | 32 | 15 |
| 1998 | Jason Kreis | 30 | 8 |
| 1997 | Alain Sutter | 21 | 8 |
| 1996 | Gerell Elliott | 20 | 7 |
| | Diego Sonora | 31 | 7 |

SHOTS

| YEAR | PLAYER | GP | SH |
|------|--------------------|----|-----|
| 2018 | Maximiliano Urruti | 33 | 117 |
| 2017 | Maximiliano Urruti | 32 | 103 |

FC DALLAS INDIVIDUAL YEAR-BY-YEAR LEADERS (1996-2018)

| | | | |
|------|--------------------|----|-----|
| 2016 | Maximiliano Urruti | 30 | 91 |
| 2015 | Fabian Castillo | 30 | 79 |
| 2014 | Fabian Castillo | 27 | 74 |
| 2013 | Jackson | 30 | 61 |
| 2012 | Jackson | 21 | 56 |
| 2011 | Brek Shea | 31 | 74 |
| 2010 | Jeff Cunningham | 27 | 58 |
| 2009 | Jeff Cunningham | 28 | 71 |
| 2008 | Kenny Cooper | 30 | 119 |
| 2007 | Arturo Alvarez | 27 | 61 |
| 2006 | Ronnie O'Brien | 27 | 69 |
| 2005 | Ronnie O'Brien | 28 | 83 |
| 2004 | Eddie Johnson | 26 | 75 |
| 2003 | Jason Kreis | 18 | 42 |
| 2002 | Jason Kreis | 27 | 81 |
| 2001 | Ariel Graziani | 25 | 83 |
| 2000 | Jason Kreis | 27 | 82 |
| 1999 | Jason Kreis | 32 | 114 |
| 1998 | Jason Kreis | 30 | 97 |
| 1997 | Dante Washington | 30 | 69 |
| 1996 | Jason Kreis | 31 | 90 |

SHOTS ON GOAL

| YEAR | PLAYER | GP | SOG |
|------|--------------------|----|-----|
| 2018 | Maximiliano Urruti | 33 | 35 |
| 2017 | Maximiliano Urruti | 32 | 39 |
| 2016 | Maximiliano Urruti | 30 | 36 |
| 2015 | Fabian Castillo | 30 | 30 |
| 2014 | Fabian Castillo | 27 | 32 |
| 2013 | Blas Perez | 25 | 29 |
| 2012 | Blas Perez | 20 | 23 |
| 2011 | Marvin Chavez | 31 | 28 |
| 2010 | David Ferreira | 30 | 26 |
| 2009 | Jeff Cunningham | 28 | 38 |
| 2008 | Kenny Cooper | 30 | 60 |
| 2007 | Arturo Alvarez | 27 | 30 |
| 2006 | Kenny Cooper | 31 | 30 |
| 2005 | Ronnie O'Brien | 28 | 37 |
| 2004 | Eddie Johnson | 26 | 32 |
| 2003 | Jason Kreis | 18 | 21 |
| 2002 | Jason Kreis | 27 | 38 |
| 2001 | Ariel Graziani | 25 | 40 |
| 2000 | Ariel Graziani | 24 | 45 |
| 1999 | Jason Kreis | 32 | 57 |
| 1998 | Jason Kreis | 30 | 39 |
| 1997 | Dante Washington | 30 | 38 |
| 1996 | Jason Kreis | 31 | 41 |

FOULS COMMITTED

| YEAR | PLAYER | GP | FC |
|------|---------------|----|----|
| 2018 | Carlos Gruezo | 31 | 49 |
| 2017 | Carlos Gruezo | 31 | 61 |

| | | | |
|------|------------------|----|----|
| 2016 | Carlos Gruezo | 27 | 55 |
| 2015 | Victor Ulloa | 33 | 41 |
| 2014 | Blas Perez | 29 | 46 |
| 2013 | Jackson | 30 | 57 |
| 2012 | Andrew Jacobson | 31 | 47 |
| 2011 | Daniel Hernandez | 30 | 47 |
| 2010 | Atiba Harris | 29 | 51 |
| 2009 | Dax McCarty | 28 | 29 |
| 2008 | Andre Rocha | 27 | 52 |
| 2007 | Juan Toja | 27 | 83 |
| 2006 | Simo Valakari | 31 | 81 |
| 2005 | Simo Valakari | 28 | 78 |
| 2004 | Simo Valakari | 26 | 73 |
| 2003 | Oscar Pareja | 24 | 58 |
| 2002 | Oscar Pareja | 24 | 64 |
| 2001 | Oscar Pareja | 24 | 59 |
| 2000 | Jason Kreis | 27 | 61 |
| 1999 | Jason Kreis | 32 | 49 |
| 1998 | Leonel Alvarez | 27 | 63 |
| 1997 | Daniel Peinado | 25 | 57 |
| 1996 | Lawrence Lozano | 31 | 50 |

FOULS SUFFERED

| YEAR | PLAYER | GP | FS |
|------|--------------------|----|----|
| 2018 | Maximiliano Urruti | 33 | 49 |
| 2017 | Maximiliano Urruti | 32 | 52 |
| 2016 | Mauro Díaz | 27 | 81 |
| 2015 | Mauro Díaz | 24 | 76 |
| 2014 | Andres Escobar | 23 | 52 |
| 2013 | David Ferreira | 30 | 76 |
| 2012 | David Ferreira | 17 | 53 |
| 2011 | Marvin Chavez | 31 | 53 |
| 2010 | David Ferreira | 30 | 84 |
| 2009 | David Ferreira | 30 | 58 |
| 2008 | Kenny Cooper | 30 | 48 |
| 2007 | Dax McCarty | 25 | 46 |
| 2006 | Carlos Ruiz | 27 | 72 |
| 2005 | Ronnie O'Brien | 28 | 47 |
| | Carlos Ruiz | 19 | 47 |
| 2004 | Eddie Johnson | 26 | 53 |
| 2003 | Oscar Pareja | 24 | 48 |
| 2002 | Oscar Pareja | 24 | 58 |
| 2001 | Oscar Pareja | 24 | 56 |
| 2000 | Oscar Pareja | 29 | 77 |
| 1999 | Oscar Pareja | 27 | 59 |
| 1998 | Jason Kreis | 30 | 43 |
| 1997 | Damian | 19 | 61 |
| 1996 | Lawrence Lozano | 31 | 55 |

CAUTIONS (YELLOWS)

| YEAR | PLAYER | GP | C |
|------|---------------|----|---|
| 2018 | Carlos Gruezo | 31 | 8 |

| | | | |
|------|---------------------|----|----|
| | Matt Hedges | 33 | 8 |
| 2017 | Maynor Figueroa | 26 | 8 |
| | Hernan Grana | 30 | 8 |
| 2016 | Carlos Gruezo | 27 | 9 |
| 2015 | Atiba Harris | 27 | 8 |
| 2014 | Michel | 25 | 6 |
| 2013 | Fabian Castillo | 33 | 7 |
| 2012 | Fabian Castillo | 26 | 7 |
| 2011 | Jackson | 28 | 8 |
| 2010 | Atiba Harris | 29 | 8 |
| 2009 | Pablo Ricchetti | 22 | 7 |
| 2008 | Marcelo Saragosa | 25 | 8 |
| 2007 | Carlos Ruiz | 22 | 9 |
| 2006 | Bobby Rhine | 30 | 7 |
| 2005 | Clarence Goodson | 29 | 9 |
| 2004 | Chris Gbandi | 23 | 8 |
| | Simo Valakari | 26 | 8 |
| 2003 | Oscar Pareja | 24 | 9 |
| 2002 | Paul Broome | 25 | 7 |
| | Oscar Pareja | 24 | 7 |
| | Joselito Vaca | 25 | 7 |
| 2001 | 5 players tied with | | 6 |
| 2000 | Ricardo Iribarren | 22 | 10 |
| 1999 | Eric Dade | 24 | 5 |
| | Jason Kreis | 32 | 5 |
| | Brandon Pollard | 31 | 5 |
| 1998 | Leonel Alvarez | 27 | 12 |
| 1997 | Damian | 19 | 7 |
| 1996 | Leonel Alvarez | 22 | 14 |

EJECTIONS (RED CARDS)

| YEAR | PLAYER | GP | E |
|------|---------------------|----|---|
| 2018 | Reto Ziegler | 29 | 3 |
| 2017 | Tesho Akindele | 29 | 1 |
| | Carlos Gruezo | 31 | 1 |
| | Jacori Hayes | 3 | 1 |
| 2016 | Maynor Figueroa | 28 | 1 |
| 2015 | 4 players tied with | | 1 |
| 2014 | Moises Hernandez | 17 | 2 |
| | Blas Perez | 29 | 2 |
| | Je-Vaughn Watson | 31 | 2 |
| 2013 | Jackson | 30 | 2 |
| 2012 | Daniel Hernandez | 28 | 2 |
| | Zach Loyd | 32 | 2 |
| 2011 | 4 players tied with | | 1 |
| 2010 | Jair Benitez | 28 | 1 |
| | Dario Sala | 11 | 1 |
| | Brek Shea | 25 | 1 |
| 2009 | 5 players tied with | | 1 |
| 2008 | Pablo Ricchetti | 27 | 2 |
| 2007 | 4 players tied with | | 1 |
| 2006 | Chris Gbandi | 28 | 1 |



FC DALLAS INDIVIDUAL YEAR-BY-YEAR LEADERS (1996-2018)

| | | | | | | | |
|--------------------------|-----------|------------|---------------------------|-----------|------------|-----------------------------|---------------|
| Bobby Rhine | 30 | 1 | 2009 Jeff Cunningham | 28 | 33 | GAME-WINNING ASSISTS | |
| 2005 Carey Talley | 20 | 1 | 2008 Kenny Cooper | 30 | 39 | YEAR PLAYER | GP GWA |
| Greg Vanney | 25 | 1 | 2007 Carlos Ruiz | 22 | 23 | 2018 Maximiliano Urruti | 33 3 |
| 2004 Simo Valakari | 26 | 2 | 2006 Carlos Ruiz | 27 | 32 | Michael Barrios | 34 3 |
| 2003 6 players tied with | 1 | | 2005 Carlos Ruiz | 19 | 36 | 2017 Michael Barrios | 34 3 |
| 2002 4 players tied with | 1 | | 2004 Eddie Johnson | 26 | 27 | 2016 Mauro Díaz | 27 7 |
| 2001 Ted Eck | 9 | 1 | 2003 Toni Nhleko | 11 | 19 | 2015 Mauro Díaz | 24 4 |
| Justin Evans | 9 | 1 | 2002 Ronald Cerritos | 23 | 23 | 2014 Tesho Akindele | 26 2 |
| Lubos Kubik | 11 | 1 | 2001 Ariel Graziani | 25 | 37 | 2013 David Ferreira | 30 3 |
| 2000 Sergi Daniv | 18 | 2 | 2000 Ariel Graziani | 24 | 37 | Michel | 31 3 |
| 1999 5 players tied with | 1 | | 1999 Jason Kreis | 32 | 29 | 2012 Fabian Castillo | 26 2 |
| 1998 Leonel Alvarez | 27 | 2 | 1998 Dante Washington | 28 | 25 | Zach Loyd | 32 2 |
| 1997 Damian | 19 | 2 | 1997 Damian | 19 | 42 | Blas Perez | 20 2 |
| 1996 Leonel Alvarez | 22 | 2 | 1996 Gerell Elliott | 20 | 20 | 2011 5 players tied with | 2 |
| CORNER KICKS | | | GAME-WINNING GOALS | | | 2010 David Ferreira | 30 5 |
| YEAR PLAYER | GP | CK | YEAR PLAYER | GP | GWG | 2009 4 players tied with | 3 |
| 2018 Mauro Díaz | 12 | 42 | 2018 Roland Lamah | 29 | 4 | 2008 Andre Rocha | 27 4 |
| 2017 Kellyn Acosta | 23 | 51 | 2017 Maximiliano Urruti | 32 | 3 | 2007 Dax McCarty | 25 2 |
| 2016 Mauro Díaz | 27 | 79 | 2016 Fabian Castillo | 22 | 3 | Ramon Nunez | 13 2 |
| 2015 Mauro Díaz | 24 | 75 | Mauro Díaz | 27 | 3 | 2006 Richard Mulrooney | 25 4 |
| 2014 Michel | 25 | 88 | Walker Zimmerman | 30 | 3 | Ronnie O'Brien | 27 4 |
| 2013 Michel | 31 | 79 | 2015 Tesho Akindele | 28 | 3 | 2005 David Wagenfuhr | 19 2 |
| 2012 David Ferreira | 17 | 62 | Blas Perez | 23 | 3 | 2004 Ronnie O'Brien | 29 4 |
| 2011 Ricardo Villar | 20 | 55 | David Texeira | 22 | 3 | 2003 Oscar Pareja | 24 2 |
| 2010 David Ferreira | 30 | 99 | 2014 Fabian Castillo | 27 | 4 | 2002 Oscar Pareja | 24 4 |
| 2009 Dave van den Bergh | 30 | 107 | 2013 Fabian Castillo | 33 | 2 | Joselito Vaca | 25 4 |
| 2008 Andre Rocha | 27 | 60 | 2012 Fabian Castillo | 26 | 2 | 2001 Oscar Pareja | 24 4 |
| 2007 Arturo Alvarez | 27 | 44 | David Ferreira | 17 | 2 | 2000 Jason Kreis | 27 4 |
| 2006 Ronnie O'Brien | 27 | 39 | 2011 Brek Shea | 31 | 5 | Oscar Pareja | 29 4 |
| 2005 Ronnie O'Brien | 28 | 44 | 2010 Jeff Cunningham | 27 | 3 | 1999 Jason Kreis | 32 7 |
| 2004 Brad Davis | 29 | 91 | Brek Shea | 25 | 3 | 1998 Leonel Alvarez | 27 2 |
| 2003 Brad Davis | 26 | 59 | 2009 Jeff Cunningham | 28 | 7 | Jason Kreis | 30 2 |
| 2002 Antonio Martinez | 26 | 62 | 2008 Kenny Cooper | 30 | 4 | Oscar Pareja | 6 2 |
| 2001 Jason Kreis | 25 | 46 | 2007 Juan Toja | 27 | 3 | 1997 Mark Santel | 31 3 |
| 2000 Chad Deering | 29 | 63 | 2006 Kenny Cooper | 31 | 6 | 1996 Leonel Alvarez | 22 2 |
| 1999 Jason Kreis | 32 | 79 | 2005 Roberto Mina | 21 | 3 | Ted Eck | 26 2 |
| 1998 Jason Kreis | 30 | 68 | Carlos Ruiz | 19 | 3 | Gerell Elliott | 20 2 |
| 1997 Alain Sutter | 21 | 43 | 2004 Eddie Johnson | 26 | 7 | PENALTY-KICK GOALS | |
| 1996 Brian Haynes | 26 | 48 | 2003 6 players tied with | 1 | | YEAR PLAYER | GP PKG |
| OFFSIDE | | | 2002 Jason Kreis | 27 | 5 | 2018 Reto Ziegler | 29 2 |
| YEAR PLAYER | GP | OFF | 2001 Ariel Graziani | 25 | 2 | Mauro Díaz | 12 2 |
| 2018 Roland Lamah | 29 | 17 | Jason Kreis | 25 | 2 | 2017 Mauro Díaz | 19 2 |
| 2017 Maximiliano Urruti | 32 | 27 | Jorge Rodriguez | 24 | 2 | 2016 Mauro Díaz | 27 3 |
| 2016 Fabian Castillo | 22 | 23 | 2000 Jason Kreis | 27 | 4 | 2015 Mauro Díaz | 24 3 |
| 2015 Fabian Castillo | 30 | 16 | 1999 Jason Kreis | 32 | 6 | 2014 Michel | 25 5 |
| 2014 Fabian Castillo | 27 | 31 | 1998 Jason Kreis | 30 | 6 | 2013 Kenny Cooper | 31 2 |
| 2013 Kenny Cooper | 31 | 23 | 1997 Damian | 19 | 3 | 2012 Brek Shea | 21 2 |
| 2012 Blas Perez | 20 | 18 | Dante Washington | 30 | 3 | 2011 Daniel Hernandez | 30 1 |
| 2011 Fabian Castillo | 21 | 23 | 1996 Jason Kreis | 31 | 3 | 2010 Jeff Cunningham | 27 4 |
| 2010 Jeff Cunningham | 27 | 27 | | | | David Ferreira | 30 4 |
| | | | | | | 2009 Kenny Cooper | 15 2 |

FC DALLAS INDIVIDUAL YEAR-BY-YEAR LEADERS (1996-2018)

| | | | | | | | | | |
|-------------------------|-----------|----------|---------------------|-----------------------------|-----------------|---------------------|---------------------|-----------|-----------|
| 2008 Kenny Cooper | 30 | 4 | 2013 David Ferreira | 30 | 9 | 0.30 | Dan Kennedy | 16 | 7 |
| 2007 Abe Thompson | 24 | 2 | 2012 David Ferreira | 17 | 9 | 0.53 | 2014 Raul Fernandez | 21 | 9 |
| 2005 Carlos Ruiz | 19 | 3 | 2011A. Jacobson | 27 | 5 | 0.19 | 2013 Raul Fernandez | 26 | 7 |
| 2004 Eddie Johnson | 26 | 1 | 2010 David Ferreira | 30 | 13 | 0.43 | 2012 Kevin Hartman | 30 | 9 |
| Bobby Rhine | 19 | 1 | 2009 Atiba Harris | 12 | 5 | 0.42 | 2011 Kevin Hartman | 33 | 15 |
| 2003 Brad Davis | 26 | 2 | 2008 Andre Rocha | 27 | 8 | 0.30 | 2010 Kevin Hartman | 20 | 10 |
| 2002 Jorge Rodriguez | 22 | 3 | 2007 Dax McCarty | 25 | 7 | 0.28 | 2009 Dario Sala | 14 | 7 |
| 2001 Jorge Rodriguez | 24 | 3 | 2006 A.Thompson | 14 | 6 | 0.43 | 2008 Dario Sala | 28 | 8 |
| 2000 Jorge Rodriguez | 25 | 1 | 2005 Ronnie O'Brien | 28 | 12 | 0.43 | 2007 Dario Sala | 18 | 8 |
| 1999 Jason Kreis | 32 | 1 | 2004 Ronnie O'Brien | 29 | 10 | 0.34 | 2006 Dario Sala | 28 | 14 |
| Oscar Pareja | 27 | 1 | 2003 Brad Davis | 26 | 5 | 0.19 | 2005 Scott Garlick | 28 | 13 |
| 1998 Damian | 13 | 1 | 2002 A. Martinez | 26 | 10 | 0.38 | 2004 Jeff Cassar | 19 | 7 |
| 1997 Damian | 19 | 4 | 2001 A. Martinez | 17 | 9 | 0.53 | 2003 D.J. Countess | 24 | 5 |
| Jason Kreis | 32 | 4 | 2000 Jason Kreis | 27 | 13 | 0.48 | 2002 Matt Jordan | 27 | 12 |
| 1996 Leonel Alvarez | 22 | 1 | 1999 Jason Kreis | 32 | 15 | 0.47 | 2001 Matt Jordan | 26 | 10 |
| W. Rodriguez | 14 | 1 | 1998 Jason Kreis | 30 | 8 | 0.27 | 2000 Matt Jordan | 31 | 13 |
| Hugo Sanchez | 23 | 1 | 1997 Alain Sutter | 21 | 8 | 0.38 | 1999 Matt Jordan | 29 | 17 |
| | | | 1996 Gerell Elliott | 20 | 7 | 0.35 | 1998 Mark Dodd | 25 | 11 |
| GOALS PER GAME | | | Minimum: 5 assists | | | | 1997 Mark Dodd | 30 | 14 |
| YEAR PLAYER | GP | G | % | GAMES PLAYED IN GOAL | | | 1996 Mark Dodd | 31 | 17 |
| 2018 Roland Lamah | 29 | 8 | 0.28 | YEAR PLAYER | GP | SAVES | | | |
| 2017 M. Urruti | 32 | 12 | 0.38 | 2018 Jesse Gonzalez | 21 | YEAR PLAYER | GP | S | |
| 2016 M. Urruti | 30 | 9 | 0.30 | 2017 Jesse Gonzalez | 29 | 2017 Jesse Gonzalez | 29 | 75 | |
| 2015 Mauro Díaz | 24 | 8 | 0.33 | 2016 Chris Seitz | 28 | 2016 Chris Seitz | 28 | 63 | |
| 2014 Blas Perez | 29 | 11 | 0.38 | 2015 Dan Kennedy | 16 | 2015 Jesse Gonzalez | 11 | 37 | |
| 2013 Blas Perez | 25 | 11 | 0.44 | 2014 Raul Fernandez | 21 | 2014 Raul Fernandez | 21 | 66 | |
| 2012 Blas Perez | 20 | 9 | 0.45 | 2013 Raul Fernandez | 26 | 2013 Raul Fernandez | 26 | 88 | |
| 2011 Brek Shea | 31 | 11 | 0.35 | 2012 Kevin Hartman | 30 | 2012 Kevin Hartman | 30 | 98 | |
| 2010 J.Cunningham | 27 | 11 | 0.41 | 2011 Kevin Hartman | 33 | 2011 Kevin Hartman | 33 | 85 | |
| 2009 J.Cunningham | 28 | 17 | 0.61 | 2010 Kevin Hartman | 20 | 2010 Kevin Hartman | 20 | 56 | |
| 2008 Kenny Cooper | 30 | 18 | 0.60 | 2009 Ray Burse | 17 | 2009 Ray Burse | 17 | 62 | |
| 2007 Carlos Ruiz | 22 | 7 | 0.32 | 2008 Dario Sala | 28 | 2008 Dario Sala | 28 | 92 | |
| 2006 Carlos Ruiz | 27 | 13 | 0.48 | 2007 Dario Sala | 18 | 2007 Dario Sala | 18 | 64 | |
| 2005 Carlos Ruiz | 19 | 11 | 0.58 | 2006 Dario Sala | 28 | 2006 Dario Sala | 28 | 93 | |
| 2004 E.Johnson | 26 | 12 | 0.46 | 2005 Scott Garlick | 28 | 2005 Scott Garlick | 28 | 98 | |
| 2003 Jason Kreis | 18 | 7 | 0.39 | 2004 Jeff Cassar | 19 | 2004 Jeff Cassar | 19 | 65 | |
| 2002 Jason Kreis | 27 | 13 | 0.48 | 2003 D.J. Countess | 24 | 2003 D.J. Countess | 24 | 115 | |
| 2001 Ariel Graziani | 25 | 11 | 0.44 | 2002 Matt Jordan | 27 | 2002 Matt Jordan | 27 | 109 | |
| 2000 Ariel Graziani | 24 | 15 | 0.63 | 2001 Matt Jordan | 26 | 2001 Matt Jordan | 26 | 91 | |
| 1999 Jason Kreis | 32 | 18 | 0.56 | 2000 Matt Jordan | 31 | 2000 Matt Jordan | 31 | 124 | |
| 1998 Jason Kreis | 30 | 9 | 0.30 | 1999 Matt Jordan | 29 | 1999 Matt Jordan | 29 | 133 | |
| 1997 Damian | 19 | 11 | 0.58 | 1998 Mark Dodd | 25 | 1998 Mark Dodd | 25 | 134 | |
| 1996 Jason Kreis | 31 | 13 | 0.42 | 1997 Mark Dodd | 30 | 1997 Mark Dodd | 30 | 183 | |
| Minimum: 5 goals | | | | 1996 Mark Dodd | 31 | 1996 Mark Dodd | 31 | 160 | |
| ASSISTS PER GAME | | | WINS | | SHUTOUTS | | | | |
| YEAR PLAYER | GP | A | % | YEAR PLAYER | GP | W | YEAR PLAYER | GP | SO |
| 2018 Mauro Díaz | 12 | 8 | 0.67 | 2018 Jesse Gonzalez | 21 | 11 | 2018 Jesse Gonzalez | 21 | 6 |
| 2017 Mauro Díaz | 19 | 8 | 0.42 | 2017 Jesse Gonzalez | 29 | 8 | 2017 Jesse Gonzalez | 29 | 9 |
| 2016 Mauro Díaz | 27 | 13 | 0.48 | 2016 Chris Seitz | 28 | 14 | 2016 Chris Seitz | 28 | 10 |
| 2015 Mauro Díaz | 24 | 10 | 0.42 | 2015 Jesse Gonzalez | 11 | 7 | 2015 Jesse Gonzalez | 11 | 5 |
| 2014 Blas Perez | 29 | 6 | 0.21 | | | | | | |



FC DALLAS INDIVIDUAL YEAR-BY-YEAR LEADERS (1996-2018)

| | | |
|---------------------|----|----|
| Dan Kennedy | 16 | 5 |
| 2014 Raul Fernandez | 21 | 4 |
| 2013 Raul Fernandez | 26 | 7 |
| 2012 Kevin Hartman | 30 | 6 |
| 2011 Kevin Hartman | 33 | 13 |
| 2010 Kevin Hartman | 20 | 9 |
| 2009 Dario Sala | 14 | 4 |
| 2008 Dario Sala | 28 | 7 |
| 2007 Dario Sala | 18 | 5 |
| 2006 Dario Sala | 28 | 5 |
| 2005 Scott Garlick | 28 | 6 |
| 2004 Jeff Cassar | 19 | 4 |
| Scott Garlick | 12 | 4 |
| 2003 Jeff Cassar | 7 | 2 |
| D.J. Countess | 24 | 2 |
| 2002 Matt Jordan | 27 | 3 |
| 2001 Matt Jordan | 26 | 9 |
| 2000 Matt Jordan | 31 | 7 |
| 1999 Matt Jordan | 29 | 11 |
| 1998 Mark Dodd | 25 | 6 |
| 1997 Mark Dodd | 30 | 3 |
| 1996 Mark Dodd | 31 | 6 |

ALL-TIME FC DALLAS INDIVIDUAL LEADERS

| GAMES PLAYED | | MINUTES PLAYED | | ASSISTS | |
|-----------------|-----|--------------------|--------|--------------------|---------|
| PLAYER | GP | PLAYER | MIN | PLAYER | GP A |
| Jason Kreis | 247 | Jason Kreis | 20290 | Jason Kreis | 247 65 |
| Bobby Rhine | 212 | Matt Hedges | 17964 | Oscar Pareja | 176 47 |
| Matt Hedges | 210 | Zach Loyd | 14742 | Mauro Díaz | 109 44 |
| Zach Loyd | 180 | Jorge Rodriguez | 12972 | David Ferreira | 113 39 |
| Oscar Pareja | 176 | Richard Farrer | 12699 | Ronnie O’Brien | 101 35 |
| Fabian Castillo | 159 | Bobby Rhine | 12622 | Bobby Rhine | 212 34 |
| Richard Farrer | 158 | Oscar Pareja | 12543 | Fabian Castillo | 159 30 |
| Ted Eck | 156 | Jair Benitez | 12396 | Chad Deering | 147 30 |
| Jorge Rodriguez | 155 | Fabian Castillo | 12016 | Antonio Martinez | 68 23 |
| Jair Benitez | 153 | Chad Deering | 11917 | Mark Santel | 133 22 |
| GAMES STARTED | | GOALS | | SHOTS | |
| PLAYER | GS | PLAYER | GP G | PLAYER | GP SH |
| Jason Kreis | 227 | Jason Kreis | 247 91 | Jason Kreis | 247 686 |
| Matt Hedges | 203 | Kenny Cooper | 121 46 | Kenny Cooper | 121 314 |
| Zach Loyd | 168 | Blas Perez | 97 36 | Maximiliano Urruti | 95 311 |
| Oscar Pareja | 144 | Fabian Castillo | 159 34 | Fabian Castillo | 159 305 |
| Richard Farrer | 141 | Jeff Cunningham | 66 33 | Ronnie O’Brien | 101 244 |
| Jair Benitez | 140 | Carlos Ruiz | 69 32 | Bobby Rhine | 212 204 |
| Jorge Rodriguez | 140 | Ariel Graziani | 57 30 | Michael Barrios | 126 203 |
| Fabian Castillo | 139 | Maximiliano Urruti | 95 29 | Blas Perez | 97 197 |
| Bobby Rhine | 136 | Michael Barrios | 126 25 | Oscar Pareja | 176 187 |
| Chad Deering | 132 | Jorge Rodriguez | 155 25 | Ariel Graziani | 57 180 |
| | | | | Brek Shea | 98 180 |

ALL-TIME FC DALLAS INDIVIDUAL LEADERS

| SHOTS ON GOAL | | | Simo Valakari | 85 | 22 | Blas Perez | 97 | 7 |
|--------------------|-----|-----|-----------------------|-----|-----|----------------------|-----|------|
| PLAYER | GP | SOG | EJECTIONS (RED CARDS) | | | GAME-WINNING ASSISTS | | |
| Jason Kreis | 247 | 313 | PLAYER | GP | E | PLAYER | GP | GWA |
| Kenny Cooper | 121 | 156 | Leonel Alvarez | 70 | 5 | Jason Kreis | 247 | 19 |
| Fabian Castillo | 159 | 125 | Blas Perez | 97 | 5 | Oscar Pareja | 176 | 19 |
| Maximiliano Urruti | 95 | 110 | Zach Loyd | 180 | 4 | Mauro Diaz | 109 | 16 |
| Ronnie O’Brien | 101 | 106 | Je-Vaughn Watson | 78 | 4 | David Ferreira | 113 | 12 |
| Ariel Graziani | 57 | 97 | Ted Eck | 156 | 3 | Ronnie O’Brien | 101 | 9 |
| Bobby Rhine | 212 | 95 | Jackson | 91 | 3 | Bobby Rhine | 212 | 9 |
| Michael Barrios | 126 | 92 | Bobby Rhine | 212 | 3 | Michael Barrios | 126 | 8 |
| Blas Perez | 97 | 89 | Marcelo Saragosa | 54 | 3 | Fabian Castillo | 159 | 8 |
| Dante Washington | 85 | 89 | Reto Ziegler | 29 | 3 | Ted Eck | 156 | 8 |
| FOULS COMMITTED | | | 16 players tied with | | 2 | Mark Santel | 133 | 8 |
| PLAYER | GP | FC | CORNER KICKS | | | HAT TRICKS | | |
| Jason Kreis | 247 | 357 | PLAYER | GP | CK | PLAYER | GP | HATS |
| Oscar Pareja | 176 | 328 | Jason Kreis | 247 | 300 | Tesho Akindele | 133 | 1 |
| Chad Deering | 147 | 239 | Mauro Diaz | 109 | 261 | Michael Barrios | 126 | 1 |
| Simo Valakari | 85 | 232 | David Ferreira | 113 | 252 | Jeff Cunningham | 66 | 1 |
| Ted Eck | 156 | 214 | Michel | 74 | 206 | Jason Kreis | 247 | 1 |
| Ronnie O’Brien | 101 | 181 | Chad Deering | 147 | 203 | Roland Lamah | 61 | 1 |
| Jorge Rodriguez | 155 | 181 | Brad Davis | 55 | 150 | Bobby Rhine | 212 | 1 |
| Bobby Rhine | 212 | 179 | Ronnie O’Brien | 101 | 119 | Dante Washington | 85 | 1 |
| Matt Hedges | 210 | 173 | Antonio Martinez | 68 | 115 | MULTI-GOAL GAMES | | |
| Zach Loyd | 180 | 171 | Dax McCarty | 93 | 113 | PLAYER | GP | MGG |
| FOULS SUFFERED | | | Kellyn Acosta | 117 | 107 | Jason Kreis | 247 | 10 |
| PLAYER | GP | FS | Dave van den Bergh | 30 | 107 | Jeff Cunningham | 66 | 7 |
| Oscar Pareja | 176 | 365 | OFFSIDE | | | Kenny Cooper | 121 | 6 |
| Jason Kreis | 247 | 358 | PLAYER | GP | OFF | Roland Lamah | 61 | 6 |
| David Ferreira | 113 | 290 | Fabian Castillo | 159 | 124 | Ariel Graziani | 57 | 5 |
| Mauro Díaz | 109 | 267 | Jason Kreis | 247 | 121 | Blas Perez | 97 | 5 |
| Jair Benitez | 153 | 202 | Kenny Cooper | 121 | 104 | Carlos Ruiz | 69 | 5 |
| Bobby Rhine | 212 | 202 | Carlos Ruiz | 69 | 92 | Michael Barrios | 126 | 4 |
| Ted Eck | 156 | 191 | Ariel Graziani | 57 | 86 | Dante Washington | 85 | 4 |
| Zach Loyd | 180 | 176 | Jeff Cunningham | 66 | 80 | Tesho Akindele | 133 | 3 |
| Kenny Cooper | 121 | 173 | Dante Washington | 85 | 65 | Eddie Johnson | 84 | 3 |
| Blas Perez | 97 | 164 | Bobby Rhine | 212 | 64 | PENALTY-KICK GOALS | | |
| CAUTIONS (YELLOW) | | | Eddie Johnson | 84 | 61 | PLAYER | GP | PKG |
| PLAYER | GP | C | Maxi Urruti | 95 | 55 | Mauro Díaz | 109 | 10 |
| Oscar Pareja | 176 | 38 | GAME-WINNING GOALS | | | Kenny Cooper | 121 | 9 |
| Jason Kreis | 247 | 34 | PLAYER | GP | GWG | Jorge Rodriguez | 155 | 7 |
| Atiba Harris | 125 | 33 | Jason Kreis | 247 | 28 | Jason Kreis | 247 | 6 |
| Matt Hedges | 210 | 30 | Kenny Cooper | 121 | 14 | Michel | 74 | 6 |
| Leonel Alvarez | 70 | 29 | Fabian Castillo | 159 | 12 | Damian | 32 | 5 |
| Chris Gbandi | 111 | 29 | Jeff Cunningham | 66 | 10 | Jeff Cunningham | 66 | 5 |
| Chad Deering | 147 | 28 | Eddie Johnson | 84 | 10 | | | |
| Bobby Rhine | 212 | 27 | Mauro Diaz | 109 | 9 | | | |
| Carlos Gruezo | 89 | 23 | Jorge Rodriguez | 155 | 9 | | | |
| Fabian Castillo | 159 | 22 | Brek Shea | 98 | 9 | | | |
| Jorge Rodriguez | 155 | 22 | | | | | | |



FC DALLAS *HISTORY*



FC DALLAS



A member of Major League Soccer since its inception in 1996, FC Dallas is owned and operated by Hunt Sports Group. The professional team plays from March to November at Toyota Stadium in Frisco, Texas. One of the first soccer-specific stadiums built in the United States, the venue plays host to Major League Soccer matches, concerts, international soccer matches and high school football. Toyota Stadium is also now the home of the National Soccer Hall of Fame, located on the south end of the stadium. The 145-acre Toyota Soccer Center includes 17 regulation-sized, tournament-grade soccer fields and is also home to the organization's nationally-renowned youth development system and USSDA National Championship Academy program, boasting 25 Homegrown signings to the professional team.

FC Dallas became a charter member of Major League Soccer on June 6, 1995. Known originally as the Dallas Burn, the team's colors (green and red) and logo (fire-breathing horse) were unveiled at a gala in New York City on October 17, 1995. That same day, MLS announced that Mexican-icon Hugo Sanchez was allocated to the team as its first player in team history. Six months later, Dallas played its first MLS game, defeating the San Jose Clash (now Houston Dynamo) in front of 27,779 fans at the Cotton Bowl in Dallas on April 14, 1996. In its second year, Dallas claimed

CHAMPIONSHIPS

- Lamar Hunt U.S. Open Cup
1997, 2016
- MLS Supporters' Shield
2016
- MLS Western Conference
Champion
2010
- MLS Western Conference
Regular Season Champion
2006, 2015, 2016



FC DALLAS CONTINUED

its first major championship, winning the 1997 U.S. Open Cup title by defeating D.C. United 5-3 on penalty kicks after a scoreless game.

The franchise was a league-owned entity from its inception until the fall of 2003, when Lamar Hunt and his family took over the operating rights. The team changed its name to FC Dallas after the conclusion of the 2004 season. As part of the club's rebranding, new uniforms and a new logo (designed by Lamar Hunt) were also unveiled.

The logo features the name FC Dallas and the number 96, signifying the year the club played its inaugural game, above a drawing of a bull, signifying the kind of Texas cattle that were driven along North Texas trails throughout the 19th century. The logo features the club's new colors red, white and blue. After playing all of the team's home games at either the Cotton Bowl in Dallas or Dragon Stadium in Southlake, Texas for the first nine-and-a-half seasons of its existence, FC Dallas moved to its new home, Toyota Stadium, the third soccer-specific stadium in MLS, on August 6, 2005.

Since 1996, FC Dallas has compiled a regular season record of 305-275-150. The club has qualified for the postseason in 16 of its 23 seasons. Under longtime SMU head coach Schellas Hyndman, the team won its first Western Conference Championship and reached its first MLS Cup Final in 2010, but fell, 2-1, to the Colorado Rapids in overtime of a match hosted by Toronto FC in Toronto, Canada. A former player, Oscar Pareja became head coach of FC Dallas in 2014 and established a new identity for the franchise based around the FC Dallas youth academy. Since establishing the club as the leader in youth development in MLS, Pareja compiled franchise-record, 60-point seasons in 2015 and 2016, claimed the franchise's first Supporters' Shield (regular season championship) in 2016 and second Lamar Hunt U.S. Open Cup title (2016).

COMPETITIONS

The main goal for every team throughout the MLS regular season is to put itself in position to win the MLS Cup in November. Along the way, there are several other competitions that FC Dallas will participate in. These competitions are played during the regular season, which is why on some occasions, FCD will play against another MLS team but the results won't have an impact on the regular season standings.

SUPPORTERS' SHIELD

The Supporters' Shield is given to the team that finishes the MLS regular season with the best record in the league (most points).

CONCACAF CHAMPIONS LEAGUE

U.S.-based MLS teams qualify for the annual tournament by 1) Winning MLS Cup 2) Winning the Supporters' Shield 3) Having the best regular-season record in the conference opposite the Supporters' Shield winner or 4) Winning the U.S. Open Cup. Each year, the four qualified teams from the previous season, represent the U.S. in the CONCACAF region (North America/Central America/ Caribbean).

FC DALLAS IN CONCACAF CHAMPIONS' LEAGUE

FCD first qualified for the CCL tournament in 2011 by advancing to MLS Cup in 2010. It was eliminated in the final match of the Group Stage by Toronto FC in 2011. FC Dallas grabbed its second CCL berth by finishing first in the Western Conference during the 2015 MLS regular season. FCD advanced out of the Group Stage, defeated Arabe Unido (Panama), 5-2, in the Quarterfinals but fell, 4-3, to Pachuca in the 2017 Semifinals. FC Dallas qualified for the 2018 tournament by winning the 2016 Supporters' Shield/U.S. Open Cup.

LAMAR HUNT U.S. OPEN CUP

The Lamar Hunt U.S. Open Cup is an annual competition open to all amateur and professional soccer teams affiliated with U.S. Soccer. The tournament has crowned a champion for 103 consecutive years dating back to 1914. Within the U.S. Open Cup framework, teams compete in one of three categories: professional outdoor Division I (MLS), Division II (USL/NASL) or Amateur Division (USL Premier Development League & U.S. Adult Soccer Association). FC Dallas won the Open Cup in 1997 as the Dallas Burn and has reached the final on two

other occasions (2005 vs. LA Galaxy, 2007 vs. New England Revolution). FC Dallas hoisted the 2017 Open Cup after defeating the New England Revolution, 4-2, in front of a capacity crowd at Toyota Stadium on Sept. 13.

EL CAPITÁN—THE CANNON

The San Jose Clash relocated to Houston ahead of the 2006 season, an instant rivalry was born between the two Texas-based MLS teams. Prior to the first-ever meeting, the teams agreed to play, each season, for the right to keep a 19th century Mountain Howitzer cannon named El Capitan.

FC DALLAS IN THE BATTLE FOR EL CAPITÁN

Houston claimed the cannon in 2006 (2-1-1) and 2007 (3-0-1). FC Dallas earned its first taste of victory (on away goals tiebreaker) in the competition in 2008 (1-1-1). Houston (2-1-0) reclaimed the cannon in 2009. FC Dallas took it back in 2010 (1-0-1). Houston (1-0-1) won in 2011 and 2012 (1-0-0). FC Dallas claimed the trophy in 2013 (1-0-0), 2014 (1-0-0) and 2015 (3-0-0). Houston took the 2016 series based on goal differential and retained the cannon after the teams tied three times during the 2017 season. FC Dallas took the 2018 series (1-0-2) after defeating Houston 4-2 on September 1, 2018 following two draws earlier in the season.

BRIMSTONE CUP

In 2001, a series of intense matches between FC Dallas and Chicago spurred fans of both clubs to create the Brimstone Cup - awarded annually to fans of the team that wins the season series.

FC DALLAS IN THE BRIMSTONE CUP

Chicago won first-ever Brimstone Cup in 2001 but did not hold the trophy again until the 2013 season (12 years). The 2013 season was also the first year FCD and Chicago began playing only once per season. Chicago kept the cup from 2013 to 2015. FC Dallas took it in 2016 and Chicago won it in 2017, and FC Dallas reclaimed it back in 2018.

LAMAR'S LEGACY



No other professional sports team in Dallas has the pioneering legacy of FC Dallas and its patriarch, Lamar Hunt. The story of FC Dallas is tied to Dallas' soccer history, which began in 1966 when Hunt attended a World Cup match in England and was inspired to bring professional soccer to the U.S.

Born on August 2, 1932 in El Dorado, Arkansas, Hunt is recognized as one of the greatest sports visionaries in American history and a pioneer professional soccer in the United States. Hunt helped make pro football history in 1960 by founding and organizing the American Football League. Long known for his role in the development of

football as founder of the Kansas City Chiefs, Hunt's contributions to pro soccer have also had a major impact on sports in the U.S.

Uncle Lamar formed the Dallas Tornado, one of the first professional soccer clubs in the U.S., and the NASL (North American Soccer League) in 1967. The team carried a roster of professional players transported from Europe. When their playing days were over many of these players, such as Bobby Moffat and Kenny Cooper Sr., began second careers in coaching/ conducting clinics, further spreading interest and developing talent in North Texas.

Professional soccer continued in

Dallas through the 1980's with the rise of the indoor Dallas Sidekicks. Former Tornado players Billy Phillips and Neil Cohen played significant roles in the success of the Sidekicks.

The United States was awarded the 1994 World Cup. Not only was Lamar Hunt key to the bid to bring the World Cup to the U.S., but his leadership also influenced the creation of MLS.

The Hunt family stepped to the forefront of U.S. soccer in 1996 by becoming a charter investor in Major League Soccer, which was created with a unique single-entity operating structure, in which investors own an interest in the

league in addition to individual teams. The Hunts were the original investor-operators of the charter teams from Columbus (Ohio) and Kansas City.

Hunt made his greatest contribution to soccer in this country in 1998-99, when he made pro soccer history by funding the construction of the first soccer-specific stadium in the United States as the Columbus Crew opened their revolutionary facility. The stadium broke ground on Aug. 14, 1998, and was finished in nine months and one day. Columbus Crew Stadium opened on May 15, 1999 and a sold-out, overflow crowd of 24,741 to watch the Crew defeat the New England Revolution 2-0.

The 1999 MLS season proved to be a historic one for Hunt, as he was awarded the National Soccer Hall of Fame Medal of Honor -- the second to receive the medal reserved for extraordinary individuals whose positive contributions to soccer at the national level affected the course of soccer history in the United States.

That year, he also saw the U.S. Open Cup Tournament renamed in his honor. The Lamar Hunt U.S. Open Cup, recognized as U.S. Soccer's National Championship, is an annual competition open to all amateur and professional soccer teams affiliated with U.S. Soccer. Dating back to 1914, the single-elimination tournament is the oldest annual team tournament in U.S. sports history.

Having taken over the operations of Dallas in 2003, Hunt's youngest son Dan joined the Hunt Sports Group to help make Texas soccer

history by breaking ground on Toyota Stadium on Feb. 18, 2004. The 20,295 seat soccer-specific stadium in Frisco became the first soccer stadium built through a coordination of both private and public funds. Hunt Sports Group, the City of Frisco, Collin County and the Frisco Independent School District partnered to build the facility that features 17 championship-quality soccer fields adjacent to the stadium.

In 2005, the team was relaunched as FC Dallas and opened up the brand-new Toyota Stadium on Aug. 6, 2005 with a 2-2 draw between FCD and the New York Red Bulls. Entering the 2006 season, Hunt-founded Crew Stadium and Toyota Stadium were two of the three operating stadiums in Major League Soccer built specifically for soccer. Through Hunt's visionary leadership, Toyota Stadium has become the model for soccer-specific stadiums in the United States, and 14 of the 20 current MLS franchises have soccer-specific stadiums. The 117-acre facility in Frisco has hosted millions of spectators and participants since.

As far back as 1982, Hunt was honored for his efforts to help establish pro soccer in America by being inducted into the U.S. Soccer Hall of Fame in Oneonta, N.Y. Hunt has also been inducted into both the Pro Football Hall of Fame and the International Tennis Hall of Fame, as well as the sports halls of fame of both Missouri and Texas. At the 2004 MLS Cup, Hunt was presented the Commissioner's Award by MLS Commissioner Don Garber for being one of the league's founding fathers as well as a man who has championed soccer in the

United States for nearly 40 years. In 2005, the U.S. Soccer Foundation, the major charitable arm of soccer in the United States, presented Hunt with the Foundation's Lifetime Achievement Award.

The continued success and growth of youth soccer in Dallas and the surrounding areas is directly related to Uncle Lamar's four decades of supporting soccer at all levels. His vision is carried on today through his sons, Clark and Dan, and the fans of FC Dallas.

Since his passing in 2006, players of FC Dallas have worn a patch with the initials LH to honor the legacy of Lamar Hunt.

Thank you, Uncle Lamar.

IN MEMORY OF BOBBY RHINE



Bobby Rhine, former Dallas player and broadcaster, passed away suddenly on Sept. 5, 2011. Rhine is remembered as one of the most important figures in club history, leaving his mark through his achievements on the field (212 games played, 23 goals and 34 assists); his days coaching in the FC Dallas Youth system; and as the enduring voice of FC Dallas, serving as team broadcaster after retiring from the sport in 2008. Rhine carried the torch for our club and the sport of soccer in the same tradition as the late Lamar Hunt, and his impact will be felt forever by the people with whom he shared his love for the Beautiful Game.

FC Dallas memorialized the late Bobby Rhine in a tribute match with the New York Red Bulls on Sept. 17, 2011. All members of the current squad, as well as technical staff, wore black armbands with "BR19" emblazoned on them (a tribute carried on through the remainder of the 2011 season); the Toyota Stadium field was marked with "BR" in two locations; members of Rhine's family led the March to the Match; fans created tribute signs that hung throughout the stadium; and a moment of silence was observed in Rhine's memory. The "Forever Our Voice" permanent banner was also unveiled, and FC Dallas players and front office staff wore t-shirts remembering Rhine.

PERMANENT TRIBUTES

FC Dallas has already enacted several permanent tributes in memory of Bobby Rhine:

- 2011 Walk of Fame inductee Bobby Rhine Fall Invitational (youth soccer tournament)
- Bobby Rhine Memorial Scholarship (awarded annually to a player in the FC Dallas Youth system)
- "Forever Our Voice" banner hanging below broadcast booth
- Commemorative flag on the North Concourse

2011 BROADCASTS

Bobby Rhine's passing left a void in the broadcast booth difficult to fill. The following analysts, accompanied by FC Dallas color commentator and Rhine's close friend, Steve Jolley, were kind enough to step in during the remainder of the 2011 season. Each was someone he admired and respected during his career.

Sept. 17 vs. New York: Brad Feldman

Sept. 24 vs. Houston: Dave Johnson

Oct. 1 vs. Colorado: JP Dellacamera

Oct. 12 vs. Chicago: Steve Jolley

(Rhine was scheduled for color commentary with Chicago analyst Dan Kelly)

Oct. 15 vs. Vancouver: Brian Dunseth

Oct. 22 vs. San Jose: Glenn Davis

IN MEMORY OF FERNANDO CLAVIJO



Fernando Clavijo, former FC Dallas Technical Director, passed away on Feb. 8, 2018, at his home in Fort Lauderdale, FL after a five-year battle with multiple myeloma. Clavijo is remembered as one of the most influential people within the organization, where he during his eight years as Technical Director proved an unprecedented soccer knowledge and passion that brought the club to new heights, but most importantly a warm and loving person that brightened the day for everyone around him.

Along with his achievements within the FC Dallas organization, where the club won the Supporters' Shield and U.S. Open Cup in 2016, Clavijo had an extensive and successful

career as both a player and coach, making a great impact on the sports progression within the United States and globally.

The Maldonado, Uruguay native played during his professional soccer career three seasons in the American Soccer League, two in the North American Soccer League and had a decade long stint in the Major Indoor League before taking his abilities to the sidelines. He was inducted into the National Soccer Hall of Fame in 2005 after earning 61 caps for the U.S. National Team and played for the nation during 1994's World Cup.

Clavijo started off his years as a coach by being the assistant coach

for the Metro Stars in 1998, taking on the head coach job for the Colorado Rapids from 2005 to 2008, and two years as head coach for the New England Revolution from 2000 to 2002. At an international level, he was an assistant coach with the Nigerian national team in 1998 and head coach of the Haitian national team from 2003 to 2005.

Clavijo truly embodied the greatness and passion that lies within the beautiful game of soccer and carried it with him wherever he went during his career. His loving impact will forever be felt within the organization and by the people he loved.

HONORING FERNANDO

FC Dallas memorialized the legacy of Fernando Clavijo before, during, and after the 2019 MLS season home opener against New England Revolution on March. 2, 2018. The ceremonial scarfing before kickoff was done by Clavijo's family members; all participating players, referees, and technical staff wore tribute armbands throughout the game with "FC" emblazoned on them; The Toyota Stadium was marked with "FC" on the sideline by midfield; a limited edition scarf that was sold with all proceeds going to the Mount Sinai Medical Center Foundation, a foundation chosen by the family; and a celebrational minute was held right before kickoff.

PLAYING CAREER

| YEARS | TEAM | GP |
|-----------|-----------------------------|-----|
| 1972–1979 | Atenas | |
| 1979–1981 | New York Apollo/United | 66 |
| 1981–1983 | New York Arrows (indoor) | 65 |
| 1983–1984 | Golden Bay Earthquakes | 40 |
| 1984–1988 | San Diego Sockers (indoor) | 187 |
| 1988–1989 | Los Angeles Lazers (indoor) | 46 |
| 1989–1992 | St. Louis Storm (indoor) | 136 |

NATIONAL TEAM

| | | |
|-----------|----------------------|----|
| 1990–1994 | United States | 61 |
| 1992 | United States futsal | 8 |

COACHING CAREER

| |
|----------------------------------|
| 1991 St. Louis Storm |
| 1995–1997 Seattle SeaDogs |
| 1998–1999 Florida ThunderCats |
| 1998 Nigeria (assistant) |
| 1998 Project 40 (assistant) |
| 1998 U.S. Futsal |
| 1999 MetroStars (assistant) |
| 2000–2002 New England Revolution |
| 2003–2005 Haiti National Team |
| 2005–2008 Colorado Rapids |

TECHNICAL DIRECTOR

2012-2018 FC Dallas





ABOUT TOYOTA STADIUM

ABOUT TOYOTA STADIUM



Opened on August 6, 2005, Toyota Stadium is a 145-acre multipurpose sports and entertainment facility located at the intersection of Main Street and Dallas North Tollway in Frisco, Texas, and is the home stadium for FC Dallas.

The combination of a world-class stadium and a sports park make Toyota Stadium one of the best and most unique soccer facilities in the world. Included in the facility is the 20,500-capacity pro soccer stadium which features a built-in stage on the north end and 29 suites. Located on the west side of the stadium, the suites are immediately above the lower bowl seating area and provide an outstanding view of both the playing field and the concert stage. By adding field seats above a state-of-the art Terraflor covering, the stadium can accommodate over 27,000 fans for concerts.

With its 17 tournament-grade fields, permanent event stage and first-class design, Toyota Stadium has become a model for soccer-specific stadiums in North America. By the beginning of the 2019 season, less than 20 years after the inaugural match in Crew Stadium, 20 MLS teams had a soccer-specific stadium to call home – a credit to the vision of Lamar Hunt and leadership of the Hunt Sports Group.

The public-private complex is owned by the City of Frisco in partnership with Hunt Sports Group, the Frisco Independent School District, and Collin County.

Along with U.S. Soccer, Toyota Stadium unveiled plans for a \$39 million project featuring more than 100,000 square feet of renovated space, new locker rooms, premium seats, a private club and the U.S. Soccer National

Hall of Fame Museum on October 14, 2015. On November 2, the National Soccer Hall of Fame Experience opened to the public.

The 24,000 square foot museum and event center houses U.S. Soccer’s hardware: the U.S. Womens’ World Cups, U.S. Men’s Gold Cups and the Lamar Hunt U.S. Open Cup trophies, as well as Olympic medals. Toyota Stadium will be the permanent site for the annual National Soccer Hall of Fame induction ceremony. Cindy Parlow, Brad Friedel, Tiffeny Milbrett, Bob Contiguglia and MLS Commissioner Don Garber, who deferred his induction from 2016, were part of the first class to be inducted to the Hall of Fame on October 20, 2018.

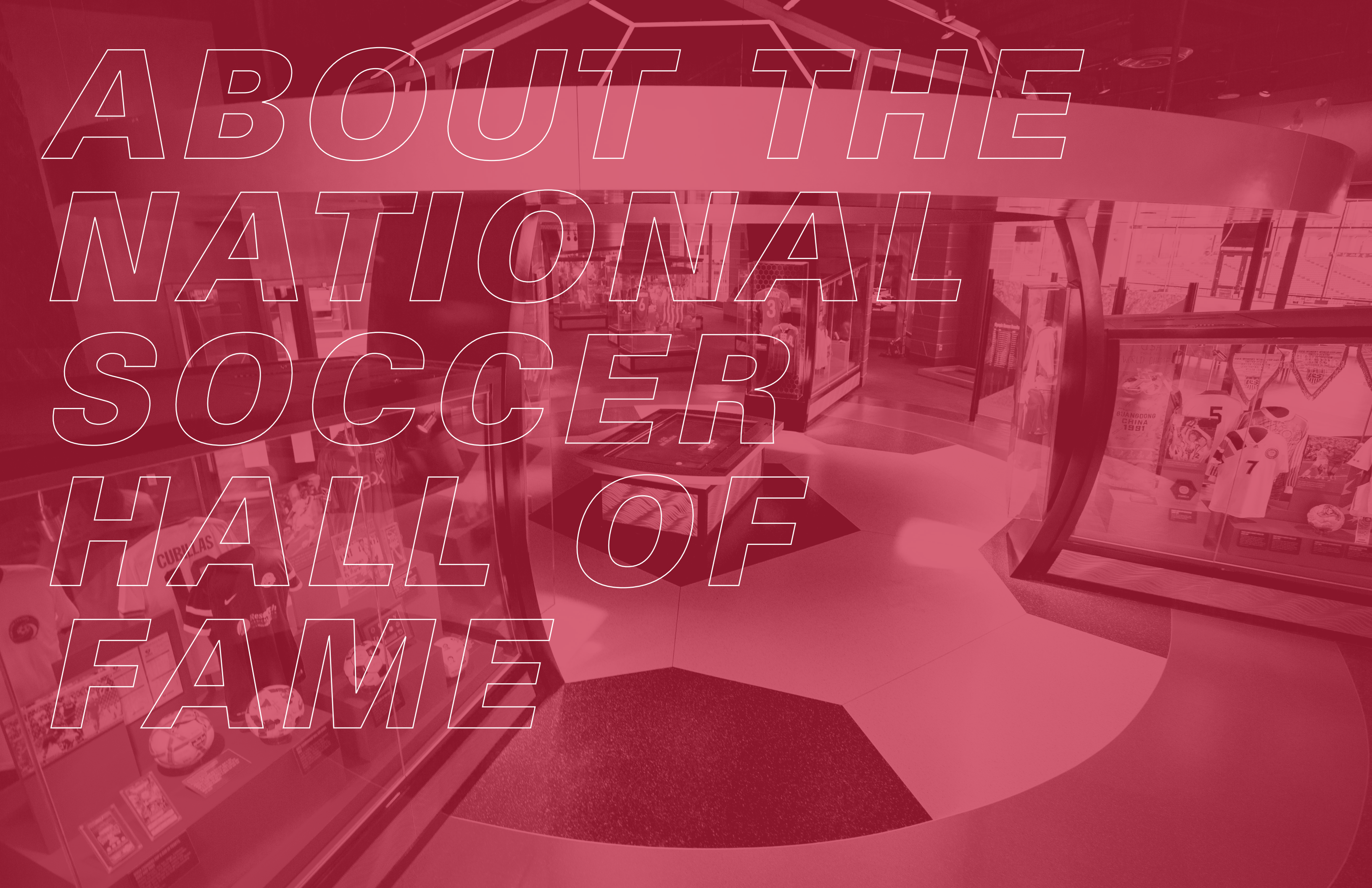
Luxury seating on the South end is covered by a roof and include pregame dining inside a private club featuring views into the player hallway and out to the field. Club members are also able to watch postgame press conferences live through glass windows shared between the new press center and the private club.

New locker rooms with tunnels on each corner of the South end are home to FC Dallas, as well as teams from Frisco I.S.D., the NCAA FCS Championship teams and Friso Bowl. The locker rooms can be configured into four separate soccer dressing rooms or combined into two 100-person rooms for football.

TOYOTA STADIUM ATTENDANCE RECORDS

| CATEGORY | MATCH | DATE | RESULT | ATTENDANCE |
|-------------------------------|-------------------------|----------|---------|------------|
| FC Dallas MLS Match | FC Dallas/LA Galaxy | 7/28/12 | 1-0 LA | 22,565 |
| FC Dallas Playoff Match | FC Dallas/Portland | 11/29/15 | 2-2 | 21,144 |
| FC Dallas USOC Match | FC Dallas/New England | 9/13/16 | 4-2 DAL | 16,612 |
| FC Dallas International Match | FC Dallas/Tigres (MEX) | 7/19/06 | 2-0 DAL | 17,176 |
| International Match | Ivory Coast/El Salvador | 6/4/14 | 2-1 IVC | 18,578 |
| International Clubs | Necaxa/Tigres | 1/7/06 | 3-2 TIG | 22,322 |
| | Chivas/Cruz Azul | 1/7/06 | 2-2 | 22,322 |
| College Soccer | Maryland/UNC | 12/14/08 | 1-0 MD | 6,594 |
| High School Football | Frisco/Highland Park | 9/8/06 | 20-7 HP | 5,000 |
| College Football | ND State/Sam Houston | 1/13/15 | 39-13 | 21,411 |
| Concert | Ozzfest | 10/25/08 | - | 30,000 |

| RANK | DATE | MATCH | RESULT | ATTENDANCE |
|------|----------|------------------------|--------|------------|
| 1 | 7/28/12 | FC Dallas/ Los Angeles | 1-0 L | 22,565 |
| 2 | 5/18/08 | FC Dallas/Los Angeles | 5-1 L | 22,331 |
| 3 | 7/4/13 | FC Dallas/Chivas USA | 0-0 D | 22,035 |
| 4 | 8/15/15 | FC Dallas/LA Galaxy | 2-1 L | 21,907 |
| 5 | 5/1/11 | FC Dallas/Los Angeles | 2-1 W | 21,867 |
| 6. | 7/4/12 | FC Dallas/ Toronto FC | 1-1 D | 21,508 |
| 7 | 7/4/14 | FC Dallas/Philadelphia | 2-1 W | 21,182 |
| 8 | 7/27/08 | FC Dallas/LA Galaxy | 4-0 W | 21,020 |
| 9 | 3/11/12 | FC Dallas/New York | 2-1 W | 20,906 |
| 10 | 7/2/11 | FC Dallas/Columbus | 2-0 W | 20,704 |
| 11 | 10/7/06 | FC Dallas/LA Galaxy | 2-1 W | 20,500 |
| 12 | 4/22/07 | FC Dallas/Colorado | 3-1 W | 20,500 |
| 13 | 10/20/07 | FC Dallas/Kansas City | 2-0 L | 20,500 |
| 14 | 4/13/13 | FC Dallas/LA Galaxy | 1-0 W | 20,465 |
| 15 | 3/19/11 | FC Dallas/Chicago | 1-1 D | 20,145 |



ABOUT THE NATIONAL SOCCER HALL OF FAME

ABOUT NATIONAL SOCCER HALL OF FAME

Part of a \$55 million renovation at Toyota Stadium, the National Soccer Hall of Fame is a public-private partnership among FC Dallas, the City of Frisco, Frisco Independent School District and U.S. Soccer Federation. The Hall of Fame at Toyota Stadium in Frisco, Texas contains two components: The National Soccer Hall of Fame Experience and the Hall of Fame Club.

The National Soccer Hall of Fame Experience is a 19,350-square foot segment of the Hall of Fame that honors the past, while fully incorporating modern technology of the present and future including virtual reality, gesture technology and interactive digital video boards throughout to celebrate the players, veterans and builders of American soccer that have elevated the sport to where it is today. It features interactive exhibits, iconic soccer memorabilia and serves as the home for Hall of Fame induction ceremonies annually.


The National Soccer Hall of Fame is located in Toyota Stadium's south end, making it the first major league sports Hall of Fame to be built within a stadium.

NEC's state-of-the-art NeoFace® facial recognition software gives the Hall of Fame and its exhibits an unprecedented level of personalization and immersion for visitors—allowing them to customize their Hall of Fame experience based on their level of fandom and preferences. Visitors can imitate U.S. goalkeeping stalwarts Tim Howard or Briana Scurry with the help of the HTC Vive Pro Virtual Reality headset and attempt to match their game-saving heroics.

Using motion sensing camera technology created exclusively for the National Soccer Hall of Fame, guests are able to participate in a virtual skills challenge where they can practice their juggling, shooting and passing skills with expert instruction from U.S. soccer legends Alexi Lalas, Shannon Boxx and Cobi Jones. Visitors can use the Hall of Fame's green-screen interactive to re-write soccer history by editing themselves into some of U.S. soccer's most famous photos.

Hall of Fame visitors can also make their own personalized scarves with the Hall of Fame's interactive kiosks and purchase their creation from the new Soccer90 store. With the Hall of Fame's projection mapping, guests can create their own unique MLS jersey and see it digitally displayed on the mannequins in the hall.

Using 98-inch 4K touchscreens, guests can explore films and stories about every member of the National Soccer Hall of Fame and legendary U.S. Women's Nation Team players, as well as some of MLS' greatest moments.



Guests with a competitive edge can test their soccer knowledge with the Hall of Fame's live-action digital trivia game.

Visitors can interactively build their own All-Star team using U.S. Men and Women's national team players from any era and compare them with other guests' lineups.

The Hall of Fame Club includes 3,200 lower level seats and 250 upper level seats that are sold as season ticket memberships for all FC Dallas home matches. In addition, the National Soccer Hall of Fame Club contains several event spaces including the Hall of Fame Club (10,750 sq. ft.), the Heineken Red Star Club (3,800 sq. ft.) and the Press Conference Room (1,100 sq. ft.) These event spaces function as F&B hubs on matchdays for National Soccer Hall of Fame Season Ticket Members and are available for rent on dark days for private events.

The National Soccer Hall of Fame's new home in Frisco comes after not having a home for seven years, with the previous home located in Oneonta, NY from 1979-2010. It was founded in 1950 by a group of former players known as the Philadelphia Old Timers Association. In 1983, it was recognized by the U.S. Soccer Federation as the official National Soccer Hall of Fame. The previous facility closed in February 2010.

With over 80,000 artifacts, the Hall of Fame boasts one of the largest soccer collections in the world—including the oldest soccer ball made in the U.S., as well as the 1991 and 1999 FIFA Women's World Cup trophies. The NSHOF also features 400 prized artifacts which help tell the rich history of soccer in America—including the 1991, 1999 and 2015 FIFA Women's World Cup trophies.

Former FC Dallas owner Lamar Hunt is one of just four recipients of the National Soccer Hall of Fame's Medal of Honor—its most prestigious award.



@FCDALLAS



@FCDOFFICIAL

FCDALLAS.COM

