

6

FCD



TOYOTA STADIUM



2021

MEDIA GUIDE



TOYOTA STADIUM



96





2021 REGULAR SEASON SCHEDULE

DATE	OPPONENT	TIME (CST.)	VENUE
SAT. APRIL 17	COLORADO RAPIDS	7PM	TOYOTA STADIUM
SAT. APRIL 24	AT SAN JOSE EARTHQUAKES	2:30PM	EARTHQUAKES STADIUM
SAT. MAY 1	PORTLAND TIMBERS	7PM	TOYOTA STADIUM
SAT. MAY 8	HOUSTON DYNAMO FC	2:30PM	TOYOTA STADIUM
SAT. MAY 15	AT MINNESOTA UNITED FC	7PM	ALLIANZ FIELD
SAT. MAY 22	REAL SALT LAKE	7PM	TOYOTA STADIUM
SAT. MAY 29	AT COLORADO RAPIDS	8PM	DICK'S SPORTING GOODS PARK
SAT. JUNE 19	MINNESOTA UNITED FC	7:30PM	TOYOTA STADIUM
WED. JUNE 23	AT LOS ANGELES FC	9:30PM	BANC OF CALIFORNIA STADIUM
SUN. JUNE 27	NEW ENGLAND REVOLUTION	8PM	TOYOTA STADIUM
SUN. JULY 4	VANCOUVER WHITECAPS FC	7:30PM	TOYOTA STADIUM
WED. JULY 7	AT LA GALAXY	9:30PM	DIGNITY HEALTH SPORTS PARK
SAT. JULY 17	AT PORTLAND TIMBERS	9:30PM	PROVIDENCE PARK
WED. JULY 21	AT COLORADO RAPIDS	9PM	DICK'S SPORTING GOODS PARK
SAT. JULY 24	LA GALAXY	7:30PM	TOYOTA STADIUM
SAT. JULY 31	AT SPORTING KANSAS CITY	7:30PM	CHILDREN'S MERCY PARK
WED. AUGUST 4	AT SEATTLE SOUNDERS FC	9PM	LUMEN FIELD
SAT. AUGUST 7	AUSTIN FC	7:30PM	TOYOTA STADIUM
SAT. AUGUST 14	SPORTING KANSAS CITY	7:30PM	TOYOTA STADIUM
WED. AUGUST 18	SEATTLE SOUNDERS FC	7:30PM	TOYOTA STADIUM
SAT. AUGUST 21	AT HOUSTON DYNAMO FC	7:30PM	BBVA STADIUM
SUN. AUGUST 29	AT AUSTIN FC	7PM	Q2 STADIUM
SAT. SEPTEMBER 4	AT REAL SALT LAKE	7PM	RIO TINTO STADIUM
SAT. SEPTEMBER 11	SAN JOSE EARTHQUAKES	7:30PM	TOYOTA STADIUM
TUES. SEPTEMBER 14	AT NEW YORK CITY FC	6:30PM	YANKEE STADIUM
SAT. SEPTEMBER 18	AT HOUSTON DYNAMO FC	7:30PM	BBVA STADIUM
SAT. SEPTEMBER 25	AT VANCOUVER WHITECAPS	9PM	TBD
WED. SEPTEMBER 29	SPORTING KANSAS CITY	7PM	TOYOTA STADIUM
SAT. OCTOBER 2	MINNESOTA UNITED FC	7PM	TOYOTA STADIUM
WED. OCTOBER 20	LOS ANGELES FC	7PM	TOYOTA STADIUM
SAT. OCTOBER 23	AT LA GALAXY	2:30PM	DIGNITY HEALTH SPORTS PARK
WED. OCTOBER 27	REAL SALT LAKE	7PM	TOYOTA STADIUM
SAT. OCTOBER 30	AUSTIN FC	7PM	TOYOTA STADIUM
SUN. NOVEMBER 7	AT SAN JOSE EARTHQUAKES	5PM	EARTHQUAKES STADIUM

*ALL DATES AND TIMES ARE SUBJECT TO CHANGE.



MEDIA GUIDELINES & INFORMATION



TRAINING SESSION GUIDELINES

Due to health and safety protocols, media access to Toyota Soccer Center and other FC Dallas training facilities is limited. FC Dallas will continue to provide b-roll, soundbites imagery following FC Dallas training sessions.

INTERVIEW POLICY:

Players and coaches will be available for interviews via video conference call. All interviews will be recorded and uploaded to the MLS Imagen Media Asset platform.

In-depth and extended interviews with FC Dallas players, coaches and staff should be prearranged through the FC Dallas Media and Communications Department by contacting Marleine Calderon or Gina Miller.

This policy is subject to change during the season. All changes to the FC Dallas media policy will be communicated via email. For questions or additional assistance, please contact the FC Dallas Media and Communications Department.

SPECIFIC MEDIA REQUESTS:

The FC Dallas Media and Communications department is happy to assist you with your coverage.

To request specific interviews or have particular angles, b-roll and still imagery uploaded to the FC Dallas Dropbox for publication or broadcast, please contact Marleine Calderon or Gina Miller.

CREDENTIAL GUIDELINES

Media who plan to cover any match during the 2021 season must RSVP with Marleine Calderon (MCalderon@FCDallas.com) 48 hours prior to matchday to provide an assigned seat. All media members will be given Tier 3 credentialing.

Members of the media who do not already have season credentials may apply for single-match credentials by applying online on FCDallas.com/Media. Single game credentials should be requested no later than 48 hours prior to the requested matchday. Due to the limited number of seats in the press box, we ask that only one media member per outlet RSVP to accommodate seating.

All media members approved entry to Toyota Stadium will receive a wristband after completing temperature check and the Standardized Screening Questionnaire.

All photographers and videographers will be required to wear a bib provided by FC Dallas. Bibs will be checked out at the West Side Media Gate and will be required to be used at every game attended. Photographers and videographers must launder their own bibs and return them at the end of the season.

Credentials are for media outlets that need matchday press box and/or photographer location access to produce editorial coverage, not solely to watch the match. This includes newspapers, TV, radio and legitimate digital websites that produce consistent and professional content adhering to accepted journalistic principles.

FC Dallas media credentials for the 2021 season will grant media access to FC Dallas home games at Toyota Stadium and North Texas Soccer Club games at Globe Life Park in Arlington, Texas.

Media is expected to dress professionally. This includes no jerseys or team representation of any kind, no matter the team. Media members should not use credential for preferential access, such as autographs, photographs or personal requests. Violation will result in loss of credential for any future match. Members of the media violating this rule are in jeopardy of having their credentials revoked.

MEDIA RULES AND PROTOCOLS

FC Dallas will adhere to the following media rules and protocols for all matches at Toyota Stadium during the 2021 season. Please note that the FC Dallas Media and Communications Department will continue to follow the policies and guidelines placed in 2020 to provide a safe environment to minimize the risk of COVID-19 at Toyota Stadium and Toyota Soccer Center. Media members who refuse to follow these protocols will result in loss of stadium access and credential revocation.

HEALTH AND SAFETY PROTOCOLS:

To minimize the risk of COVID-19 at Toyota Stadium, please be mindful of the following: All media members will be required to undergo a temperature check and complete a Standardized Screening Questionnaire each matchday prior to being granted entry to Toyota Stadium. Temperature checks will be completed at the West Side Media Gate.

A face mask will be required at all times while on site. All face masks need to cover nose and mouth at all times. FC Dallas reserves the right to approve all face masks, and to prohibit or disallow any masks deemed unacceptable. Face masks will be made available to media upon request.

Media members must maintain physical distancing from one another and others whenever possible inside Toyota Stadium. Congregating will be prohibited. Hand sanitizer will be available throughout Toyota Stadium. Media members are encouraged to wash or sanitize their hands frequently and may be required to wear gloves in certain instances. Please restrict your movement to your assigned work location and only use designated restrooms.

CREDENTIALS:

All media members will be given Tier 3 credentialing to Toyota Stadium. Due to the limited number of seats in the press box, we ask that only one media member per outlet RSVP to accommodate seating.

Media who plan to cover any match during the 2021 season must RSVP with Marleine Calderon (MCalderon@FCDallas.com) 48 hours prior to matchday to provide an assigned seat and press box meal. All media members approved entry to Toyota Stadium will receive a wristband after completing temperature check and the Standardized Screening Questionnaire.

All photographers and videographers will be required to wear a bib provided by FC Dallas. Bibs will be checked out at the West Side Media Gate and will be required to be used at every game attended. Photographers and videographers must launder their own bibs and return them at the end of the season. If not returned, there will be a \$25 charge to replace bib.

ACCESS:

Media access will begin two (2) hours prior to kickoff. Media must leave Toyota Stadium no later than one (1) hour following postgame interviews. Per MLS protocols, access to the field, locker room, interview room, concourse, stadium seats and clubs is prohibited.

Print and TV media members will be assigned a seat in the press box with greater spacing between seats to adhere with individual local and state regulations and CDC guidelines on physical distancing.

Photographers will be assigned a specific working location down by the Toyota Stadium stage, adhering to the same physical distancing guidelines. Photographers will be allowed to move to the south end in their assigned south end seat.

All media members will be escorted to their assigned workspace. Media members are not permitted to roam the stadium and must remain in their assigned location for the duration of their time at Toyota Stadium. Per MLS protocols, media members will not have direct access to players, coaches, Club delegation members, or other Tier 1 or Tier 2 individuals at any point, unless specifically escorted or permitted by FC Dallas.

No cameras or media members are permitted on the field during warmups or in technical areas.



MEDIA RULES AND PROTOCOLS

PARKING:

Media parking is available in the Gold Lot adjacent to Dr. Pink Field at Toyota Soccer Center. All media members must wear an appropriate face mask during the entire entrance screening process and while walking through the parking lot to the doors of Toyota Stadium.

MEDIA WILL CALL/ENTRANCE AND EXIT:

Media Will Call will be in conjunction with the West Side Media Entrance of Toyota Stadium, adjacent to the Platinum Lot. Media must enter and exit through this dedicated location only. The West Side Media Entrance is a tented entrance located just south of the West Gate.

After the screening process, media will be escorted to their assigned locations in the press box using the freight elevator through the WinStar World Casino and Resort kitchen. Photographers will be escorted across the concourse and access the Toyota Stadium stage through the stairs by the north concourse and Lamar Hunt statue. Media will be escorted out of Toyota Stadium one (1) hour after the conclusion of the match.

MEDIA MATERIALS:

All media information will be available online on FCDallas.com/Media, the MLS Media Resources page and MatchCenter and will also be posted on the @FCDPR Twitter account. No printed information media materials will be available.

MEDIA AVAILABILITIES AND PLAYER/HEAD COACH INTERVIEWS:

Media availabilities will be provided on Matchday -2 via video conference calls. Information regarding who will join the conference calls will be emailed the day prior to the conference call. Media members are encouraged to follow @FCDPR on Twitter as well for any updates.

MATCHDAY-2

Head coach Luchi Gonzalez and two players (one English-speaking and one Spanish-speaking) will be available via video conference call at every Matchday -2 press conference.

POSTGAME

Head coach Luchi Gonzalez and two players (one English-speaking and one Spanish-speaking) will be available via video conference call generally 15 minutes from the final whistle of each match for every postgame press conference.

All media members will attend the postgame press conference virtually from their assigned seats. Media members are required to wear face masks while conducting interviews.

Players and coaches will be required to wear face masks for all media interviews (pregame, postgame, flash interviews, etc.)

All interviews will be recorded and will be available on the MLS Imagen Media Asset Management Platform.

All media members are prohibited from entering the locker room of either Club for interviews, filming or any other purpose. FC Dallas will refer to the MLS Media Access Policy for further information regarding media access.

PRINT AND TV MEDIA GUIDELINES:

Print and TV media members will be assigned a seat in the press box. The Press Box will be restricted to only Tier 3 credentialed media members and club personnel. Wireless internet access is available through ToyotaStadium_Media.

PHOTOGRAPHY GUIDELINES:

Photographers will be permitted on-site two (2) hours prior to kickoff and must leave Toyota Stadium no later than one (1) hour after the conclusion of the match.

There will be no field access. Photographers will be able to shoot a match from assigned positions at least 20 feet from the field touchline on the Toyota Stadium stage and from the south end of Toyota Stadium. Positions are subject to the minimum distance requirements. Restrooms will be available near the stage.

MEDIA RULES AND PROTOCOLS

Photographers must remain in assigned location during run of play and must maintain physical distanced space between themselves and others at all times. Photographers may not roam without approval from the FC Dallas Media and Communications team. Photographers should not enter the playing field, locker rooms or other Restricted Areas proximate to players, coaches, Club delegation members, or other Tier 1 or Tier 2 individuals at any point, unless specifically escorted or permitted by FC Dallas.

Photographers will have a photo workspace located on the Toyota Stadium stage with tables, power and ethernet connectivity. Seats will be provided along the edge of the stage and underneath the video boards on the north side of Toyota Stadium. Assigned seats will be provided in the south end of Toyota Stadium will be provided in the second half of the match.

VIDEOGRAPHER GUIDELINES:

Videographers will be permitted on-site two (2) hours prior to kickoff and must leave Toyota Stadium no later than one (1) hour after the conclusion of the match. There will be no field access. Videographers will be able to shoot the first 15 minutes of each half for non-broadcast coverage from an assigned position determined by FC Dallas and MLS prior to admission but will not include being in any location being proximate to Tier 1 individuals or the playing field. Positions are subject to the minimum distance requirements.

Videographers must maintain physical distance from others in the seating bowl and may not roam without approval from the FC Dallas Media and Communications team. Videographers must wear gloves, avoid touching surfaces with their hands, and maintain physical distance from others in the seating bowl.

TELEVISION LIVE SHOTS:

FC Dallas and Toyota Stadium will determine the location for TV news crews to film standups and live hits inside and outside of the stadium. There will be no access to the field of play, field level or player tunnel areas.

Crews will be required to follow health and safety guidelines, including physical distancing and PPE.

MEDIA DINING:

Meal service will be available in the press box during the 2021 season. Media members are required to RSVP to Marleine Calderon (MCalderon@FCDallas.com) 48 hours prior to matchday to ensure a press box meal will be ordered.

Bottled water will be provided.

Media will not be allowed to leave property once they are inside. Food deliveries will not be permitted onto Toyota Stadium property.

PRO POOL REPORTER:

The virtual process will be initiated when a pool reporter emails questions to a general communications inbox, where responses will be facilitated by MLS Communications through answers provided by PRO General Manager Howard Webb.

WIFI INFORMATION:

NETWORK: ToyotaStadium_Media
PASSWORD: TSMedia2019!

The public ToyotaStadiumWiFi is also accessible throughout Toyota Stadium.



TOYOTA STADIUM MAP



TOYOTA STADIUM PARKING AND TOYOTA SOCCER CENTER





FC DALLAS MEDIA AND COMMUNICATIONS CONTACTS

GINA MILLER

Vice President, Media & Communications
469-365-0198
GMiller@FCDallas.com

GRACE DIETRICH

Digital and Social Media Manager
GDietrich@FCDallas.com

MARLEINE CALDERON

Sr. Media Services Coordinator
469-365-0068
MCalderon@FCDallas.com

GARRETT MELCER

Reporter/Website Editor
469-365-0065
GMelcer@FCDallas.com

EDDIE KOTON

Sr. Social Media Coordinator
EKoton@FCDallas.com





FC DALLAS

BROADCAST TEAM

**PLAY-BY-PLAY****MARK FOLLOWILL**

Mark begins his tenth season as FC Dallas play-by-play announcer and fourth season alongside color analyst Steve Davis. In addition to working with FC Dallas, Mark is in his 22nd season on Dallas Mavericks broadcasts, moving from radio to serve as TV voice since 2005. He has also been part of the FOX Sports soccer team since 2014 as a play-by-play announcer for the 2018 FIFA World Cup, MLS, United States Men's and Women's National team games, Concacaf Gold Cup, UEFA Europa League, 2016 Copa America Centenario, Bundesliga and FIFA U-20 and U-17 World Cups. Mark has also served as a play-by-play announcer for the brand's college football telecasts since 2012.

During his time with the Mavericks, Mark has won seven regional Emmys for On-Camera Talent/Sports Play-by-Play, Live Sporting Event and Sports Interview. He was also the play-by-play announcer for NBC's men's and women's soccer coverage of the 2016 Summer Olympics.

A Dallas native, Mark attended the University of North Texas in Denton from 1989-1992. He and his wife Jennifer reside in Dallas with their two greyhounds.

**SPANISH PLAY-BY-PLAY****CARLOS ALVARADO**

Carlos enters his 26th season with FC Dallas as the Spanish radio voice for the team, currently on TUDN Radio Dallas 1270 AM. Born in Usulután, El Salvador, Carlos began his career as a sports broadcaster 36 years ago. He was the play-by-play for the Salvadorian soccer championship from 1987 until 1990 and also worked in "Gol de KL" as a sports broadcaster at YSKL radio.

While in El Salvador, he was honored as "Best Sports Narrator" in 1985. Carlos also won the "Revelation of the Year in Sports Broadcasting" award in 1987, a nationwide recognition.

Carlos came to the United States in 1990. Since his arrival in Dallas, Carlos has done play-by-play for the 1993 Concacaf Gold Cup, the 2000 European Champions League for Pay-per-View and the Internet, for Univision during the 1999 Pan-American games and has hosted sports radio shows in the Metroplex.

**COLOR ANALYST****STEVE DAVIS**

Steve enters his eighth season as part of FC Dallas' broadcast team and fourth season as TV color analyst alongside Mark Followill. American soccer has counted Steve as one of its most respected journalists for more than two decades. He has covered MLS since its inception in 1996, for the Dallas Morning News (1996-2006), ESPNsoccernet (2006-2009), SI.com (2009-2012), and NBC's ProSoccerTalk (2012-2014). Along the way he was a regular contributor to MLSSoccer.com and other media properties.

He also co-hosted the weekly radio show/podcast ESPN Soccer Today on 103.3 FM in Dallas for eight years until 2020. In addition to covering MLS, Steve has written extensively about international soccer and has covered six World Cups on four continents. He is also a U.S. Soccer Federation coaching license holder.

**SPANISH PLAY-BY-PLAY****RAFA CALDERON**

Rafa begins his 20th season with FC Dallas as the Spanish color analyst, alongside Spanish radio voice Carlos Alvarado.

Rafa was a professional goalkeeper for 17 years, starting in goal for Liga MX's America, Monarcas Morelia, Necaxa, Pumas, Club Tiburones Rojos de Veracruz, Tigres UNAL and Santos Laguna, as well as Ascenso MX's Correcaminos UAT and Real Sociedad de Zacatecas. Rafa also started in goal for the Dallas Sidekicks in the early 1990s.

Rafa has been a member of the Dallas Cup Advisory Board since 2012 and founder of the Elite Goalkeeper and Soccer Training, a goalkeeping and soccer academy dedicated to developing youth players since 2015. He is also a FMF coaching license holder since 1993.



TEAM MANAGEMENT



FC DALLAS CEO HUNT SPORTS GROUP CHAIRMAN

CLARK K. HUNT

2007, NFL Commissioner Roger Goodell appointed Hunt to the NFL's Digital Media and International Committees, as well as the Executive Committee of the NFL Management Council. In 2011, Hunt was named Chairman of the International Committee and joined the league's Finance Committee. Hunt also serves on the league's Personal Conduct Committee and Commissioner Roger Goodell's Chairmen's Committee. In February 2019, Hunt was named chairman of the Finance Committee and relinquished his role as chairman of the International Committee where he remains a member.

Hunt graduated first in his class at Southern Methodist University in 1987, earning a degree in business administration with a concentration in finance. He was a two-time recipient of the university's highest academic honor, the Provost Award for Outstanding Scholar. During his time at SMU, he was a four-year letterman on the Mustangs' nationally ranked soccer team, earning first-team Academic All-America honors as a junior and senior and serving as a tri-captain his final season. He was named one of the SMU Cox School of Business Outstanding Young Alumni in 2004, and in 2005, he was appointed to the Cox School Executive Board of Trustees. In 2018, he was honored as a Cox School of Business Distinguished Alumni recipient. Hunt also has served on the SMU Board of Trustees since 2009.

Hunt and his wife, Tavia, are involved in numerous philanthropic efforts focused on children's health and youth education including Crystal Charity Ball, "Just Say Yes," and the Special Olympics. Through the FC Dallas Foundation, the Hunts have helped provide well-lit mini-pitches in low socio-economic areas of the Dallas – Fort Worth community that provide safe playing environments and facilitate active lifestyles for local youth.

Clark Knobel Hunt was born on Feb. 19, 1965 and graduated from the St. Mark's School of Dallas in 1983. The Hunts have three children – Gracelyn, Knobel and Ava.

A founding investor-operator of Major League Soccer, FC Dallas Chairman and CEO Clark Hunt remains one of the most innovative and influential members of the MLS Board of Governors.

Hunt shares his late father Lamar Hunt's passion for soccer and the family's vision for the sport's success in the United States. At Lamar's request, Clark engaged in the formative discussions for MLS lending his proven business acumen to the league's financial and legal structure. Now in its 26th season, MLS has earned a stake in the landscape of professional sports and is well-positioned for future growth.

In 1999, Hunt worked closely with his father to construct the first "soccer-specific stadium" in the United States in Columbus, Ohio. Realizing the vision of Lamar Hunt, the debut of professional soccer at Columbus Crew Stadium on May 15, 1999, represented a pivotal moment in the history of MLS and solidified the long-term viability of soccer in the United States. Six years later, in 2005, Hunt Sports Group unveiled what is now Toyota Stadium, a 145-acre soccer complex in Frisco, Texas, and the home of FC Dallas.

As stadium construction, new investment, player development and a broadening fan base continue to shape the soccer marketplace in North America, Hunt is intimately involved in the development and direction of MLS. Hunt currently serves as the Co-Chairman of the Product Strategy Committee and as a member of the league's Labor and Governance Committees.

In addition to his roles in MLS, Hunt serves as Chairman and CEO of the Kansas City Chiefs. In

HUNT SPORTS GROUP VICE PRESIDENT OF OPERATIONS

JOHN A. WAGNER

John is currently the Vice President of Operations for Unity Hunt, Inc and serves as a liaison between FC Dallas and the Hunt family office.

Wagner began working for Hunt Sports Group ("HSG") in 1997, while living in Kansas City, Missouri. After overseeing the development and construction of Crew Stadium, the first MLS soccer-specific stadium in the U.S., John and his family moved to Southlake, Texas in 1999 to begin working at the Hunt family office in Dallas.

The Hunt family acquired FC Dallas (formerly the Dallas Burn) at the beginning of the 2002 MLS regular season. May 2002, HSG began discussions with the City of Frisco on the development of the first partially public funded MLS stadium and soccer complex in the U.S. Negotiations finished in April 2003 with unanimous consent from the public entities participating: City of Frisco, Frisco Independent School District and Collin County. FC Dallas Stadium opened on August 6, 2005 as the third MLS soccer-specific stadium.

Wagner assisted in the coordination of building the National Soccer Hall of Fame and Toyota Stadium improvements which was a three-year process completed in October 2018. Since 2011, he has served as the Local Organizing Committee Chair for Team Frisco (City of Frisco, Southland Conference and Toyota Stadium), which hosts at Toyota Stadium the FCS Championship Game on behalf of the NCAA. He also assists with the hosting of the annual Tropical Smoothie Café Frisco Bowl since 2017.

Prior to joining HSG, John has 13 years of CPA experience in public accounting through 1996, including nine years with Price Waterhouse Coopers (formerly Coopers and Lybrand) in Kansas City. He specialized in entrepreneurial business and family-owned business consulting, with an emphasis on federal and state tax issues, budgeting and financial controls. John graduated with a Bachelors of Science Degree in Business Management at the University of South Dakota, and completed his MBA at the University of Missouri in Kansas City in 1986.





FC DALLAS
PRESIDENT

DAN L. HUNT

Dan Hunt has served as the President of FC Dallas since 2014. He also serves as a member of MLS’ Board of Governors and the league’s Business Ventures Committee.

Hunt spent years working on the design and construction of Toyota Stadium and Toyota Soccer Center with his late father and American sports icon, Lamar Hunt. Since the venue’s opening in 2005, Hunt has used the venue to help establish FC Dallas as the leader in youth development in North America. Toyota Soccer Complex, a 145-acre facility complete with 17 professional-grade soccer fields, has quickly become one the most rewarding stadium designs in professional sports. Rated as one of only two five-star facilities by the 2011 U.S. Soccer Development Academy Rankings, Toyota Soccer Center has helped FC Dallas sign an MLS-record 30 Homegrown players since 2009.

Hunt also oversaw the \$58 million construction of the National Soccer Hall of Fame in the south end of Toyota Stadium. The project included more than 70-thousand square feet of renovated space, new locker rooms, premium seats, a private club and the National Soccer Hall of Fame Experience.

In May 2017, Hunt, along with his brother Clark, ESPN and the City of Frisco officially announced that the newly-relocated Frisco Bowl (previously known as Miami Beach Bowl) would call Toyota Stadium home starting on December 20, 2017 at Toyota Stadium. Louisiana Tech became the first Frisco Bowl Champions after beating SMU 51-10.

Outside of his responsibilities with FC Dallas, Hunt is involved in the Hunt family’s long-standing

interest in the NFL’s Kansas City Chiefs. During the 2010 season, Hunt assisted in the renovation of Arrowhead Stadium.

In 2016, Hunt and Robert Casterline loaned their multi-million dollar football card collection to the Pro Football Hall of Fame in Canton, OH. Considered by many the most valued collection of football trading cards in the world, the collection includes rare complete sets, important rookie cards as well as informational displays which tell the story of American football and the hobby of card collecting.

Hunt began his business career as Vice President of New Business Development for Gemini Voice Solutions in New York City, a provider of voice-over internet protocol for home-to-home calling in the United States.

Hunt is a graduate of Southern Methodist University and St. Mark’s School of Texas. Hunt and his wife, Toni, have two daughters, Darlington and Tennyson. The Hunts are involved in the Texas Women’s Foundation as well as a variety of other philanthropic organizations throughout Dallas/Fort Worth.

TECHNICAL DIRECTOR

ANDRÉ ZANOTTA

Zanotta was named Technical Director on Jan. 30, 2019.

Zanotta, 39, was previously executive director of Brazilian first-division team Grêmio where he was part of the club’s success in the 2017 Copa Libertadores, 2018 Recopa Sudamericana and 2018 Campeonato Gaúcho. The club also reached the final of the FIFA Club World Cup in 2017. Prior to his work at Grêmio, Zanotta was sporting director of Santos FC where he was instrumental in the sale of Brazilian superstar Neymar from Santos to FC Barcelona in 2013.

At Grêmio, Zanotta oversaw the planning and execution of many of the club’s technical operations including player acquisitions, hiring, as well as contract negotiations and renewals. Aside from the club’s day-to-day operations, Zanotta endeavored to create a positive atmosphere by aligning the players and management with the club’s executive and technical commission. He also served as the club’s official representative in meetings with the South American Football Federation (CONMEBOL), soccer’s governing body for the continent.

Zanotta served as sporting director for Santos FC from 2012 to 2015 before transitioning into an executive director position at Sport Recife. A trained lawyer, Zanotta’s connection to the sports industry emerged when he began working on player training contracts for the Brazilian Football Federation (CBF) and other Brazilian soccer clubs. To further his career in soccer, Zanotta enrolled in the prestigious FIFA Master program, receiving an MBA in Management, Law and Humanities of Sport in 2010.

In addition to his native Portuguese, Zanotta is fluent in English, Spanish and Italian. In 1997, he spent a semester at Northwest High School in Justin, Texas as an exchange student.



MANAGING CAREER

2010-2011	General Manager	Atlante FC
2012-2015	Sporting Director	Santos FC
2015-2016	Executive Director	Sport Recife
2017-2018	Executive Director	Grêmio
2019-Present	Technical Director	FC Dallas

SILVERWARE

2012	Recopa Sudamericana	Santos FC
2015	Campeonato Paulista	Santos FC
2017	Copa Libertadores	Grêmio
2018	Recopa Sudamericana	Grêmio
2018	Campeonato Gaúcho	Grêmio



DIRECTOR OF SOCCER OPERATIONS

MARCO FERRUZZI

Ferruzzi, 49, was named Director of Soccer Operations on Jan. 9, 2019.

He joined FC Dallas in 2004 ahead of the 2005 season, serving five coaches over his tenure with the club. In 14 seasons with the team as a coach, FC Dallas compiled a regular season record of 186-147-123 in MLS play. He also had a 2-2-1 record as an interim head coach in 2008 prior to the hiring of Schellas Hyndman.

A San Antonio-native, Ferruzzi played collegiate soccer at the University of North Carolina from 1989 to 1992. He was selected sixth overall in the 1997 MLS Supplemental Draft by the Tampa Bay Mutiny, where he had two assists in 19 games. He also played four seasons with the Richmond Kickers (1999-2002) and two seasons with the Minnesota Thunder (2003-2004). In six seasons, Ferruzzi captained both sides to the A-League final.

Ferruzzi holds his USSF "A" coaching license. He has served as a reserve team, pre-academy and premier team coach in the FC Dallas youth club. In 2012, Ferruzzi coached the FC Dallas Reserves, leading the team to 6-3-1 record where it finished in second place of the MLS Reserve League's Central/Mountain Division.

PLAYING CAREER

1990	San Antonio Generals
1993–1995	San Antonio Pumas
1995–1996	Tampa Bay Terror(indoor)
1996	Tampa Bay Cyclones
1997	Tampa Bay Mutiny
1998	Jacksonville Cyclones (loan)
1998	Los Angeles Galaxy
1998	Charleston Battery
1999–2002	Richmond Kickers
2003–2004	Minnesota Thunder

COACHING CAREER

2004-2019	FC Dallas (assistant)
2008	FC Dallas (interim)

HEAD COACH

LUCHI GONZALEZ

Luchi Gonzalez was named the seventh head coach in FC Dallas history on Dec. 16, 2018.

Gonzalez spent three years as FC Dallas Academy Director and head coach of the U-16 Academy team. In 2016, he led the U-16s to their second straight U.S. Soccer Development Academy National Championship.

He joined the FC Dallas Academy April 2012 as the U-18 Academy coach. Since joining the club in 2012, the FC Dallas U-17 and U-19 Academy teams have won their division six consecutive years and four USSDA National Championships (U-19s in 2012 and 2016, U-17s 2015 and 2016). The U-17s also made it to the 2016 Generation adidas Cup Semifinals and the U-19s won the 2017 Dallas Cup Super Group Championship.

FC Dallas has signed 21 Homegrown players coached by Gonzalez since he joined the organization: Kellyn Acosta, Danny Garcia, Jesse Gonzalez, Coy Craft, Alejandro Zendejas, Aaron Guillen, Paxton Pomykal, Jesus Ferreira, Bryan Reynolds, Reggie Cannon, Brandon Servania, Kris Reaves, Jordan Cano, Chris Richards, Thomas Roberts, Edwin Cerrillo, Dante Sealy, Ricardo Pepi, Eddie Munjoma, Tanner Tessmann and Carlos Avilez.

Gonzalez started his career at Southern Methodist University where he won the 2001 Hermann Trophy his senior year. In his four seasons at SMU, he scored 48 goals and 32 assists. The San Jose Earthquakes drafted him sixth overall in the 2002 MLS SuperDraft.

In 2013, Gonzalez was nominated to be a part of a 16-month youth development course through the MLS and French Football Federation partnership to earn his Elite Formation Coaching License (EFCL).



PLAYING CAREER

2002	San Jose Earthquakes
2003	Bodens BK
2004	Sporting Cristal
2005–2006	Colorado Rapids
2007	Miami FC
2008	Minnesota Thunder

COACHING CAREER

2012-2018	FC Dallas Academy
2018-Present	FC Dallas



ASSISTANT COACH

PETER LUCCIN

Peter Luccin was named an assistant coach on Luchi Gonzalez's staff on Jan. 9, 2019. The former FC Dallas midfielder signed with Cannes' professional team from 1996-1997 after playing soccer in the French soccer academies. The Marseille-native also played with Bordeaux (1997-1998), Marseille (1998-2000) and Paris Saint-Germain (2000-2002), totaling 131 appearances in France's Ligue 1.

In 2001, his career took him to Spain when he was loaned to Spanish club Celta de Vigo. Luccin remained in Spain, playing for Celta (2002-2004), Atlético Madrid (2004-2007) and Zaragoza (2007-2010) with a one-year loan to Racing Santander (2008-2009). In 2011, he signed with Swiss Super League team FC Lausanne-Sport before joining MLS and FC Dallas in 2013 for two seasons.

He retired from professional play at the end of the 2014 season and began his coaching career as a coach in the FCD Academy in 2015, working with the U-12, U-13 and U-14 age groups during his time in the club. He holds a UEFA "B" Coaching License.



ASSISTANT COACH

MIKEY VARAS

Mikey Varas was named an assistant coach on Luchi Gonzalez's staff on Jan. 9, 2019. Varas played four years of college soccer as a forward at the University of San Francisco. Following graduation, he traveled back to Chile and trained with Chile's CD Santiago Wanderers for a season before turning to coaching in 2005.

He studied coaching at professional clubs in Argentina, Italy and Spain before starting his coaching career in the U.S. at De Anza Force Amateur Club in California. In 2016, Varas served as the U-14 Academy coach for Sacramento Republic FC, where he was named U.S. Soccer Development Academy's West Conference Coach of the Year for the 2016-17 season.

After one year with Sacramento, he joined FC Dallas as an Academy coach for the U-16 Academy team in July 2017, where he worked closely with Gonzalez. A U.S. Soccer Federation "A" Licensed Coach, Varas holds a Master's in Kinesiology with an emphasis in Physical Education from Fresno Pacific University.



GOALKEEPER COACH

DREW KEESHAN

Drew Keeshan will enter his 14th season as FC Dallas' goalkeeping coach. The Tipperary, Ireland native, originally joined FC Dallas in February 2008 under Steve Morrow and has served on the coaching staffs for former head coaches Schellas Hyndman and Oscar Pareja.

He played collegiate at Lindsey Wilson College for two years and at Life University for another two years. He graduated from Life University with a Bachelor in Dietetics in 2001. Keeshan started his professional career with Waterford United in 1993 and had stints at League of Ireland clubs Galways United, Kilkenny City and Limerick Football Club.

Keeshan holds both a USSF "B" and USSF Goalkeeper license. He has served as an assistant goalkeeper coach for the USL Premier Development League team Augusta FireBall from 2005-2006, as a head goalkeeper coach for Georgia Olympic Development Program from 2002-2007 and was the goalkeeper staff coach for ODP Region III from 2004-2007.



PHYSICAL PERFORMANCE COACH

VANDER SALAS

Vander Salas starts his third season as FC Dallas' Athletic Performance Coach. He has been part of the FC Dallas staff since 2012, where he started as an intern for the FC Dallas Academy. Towards the end of the 2015 season, Vander started working with the first team under the supervision of former FC Dallas Athletic Performance coach Fabian Bazan and became the strength and conditioning intern during the 2016 season.

Originally from El Paso, Texas, Salas graduated from the University of North Texas in 2015 with a Bachelor of Science in Kinesiology. He also holds a PES (Physical Enhance Specialist) certification.



ASSISTANT PHYSICAL PERFORMANCE COACH

ARDY VAHIDTARI

Vahiditari begins his first season as FC Dallas' Assistant Performance Coach. Born in Tehran, Iran, Vahiditari immigrated to Texas and played in the FC Dallas youth system before attending Marymount California University where he received a degree in business management and a minor in sports science. Vahiditari was a volunteer coach in the FC Dallas Academy for two years before becoming the Athletic Performance Coach for North Texas SC in its inaugural season.

Vahiditari holds a PES (Physical Enhance Specialist) certification as well as a U.S. Soccer Federation "B" Coaching License.



DIRECTOR OF SCOUTING

JESUS VERA

Jesus "Chuy" Vera joined FC Dallas as the Director of Scouting in August 2017, overseeing the club's identification and scouting of players around the world.

The Merida, Venezuela native, played 18 international games with Venezuela's National team during his career and since has served as a professional coach since 2008. As a coach, Vera led his team to three Venezuela cups and two league finals, winning in 2011. In his time with the team, Vera earned the Revelation Coach Award in 2009 and Coach of the Year in 2011.



HEAD OF DATA ANALYST/ VIDEO COORDINATOR

FREDY HERRERA

Fredy Herrera enters his fourth season with FC Dallas' first team as Data Analyst and Video Coordinator.

He joined the club after spending 10 years coaching soccer on college and youth levels. Herrera, from Manizales, Colombia, served as a tactical specialist and in team management at Murcia University in Valladolid, Spain. He also holds an "A" license from the Argentina Soccer Federation (AFA).



VIDEO COORDINATOR/ SCOUT

NACHO PAREJA

Alejandro "Nacho" Pareja joined FC Dallas in January 2015 as a first team assistant, concentrating on scouting and video analysis and preparation, as well as other specific needs.

The Medellin, Colombia native assists in recording practices and games and editing clips from each for analysis by the coaching staff. Pareja also coordinates video editing and analysis for team training sessions. Prior to joining FCD, Pareja worked for the Colorado Rapids for two seasons under Oscar Pareja. In Colombia, he served as a youth scout and analyst for teams in the first and second division of the Antiochian League



HEAD EQUIPMENT MANAGER

MARCUS OWENS

Marcus Owens is beginning his 17th season as equipment manager for FC Dallas. Owens' numerous responsibilities include the ordering and maintaining of game uniforms, practice gear and equipment. He also works closely with the assistant coaches on setting up practice, both at home and on the road.

Prior to joining FC Dallas, Owens served four years with other Major League Soccer teams. He was the equipment manager with the MetroStars in 2002 and in 2003. Prior to that, Owens was with the Miami Fusion for the 2000 and 2001 seasons. He also spent three seasons as equipment manager for the Myrtle Beach SeaDawgs of United Soccer Leagues. Originally from Dover, Delaware, Owens played midfield for Francis Marion University from 1982 to 1984. He and his wife, Sherry, reside in Frisco with son Ajay.



MEDICAL DIRECTOR

JIM WALTER, M.D.

Dr. James C. Walter specializes in arthroscopy and the treatment of sports-related injuries. He is committed to the highest quality of care for all athletes ranging from youth to professional. Dr. Walter attended Stanford University and in 1991 earned a B.S. in Biological Sciences and graduated with Distinction. Dr. Walter received his medical degree from Washington University School in St. Louis and completed an orthopedic residency at the University of Texas Southwestern Medical School at Dallas. Following his residency, Dr. Walter was awarded a prestigious surgical fellowship in sports medicine at the American Sports Medicine Institute in Birmingham, Ala.

He is known for his expertise in shoulder and elbow injuries of the throwing athlete as well as arthroscopic and reconstructive surgery of the knee, shoulder and elbow. Dr. Walter is Board Certified by the American Board of Orthopedic Surgery and subspecialty Certified in Orthopedic Sports Medicine. He participates in education as an Assistant Clinical Professor at UT Southwestern Medical Center.



LEAD ATHLETIC TRAINER

JESSE RAMIREZ

Jesse Ramirez is a Dallas, Texas native and enters his third year as Lead Athletic Trainer for the FC Dallas first team. Jesse was promoted to the first team in 2019 after being the Head Athletic Trainer for the FC Dallas Development Academy for three years. During that time Jesse also served as a Second Assistant Athletic Trainer for the first team where he assisted in maintaining player availability thru daily treatments as well as traveling for the CONCACAF Champions league tournament.

Jesse began his journey at FC Dallas in 2014 as an intern student athletic trainer. He received his Bachelor of Science in Athletic Training in 2015 from the University of Texas at Arlington and is currently working on completing his Master of Science in Sports Management through Southern New Hampshire University.



ASSISTANT ATHLETIC TRAINER

RYAN LONGORIA

Ryan Longoria is a native of San Antonio, TX. He received his Bachelor of Science in Kinesiology degree from the University of Texas at San Antonio in 2014 and Master of Science in Athletic Training from Stephen F. Austin State University in 2016. Ryan then completed a two-year Post- Graduate Athletic Training Internship at Sam Houston State University where he worked with football, men and women's golf, softball and baseball teams.

Ryan enters his second year as an Assistant Athletic Trainer with the FC Dallas first team. He joined FC Dallas in 2018 to work as an Assistant Athletic Trainer for the FC Dallas Academy under current FC Dallas Lead Athletic Trainer and former FC Dallas Academy Head Trainer Jesse Ramirez. With the creation of North Texas Soccer Club, FC Dallas' USL League One affiliate, Ryan was promoted to North Texas SC's Head Athletic Trainer during its inaugural season in 2019. Following the 2019 season, Ryan joined FC Dallas' first team as an Assistant Athletic Trainer.



ASSISTANT ATHLETIC TRAINER

KWAN LEE

Kwan Lee begins his first season with FC Dallas as an Assistant Athletic Trainer for the first team. He was previously the North Texas Soccer Club Head Athletic Trainer during the 2020 season and helped managed the FC Dallas Academy in 2019.

Before joining FC Dallas, Kwan was the Rehabilitation Outreach Trainer at Texas Christian University. He finished his Master of Science degree at Stephen F. Austin University in Nacogdoches, TX and obtained a double bachelor's degree at Gachon University in Seongnam, South Korea in Sport Medicine and Food Nutrition.

A native from South Korean, Kwan also served two years in the South Korean Army as a medic. He currently resides in Carrollton, TX with his wife Hyo Choi and son, Joshua Jaeha Lee.



SENIOR TEAM ADMINISTRATOR

JUAN GONZALEZ

Juan Gonzalez joined FC Dallas in January 2018 as Team Administrator after earning his Master of Business degree at Grand Canyon University.

Originally from Guatemala City, Guatemala, he graduated from Louisiana State University with a degree in Sports Administration. In his time at LSU, he served as a student manager for the women's soccer program. During the summer of 2014, he joined FC Dallas as the Team Operations intern. After graduating from LSU, Gonzalez joined Grand Canyon University in 2015 as the men's soccer Director of Operations Graduate Assistant.



TEAM ADMINISTRATOR

DAVOR BEZICH

Davor Bezich joined FC Dallas in January 2018 as a Player Operations Coordinator.

A native of Rio Negro, Argentina, he assists players through the on-boarding process and throughout their stay with the club. Bezich graduated from the University of North Texas in 2017 with a major in Recreation, Events and Sports Management. While in school, he served a team administration intern in the Fall of 2017.



A group of soccer players in a huddle, with a red overlay and a white text box. The players are wearing dark jerseys with white numbers and names. The text '2021 ROSTER' is prominently displayed in the center.

2021 ROSTER



2021 FC DALLAS PLAYERS SOCIAL MEDIA

PLAYER	TWITTER	INSTAGRAM
BRYAN ACOSTA	@BRYANACOSTAR8	@BRYANACOSTA821
BRESSAN	@BRESSAN_4	@MATHEUSBRESSAN22
NKOSI BURGESS	@NKOSIBURGESS_	@NKOSIBURGESS_
EDWIN CERRILLO	@EDWINCERRILLO	@EDWINCERRILLO
JUSTIN CHE	@JUSTINCHE6	@JUSTIN_CHE46
KALIL ELMEDKHAR	---	@KELMEDKHAR21
JESÚS FERREIRA	@JESUSFCD27	@JESUSF45
MATT HEDGES	@MATT_HEDGES	@MHEDGES24
NICKY HERNANDEZ	@NICKY_0898	@NICKY_0898
RYAN HOLLINGSHEAD	@RMHOLLINGSHEAD	@RMHOLLINGSHEAD
FRANCO JARA	@FRANCOJARA1988	@FRANCO_JARA1988
JOSÉ MARTÍNEZ	@MARTINEZG8	@MARTINEZG4
JIMMY MAURER	@JIM SMAURER	@JIM SMAURER
PHELIPE MEGIOLARO	@MEGIOLAR001	@PHELIPE_MEGIOLARO
EDDIE MUNJOMA	@EDDIEMUNJOMA	@EDDIEMUNJOMA
JOHNNY NELSON	@NELSON_J14	@JOHNNYNELSON_14
JÁDER OBRIAN	---	@JADER_ARIAS_23
RICARDO PEPI	@RICARDO_PEPI9	@PEPI_RICARDO
PAXTON POMYKAL	@PAXIPOMY	@PAXIPOMY
BENI REDŽIC	@BENIREDZIC	@BENIREDZIC
ANDRÉS RICAURTE	@ANRIVE10	@ANRIVE10
THOMAS ROBERTS	@THOMAS_ROBERTS	@THOMAS_ROBERTS
SZABOLCS SCHÖN	---	@SCHONSZABI7
DANTE SEALY	---	@DANTESEALY
BRANDON SERVANIA	@BRANDONSERVANIA	@BRANDONSERVANIA
TANNER TESSMANN	@FRANTANJAM5	@FRANTANJAM5
EMA TWUMASI	@EMA_TWUMASI	@EMMANUELKAPOTWUMASI
FREDDY VARGAS	---	@FREDDYPICOVARGAS
KYLE ZOBECK	@KYLEZOBECK	@KYLEZOBECK



BRING
STYLE
TO THE
STADIUM.



Official Vehicle of FC Dallas



THE 2021 TOYOTA SIENNA
Introducing the bold, all-new 2021 Toyota Sienna. With plenty of space and eye-catching looks, the Sienna is the only way to cover your favorite team in style.
toyota.com/sienna

2021 FC DALLAS ROSTER

#	PLAYER	POS.	HT.	WT.	BIRTHDATE	HOMETOWN	COLLEGE	STATUS
8	Bryan Acosta	M	5-9	176	11-24-93	La Ceiba, Honduras	--	INT/DP
4	Bressan	D	6-1	176	01-15-93	Caxias do Sul, Brazil	--	INT
14	Nkosi Burgess	D	6-4	192	03-23-97	Manhattan, New York	Seattle University	
6	Edwin Cerrillo	M	5-9	175	10-03-00	Frisco, Texas	Maryland	HG
46	Justin Che	D	6-1	165	11-18-03	Frisco, Texas	--	HG
21	Kalil ElMedkhar	M	6-0	171	08-18-99	Middletown, Delaware	Kentucky	
9	Jesús Ferreira	F	5-9	150	12-24-00	McKinney, Texas	--	HG
24	Matt Hedges	D	6-4	207	04-01-90	Carmel, Indiana	UNC	
80	Nicky Hernandez	M	5-10	172	09-21-98	Duncanville, Texas	SMU	
12	Ryan Hollingshead	D	6-2	186	04-16-91	Granite Bay, California	UCLA	
29	Franco Jara	F	5-10	171	07-15-88	Cordoba, Argentina	--	INT/DP
3	José Martínez	D	6-2	184	02-12-93	La Palma del Condado, Spain	--	INT
20	Jimmy Maurer	GK	6-2	192	10-14-88	Lawrenceville, Georgia	South Carolina	
99	Phelipe Megiolaro	GK	6-1	181	02-08-99	Campinas, Brazil	--	INT
2	Eddie Munjoma	D	5-10	161	07-18-98	Dallas Texas	SMU	HG
26	John Nelson	D	5-9	164	07-11-98	Medina, Ohio	UNC-Chapel Hill	GA
7	Jáder Obrian	M	5-5	137	05-18-95	María La Baja, Colombia	--	INT
16	Ricardo Pepi	F	6-1	162	01-09-03	El Paso, Texas	--	HG
19	Paxton Pomykal	M	5-8	163	12-17-99	Highland Village, Texas	--	HG
28	Beni Redžić	M	5-10	159	09-26-02	Carrollton, TX	--	HG
10	Andrés Ricaurte	M	6-0	162	10-03-91	Medellín, Colombia	--	INT
23	Thomas Roberts	M	6-0	158	05-11-01	Little Rock, Arkansas	--	HG
	Szabolcs Schön	M	5-8		09-27-00	Budapest, Hungary	--	INT
31	Dante Sealy	F	5-10	176	04-17-03	Frisco, Texas	--	HG
18	Brandon Servania	M	5-10	160	03-12-99	Dallas, Texas	Wake Forest	HG
15	Tanner Tessmann	M	6-3	200	09-24-01	Hoover, Alabama	--	HG
22	Ema Twumasi	F	5-8	168	05-18-97	Accra, Ghana	Wake Forest	GA/GC
17	Freddy Vargas	M	5-10	177	04-01-99	Barquisimeto, Venezuela	--	INT
30	Kyle Zobeck	GK	6-1	186	02-06-90	Coralville, Iowa	Valparaiso	

TECHNICAL STAFF
TECHNICAL DIRECTOR: André Zanotta
DIRECTOR OF SOCCER OPERATIONS: Marco Ferruzzi
HEAD COACH: Luchi Gonzalez
ASSISTANT COACHES: Mikey Varas, Peter Luccin
GOALKEEPER COACH: Drew Keeshan

ABBREVIATION KEY
INT: International player
GC: Former foreigner playing as a domestic due to green card status
DP: Designated Player
HG: Homegrown player
GA: Generation adidas signing
*: Unsigned/Trailist



BRYAN ACOSTA

#8 | MIDFIELDER

DOB: November 24, 1993

AGE: 27

HT: 5'9" **WT:** 176

INTERNATIONAL - DP

HOMETOWN: La Ceiba, Honduras

BIRTHPLACE: La Ceiba, Honduras

LAST CLUB: CD Tenerife

PRONUNCIATION: Ah-COHST-ah

ACQUIRED

Signed with FC Dallas as a Designated Player on January 8, 2019.

FC DALLAS

2020: Acosta appeared in 11 matches (started 10) and recorded 759 minutes in 2020. He had two assists for the year. The first assist came on Aug. 27 vs. Minnesota United after assisting Fafa Picault in the 11th minute in the 3-1 win. The second assist came at Children's Mercy Park on Sept. 2 vs. Sporting Kansas City after assisting Franco Jara in the 9th minute in the 1-1 draw.

2019: Made his FC Dallas and MLS debut in the 2019 season opener vs. New England Revolution on March 2. He scored two goals and one assist in 26 regular season appearances (23 starts). He scored his first goal on March 9 against LA Galaxy. He scored his second goal of the season, a game-winner, on April 20 against Atlanta United FC in the 84th minute. Recorded one assist in the final match of the season against Sporting Kansas City on Oct. 6. Earned MLS Team of the Week honors for Week 2 and 31. Made his MLS playoff debut on Oct. 19 vs. Seattle Sounders and scored the game-tying goal in the 82nd minute to push FC Dallas to extratime.

PROFESSIONAL

Started his professional career with Honduran first division team, Real España in 2013. He appeared in 129 matches in four seasons, scoring 19 goals. He was part of the team that won the 2013 Apertura that qualified them for the 2014-2015 Concacaf Champions League, where he appeared in four games.

In 2017, Acosta signed with Spanish second-division team Tenerife and has appeared in 47 games in two seasons, tallying five goals and six assists in 3,437 minutes. Acosta has also appeared in the Copa del Rey competition with Tenerife for the 2017-2018 and 2018-2019 seasons, scoring one goal in four matches overall.

NATIONAL TEAM

He was a part of the 2018 World Cup Qualifying team for Honduras with five appearances as Los Catrachos missed out on a World Cup bid in the intercontinental playoff with Australia. Acosta has amassed 41 caps for Honduran National Team since his first call-up in 2013. He scored his second goal for the team vs El Salvador during the 2019 Gold Cup, marking the third goal during the match.



BRESSAN

#4 | DEFENDER

DOB: January 15, 1993

AGE: 28

HT: 6'1" **WT:** 176

INTERNATIONAL

HOMETOWN: Caxias do Sul, Brazil

BIRTHPLACE: Caxias do Sul, Brazil

LAST CLUB: Grêmio

PRONUNCIATION: Breh-sahn

FULL NAME: Matheus Bressaneli

ACQUIRED

FC Dallas signed defender Bressan on December 20, 2018.

FC DALLAS

2020: Bressan recorded one assist vs. Minnesota United on September 9 in the 77th minute. He appeared in 18 regular season matches (11 starts) and played 1,167 minutes in 2020. He also appeared in the two playoff matches and recorded 210 minutes. Bressan converted the third penalty kick for FC Dallas in the penalty shootout vs. Portland Timbers in the first round on November 22.

2019: Appeared in 18 regular season matches (12 starts) and played 1,119 minutes for FC Dallas. Made his FC Dallas and MLS debut on April 13 in the 2-1 win against the Portland Timbers. Started in his first match for FC Dallas on April 20 against Atlanta United FC. Scored first MLS goal in the 51st minute of the 3-0 win vs. Toronto FC on June 22. Marked an assist for the first goal in the 2-0 win against D.C. United on July 4. Made his MLS playoff debut on Oct. 19 against Seattle Sounders, where he started and played for 77 minutes.

PROFESSIONAL

Started his professional career with Brazilian Serie C team Juventude in 2010 and made his debut on March 21, 2010 for the 2010 Campeonato Gaúcho. In three seasons with Juventude, Bressan appeared in six matches. He was part of the squad that won the Copa FGF in back-to-back seasons. He also appeared in nine matches (four in 2010, four in 2011 and one in 2012) for the Campeonato Gaúcho Série A1 played in Brazilian state Rio Grande do Sul.

In December 2012, Bressan signed with Grêmio. He made 36 appearances and scored one goal during the 2013 season. Since 2013, he's appeared in 103 games in Série A, 27 appearances in Campeonato Gaúcho Série A1, 11 appearances in Copa do Brasil and three appearances in Primeira Liga for Grêmio. He also added five goals across all domestic competitions. Bressan has appeared in 13 matches for Grêmio in Copa Libertadores play between 2013-2018 and was part of the team that won the 2017 Copa Libertadores, starting in three matches including Leg Two of the 2017 Final. In 2018, Bressan and Grêmio won the 2018 Campeonato Gaúcho. Bressan was in the 18-man roster when Grêmio beat Copa Sudamericana champion Independiente on away goals after a 1-1 aggregate draw in the 2018 Recopa Sudamericana.

Bressan went to first-division team Flamengo on loan in 2015 and appeared in four games in Série A and three appearances in Copa do Brasil. He also appeared in eight matches in Campeonato Carioca, the third oldest championship league in Brazil, where he scored one goal. In 2016, he was loaned to Uruguayan Primera Division team Peñarol and appeared in 11 games. He also appeared in two Copa Sudamericana matches and scored one goal.

NATIONAL TEAM

He was part of the Brazilian U-22s team that went to the 2015 Pan American Games in Canada, where he had four appearances.



NKOSI BURGESS

#14 | DEFENDER
DOB: March 23, 1997
AGE: 24
HT: 6'4" **WT:** 192

HOMETOWN: Manhattan, New York
BIRTHPLACE:
COLLEGE: Seattle University
PRONUNCIATION: En-koh-see Bur-gess

ACQUIRED

Selected by FC Dallas with the 14th overall pick (1st round) in the MLS SuperDraft on January 9, 2020.

PROFESSIONAL

2020: Burgess started in six matches for USL League One's North Texas SC in 2020. In the 540 minutes he appeared, Burgess scored his first professional goal vs. Chattanooga Red Wolves SC on Oct. 7 in the 48th minute. He also recorded his first professional assist vs. South Georgia Tormenta FC on Oct. 24 in the 96th minute. Appeared in the USL League One TOTW for Week 13. Was on the 20-man roster twice for FC Dallas.

COLLEGE

Named 2019 WAC Defensive Player of the Year and selected to the United Soccer Coaches All-Region First Team with Seattle University. He scored one goal and recorded one assist in 20 appearances. He earned 18 starts with Seattle's backline and helped the Redhawks earn 10 shutouts and the regular season title. Prior to joining Seattle U, Burgess played three seasons with University of Connecticut, appearing in 46 matches, including 17 starts.



EDWIN CERRILLO

#33 | MIDFIELDER
DOB: October 3, 2000
AGE: 20
HT: 5'9" **WT:** 175
HOMEGROWN

HOMETOWN: Frisco, Texas
BIRTHPLACE: Waco, Texas
LAST CLUB: FC Dallas Academy
PRONUNCIATION: Ceh-REE-yo

ACQUIRED

FC Dallas signed Edwin Cerrillo as the club's 24th Homegrown player on Feb. 14, 2019.

PROFESSIONAL

2020: Made two appearances for FC Dallas off the bench, recording 17 minutes. Cerrillo had seven starts in seven USL League One appearances for North Texas SC in 2020. Scored his only goal of the year vs. Union Omaha on Aug. 23 in the second minute of the match. Was on the 20-man roster seven times for FC Dallas.

2019: Had 11 starts in 12 MLS appearances, recorded one assist in 918 minutes played. Made his MLS debut on March 9 after subbing on in the 79th minute of the 2-0 win against LA Galaxy. Started in his first FC Dallas game on March 23 vs. Colorado Rapids at Toyota Stadium. Recorded his first MLS assist in the 2-1 win on April 20 vs. Atlanta United FC in the 84th minute. Appeared in both Lamar Hunt U.S. Open Cup matches, playing 109 minutes. Named to 2019 MLS Homegrown Game roster by Orlando City Academy Director Marcelo Neveleff. Captained the team in the first half of the MLS Homegrown game against CD Guadalajara U-20, where MLS won 3-0 in a penalty shootout, following a 2-2 draw in regular time on July 30, 2019. Made his first MLS playoff appearance in the 108th minute of the 4-3 loss to Seattle Sounders FC on October 19 at CenturyLink Field. Appeared in seven matches for North Texas Soccer Club, recording 558 minutes.

NATIONAL TEAM

2019: Received first call-up to U.S. U-20 National Team for the U-20 World Cup in Poland but did not make an appearance during the tournament. Appeared in an international friendly against Uruguay U-20 National Team on May 18, playing the full 90-minutes. Received call-up to U.S. U-23 National Team for September FIFA window. Subbed in the second half of the Olympic Qualifying Preparation Match against Japan on September 9 where the U-23s won 2-0.

FC DALLAS ACADEMY

Joined the FC Dallas Academy in 2015. Scored 12 goals in 71 U.S. Soccer Development Academy matches since. Cerrillo scored in the 2016-17 U-16 Development Academy National Final in a 2-1 loss to Atlanta United FC.

**JUSTIN CHE****#46 | DEFENDER****DOB:** November 18, 2003**AGE:** 17**HT:** 6'1" **WT:** 165**HOMEGROWN****HOMETOWN:** Frisco, Texas**BIRTHPLACE:** Richardson, Texas**LAST CLUB:** North Texas Soccer Club**ON LOAN WITH BAYERN MUNICH****ACQUIRED**

FC Dallas signed defender Justin Che as the club's 30th Homegrown player on Oct. 2, 2020.

PROFESSIONAL

2020: The Texas native made his professional debut on July 25, 2020 with North Texas Soccer Club in the 2-1 season opening win against Forward Madison FC. He started in all 16 matches for North Texas SC in 2020 playing 1,427 minutes. He recorded his first professional assist in the home opener, assisting Ronaldo Damus in the 59th minute. Che was named to the USL League One Team of the Year for 2020.

NATIONAL TEAM

He has been called up to various U.S. Youth National camps. In May 2019, Che was called up to the U.S. U-16 Boys' National Team to participate in the UEFA Development Tournament in the Czech Republic, where the U-16s defeated Hungary, 1-0, and were named champions of the tournament. He was last called up to the U-16 BNT camp in Sept. 2019.

FC DALLAS ACADEMY

Che joined the FC Dallas Academy in 2009 and has scored 18 goals in 84 United States Soccer Development Academy appearances since 2016. At 16 years and 319 days old, Che is the seventh youngest player to sign with FC Dallas, behind Bryan Reynolds, Dante Sealy, Jesús Ferreira, Ricardo Pepi, Alejandro Zendejas and Paxton Pomykal.

**KALIL ELMEDKHAR****#21 | WINGER****DOB:** August 18, 1999**AGE:** 21**HT:** 6'0" **WT:** 171**HOMETOWN:** Middletown, Delaware**BIRTHPLACE:** Middletown, Delaware**LAST CLUB:** Reading United AC**PRONUNCIATION:** CA-leel El-med-car**ACQUIRED**

FC Dallas signed winger Kalil ElMedkhar to a two-year contract with club options for the 2023, 2024 and 2025 season on Jan. 14, 2021.

PROFESSIONAL

Joined Philadelphia's YSC Academy in 2013 and graduated in 2017. He was part of the largest graduating class, along with former Union player Mark McKenzie. ElMedkhar played two seasons with USL League Two side Reading United AC, where he recorded five goals and three assists in 22 appearances overall.

COLLEGE

ElMedkhar played collegiate soccer at the University of Kentucky. He appeared in 66 matches for the Kentucky Wildcats and recorded 20 goals and 21 assists throughout his college career. He was named to United Soccer Coaches All-Southeast Region First Team and All-C-USA First Team in 2018 and 2019, as well as to the C-USA Commissioner's Honor Roll and Fall SEC Academic Honor Roll in 2019. Prior to the start of his junior year season, ElMedkhar was also named C-USA Preseason Co-Offensive Player of the Year, to the MAC Hermann Trophy Watch List and the C-USA Preseason Team.



JESÚS FERREIRA

#9 | FORWARD

DOB: December 24, 2000

AGE: 20

HT: 5'9" **WT:** 150

HOMEGROWN

HOMETOWN: McKinney, Texas

BIRTHPLACE: Santa Marta, Colombia

LAST CLUB: FC Dallas Academy

PRONUNCIATION: Feh-ray-rah

Acquired

FC Dallas signed its 16th Homegrown Player on November 17, 2016.

PROFESSIONAL

2020: Ferreira appeared in 19 regular MLS appearances (started 13) in 2020 for FC Dallas. Recorded his first assist of the season vs. Philadelphia Union on Feb. 29 in the 2-0 win at Toyota Stadium. Scored his only goal of the season vs. Minnesota United on August 29 in the 12th minute of the match, FC Dallas won 3-1. Also made two appearances and one start in the 2020 MLS Playoffs.

2019: Had 29 starts in 33 MLS appearances for FC Dallas this season, scored 8 goals and record 6 assists in 2,453 minutes. Started in his first FC Dallas match on March 23 vs. Colorado Rapids at Toyota Stadium. Scored his first goal of the season in the 69th minute and tallied two assists on March 30 vs. Real Salt Lake at Rio Tinto Stadium. Scored his second goal of the season in the ninth minute of the 2-1 win against Portland Timbers on April 13 at Toyota Stadium. Scored his third goal of the season in the sixth minute of the 2-1 win against Atlanta United on April 20 at Mercedes-Benz Stadium. Scored his fourth goal of the season and the lone goal for FC Dallas in the 3-1 loss to the New York Red Bulls on May 11. Appeared and played the full 90-minutes in both Lamar Hunt U.S. Open Cup matches. Ferreira assisted Dominique Badji in the 52nd minute in the 4-0 win against Oklahoma City Energy on June 12. Was part of the FC Dallas squad that had seven Homegrown players appear in one match, five players started (Edwin Cerrillo, Jesus Ferreira, Jesse Gonzalez, Paxton Pomykal, Brandon Servania) and two players came off the bench (Ricardo Pepi, Bryan Reynolds) on June 22 against Toronto FC and recorded two assists in that same match. Scored his sixth goal of the season in the 57th minute of the 2-0 win against Sporting Kansas City on July 20. Scored his seventh goal of the season in the 29th minute against Houston Dynamo on Aug. 25. Recorded his fifth assist of the season in the 3-1 win against FC Cincinnati. Scored his eighth goal in the 73rd minute and recorded his six assist of the season in the 6-0 win against Sporting Kansas City on Oct. 6 at Toyota Stadium. Made first MLS playoff appearance in the 4-3 loss to Seattle Sounders FC on Oct. 19 at CenturyLink Field. Started and played 78 minutes.

2018: Made 14 appearances on loan to Tulsa Roughnecks FC, scoring six goals and making one assist. Scored his first professional hat trick while on loan with the Tulsa Roughnecks vs. Seattle Sounders II on Sept. 5. Was one of six Homegrowns to share the pitch against Chicago Fire, an MLS record. Made the FCD 18-man squad four times in 2018. Made a substitute appearance for FCD vs. Chicago Fire on July 14.

2017: Scored and assisted on a goal in a pair of friendlies against Argentina's River Plate during the preseason. Made his MLS debut on June 3 vs Real Salt Lake at 16 years and 161 days old and scored his first goal in the 89th minute. Became the youngest in club history to make an appearance and second youngest in the MLS to score a goal.

NATIONAL TEAM

2020: Part of the 22-player roster for the USMNT that called against Costa Rica. Played 62 minutes in his senior team debut of the USMNT on Feb. 1, 2020 against Costa Rica.

2019: Earned his first senior team call-up to the Men's National Team for the annual January

camp on Dec. 30 since becoming a U.S. citizen on Dec. 16. The Colombian-born striker earned three call-ups to the United States National Team program, joining the U-20s and U-23s in 2019, but did not make any appearances.

FC DALLAS ACADEMY

Ferreira was part of the Under-16 FC Dallas Academy team that won the 2015-16 U.S. Soccer Development Academy Championship after going 23-2-0 during the regular season. From the time he joined the Academy in 2013, Ferreira found the back of the net 48 times in 50 starts. In the Generation adidas Cup in Kansas City, Ferreira netted 10 goals in three matches as the FC Dallas U-18 team went 3-0-0 with a goal differential of plus-13. Ferreira led the Academy to its first victory in an international tournament; Ferreira scored three goals as the team took down Leicester City and Aspire Academy to win the Tri-Series Tournament in Qatar.





MATT HEDGES

#24 | DEFENDER

DOB: April 1, 1990

AGE: 31

HT: 6'4" **WT:** 207

HOMETOWN: Carmel, Indiana

BIRTHPLACE: Rochester, New York

COLLEGE: North Carolina-Chapel Hill

ACQUIRED

Selected by FC Dallas with the 11th overall pick of the 2012 MLS SuperDraft.

PROFESSIONAL


2020: On Aug. 16 vs. Nashville SC, Hedges tied former Dallas Burn player Jason Kreis in regular season appearances with 247. On Aug. 21 vs. Houston Dynamo, Hedges surpassed former Dallas Burn player Jason Kreis record for most regular season appearances with 248. Recorded his only assist of the year in the 4-1 win vs. Colorado Rapids on Sept. 16. Hedges assisted Mosquera in the 41st minute. Appeared in 19 MLS regular season games and started in 18. Also started in both MLS Playoff matches for FC Dallas. Converted the sixth penalty of the shootout vs. Portland Timbers on November 22. Made the MLS Team of the Week in Weeks 6 and 23.

2019: Started and appeared in 33 MLS regular season games, scoring one goal and recording one assist. Also scored in the 4-0 win against Oklahoma Energy FC at the Lamar Hunt U.S. Open Cup. Scored the first goal during the second half of the playoff match against Seattle Sounders on Oct. 19. Made MLS Team of The Week for Week 8 following his performance (seven clearances, one interception and one recovery) against Atlanta on April 20. Hedges started in the 2019 MLS All-Star game against Atlético Madrid. Hedges surpassed Jason Kreis former record in minutes and games started for FC Dallas with 20,848 minutes and 236 starts. Led FC Dallas in blocked shots (32) and total clearances (140).

2018: Hedges appeared in 33 MLS regular season games, one playoff game, two CONCACAF Champions League games and two U.S. Open Cup games. He scored three goals and notched one assist across all competitions. Hedges was a second-half substitute in the 2018 MLS All-Star game against Juventus on Aug. 1. Named to the MLS Team of the Week following a 2-0 win on April 21 vs. Philadelphia. Scored his first goal of the season on July 21 vs. Houston. Scored a game-winning goal for his second of the season and led the team in defensive clearances and interceptions vs. Vancouver Whitecaps on Sept. 23. Had eight clearances and three interceptions vs. SKC on Oct. 21, leading FC Dallas in both categories. Scored a goal and led the team with three clearances in Dallas' only playoff appearance of the season vs. Portland Timbers on Oct. 31.

2017: Hedges started in 27 regular season games, four CONCACAF Champions League games and one U.S. Open Cup game. Scored two goals and was one of five players who found the back of the net in the season finale against LA Galaxy on Oct. 22, scored in the 41st minute. Anchored the back line that recorded nine shutouts and started in all of Dallas' clean sheets. Was selected by All-Star and Chicago Fire head coach Veljko Paunovic to represent the MLS in the MLS All-Star Game. Named to the MLS Team of the Week following a 0-0 draw in Sporting Kansas City on March 11 with a team-high six clearances and three interceptions, allowing only two shots on target. Had MLS Team of the Week honors for Week 10 and Week 31. Recorded 2,425 minutes played.

2016: For the third consecutive season Hedges was named FC Dallas Defender of the Year. Scored one regular-season goal in a 4-0 win over Orlando City SC on July 4 and added two vital goals in Dallas' Lamar Hunt U.S. Open Cup Championship run – the first tied the semifinal match against the Galaxy, 1-1, in overtime, the second came in the 40th minute of



FCD's 4-2 victory against the New England Revolution in the final. Found the back of the net in an eventual 5-2 win against Suchitepéquez, which pushed Dallas through to the quarterfinal round of the 2016-17 CONCACAF Champions League tournament. Anchored a back line that recorded 12 shutouts, the second-most in MLS behind Colorado's 13 and was on the field for 11 of Dallas' 12 clean sheets. Dallas allowed an average 0.88 goals per game with him on the field that number rose to 2.25 goals per game without. FC Dallas finished the regular season with a 13-4-9 record in matches he started.

2015: Started 34 of 35 matches played this season. Scored only goal of the season in the 77th minute vs. Montreal Impact on May 23 and recorded one assist in the 86th minute vs. LA Galaxy on Sept. 27. Played 61 minutes versus Sporting KC in Lamar Hunt U.S. Open Cup.

2014: Since making his professional debut on April 5, 2012, Hedges appeared in 93 of FC Dallas' 97 regular season matches. Earned MLS Team of the Week honors a team-high five times. Named team captain by head coach Oscar Pareja. Matched career highs in games started (32) and goals (3). His first career assist was a game-winning assist in a 2-1 win against Toronto FC on April 19.

2013: Logged career highs in games played (33), games started (32) and minutes played (2793), leading FC Dallas in all three categories. Scored three goals.

2012: Made his professional debut on April 5 vs. New England Revolution after being subbed on for the final 19 minutes. Named Soccer by Ives' Rookie of the Week following Dallas' 2-1 win over Vancouver on Sept. 15. Hedges (1,932 minutes) overtook Zach Loyd (1,769 minutes in 2010) for the most minutes played by a Dallas rookie in the 18th minute of Dallas' 1-1 draw with Chivas USA on Oct. 7. He finished the season with 2,022 minutes played and three goals.

NATIONAL TEAM

2017: Capped four times by the U.S. Men's National Team, played in international friendlies against Venezuela for a 1-1 draw on June 3 and Ghana (2-1 win) on July 1. Later returned for the 2017 Gold Cup and started in the 3-2 win against Martinique and the 2-0 win against El Salvador.

2015: Made his USMNT debut on February 8 in a friendly versus Panama when subbed in on the 72nd minute.

COLLEGE

Hedges started 85 matches during his college career. Hedges began his college career at Butler University where he recorded 12 goals in 59 appearances and compiled 72 shots as a defender. Hedges played at the University of North Carolina his senior year, where he scored six goals and had one assists in 20 starts and was part of the Tarheel defense that won the 2011 NCAA Championship.

RECOGNITIONS

Hedges has earned many recognitions throughout his eight seasons with FC Dallas starting in 2014 when he was named the youngest captain in FC Dallas history. Hedges was named to the MLS Best XI for two consecutive season (2015, 2016) and was honored as the 2016 MLS Defender of the Year. He has been named to the MLS All-Star squad for three consecutive seasons (2017, 2018, 2019) as a coach's pick and started alongside former FC Dallas defender Walker Zimmerman this year against Atlético Madrid. Hedges has also received FC Dallas Defender of the Year honors four times (2014, 2015, 2016, 2018) and was named FC Dallas Team MVP in 2018.

**NICKY HERNANDEZ****#80 | MIDFIELDER****DOB:** September 21, 1998**AGE:** 22**HT:** 5'10" **WT:** 172**HOMETOWN:** Duncanville, Texas**BIRTHPLACE:** Dallas, Texas**COLLEGE:** Southern Methodist University**ACQUIRED**

FC Dallas signed midfielder Nicky Hernandez to a two-year contract with club options for the 2023, 2024 and 2025 season.

PROFESSIONAL

2020: Hernandez signed with FC Dallas' USL League One side North Texas Soccer Club in 2020, where he scored three goals and recorded one assist in nine appearances. The Duncanville, Texas native graduated from Dallas' Townview Magnet Center in Oak Cliff.

Made his professional debut for North Texas SC and recorded his first assist on Sept. 13 in 2-0 win over FC Tucson. Scored first professional goal one week later in 1-1 home draw with FC Tucson and scored the game-tying goal in 1-1 draw with NE Revolution II on Oct. 17. He scored his third and final goal of 2020 on the final day of the season in 2-1 win over Tormenta FC. Totaled 810 USL League One minutes in his first season.

COLLEGE

Hernandez, 22, played three seasons at Southern Methodist University in Dallas, Texas. He recorded eight goals and nine assists in 52 overall appearances for the Mustangs. Hernandez was named to the All-SMU Tournament Team in 2018 and AAC All-Tournament Team in 2019. Prior to his collegiate career, Hernandez captained the Dallas Texans SC U-18 team which reached the quarterfinals of the Dallas Cup in 2017.

LET'S ROLL





RYAN HOLLINGSHEAD

#12 | DEFENDER
DOB: April 16, 1991
AGE: 29
HT: 6'3" **WT:** 186

HOMETOWN: Granite Bay, California
BIRTHPLACE: Granite Bay, California
COLLEGE: UCLA

ACQUIRED

Dallas selected Hollingshead with the 20th (2nd round) overall pick in the 2013 MLS SuperDraft.

PROFESSIONAL

2020: Hollingshead started in 19 MLS regular season matches out of 20, accumulating 1,731 minutes in the year. Recorded his only assist of the year vs. Houston Dynamo on Sept. 12. Led the team with four game-winning goals. His first goal of the season was a game-winning goal vs. Sporting Kansas City in the 3-2 win on Sept. 19 at Children's Mercy Park. He scored another goal vs. Sporting Kansas City on Oct. 14 in a 1-0 win at Toyota Stadium. Scored his third goal of the season (a game-winner) in the 82nd minute of the 2-1 home win vs. Inter Miami on Oct. 28. Scored his fourth game-winning goal vs. Nashville SC on Nov. 4 at Nissan Stadium. Started in both 2020 MLS Cup Playoffs matches for FC Dallas. Converted the fifth penalty kick in the shootout vs. Portland Timbers on Nov. 22. Appeared in the MLS Team of the Week for Weeks 21 and 23, was on the bench for Week 15.

2019: Hollingshead ended the season as the highest scoring defender in MLS with six goals and three assists. Scored the game winning goal in the 82nd minute vs. Colorado Rapids on March 23. Scored the game-tying goal against Montreal on Aug. 17 in the 90th minute. Appeared in every MLS match for FC Dallas (33 starts) and played 2,961 minutes. Played sixth positions throughout the season: left back (including left fullback), right back, center back, left midfield, right midfield and defensive midfield. Led the league in total duels won (236) and in ground duels won (165) and ranked eighth in the league with 55 interceptions. Earned MLS Team of the Week honors for Week 4.

2018: Hollingshead appeared in 18 MLS games (seven starts), one playoff game, two CONCACAF Champions League games and one U.S. Open Cup game. Scored one goal and registered three assists in total, all of which were in MLS play. Scored his first MLS goal of the season on May 30 vs. LA Galaxy and assisted on Cristian Colmán's goal. Had back-to-back assists on May 30 and June 2. Appeared in his 100th MLS match on June 29 vs. Minnesota United.

2017: Was involved in an accident on Jan. 6 while providing roadside assistance to another vehicle that had wrecked and suffered three different fractures to his cervical vertebrae but didn't require surgery. He would return to action in a home game against Sporting Kansas City on April 23. He would appear in 18 MLS matches, starting in nine and played 820 minutes. Made the 18-man roster eight times. He recorded a goal and an assist in two games during Lamar Hunt U.S. Open Cup play. He was named the MLS Works Humanitarian of the Year on Nov. 2.

2016: Hollingshead started in 22 regular season matches, two Lamar Hunt U.S. Open Cup games, 3 CONCACAF Championship League games and one playoff. FC Dallas went 11-4-7 in matches he started. Scored in the 23rd minute on June 2 against Houston in a match that ended 1-1. Ended the season with two goals and 1 CONCACAF assist.

2015: Hollingshead appeared in 37 matches for FC Dallas, scoring three goals and three assists. Scored his first playoff goal on the 68th minute against Portland Timbers in a match that ended 2-2. Consolidated as a left-back. Recorded 158 minutes of playing time in Lamar Hunt U.S. Open Cup against OKC Energy and Sporting Kansas City.

2014: In his first season, Hollingshead appeared in 11 MLS matches after making his professional debut in a 2-1 loss in San Jose on May 31. Remained in the 18-man roster for 24 of the next 27 matches, including all three FC Dallas playoff games, following his debut. Played a season-high 69 minutes in a 5-0 in San Jose on Aug. 16.

2013: Despite being drafted by Dallas in the second round of the MLS SuperDraft, Hollingshead decided to fulfill a promise to his brother Scott, helping to build a church in Sacramento called Harvest Bible Chapel instead of joining MLS.

COLLEGE

2012: NSCAA Second-Team All-America selection. Pac-12 Player of the Year and first-team All-Pac-12 selection. First-team NSCAA All-Far West Region selection. Team captain. Earned first-team Pac-12 All-Academic honors and third-team Capital One Academic All-America honors. Named to the first-team Capital One Academic All-District team and was the Pac-12 Men's Soccer Scholar Athlete of the Year. Senior CLASS Award finalist. College Soccer News Second-Team All-American. Named to Top Drawer Soccer's National Team of the Season, earning second-team honors. Finished second in the Pac-12 with eight assists and led the team with 22 points (7G, 8A).

2011: Earned second-team All-Pac-12 honors. First-team CoSIDA Academic All-District and second-team Pac-12 All-Academic. Finished third on the team with 13 points (3G, 7A). Named to the NCAA All-Tournament Team.

2010: One of four players to start and play in all 22 games. Tied for third on the team with five assists.


2009: Played in all 20 games and made 12 starts.

HIGH SCHOOL/CLUB

Four-year letterman in soccer and tennis at Granite Bay High School. Led his team to two Sac-Joaquin Section DII Championships in three years, including the 2008 championship, when he had three assists in the title game. Totaled 54 points on 18 goals and a school-record 18 assists in 2008. Earned first-team All-Sierra Foothill League and Press-Tribune All-City honors. Team captain and Offensive MVP. Played club soccer for Placer United Prestige and Cal Rush Nike and was the team's leading scorer the last four years.

RECOGNITIONS

Hollingshead was named 2017 MLS Works Humanitarian of the Year. He was also named FC Dallas Team MVP in 2019.





FRANCO JARA

#29 | FORWARD
DOB: July 15, 1988
AGE: 32
HT: 5'10" **WT:** 171

HOMETOWN: Villa Maria, Argentina
BIRTHPLACE: Cordoba, Argentina
LAST CLUB: Pachuca
PRONUNCIATION: Frahn-CO HA-rah

ACQUIRED

FC Dallas signs forward Franco Jara to a pre-contract on January 21, 2020. Jara will be added as a Designated Player upon the opening of the Secondary Transfer Window in July.

FC DALLAS

2020:Jara made his MLS debut for FC Dallas on Aug. 12 vs. Nashville, played 59 minutes before being subbed off. Jara started in 16 MLS regular season matches out of 19 registering 1,388 minutes. Led the team with seven goals for the year. Recorded his first MLS goal was in the 9th minute of a 1-1 tie on Sept. 2 vs. Sporting Kansas City at Children's Mercy Park. Scored his first FC Dallas brace in the 42nd and 48th minute of the 3-2 win vs. Sporting Kansas City on Sept. 19. Scored his seventh goal of the season in the 19th minute of the Texas Derby vs. Houston Dynamo on Oct. 31. Jara made his MLS Cup Playoffs and started in the two matches for FC Dallas. He also converted the second penalty of the shootout vs. Portland Timbers on Nov. 22. Appeared in the MLS Team of the Week in Week 12.

PROFESSIONAL

Scored 76 goals and recorded 19 assists in 158 appearances for Liga MX's CF Pachuca since he joined in 2015. He was part of the team that won the 2016 Clausura that qualified them for the 2016-2017 Concacaf Champions League, where he scored six goals to help Pachuca win their fifth title, including two goals against FC Dallas in the Semifinals.

The Argentine striker started his soccer career in Arsenal de Sarandí's youth system and made his professional debut for the Argentine's Primera División team in a 1-0 loss against Argentinos Juniors on May 23 2008. Jara recorded nine goals and four assists in 50 appearances for the club before signing a five-year deal with Portuguese's Primeira Liga side S.L. Benfica in 2010. While with Benfica, Jara scored 11 goals and added four assists in 47 appearances. He also had stints with Granada CF, San Lorenzo de Almagro and Estudiantes de La Plata between 2011-2014, recording nine goals and nine assists across all teams and competitions.

In 2015, Jara signed with Greek first-division team Olympiacos FC and scored six goals in 17 appearances, including the opening goal in the first half of the Greek Football Cup final against Skoda Xanthi FC that helped Olympiacos win their 27th Greek Cup title on May 23, 2015.

NATIONAL TEAM

Jara has four appearances for the Argentina National Team. He was first called up on Jan . 19, 2010 and made his international debut for La Albiceleste in an international friendly match against Costa Rica on Jan. 27, where he scored the game-winning goal in the 3-2 win.



JOSÉ MARTÍNEZ

#3 | DEFENDER
DOB: February 12, 1993
AGE: 28
HT: 6'2" **WT:** 184

HOMETOWN: La Palma del Condado, Spain
BIRTHPLACE: La Palma del Condado, Spain
LAST CLUB: SD Eibar
PRONUNCIATION: HO-seh MAHr-tee-NEH

ACQUIRED

FC Dallas acquires defender José Antonio Martínez Gil from SD Eibar on a permanent transfer on Dec. 22, 2020 using Targeted Allocation Money (TAM). He will be under contract through the 2023 season with club options for the 2024 and 2025 seasons.

PROFESSIONAL

Martínez, 27, joins FC Dallas from La Liga's SD Eibar after two seasons on loan to Granada CF. He appeared in 56 matches for Granada and was part of the team that helped the Nazaríes get promoted to Spain's top league.

Martínez started his soccer career in Siempre Alegres and Nervión's youth systems in Spain before playing for CD Alcalá in 2013. He has helped various teams earn promotion from Segunda División B to LaLiga 2 including Sevilla Atlético and FC Barcelona B. He appeared in 50 matches overall for Sevilla Atlético between 2014-2016 and 56 matches overall for FC Barcelona B from 2016-2018.



JIMMY MAURER

#20 | GOALKEEPER
DOB: October 14, 1988
AGE: 32
HT: 6'2" **WT:** 192

HOMETOWN: Lawrenceville, Georgia
BIRTHPLACE: Lawrenceville, Georgia
LAST CLUB: New York Cosmos
PRONUNCIATION: MAHR-er

ACQUIRED

FC Dallas signs goalkeeper Jimmy Maurer on December 14, 2017.

FC DALLAS

2020: Maurer started and appeared in 16 MLS regular season appearances and recorded seven shutouts. Ended the year with a 0.81 GAA and 79.4 % in saves, first among starting goalkeepers. On Aug. 16 vs. Nashville SC, Maurer recorded seven saves to earn his fifth shutout of the year. Recorded five saves in the 2-1 win vs. Inter Miami CF on Oct. 28. Made his MLS Cup Playoffs debut on Nov. 22 vs. Portland Timbers. Maurer recorded seven saves in his debut, and saved Jorge Villafaña's penalty kick to advance to the next round of MLS Cup Playoffs.

2019: Started in two MLS matches for FC Dallas, conceding four goals and making one penalty kick save. Ended the season with a 2.00 GAA. Made six saves on April 6 vs. Philadelphia, including a penalty kick save against Marco Fabián in the 85th minute. Started in both matches for FC Dallas in the Lamar Hunt U.S. Open Cup. Started in five matches for North Texas Soccer Club, conceding only three goals in 450 minutes. Ended the season with three clean sheets and 19 saves.

2018: Maurer started 13 MLS games and one U.S. Open Cup game. He made 31 saves and conceded 16 goals in MLS play, for a GAA of 1.23. Made his MLS and FC Dallas debut at the home opener on March 3. Earned his first MLS shutout on March 18 vs. Seattle Sounder. Earned his third shutout on April 21 vs. Philadelphia and fourth shutout on Aug. 18 vs. Minnesota United.

PROFESSIONAL

2013-2017: Spent last five seasons with the NASL's New York Cosmos. He became the club's full-time starter in 2014, earning NASL Best XI honors that season before helping New York to the NASL title in 2015 and 2016. He started 25 games for the Cosmos in 2017, finishing the season with a 9-5-11 record and a 1.48 goals-against average.

2012: Spent 2012 with Chilean first division team Universidad de Concepción.

COLLEGE

Maurer was a four-year starter for the University of South Carolina, starting all 78 games for the Gamecocks.



PHELIPE MEGIOLARO

#99 | GOALKEEPER
DOB: February 8, 1999
AGE: 22
HT: 6'1" **WT:** 181
INTERNATIONAL

HOMETOWN: Campinas, Brazil
BIRTHPLACE: Campinas, Brazil
LAST CLUB: Grêmio

PRONUNCIATION: FEH-lee-peh meh-GEE-o-lahro

ACQUIRED

FC Dallas signs goalkeeper Phelipe Megiolaro on loan from Grêmio through the 2021 season.

FC DALLAS

2020: Megiolaro made his MLS debut on Decision Day Nov. 8 vs. Minnesota United FC at Allianz Field, recording six saves in his only appearance.

PROFESSIONAL

Megiolaro, 21, joins FC Dallas after rising through Grêmio's youth system. He also spent time in Campinas and Ponte Preta's youth systems. Megiolaro signed his professional contract with Grêmio on December 5, 2018 and made his first team debut in a 2-1 loss against Fortaleza in October 2019.

NATIONAL TEAM

2020: Megiolaro was called up to the Brazil Olympic Roster on Oct. 24 for the November international window. Phelipe started in goal in Brazil's 3-1 win against South Korea U-23 National Team on Nov. 14. He was on the bench in the 2-1 loss against Egypt on Nov. 16.

Megiolaro has yet to make his senior team debut for the Brazil National Team but was on the bench for international friendlies against Saudi Arabia and Argentina in 2018 and Qatar on June 5, 2019. He represented Brazil in the 2017 Toulon Tournament and started in goal for Brazil's U-20 National Team in the 2019 South American U-20 Championship.



EDDIE MUNJOMA

#2 | DEFENDER

DOB: JULY 18, 1998

AGE: 22

HT: 5'10" **WT:** 161

HOMEGROWN

HOMETOWN: Dallas, Texas

BIRTHPLACE: McKinney, Texas

COLLEGE: Southern Methodist University

PRONUNCIATION: Munh-JO-ma

ACQUIRED

FC Dallas signs Eddie Munjoma as FC Dallas' 27th Homegrown on January 13, 2020.

PROFESSIONAL

2020: Started in five USL League One matches for North Texas SC this season, played 429 minutes. Made is North Texas SC debut on Oct. 7 vs. Chattanooga Red Wolves SC. Scored his first professional goal in the 45th minute on Oct. 10 vs. Richmond Kickers. Scored on the final match of the season vs. South Georgia Tormenta FC and recorded his first professional assist as well.

COLLEGE

Played all four seasons at Southern Methodist University, scoring 12 goals and adding 22 assists in 66 appearances. During his time at SMU, Munjoma was named to Top Drawers Soccer's Top 11 honors in 2015, East Region First Team Selection by United Soccer Coaches and to the All-America list College Soccer News in 2019, as well as, AAC defensive player of the year after being part of the SMU backline that allowed just 0.78 goals per game, 16th fewest in the nation. He was also a 2019 MAC Hermann semifinalist, an accolade won by current head coach Luchi Gonzalez in 2001.

NATIONAL TEAM

Earned a call-up to the U.S. U-19 National Team in 2016.

FC DALLAS ACADEMY

Munjoma joined the FC Dallas Academy in 2011 and led the FC Dallas U-16 Academy team to the 2015 US Soccer Development Academy National Championship.



JOHN NELSON

#26 | DEFENDER

DOB: July 11, 1998

AGE: 22

HT: 5'9" **WT:** 164

GENERATIONS ADIDAS

HOMETOWN: Medina, Ohio

BIRTHPLACE: Medina, Ohio

COLLEGE: North Carolina-Chapel Hill

ACQUIRED

Nelson was selected by FC Dallas with the 10th overall pick (first round) of the 2019 MLS SuperDraft.

PROFESSIONAL

2020: Nelson appeared in 11 MLS matches (started in eight), played 848 minutes. Recorded his first professional assist in MLS on Sept. 19 vs. Sporting Kansas City on the road in a 3-2 victory. Made his MLS Playoff debut vs. Portland Timbers on Nov. 22. Started and played 58 minutes in the Conference Semifinals vs. Seattle Sounders on Dec. 2.

2019: Appeared in nine MLS matches (started in four) for FC Dallas this season, played 451 minutes. Made his MLS debut in his home state of Ohio on March 16 vs. Columbus Crew SC after he subbed in the 74th minute. Started in his first MLS game and played the full 90-minutes on May 11 vs. New York Red Bulls. Started in seven regular season matches for North Texas Soccer Club, scored one goal and one assist in 630 minutes. Scored his first professional goal in the 22nd minute vs. Orlando City B on Sept. 6. Recorded his first professional assist in the USL League One Semifinal on Oct. 12 vs. Forward Madison. Was part of the USL League One Final North Texas Soccer Club Starting XI. North Texas beat Greenville Triumph 1-0 on Oct. 19.

COLLEGE

Nelson played two seasons with North Carolina starting in 41 matches for the Tar Heels. He was named to the 2017 All-ACC Freshman team and named to the second-team All-ACC member during his sophomore year. The Ohio-native is a Generations Adidas player.

NATIONAL TEAM

Nelson has been called up to U.S. youth national teams and competed in the 2015 FIFA U-17 World Cup in Chile.



JÁDER OBRIAN

#7 | MIDFIELDER

DOB: May 18, 1995

AGE: 25

HT: 5'5" **WT:** 137

INTERNATIONAL

HOMETOWN: María La Baja, Colombia

BIRTHPLACE: María La Baja, Colombia

LAST CLUB: Águilas Doradas

PRONUNCIATION: HA-dehr OH-BREE-ahn

ACQUIRED

FC Dallas acquires winger Jader Obrian on a permanent transfer from Águilas Doradas on Dec. 23, 2020 using Targeted Allocation Money. He will be under contract through the 2023 season with club options for 2024 and 2025 seasons.

PROFESSIONAL

Obrian, 25, joins FC Dallas after spending two seasons with Colombian first-division side Águilas Doradas where he has scored 27 goals in 68 appearances across all competitions. He is currently second in Categoría Primera A with 13 goals scored this season. He has also played for Deportes Tolima and Uniautónoma FC in Categoría Primera A, as well as Cúcuta Deportivo during its time in Colombia's second-division league Categoría Primera B in 2018.

Obrian started his professional career in 2015 with Uniautónoma FC and played alongside former FC Dallas player Michael Barrios. He made his debut on February 3, 2015 in the 1-1 draw against Alianza Petrolera.



RICARDO PEPI

#16 | FORWARD

DOB: January 9, 2003

AGE: 18

HT: 6'1" **WT:** 162

HOMEGROWN

HOMETOWN: El Paso, Texas

BIRTHPLACE: El Paso, Texas

LAST CLUB: North Texas Soccer Club

ACQUIRED

FC Dallas signed forward Ricardo Pepi as its 26th Homegrown on June 21, 2019.

FC DALLAS

2020: Pepi started in four games and came off the bench 13 times in this season recording 458 minutes. Made his first career start on Aug. 29 vs. Minnesota United and recorded an assist in the match. Scored his first MLS goal, a game-tying goal, on March 7 vs. Montreal Impact in stoppage time at home. Scored his second goal in the 42nd minute on the road vs. Minnesota United on Sept. 9. Pepi also scored his first ever MLS Playoff goal in stoppage time to force overtime vs. Portland Timbers and scored his penalty kick to help FC Dallas win the PK shoot out on the road on Nov. 22.

2019: Pepi earned a short-term loan with FC Dallas' first team for both of FCD's Lamar Hunt U.S. Open Cup matches. Pepi made his official debut for FC Dallas and recorded his first FC Dallas assist on June 12, 2019 in a 4-0 win over OKC Energy FC. Made seven appearances off-the-bench for FC Dallas for a total of 71 minutes. Pepi made his MLS debut coming off-the-bench for the final six minutes on June 22 against Toronto FC. Marked his first shot and shot-on-goal on Aug. 31, 2019 against FC Cincinnati.

PROFESSIONAL

Pepi became North Texas Soccer Club's first signing in team history on Dec. 6, 2018. He made his pro debut on March 31, 2019 against the Chattanooga Red Wolves where he scored his first professional hat trick. Pepi went on to appear in 13 matches for North Texas SC and score 11 goals, including two goals in USL League One Semifinal on Oct. 12 vs. Forward Madison to help the North Texas SC reach the final.

NATIONAL TEAM

Born to Mexican parents, Pepi has the ability to represent both Mexico and the United States as a youth international. Pepi was called up to represent the U.S. in the 2018 Nike International Friendlies, where he was the youngest member of the U.S. U-17 team and scored the game-winner in a 1-0 result over Turkey on Dec. 1. He was a part of the U.S. U-17 team in the 2019 Concacaf U-17 Championship, appearing in six matches and scoring three goals (including two goals in the semifinals match against Canada). He also represented the U.S. as a forward in the 2019 U-17 World Cup in Brazil.


FC DALLAS ACADEMY

Pepi signed with the FC Dallas Academy in 2016, coming from the club's youth affiliate in El Paso. During the 2016-17 Academy season, he appeared in 15 games and scored 18 goals for U-13 Academy team and scored 12 goals in 13 appearances for the U-14 Academy. For the 2017-2018 season, Pepi moved up to the U-16s, where he appeared in 14 games and scored five goals. Pepi scored 19 goals in eight games for the U-17 side in 2018.

**PAXTON POMYKAL****#19 | MIDFIELDER****DOB:** December 17, 1999**AGE:** 21**HT:** 5'8" **WT:** 163**HOMEGROWN****HOMETOWN:** Highland Village, Texas**BIRTHPLACE:** Lewisville, Texas**LAST CLUB:** FC Dallas Academy**ACQUIRED**

FC Dallas signed Pomykal as the 15th Homegrown on September 8, 2016.

PROFESSIONAL**2020:** Appeared in five MLS games (one start) recorded 150 minutes. Scored in the home opener vs. Montreal Impact in the 91st minute of the match.**2019:** Recorded his first assist on March 9 vs. LA Galaxy after assisting Bryan Acosta in the 61st minute. Scored his first FC Dallas brace on March 30 vs. Real Salt Lake. Pomykal scored his first MLS goal in the 32nd minute and scored his second goal in the 64th minute. Recorded his second assist of the season on May 22 vs. Toronto FC. Appeared in one match for FC Dallas in the Lamar Hunt U.S. Open Cup. Recorded three assists, a career-high, on Aug. 10 vs. Minnesota United FC. Made his MLS playoff debut in the 77th minute on Oct. 19 vs. Seattle Sounders FC at CenturyLink Field. Played 43 minutes. Was selected as the Commissioner's Pick for the 2019 MLS All-Star Game on July 31 against Atlético Madrid. Made the MLS Team of the Week on seven occasions, on the bench for Weeks 23 and 29 and starting for Weeks 2, 4, 5, 16, and 18.**2018:** Pomykal appeared in six MLS games (one start) and one U.S. Open Cup game. Made his first appearance since March 18, 2017, subbing in for Hayes on March 18 vs. Seattle Sounders. Was a halftime substitute in the 2018 MLS Homegrown Game against Tigres U-20s. Made his second FCD appearance on June 23 vs. NY Red Bulls. Was one of five Homegrowns to start the match against Minnesota United, a franchise record. Was one of six Homegrowns to share the pitch against Chicago Fire, an MLS record. Made a substitute appearance vs. Sporting Kansas City on July 28. Included in the 18-man squad an additional four times.**2017:** Played 437 minutes in his first preseason with FC Dallas against some of the top teams in Argentina's first division. Scored twice in FCD's 2-0 win against SMU on Feb. 19. Picked up an assist in a 2-2 draw vs. Racing on Feb. 11. Made his professional debut on March 1, in a CONCACAF Champions League quarterfinal match against Arabe Unido. He started twice for FCD against Sporting Kansas City and New England Revolution. Started two U.S. Open Cup matches. Was selected for the 2017 MLS Homegrown Game.**NATIONAL TEAM****2020:** Called up to the U.S. Men's National Team January Camp.**2019:** Captained the United States U-20 National Team during the FIFA U-20 World Cup in Poland, including the 3-2 win against tournament-favorite France in the Round of 16 and quarterfinal match against Ecuador (U.S. was eliminated in 2-1 loss). Earned his first senior team call up to the U.S. Men's National Team in August and appeared in the final 5 minutes of the match against Uruguay on September 11. U.S. and Uruguay tied 1-1.**2018:** Called up to the U.S. U-20 National Team for international friendlies in September. Played 49 minutes in the 3-1 win against Jamaica's U-20 team on Sept. 7. Helped the U-20 National Team win the Concacaf U-20 Championship on Nov. 22 after defeating Mexico 2-0. Pomykal scored three goals and recorded seven assists in the tournament, including the two assists in the final against Mexico.**2017:** Called up on April 18th to the U.S. U-18 National Team for the Slovakian Cup where he scored a goal during a match against Belarus. Called up to represent the U.S. U-18 in Spain from Oct. 1 to Oct. 10. Captained the 2-0 loss against Belgium on Oct. 5.**2016:** Netted a goal in the 39th minute of a 4-2 win against the Czech Republic to help his team lift the 2016 Vacalv Jezek Tournament Championship on Aug. 20.**2015:** Played in the 2015 adidas Generation Cup in Germany and trained with several top clubs in Europe.**FC DALLAS ACADEMY****2017:** Helped win the Dr. Pepper Dallas Cup's Gordon Jago Super Group for FCD's U-18 team on April 16. Pomykal was named to the U.S. Soccer Development Academy's Central Conference Starting XI after helping the FC Dallas Academy claim both the U-16 and U-18 National Championships.**2016:** Pomykal played in 10 matches for the U-18 side and scored two goals.**2015:** Made 15 appearances for the U-16 team in the 2015 season, scored eight goals for the 23-2-0 Frontier Division Champions before moving up to play with the U-18 team on April 9, 2016.



BENI REDŽIĆ

#28 | WINGER

DOB: September 26, 2002

AGE: 18

HT: 5'10" **WT:** 159

HOMEGROWN

HOMETOWN: Carrollton, Texas

BIRTHPLACE: Carrollton, Texas

LAST CLUB: FC Dallas Academy

PRONUNCIATION: Ben-ee Reh-d-tsch

ACQUIRED

FC Dallas signs its 31st Homegrown player on April 9, 2021.

PROFESSIONAL

Redžić made his professional debut with FC Dallas' USL League One affiliate North Texas SC on July 25, 2020 vs. Forward Madison where he also scored his first professional goal. He scored three goals overall in 13 matches played.

NATIONAL TEAM

Redžić has been called up by the Bosnia and Herzegovina U-18 National Team in 2019 as well as the U.S. Youth National Teams.

FC DALLAS ACADEMY

Redžić joined the FC Dallas Academy when he was six years old, participating in various youth and Academy programs, including the U-13 through U-19 FC Dallas Academy teams. He has scored 53 goals in 93 appearances for the Academy.



ANDRÉS RICAURTE

#10 | MIDFIELDER

DOB: October 3, 1991

AGE: 29

HT: 5'10" **WT:** 162

INTERNATIONAL

HOMETOWN: Medellín, Colombia

BIRTHPLACE: Medellín, Colombia

LAST CLUB: Independiente Medellín

PRONUNCIATION: ahn-dres ri-kaoor-te

ACQUIRED

FC Dallas signs midfielder Andrés Ricaurte using Targeted Allocation Money (TAM) on loan from Independiente Medellín through the 2021 season.

FC DALLAS

2020: Ricaurte recoded two assists in the year, the first came on Sept. 9 vs. Minnesota United. The second assist came on Oct. 31 vs. Houston Dynamo. Ricaurte also scored his first MLS on Sept. 9 vs. Houston Dynamo in the 28th minute. Appeared in 14 MLS matches (started 13) and recorded 1,112 minutes in the year. Also, made his first MLS Playoffs appearance with FC Dallas. Appeared in the MLS TOTW in two occasions on Week 18 and 22.

PROFESSIONAL

Ricaurte joins FC Dallas after spending two years with Colombian first-division club Independiente Medellín, playing 98 games, scoring 12 goals and registering 23 assists. Generally an attacking midfielder, Ricaurte has also played for fellow Colombian sides Rionegro Águilas, CD Atlético Huila and Leones FC.



THOMAS ROBERTS

#23 | MIDFIELDER

DOB: May 11, 2001

AGE: 19

HT: 6'0" WT: 158

HOMEGROWN

HOMETOWN: Little Rock, Arkansas

BIRTHPLACE: Little Rock, Arkansas

LAST CLUB: FC Dallas Academy

ACQUIRED

FC Dallas signs its 23rd Homegrown player on July 25, 2018.

PROFESSIONAL

2020: Started in 10 matches for North Texas SC in the USL League One, playing 785 minutes. Scored on Aug. 15 vs. New England Revolution II in the 4th minute.

2019: Appeared in six matches (three starts) for FC Dallas, playing 237 minutes. Made his MLS debut in the 79th minute on March 23 vs. Colorado Rapids at 17 years and 139 days old. Started in his first MLS game on April 6 vs. Philadelphia Union at Talen Energy Stadium. Started and played in 13 regular season matches for North Texas Soccer Club. Scored his first professional goal for North Texas Soccer Club on May 4 vs. Greenville Triumph. Named to 2019 MLS Homegrown Game roster by Orlando City Academy Director Marcelo Neveleff. Played the second half of the MLS Homegrown game against CD GuadalajaraU-20, where MLS won 3-0 in a penalty shootout, following a 2-2 draw in regular time on July 30, 2019. Was part of the USL League One Final North Texas Soccer Club Starting XI. North Texas beat Greenville Triumph 1-0 on Oct. 19.

NATIONAL TEAM

Earned two call-ups in 2019, one to the U-19s and one to the U-20s.

FC DALLAS ACADEMY

Joined the FC Dallas Academy in 2013 and has appeared in 77 U.S. Soccer Development Academy games over three seasons with 16 goals. Along with Chris Richards, Roberts spent 10 days on loan with FC Bayern Munich early 2018 through the elite player development partnership between the two clubs.



SZABOLCS SCHÖN

#11 | WINGER

DOB: September 27, 2000

AGE: 20

HT: 5'8" WT:

INTERNATIONAL

HOMETOWN: Budapest, Hungary

BIRTHPLACE: Budapest, Hungary

LAST CLUB: MTK Budapest

PRONUNCIATION: sal-bol-tsh sh-oon

ACQUIRED

FC Dallas has acquired winger Szabolcs Schön from MTK Budapest on April 7, 2021.

PROFESSIONAL

Schön, 20, joins FC Dallas after spending the past couple seasons with Hungarian first-division MTK Budapest. He scored 14 goals and recorded 10 assists in 55 appearances across all competitions.

The Hungarian winger started his soccer career in the Budapest Honvéd academy in 2009. In 2017, Schön joined AFC Ajax's academy where he participated in the UEFA Youth League and U-18 Cup Netherlands competitions.

NATIONAL TEAM

Schön has been called up to represent the Hungarian National Team at various youth levels since 2014.



DANTE SEALY

#31 | FORWARD

DOB: April 17, 2003

AGE: 17

HT: 6'0" **WT:** 176

HOMEGROWN

HOMETOWN: Frisco, Texas

BIRTHPLACE: Brooklyn, New York

LAST CLUB: FC Dallas Academy

PRONUNCIATION: Dawn-tey Seal-lee

ACQUIRED

FC Dallas signed Dante Sealy as a Homegrown Player on February 26, 2019.

FC DALLAS

2020: Came off the bench on five different occasions, playing a total of 49 minutes in those appearances. Made his MLS debut in the 87th minute on Sept. 9 vs. Minnesota United. Made his Toyota Stadium debut vs. Columbus Crew in the 74th minute on Oct. 3.

PROFESSIONAL

2019: Played 19 regular season games (started 10) for North Texas Soccer Club totaling 967 minutes. Totaled seven clearances, 16 interceptions, and 18 tackles with the club. He tied for second on the team with three assists, which he marked in a two-game stretch. Scored his first professional goal and the first goal of the game June 1, 2019 against the Richmond Kickers starting off a three-goal run for North Texas that match.

NATIONAL TEAM

Sealy has been called up to represent the U.S. Youth National Team at different levels, including the U-17 National Team in 2017 and the U-16 National Team camp in September 2018. Sealy was also part of the U-16 USYNT that finished third at Torneo delle Nazioni in Italy in April 2018. The 15-year-old holds dual eligibility for both the U.S. and Trinidad and Tobago federations because of his father Scott Sealy played for Trinidad and Tobago. Sealy was called to represent the U-16 United States Youth National Team for the 2019 Youth International Friendlies. Led the USYNT with two goals in the friendly against Turkey.

FC DALLAS ACADEMY

Sealy joined the FC Dallas Academy at the age of eight when his father signed with FC Dallas in March 2012. Sealy grew up through the Academy and has scored 51 goals in 55 U.S. Soccer Development Academy appearances since 2015.



BRANDON SERVANIA

#18 | MIDFIELDER

DOB: March 12, 1999

AGE: 21

HT: 5'11" **WT:** 160

HOMEGROWN

HOMETOWN: Dallas, Texas

BIRTHPLACE: Birmingham, Alabama

COLLEGE: Wake Forest

PRONUNCIATION: Ser-VAIN-ya

ACQUIRED

FC Dallas signs its 19th Homegrown player on January 3, 2018.

PROFESSIONAL

2020: Servania appeared in 12 matches (four starts) during the 2020 season. Playing a total of 398 minutes.

2019: Made his MLS debut in the 88th minute on April 6 vs. Philadelphia Union. Started in both matches for FC Dallas in the Lamar Hunt U.S. Open Cup tournament. Scored his first goal for FC Dallas in the 2-1 loss against New Mexico United on June 16. Started in his first MLS game on June 22 vs. Toronto FC; FC Dallas won 3-0. Recorded his first two MLS assists on June 26 vs. Vancouver Whitecaps. Named to 2019 MLS Homegrown Game roster by Orlando City Academy Director Marcelo Neveleff. Played the second half of the MLS Homegrown game against CD Guadalajara U-20, where MLS won 3-0 in a penalty shootout, following a 2-2 draw in regular time on July 30, 2019. Scored his first two MLS goals on Aug. 10 vs. Minnesota United FC. Recorded his third assist of the season in the 6-0 win against Sporting Kansas City on Oct. 6. Started and played the full 90-minutes in four North Texas Soccer Club matches. Made his MLS playoff debut on Oct. 19 vs. Seattle Sounders FC at CenturyLink Field. Started and played 108 minutes.

2018: Played 16 games on loan for Tulsa Roughnecks FC.

COLLEGE

Started 20 games for Wake Forest during the 2017 season as a freshman, scoring three goals and adding 11 assists as the Demon Deacons reached the Quarterfinal round of the 2017 NCAA College Cup.

NATIONAL TEAM

2020: Earned his first USMNT Team Call in January for the annual January Camp, joining Jesús Ferreira and Reggie Cannon. Part of the 22-Player Roster for the USA-Costa Rica international friendly on Feb. 1, 2020. Made his senior team debut in the 66th minute of the USA-Costa Rica match after subbing on for Brenden Aaronson.

2019: Earned three call-ups in 2019, two to the U-20 YNT and one to the U-23 National Team. Started and played in the FIFA U-20 World Cup in Poland and helped the United States reach the quarterfinals. Scored the first goal for the United States in the 2-1 loss against Ukraine on May 24. Earned a call-up to the U-23 National Team in August.

2018: Made five appearances for U.S. Men's National Team U-20s and scored two goals. Scored his first goal in CONCACAF U-20 Championship against Trinidad and Tobago on Nov. 6. Scored his second goal two days later St. Vincent and the Grenadines.

FC DALLAS ACADEMY

Servania joined the FC Dallas Academy in 2015 and was a member of the U-16 team that brought home the 2016 U.S. Soccer Development Academy National Championship and the U-18 team that captured the club's first Gordon Jago Dallas Cup Super Group title in 2017.



TANNER TESSMAN

#15 | MIDFIELDER

DOB: September 24, 2001

AGE: 19

HT: 6'3" **WT:** 200

HOMEGROWN

HOMETOWN: Birmingham, Alabama

BIRTHPLACE: Hoover, Alabama

LAST CLUB: FC Dallas Academy

ACQUIRED

FC Dallas signs midfielder Tanner Tessmann as the club's 28th Homegrown player on Feb. 27, 2020.

FC DALLAS

2020: Tessmann made his MLS debut at home vs. Philadelphia Union on Feb. 29 where he recorded his first MLS assist. Played 19 games (started in nine) and tallied up a total of 1,001 for FC Dallas. Made his MLS Playoffs debut as well as converted from the penalty spot to defeat Portland Timbers in the first round of playoffs on Nov. 22.

PROFESSIONAL

2019: The Alabama native made his professional debut on April 27, 2019 with North Texas Soccer Club in a 1-0 win against Orlando City B. He appeared in 16 matches for North Texas SC, including the USL League One final against Greenville Triumph SC on Oct. 19. Tessmann scored his first professional goal with North Texas SC on May 11 in a 4-1 win. He appeared in six preseason matches for FC Dallas in 2020.

NATIONAL TEAM

Tessmann earned a call-up into the United States U-20 Men's National Team in September 2019 and was eligible to compete for a roster spot on the U.S. 2021 team for the FIFA U-20 World Cup.

FC DALLAS ACADEMY

Tessmann, 18, joined the FC Dallas Academy in 2016 and has scored 25 goals in 67 United States Soccer Development Academy appearances, including 55 starts. He won the U-18/U19 Golden Ball following the 2018-2019 season after helping lead the FC Dallas to the U-18/U19 Academy Championship. Tessmann was part of the FC Dallas U-15 Academy team that won the Dr Pepper Dallas Cup in 2017, becoming the first Dallas Academy side to win a Dallas Cup title. On Dec. 18, 2019, Tessmann committed to playing soccer and football at Clemson University after being recruited by Clemson football coach William Christopher "Dabo" Swinney and assistant football coach Danny Pearman.



EMA TWUMASI

#22 | MIDFIELDER

DOB: May 18, 1997

AGE: 23

HT: 5'8" **WT:** 168

GENERATION ADIDAS

HOMETOWN: Accra, Ghana

BIRTHPLACE: Accra, Ghana

COLLEGE: Wake Forest University

PRONUNCIATION: Ee-ma Two-ma-See

ACQUIRED

FC Dallas drafted Ema Twumasi 11th overall in the 2018 MLS SuperDraft.

PROFESSIONAL

2020: Appeared in four regular season matches for FC Dallas, playing 35 minutes. Made his first ever FC Dallas Playoff appearance as a substitution vs Portland Timbers on Nov. 22. Scored in the eighth round of the penalty shootout to advance to the next round.

2019: Played in two regular season matches for FC Dallas, playing 27 minutes. Loaned to Austin Bold FC where he played 1,528 minutes in 20 appearances (16 starts) and scored four goals.

2018: Twumasi made one substitute appearance in MLS, one appearance in the U.S. Open Cup and made six appearances on loan at Oklahoma Energy FC with one assist. Made his FC Dallas debut in the 4th Round of the Lamar Hunt U.S. Open Cup on June 6. Was part of the 18-man squad in the Round of 16 of the U.S. Open Cup vs. Sporting Kansas City on June 16. Made the 18-man squad vs. New York Red Bulls on June 23. Made his MLS debut on July 7 vs. Real Salt Lake. Was part of the 18-man roster vs. Houston Dynamo on Aug. 23. Loaned to Oklahoma City Energy FC making six appearances and tallying one assist.

COLLEGE

Scored 16 goals and had 11 assists in two seasons at Wake Forest University.

YOUTH

Part of the Right to Dream Academy from Ghana along with teammate Francis Atuahene, Philadelphia Union midfielder David Accam, Philadelphia Union defender Josh Yaro, Columbus Crew midfielder Mohammad Abu and LA Galaxy's Emmanuel Boateng. Right to Dream Academy creates opportunities for African youth players by focusing on teamwork, community service and academics through soccer. Right to Dream Academy is based in Atimpoku, Ghana.



FREDDY VARGAS

#17 | MIDFIELDER

DOB: April 1, 1999

AGE: 21

HT: 5'10" **WT:** 177

INTERNATIONAL

HOMETOWN: Barquisimeto, Venezuela

BIRTHPLACE: Barquisimeto, Venezuela

LAST CLUB: Deportivo Lara

PRONUNCIATION: VAR-gah-s

ACQUIRED

FC Dallas has signed Venezuelan winger Freddy Vargas on one-year loan from Deportivo Lara on Jan. 15, 2021. FC Dallas has the option to exercise a permanent transfer on Vargas' contract following the duration of the loan in December 2021.

PROFESSIONAL

Vargas, 21, joins FC Dallas after spending four seasons with Venezuelan first-division side Deportivo Lara. He has appeared in 113 matches across all competitions, including seven appearances in Copa Libertadores.

NATIONAL TEAM

Vargas has been called up to represent the Venezuelan U-20 National Team in 2018.



KYLE ZOBECK

#30 | GOALKEEPER

DOB: February 6, 1990

AGE: 30

HT: 6'0" **WT:** 186

HOMETOWN: Coralville, Iowa

BIRTHPLACE: Coralville, Iowa

LAST CLUB: New York Cosmos

PRONUNCIATION: ZO-bek

ACQUIRED

FC Dallas signs goalkeeper Kyle Zobeck on February 21, 2018.

PROFESSIONAL

2020: Zobeck made his MLS debut in the 42nd minute of the match vs. Sporting Kansas City on Sept. 2. Started in goal for FC Dallas on Sept. 9 on the road vs. Minnesota United. Zobeck appeared in four games (3 starts) for FC Dallas. In the 318 minutes he played, Zobeck recorded 11 saves and recorded a 2-1-1 record. Was on the bench for the MLS Team of the Week for Week 11. Among players taken in the MLS draft (whether that draft be Super, Supplemental, College, etc. and NOT including the inaugural player draft in 1996), Kyle Zobeck is the oldest player to make his debut, at age 30 years, 209 days, vs. Sporting Kansas City on Sept. 2. It has been eight seasons since his selection in the 2013 SuperDraft. The previous record was Leo Krupnik, who was 30 years, 10 days old when he made his debut in 2009, also eight seasons following his selection in the 2002 SuperDraft.

2019: Started in five matches for North Texas Soccer Club, conceding only three goals in 450 minutes. Saved 21 out of 24 shots throughout his five games played, giving him a 0.60 GAA and a club-high 87.5% save success rate. Marked five clearances, four punches, and collected two clean sheets in the five games he played with NTSC. Started in goal for North Texas Soccer Club on May 11 vs. Orlando City B; North Texas won 4-1. Made seven saves in the USL League One Final to help North Texas Soccer Club win 1-0 against Greenville Triumph on Oct. 19. One of his saves against the Greenville Triumph on Oct. 19 was selected as save of the month for October and was nominated for Save of the Year. Made the 18-man roster six times for FC Dallas. Played for FC Dallas in a friendly against Club Tijuana where he made five saves for the club.

2018: Included in the FC Dallas 18-man squad nine times. 28-year-old goalkeeper was originally selected by FC Dallas in the second round of the 2013 MLS Supplemental Draft.

2014: Zobeck joined NASL side, New York Cosmos ahead of the 2014 season and made his professional debut vs. Minnesota United on Aug. 23, 2014. He finished the 2014 season with a 1-2-1 record after making 10 saves. Zobeck won a NPSL championship with New York Cosmos B in 2015 and NASL championship in 2016.

COLLEGE

Zobeck played four seasons at Valparaiso, where he put together the best goalkeeping season in program history as a redshirt junior in 2011. That season the Iowa native posted a GAA of 0.66 in 20 games, recording 51 saves and 11 shutouts. Horizon League Best Goalkeeper of the Year in 2011 and 2012. In his career with the Crusaders, Zobeck played in 53 games, recording 185 saves and 19 clean sheets.

2021 FC DALLAS ROSTER PRONUNCIATIONS

NUMERICAL WITH PRONUNCIATION

NO. PLAYER	PRONUNCIATION	AGE PLACE OF BIRTH	LAST CLUB
2 Eddie Munjoma	Muhn-JO-mah	22 McKinney, Texas	SMU
3 José Martínez	HO-seh MAHr-tee-NEHz	28 La Palma del Condado, Spain	SD Eibar
4 Bressan	BREH-sahn	28 Caxias do Sul, Brazil	Grêmio
6 Edwin Cerrillo	ceh-REE-yo	20 Waco, Texas	FC Dallas Academy
7 Jáder Obrian	HA-dehr OH-brah-yan	25 María La Baja, Colombia	Águilas Doradas
8 Bryan Acosta	ah-COST-a	27 La Ceiba, Honduras	CD Tenerife
9 Jesús Ferreira	Feh-ray-rah	20 Santa Marta, Colombia	FC Dallas Academy
10 Andrés Ricaurte	ahn-dres ri-kaoor-te	29 Medellín, Colombia	Independiente Medellín
12 Ryan Hollingshead		29 Granite Bay, California	UCLA
14 Nkosi Burgess	En-koh-see Bur-gess	24 Manhattan, New York	Seattle University
15 Tanner Tessmann		19 Birmingham, Alabama	FC Dallas Academy
16 Ricardo Pepi	Peh-pee	18 El Paso, Texas	North Texas SC
17 Freddy Vargas	VAR-gah-s	22 Barquisimeto, Venezuela	Deportivo Lara
18 Brandon Servania	Ser-VAIn-ya	22 Birmingham, Alabama	Wake Forest
19 Paxton Pomykal	PAW-meh-Cul	21 Lewisville, Texas	FC Dallas Academy
20 Jimmy Maurer	MAHR-er	32 Lawrenceville, Georgia	New York Cosmos
21 Kalil ElMedkhar	CA-leel El-med-car	21 Middletown, Delaware	Reading United AC
22 Ema Twumasi	Ee-ma Two-ma-see	23 Accra, Ghana	Wake Forest
23 Thomas Roberts		19 Plano, Texas	FC Dallas Academy
24 Matt Hedges		31 Carmel, Indiana	UNC
26 John Nelson		22 Medina, Ohio	UNC
28 Beni Redžić	Ben-ee Reh-d-tsch	18 Carrollton, Texas	FC Dallas Academy
29 Franco Jara	Fran-CO Ha-RAH	32 Villa Maria, Argentina	Pachuca
30 Kyle Zobeck	Zo-behk	31 Coralville, Iowa	New York Cosmos
31 Dante Sealy	Seal-lee	17 Brooklyn, New York	FC Dallas Academy
46 Justin Che		17 Richardson, Texas	FC Dallas Academy
80 Nicky Hernandez		22 Dallas, Texas	North Texas SC
99 Phelipe Megiolaro	feh-LEE-peh meh-G-o-lahro	22 Campinas, Brazil	Grêmio

TECHNICAL STAFF WITH PRONUNCIATION

TITLE	NAME	PRONUNCIATION
TECHNICAL DIRECTOR	André Zanotta	ahn-dreh zah-noh-tah
DIRECTOR OF OPERATIONS	Marco Ferruzzi	fer-roo-zee
HEAD COACH	Luchi Gonzalez	loo-chee gohn-zah-lehz
ASSISTANT COACH	Mikey Varas	my-key vah-rahs
ASSISTANT COACH	Peter Luccin	pee-tehr luk-sin
GOALKEEPER COACH	Drew Keeshan	drew key-shawn



CELEBRATING 10 SEASONS AS THE OFFICIAL
SPORTS NUTRITION PARTNER OF FC DALLAS





SEASONS

IN REVIEW



2020 SEASON



RECORD
9-6-7, 34 pts

HEAD COACH
Luchi Gonzalez: 22-18-16

PLAYOFFS
0-1-1

#	POS	PLAYER	GP	GS	MIN	G	A	SHT	SOG	FC	FS	OFF	CK	C	E
29	F	FRANCO JARA	19	16	1388	7	0	37	20	27	27	11	1	4	0
12	M	RYAN HOLLINGSHEAD	20	19	1731	4	1	30	11	23	17	2	1	3	0
11	M	SANTIAGO MOSQUERA	12	5	411	4	0	17	9	5	6	4	2	0	0
9	M	FAFA PICAULT	18	11	1040	3	2	22	8	5	13	3	0	1	0
13	F	ZDENEK ONDRASEK	5	4	312	2	1	11	3	5	2	1	0	1	0
16	F	RICARDO PEPI	17	4	458	2	1	15	6	10	4	2	0	0	0
3	D	RETO ZIEGLER	19	17	1529	2	1	6	4	8	5	1	38	3	0
21	M	MICHAEL BARRIOS	21	19	1681	1	5	35	10	25	26	1	32	5	0
10	M	ANDRES RICAURTE	14	13	1112	1	2	17	6	16	45	0	36	1	0
7	F	JESUS FERREIRA	19	13	979	1	1	19	7	6	9	2	0	3	0
19	M	PAXTON POMYKAL	5	1	150	1	0	1	1	1	5	0	0	1	0
14	D	BRYAN REYNOLDS	17	14	1267	0	3	4	1	21	15	0	0	2	0
8	M	BRYAN ACOSTA	11	10	759	0	2	17	8	23	8	1	1	2	1
4	D	BRESSAN	18	11	1167	0	1	4	1	9	12	0	0	4	0
2	D	REGGIE CANNON	5	5	450	0	1	4	2	4	13	0	0	1	0
24	D	MATT HEDGES	19	18	1538	0	1	8	2	9	3	0	0	0	0
26	D	JOHN NELSON	11	8	705	0	1	2	1	0	3	0	0	0	0
5	M	THIAGO SANTOS	20	19	1623	0	1	8	0	41	47	0	0	8	0
15	M	TANNER TESSMANN	19	9	1001	0	1	16	4	7	7	0	0	0	0
33	M	EDWIN CERRILLO	2	0	17	0	0	0	0	0	0	0	0	0	0
1	G	JESSE GONZALEZ	2	2	180	0	0	0	0	0	1	0	0	0	0
20	G	JIMMY MAURER	16	16	1392	0	0	0	0	0	3	0	0	0	0
99	G	PHELIPE MEGIOLARO	1	1	90	0	0	0	0	0	0	0	0	0	0
31	F	DANTE SEALY	5	0	49	0	0	2	0	4	3	0	0	0	0
18	M	BRANDON SERVANIA	12	4	398	0	0	3	0	5	7	0	0	1	0
22	F	EMA TWUMASI	4	0	35	0	0	0	0	1	0	0	0	0	0
30	G	KYLE ZOBECK	4	3	318	0	0	0	0	0	0	0	0	0	0
10	M	PABLO ARANGUIZ	0	0	0	0	0	0	0	0	0	0	0	0	0
17	F	FRANCIS ATUAHENE	0	0	0	0	0	0	0	0	0	0	0	0	0
40	G	CARLOS AVILEZ	0	0	0	0	0	0	0	0	0	0	0	0	0
28	D	NKOSI BURGESS	0	0	0	0	0	0	0	0	0	0	0	0	0
46	D	JUSTIN CHE	0	0	0	0	0	0	0	0	0	0	0	0	0
25	D	CALLUM MONTGOMERY	0	0	0	0	0	0	0	0	0	0	0	0	0
27	D	EDDIE MUNJOMA	0	0	0	0	0	0	0	0	0	0	0	0	0
23	M	THOMAS ROBERTS	0	0	0	0	0	0	0	0	0	0	0	0	0
TEAM TOTALS			22	22	1980	28	25	278	104	255	297	28	111	42	1
OPPONENT TOTALS			22	22	1980	24	26	340	100	297	255	11	129	45	3

GAME-WINNING GOALS: RYAN HOLLINGSHEAD 4, FRANCO JARA 3, ZDENEK ONDRASEK 1, JESUS FERREIRA 1
GAME-WINNING ASSISTS: MICHAEL BARRIOS 3, BRYAN REYNOLDS 2, RETO ZIEGLER 1, FAFA PICAULT 1, RICARDO PEPI 1, RYAN HOLLINGSHEAD 1, JESUS FERREIRA 1
PENALTY KICK GOALS/ATTEMPTS: RETO ZIEGLER 2-2, FRANCO JARA 1-1

FC DALLAS INDIVIDUAL GOALKEEPING															
#	POS	GOALKEEPER	GP	GS	MIN	SHTS	SV	GA	GAA	PG	PA	W	L	T	SO
20	G	JIMMY MAURER	16	16	1392	68	54	13	0.84	2	2	6	4	5	7
1	G	JESSE GONZALEZ	2	2	180	5	3	2	1.00	0	0	1	0	1	1
30	G	KYLE ZOBECK	4	3	318	18	11	6	1.70	1	1	2	1	1	0
99	G	PHELIPE MEGIOLARO	1	1	90	9	6	3	3.00	0	0	0	1	0	0
TEAM TOTALS			22	22	1980	100	74	24	1.09	3	3	9	6	7	8
OPPONENT TOTALS			22	22	1980	104	75	28	1.27	3	3	6	9	7	9

2020 REGULAR SEASON GAME-BY-GAME

DATE	OPPONENT	RES.	ATT.*	W-L-T	NOTES
02/29/20	Philadelphia	W 2-0	16,219	1-0-0	DAL: Ondrasek (61) Pomykal (91+)
03/07/20	Montreal	T 2-2	15,865	1-0-1	DAL: Ondrasek (83) Pepi (96+); MTL: Urruti (59,68)
08/12/20	Nashville SC	L 0-1	2,912	1-1-1	NSH: Accam (86)
08/16/20	Nashville SC	T 0-0	2,990	1-1-2	--
08/21/20	@Houston	T 0-0	--		1-1-3 --
08/26/20	Colorado				postponed
08/29/20	Minnesota	W 3-1	3,212	2-1-3	DAL: Picault (11) Ferreira (12) Ziegler (96+); MIN: Dotson (55)
09/02/20	@Sporting KC	T 1-1		2-1-4	DAL: Jara (9); KC: Shelton (48+)
09/09/20	@Minnesota	L 2-3	--	2-2-4	DAL: Pepi (42) Mosquera (77); MIN: Toye (11) Molino (28,70)
09/12/20	Houston	W 2-1	3,611	3-2-4	DAL: Ricuarte (28) Jara (61); HOU: Rodriguez (41)
09/16/20	Colorado	W 4-1	3,011	4-2-4	DAL: Mosquera (41,57,78) Jara (49); COL: Shinyashiki (63)
09/19/20	@Sporting KC	W 3-2		5-2-4	DAL: Jara (42,48) Hollingshead (86); KC: Russell (53,83)
09/23/20	@Atlanta	L 0-1	--	5-3-4	ATL: Larentowicz (55)
09/27/20	Orlando City SC	T 0-0	3,113	5-3-5	--
10/03/20	Columbus	T 2-2	3,572	5-3-6	DAL: Barrios (38) Ziegler (53); CLB: Mokhtar (47) Santos (62)
10/07/20	@Houston	L 0-2	1,582	5-4-6	HOU: Quintero (20) Ceren (83)
10/11/20	Minnesota				postponed
10/14/20	Sporting KC	W 1-0	2,898		6-4-6 DAL: Hollingshead (43)
10/20/20	@Nashville SC	L 0-3	3,502	6-5-6	NSH: Leal (19) Cadiz (73) Rios (88)
10/24/20	@Real Salt Lake	T 0-0	4,078	6-5-7	--
10/28/20	Inter Miami CF	W 2-1	3,233	7-5-7	DAL: Jara (60) Hollingshead (82); MCF: Pizarro (33)
10/31/20	Houston	W 3-0	4,028	8-5-7	DAL: Jara (19) Picault (27,93+)
11/04/20	@Nashville SC	W 1-0	3,789	9-5-7	DAL: Hollingshead (19)
11/08/20	@Minnesota	L 0-3	--	9-6-7	MIN: Molino (17,79) Reynoso (47)

*Fan attendance varied depending on state and local health protocols for each MLS team. FC Dallas allowed fans to attend matches at Toyota Stadium in a reduced capacity with no more than 5,110 fans allowed at the resumption of MLS Play in August.

FINAL REGULAR SEASON STANDINGS

OVERALL										HOME										AWAY									
EASTERN	GP	W	L	T	PTS	GF	GA	GD	W	L	T	GF	GA	W	L	T	GF	GA	W	L	T	GF	GA						
Philadelphia	23	14	4	5	47	44	20	24	9	0	0	24	4	3	4	4	16	14											
Toronto FC	23	13	5	5	44	33	26	7	7	2	1	14	6	5	3	2	13	15											
Columbus	23	12	6	5	41	36	21	15	9	1	0	20	6	0	5	5	9	15											
Orlando City SC	23	11	4	8	41	40	25	15	6	1	3	22	11	3	3	4	12	11											
New York City FC	23	12	8	3	39	37	25	12	7	2	0	23	9	4	4	3	12	12											
NY Red Bulls	23	9	9	5	32	29	31	-2	5	4	1	13	12	3	3	4	15	15											
Nashville SC	23	8	7	8	32	24	22	2	4	2	5	14	9	4	5	3	10	13											
New England	23	8	7	8	32	26	25	1	2	3	5	10	11	5	4	1	14	13											
Montreal	23	8	13	2	26	33	43	-10	3	6	1	12	16	4	5	1	17	22											
Inter Miami CF	23	7	13	3	24	25	35	-10	5	2	2	14	13	2	8	1	9	17											
Chicago	23	5	10	8	23	33	39	-6	4	2	3	21	13	0	6	5	10	21											
Atlanta	23	6	13	4	22	23	30	-7	4	4	2	10	9	2	6	2	13	18											
D.C. United	23	5	12	6	21	25	41	-16	2	6	3	11	20	3	5	1	11	17											
FC Cincinnati	23	4	15	4	16	12	36	-24	1	4	4	3	6	1	10	0	6	26											
WESTERN	GP	W	L	T	PTS	GF	GA	GD	W	L	T	GF	GA	W	L	T	GF	GA	W	L	T	GF	GA						
Kansas City	21	12	6	3	39	38	25	13	5	3	1	18	12	5	2	2	14	9											
Seattle Sounders	22	11	5	6	39	44	23	21	7	1	2	27	10	3	3	3	13	11											
Portland Timbers	23	11	6	6	39	46	35	11	5	4	2	19	17	4	2	3	21	14											
Minnesota United	21	9	5	7	34	36	26	10	5	1	3	19	9	3	4	2	13	14											
FC Dallas	22	9	6	7	34	28	24	4	7	1	4	21	9	2	5	3	7	15											
Los Angeles FC	22	9	8	5	32	47	39	8	7	2	2	28	13	1	6	1	8	19											
San Jose	23	8	9	6	30	35	51	-16	4	2	5	17	18	2	7	0	12	30											
Colorado Rapids	18	8	6	4	28	32	28	4	3	1	2	13	8	5	3	1	15	13											
Vancouver	23	9	14	0	27	27	44	-17	6	4	0	18	16	2	8	0	4	21											
LA Galaxy	22	6	12	4	22	27	46	-19	4	5	1	14	20	2	5	2	9	17											
Real Salt Lake	22	5	10	7	22	25	35	-10	3	4	3	12	16	1	5	3	11	17											
Houston Dynamo	23	4	10	9	21	30	40	-10	3	3	4	14	12	1	6	3	11	22											



2019 SEASON



RECORD

13-12-9, 48 pts

HEAD COACH

Luchi Gonzalez: 13-12-9

PLAYOFFS

0-1-0

MLS HONORS

Matt Hedges – MLS All-Star
Paxton Pomykal – MLS All-Star

#	POS	PLAYER	GP	GS	MIN	G	A	SHT	SOG	FC	FS	OFF	CK	C	E
27	F	JESUS FERREIRA	33	29	2453	8	6	59	22	27	21	4	1	5	0
13	F	ZDENEK ONDRASEK	17	7	747	7	2	26	15	20	7	4	0	2	0
14	F	DOMINIQUE BADJI	28	24	2040	6	3	41	20	30	38	14	0	6	0
12	D	RYAN HOLLINGSHEAD	34	33	2961	6	3	44	17	29	44	5	3	3	0
21	M	MICHAEL BARRIOS	32	31	2731	5	15	56	18	53	36	10	108	6	0
3	D	RETO ZIEGLER	32	32	2880	5	0	26	13	32	11	4	2	5	0
11	M	SANTIAGO MOSQUERA	23	12	1171	3	2	36	13	12	26	3	10	0	0
19	M	PAXTON POMYKAL	25	20	1876	2	5	28	10	26	63	1	22	4	0
18	M	BRANDON SERVANIA	18	13	1118	2	3	27	9	17	14	0	0	2	0
8	M	BRYAN ACOSTA	26	23	2074	2	1	54	11	64	20	0	41	12	0
4	D	BRESSAN	18	12	1119	1	1	8	5	21	8	0	0	1	0
2	D	REGGIE CANNON	28	26	2268	1	1	10	1	21	31	0	0	7	0
24	D	MATT HEDGES	33	33	2884	1	1	13	3	12	8	0	0	5	1
17	F	FRANCIS ATUAHENE	1	0	26	1	0	2	1	0	0	0	0	0	0
7	M	CARLOS GRUEZO	9	9	784	1	0	7	1	16	5	0	0	2	0
15	M	JACORI HAYES	19	8	848	0	2	7	2	6	31	0	0	0	0
6	M	*ERIC ALEXANDER	0	0	0	0	0	0	0	0	0	0	0	0	0
33	M	EDWIN CERRILLO	12	11	918	0	1	4	0	20	6	0	0	2	0
29	F	BRYAN REYNOLDS	10	1	112	0	1	1	0	3	3	0	0	0	0
10	M	PABLO ARANGUIZ	11	7	562	0	0	11	2	12	15	2	6	0	0
1	G	JESSE GONZALEZ	32	32	2880	0	0	0	0	0	4	0	0	5	0
7	M	EDWIN GYASI	4	1	82	0	0	2	1	2	3	1	0	0	0
20	G	JIMMY MAURER	2	2	180	0	0	0	0	0	0	0	0	0	0
26	D	JOHN NELSON	9	4	451	0	0	2	0	1	2	0	0	0	0
6	D	*MARQUINHOS PEDROSO	2	1	119	0	0	1	0	0	0	0	0	0	0
16	F	RICARDO PEPI	7	0	71	0	0	1	1	0	1	3	0	0	0
23	M	THOMAS ROBERTS	6	3	237	0	0	3	1	3	2	0	0	0	0
22	F	EMA TWUMASI	2	0	27	0	0	1	0	0	0	0	0	0	0
9	F	CRISTIAN COLMAN	0	0	0	0	0	0	0	0	0	0	0	0	0
5	D	MOISES HERNANDEZ	0	0	0	0	0	0	0	0	0	0	0	0	0
25	D	CALLUM MONTGOMERY	0	0	0	0	0	0	0	0	0	0	0	0	0
31	F	DANTE SEALY	0	0	0	0	0	0	0	0	0	0	0	0	0
30	G	KYLE ZOBECK	0	0	0	0	0	0	0	0	0	0	0	0	0
OWN-GOALS RECEIVED			3												
TEAM TOTALS			34	34	3060	54	47	470	166	427	420	51	193	67	1
OPPONENT TOTALS			34	34	3060	46	46	433	140	420	427	30	160	61	5

GAME-WINNING GOALS: RETO ZIEGLER 2, DOMINIQUE BADJI 2, BRANDON SERVANIA 1, PAXTON POMYKAL 1, ZDENEK ONDRASEK 1, SANTIAGO MOSQUERA 1, RYAN HOLLINGSHEAD 1, JESUS FERREIRA 1, MICHAEL BARRIOS 1, BRYAN ACOSTA 1

GAME-WINNING ASSISTS: JESUS FERREIRA 3, MICHAEL BARRIOS 3, RYAN HOLLINGSHEAD 2, PAXTON POMYKAL 1, ZDENEK ONDRASEK 1, EDWIN CERRILLO 1, BRESSAN 1, BRYAN ACOSTA 1

PENALTY KICK GOALS/ATTEMPTS: RETO ZIEGLER 4-5

FC DALLAS INDIVIDUAL GOALKEEPING

#	POS	GOALKEEPER	GP	GS	MIN	SHTS	SV	GA	GAA	PG	PA	W	L	T	SO
1	G	JESSE GONZALEZ	32	32	2880	128	84	42	1.31	5	7	13	11	8	8
20	G	JIMMY MAURER	2	2	180	12	8	4	2.00	0	1	0	1	1	0
TEAM TOTALS			34	34	3060	140	92	46	1.35	5	8	13	12	9	8
OPPONENT TOTALS			34	34	3060	166	112	54	1.59	4	5	12	13	9	11

* = PLAYED WITH OTHER TEAMS IN 2019. ONLY FC DALLAS STATISTICS LISTED HERE.

2019 REGULAR SEASON GAME-BY-GAME

DATE	OPPONENT	RES.	ATT.	W-L-T	NOTES
03/02/19	New England	T 1-1	14,327	0-0-1	DAL: Barrios (13); NE: Gil (57)
03/09/19	LA Galaxy	W 2-0	17,220	1-0-1	DAL: Ziegler (53), Acosta (61)
03/16/19	@Columbus	L 0-1	9,687	1-1-1	CLB: Sauro (10)
03/23/19	Colorado	W 2-1	14,514	2-1-1	DAL: Barrios (35), Hollingshead (82); COL: Smith (69)
03/30/19	@Real Salt Lake	W 4-2	18,220	3-1-1	DAL: Gruezo (0:45), Pomykal (32,64) Ferreira (69); RSL: Savarino (31) Silva (66)
04/06/19	@Philadelphia	L 1-2	15,844	3-2-1	DAL: Ziegler (10); PHI: Burke (85) Bedoya (92+)
04/13/19	Portland	W 2-1	14,376	4-2-1	DAL: Ferreira (9) Ziegler (60); POR: Paredes (67)
04/20/19	@Atlanta	W 2-1	43,351	5-2-1	DAL: Ferreira (6) Acosta (84); ATL: J. Martinez (97+)
04/27/19	San Jose	T 0-0	14,087	5-2-2	--
05/04/19	@Houston	L 1-2	16,521	5-3-2	DAL: Badji (87); HOU: Manotas (20,58)
05/11/19	NY Red Bulls	L 1-3	12,263	5-4-2	DAL: Ferreira (47+); NYR: Casseres (12) Nealis (58) White (85)
05/16/19	@LAFC	L 0-2	22,001	5-5-2	LFC: Vela (39) Rossi (83)
05/19/19	LAFC	T 1-1	15,135	5-5-3	DAL: Hollingshead (29); LFC: Vela (80)
05/25/19	@Vancouver	L 1-2	18,309	5-6-3	DAL: Badji (85); VAN: Adnan (30) Venuto (39)
06/01/19	Seattle	W 2-1	14,327	6-6-3	DAL: own goal (33,38); SEA: Ruidiaz (65)
06/08/19	@San Jose	T 2-2	16,841	6-6-4	DAL: own goal (27) Atuahene (65); SJ: Wondolowski (46) Eriksson (54)
06/22/19	Toronto FC	W 3-0	13,623	7-6-4	DAL: Badji (41,58) Bressan (51)
06/26/19	Vancouver	T 2-2	11,911	7-6-5	DAL: Ferreira (55), Hollingshead (59); VAN: Yordy Reyna (81) Venuto (94+)
06/30/19	@Portland	L 0-1	25,218	7-7-5	POR: Fernandez (42)
07/04/19	D.C. United	W 2-0	19,096	8-7-5	DAL: Mosquera (6) Badji (65)
07/13/19	@Minnesota	L 0-1	19,906	8-8-5	MIN: Toye (91+)
07/20/19	@Sporting KC	W 2-0	18,736	9-8-5	DAL: Badji (37) Ferreira (57)
07/27/19	Real Salt Lake	T 0-0	14,717	9-8-6	--
08/03/19	@Orlando City	L 0-2	22,479	9-9-6	ORL: Akindele (13) Ascues (92+)
08/10/19	Minnesota	W 5-3	15,168	10-9-6	DAL: Hollingshead (28) Mosquera (32) Cannon (45) Servania (85,93+); MIN: Finlay (11,41) Dotson (73)
08/14/19	@LA Galaxy	L 0-2	19,653	10-10-6	LA: Ibrahimovic (68,82)
08/17/19	@Montreal	T 3-3	17,509	10-10-7	DAL: Ondrasek (59) Ziegler (85) Hollingshead (90); MTL: Lappalainen (8,46+) Okwonkwo (56)
08/25/19	Houston	W 5-1	15,452	11-10-7	DAL: Ziegler (24) Ferreira (29) Ondrasek (56,64) Barrios (96+); HOU: Rodriguez (80)
08/31/19	FC Cincinnati	W 3-1	15,811	12-10-7	DAL: Hollingshead (12) Barrios (49) Ondrasek (51); CIN: Ledesma (64)
09/14/19	@Chicago	L 0-4	12,874	12-11-7	CHI: Sapong (7,29) Frankowski (16) Nikolic (39)
09/18/19	@Seattle	T 0-0	37,722	12-11-8	--
09/22/19	NYC FC	T 1-1	14,663	12-11-9	DAL: Ondrasek (66); NYC: Castellanos (0:39)
09/29/19	@Colorado	L 0-3	16,352	12-12-9	COL: Price (10) Rubio (49+) Kamara (72)
10/06/19	Sporting KC	W6-0	15,623	13-12-9	DAL: Ondrasek (9,68) Hedges (12) Mosquera (51) Barrios (54) Ferreira (73)

FINAL REGULAR SEASON STANDINGS

OVERALL										HOME						AWAY					
EASTERN	GP	W	L	T	PTS	GF	GA	GD		W	L	T	GF	GA	W	L	T	GF	GA		
New York City	34	18	6	10	64	63	42	21		11	1	5	34	16	7	5	5	29	26		
Atlanta United	34	18	12	4	58	58	43	15		12	2	3	36	14	6	10	1	22	29		
Philadelphia	34	16	11	7	55	58	50	8		10	3	4	36	19	6	8	3	22	31		
Toronto FC	34	13	10	11	50	57	52	5		9	4	4	34	26	4	6	7	23	26		
D.C. United	34	13	10	11	50	42	38	4		7	4	6	25	22	6	6	5	17	16		
NY Red Bulls	34	14	14	6	48	53	51	2		9	5	3	29	18	5	9	3	24	33		
New England	34	11	11	12	45	50	57	-7		8	5	4	23	19	3	6	8	27	38		
Chicago Fire	34	10	12	12	42	55	47	8		8	2	7	37	18	2	10	5	18	29		
Montreal Impact	34	12	17	5	41	47	60	-13		8	6	3	23	22	4	11	2	24	38		
Columbus Crew	34	10	16	8	38	39	47	-8		6	6	5	21	22	4	10	3	18	25		
Orlando City	34	9	15	10	37	44	52	-8		6	8	3	26	29	3	7	7	18	23		
FC Cincinnati	34	6	22	6	24	31	75	-44		3	11	3	15	36	3	11	3	16	39		
WESTERN	GP	W	L	T	PTS	GF	GA	GD		W	L	T	GF	GA	W	L	T	GF	GA		
Los Angeles FC	34	21	4	9	72	85	37	48		13	1	3	48	20	8	3	6	37	17		
Seattle Sounders	34	16	10	8	56	52	49	3		11	2	4	34	21	5	8	4	18	28		
Real Salt Lake	34	16	13	5	53	46	41	5		12	4	1	31	15	4	9	4	15	26		
Minnesota United	34	15	11	8	53	52	43	9		10	1	6	29	13	5	10	2	23	30		
LA Galaxy	34	16	15	3	51	58	59	-1		11	5	1	36	25	5	10	2	22	34		
Portland Timbers	34	14	13	7	49	52	49	3		8	5	4	29	20	6	8	3	23	29		
FC Dallas	34	13	12	9	48	54	46	8		10	1	6	38	16	3	11	3	16	30		
San Jose	34	13	16	5	44	52	55	-3		10	5	2	32	20	3	11	3	20	35		
Colorado Rapids	34	12	16	6	42	58	63	-5		9	6	2	36	29	3	10	4	22	34		
Houston Dynamo	34	12	18	4	40	49	59	-10		10	3	4	31	19	2	15	0	18	40		
Kansas City	34	10	16	8	38	49	67	-18		7	6	4	30	30	3	10	4	19	37		
Vancouver	34	8	16	10	34	37	59	-22		5	7	5	16	23	3	9	5	21	36		



2018 SEASON



RECORD
16-19-9, 57 pts

HEAD COACH
Oscar Pareja: 78-49-43

PLAYOFFS
0-1-0

MLS HONORS
Matt Hedges - MLS All-Star

#	POS	PLAYER	GP	GS	MIN	G	A	SHT	SOG	FC	FS	OFF	CK	C	E
16	F	DOMINIQUE BADJI (TOT)	26	24	1963	9	3	59	23	51	39	17	0	6	0
16	F	DOMINIQUE BADJI (DAL)	10	9	620	2	1	11	4	8	8	7	0	0	0
37	F	MAXIMILIANO URRUTI	33	30	2735	8	11	117	35	31	49	12	34	3	0
20	M	ROLAND LAMAH	29	21	1865	8	6	37	14	14	28	17	1	4	0
21	M	MICHAEL BARRIOS	34	29	2536	6	6	59	29	33	23	15	40	4	0
11	M	SANTIAGO MOSQUERA	29	17	1589	6	5	61	21	21	27	6	24	0	0
3	D	RETO ZIEGLER	29	29	2570	4	0	15	7	20	15	1	1	2	3
10	M	MAURO DIAZ	12	9	807	2	8	20	5	9	29	2	42	3	0
7	M	CARLOS GRUEZO	31	28	2508	2	1	28	6	49	11	1	0	8	0
13	F	TESHO AKINDELE	19	5	577	2	0	9	7	9	5	3	0	0	0
9	F	CRISTIAN COLMAN	15	6	606	2	0	21	11	10	7	8	0	0	1
24	D	MATT HEDGES	33	33	2925	2	0	15	7	30	12	0	0	8	0
2	D	REGGIE CANNON	33	33	2921	1	3	10	4	18	42	0	1	4	0
12	D	RYAN HOLLINGSHEAD	18	7	766	1	3	11	7	6	7	4	0	0	0
23	M	*KELLYN ACOSTA	13	8	674	1	2	9	2	10	9	0	4	0	0
8	M	VICTOR ULLOA	27	25	2172	1	2	12	3	16	16	0	27	1	0
15	M	JACORI HAYES	16	10	998	1	1	8	4	17	28	0	0	2	0
31	D	MAYNOR FIGUEROA	16	11	1008	1	0	14	6	9	3	0	0	2	0
6	D	ANTON NEDYALKOV	9	9	770	0	1	6	1	5	7	0	0	1	0
44	M	ABEL AGUILAR	4	1	131	0	0	3	0	4	2	0	0	0	0
10	M	PABLO ARANGUIZ	9	3	282	0	0	7	3	5	8	0	9	0	0
27	F	JESUS FERREIRA	1	0	3	0	0	2	0	0	0	0	0	0	0
1	G	JESSE GONZALEZ	21	21	1890	0	0	0	0	0	5	0	0	5	0
14	G	JIMMY MAURER	13	13	1170	0	0	0	0	1	4	0	0	1	0
6	D	MARQUINHOS PEDROSO	13	13	1170	0	0	7	1	23	9	2	0	3	0
19	M	PAXTON POMYKAL	6	1	125	0	0	0	0	1	2	0	6	0	0
32	D	KRIS REAVES	2	2	168	0	0	0	0	1	0	1	0	0	0
22	F	EMA TWUMASI	1	1	45	0	0	1	0	1	0	0	0	0	0
17	F	FRANCIS ATUAHENE	0	0	0	0	0	0	0	0	0	0	0	0	0
34	D	JORDAN CANO	0	0	0	0	0	0	0	0	0	0	0	0	0
5	D	MOISES HERNANDEZ	0	0	0	0	0	0	0	0	0	0	0	0	0
29	F	BRYAN REYNOLDS	0	0	0	0	0	0	0	0	0	0	0	0	0
23	M	THOMAS ROBERTS	0	0	0	0	0	0	0	0	0	0	0	0	0
18	M	BRANDON SERVANIA	0	0	0	0	0	0	0	0	0	0	0	0	0
30	G	KYLE ZOBECK	0	0	0	0	0	0	0	0	0	0	0	0	0
OWN-GOALS RECEIVED						2									
TEAM TOTALS			34	34	3060	52	50	483	177	351	382	79	189	51	4
OPPONENT TOTALS			34	34	3060	44	36	441	139	382	351	43	170	55	6

GAME-WINNING GOALS: ROLAND LAMAH 4, SANTIAGO MOSQUERA 2, MAXIMILIANO URRUTI 1, MATT HEDGES 1, JACORI HAYES 1, CARLOS GRUEZO 1, MAYNOR FIGUEROA 1, MAURO DIAZ 1, MICHAEL BARRIOS 1, TESHO AKINDELE 1, KELLYN ACOSTA 1.

GAME-WINNING ASSISTS: MAXIMILIANO URRUTI 3, MICHAEL BARRIOS 3, VICTOR ULLOA 2, SANTIAGO MOSQUERA 2, MAURO DIAZ 2, ROLAND LAMAH 1, RYAN HOLLINGSHEAD 1, KELLYN ACOSTA 1.

PENALTY KICK GOALS/ATTEMPTS: RETO ZIEGLER 2-3, MAURO DIAZ 2-2, ROLAND LAMAH 0-1

FC DALLAS INDIVIDUAL GOALKEEPING

#	POS	GOALKEEPER	GP	GS	MIN	SHTS	SV	GA	GAA	PG	PA	W	L	T	SO
1	G	JESSE GONZALEZ	21	21	1890	92	63	28	1.33	3	5	11	7	3	6
14	G	JIMMY MAURER	13	13	1170	47	32	16	1.23	2	2	5	2	6	4
TEAM TOTALS			34	34	3060	139	95	44	1.29	5	7	16	9	9	10
OPPONENT TOTALS			34	34	3060	177	124	52	1.53	4	6	9	16	9	6

* = PLAYED WITH OTHER TEAMS IN 2018. ONLY FC DALLAS STATISTICS LISTED HERE.

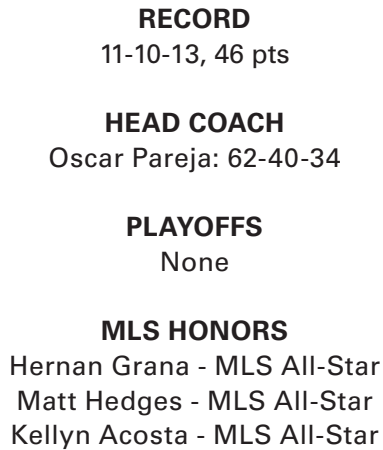
2018 REGULAR SEASON GAME-BY-GAME

DATE	OPPONENT	RESULT	ATT.	W-L-T	NOTES:
3/3/18	Real Salt Lake	T 1-1	16,116	0-0-1	DAL: own Goal (86); RSL: Plata (25)
3/18/18	Seattle	W 3-0	13,310	1-0-1	DAL: Lamah (20,63) Urruti (58)
3/24/18	Portland	T 1-1	13,851	1-0-2	DAL: Lamah (36); POR: Blanco (47)
4/7/18	Colorado	T 1-1	13,147	1-0-3	DAL: Colmán (89); COL: Mason (62)
4/14/18	@New England	W 1-0	11,508	2-0-3	DAL: Hayes (76)
4/21/18	Philadelphia	W 2-0	13,326	3-0-3	DAL: Díaz (64) Urruti (74)
4/29/18	@NYC FC	L 1-3	22,115	3-1-3	DAL: Mosquera (10); NYC: Medina (3) Villa (36,69)
5/5/18	@LAFC	T 1-1	22,000	3-1-4	DAL: Urruti (55); LFC: Beitashour (9)
5/12/18	LA Galaxy	W 3-2	18,355	4-1-4	DAL: Urruti (28) Lamah (44,52); LA: Kamara (47) Boateng (83)
5/19/18	Vancouver	T 2-2	13,907	4-1-5	DAL: Cannon (40) Urruti (78); VAN: OG (82) Kamara (100+)
5/25/18	@Toronto FC	W 1-0	27,549	5-1-5	DAL: Urruti (11)
5/30/18	@LA Galaxy	W 3-2	18,003	6-1-5	DAL: Hollingshead (33) Colmán (40) Gruezo (66); LA: Ibrahimovic (69,97+)
6/2/18	Los Angeles FC	W 2-1	14,022	7-1-5	DAL: Ziegler (25) Lamah (51); LFC: Diomande (61)
6/9/18	Montreal	W 2-0	13,506	8-1-5	DAL: OG (5) Díaz (18)
6/23/18	@NY Red Bulls	L 0-3	20,827	8-2-5	NYR: Wright-Phillips (23) Long (39) Lawrence (48)
6/29/18	@Minnesota	W 1-0	22,345	9-2-5	DAL: Lamah (59)
7/4/18	Atlanta	W 3-2	17,298	10-2-5	DAL: Ziegler (22) Akindele (86,88); ATL: Martinez (41,73)
7/7/18	@Real Salt Lake	L 0-2	17,319	10-3-5	RSL: Rusnak (11) L. Silva (91+)
7/14/18	Chicago	W 3-1	16,000	11-3-5	DAL: Gruezo (27) Acosta (74) Ziegler (81); CHI: Bronico (86)
7/21/18	@Houston	T 1-1	19,295	11-3-6	DAL: Hedges (0:51); HOU: Manotas (8)
7/28/18	@Sporting KC	W 3-2	20,758	12-3-6	DAL: Barrios (23,62,74); KC: Fernandes (50) Salloi (97+)
8/4/18	San Jose	L 1-3	17,282	12-4-6	DAL: Lamah (23); SJ: Qazaishvili (19,88) Hyka (47)
8/12/18	@Seattle	L 1-2	39,522	12-5-6	DAL: Badji (52); SEA: Marshall (41) Lodeiro (63)
8/18/18	Minnesota	W 2-0	15,107	13-5-6	DAL: Figueroa (44) Barrios (57)
8/23/18	@Houston	T 1-1	16,544	13-5-7	DAL: Barrios (83); HOU: Pena (88)
8/29/18	@San Jose	L 3-4	15,648	13-6-7	DAL: Urruti (8) Mosquera (51) Badji (58); SJ: Qazaishvili (15,42) Eriksson (54) Wondolowski (62)
9/1/18	Houston	W 4-2	16,835	14-6-7	DAL: Barrios (10) Mosquera (48,51) Ziegler (58); HOU: Manotas (53) Elis (72)
9/15/18	Columbus	T 0-0	16,030	14-6-8	none
9/23/18	@Vancouver	W 2-1	21,190	15-6-8	DAL: Mosquera (42) Hedges (87); VAN: Kamara (66)
9/29/18	@Portland	T 0-0	21,144	15-6-9	none
10/6/18	Orlando City SC	W 2-0	16,519	16-6-9	DAL: Mosquera (63) Ulloa (69)
10/13/18	@D.C. United	L 0-1	19,610	16-7-9	DC: Canouse (86)
10/21/18	Sporting KC	L 0-3	19,096	16-8-9	KC: Salloi (45) Espinoza (64) Russell (87)
10/28/18	@Colorado	L 1-2	15,172	16-9-9	DAL: Urruti (18); COL: Bassett (80) Smith (84)

FINAL REGULAR SEASON STANDINGS

OVERALL										HOME										AWAY									
EASTERN		GP	W	L	T	PTS	GF	GA	GD	W	L	T	GF	GA	W	L	T	GF	GA	W	L	T	GF	GA					
New York	34	22	7	5	71	62	33	29	14	2	1	36	10	8	5	4	26	23											
Atlanta	34	21	7	6	69	70	44	26	11	2	4	42	19	10	5	2	28	25											
NYCFC	34	16	10	8	56	59	45	14	12	1	4	36	10	4	9	4	23	35											
D.C. United	34	14	11	9	51	60	50	10	13	2	2	37	17	1	9	7	23	33											
Columbus	34	14	11	9	51	43	45	-2	11	2	4	32	21	3	9	5	11	24											
Philadelphia	34	15	14	5	50	49	50	-1	9	6	2	29	20	6	8	3	20	30											
Montreal	34	14	16	4	46	47	53	-6	11	4	2	31	16	3	12	2	16	37											
New England	34	10	13	11	41	49	55	-6	8	4	5	28	20	2	9	6	21	35											
Toronto FC	34	10	18	6	36	59	64	-5	8	7	2	39	29	2	11	4	20	35											
Chicago	34	8	18	8	32	48	61	-13	6	7	4	28	25	2	11	4	20	36											
Orlando City	34	8	22	4	28	43	74	-31	6	7	4	28	30	2	15	0	15	44											
WESTERN		GP	W	L	T	PTS	GF	GA	GD	W	L	T	GF	GA	W	L	T	GF	GA	W	L	T	GF	GA					
Sporting KC	34	18	8	8	62	65	40	25	10	2	5	34	17	8	6	3	31	23											
Seattle	34	18	11	5	59	52	37	15	10	5	2	33	15	8	6	3	19	22											
LAFC	34	16	9	9	57	68	52	16	9	1	7	32	15	7	8	2	36	37											
FC Dallas	34	16	9	9	57	52	44	8	10	2	5	32	19	6	7	4	20	25											
Portland	34	15	10	9	54	54	48	6	11	2	4	30	13	4	8	5	24	35											
Real Salt Lake	34	14	13	7	49	55	58	-3	11	2	4	38	24	3	11	3	17	34											
LA Galaxy	34	13	12	9	48	66	64	2	8	5	4	37	27	5	7	5	29	37											
Vancouver	34	13	13	8	47	54	67	-13	7	5	5	32	29	6	8	3	22	38											
Houston	34	10	16	8	38	58	58	0	8	6	3	36	24	2	10	5	22	34											
Minnesota	34	11	20	3	36	49	71	-22	10	6	1	30	25	1	14	2	19	46											
Colorado	34	8	19	7	31	36	63	-27	6	8	3	24	32	2	11	4	12	31											
San Jose	34	4	21	9	21	49	71	-22	2	9	6	27	39	2	12	3	22	32											

2017 REGULAR SEASON GAME-BY-GAME



GAME-WINNING GOALS: MAXIMILIANO URRUTI 3, ROLAND LAMAH 2, MAYNOR FIGUEROA 2, JAVIER MORALES 1, MATT HEDGES 1, CRISTIAN COLMAN 1, KELLYN ACOSTA 1.
GAME-WINNING ASSISTS: MICHAEL BARRIOS 3, CARLOS GRUEZO 2, HERNAN GRANA 2, MAURO DIAZ 2, WALKER ZIMMERMAN 1, ROLAND LAMAH 1.
PENALTY KICK GOALS/ATTEMPTS: MAURO DIAZ 2-3, MAXIMILIANO URRUTI 1-1.

DATE	OPPONENT	RESULT	ATT.	W-L-T	NOTES:
3/4/17	@LA Galaxy	W 2-1	23,554	1-0-0	DAL: Urruti (47) Acosta (69); LA: G. Dos Santos (53)
3/11/17	@Sporting KC	T 0-0	19,117	1-0-1	None
3/18/17	New England	W 2-1	16,150	2-0-1	DAL: Urruti (71,77); NE: Nguyen (10)
4/8/17	Minnesota	W 2-0	16,048	3-0-1	DAL: Morales (43) Barrios (49)
4/14/17	@San Jose	T 1-1	18,000	3-0-2	DAL: Acosta (78); SJ: Hyka (94+)
4/22/17	Sporting KC	W 1-0	15,411	4-0-2	DAL: Figueroa (77)
4/29/17	Portland	T 2-2	16,014	4-0-3	DAL: Urruti (61) Akindele (80); POR: Adi (30) Blanco (71)
5/6/17	@Real Salt Lake	W 3-0	18,160	5-0-3	DAL: Urruti (3,91+) Hedges (67)
5/14/17	NYC FC	T 1-1	14,665	5-0-4	DAL: Acosta (20); NYC: Mcnamara (68)
5/20/17	San Jose	L 0-1	14,200	5-1-4	SJ: Hyka (81)
5/25/17	@Chicago	L 1-2	12,584	5-2-4	DAL: Lamah (6); CHI: Nikolic (3) Accam (9)
5/28/17	Houston	T 0-0	15,055	5-2-5	None
6/3/17	Real Salt Lake	W 6-2	14,016	6-2-5	DAL: Lamah (8,22,31) Urruti (39) Akindele (43) Ferreira (89); RSL: Holness (70) Beckerman (72)
6/10/17	@Portland	L 0-2	21,144	6-3-5	POR: Adi (32,72)
6/17/17	@Vancouver	T 1-1	22,120	6-3-6	DAL: Urruti (52); VAN: Techera (74)
6/23/17	@Houston	T 1-1	22,115	6-3-7	DAL: Urruti (59); HOU: Torres (19)
7/1/17	Toronto FC	W 3-1	14,984	7-3-7	DAL: Lamah (5,21) Urruti (78); TOR: Delgado (56)
7/4/17	D.C. United	W 4-2	16,291	8-3-7	DAL: Harris (41) Urruti (47) Lamah (48+,55); DC: Harkes (30) Brown (57)
7/22/17	@Montreal	W 2-1	20,481	9-3-7	DAL: Colman (52,62); MTL: Salazar (23)
7/29/17	Vancouver	L 0-4	15,274	9-4-7	VAN: Ibini (18) Montero (49,67) Mezquida (83)
8/5/17	@Philadelphia	L 1-3	17,880	9-5-7	DAL: Barrios (92+); PHI: Sapong (17,68) Ilsinho (22)
8/12/17	Colorado	T 0-0	14,522	9-5-8	None
8/19/17	@Sporting KC	L 0-2	19,869	9-6-8	KC: Rubio (42) Fernandes (92+)
8/23/17	Houston	T 3-3	13,339	9-6-9	DAL: Akindele (45) Figueroa (47+) Urruti (51); HOU: Sanchez (1) Torres (71,86)
8/26/17	@Columbus	L 1-2	18,379	9-7-9	DAL: Zimmerman (78); CLB: Kamara (50) Mensah (71)
9/2/17	NY Red Bulls	T 2-2	16,035	9-7-10	DAL: Grana (54) Diaz (75); NYR: Kljestan (43) Long (57)
9/10/17	@Atlanta	L 0-3	45,314	9-8-10	ATL: Gonzalez (14) Martinez (46) Garza (68)
9/16/17	Seattle	T 0-0	15,124	9-8-11	None
9/23/17	@Minnesota	L 1-4	22,055	9-9-11	DAL: Akindele (14); MIN: Ramirez (24) Ibarra (35) Finlay (71) Danladi (88)
9/27/17	Colorado	W 2-0	14,566	10-9-11	DAL: Figueroa (6) Lamah (9)
9/30/17	@Orlando City	SCT 0-0	24,007	10-9-12	None
10/7/17	@Colorado	T 1-1	16,598	10-9-13	DAL: Harris (54); COL: Aigner (15)
10/15/17	@Seattle	L 0-4	48,478	10-10-1	SEAL: Rodriguez (31) Bruin (64,67) Neagle (92+)
10/22/17	LA Galaxy	W 5-1	15,383	11-10-1	DAL: Lamah (37,49) Hedges (41) Barrios (68) Diaz (73); LA: Ciani (2)

[illegible]



2016 SEASON



#	POS	PLAYER	GP	GS	MIN	G	A	SHT	SOG	FC	FS	OFF	CK	C	E
37	F	MAXIMILIANO URRUTI	30	29	2482	9	4	91	36	42	51	16	0	4	0
21	M	MICHAEL BARRIOS	32	30	2454	9	2	50	26	23	25	12	17	3	0
13	F	TESHO AKINDELE	31	15	1514	6	4	35	17	14	16	7	0	2	0
10	M	MAURO DIAZ	27	24	2149	5	13	47	14	32	81	4	79	3	0
11	M	FABIAN CASTILLO	22	20	1752	5	5	43	20	28	7	23	2	1	0
25	D	WALKER ZIMMERMAN	30	30	2700	4	0	28	11	38	20	1	0	4	0
23	M	KELLYN ACOSTA	32	24	2328	2	5	35	9	38	29	1	30	4	0
77	M	MAURO ROSALES	23	4	544	2	3	6	3	8	12	2	23	2	0
12	D	RYAN HOLLINGSHEAD	29	22	2024	2	0	22	8	36	24	3	0	3	0
8	M	VICTOR ULLOA	32	18	1639	2	0	11	4	21	13	1	2	2	0
14	D	ATIBA HARRIS	28	22	1970	1	2	17	5	29	19	1	0	6	0
24	D	MATT HEDGES	26	26	2334	1	0	10	5	28	15	2	0	5	0
29	F	CARLOS RUIZ	1	0	13	1	0	1	1	0	0	1	0	0	0
7	M	CARLOS GRUEZO	27	26	2240	0	2	24	3	55	14	1	0	9	0
31	D	MAYNOR FIGUEROA	28	28	2434	0	1	21	4	27	11	1	0	7	1
28	F	COLIN BONNER	1	1	27	0	0	0	0	1	0	0	0	0	0
16	F	COY CRAFT	2	0	17	0	0	0	0	0	1	0	0	0	0
2	D	AUBREY DAVID	5	4	363	0	0	0	0	5	5	0	0	1	0
9	F	GETTERSON	4	2	152	0	0	4	2	2	1	0	0	0	0
1	G	JESSE GONZALEZ	6	6	540	0	0	0	0	0	2	0	0	0	0
33	D	AARON GUILLEN	2	1	106	0	0	0	0	3	0	0	0	0	0
34	D	AGUSTIN JARA	3	0	12	0	0	0	0	0	0	0	0	0	0
22	M	CARLOS LIZARAZO	8	2	161	0	0	5	1	3	2	0	9	0	0
17	D	ZACH LOYD	12	10	919	0	0	0	0	4	13	0	0	1	0
20	M	JUAN ESTEBAN ORTIZ	5	2	171	0	0	0	0	5	1	0	0	2	0
15	M	TIMO PITTER	1	0	9	0	0	1	0	1	0	0	0	0	0
18	G	CHRIS SEITZ	28	28	2520	0	0	0	0	0	5	0	0	1	0
30	G	RYAN HERMAN	0	0	0	0	0	0	0	0	0	0	0	0	0
3	D	MOISES HERNANDEZ	0	0	0	0	0	0	0	0	0	0	0	0	0
5	D	NORBERTO PAPARATTO	0	0	0	0	0	0	0	0	0	0	0	0	0
19	M	PAXTON POMYKAL	0	0	0	0	0	0	0	0	0	0	0	0	0
OWN-GOALS RECEIVED						1									
TEAM TOTALS			34	34	3060	50	41	451	169	443	392	76	162	60	1
OPPONENT TOTALS			34	34	3060	40	32	330	118	392	443	59	134	52	2

GAME-WINNING GOALS: WALKER ZIMMERMAN 3, MAURO DIAZ 3, FABIAN CASTILLO 3, MICHAEL BARRIOS 2, KELLYN ACOSTA 2, MAXI URRUTI 1, VICTOR ULLOA 1, CARLOS RUIZ 1, MAURO ROSALES 1.
GAME-WINNING ASSISTS: MAURO DIAZ 7, MICHAEL BARRIOS 2, MAXI URRUTI 1, CARLOS GRUEZO 1, MAYNOR FIGUEROA 1, KELLYN ACOSTA 1.
PENALTY KICK GOALS/ATTEMPTS: MAURO DIAZ 3-3, TESHO AKINDELE 2-2.

FC DALLAS INDIVIDUAL GOALKEEPING															
#	POS	GOALKEEPER	GP	GS	MIN	SHTS	SV	GA	GAA	PG	PA	W	L	T	SO
12	D	R. HOLLINGSHEAD	1	0	1	1	1	0	0.00	0	0	0	0	0	0
18	G	CHRIS SEITZ	28	28	2520	95	63	29	1.04	3	4	14	5	9	10
1	G	JESSE GONZALEZ	6	6	539	22	12	11	1.84	0	0	3	3	0	2
TEAM TOTALS			34	34	3060	118	76	40	1.18	3	4	17	8	9	12
OPPONENT TOTALS			34	34	3060	169	117	50	1.47	5	5	8	17	9	11

RECORD
17-8-9, 60 pts

HEAD COACH
Oscar Pareja: 51-30-21

PLAYOFFS
1-1-0

MLS HONORS
Mauro Diaz - MLS Best XI, MLS All-Star
Matt Hedges - MLS Best XI
Kellyn Acosta - MLS All-Star

2016 REGULAR SEASON GAME-BY-GAME

DATE	OPPONENT	RESULT	ATT.	W-L-T	NOTES:
03/06/16	Philadelphia	W 2-0	14,248	1-0-0	DAL: Castillo (22) Urruti (79)
03/12/16	@Houston	L 0-5	21,601	1-1-0	HOU: Horst (6) OG (13) Clark (23) Wenger (27) Bruin (85)
03/19/16	Montreal	W 2-0	14,502	2-1-0	DAL: Diaz (79) Urruti (87)
03/26/16	@D.C. United	W 3-0	14,201	3-1-0	DAL: Barrios (14,28) Urruti (52)
04/02/16	Columbus	T 1-1	13,174	3-1-1	DAL: Akindele (77); CLB: Meram (9)
04/09/16	San Jose	T 2-2	13,386	3-1-2	DAL: Akindele (36) OG (62); SJ: Quintero (4) Wondolowski (55)
04/13/16	@Portland	W 3-1	21,144	4-1-2	DAL: Barrios (4) Castillo (26) Akindele (29); POR: Mattocks (67)
04/17/16	Sporting KC	W 2-1	16,215	5-1-2	DAL: Barrios (35) Rosales (68); KC: Olum (22)
04/23/16	@Vancouver	L 0-3	22,120	5-2-2	VAN: OG (35) Harvey (63) Manneh (77)
04/29/16	@NY Red Bulls	L 0-4	18,025	5-3-2	NYRB: Sam (37) Kljestan (52) Grella (71) Martins (83)
05/07/16	@Toronto FC	L 0-1	30,025	5-4-2	TOR: Endoh (28)
05/11/16	Portland	W 2-1	10,381	6-4-2	DAL: Hollingshead (55) Zimmerman (57); POR: Valeri (3)
05/14/16	Seattle	W 2-0	14,630	7-4-2	DAL: Diaz (3) Barrios (80)
05/21/16	@New England	W 4-2	23,472	8-4-2	DAL: Akindele (5,90) Harris (36) Castillo (70); NE: Agudelo (23) Nguyen (26)
05/28/16	@San Jose	T 0-0	18,000	8-4-3	None
06/02/16	Houston	T 1-1	13,457	8-4-4	DAL: Hollingshead (23); HOU: Clark (51)
06/19/16	@Sporting KC	L 0-2	18,927	8-5-4	KC: Olum (43) Feilhaber (47+)
06/25/16	Real Salt Lake	W 2-0	13,128	9-5-4	DAL: Acosta (18) Castillo (58)
07/04/16	Orlando City SC	W 4-0	16,195	10-5-4	DAL: Zimmerman (11) Barrios (21) Hedges (61) Castillo (92+)
07/08/16	@San Jose	W 1-0	18,000	11-5-4	DAL: Urruti (51)
07/13/16	@Seattle	L 0-5	40,101	11-6-4	SEA: Dempsey (6) Ivanschitz (18) Morris (22) J. Jones (61) Roldan (73)
07/16/16	Chicago	W 3-1	13,942	12-6-4	DAL: Urruti (23) Diaz (41) Rosales (92+); CHI: Alvarez (91+)
07/23/16	@Colorado	T 1-1	18,178	12-6-5	DAL: Ulloa (82); COL: Hairston (44)
07/31/16	Vancouver	W 2-0	13,824	13-6-5	DAL: Acosta (56) Urruti (59)
08/13/16	Sporting KC	T 2-2	13,408	13-6-6	DAL: Akindele (66) Urruti (76); KC: Dwyer (68,73)
08/20/16	@Real Salt Lake	L 0-1	19,939	13-7-6	RSL: Olave (78)
08/27/16	@Houston	W 3-1	18,769	14-7-6	DAL: Diaz (59) Barrios (60,79); HOU: Alex (19)
09/03/16	Portland	W 3-1	14,207	15-7-6	DAL: Diaz (14) Ulloa (47+) Zimmerman (53); POR: Valeri (87)
09/10/16	Colorado	L 0-1	14,468	15-8-6	COL: Badji (52)
09/17/16	@NYC FC	T 2-2	25,204	15-8-7	DAL: Urruti (20) Barrios (52); NYC: Mcnamara (8) Shelton (78)
09/24/16	@Real Salt Lake	T 0-0	20,069	15-8-8	None
10/01/16	LA Galaxy	W 1-0	15,968	16-8-8	DAL: Zimmerman (39)
10/16/16	Seattle	W 2-1	14,468	17-8-8	DAL: Urruti (79) Ruiz (89); SEA: Lodeiro (41)
10/23/16	@LA Galaxy	T 0-0	27,167	17-8-9	None

FINAL REGULAR SEASON STANDINGS

OVERALL										HOME										AWAY									
EASTERN CONFERENCE																													
	GP	W	L	T	PTS	GF	GA	GD	W	L	T	GF	GA	W	L	T	GF	GA											
NY Red Bulls	34	16	9	9	57	61	44	17	13	2	2	36	17	3	7	7	25	27	27										
NYCFC	34	15	10	9	54	62	57	5	8	3	6	35	28	7	7	3	27	29	29										
Toronto FC	34	14	9	11	53	51	39	12	8	3	6	28	17	6	6	5	23	22	22										
D.C. United	34	11	10	13	46	53	47	6	9	4	4	35	18	2	6	9	18	29	29										
Montreal	34	11	11	12	45	49	53	-4	7	5	5	31	29	4	6	7	18	24	24										
Philadelphia	34	11	14	9	42	52	55	-3	8	5	4	30	24	3	9	5	22	31	31										
New England	34	11	14	9	42	44	54	-10	9	4	4	26	19	2	10	5	18	35	35										
Orlando City	34	9	11	14	41	55	60	-5	6	4	7	31	28	3	7	7	24	32	32										
Columbus	34	8	14	12	36	50	58	-8	6	3	8	31	25	2	11	4	19	33	33										
Chicago	34	7	17	10	31	42	58	-16	6	3	8	26	21	1	14	2	16	37	37										
WESTERN CONFERENCE																													
	GP	W	L	T	PTS	GF	GA	GD	W	L	T	GF	GA	W	L	T	GF	GA											
FC Dallas	34	17	8	9	60	50	40	10	12	1	4	33	12	5	7	5	17	28	28										
Colorado	34	15	6	13	58	39	32	7	11	0	6	20	7	4	6	7	19	25	25										
Los Angeles	34	12	6	16	52	54	39	15	8	1	8	32	18	4	5	8	22	21	21										
Seattle	34	14	14	6	48	44	43	1	10	5	2	22	12	4	9	4	22	31	31										
Sporting KC	34	13	13	8	47	42	41	1	10	4	3	30	19	3	9	5	12	22	22										
Real Salt Lake	34	12	12	10	46	44	46	-2	8	1	8	22	14	4	11	2	22	32	32										
Portland	34	12	14	8	44	48	53	-5	12	3	2	35	21	0	11	6	13	32	32										
Vancouver	34	10	15	9	39	45	52	-7	6	5	6	28	22	4	10	3	17	30	30										
San Jose	34	8	12	14	38	32	40	-8	7	3	7	18	12	1	9	7	14	28	28										
Houston	34	7	14	13	34	39	45	-6	5	5	7	23	21	2	9	6	16	24	24										



2015 FC DALLAS STATISTICS



#	POS	PLAYER	GP	GS	MIN	G	A	SHT	SOG	FC	FS	OFF	CK	C	E
11	M	FABIAN CASTILLO	30	28	2559	9	9	79	30	27	37	16	5	2	0
10	M	MAURO DIAZ	24	24	1992	8	10	49	17	26	76	3	75	3	0
21	M	MICHAEL BARRIOS	26	19	1745	7	2	34	19	27	33	4	5	0	0
9	F	DAVID TEXEIRA	22	19	1402	6	3	36	11	26	17	6	0	1	0
13	M	TESHO AKINDELE	28	14	1502	5	1	29	15	20	15	8	0	2	0
7	F	BLAS PEREZ	23	14	1274	5	1	33	16	23	28	6	0	2	1
23	M	KELLYN ACOSTA	21	19	1606	3	2	29	8	24	23	0	21	4	1
12	M	RYAN HOLLINGSHEAD	33	25	2171	2	3	13	4	34	35	7	0	4	0
14	D	ATIBA HARRIS	27	20	1849	2	2	19	3	39	8	1	0	8	0
8	M	VICTOR ULLOA	33	33	2915	2	1	14	5	41	19	0	2	4	0
31	M	MICHEL	18	12	914	1	4	10	4	12	15	0	39	3	0
24	D	MATT HEDGES	31	30	2675	1	1	10	1	26	13	2	0	4	0
3	D	MOISES HERNANDEZ	14	11	968	0	2	3	2	16	6	2	0	2	0
4	M	*KYLE BEKKER	8	2	313	0	1	7	3	1	0	0	5	1	0
17	D	ZACH LOYD	28	28	2396	0	1	3	1	30	28	0	0	2	1
5	M	EZEQUIEL CIRIGLIANO	7	5	431	0	0	1	0	6	0	0	0	0	0
16	F	COY CRAFT	2	1	67	0	0	2	0	1	0	1	0	0	0
20	M	ROLANDO ESCOBAR	14	2	398	0	0	7	3	4	11	1	13	0	0
44	G	JESSE GONZALEZ	11	11	990	0	0	0	0	1	3	0	0	2	0
1	G	DAN KENNEDY	16	16	1440	0	0	0	0	1	4	0	0	3	0
18	G	CHRIS SEITZ	7	7	630	0	0	0	0	0	2	0	0	0	0
4	D	BAKARY SOUMARE (TOT)	10	9	835	0	0	2	0	10	2	0	0	3	0
4	D	BAKARY SOUMARE (DAL)	0	0	0	0	0	0	0	0	0	0	0	0	0
27	D	JE-VAUGHN WATSON	23	22	1986	0	0	11	4	17	5	0	0	4	1
29	M	ALEX ZENDEJAS	8	2	187	0	0	0	0	1	6	0	3	0	0
25	D	WALKER ZIMMERMAN	20	10	1084	0	0	10	2	10	10	0	0	1	0
33	D	OTIS EARLE	0	0	0	0	0	0	0	0	0	0	0	0	0
26	M	DANNY GARCIA	0	0	0	0	0	0	0	0	0	0	0	0	0
22	D	STEPHEN KEEL	0	0	0	0	0	0	0	0	0	0	0	0	0
OWN-GOALS RECEIVED						1									
TEAM TOTALS			34	34	3060	52	43	399	148	413	412	57	168	52	4
OPPONENT TOTALS			34	34	3060	39	38	385	122	412	413	75	168	61	7

GAME-WINNING GOALS: DAVID TEXEIRA 3, BLAS PEREZ 3, TESHO AKINDELE 3, MAURO DIAZ 2, MICHAEL BARRIOS 2, VICTOR ULLOA 1, MICHEL 1, ATIBA HARRIS 1, FABIAN CASTILLO 1.
GAME-WINNING ASSISTS: MAURO DIAZ 4, FABIAN CASTILLO 2, DAVID TEXEIRA 1, MICHEL 1, ZACH LOYD 1, RYAN HOLLINGSHEAD 1, MOISES HERNANDEZ 1, KELLYN ACOSTA 1.
PENALTY KICK GOALS/ATTEMPTS: MAURO DIAZ 3-4, TESHO AKINDELE 1-1.

FC DALLAS INDIVIDUAL GOALKEEPING															
#	POS	GOALKEEPER	GP	GS	MIN	SHTS	SV	GA	GAA	PG	PA	W	L	T	SO
44	G	JESSE GONZALEZ	11	11	990	47	37	10	0.91	2	4	7	3	1	5
1	G	DAN KENNEDY	16	16	1440	48	30	19	1.19	3	4	7	5	4	5
18	G	CHRIS SEITZ	7	7	630	27	17	10	1.43	0	1	4	2	1	3
TEAM TOTALS			34	34	3060	122	84	39	1.15	5	9	18	10	6	13
OPPONENT TOTALS			34	34	3060	148	94	52	1.53	4	5	10	18	6	9

* = PLAYED WITH OTHER TEAMS IN 2015. ONLY FC DALLAS STATISTICS LISTED HERE.

2015 REGULAR SEASON GAME-BY-GAME

DATE	OPPONENT	RESULT	ATT.	W-L-T	NOTES:
03/07/15	San Jose	W 1-0	15,236	1-0-0	DAL: Blas Perez (92+)
03/14/15	Sporting KC	W 3-1	14,149	2-0-0	DAL: Blas Perez (17,52) Castillo (73); KC: Espinoza (44)
03/21/15	@Philadelphia	W 2-0	16,031	3-0-0	DAL: Akindele (49) Hollingshead (59)
03/28/15	Seattle	T 0-0	18,333	3-0-1	None
04/04/15	@Portland	L 1-3	21,144	3-1-1	DAL: Akindele (29); POR: Borchers (23) Urruti (62) Chara (87)
04/10/15	Colorado	L 0-4	12,929	3-2-1	COL: Badji (2) Powers (43) Torres (70) Serna (85)
04/18/15	Toronto FC	W 3-2	16,176	4-2-1	DAL: Castillo (0:29,10) Blas Perez (27); TOR: Giovinco (83,89)
04/24/15	@Colorado	T 1-1	12,944	4-2-2	DAL: Diaz (31); COL: LaBrocca (79)
05/01/15	@Houston	W 4-1	19,975	5-2-2	DAL: Hollingshead (9) Texeira (21) Diaz (52) Castillo (55); HOU: Barnes (32)
05/09/15	LA Galaxy	W 2-1	13,829	6-2-2	DAL: Blas Perez (77) Akindele (86); LA: Zardes (59)
05/15/15	NY Red Bulls	T 0-0	12,640	6-2-3	None
05/23/15	@Montreal	L 1-2	13,020	6-3-3	DAL: Hedges (77); MTL: Piatti (25) McNerney (50)
05/29/15	@Sporting KC	L 0-4	20,172	6-4-3	KC: Nemeth (19) Feilhaber (51) Ellis (57) Zusi (64)
06/07/15	@San Jose	T 0-0	18,000	6-4-4	None
06/13/15	@Seattle	L 0-3	41,108	6-5-4	SEA: Neagle (55) Martins (73) Gonzalez (92+)
06/19/15	@Colorado	T 1-1	15,585	6-5-5	DAL: Castillo (71); COL: Serna (88)
06/26/15	Houston	W 2-0	15,037	7-5-5	DAL: own goal (33) Castillo (42)
07/04/15	New England	W 3-0	19,140	8-5-5	DAL: Diaz (9) Castillo (64) Barrios (73)
07/11/15	@Orlando City	W 2-0	30,513	9-5-5	DAL: Diaz (46+) Texeira (64)
07/18/15	D.C. United	W 2-1	16,215	10-5-5	DAL: Acosta (73) Castillo (92+); DC: own goal (77)
07/25/15	Portland	W 4-1	15,992	11-5-5	DAL: Barrios (12,22) Acosta (69) Diaz (87); POR: Adi (93+)
08/02/15	@Chicago	L 0-2	14,209	11-6-5	CHI: Accam (4) Maloney (85)
08/15/15	LA Galaxy	L 1-2	21,907	11-7-5	DAL: Barrios (33); LA: Keane (51,55)
08/22/15	@Vancouver	L 0-1	21,000	11-8-5	VAN: Techera (32)
08/29/15	Real Salt Lake	W 2-0	18,172	12-8-5	DAL: Akindele (51) Castillo (79)
09/06/15	@Columbus	W 3-0	20,217	13-8-5	DAL: Harris (27) Barrios (69) Texeira (71)
09/12/15	NYC FC	W 2-1	16,937	14-8-5	DAL: Akindele (45) Michel (49+); NYC: Mullins (70)
09/18/15	@Sporting KC	L 1-3	18,861	14-9-5	DAL: Ulloa (80); KC: Feilhaber (65,76) Dwyer (83)
09/27/15	@LA Galaxy	L 2-3	27,000	14-10-5	DAL: Barrios (35) Harris (86); LA: dos Santos (11) Keane (14) Gerrard (57)
10/04/15	Houston	W 4-1	16,744	15-10-5	DAL: Diaz (25) Texeira (51,93+) Acosta (53); HOU: Clark (36)
10/07/15	@Vancouver	T 0-0	19,339	15-10-6	None
10/14/15	Vancouver	W 2-0	11,848	16-10-6	DAL: Barrios (32) Diaz (52)
10/17/15	@Real Salt Lake	W 1-0	19,899	17-10-6	DAL: Texeira (57)
10/25/15	San Jose	W 2-1	16,937	18-10-6	DAL: Diaz (38) Ulloa (79); SJ: AmariKwa (13)

FINAL REGULAR SEASON STANDINGS

OVERALL										HOME										AWAY																			
EASTERN CONFERENCE										WESTERN CONFERENCE										EASTERN CONFERENCE										WESTERN CONFERENCE									
	GP	W	L	T	PTS	GF	GA	GD	W	L	T	GF	GA	W	L	T	GF	GA	W	L	T	GF	GA																
NY Red Bulls	34	18	10	6	60	62	43	19	12	3	2	35	18	6	7	4	27	25	4	4	27	25	4	27	25														
Columbus	34	15	11	8	53	58	53	5	9	4	4	38	25	6	7	4	20	28	4	4	20	28	4	20	28														
Montreal	34	15	13	6	51	48	44	4	11	4	2	32	17	4	9	4	16	27	4	4	16	27	4	16	27														
D.C. United	34	15	13	6	51	43	45	-2	11	3	3	34	21	4	10	3	9	24	3	3	9	24	3	9	24														
New England	34	14	12	8	50	48	47	1	9	2	6	27	12	5	10	2	21	35	2	2	21	35	2	21	35														
Toronto FC	34	15	15	4	49	58	58	0	11	5	1	34	22	4	10	3	24	36	5	1	34	22	4	24	36														
Orlando City	34	12	14	8	44	46	56	-10	7	5	5	25	19	5	9	3	21	37	5	5	25	19	5	21	37														
NY City FC	34	10	17	7	37	49	58	-9	6	7	4	32	31	4	10	3	17	27	7	4	32	31	4	17	27														
Philadelphia	34	10	17	7	37	42	55	-13	7	7	3	22	19	3	10	4	20	36	7	3	22	19	3	20	36														
Chicago	34	8	20	6	30	43	58	-15	8	8	1	23	19	0	12	5	20	39	8	1	23	19	0	20	39														
WESTERN CONFERENCE										EASTERN CONFERENCE										WESTERN CONFERENCE																			
	GP	W	L	T	PTS	GF	GA	GD	W	L	T	GF	GA	W	L	T	GF	GA	W	L	T	GF	GA																
FC Dallas	34	18	10	6	60	52	39	13	13	2	2	33	15	5	8	4	19	24	2	2	33	15	5	19	24														
Vancouver	34	16	13	5	53	45	36	9	9	6	2	27	18	7	7	3	18	18	6	6	27	18	7	18	18														
Portland	34	15	11	8	53	41	39	2	8	3	6	23	13	7	8	4	18	26	3	6	23	13	7	18	26														
Seattle	34	15	13	6	51	44	36	8	11	4	2	26	14	4	9	4	18	22	6	2	26	14	4	18	22														
Los Angeles	34	14	11	9	51	56	46	10	12	2	3	41	16	2	9	6	15	30	11	3	41	16	2	15	30														
Sporting KC	34	14	11	9	51	48	45	3	10	2	5	29	20	4	9	4	19	25	14	5	29	20	4	19	25														
San Jose	34	13	13	8	47	41	39	2	8	3	6	17	11	5	10	2	24	28	4	4	17	11	5	24	28														
Houston	34	11	14	9	42	42	49	-7	9	4	4	30	21	2	10	5	12	28	7	4	30	21	2	12	28														
Real Salt Lake	34	11	15	8	41	38	48	-10	7	4	6	22	14	4	11	2	16	34	4	4	22	14	4	16	34														
Colorado	34	9	15	10	37	33	43	-10	5	7	5	19	23	4	8	5	14	20	9	5	19	23	4	14	20														



2014 FC DALLAS STATISTICS



RECORD
16-12-6, 54 pts

HEAD COACH
Oscar Pareja: 16-12-6

PLAYOFFS
1-0-2

MLS HONORS
Mauro Diaz - Player of the Month (March)
Blas Perez - Player of the Week (27)
Tesho Akindele - Player of the Week (23)
Chis Seitz - Save of the Week (5 & 6)
Raul Fernandez - Save of the Week (10)

#	POS	PLAYER	GP	GS	MIN	G	A	SHT	SOG	FC	FS	OFF	CK	C	E
7	F	BLAS PEREZ	29	24	2061	11	6	55	21	46	51	12	0	4	2
11	F	FABIAN CASTILLO	27	26	2282	10	4	74	32	30	29	31	4	5	0
31	M	MICHEL	25	20	1787	8	5	36	13	31	20	0	88	6	1
13	F	TESHO AKINDELE	26	18	1748	7	3	30	16	18	21	9	0	2	0
27	M	JE-VAUGHN WATSON	31	29	2481	4	2	29	8	43	20	6	0	4	2
9	F	DAVID TEXEIRA	19	9	839	4	0	19	10	21	22	4	0	3	0
10	M	MAURO DIAZ	17	9	917	3	3	20	6	11	35	1	19	2	0
24	D	MATT HEDGES	32	32	2790	3	1	19	6	29	17	2	0	4	0
91	F	ANDRES ESCOBAR	23	18	1590	2	4	23	8	16	52	2	37	0	0
17	D	ZACH LOYD	29	28	2414	1	0	5	2	20	25	1	0	2	1
5	D	JAIR BENITEZ	26	19	1716	0	4	10	2	16	32	2	9	1	0
23	D	KELLYN ACOSTA	15	9	843	0	1	7	0	13	8	0	0	2	0
22	D	STEPHEN KEEL	16	14	1307	0	1	1	0	13	7	2	0	2	0
20	M	HENDRY THOMAS	10	9	770	0	1	4	0	19	9	0	0	2	1
28	M	VICTOR ULLOA	28	26	2365	0	1	13	3	16	21	0	9	4	0
16	F	COY CRAFT	1	0	6	0	0	0	0	0	0	0	0	0	0
1	G	RAUL FERNANDEZ	21	20	1818	0	0	0	0	0	3	0	0	1	0
26	M	DANNY GARCIA	4	4	282	0	0	2	2	3	13	1	1	0	0
3	D	MOISES HERNANDEZ	17	13	1116	0	0	7	2	30	8	0	3	2	2
12	M	RYAN HOLLINGSHEAD	11	4	289	0	0	6	1	3	3	1	0	0	0
4	M	ANDREW JACOBSON	13	5	542	0	0	2	0	6	9	1	0	1	0
8	M	PETER LUCCIN	11	2	245	0	0	8	2	9	1	0	0	1	0
6	M	ADAM MOFFAT	20	13	1150	0	0	14	1	22	6	1	0	4	1
18	G	CHRIS SEITZ	14	14	1242	0	0	0	0	0	0	0	0	1	0
34	D	NICHOLAS WALKER	1	0	3	0	0	0	0	0	0	0	0	0	0
25	D	WALKER ZIMMERMAN	10	9	770	0	0	2	2	3	4	0	0	0	0
21	D	WALTER CABRERA	0	0	0	0	0	0	0	0	0	0	0	0	0
44	G	JESSE GONZALEZ	0	0	0	0	0	0	0	0	0	0	0	0	0
14	D	GEORGE JOHN	0	0	0	0	0	0	0	0	0	0	0	0	0
15	M	BRIAN SPAN	0	0	0	0	0	0	0	0	0	0	0	0	0
32	F	JONATHAN TOP	0	0	0	0	0	0	0	0	0	0	0	0	0
OWN-GOALS RECEIVED						2									
TEAM TOTALS			34	34	3060	55	36	386	137	418	442	76	170	53	10
OPPONENT TOTALS			34	34	3060	45	41	492	162	442	418	44	167	63	5

GAME-WINNING GOALS: FABIAN CASTILLO 4, BLAS PEREZ 3, JE-VAUGHN WATSON 2, MAURO DIAZ 2, DAVID TEXEIRA 1, MICHEL 1, ANDRES ESCOBAR 1, TESHO AKINDELE 1.
GAME-WINNING ASSISTS: TESHO AKINDELE 2, BLAS PEREZ 1, MICHEL 1, STEPHEN KEEL 1, MATT HEDGES 1, ANDRES ESCOBAR 1, MAURO DIAZ 1, FABIAN CASTILLO 1.
PENALTY KICK GOALS/ATTEMPTS: MICHEL 5-5, BLAS PEREZ 2-3, FABIAN CASTILLO 0-1.

FC DALLAS INDIVIDUAL GOALKEEPING															
#	POS	GOALKEEPER	GP	GS	MIN	SHTS	SV	GA	GAA	PG	PA	W	L	T	SO
1	G	RAUL FERNANDEZ	21	20	1818	95	66	25	1.24	3	4	9	8	3	4
18	G	CHRIS SEITZ	14	14	1242	67	44	20	1.45	0	1	7	4	3	2
TEAM TOTALS			34	34	3060	162	110	45	1.32	3	5	16	12	6	6
OPPONENT TOTALS			34	34	3060	137	81	55	1.62	7	9	12	16	6	6

2014 REGULAR SEASON GAME-BY-GAME

DATE	OPPONENT	RESULT	ATT.	W-L-T	NOTES:
03/08/14	Montreal	W 3-2	18,011	1-0-0	DAL: Castillo (16) Perez (24) Diaz (47); MTL: Nyassi (10) Wenger (65)
03/15/14	@Sporting KC	T 1-1	19,431	1-0-1	DAL: Hedges (90); KC: Collin (81)
03/22/14	Chivas USA	W 3-1	15,564	2-0-1	DAL: Castillo (71) Watson (78) Michel (86); CHV: Torres (81)
03/29/14	Portland	W 2-1	16,045	3-0-1	DAL: Perez (48+) Diaz (84); POR: own goal (66)
04/05/14	@Houston	W 4-1	22,202	4-0-1	DAL: Michel (31) Watson (61,70) own goal (68); HOU: Clark (41)
04/12/14	Seattle	L 2-3	17,070	4-1-1	DAL: Texeira (10) Michel (42); SEA: Dempsey (22,85) own goal (75)
04/19/14	Toronto FC	W 2-1	17,406	5-1-1	DAL: Hedges (37) Perez (88); TOR: Nakajima-Farran (21)
04/26/14	@D.C. United	L 1-4	11,172	5-2-1	DAL: Diaz (13); DC: Espindola (49+,69) Boswell (60) Franklin (64)
05/04/14	NY Red Bulls	L 0-1	17,105	5-3-1	NY: Wright-Phillips (71)
05/07/14	@Seattle	L 1-2	38,489	5-4-1	DAL: Michel (16); SEA: Neagle (62) Cooper (88)
05/10/14	@San Jose	L 1-2	10,525	5-5-1	DAL: Michel (76); SJ: Cato (25) own goal (73)
05/17/14	Chivas USA	T 1-1	15,039	5-5-2	DAL: Castillo (83); CHV: Delgado (60)
05/21/14	@Los Angeles	L 1-2	14,615	5-6-2	DAL: Akindele (65); LA: Keane (24) Zardes (44)
05/24/14	@Real Salt Lake	T 0-0	20,488	5-6-3	None
05/31/14	San Jose	L 1-2	15,682	5-7-3	DAL: Perez (16); SJ: Harris (27) Pierazzi (45)
06/07/14	Colorado	W 3-2	16,209	6-7-3	DAL: Escobar (33) Loyd (47+) Castillo (62); COL: Brown (25) Martin (52)
06/11/14	@Portland	T 2-2	20,814	6-7-4	DAL: Castillo (27) Perez (39); POR: Johnson (79) Kah (94+)
06/29/14	@Columbus	T 0-0	20,617	6-7-5	None
07/04/14	Philadelphia	W 2-1	21,182	7-7-5	DAL: Akindele (26) own goal (49); PHI: Okugo (43)
07/19/14	New England	W 2-0	15,551	8-7-5	DAL: Escobar (29) Akindele (91+)
07/27/14	@Vancouver	T 2-2	21,000	8-7-6	DAL: Perez (29) Michel (39); VAN: Mattocks (11) Morales (53)
08/03/14	@Chivas USA	W 1-0	3,951	9-7-6	DAL: Akindele (49)
08/09/14	Colorado	W 3-1	15,731	10-7-6	DAL: Hedges (9) Michel (11) Castillo (55); COL: Torres (86)
08/16/14	@San Jose	W 5-0	10,525	11-7-6	DAL: Castillo (30,74) Akindele (43,58,86)
08/22/14	Real Salt Lake	W 2-1	17,622	12-7-6	DAL: Watson (50) Castillo (74); RSL: Garcia (91+)
08/30/14	@Chicago	L 0-1	16,824	12-8-6	CHI: Earnshaw (83)
09/06/14	@Real Salt Lake	L 1-2	20,545	12-9-6	DAL: Michel (62); RSL: Findley (31) Saborio (77)
09/13/14	Vancouver	W 2-1	16,792	13-9-6	DAL: Perez (20,78); VAN: Hurtado (67)
09/20/14	@LA Galaxy	L 1-2	22,863	13-10-6	DAL: Perez (54); LA: Keane (62) Gordon (84)
09/24/14	Seattle	W 3-1	14,601	14-10-6	DAL: Texeira (8,78) Perez (88); SEA: Neagle (58)
10/04/14	@Vancouver	L 0-2	20,183	14-11-6	VAN: Fernandez (14,18)
10/12/14	LA Galaxy	W 2-1	19,039	15-11-6	DAL: Texeira (52) Castillo (87); LA: Ishizaki (22)
10/18/14	@Colorado	W 1-0	15,274	16-11-6	DAL: Perez (56)
10/25/14	Portland	L 0-2	17,231	16-12-6	POR: Nagbe (43) Urruti (82)

FINAL REGULAR SEASON STANDINGS

OVERALL										HOME										AWAY									
EASTERN CONFERENCE																													
	GP	W	L	T	PTS	GF	GA	GD	W	L	T	GF	GA	W	L	T	GF	GA	W	L	T	GF	GA	W	L	T	GF	GA	
D.C. United	34	17	9		8	59	52	37	15	11	2	4	28	12	6	7	4	24	25										
New England	34	17	13		4	55	51	46	5	11	4	2	28	14	6	9	2	23	32										
Columbus	34	14	10		10	52	52	42	10	9	4	4	27	15	5	6	6	25	27										
New York	34	13	10		11	50	55	50	5	10	3	4	38	23	3	7	7	17	27										
Sporting KC	34	14	13		7	49	48	41	7	6	5	6	25	21	8	8	1	23	20										
Philadelphia	34	10	12		12	42	51	51	0	6	3	8	30	26	4	9	4	21	25										
Toronto FC	34	11	15		8	41	44	54	-10	7	7	3	24	23	4	8	5	20	31										
Houston	34	11	17		6	39	39	58	-19	8	5	4	27	25	3	12	2	12	33										
Chicago	34	6	10		18	36	41	51	-10	4	2	11	22	20	2	8	7	19	31										
Montreal	34	6	18		10	28	38	58	-20	6	6	5	24	24	0	12	5	14	34										
WESTERN CONFERENCE																													
	GP	W	L	T	PTS	GF	GA	GD	W	L	T	GF	GA	W	L	T	GF	GA	W	L	T	GF	GA	W	L	T	GF	GA	
Seattle	34	20	10		4	64	65	50	15	12	4	1	31	16	8	6	3	34	34										
Los Angeles	34	17	7		10	61	69	37	32	12	1	4	44	14	5	6	6	25	23										
Real Salt Lake	34	15	8		11	56	54	39	15	11	1	5	33	14	4	7	6	21	25										
FC Dallas	34	16	12		6	54	55	45	10	12	4	1	33	22	4	8	5	22	23										
Vancouver	34	12	8		14	50	42	40	2	9	3	5	27	19	3	5	9	15	21										
Portland	34	12	9		13	49	61	52	9	5	3	9	34	28	7	6	4	27	24										
Chivas USA	34	9	19		6	33	29	61	32	6	9	2	14	30	3	10	4	15	31										
Colorado	34	8	18		8	32	43	62	-19	6	6	5	26	21	2	12	3	17	41										
San Jose	34	6	16		12	30	35	50	-15	5	6	6	21	21	1	10	6	14	29										



2013 FC DALLAS STATISTICS



#	POS	PLAYER	GP	GS	MIN	G	A	SHT	SOG	FC	FS	OFF	CK	C	E
7	F	BLAS PEREZ	25	21	2019	11	3	56	29	39	48	16	0	5	1
33	F	KENNY COOPER	31	19	1741	6	1	45	21	22	24	23	0	2	1
10	M	DAVID FERREIRA	30	26	2419	3	9	32	10	24	76	5	64	4	0
31	M	MICHEL	31	26	2284	3	8	29	10	30	26	1	79	3	0
6	M	JACKSON	30	29	2375	3	3	61	17	57	44	10	0	5	2
20	M	MAURO DIAZ	10	5	423	3	2	11	6	3	8	1	17	0	0
4	M	ANDREW JACOBSON	27	27	2292	3	1	40	9	46	38	4	0	3	0
24	D	MATT HEDGES	33	32	2793	3	0	13	4	19	16	1	0	1	0
11	M	FABIAN CASTILLO	33	26	2176	2	6	45	16	30	21	17	8	7	0
27	M	JE-VAUGHN WATSON	24	15	1372	2	2	20	10	26	17	3	0	4	1
14	D	GEORGE JOHN	24	24	2070	2	0	13	5	27	22	0	0	3	0
25	D	WALKER ZIMMERMAN	7	4	411	2	0	4	3	2	1	0	0	0	0
9	M	RAMON NUNEZ	10	0	253	1	3	11	3	2	4	0	2	0	0
5	D	JAIR BENITEZ	31	28	2473	1	1	7	1	17	32	0	3	5	0
22	D	STEPHEN KEEL	8	5	497	1	0	3	1	3	5	1	0	1	0
29	F	ERIC HASSLI	15	4	429	0	1	16	4	10	6	9	0	2	0
23	D	KELLYN ACOSTA	13	11	1004	0	0	6	0	12	10	0	1	2	0
13	M	BRADLEE BALADEZ	1	0	27	0	0	0	0	2	0	0	0	0	0
12	M	ERICK	9	8	652	0	0	7	0	13	16	0	0	1	0
1	G	RAUL FERNANDEZ	26	26	2340	0	0	1	0	0	3	0	0	1	0
17	D	ZACH LOYD	25	24	2132	0	0	5	2	25	24	2	1	1	0
8	M	PETER LUCCIN	3	2	201	0	0	2	0	5	3	0	1	3	0
18	G	CHRIS SEITZ	8	8	720	0	0	0	0	0	0	0	0	0	0
16	D	BOBBY WARSHAW	9	1	130	0	0	2	0	1	1	0	0	0	0
21	D	LONDON WOODBERRY	8	3	363	0	0	1	1	1	3	0	0	1	0
	G	JESSE GONZALEZ	0	0	0	0	0	0	0	0	0	0	0	0	0
	D	MOISES HERNANDEZ	0	0	0	0	0	0	0	0	0	0	0	0	0
40	G	RICHARD SANCHEZ	0	0	0	0	0	0	0	0	0	0	0	0	0
32	F	JONATHAN TOP	0	0	0	0	0	0	0	0	0	0	0	0	0
28	M	VICTOR ULLOA	0	0	0	0	0	0	0	0	0	0	0	0	0
30	G	KYLE ZOBECK	0	0	0	0	0	0	0	0	0	0	0	0	0
OWN-GOALS RECEIVED						2									
TEAM TOTALS			34	34	3060	48	40	430	152	416	480	93	176	54	5
OPPONENT TOTALS			34	34	3060	52	46	438	165	480	416	66	169	54	6

GAME-WINNING GOALS: FABIAN CASTILLO 2, JE-VAUGHN WATSON 1, BLAS PEREZ 1, GEORGE JOHN 1, MATT HEDGES 1, JACKSON 1, DAVID FERREIRA 1, MAURO DIAZ 1, KENNY COOPER 1.
GAME-WINNING ASSISTS: MICHEL 3, DAVID FERREIRA 3, RAMON NUNEZ 1, JACKSON 1, FABIAN CASTILLO 1.
PENALTY KICK GOALS/ATTEMPTS: KENNY COOPER 2-3, MICHEL 1-1.

FC DALLAS INDIVIDUAL GOALKEEPING

#	POS	GOALKEEPER	GP	GS	MIN	SHTS	SV	GA	GAA	PG	PA	W	L	T	SO
18	G	CHRIS SEITZ	8	8	720	36	24	11	1.38	0	0	4	2	2	2
1	G	RAUL FERNANDEZ	26	26	2340	129	88	41	1.58	2	3	7	10	9	7
TEAM TOTALS			34	34	3060	165	112	52	1.53	2	3	11	12	11	9
OPPONENT TOTALS			34	34	3060	1	52	103	48	1.41	3	4	12	11	7

RECORD

11-12-11, 44 pts

HEAD COACH

Schellas Hyndman : 62-59-58

PLAYOFFS

None

MLS HONORS

Raul Fernandez: MLS All-Star, MLS

Save of the Week (13)

George John: MLS All-Star

2013 REGULAR SEASON GAME-BY-GAME

DATE	OPPONENT	RESULT	ATT.	W-L-T	NOTES:
03/02/13	Colorado	W 1-0	18,075	1-0-0	DAL: Jackson (11)
03/10/13	@Chivas USA	L 1-3	6,801	1-1-0	DAL: Ferreira (57); CHV: Agudelo (68) Minda (76) Casillas (93+)
03/17/13	Houston	W 3-2	15,623	2-1-0	DAL: John (34) Jacobson (35) Cooper (90); HOU: Driver (79) Davis (83)
03/23/13	Real Salt Lake	W 2-0	11,181	3-1-0	DAL: Castillo (71) Jackson (81)
03/30/13	@New England	W 1-0	10,284	4-1-0	DAL: Perez (87)
04/06/13	@Toronto FC	T 2-2	16,111	4-1-1	DAL: Jacobson (34) Perez (59); TOR: Braun (85) Russell (90)
04/13/13	Los Angeles	W 1-0	20,465	5-1-1	DAL: John (87)
04/20/13	Vancouver	W 2-0	14,339	6-1-1	DAL: own goal (29) Perez (50)
04/27/13	@Vancouver	T 2-2	19,967	6-1-2	DAL: own goal (9) Hedges (47); VAN: Manneh (72) Sanvezzo (75)
05/08/13	Portland	T 1-1	10,112	6-1-3	DAL: Cooper (77); POR: Nagbe (70)
05/11/13	D.C. United	W 2-1	14,322	7-1-3	DAL: Jackson (11) Watson (77); DC: De Rosario (43)
05/18/13	@Seattle	L 2-4	38,979	7-2-3	DAL: Cooper (54) Michel (61); SEA: Johnson (16,62) Neagle (31) Martins (83)
05/25/13	San Jose	W 1-0	15,063	8-2-3	DAL: Castillo (33)
06/01/13	@Colorado	T 2-2	17,551	8-2-4	DAL: Perez (61,66); COL: Harris (56,64)
06/15/13	@Portland	L 0-1	20,674	8-3-4	POR: Nagbe (52)
06/22/13	Sporting KC	T 2-2	16,361	8-3-5	DAL: Jacobson (88) Zimmerman (90); KC: Kamara (43) own goal (57)
06/29/13	@Philadelphia	T 2-2	18,212	8-3-6	DAL: Zimmerman (24) Perez (97+); PHI: Okugo (20) Wheeler (87)
07/04/13	Chivas USA	T 0-0	22,035	8-3-7	None
07/07/13	@LA Galaxy	L 0-2	19,729	8-4-7	LA: Sarvas (65) Jimenez (80)
07/13/13	Real Salt Lake	L 0-3	16,560	8-5-7	RSL: Morales (39) Grabavoy (79) Garcia (90)
07/20/13	@Montreal	T 0-0	20,801	8-5-8	None
08/03/13	@Seattle	L 0-3	39,360	8-6-8	SEA: Martins (8) Johnson (22) Evans (94+)
08/11/13	LA Galaxy	T 3-3	18,161	8-6-9	DAL: Hedges (15) Perez (48,86); LA: Donovan (46+,73,82)
08/17/13	@Portland	L 1-2	20,674	8-7-9	DAL: Diaz (28); POR: R. Johnson (26) Nagbe (33)
08/21/13	@Chivas USA	W 3-1	7,071	9-7-9	DAL: Perez (71) Ferreira (86) Nunez (90); CHV: de la Fuente (43)
08/24/13	San Jose	T 2-2	14,920	9-7-10	DAL: Perez (19) Michel (72); SJ: Gordon (8) Beitashour (16)
09/07/13	Vancouver	W 3-1	13,603	10-7-10	DAL: Watson (8) Diaz (87) Benitez (89); VAN: Kobayashi (4)
09/14/13	@Colorado	L 1-2	13,145	10-8-10	DAL: Ferreira (51); COL: Sanchez (59) own goal (65)
09/22/13	@New York	L 0-1	18,976	10-9-10	NY: own goal (76)
09/29/13	Columbus	L 2-4	11,422	10-10-1	DAL: Perez (21) Diaz (54); CLB: Higuain (9) Arrieta (17) Oduro (44) Anor (86)
10/05/13	@Real Salt Lake	T 1-1	20,488	10-10-1	DAL: Cooper (72); RSL: Saborio (60)
10/12/13	Chicago	L 2-3	14,087	10-11-1	DAL: Cooper (63,75); CHI: Anangono (25) Magee (42) Anibaba (52)
10/19/13	Seattle	W 2-0	15,017	11-11-1	DAL: Hedges (65) Michel (87)
10/26/13	@San Jose	L 1-2	10,525	11-12-1	DAL: Keel (90); SJ: Martinez (27) Wondolowski (57)

FINAL REGULAR SEASON STANDINGS

OVERALL										HOME					AWAY				
EASTERN CONFERENCE																			
	GP	W	L	T	PTS	GF	GA	GD	W	L	T	GF	GA	W	L	T	GF	GA	
New York	34	17	9	8	59	58	41	17	11	2	4	34	16	6	7	4	24	25	
Sporting KC	34	17	10	7	58	47	30	17	9	5	3	29	15	8	5	4	18	15	
New England	34	14	11	9	51	49	38	11	8	5	4	29	16	6	6	5	20	22	
Houston	34	14	11	9	51	41	41	0	9	4	4	24	17	5	7	5	17	24	
Montreal	34	14	13	7	49	50	49	1	10	4	3	31	20	4	9	4	19	29	
Chicago	34	14	13	7	49	47	52	-5	10	4	3	29	21	4	9	4	18	31	
Philadelphia	34	12	12	10	46	42	44	-2	7	5	5	23	18	5	7	5	19	26	
Columbus	34	12	17	5	41	42	46	-4	7	7	3	19	13	5	10	2	23	33	
Toronto FC	34	6	17	11	29	30	47	-17	4	5	8	23	22	2	12	3	7	25	
D.C. United	34	3	24	7	16	22	59	-37	3	10	4	16	29	0	14	3	6	30	
WESTERN CONFERENCE																			
	GP	W	L	T	PTS	GF	GA	GD	W	L	T	GF	GA	W	L	T	GF	GA	
Portland	34	14	5	15	57	54	33	21	11	1	5	29	11	3	4	10	25	22	
Real Salt Lake	34	16	10	8	56	57	41	16	10	3	4	31	16	6	7	4	26	25	
Los Angeles	34	15	11	8	53	53	38	15	11	2	4	32	8	4	9	4	21	30	
Seattle	34	15	12	7	52	42	42	0	10	2	5	29	15	5	10	2	13	27	
Colorado	34	14	11	9	51	45	38	7	10	3	4	30	16	4	8	5	15	22	
San Jose	34	14	11	9	51	35	42	-7	11	1	5	23	13	3	10	4	12	29	
Vancouver	34	13	12	9	48	53	45	8	9	3	5	32	19	4	9	4	21	26	
FC Dallas	34	11	12	11	44	48	52	-4	9	3	5	29	22	2	9	6	19	30	
Chivas USA	34	6	20	8	26	30	67	-37	5	8	4	17	29	1	12	4	13	38	

2012 FC DALLAS STATISTICS



#	POS	PLAYER	GP	GS	MIN	G	A	SHT	SOG	FC	FS	OFF	CK	C	E
9	F	BLAS PEREZ	20	19	1705	9	4	53	23	33	37	18	0	3	1
7	F	FABIAN CASTILLO	26	23	1892	6	3	36	19	20	22	14	8	7	0
6	M	JACKSON	21	18	1732	4	7	56	14	46	36	6	9	4	0
20	M	BREK SHEA	21	20	1747	3	2	55	20	28	20	14	0	1	0
24	D	MATT HEDGES	28	23	2022	3	0	12	5	20	22	1	0	1	0
10	M	DAVID FERREIRA	17	16	1427	2	9	21	9	7	53	2	62	3	0
17	D	ZACH LOYD	32	31	2696	2	3	15	3	36	31	0	0	4	2
31	F	SCOTT SEALY	16	8	641	2	0	16	6	8	7	8	0	0	0
11	M	RICARDO VILLAR	9	8	609	2	0	11	6	7	18	1	16	0	0
12	M	JULIAN DE GUZMAN (TOT)	28	21	1957	1	5	32	5	37	23	1	0	6	0
12	M	JULIAN DE GUZMAN (DAL)	12	10	929	1	2	9	2	15	12	0	0	2	0
5	D	JAIR BENITEZ	28	27	2397	1	1	15	3	16	48	0	9	3	1
4	M	ANDREW JACOBSON	31	31	2597	1	1	40	8	47	46	3	0	6	0
32	F	JONATHAN TOP	4	1	101	1	1	2	2	3	1	0	0	0	0
3	D	UGO IHEMELU	10	10	900	1	0	5	1	7	9	0	0	0	0
34	F	RUBEN LUNA	7	2	208	1	0	2	1	3	4	1	0	0	0
13	D	HERNAN PERTUZ	30	24	2116	1	0	7	2	10	10	0	0	0	0
22	M	CARLOS RODRIGUEZ	24	12	1303	1	0	14	5	24	30	2	0	1	0
8	M	BRUNO GUARDA	4	1	169	0	0	1	1	1	2	0	0	0	0
1	G	KEVIN HARTMAN	30	30	2700	0	0	0	0	0	10	0	0	0	0
2	M	DANIEL HERNANDEZ	28	22	1938	0	0	12	2	38	24	0	41	4	2
14	D	GEORGE JOHN	23	19	1756	0	0	12	3	25	21	0	0	4	0
21	M	BRYAN LEYVA	8	6	433	0	0	3	1	2	7	0	12	0	0
27	M	JAMES MARCELIN (TOT)	19	6	678	0	0	3	2	10	5	0	0	1	0
27	M	JAMES MARCELIN (DAL)	16	6	641	0	0	3	2	7	4	0	0	0	0
15	D	LUIS PEREA	2	0	15	0	0	0	0	0	0	0	0	0	0
18	G	CHRIS SEITZ	4	4	360	0	0	0	0	0	0	0	0	0	0
16	M	BOBBY WARSHAW	6	2	298	0	0	2	1	3	4	0	0	0	0
23	F	*ANDREW WIEDEMAN	5	1	113	0	0	1	1	2	2	2	2	0	0
29	D	MOISES HERNANDEZ	0	0	0	0	0	0	0	0	0	0	0	0	0
15	F	MATIAS JARA	0	0	0	0	0	0	0	0	0	0	0	0	0
35	D	ALEX LEE	0	0	0	0	0	0	0	0	0	0	0	0	0
40	G	RICHARD SANCHEZ	0	0	0	0	0	0	0	0	0	0	0	0	0
28	M	VICTOR ULLOA	0	0	0	0	0	0	0	0	0	0	0	0	0
OWN-GOALS RECEIVED						1									
TEAM TOTALS			34	34	3060	42	33	403	140	420	504	72	160	43	6
OPPONENT TOTALS			34	34	3060	47	53	446	163	504	420	64	181	85	2

GAME-WINNING GOALS: DAVID FERREIRA 2, FABIAN CASTILLO 2, RICARDO VILLAR 1, BREK SHEA 1, UGO IHEMELU 1, JULIAN DE GUZMAN 1.
GAME-WINNING ASSISTS: BLAS PEREZ 2, ZACH LOYD 2, FABIAN CASTILLO 2, BREK SHEA 1, JACKSON 1, DAVID FERREIRA 1, JULIAN DE GUZMAN 1.
PENALTY KICK GOALS/ATTEMPTS: BREK SHEA 2-2, BLAS PEREZ 0-1, DAVID FERREIRA 0-1, JAIR BENITEZ 0-1.

FC DALLAS INDIVIDUAL GOALKEEPING															
#	POS	GOALKEEPER	GP	GS	MIN	SHTS	SV	GA	GAA	PG	PA	W	L	T	SO
18	G	CHRIS SEITZ	4	4	360	15	10	5	1.25	0	1	0	2	2	0
1	G	KEVIN HARTMAN	30	30	2700	148	98	42	1.40	2	5	9	11	10	6
TEAM TOTALS			34	34	3060	163	108	47	1.38	2	6	9	13	12	6
OPPONENT TOTALS			34	34	3060	140	93	42	1.24	2	5	13	9	12	7

* = PLAYED WITH OTHER TEAMS IN 2012. ONLY FC DALLAS STATISTICS LISTED HERE.

2012 REGULAR SEASON GAME-BY-GAME

DATE	OPPONENT	RESULT	ATT.	W-L-T	NOTES:
03/11/12	New York	W 2-1	20,906	1-0-0	DAL: Loyd (11) Villar (61); NY: Cooper (78)
03/17/12	Portland	T 1-1	12,203	1-0-1	DAL: Perez (22); POR: Nagbe (51)
03/25/12	@Sporting KC	L 1-2	15,161	1-1-1	DAL: Villar (25); KC: Collin (49+) Kamara (88)
03/30/12	@D.C. United	L 1-4	13,169	1-2-1	DAL: Perez (41); DC: dos Santos (28,73) DeLeon (60) Cruz (66)
04/05/12	New England	W 1-0	11,043	2-2-1	DAL: Ihemelu (95+)
04/14/12	Montreal	W 2-1	16,164	3-2-1	DAL: Perez (77) Shea (88); MTL: Corradi (61)
04/21/12	@Vancouver	L 0-1	18,027	3-3-1	VAN: Camilo (11)
04/25/12	Real Salt Lake	T 1-1	10,069	3-3-2	DAL: Shea (46+); RSL: Bonfigli (72)
04/28/12	@Los Angeles	T 1-1	23,249	3-3-3	DAL: Shea (61); LA: Noonan (92+)
05/06/12	Colorado	L 0-2	11,702	3-4-3	COL: Castrillon (61) Rivero (74)
05/09/12	Seattle	L 0-2	10,092	3-5-3	SEA: Montero (68,71)
05/12/12	@Columbus	L 1-2	11,120	3-6-3	DAL: Castillo (22); CLB: Meram (67) Miranda (72)
05/19/12	Philadelphia	T 1-1	13,272	3-6-4	13 DAL: Perez (7); PHI: Gomez (56)
05/23/12	@Chicago	L 1-2	11,947	3-7-4	DAL: Hedges (41); CHI: Grazzini (45) Pappa (63)
05/26/12	@Real Salt Lake	L 2-3	19,341	3-8-4	DAL: Hedges (75) Perez (85); RSL: Saborio (59,76) Borchers (93+)
06/16/12	@Houston	L 1-2	22,039	3-9-4	DAL: Jackson (59); HOU: Bruin (3) Moffat (76)
06/23/12	Chivas USA	T 0-0	13,846	3-9-5	None
07/04/12	Toronto FC	T 1-1	21,508	3-9-6	DAL: Loyd (5); TOR: Koevermans (31)
07/07/12	San Jose	T 0-0	10,132	3-9-7	None
07/14/12	@Colorado	W 2-1	13,284	4-9-7	DAL: Rodriguez (60) Castillo (81); COL: Cummings (50)
07/18/12	@San Jose	L 1-2	9,481	4-10-7	DAL: Pertuz (89); SJ: Chavez (12) Gordon (45)
07/21/12	Portland	W 5-0	11,365	5-10-7	DAL: own goal (16) Jacobson (26) Jackson (48) Sealy (69) Luna (81)
07/28/12	Los Angeles	L 0-1	22,565	5-11-7	LA: Magee (62)
08/05/12	@Portland	T 1-1	20,438	5-11-8	DAL: Sealy (51); POR: Jewsbury (79)
08/11/12	Colorado	W 3-2	10,222	6-11-8	DAL: Castillo (41) Benitez (44) Ferreira (49); COL: Castrillon (12) Larentowicz (55)
08/15/12	@Vancouver	W 2-0	19,006	7-11-8	DAL: Castillo (60) Top (70)
08/18/12	@Real Salt Lake	W 2-1	20,281	8-11-8	DAL: Castillo (61) Ferreira (94+); RSL: Saborio (76)
08/26/12	@Los Angeles	L 0-2	21,933	8-12-8	LA: Juninho (66) Dunivant (84)
09/02/12	Seattle	T 1-1	12,811	8-12-9	DAL: Jackson (32); SEA: Rosales (20)
09/15/12	Vancouver	W 1-0	17,685	9-12-9	DAL: de Guzman (96+)
09/29/12	@San Jose	T 3-3	10,744	9-12-1	DAL: Perez (37,72) Hedges (88); SJ: Gordon (24) Lenhart (82,95+)
10/07/12	@Chivas USA	T 1-1	13,009	9-12-1	DAL: Perez (8); CHV: Villafana (69)
10/21/12	@Seattle	L 1-3	38,755	9-13-1	DAL: Perez (40); SEA: Evans (32,60) Rosales (79)
10/28/12	Chivas USA	T 2-2	15,805	9-13-1	DAL: Jackson (73) Castillo (80); CHV: Courtois (90) Agudelo (94+)

FINAL REGULAR SEASON STANDINGS

OVERALL										HOME					AWAY				
EASTERN CONFERENCE																			
	GP	W	L	T	PTS	GF	GA	GD	W	L	T	GF	GA	W	L	T	GF	GA	
Sporting KC	34	18	7	9	63	42	27	15	10	3	4	22	12	8	4	5	20	15	
D.C. United	34	17	10	7	58	53	43	10	12	1	4	37	17	5	9	3	16	26	
New York	34	16	9	9	57	57	46	11	11	2	4	34	18	5	7	5	23	28	
Chicago	34	17	11	6	57	46	41	5	11	3	3	27	18	6	8	3	19	23	
Houston	34	14	9	11	53	48	41	7	11	0	6	31	12	3	9	5	17	29	
Columbus	34	15	12	7	52	44	44	0	11	3	3	28	21	4	9	4	16	23	
Montreal	34	12	16	6	42	45	51	-6	0	4	3	31	19	2	12	3	14	32	
Philadelphia	34	10	18	6	36	37	45	-8	7	8	2	22	20	3	10	4	15	25	
New England	34	9	17	8	35	39	44	-5	7	4	6	23	15	2	13	2	16	29	
Toronto FC	34	5	21	8	23	36	62	-26	3	9	5	15	25	2	12	3	21	37	
WESTERN CONFERENCE																			
	GP	W	L	T	PTS	GF	GA	GD	W	L	T	GF	GA	W	L	T	GF	GA	
San Jose	34	19	6	9	66	72	43	29	10	1	6	43	22	9	5	3	29	21	
Real Salt Lake	34	17	11	6	57	46	35	11	11	4	2	27	15	6	7	4	19	20	
Seattle	34	15	8	1	56	51	33	18	11	4	2	27	11	4	4	9	24	22	
Los Angeles	34	16	12	6	54	59	47	12	10	6	1	31	20	6	6	5	28	27	
Vancouver	34	11	13	10	43	35	41	-6	8	3	6	25	17	3	10	4	10	24	
FC Dallas	34	9	13	12	39	42	47	-5	6	3	8	21	16	3	10	4	21	31	
Colorado	34	11	19	4	37	44	50	-6	8	6	3	29	19	3	13	1	15	31	
Portland	34	8	16	10	34	34	56	-22	7	4	6	24	21	1	12	4	10	35	
Chivas USA	34	7	18	9	30	24	58	-34	3	11	3	9	30	4	7	6	15	28	



2011 FC DALLAS STATISTICS



#	POS	PLAYER	GP	GS	MIN	G	A	SHT	SOG	FC	FS	OFF	CK	C	E
20	D	BREK SHEA	31	30	2647	11	4	75	23	25	43	12	2	6	1
9	F	MAICON SANTOS (TOT)	30	24	1974	8	2	92	25	31	28	16	0	0	0
9	F	MAICON SANTOS (DAL)	11	9	726	2	1	40	11	11	12	8	0	0	0
18	M	MARVIN CHAVEZ	31	30	2521	6	4	66	28	38	53	21	34	4	0
6	D	JACKSON	28	22	1952	4	2	53	16	39	22	9	2	8	1
10	M	DAVID FERREIRA	6	6	505	3	1	11	5	5	19	1	26	0	0
14	D	GEORGE JOHN	31	31	2781	3	1	18	7	24	29	0	0	4	1
2	M	DANIEL HERNANDEZ	30	30	2668	2	4	29	4	47	38	0	18	6	0
15	F	FABIAN CASTILLO	21	16	1355	2	3	28	8	11	9	23	5	0	0
3	D	UGO IHEMELU	31	30	2726	2	2	10	3	28	24	0	0	6	0
4	M	ANDREW JACOBSON	27	22	1850	1	5	32	11	33	17	0	1	4	0
12	D	ZACH LOYD	30	28	2416	1	4	8	1	37	44	2	0	4	0
12	M	*ERIC AVILA	13	5	515	1	2	7	2	5	13	0	10	0	0
7	M	DANIEL CRUZ	10	6	543	1	1	7	3	12	12	0	8	2	1
34	F	RUBEN LUNA	15	2	407	1	1	12	5	11	13	6	0	1	0
7	F	MILTON RODRIGUEZ	13	5	511	1	1	19	6	8	2	6	1	1	0
16	D	BOBBY WARSHAW	17	4	461	1	0	2	1	9	4	0	0	2	0
5	D	JAIR BENITEZ	27	25	2231	0	3	15	2	23	33	1	1	2	0
17	D	JEREMY HALL (TOT)	21	19	1715	0	3	9	2	22	15	2	0	6	1
17	D	JEREMY HALL (DAL)	4	2	291	0	0	0	0	3	0	1	0	0	0
8	M	BRUNO GUARDA	11	5	500	0	2	6	1	9	7	0	0	2	0
11	M	RICARDO VILLAR	20	14	1317	0	2	23	6	24	26	2	55	2	0
1	G	KEVIN HARTMAN	33	33	2970	0	1	0	0	0	3	0	0	0	0
25	D	JACK STEWART	2	1	109	0	1	0	0	0	0	0	0	0	0
24	M	*ERIC ALEXANDER	22	16	1218	0	0	17	2	11	4	1	0	0	0
13	F	MAYKEL GALINDO	6	1	147	0	0	2	0	0	0	2	0	0	0
30	G	CHRIS SEITZ	1	1	90	0	0	0	0	0	0	0	0	0	0
28	M	VICTOR ULLOA	1	0	9	0	0	0	0	0	0	0	0	0	0
23	F	ANDREW WIEDEMAN	3	0	59	0	0	2	1	0	1	1	0	0	0
27	D	EDSON EDWARD	0	0	0	0	0	0	0	0	0	0	0	0	0
29	D	MOISES HERNANDEZ	0	0	0	0	0	0	0	0	0	0	0	0	0
22	G	JOSH LAMBO	0	0	0	0	0	0	0	0	0	0	0	0	0
21	M	BRYAN LEYVA	0	0	0	0	0	0	0	0	0	0	0	0	0
40	G	RICHARD SANCHEZ	0	0	0	0	0	0	0	0	0	0	0	0	0
32	F	JONATHAN TOP	0	0	0	0	0	0	0	0	0	0	0	0	0
TEAM TOTALS			34	34	3060	42	45	482	146	413	456	96	163	54	4
OPPONENT TOTALS			34	34	3060	39	36	355	133	456	413	92	143	74	7

GAME-WINNING GOALS: BREK SHEA 5, MARVIN CHAVEZ 3, BOBBY WARSHAW 1, ZACH LOYD 1, UGO IHEMELU 1, DANIEL HERNANDEZ 1, JACKSON 1, DANIEL CRUZ 1, ERIC AVILA 1.

GAME-WINNING ASSISTS: BREK SHEA 2, ZACH LOYD 2, ANDREW JACOBSON 2, DANIEL HERNANDEZ 2, FABIAN CASTILLO 2, RICARDO VILLAR 1, MILTON RODRIGUEZ 1, RUBEN LUNA 1, KEVIN HARTMAN 1, MARVIN CHAVEZ 1, JAIR BENITEZ 1.

PENALTY KICK GOALS/ATTEMPTS: DANIEL HERNANDEZ 1-1, DAVID FERREIRA 0-1.

FC DALLAS INDIVIDUAL GOALKEEPING

#	POS	GOALKEEPER	GP	GS	MIN	SHTS	SV	GA	GAA	PG	PA	W	L	T	SO
1	G	KEVIN HARTMAN	33	33	2970	124	85	35	1.06	3	3	15	11	7	13
30	G	CHRIS SEITZ	1	1	90	9	5	4	4.00	1	1	0	1	0	0
TEAM TOTALS			34	34	3060	133	90	39	1.15	4	4	15	12	7	13
OPPONENT TOTALS			34	34	3060	146	102	42	1.24	1	2	12	15	7	11

* = PLAYED WITH OTHER TEAMS IN 2011. ONLY FC DALLAS STATISTICS LISTED HERE.

RECORD

15-12-7, 52 pts

HEAD COACH

Schellas Hyndman : 42-34-35

PLAYOFFS

0-1-0

MLS HONORS

Brek Shea: MLS All-Star, MLS Best XI

Kevin Hartman: MLS Player of the Month (July)

David Ferreira: MLS Player of the Week (4)

2011 REGULAR SEASON GAME-BY-GAME

DATE	OPPONENT	RESULT	ATT.	W-L-T	NOTES:
03/19/11	Chicago	T 1-1	20,145	0-0-1	DAL: Rodriguez (18); CHI: Chaves (17)
03/26/11	San Jose	L 0-2	11,022	0-1-1	SJ: Wondolowski (4,23)
04/01/11	@Columbus	L 0-2	14,549	0-2-1	CLB: Mendoza (54) Gaven (90)
04/08/11	Colorado	W 3-0	12,261	1-2-1	DAL: Ihemelu (26) Ferreira (40,46)
04/17/11	@Portland	L 2-3	18,627	1-3-1	DAL: Ferreira (83) Shea (86); POR: Jewsbury (13) Cooper (35) Wallace (55)
04/23/11	@Vancouver	W 2-1	21,000	2-3-1	DAL: John (53) Avila (83); VAN: Rochat (25)
05/01/11	Los Angeles	W 2-1	21,867	3-3-1	DAL: Castillo (47) Shea (88); LA: Donovan (51)
05/07/11	@D.C. United	T 0-0	11,504	3-3-2	None
05/11/11	Toronto	W 1-0	8,145	4-3-2	DAL: D. Hernandez (45)
05/14/11	Philadelphia	W 2-0	12,109	5-3-2	17 DAL: Shea (29) Castillo (43)
05/22/11	Real Salt Lake	T 0-0	10,550	5-3-3	None
05/25/11	@Seattle	W 1-0	36,026	6-3-3	DAL: Shea (18)
05/28/11	@Houston	T 2-2	16,709	6-3-4	DAL: Jacobson (27) Ihemelu (70); HOU: Weaver (42) Clark (87)
06/04/11	New England	W 1-0	10,363	7-3-4	DAL: Chavez (69)
06/12/11	Sporting KC	L 1-4	10,450	7-4-4	DAL: Shea (32); KC: Zusi (28,55) Collin (49) Sassano (78)
06/18/11	@Chivas USA	W 2-1	11,253	8-4-4	DAL: Shea (22) Jackson (85); CHV: Lahoud (71)
06/25/11	Portland	W 4-0	10,470	9-4-4	DAL: Loyd (34) John (39) Shea (58) Jackson (85)
07/02/11	Columbus	W 2-0	20,704	10-4-4	DAL: Shea (58) Jackson (76)
07/09/11	@Real Salt Lake	L 0-2	17,734	10-5-4	RSL: Williams (47) Espindola (90)
07/16/11	D.C. United	T 0-0	10,802	10-5-5	None
07/20/11	@Toronto FC	W 1-0	21,087	11-5-5	DAL: Shea (48)
07/23/11	@New York	T 2-2	17,276	11-5-6	DAL: Chavez (51,78); NY: Agudelo (39) Henry (85)
07/31/11	Chivas USA	W 1-0	10,023	12-5-6	DAL: Chavez (26)
08/06/11	@Los Angeles	L 1-3	21,546	12-6-6	DAL: Chavez (9); LA: Gonzalez (32) Juninho (62) Magee (81)
08/13/11	@Philadelphia	T 2-2	18,811	12-6-7	DAL: dos Santos (16) Shea (45); PHI: Le Toux (34,86)
08/20/11	Seattle	L 0-1	11,635	12-7-7	SEA: Rosales (16)
08/27/11	@Sporting KC	W 3-2	20,018	13-7-7	DAL: Daniel Hernandez (70) Maicon Santo(89) Bobby Warshaw (91+) Kei Kamara (22) Omar Bravo (68)
09/10/11	@New England	L 0-2	15,498	13-8-7	NE: Joseph (14) Lekic (85)
09/17/11	New York	L 0-1	17,019	13-9-7	NY: Rodgers (36)
09/24/11	Houston	L 0-1	10,849	13-10-7	HOU: Cameron (87)
10/01/11	@Colorado	L 0-1	13,920	13-11-7	COL: Moor (26)
10/12/11	@Chicago	W 2-1	10,362	14-11-7	DAL: Jackson (41) Cruz (53); CHI: Grazzini (86)
10/15/11	Vancouver	W 2-0	10,222	15-11-7	DAL: Chavez (35) Shea (54)
10/22/11	@San Jose	L 2-4	10,744	15-12-7	DAL: John (45) Luna (90); SJ: Dawkins (26,38) Baca (27) Wondolowski (34)

FINAL REGULAR SEASON STANDINGS

OVERALL										HOME					AWAY				
EASTERN CONFERENCE										L	T	GF	GA	W	L	T	GF	GA	
	GP	W	L	T	PTS	GF	GA	GD	W	L	T	GF	GA	W	L	T	GF	GA	
Sporting KC	34	13	9		12 51	50	40	10	9	2	6	29	16	4	7	6	21	24	
Houston	34	12	9		13 49	45	41	4	10	3	4	32	20	2	6	9	13	21	
Philadelphia	34	11	8		15 48	44	36	8	7	1	9	24	18	4	7	6	20	18	
Columbus	34	13	13		8 47	43	44	-1	9	3	5	27	18	4	10	3	16	26	
New York	34	10	8		16 46	50	44	6	8	3	6	29	17	2	5	10	21	27	
Chicago	34	9	9		16 43	46	45	1	6	3	8	24	19	3	6	8	22	26	
D.C. United	34	9	13		12 39	49	52	-3	4	5	8	28	27	5	8	4	21	25	
Toronto FC	34	6	13		15 33	36	59	-23	5	4	8	18	21	1	9	7	18	38	
New England	34	5	16		13 28	38	58	-20	4	7	6	17	24	1	9	7	21	34	
WESTERN CONFERENCE										L	T	GF	GA	W	L	T	GF	GA	
	GP	W	L	T	PTS	GF	GA	GD	W	L	T	GF	GA	W	L	T	GF	GA	
Los Angeles	34	19	5		10 67	48	28	20	12	0	5	28	8	7	5	5	20	20	
Seattle	34	18	7		9 63	56	37	19	9	4	4	32	20	9	3	5	24	17	
Real Salt Lake	34	15	11		8 53	44	36	8	10	3	4	29	15	5	8	4	15	21	
FC Dallas	34	15	12		7 52	42	39	3	9	5	3	20	11	6	7	4	22	28	
Colorado	34	12	9		13 49	44	41	3	6	2	9	25	16	6	7	4	19	25	
Portland	34	11	14		9 42	40	48	-8	9	5	3	30	22	2	9	6	10	26	
San Jose	34	8	12		14 38	40	45	-5	5	4	8	24	19	3	8	6	16	26	
Chivas USA	34	8	14		12 36	41	43	-2	5	7	5	19	17	3	7	7	22	26	
Vancouver	34	6	18		10 28	35	55	-20	6	6	5	24	24	0	12	5	11	31	



2010 FC DALLAS STATISTICS



#	POS	PLAYER	GP	GS	MIN	G	A	SHT	SOG	FC	FS	OFF	CK	C	E
9	F	JEFF CUNNINGHAM	27	13	1464	11	1	58	25	8	13	27	0	0	0
10	F-M	DAVID FERREIRA	30	30	2699	8	13	54	26	34	84	11	99	4	0
20	M	BREK SHEA	25	21	1797	5	4	39	19	18	13	10	2	2	1
7	F	MILTON RODRIGUEZ	13	13	835	5	1	23	10	7	6	14	0	1	0
16	M-F	ATIBA HARRIS	29	28	2473	4	2	53	21	51	30	18	0	8	0
24	M	ERIC ALEXANDER	17	12	1054	2	3	15	6	6	4	1	0	1	0
18	M	MARVIN CHAVEZ	16	10	818	2	2	14	4	16	19	2	1	4	0
13	M	DAX MCCARTY	21	18	1604	1	2	18	6	17	25	1	25	4	0
12	M	ERIC AVILA	18	1	452	1	1	14	7	8	5	0	3	0	0
3	D	UGO IHEMELU	19	18	1558	1	0	8	3	14	15	0	0	3	0
4	D	HEATH PEARCE	28	27	2414	0	6	31	2	21	9	0	27	5	0
5	D	JAIR BENITEZ	28	28	2424	0	2	8	1	22	35	3	1	3	1
6	D	JACKSON GONCALVES	12	9	805	0	1	7	3	10	4	1	0	0	0
15	D	KYLE DAVIES	3	2	166	0	0	0	0	3	2	0	0	0	0
27	D	EDSON EDWARD	1	0	5	0	0	0	0	0	0	0	0	0	0
8	M	BRUNO GUARDA	9	2	233	0	0	1	0	9	3	3	0	1	0
1	GK	KEVIN HARTMAN	20	20	1755	0	0	0	0	0	1	0	0	0	0
2	M	DANIEL HERNANDEZ	24	24	2098	0	0	16	7	49	27	0	0	6	0
14	D	GEORGE JOHN	25	25	2138	0	0	4	1	21	10	1	0	3	0
21	M	BRYAN LEYVA	1	0	13	0	0	0	0	0	0	0	0	0	0
19	D	ZACH LOYD	24	19	1769	0	0	1	0	19	11	0	0	2	0
34	F	RUBEN LUNA	4	0	48	0	0	2	0	4	1	0	0	0	0
44	GK	DARIO SALA	11	10	945	0	0	0	0	1	1	0	0	1	1
26	D-M	*ANTHONY WALLACE	2	0	16	0	0	0	0	1	0	0	0	0	0
31	F	JASON YEISLEY	5	0	39	0	0	1	0	0	1	1	0	0	0
22	GK	JOSH LAMBO	0	0	0	0	0	0	0	0	0	0	0	0	0
17	F	PERI MAROSEVIC	0	0	0	0	0	0	0	0	0	0	0	0	0
23	F	ANDREW WIEDEMAN	0	0	0	0	0	0	0	0	0	0	0	0	0
OWN-GOALS RECEIVED						2									
TEAM TOTALS			30	30	2700	42	38	367	141	339	352	93	158	48	3
OPPONENT TOTALS			30	30	2700	28	29	291	121	352	339	92	125	52	6

GAME-WINNING GOALS: BREK SHEA 3, JEFF CUNNINGHAM 3, MILTON RODRIGUEZ 2, DAVID FERREIRA 2, UGO IHEMELU 1, ERIC ALEXANDER 1.
GAME-WINNING ASSISTS: DAVID FERREIRA 5, BREK SHEA 2, HEATH PEARCE 2, JAIR BENITEZ 2, (SEVERAL PLAYERS WITH ONE).
PENALTY KICK GOALS/ATTEMPTS: DAVID FERREIRA 4-5, JEFF CUNNINGHAM 4-4.

FC DALLAS INDIVIDUAL GOALKEEPING

#	POS	GOALKEEPER	GP	GS	MIN	SHTS	SV	GA	GAA	PG	PA	W	L	T	SO
1	GK	KEVIN HARTMAN	20	20	1755	71	56	12	0.62	1	2	10	1	8	9
44	GK	DARIO SALA	11	10	945	50	34	16	1.52	1	2	2	3	6	1
TEAM TOTALS			30	30	2700	121	90	28	0.93	2	4	12	4	14	10
OPPONENT TOTALS			30	30	2700	141	98	42	1.40	8	9	4	12	14	4

* = PLAYED WITH OTHER TEAMS IN 2010. ONLY FC DALLAS STATISTICS LISTED HERE.

2010 REGULAR SEASON GAME-BY-GAME

DATE	OPPONENT	RESULT	ATT.	W-L-T	NOTES:
03/27/10	Houston	D 1-1	8,016	0-0-1	HOU: Chabala 36 ; DAL: Harris 38
04/10/10	Columbus	D 2-2	10,556	0-0-2	DAL: Cunningham 29, Avila 93+ ; CLB: Moffat 52, Barros Schelotto 82
04/17/10	@New York	L 2-1	13,677	0-1-2	DAL: McCarty 10 ; NY: Angel 56, Angel 90
04/22/10	Seattle	D 2-2	8,512	0-1-3	DAL: Cunningham 27, 94+ ; SEA: Zakuani 38, Montero 55
05/01/10	@New England	D 1-1	10,057	0-1-4	NE: Schilawski 41 ; DAL: Harris 66
05/05/10	@Houston	W 1-0	13,231	1-1-4	DAL: Ihemelu 79
05/08/10	D.C. United	W 1-0	10,323	2-1-4	DAL: Cunningham 68
05/15/10	@Philadelphia	D 1-1	25,038	2-1-5	DAL: Shea 13 ; PHI: Mwanga 93+
05/20/10	LA Galaxy	L 1-0	10,947	2-2-5	LA: Magee 17
05/27/10	@Chicago	D 1-1	12,522	2-2-6	DAL: Ferreira 6 ; CHI: McBride 40
06/05/10	San Jose	W 2-0	14,331	3-2-6	DAL: Shea 58, Shea 60
06/26/10	@Chivas USA	W 2-1	14,173	4-2-6	DAL: own goal 45, Ferreira 61 ; Romero 59
07/03/10	Kansas City	W 1-0	15,993	5-2-6	DAL: Ferreira 58
07/11/10	@Seattle	D 1-1	36,091	5-2-7	SEA: Montero 14 ; DAL: Ferreira 87
07/17/10	Real Salt Lake	W 2-0	11,170	6-2-7	DAL: Shea 69, Harris 76
07/24/10	@Toronto	D 1-1	19,743	6-2-8	TOR: dos Santos 61 ; DAL: Rodriguez 77
07/31/10	@Colorado	D 1-1	10,596	6-2-9	DAL: own goal 22 ; COL: Ballouchy 26
08/08/10	Philadelphia	W 3-1	8,732	7-2-9	PHI: Moreno ; DAL: Ferreira 24, Cunningham 75, 81
08/14/10	@D.C. United	W 3-1	12,474	8-2-9	DAL: Ferreira 36, Alexander 49, Cunningham 92+
08/21/10	Chivas USA	W 1-0	10,309	9-2-9	DC: own goal 80
08/28/10	@Columbus	D 0-0	16,708	9-2-10	DAL: Shea 71
09/04/10	Toronto	W 1-0	10,033	10-2-10	DAL: Cunningham 47
09/11/10	@San Jose	D 0-0	10,342	10-2-11	None
09/16/10	New York	D 2-2	15,105	10-2-12	DAL: Rodriguez 24, Alexander 68 ; NY: Ballouchy 48+, own goal 82
09/22/10	New England	D 2-2	7,468	10-2-13	NE: Joseph 5, Stolica 66 ; DAL: Ferreira 80, Cunningham 93+
09/25/10	@Kansas City	W 3-1	10,385	11-2-13	DAL: Chavez 4, Rodriguez 12, Cunningham 82 ; KC: Smith 57
10/02/10	Chicago	W 3-0	10,615	12-2-13	DAL: Rodriguez 19, Chavez 46, Cunningham 67
10/09/10	Colorado	D 2-2	10,119	12-2-14	COL: Larentowicz 13, Larentowicz 51 ; DAL: Rodriguez 27, Ferreira 37
10/16/10	@Real Salt Lake	L 2-0	20,236	12-3-14	RSL: Grabavoy 59, Morales 89
10/24/10	@LA Galaxy	L 2-1	24,993	12-4-14	DAL: Harris 22 ; LA: Beckham 33, Juninho 46

FINAL REGULAR SEASON STANDINGS

OVERALL										HOME					AWAY				
EASTERN CONFERENCE																			
	GP	W	L	T	PTS	GF	GA	GD	W	L	T	GF	GA	W	L	T	GF	GA	
New York	30	15	9	6	51	38	29	9	10	3	2	18	9	5	6	4	20	20	
Columbus	30	14	8	8	50	40	34	6	10	3	2	22	12	4	5	6	18	22	
Kansas City	30	11	13	6	39	36	35	1	7	5	3	25	19	4	8	3	11	16	
Chicago	30	9	12	9	36	37	38	-1	4	4	7	14	13	5	8	2	23	25	
Toronto FC	30	9	13	8	35	33	41	-8	6	3	6	19	15	3	10	2	14	26	
New England	30	9	16	5	32	32	50	-18	7	5	3	21	18	2	11	2	11	32	
Philadelphia	30	8	15	7	31	35	49	-14	6	3	6	22	16	2	12	1	13	33	
D.C. United	30	6	20	4	22	21	47	-26	3	11	1	12	25	3	9	3	9	22	
WESTERN CONFERENCE																			
	GP	W	L	T	PTS	GF	GA	GD	W	L	T	GF	GA	W	L	T	GF	GA	
Los Angeles	30	18	7	5	59	44	26	18	9	4	2	27	19	9	3	3	17	7	
Real Salt Lake	30	15	4	11	56	45	20	25	11	0	4	31	7	4	4	7	14	13	
FC Dallas	30	12	4	14	50	42	28	14	8	1	6	25	13	4	3	8	17	15	
Seattle	30	14	10	6	48	39	35	4	8	4	3	21	16	6	6	3	18	19	
Colorado	30	12	8	10	46	44	32	12	8	2	5	26	11	4	6	5	18	21	
San Jose	30	13	10	7	46	34	33	1	7	5	3	17	14	6	5	4	17	19	
Houston	30	9	15	6	33	40	49	-9	6	6	3	25	21	3	9	3	15	28	
Chivas USA	30	8	18	4	28	31	45	-14	6	7	2	19	19	2	11	2	12	26	



2009 FC DALLAS STATISTICS



RECORD
11-13-6, 39 pts

HEAD COACH
Schellas Hyndman : 15-18-14

PLAYOFFS
None

MLS HONORS
Jeff Cunningham: MLS Golden Boot, MLS Best XI, MLS Scoring Champion with 17 goals and eight assists, MLS Player of the Month for Sept., Four time MLS Player of the Week

#	POS	PLAYER	GP	GS	MIN	G	A	SHT	SOG	FC	FS	OFF	CK	C	E
9	F	JEFF CUNNINGHAM	28	23	1918	17	8	71	38	11	18	33	0	2	0
10	M-F	DAVID FERREIRA	30	30	2692	8	7	51	22	23	58	12	1	3	0
33	F	KENNY COOPER	15	15	1331	7	1	52	29	15	23	10	0	2	0
16	M-F	ATIBA HARRIS (TOT)	26	25	2139	4	7	38	19	55	27	12	0	8	1
16	M-F	ATIBA HARRIS (DAL)	12	12	1064	2	5	20	10	16	11	5	0	4	0
7	M	DAVE VAN DEN BERGH	30	30	2446	3	11	35	14	13	20	1	107	2	0
13	M	DAX MCCARTY	28	27	2340	3	6	32	13	29	49	0	36	3	0
3	D	*DREW MOOR	21	21	1890	3	0	18	6	19	15	0	0	2	1
11	M	ANDRE ROCHA	22	14	1270	2	1	28	8	27	22	1	0	5	1
12	M	ERIC AVILA	18	0	332	1	2	5	3	2	3	0	0	0	0
3	D	UGO IHEMELU (TOT)	28	27	2443	1	2	13	5	39	27	1	0	9	1
3	D	UGO IHEMELU (DAL)	8	8	720	1	0	5	3	10	5	1	0	3	0
14	D	GEORGE JOHN	16	15	1162	1	0	4	2	12	7	0	0	2	0
6	D-M	PABLO RICCHETTI	22	22	1965	1	0	5	1	23	15	0	0	7	0
20	M-D	BREK SHEA	19	7	727	0	4	12	6	8	8	9	0	0	0
5	D	JAIR BENITEZ	13	13	1155	0	1	2	0	10	22	0	0	2	0
2	M-D	DANIEL HERNANDEZ	7	5	526	0	1	3	0	13	6	0	0	1	0
24	D	HEATH PEARCE	6	5	478	0	1	6	1	6	2	0	0	1	0
5	D-M	MARCELO SARAGOSA	9	8	616	0	1	2	1	13	13	0	0	3	1
30	GK	RAY BURSE	17	16	1503	0	0	0	0	0	5	0	0	1	0
17	M	MARVIN CHAVEZ	7	3	233	0	0	2	0	6	4	1	0	1	0
15	D	KYLE DAVIES (TOT)	11	10	795	0	0	2	2	6	5	0	0	0	0
15	D	KYLE DAVIES (DAL)	11	10	795	0	0	2	2	6	5	0	0	0	0
2	D-M	MICHAEL DELLO-RUSSO	2	2	162	0	0	0	0	1	1	0	0	0	0
8	M	BRUNO GUARDA	4	2	217	0	0	2	1	7	5	0	0	2	0
18	F	PERI MAROSEVIC	4	0	47	0	0	1	0	1	1	0	0	0	0
17	D	*AARON PITCHKOLAN	1	0	45	0	0	0	0	2	0	0	0	1	0
25	D	STEVE PURDY	5	4	338	0	0	2	0	2	1	0	0	1	0
44	GK	DARIO SALA	14	14	1195	0	0	2	1	2	3	0	0	2	1
21	F-M	ALVARO SANCHEZ	3	2	197	0	0	4	2	0	1	0	2	0	0
4	D	DANIEL TORRES	15	8	886	0	0	1	0	10	7	0	0	1	1
19	D	BLAKE WAGNER	15	8	789	0	0	5	0	10	14	0	0	1	0
26	D-M	ANTHONY WALLACE	7	6	498	0	0	4	1	2	1	1	0	0	0
22	GK	JOSH LAMBO	0	0	0	0	0	0	0	0	0	0	0	0	0
OWN-GOALS RECEIVED						1									
TEAM TOTALS			30	30	2700	50	49	376	164	299	362	74	146	52	5
OPPONENT TOTALS			30	30	2700	47	42	367	155	362	299	106	156	61	7

GAME-WINNING GOALS: JEFF CUNNINGHAM 7, KENNY COOPER 2, UGO IHEMELU 1, ATIBA HARRIS 1
GAME-WINNING ASSISTS: DAVE VAN DEN BERGH 3, DAX MCCARTY 3, ATIBA HARRIS 3, DAVID FERREIRA 3, JAIR BENITEZ 1
PENALTY KICK GOALS/ATTEMPTS: JEFF CUNNINGHAM 1-3, KENNY COOPER 2-2

FC DALLAS INDIVIDUAL GOALKEEPING															
#	POS	GOALKEEPER	GP	GS	MIN	SHTS	SV	GA	GAA	PG	PA	W	L	T	SO
1	G	DARIO SALAS	14	14	1195	63	43	20	1.51	2	2	7	5	1	4
30	GK	RAY BURSE	17	16	1503	92	62	27	1.62	2	2	4	8	5	1
TEAM TOTALS			30	30	2700	155	105	47	1.57	4	4	11	13	6	5
OPPONENT TOTALS			30	30	2700	164	111	50	1.67	3	5	13	11	6	5

* = PLAYED WITH OTHER TEAMS IN 2009. ONLY FC DALLAS STATISTICS LISTED HERE.

2009 REGULAR SEASON GAME-BY-GAME

DATE	OPPONENT	RESULT	ATT.	W-L-T	NOTES:
03/21/09	Chicago	L 1-3	15,905	0-1-0	DAL: Cooper (9); CHI: Mapp (38) McBride (51) Blanco (90)
03/29/09	Chivas USA	L 0-2	6,524	0-2-0	CHV: Lillingston (56) Stepanovic (75)
04/04/09	@New England	L 1-2	11,314	0-3-0	DAL: Cooper (38); NE: Nyassi (56) Ralston (80)
04/11/09	@Toronto FC	T 1-1	20,272	0-3-1	DAL: Ricchetti (87); TOR: De Rosario (17)
04/19/09	Toronto FC	W 3-2	6,813	1-3-1	DAL: Moor (25) Cooper (43,84); TOR: Serieux (45) Barrett (59)
04/25/09	@Chivas USA	L 0-2	14,611	1-4-1	CHV: Harris (68) Eskandarian (90)
05/02/09	@D.C. United	L 1-2	14,225	1-5-1	DAL: Rocha (28); DC: Moreno (56,66)
05/09/09	@Houston	L 0-1	16,932	1-6-1	HOU: Kamara (58)
05/16/09	Seattle	T 1-1	8,247	1-6-2	DAL: Rocha (45); SEA: Hurtado (18)
05/23/09	Los Angeles	T 1-1	9,595	1-6-3	DAL: Moor (31); LA: Donovan (3)
05/31/09	@Chicago	W 3-0	13,120	2-6-3	DAL: Cunningham (15) own goal (34) Cooper (80)
06/07/09	San Jose	T 2-2	5,724	2-6-4	DAL: Ferreira (29) Cooper (87); SJ: own goal (60) Alvarez (82)
06/13/09	Houston	L 1-3	8,580	2-7-4	DAL: Moor (66); HOU: Weaver (12,63) Mulrooney (36)
06/20/09	Columbus	W 2-1	8,041	3-7-4	DAL: Avila (80) Cooper (87); CLB: Brunner (17)
06/24/09	@Colorado	T 1-1	10,583	3-7-5	DAL: Ferreira (37); COL: Cummings (84)
07/04/09	New York	W 2-1	14,327	4-7-5	DAL: Cunningham (15,17); NY: Angel (43)
07/11/09	@Colorado	L 0-1	8,128	4-8-5	COL: Kimura (79)
07/24/09	@Real Salt Lake	L 2-4	18,822	4-9-5	DAL: Cunningham (13) van den Bergh (21); RSL: Movsisyan
08/01/09	Kansas City	W 6-0	10,317	5-9-5	DAL: Cunningham (38,66,76,89) Ferreira (42,78)
08/06/09	Houston	W 1-0	7,442	6-9-5	DAL: Cunningham (20)
08/15/09	@Columbus	L 0-2	19,115	6-10-5	CLB: Marshall (10) Gaven (87)
08/23/09	@New York	L 2-3	9,648	6-11-5	DAL: McCarty (19) van den Bergh (72); NY: Angel (4,88)
09/05/09	D.C. United	T 2-2	10,219	6-11-6	DAL: Cunningham (17) Ferreira (50); DC: Burch (44) Moreno (58)
09/12/09	@Los Angeles	W 6-3	18,148	7-11-6	DAL: van den Bergh (7) Cunningham (25,86) McCarty (71) Harris (82)
09/19/09	@Kansas City	L 2-3	10,385	7-12-6	DAL: McCarty (44) Cunningham (54); KC: Hirsig (9) Wolff (77) Conrad (80)
09/26/09	Real Salt Lake	W 3-0	8,623	8-12-6	DAL: Cunningham (5,87) Ferreira (10)
09/30/09	New England	W 1-0	51,012	9-12-6	DAL: Cunningham (71)
10/07/09	@San Jose	W 2-1	9,023	10-12-6	DAL: Ferreira (49) Cunningham (82); SJ: AmariKwa (73)
10/17/09	Colorado	W 2-1	15,243	11-12-6	DAL: John (4) Ihemelu (66); COL: Noonan (71)
10/24/09	@Seattle	L 1-2	33,108	11-13-6	DAL: Harris (14); SEA: Jaqua (61) Evans (84)

FINAL REGULAR SEASON STANDINGS

OVERALL										HOME					AWAY				
EASTERN CONFERENCE																			
	GP	W	L	T	PTS	GF	GA	GD	W	L	T	GF	GA	W	L	T	GF	GA	
Columbus	30	13	7		10	49	41	31	10	2	4	25	15	4	5	6	16	16	
Chicago	30	11	7		12	45	39	34	5	4	6	16	17	6	3	6	23	17	
New England	30	11	10		9	42	33	37	-4	4	4	22	16	4	6	5	11	21	
D.C. United	30	9	8		13	40	43	44	-1	7	3	5	19	14	2	5	8	24	
Toronto FC	30	10	11		9	39	37	46	-9	8	3	5	20	14	8	5	17	32	
Kansas City	30	8	13		9	33	33	42	-9	4	6	5	18	20	4	7	4	15	
New York	30	5	19		6	21	27	47	-20	5	6	4	24	20	0	13	2	3	
WESTERN CONFERENCE																			
	GP	W	L	T	PTS	GF	GA	GD	W	L	T	GF	GA	W	L	T	GF	GA	
Los Angeles	30	12	6		12	48	36	31	5	7	4	4	18	17	5	2	8	18	
Houston	30	13	8		9	48	39	29	10	8	1	6	23	13	5	7	3	16	
Seattle	30	12	7		11	47	38	29	9	7	2	6	21	10	5	5	5	17	
Chivas USA	30	13	11		6	45	34	31	3	9	3	3	25	14	4	8	3	9	
Real Salt Lake	30	11	12		7	40	43	35	8	9	1	5	34	11	2	11	2	9	
Colorado	30	10	10		10	40	42	38	4	8	2	5	25	10	2	8	5	17	
FC Dallas	30	11	13		6	39	50	47	3	8	3	4	28	19	3	10	2	22	
San Jose	30	7	14		9	30	36	50	-14	6	5	4	22	21	1	9	5	14	



2008 FC DALLAS STATISTICS



#	POS	PLAYER	GP	GS	MIN	G	A	SHT	SOG	FC	FS	OFF	CK	C	E
33	F	KENNY COOPER	30	30	2622	18	3	119	60	36	48	39	0	1	0
9	F	JEFF CUNNINGHAM(DAL)	11	11	951	5	2	24	12	7	8	20	0	1	0
25	F	DOMINIC ODURO	25	9	992	5	2	28	16	9	18	7	0	0	0
11	M	ANDRE ROCHA	27	26	2151	3	8	47	21	52	22	1	60	6	1
12	F	*ARTURO ALVAREZ	16	10	931	3	3	22	11	8	9	7	4	2	0
7	F	*ABE THOMPSON	13	4	427	3	1	12	8	7	2	5	0	0	0
8	M	JUAN TOJA	16	15	1283	2	2	21	13	32	23	4	0	3	0
14	D	DREW MOOR	27	27	2430	2	1	18	5	17	29	0	0	5	0
5	M	MARCELO SARAGOSA	25	23	1809	1	2	14	4	41	34	1	0	8	1
8	M	BRUNO GUARDA	12	9	822	1	1	10	6	17	21	4	3	2	0
17	D	AARON PITCHKOLAN	21	15	1345	1	0	6	4	12	8	1	0	2	1
12	M	VICTOR SIKORA	5	4	274	1	0	4	1	5	7	1	6	1	0
15	D	ADRIAN SERIOUX	24	24	1926	0	4	8	0	22	35	0	0	3	1
6	M	PABLO RICCHETTI	27	25	2252	0	3	10	2	34	16	0	0	5	2
24	M	ERIC AVILA	14	3	508	0	2	4	1	8	10	0	2	1	0
13	M	DAX MCCARTY	17	8	821	0	2	2	2	3	7	2	27	1	0
4	D	DUILIO DAVINO	23	22	1958	0	1	5	2	14	6	0	0	3	0
19	M	BOBBY RHINE	7	6	472	0	1	7	2	7	10	0	7	2	1
10	F	RICARDINHO	7	1	137	0	1	6	3	6	7	1	1	0	0
28	M	CHASE WILEMAN	2	0	47	0	1	1	0	0	0	0	0	0	0
30	GK	RAY BURSE	2	2	180	0	0	0	0	0	0	0	0	0	0
2	D	MICHAEL DELLO-RUSSO	8	1	288	0	0	5	2	5	2	1	7	0	0
44	GK	DARIO SALA	28	28	2520	0	0	0	0	3	8	0	0	3	0
20	M-D	BREK SHEA	2	0	17	0	0	0	0	1	0	0	0	1	0
23	D	BLAKE WAGNER	24	23	2068	0	0	6	0	22	29	1	0	2	0
26	M	ANTHONY WALLACE	5	4	259	0	0	0	0	2	2	0	0	0	0
31	M	JAMIE WATSON	1	0	11	0	0	0	0	1	0	0	0	0	0
27	D	ANDREW DANIELS	0	0	0	0	0	0	0	0	0	0	0	0	0
22	GK	JOSH LAMBO	0	0	0	0	0	0	0	0	0	0	0	0	0
32	F	JEFF ROWLAND	0	0	0	0	0	0	0	0	0	0	0	0	0
29	F	SPENCER WADSWORTH	0	0	0	0	0	0	0	0	0	0	0	0	0
16	D	DAVID WAGENFUHR	0	0	0	0	0	0	0	0	0	0	0	0	0
TEAM TOTALS			30	30	2700	45	40	379	175	371	380	95	117	52	7
OPPONENT TOTALS			30	30	2700	41	44	373	147	380	371	65	174	47	6

GAME-WINNING GOALS: KENNY COOPER 4, ANDRE ROCHA 1, AARON PITCHKOLAN 1, DOMINIC ODURO 1, ARTURO ALVAREZ 1.
GAME-WINNING ASSISTS: ANDRE ROCHA 4, DAX MCCARTY 1, RICARDINHO 1.
PENALTY KICK GOALS/ATTEMPTS: KENNY COOPER 4-4.

FC DALLAS INDIVIDUAL GOALKEEPING															
#	POS	GOALKEEPER	GP	GS	MIN	SHTS	SV	GA	GAA	PG	PA	W	L	T	SO
44	GK	DARIO SALA	28	28	2520	131	92	37	1.32	1	1	8	8	12	7
30	GK	RAY BURSE	2	2	180	16	12	4	2.00	1	1	0	2	0	0
TEAM TOTALS			30	30	2700	147	104	41	1.37	2	2	8	10	12	7
OPPONENT TOTALS			30	30	2700	175	126	45	1.50	4	4	10	8	12	4

* = PLAYED WITH OTHER TEAMS IN 2008. ONLY FC DALLAS STATISTICS LISTED HERE.

2008 REGULAR SEASON GAME-BY-GAME

DATE	OPPONENT	RESULT	ATT.	W-L-T	NOTES:
03/30/08	Chivas USA	T 1-1	17,540	0-0-1	DAL: Toja (21); CHV: Galindo (84)
04/06/08	@Houston	T 3-3	20,102	0-0-2	DAL: Cooper (35,45) Alvarez (57); HOU: Caraccio (21) own goal (57) Cameron (90)
04/12/08	New York	W 2-0	11,564	1-0-2	DAL: Alvarez (1) Cooper (66)
04/20/08	@Chivas USA	W 2-0	10,237	2-0-2	DAL: Cooper (5) Thompson (80)
04/24/08	New England	L 0-1	10,453	2-1-2	NE: Smith (72)
05/03/08	@San Jose	T 0-0	10,515	2-1-3	None
05/10/08	@Real Salt Lake	L 1-2	12,173	2-2-3	DAL: Cooper (56); RSL: Morales (28) Beckerman (73)
05/18/08	Los Angeles	L 1-5	22,331	2-3-3	DAL: Oduro (54); LA: Klein (25) Buddle (31,39,85) own goal (34)
05/24/08	Real Salt Lake	W 2-1	8,960	3-3-3	DAL: Oduro (82,90); RSL: Espindola (69)
05/28/08	Houston	T 2-2	8,541	3-3-4	DAL: Cooper (35) Moor (69); HOU: Ashe (59) De Rosario (90)
06/01/08	@Colorado	L 1-2	12,120	3-4-4	DAL: Oduro (44); COL: Casey (7) McManus (72)
06/06/08	@New England	L 1-2	54,045	3-5-4	DAL: Alvarez (90); NE: Cristman (5) Ralston (22)
06/15/08	Chicago	W 1-0	14,738	4-5-4	DAL: Cooper (17)
06/21/08	@New York	L 0-1	16,427	4-6-4	NY: Goldthwaite (16)
06/26/08	@Houston	T 1-1	16,933	4-6-5	DAL: Cooper (62); HOU: Ching (21)
07/04/08	Kansas City	T 1-1	16,765	4-6-6	DAL: Thompson (90); KC: Sealy (39)
07/19/08	Colorado	T 2-2	12,289	4-6-7	DAL: Cooper (49) Toja (64); COL: H. Gomez (5) Casey (67)
07/27/08	Los Angeles	W 4-0	21,020	5-6-7	DAL: Cooper (15,16) Oduro (36) Thompson (89)
08/03/08	@Toronto FC	W 2-0	20,247	6-6-7	DAL: Cooper (81,90)
08/16/08	@Columbus	L 1-2	17,647	6-7-7	DAL: Cunningham (35); CLB: Carroll (62) Evans (65)
08/23/08	@Kansas City	T 1-1	9,825	6-7-8	DAL: Rocha (7); KC: Conrad (90)
08/30/08	Columbus	L 1-2	10,590	6-8-8	DAL: Cunningham (35); CLB: Moreno (37) Gaven (40)
09/04/08	Colorado	L 0-1	7,140	6-9-8	COL: Petke (60)
09/13/08	@D.C. United	T 2-2	19,890	6-9-9	DAL: Cooper (9) Rocha (79); DC: Moreno (26) Quaranta (69)
09/21/08	@Chicago	W 4-1	16,923	7-9-9	DAL: Cunningham (2,61) Pitchkolan (43) Guarda (45); CHI: McBride (90)
09/28/08	D.C. United	W 3-0	12,138	8-9-9	DAL: Rocha (9) Cunningham (56) Cooper (90)
10/02/08	San Jose	T 1-1	7,173	8-9-10	DAL: Cooper (89); SJ: Johnson (58)
10/11/08	Toronto FC	T 2-2	14,114	8-9-11	DAL: Cooper (34,90); TOR: Velez (72) Wynne (88)
10/18/08	@Real Salt Lake	L 1-3	17,628	8-10-11	DAL: Saragosa (7); RSL: Movsisyan (35) Johnson (53) Findley (86)
10/26/08	@Los Angeles	T 2-2	27,000	8-10-12	DAL: Moor (34) Sikora (39); LA: Buddle (21) Donovan (79)

FINAL REGULAR SEASON STANDINGS

OVERALL										HOME					AWAY				
EASTERN CONFERENCE																			
	GP	W	L	T	PTS	GF	GA	GD	W	L	T	GF	GA	W	L	T	GF	GA	
Columbus	30	17	7	6	57	50	36	14	11	2	2	30	15	6	5	4	20	21	
Chicago	30	13	10	7	46	44	33	11	7	5	3	23	17	6	5	4	21	16	
New England	30	12	11	7	43	40	43	-3	6	5	4	24	20	6	6	3	16	23	
Kansas City	30	11	10	9	42	37	39	-2	9	2	4	22	15	2	8	5	15	24	
New York	30	10	11	9	39	42	48	-6	9	3	3	30	20	1	8	6	12	28	
D.C. United	30	11	15	4	37	43	51	-8	9	4	2	32	19	2	11	2	11	32	
Toronto FC	30	9	13	8	35	34	43	-9	6	2	7	17	12	3	11	1	17	31	
WESTERN CONFERENCE																			
	GP	W	L	T	PTS	GF	GA	GD	W	L	T	GF	GA	W	L	T	GF	GA	
Houston	30	13	5	12	51	45	32	13	10	1	4	30	14	3	4	8	15	18	
Chivas USA	30	12	11	7	43	40	41	-1	7	4	4	21	15	5	7	3	19	26	
Real Salt Lake	30	10	10	10	40	40	9	1	8	1	6	24	10	2	9	4	16	29	
Colorado	30	11	14	5	38	44	45	-1	7	5	3	22	14	4	9	2	22	31	
FC Dallas	30	8	10	12	36	45	41	4	5	4	6	23	19	3	6	6	22	22	
Los Angeles	30	8	13	9	33	55	62	-7	6	4	5	35	27	2	9	4	20	35	
San Jose	30	8	13	9	33	32	38	-6	6	5	4	22	19	2	8	5	10	19	



2007 FC DALLAS STATISTICS



#	POS	PLAYER	GP	GS	MIN	G	A	SHT	SOG	FC	FS	OFF	CK	C	E
20	F	CARLOS RUIZ	22	19	1722	7	2	59	25	46	41	23	0	9	1
8	M	JUAN TOJA	27	27	2388	6	1	33	16	83	41	6	2	4	0
7	F	ABE THOMPSON	24	15	1227	5	4	19	11	14	10	13	0	2	0
33	F	KENNY COOPER	14	12	1068	4	2	33	16	16	19	9	0	0	0
12	M	ARTURO ALVAREZ	27	21	1898	3	3	61	30	35	34	5	44	2	0
10	M	*RAMON NUNEZ	13	10	1001	3	2	36	12	6	23	0	27	0	0
25	F	DOMINIC ODURO	29	10	1163	3	2	24	13	16	23	17	0	3	0
14	D	DREW MOOR	28	28	2495	2	0	7	3	17	30	1	1	3	0
13	M	DAX MCCARTY	25	18	1604	1	7	13	5	12	46	0	25	0	0
4	D	CHRIS GBANDI	21	19	1701	1	2	5	3	24	11	2	1	7	1
11	D	CLARENCE GOODSON	27	27	2297	1	1	9	5	36	37	0	0	6	0
10	M	DENILSON	8	7	606	1	0	14	4	10	21	2	15	3	0
6	M	PABLO RICCHETTI	19	19	1600	0	3	6	2	31	18	0	0	7	0
5	M	MARCELO SARAGOSA	13	10	800	0	2	3	1	33	17	0	0	4	1
34	F	RICARDINHO	8	3	279	0	1	5	2	5	7	3	0	0	0
30	GK	RAY BURSE	6	6	540	0	0	0	0	0	1	0	0	0	0
22	D	MICHAEL DELLO-RUSSO	1	1	90	0	0	0	0	0	0	0	0	0	0
1	GK	SHAKA HISLOP	6	6	540	0	0	0	0	0	0	0	0	0	0
17	M-D	AARON PITCHKOLAN	16	11	1142	0	0	6	1	21	4	1	0	4	0
19	D	BOBBY RHINE	19	7	862	0	0	5	1	6	9	0	0	2	1
48	GK	DARIO SALA	18	18	1620	0	0	0	0	0	4	0	0	3	0
15	D	ADRIAN SERIOUX	10	10	806	0	0	6	2	16	11	0	0	1	0
16	D	DAVID WAGENFUHR	13	10	828	0	0	1	0	16	9	0	0	1	0
23	D	BLAKE WAGNER	1	1	90	0	0	0	0	0	0	0	0	0	0
26	M	ANTHONY WALLACE	1	1	69	0	0	0	0	2	0	0	0	0	0
21	D	ALEX YI	15	14	1178	0	0	5	2	20	7	0	0	3	0
24	M	SEBASTIAN BOTERO	0	0	0	0	0	0	0	0	0	0	0	0	0
27	D	ANDREW DANIELS	0	0	0	0	0	0	0	0	0	0	0	0	0
31	M	SANDY GBANDI	0	0	0	0	0	0	0	0	0	0	0	0	0
0	F	FUAD IBRAHIM	0	0	0	0	0	0	0	0	0	0	0	0	0
29	M	SCOTT JONES	0	0	0	0	0	0	0	0	0	0	0	0	0
28	M	CHASE WILEMAN	0	0	0	0	0	0	0	0	0	0	0	0	0
TEAM TOTALS			30	30	2700	37	32	350	154	465	445	82	115	64	4
OPPONENT TOTALS			30	30	2700	44	43	381	158	445	465	100	175	57	4

GAME-WINNING GOALS: JUAN TOJA 3, ABE THOMPSON 2, RAMON NUNEZ 2, SIX PLAYERS TIED WITH 1.
GAME-WINNING ASSISTS: RAMON NUNEZ 2, DAX MCCARTY 2, ABE THOMPSON 1, MARCELO SARAGOSA 1, PABLO RICCHETTI 1, RICARDINHO 1, ARTURO ALVAREZ 1.
PENALTY KICK GOALS/ATTEMPTS: ABE THOMPSON 2-2, CARLOS RUIZ 1-1, DENILSON 1-1, KENNY COOPER 1-1.

FC DALLAS INDIVIDUAL GOALKEEPING

#	POS	GOALKEEPER	GP	GS	MIN	SHTS	SV	GA	GAA	PG	PA	W	L	T	SO
30	GK	RAY BURSE	6	6	540	29	23	6	1.00	1	1	3	2	1	2
1	GK	SHAKA HISLOP	6	6	540	32	23	9	1.50	0	0	2	3	1	0
48	GK	DARIO SALA	18	18	1620	97	64	29	1.61	2	2	8	7	3	5
TEAM TOTALS			30	30	2700	158	110	44	1.47	3	3	13	12	5	7
OPPONENT TOTALS			30	30	2700	154	112	37	1.23	5	5	12	13	5	11

* = PLAYED WITH OTHER TEAMS IN 2007. ONLY FC DALLAS STATISTICS LISTED HERE.

2007 REGULAR SEASON GAME-BY-GAME

DATE	OPPONENT	RESULT	ATT.	W-L-T	NOTES:
04/07/07	@Real Salt Lake	T 2-2	18,678	0-0-1	DAL: Cooper (19) Ruiz (90); RSL: Cunningham (29,51)
04/12/07	@Los Angeles	W 2-1	23,596	1-0-1	DAL: Ruiz (35) Cooper (43); LA: Findley (86)
04/15/07	@New York	L 0-3	8,865	1-1-1	NY: Altidore (18) Mathis (34) van den Bergh (90)
04/22/07	Colorado	W 3-1	20,500	2-1-1	DAL: Nunez (29,78) Oduro (90); COL: Kirovski (34)
04/26/07	New York	L 0-1	14,087	2-2-1	NY: Freeman (79)
04/29/07	New England	L 0-1	9,165	2-3-1	NE: Twellman (13)
05/12/07	@Kansas City	W 2-1	10,141	3-3-1	DAL: Cooper (19) Toja (45); KC: Harrington (90)
05/17/07	@Chicago	W 2-1	12,164	4-3-1	DAL: Cooper (24) Toja (60); CHI: Carr (73)
05/20/07	Real Salt Lake	W 2-1	16,576	5-3-1	DAL: Alvarez (26) C. Gbandi (82); RSL: Adu (68)
05/26/07	@Chivas USA	L 0-2	8,756	5-4-1	CHV: Galindo (50) Razov (90)
06/03/07	@Houston	L 1-2	13,199	5-5-1	DAL: Thompson (32); HOU: Clark (51) Ngwenya (66)
06/09/07	Los Angeles	W 3-1	14,640	6-5-1	DAL: Toja (24) Thompson (53) Moor (73); LA: Findley (41)
06/14/07	@Real Salt Lake	W 1-0	16,278	7-5-1	DAL: Oduro (90)
06/17/07	@Toronto FC	L 0-4	20,156	7-6-1	TOR: Edu (22) Dichio (25) Robinson (65) Cunningham (90)
06/23/07	@Colorado	W 1-0	16,128	8-6-1	DAL: Toja (62)
06/30/07	Houston	T 0-0	13,887	8-6-2	None
07/04/07	Chivas USA	W 2-0	15,773	9-6-2	DAL: Nunez (41) Oduro (86)
07/14/07	@D.C. United	T 3-3	20,952	9-6-3	DAL: Ruiz (51) Toja (71,81); DC: Emilio (8,47) Fred (45)
08/04/07	Colorado	W 1-0	12,820	10-6-3	DAL: Moor (31)
08/11/07	Columbus	W 3-2	14,818	11-6-3	DAL: Alvarez (60) Ruiz (80) Goodson (90); CLB: Gonzalez (6) Herron (74)
08/19/07	@Houston	L 0-1	19,501	11-7-3	HOU: Ching (42)
09/01/07	D.C. United	L 0-4	15,747	11-8-3	DC: Olsen (4,45) Gomez (47) Fred (49)
09/08/07	Toronto FC	W 2-0	16,790	12-8-3	DAL: Denilson (36) Thompson (87)
09/15/07	@New England	L 2-4	15,289	12-9-3	DAL: Ruiz (35,84); NE: Noonan (29,65) Ralston (78) Smith (90)
09/20/07	Chicago	T 1-1	15,059	12-9-4	DAL: Ruiz (90); CHI: Rolfe (56)
09/23/07	@Los Angeles	L 1-2	27,000	12-10-4	DAL: McCarty (11); LA: Donovan (25) Klein (72)
09/30/07	Houston	L 0-3	17,366	12-11-4	HOU: De Rosario (45) Robinson (62) Holden (84)
10/06/07	@Columbus	W 3-1	19,517	13-11-4	DAL: Alvarez (48) Thompson (86,89); CLB: Gaven (31)
10/11/07	Chivas USA	T 0-0	9,454	13-11-5	None
10/20/07	Kansas City	L 0-2	20,500	13-12-5	KC: Sealy (39,55)

FINAL REGULAR SEASON STANDINGS

OVERALL										HOME					AWAY				
EASTERN CONFERENCE																			
	GP	W	L	T	PTS	GF	GA	GD	W	L	T	GF	GA	W	L	T	GF	GA	
D.C. United	30	16	7	7	55	56	34	22	10	2	3	37	22	6	5	4	19	12	
New England	30	14	8	8	50	51	43	8	8	3	4	32	21	6	5	4	19	22	
New York	30	12	11	7	43	47	45	2	9	3	3	30	16	3	8	4	17	29	
Chicago	30	10	10	10	40	31	36	-5	6	3	6	16	15	4	7	4	15	21	
Kansas City	30	11	12	7	40	45	45	0	7	5	3	22	18	4	7	4	23	27	
Columbus	30	9	11	10	37	39	44	-5	5	5	5	17	17	4	6	5	22	27	
Toronto FC	30	6	17	7	25	25	49	-24	5	7	3	17	18	1	10	4	8	31	
WESTERN CONFERENCE																			
	GP	W	L	T	PTS	GF	GA	GD	W	L	T	GF	GA	W	L	T	GF	GA	
Chivas USA	30	15	7	8	53	46	28	18	10	1	4	28	8	5	6	4	18	20	
Houston	30	15	8	7	52	43	23	20	8	3	4	22	11	7	5	3	21	12	
FC Dallas	30	13	12	5	44	37	44	-7	7	5	3	17	17	6	7	2	20	27	
Colorado	30	9	13	8	35	29	34	-5	6	4	5	16	11	3	9	3	13	23	
Los Angeles	30	9	14	7	34	38	48	-10	6	6	3	25	25	3	8	4	13	23	
Real Salt Lake	30	6	15	9	27	31	45	-14	4	7	4	18	22	2	8	5	13	23	



2006 FC DALLAS STATISTICS



RECORD

16-12-4, 52 pts

HEAD COACH

Colin Clarke: 41-39-20

PLAYOFFS

1-1-0

MLS HONORS

Richard Mulrooney: MLS All-Star,
MLS Comeback Player of the Year,
Commissioner's Pick.

Carlos Ruiz: MLS Player of the
Month (May)

Kenny Cooper: MLS Player of the
Week (16)

Ronnie O'Brien: MLS All-Star
Reserve

#	POS	PLAYER	GP	GS	MIN	G	A	SHT	SOG	FC	FS	OFF	CK	C	E
20	F	CARLOS RUIZ	27	25	2113	13	5	54	29	54	72	32	2	6	0
33	F	KENNY COOPER	31	29	2453	11	4	65	30	39	59	23	2	3	0
10	M	RAMON NUNEZ	25	20	1661	6	4	51	15	15	35	5	26	4	0
12	M	ARTURO ALVAREZ	19	6	578	3	1	17	11	14	6	2	10	2	0
9	F	ROBERTO MINA	16	9	883	3	1	26	14	24	21	3	1	2	0
7	F	ABE THOMPSON	14	7	674	2	6	10	5	12	6	17	0	2	0
19	D	BOBBY RHINE	30	30	2593	2	2	13	5	23	26	0	0	7	1
6	M	RONNIE O'BRIEN	27	26	2331	1	11	69	24	45	24	7	39	4	0
8	M	RICHARD MULROONEY	25	23	2075	1	9	12	5	21	29	4	29	1	0
3	D	GREG VANNEY	28	28	2510	1	2	9	3	23	9	0	2	3	0
14	D	DREW MOOR	27	26	2280	1	1	12	5	25	20	2	0	6	0
15	M	MARK WILSON	12	7	582	1	1	7	2	7	9	0	0	0	0
25	F	DOMINIC ODURO	16	3	413	1	0	9	3	10	6	5	0	0	0
27	M	AARON PITCHKOLAN	10	0	94	1	0	2	1	3	0	0	0	1	0
16	D	DAVID WAGENFUHR	13	5	495	1	0	6	2	13	7	0	0	0	0
4	D	CHRIS GBANDI	28	27	2393	0	2	14	7	25	28	4	0	3	1
48	GK	DARIO SALA	28	28	2475	0	1	0	0	1	4	0	0	3	0
17	M	SIMO VALAKARI	31	30	2608	0	1	10	3	81	23	0	0	6	0
00	GK	JEFF CASSAR	1	0	45	0	0	0	0	0	0	0	0	0	0
11	D	CLARENCE GOODSON	13	9	866	0	0	8	3	11	8	1	1	3	0
1	GK	SHAKA HISLOP	4	4	360	0	0	0	0	0	0	0	0	0	0
13	M	DAX MCCARTY	2	0	12	0	0	0	0	2	0	0	0	0	0
24	M	JUSTIN MOORE	2	1	159	0	0	0	0	1	1	0	0	0	0
5	M	*MARCELO SARAGOSA	7	3	291	0	0	2	0	13	8	0	0	0	0
21	D	ALEX YI	11	6	667	0	0	2	1	14	3	0	0	2	0
30	GK	RAY BURSE	0	0	0	0	0	0	0	0	0	0	0	0	0
22	D	MICHAEL DELLO-RUSSO	0	0	0	0	0	0	0	0	0	0	0	0	0
18	F	ALEX SMITH	0	0	0	0	0	0	0	0	0	0	0	0	0
23	D	BLAKE WAGNER	0	0	0	0	0	0	0	0	0	0	0	0	0
TEAM TOTALS			32	32	2880	48	51	398	168	476	419	105	112	58	2
OPPONENT TOTALS			32	32	2880	44	44	379	157	426	458	123	150	41	4

GAME-WINNING GOALS: KENNY COOPER 6, CARLOS RUIZ 2, RAMON NUNEZ 2, SIX PLAYERS TIED WITH 1.
GAME-WINNING ASSISTS: RONNIE O'BRIEN 4, RICHARD MULROONEY 4, ABE THOMPSON 2, BOBBY RHINE 2, CHRIS GBANDI 2, FOUR PLAYERS TIED WITH 1.
PENALTY KICK GOALS/ATTEMPTS: NONE

FC DALLAS INDIVIDUAL GOALKEEPING

#	POS	GOALKEEPER	GP	GS	MIN	SHTS	SV	GA	GAA	PG	PA	W	L	T	SO
00	GK	JEFF CASSAR	1	0	45	3	3	0	0.00	0	0	0	0	0	0
48	GK	DARIO SALA	28	28	2475	129	93	34	1.24	1	1	14	10	4	5
1	GK	SHAKA HISLOP	4	4	360	25	13	10	2.50	0	0	2	2	0	0
TEAM TOTALS			32	32	2880	157	109	44	1.38	1	1	16	12	4	6
OPPONENT TOTALS			32	32	2880	168	115	48	1.50	0	0	12	16	4	7

2006 REGULAR SEASON GAME-BY-GAME

DATE	OPPONENT	RESULT	ATT.	W-L-T	NOTES:
04/01/06	Chicago	W 3-2	19,377	1-0-0	DAL: Alvarez (31) Mina (66) Cooper (70); CHI: Barrett (12) Rolfe (54)
04/08/06	Real Salt Lake	W 2-1	14,712	2-0-0	DAL: Cooper (43) Wilson (57); RSL: Klein (36)
04/15/06	@Colorado	T 2-2	8,160	2-0-1	DAL: Vanney (5) Mina (25); COL: Kirovski (39) own goal (45)
04/23/06	Kansas City	W 2-1	17,429	3-0-1	DAL: Cooper (4) Pitchkolan (90); KC: Zotinca (90)
04/29/06	@D.C. United	T 1-1	18,889	3-0-2	DAL: O'Brien (41); DC: Olsen (17)
05/06/06	@Houston	L 3-4	21,448	3-1-2	DAL: Ruiz (60) Nunez (61) Moor (76); HOU: Clark (31)
05/10/06	Los Angeles	W 1-0	14,234	4-1-2	DAL: Ruiz (20)
05/13/06	Houston	T 1-1	12,756	4-1-3	DAL: Ruiz (19); HOU: own goal (81)
05/20/06	New England	W 4-0	18,090	5-1-3	DAL: Cooper (4) Ruiz (7,16) Nunez (19)
05/24/06	@New York	W 2-1	52,425	6-1-3	DAL: Cooper (76) Ruiz (87); NY: Stammler (8)
06/03/06	Columbus	L 1-2	11,085	6-2-3	DAL: Ruiz (90); CLB: Bisaku (75) Kotschau (89)
06/11/06	Chivas USA	W 2-1	10,737	7-2-3	DAL: Ruiz (28) Mina (82); CHV: Razov (83)
06/24/06	Colorado	W 1-0	13,280	8-2-3	DAL: Cooper (32)
06/28/06	@New England	L 0-1	7,247	8-3-3	NE: Twellman (23)
07/01/06	@Chivas USA	L 0-3	10,112	8-4-3	CHV: Suarez (20,24) Bornstein (43)
07/04/06	D.C. United	L 0-1	16,240	8-5-3	DC: Gomez (34)
07/08/06	New York	W 2-1	10,430	9-5-3	DAL: Oduro (2) Wagenfuhr (33); NY: Magee (80)
07/15/06	@Chicago	W 3-2	13,111	10-5-3	DAL: Nunez (8) Rhine (77) Cooper (80); CHI: Herron (54,60)
07/22/06	@Real Salt Lake	W 1-0	20,227	11-5-3	DAL: Thompson (90)
07/29/06	Colorado	W 4-1	18,329	12-5-3	DAL: Rhine (8) Nunez (71,74) Cooper (90); COL: Beckerman (34)
08/12/06	@Houston	L 0-1	10,964	12-6-3	HOU: Waibel (37)
08/20/06	@Los Angeles	L 0-2	21,967	12-7-3	LA: Donovan (26) Quaranta (45)
08/27/06	@Kansas City	L 0-1	6,573	12-8-3	KC: Sealy (62)
08/30/06	@Colorado	W 2-0	4,328	13-8-3	DAL: Nunez (25) Mulrooney (56)
09/02/06	Houston	W 1-0	14,316	14-8-3	DAL: Alvarez (86)
09/09/06	@Chivas USA	T 1-1	13,898	14-8-4	DAL: Cooper (55); CHV: Ju. Garcia (81)
09/13/06	Chivas USA	L 0-1	10,224	14-9-4	CHV: Ju. Garcia (13)
09/16/06	@Real Salt Lake	L 2-3	14,453	14-10-4	DAL: Ruiz (4,45); RSL: Williams (13) Klein (62) Kreis (72)
09/23/06	Real Salt Lake	W 2-1	17,975	15-10-4	DAL: Ruiz (9) Cooper (14); RSL: Cunningham (48)
09/30/06	@Columbus	L 1-3	13,505	15-11-4	DAL: Ruiz (90); CLB: Ngwenya (22) Thomas (66) Garey (76)
10/07/06	Los Angeles	W 2-1	20,500	16-11-4	DAL: Ruiz (30) Cooper (47); LA: Donovan (71)
10/14/06	@Los Angeles	L 2-5	27,000	16-12-4	DAL: Thompson (14) Alvarez (80); LA: Donovan (25,38) Gomez (35) Jones (52) Quaranta (79)

FINAL REGULAR SEASON STANDINGS

OVERALL										HOME										AWAY									
EASTERN CONFERENCE					GP	W	L	T	PTS	GF	GA	GD	W	L	T	GF	GA	W	L	T	GF	GA							
D.C. United	32	15	7		10	55	52		38	14	9	3	4	31	22	6	4	6	21	16									
New England	32	12	8		12	48	39		35	4	8	3	5	23	14	4	5	7	16	21									
Chicago	32	13	11		8	47	43		41	2	8	4	4	25	20	5	7	4	18	21									
New York	32	9	11		12	39	41		41	0	8	3	5	24	17	1	8	7	17	24									
Kansas City	32	10	14		8	38	43		45	-2	7	4	5	31	24	3	10	3	12	21									
Columbus	32	8	15		9	33	30		42	-12	4	6	6	16	16	4	9	3	14	26									
WESTERN CONFERENCE					GP	W	L	T	PTS	GF	GA	GD	W	L	T	GF	GA	W	L	T	GF	GA							
FC Dallas	32	16	12		4	52	48		44	4	12	3	1	28	14	4	9	3	20	30									
Houston	32	11	8		13	46	44		40	4	8	3	5	27	19	3	5	8	17	21									
Chivas USA	32	10	9		13	43	45		42	3	7	2	7	24	12	3	7	6	21	30									
Colorado	32	11	13		8	41	36		49	-13	9	3	4	22	18	2	10	4	14	31									
Los Angeles	32	11	15		6	39	37		37	0	6	6	4	19	15	5	9	2	18	22									
Real Salt Lake	32	10	13		9	39	45		49	-4	6	4	6	23	19	4	9	3	22	30									

* = PLAYED WITH OTHER TEAMS IN 2006. ONLY FC DALLAS STATISTICS LISTED HERE.



2005 FC DALLAS STATISTICS



RECORD

13-10-9, 48 pts

HEAD COACH

Colin Clarke: 25-27-16

PLAYOFFS

0-0-2

MLS HONORS

Ronnie O'Brien: MLS All-Star, MLS

Best XI

Greg Vanney: MLS All-Star

Simo Valakari: MLS All-Star

Eddie Johnson: MLS All-Star

Carlos Ruiz: MLS All-Star, MLS Goal

of the Decade

Colin Clarke (and staff): MLS All-

Star

#	POS	PLAYER	GP	GS	MIN	G	A	SHT	SOG	FC	FS	OFF	CK	C	E
20	F	CARLOS RUIZ	19	18	1549	11	2	63	30	38	47	36	1	2	0
9	F	ROBERTO MINA	21	15	1270	7	4	35	13	47	23	12	5	2	0
6	M	RONNIE O'BRIEN	28	28	2512	6	12	83	37	58	47	3	44	8	0
11	M	RAMON NUNEZ	21	12	1141	5	3	49	22	9	21	1	35	1	0
7	F	EDDIE JOHNSON	15	13	1180	5	2	30	12	19	25	11	1	1	0
25	F	ABE THOMPSON	18	6	674	4	0	19	10	10	8	10	0	0	0
27	M	AARON PITCHKOLAN	20	15	1442	3	1	16	7	29	22	4	0	3	0
19	D	BOBBY RHINE	28	27	2438	2	8	25	9	32	22	1	1	4	0
12	M-F	ARTURO ALVAREZ	24	15	1285	2	4	31	14	33	13	6	38	2	0
18	M	RICHARD MULROONEY	7	7	574	2	2	7	2	8	12	1	20	1	0
26	D	CLARENCE GOODSON	29	28	2488	2	1	18	9	40	29	3	0	9	0
4	D	CHRIS GBANDI	17	17	1519	1	1	14	7	18	13	3	0	7	0
8	M	OSCAR PAREJA	18	6	646	1	1	9	6	17	16	1	1	3	0
3	M	CAREY TALLEY	20	14	1092	0	3	11	4	17	16	2	0	2	1
16	D	DAVID WAGENFUHR	19	15	1369	0	2	8	2	22	15	0	0	1	0
17	M	SIMO VALAKARI	28	28	2471	0	1	8	1	78	28	0	0	8	0
21	D	GREG VANNEY	25	25	2210	0	1	8	5	40	14	1	15	4	1
00	GK	JEFF CASSAR	4	4	333	0	0	0	0	0	0	0	0	0	0
1	GK	SCOTT GARLICK	28	27	2457	0	0	0	0	0	1	0	0	1	0
5	D	STEVE JOLLEY	13	12	1057	0	0	4	2	16	8	1	0	1	0
23	M	TY MAURIN	3	0	17	0	0	0	0	0	0	0	0	0	0
14	D	DREW MOOR	20	9	936	0	0	7	4	6	5	0	0	0	0
48	GK	DARIO SALA	1	1	90	0	0	0	0	0	0	0	0	0	0
22	D	PHILIP SALYER	2	2	180	0	0	0	0	4	1	1	0	0	0
15	M	MARK WILSON	8	7	615	0	0	14	3	13	9	0	0	2	0
2	D	ALEX YI	1	1	66	0	0	1	0	3	3	0	0	1	0
30	GK	CHRIS GOMEZ	0	0	0	0	0	0	0	0	0	0	0	0	0
22	D	WINSTON MARSHALL	0	0	0	0	0	0	0	0	0	0	0	0	0
13	M	JOHN PULIDO	0	0	0	0	0	0	0	0	0	0	0	0	0
29	M	MARIO TORRES	0	0	0	0	0	0	0	0	0	0	0	0	0
OWN-GOALS RECEIVED						1									
TEAM TOTALS			32	32	2880	52	48	460	199	557	403	97	161	63	2
OPPONENT TOTALS			32	32	2880	44	47	367	158	419	546	98	133	48	4

GAME-WINNING GOALS: CARLOS RUIZ 3, ROBERTO MINA 3, RONNIE O'BRIEN 2, FIVE PLAYERS TIED WITH 1.

GAME-WINNING ASSISTS: DAVID WAGENFUHR 2, SEVEN PLAYERS TIED WITH 1.

PENALTY KICK GOALS/ATTEMPTS: CARLOS RUIZ 3-3, RAMON NUNEZ 1-1.

FC DALLAS INDIVIDUAL GOALKEEPING

#	POS	GOALKEEPER	GP	GS	MIN	SHTS	SV	GA	GAA	PG	PA	W	L	T	SO
48	GK	DARIO SALA	1	1	90	2	2	0	0.00	0	0	0	0	1	1
1	GK	SCOTT GARLICK	28	27	2457	135	98	37	1.36	2	2	13	8	7	6
00	GK	JEFF CASSAR	4	4	333	21	13	7	1.89	0	0	0	2	1	0
TEAM TOTALS			32	32	2880	158	113	44	1.38	2	2	13	10	9	7
OPPONENT TOTALS			32	32	2880	199	137	52	1.63	4	4	10	13	9	8

2005 REGULAR SEASON GAME-BY-GAME

DATE	OPPONENT	RESULT	ATT.	W-L-T	NOTES:
04/02/05	Chicago	W 2-1	10,504	1-0-0	DAL: Mulrooney (2) Johnson (47); CHI: Gray (73)
04/09/05	@Colorado	T 0-0	9,253	1-0-1	None
04/16/05	@Chivas USA	W 3-1	12,697	2-0-1	DAL: O'Brien (40) Ruiz (85) Johnson (90); CHV: Martins (44)
04/23/05	Real Salt Lake	W 3-0	9,134	3-0-1	DAL: Mulrooney (4) Johnson (35) Ruiz (63)
04/30/05	@Los Angeles	L 0-2	20,021	3-1-1	LA: Donovan (9) Vagenas (39)
05/07/05	@Kansas City	T 3-3	10,007	3-1-2	DAL: Johnson (16) O'Brien (77) Ruiz (82); KC: Victorine (4)
05/14/05	@San Jose	T 0-0	11,067	3-1-3	None
05/18/05	Colorado	W 2-1	6,112	4-1-3	DAL: O'Brien (61) Ruiz (77); COL: Jean Philippe (12)
05/22/05	@Chivas USA	W 5-2	8,977	5-1-3	DAL: Pitchkolan (0) Ruiz (48) O'Brien (51) Johnson (69)
05/28/05	@D.C. United	W 2-0	16,624	6-1-3	DAL: Ruiz (49,56)
06/04/05	@Real Salt Lake	W 2-0	40,589	7-1-3	DAL: O'Brien (22) Thompson (58)
06/12/05	@Chicago	L 0-2	8,777	7-2-3	CHI: Jaqua (20) Reiter (90)
06/18/05	Los Angeles	W 1-0	11,044	8-2-3	DAL: Mina (32)
06/22/05	Chivas USA	W 2-1	8,672	9-2-3	DAL: Mina (18) Thompson (81); CHV: Taylor (48)
06/25/05	@Colorado	W 3-1	9,208	10-2-3	DAL: Pitchkolan (13) Rhine (85) Thompson (88); COL: Gonzalez (30)
07/02/05	San Jose	T 2-2	8,719	10-2-4	DAL: Alvarez (4) Gbandi (57); SJ: Mullan (6) Clark (59)
07/16/05	@New England	L 2-3	22,108	10-3-4	DAL: Alvarez (7) O'Brien (45); NE: Twellman (44,90,90)
07/23/05	@Real Salt Lake	L 0-3	20,218	10-4-4	RSL: Dunseth (3) Cila (25) Mathis (30)
07/27/05	@MetroStars	L 2-3	7,776	10-5-4	DAL: Goodson (38,47); MET: Razov (7) Magee (68) Galvan Rey (74)
08/06/05	MetroStars	T 2-2	16,750	10-5-5	DAL: Ruiz (31,34); MET: Djorkaeff (47,53)
08/13/05	New England	L 1-2	12,101	10-6-5	DAL: Ruiz (58); NE: Dempsey (33) Joseph (80)
08/20/05	@Columbus	L 0-1	15,525	10-7-5	CLB: Glen (81)
08/27/05	Chivas USA	T 2-2	14,102	10-7-6	DAL: Ruiz (44) Nunez (67); CHV: Arias (37) Hendrickson (59)
09/03/05	San Jose	L 0-2	8,023	10-8-6	SJ: Cerritos (50) Moreno (53)
09/10/05	D.C. United	L 1-2	15,263	10-9-6	DAL: Nunez (87); DC: Erpen (15) Quaranta (72)
09/18/05	Real Salt Lake	W 2-1	11,681	11-9-6	DAL: Mina (17,52); RSL: Watson (54)
09/21/05	Los Angeles	W 4-1	8,923	12-9-6	DAL: own goal (34) Mina (37,45) Thompson (90); LA: own goal (86)
09/24/05	@San Jose	T 1-1	17,414	12-9-7	DAL: Nunez (58); SJ: Ching (68)
10/01/05	@Los Angeles	L 1-2	25,557	12-10-7	DAL: Pitchkolan (42); LA: Gomez (12,45)
10/05/05	Columbus	W 2-1	6,961	13-10-7	DAL: Rhine (58) Nunez (90); CLB: Testo (17)
10/08/05	Colorado	T 0-0	13,011	13-10-8	None
10/15/05	Kansas City	T 2-2	18,021	13-10-9	DAL: Pareja (69) Nunez (75); KC: Arnaud (77) Preki (90)

FINAL REGULAR SEASON STANDINGS

OVERALL										HOME								AWAY							
EASTERN CONFERENCE																									
	GP	W	L	T	PTS	GF	GA	GD	W	L	T	GF	GA	W	L	T	GF	GA							
New England	32	17	7	8	59	55	37	18	11	2	3	28	13	6	5	5	27	24							
D.C. United	32	16	10	6	54	58	37	21	9	5	2	37	22	7	5	4	21	15							
Chicago	32	15	13	4	49	49	50	-1	8	5	3	30	27	7	8	1	19	23							
MetroStars	32	12	9	11	47	53	49	4	6	3	7	28	27	6	6	4	25	22							
Kansas City	32	11	9	12	45	52	44	8	6	4	6	23	18	5	5	6	29	26							
Columbus	32	11	16	5	38	34	45	-11	7	8	1	15	19	4	8	4	19	26							
WESTERN CONFERENCE																									
	GP	W	L	T	PTS	GF	GA	GD	W	L	T	GF	GA	W	L	T	GF	GA							
San Jose	32	18	4	10	64	53	31	22	9	0	7	30	14	9	4	3	23	17							
FC Dallas	32	13	10	9	48	52	44	8	8	3	5	28	20	5	7	4	24	24							
Colorado	32	13	13	6	45	40	37	3	10	4	2	24	14	3	9	4	16	23							
Los Angeles	32	13	13	6	45	44	45	-1	10	3	3	29	17	3	10	3	15	28							
Real Salt Lake	32	5	22	5	20	30	65	-35	5	8	3	19	24	0	14	2	11	41							
Chivas USA	32	4	22	6	18	31	67	-36	3	11	2	15	30	1	11	4	16	37							



2004 DALLAS BURN STATISTICS



#	POS	PLAYER	GP	GS	MIN	G	A	SHT	SOG	FC	FS	OFF	CK	C	E
7	F	EDDIE JOHNSON	26	25	2269	12	3	75	32	39	53	27	0	1	0
18	F	TONI NHLEKO	23	13	1186	6	2	49	23	33	20	14	0	1	0
9	F	JASON KREIS	25	19	1703	5	2	42	16	26	18	9	16	2	1
6	M	RONNIE O'BRIEN	29	29	2581	2	10	67	30	53	27	5	32	4	0
10	M	BRAD DAVIS	29	24	1945	2	2	34	11	37	28	4	91	2	1
19	F	BOBBY RHINE	19	6	693	2	2	21	9	12	16	1	1	5	0
8	M	OSCAR PAREJA	24	12	1096	1	6	12	3	30	32	1	5	3	1
17	M	SIMO VALAKARI	26	26	2297	1	4	11	5	73	23	0	1	8	2
15	M	ERIC QUILL	23	16	1377	1	3	23	12	23	15	5	13	1	0
16	D	MATT BEHNCKE	17	14	1239	1	0	7	2	26	11	1	0	2	0
5	D	STEVE JOLLEY	28	28	2428	1	0	13	6	20	14	1	0	4	0
1	GK	SCOTT GARLICK	12	11	1068	0	1	0	0	0	1	0	0	0	0
4	D	CHRIS GBANDI	23	20	1771	0	1	5	0	27	24	0	0	8	0
2	D	CORY GIBBS	21	21	1850	0	1	12	2	32	29	0	0	4	0
3	D-M	CAREY TALLEY	23	19	1688	0	1	11	7	33	13	1	1	6	0
00	GK	JEFF CASSAR	19	19	1632	0	0	0	0	0	0	0	0	0	0
20	D	CLARENCE GOODSON	5	2	247	0	0	2	0	3	2	1	0	2	0
21	M	RAMON NUNEZ	8	0	107	0	0	7	0	1	4	0	2	0	0
14	D-M	MILTON REYES	12	9	828	0	0	9	1	18	29	1	0	4	0
22	D	PHILIP SALYER	17	16	1407	0	0	6	1	11	8	0	0	3	0
12	M	JORDAN STONE	5	1	145	0	0	1	0	2	0	0	0	0	0
11	F	*JASON THOMPSON	1	0	1	0	0	0	0	0	0	0	0	0	0
23	M	TY MAURIN	0	0	0	0	0	0	0	0	0	0	0	0	0
25	D	DAVID WAGENFUHR	0	0	0	0	0	0	0	0	0	0	0	0	0
TEAM TOTALS			30	30	2700	34	38	407	160	499	373	71	162	60	5
OPPONENT TOTALS			30	30	2700	45	52	362	166	386	492	68	155	42	6

GAME-WINNING GOALS: EDDIE JOHNSON 7, TONI NHLEKO 2, SIMO VALAKARI 1.
GAME-WINNING ASSISTS: RONNIE O'BRIEN 4, CAREY TALLEY 1, ERIC QUILL 1, OSCAR PAREJA 1, SCOTT GARLICK 1, BRAD DAVIS 1.
PENALTY KICK GOALS/ATTEMPTS: BOBBY RHINE 1-1, EDDIE JOHNSON 1-1

DALLAS BURN INDIVIDUAL GOALKEEPING															
#	POS	GOALKEEPER	GP	GS	MIN	SHTS	SV	GA	GAA	PG	PA	W	L	T	SO
00	GK	JEFF CASSAR	19	19	1632	94	65	27	1.49	0	1	7	8	4	4
1	GK	SCOTT GARLICK	12	11	1068	72	52	18	1.52	1	1	3	6	2	4
TEAM TOTALS			30	30	2700	166	117	45	1.50	1	2	10	14	6	8
OPPONENT TOTALS			30	30	2700	160	117	34	1.13	2	2	14	10	6	10

* = PLAYED WITH OTHER TEAMS IN 2004. ONLY DALLAS BURN STATISTICS LISTED HERE.

2004 REGULAR SEASON GAME-BY-GAME

DATE	OPPONENT	RESULT	ATT.	W-L-T	NOTES:
04/03/04	Colorado	T 1-1	7,359	0-0-1	DAL: Rhine (75); COL: Spencer (36)
04/17/04	@Chicago	W 2-0	12,828	1-0-1	DAL: Johnson (27) Rhine (70)
04/24/04	Kansas City	W 1-0	10,269	2-0-1	DAL: Nhleko (17)
05/01/04	@Columbus	T 0-0	13,271	2-0-2	None
05/08/04	Los Angeles	L 1-3	6,755	2-1-2	DAL: Nhleko (6); LA: Kirovski (57,65) Ruiz (90)
05/15/04	San Jose	L 1-2	8,498	2-2-2	DAL: Johnson (66); SJ: Donovan (13) Ching (45)
05/22/04	@Kansas City	L 0-2	10,013	2-3-2	KC: Jewsbury (60) Wolff (67)
05/29/04	@Los Angeles	L 1-4	18,460	2-4-2	DAL: O'Brien (71); LA: Victorine (9) own goal (65) Kirovski (72,90)
06/05/04	@MetroStars	W 2-0	11,519	3-4-2	DAL: Johnson (51) Nhleko (90)
06/12/04	New England	W 3-1	6,941	4-4-2	DAL: Kreis (12) Johnson (74) Nhleko (84); NE: Dempsey (52)
06/19/04	@Colorado	T 1-1	9,277	4-4-3	DAL: Kreis (49); COL: Henderson (51)
06/26/04	D.C. United	T 1-1	13,833	4-4-4	DAL: Kreis (37); DC: Eskandarian (58)
07/03/04	@Kansas City	L 1-5	20,011	4-5-4	DAL: Kreis (31); KC: Arnaud (22,79,90) Klein (72) Wolff (75)
07/07/04	@San Jose	W 2-1	9,350	5-5-4	DAL: Quill (6) Valakari (89); SJ: Corrales (10)
07/10/04	Columbus	T 0-0	7,223	5-5-5	None
07/17/04	Kansas City	L 0-1	6,942	5-6-5	KC: Gutierrez (42)
07/24/04	D.C. United	W 5-1	11,088	6-6-5	DAL: Jolley (10) Johnson (31,73) Davis (45,63); DC: own goal (34)
07/28/04	@Columbus	L 1-2	13,069	6-7-5	DAL: Kreis (59); CLB: Buddle (38,43)
08/07/04	Colorado	W 1-0	17,792	7-7-5	DAL: Johnson (90)
08/11/04	New England	L 0-3	5,104	7-8-5	NE: Noonan (3) Twellman (86) Dorman (90)
08/15/04	@MetroStars	W 1-0	11,913	8-8-5	DAL: Nhleko (90)
08/21/04	@San Jose	L 0-3	10,020	8-9-5	SJ: Corrales (5) own goal (24) Ching (52)
08/28/04	Chicago	W 4-1	7,744	9-9-5	DAL: O'Brien (28) Johnson (33,65) Nhleko (58); CHI: Jaqua (49)
09/04/04	@Colorado	L 1-2	8,931	9-10-5	DAL: Behncke (43); COL: Spencer (52) Borchers (85)
09/11/04	@D.C. United	L 0-3	13,024	9-11-5	DC: Eskandarian (45,82) Adu (84)
09/18/04	Los Angeles	W 2-0	9,289	10-11-5	DAL: Johnson (10,44)
09/25/04	MetroStars	L 0-2	7,214	10-12-5	MET: Wolyniec (30) Glen (90)
10/02/04	@New England	L 0-2	10,141	10-13-5	NE: Twellman (42) Ralston (47)
10/09/04	@Los Angeles	L 0-2	27,000	10-14-5	LA: Kirovski (68,85)
10/16/04	San Jose	T 2-2	10,268	10-14-6	DAL: Johnson (12) Pareja (62); SJ: Ching (34) Corrales (36)

FINAL REGULAR SEASON STANDINGS

OVERALL										HOME										AWAY									
EASTERN CONFERENCE																													
	GP	W	L	T	PTS	GF	GA	GD	W	L	T	GF	GA	W	L	T	GF	GA											
Columbus	30	12	5		13	49	40	32	8	8	2	5	26	18	4	3	8	14	14										
D.C. United	30	11	10		9	42	43	42	1	9	2	4	31	17	2	8	5	12	25										
MetroStars	30	11	12		7	40	47	49	-2	7	4	4	22	17	4	8	3	25	32										
New England	30	8	13		9	33	42	43	-1	6	6	3	24	20	2	7	6	18	23										
Chicago	30	8	13		9	33	36	44	-8	7	5	3	21	16	1	8	6	15	28										
WESTERN CONFERENCE																													
	GP	W	L	T	PTS	GF	GA	GD	W	L	T	GF	GA	W	L	T	GF	GA											
Kansas City	30	14	9		7	49	38	30	8	9	3	3	22	12	5	6	4	16	18										
Los Angeles	30	11	9		10	43	42	40	2	8	2	5	25	16	3	7	5	17	24										
Colorado	30	10	9		11	41	29	32	-3	7	1	7	16	8	3	8	4	13	24										
San Jose	30	9	10		11	38	41	35	6	5	2	8	25	16	4	8	3	16	19										
Dallas	30	10	14		6	36	34	45	-11	6	5	4	22	18	4	9	2	12	27										



2003 DALLAS BURN STATISTICS



#	POS	PLAYER	GP	GS	MIN	G	A	SHT	SOG	FC	FS	OFF	CK	C	E
9	F	JASON KREIS	18	18	1543	7	2	42	21	21	22	17	2	3	0
24	M	BRAD DAVIS	26	21	1910	6	5	41	16	41	42	7	59	1	0
20	F	*RONALD CERRITOS	15	9	852	3	1	15	10	9	12	13	0	0	0
7	F	EDDIE JOHNSON	22	13	1265	3	0	31	12	26	31	16	0	2	0
11	F	*ALI CURTIS	8	6	474	1	2	9	5	4	11	1	1	0	0
18	F	TONI NHLEKO	11	9	792	2	4	22	7	23	12	19	0	2	0
10	M	JOSELITO VACA	27	21	1871	2	4	32	14	24	29	6	15	1	0
4	D	*BRIAN DUNSETH	9	9	806	1	1	3	2	12	5	0	0	0	0
19	F	BOBBY RHINE	25	10	1034	2	1	21	10	22	20	8	0	3	0
15	M	CHAD DEERING	27	26	2187	1	5	24	6	57	23	0	32	7	1
8	M	OSCAR PAREJA	24	23	1982	1	4	20	3	58	48	5	5	9	0
2	D	CHRIS GBANDI	22	17	1573	1	2	4	3	27	22	3	1	4	0
14	F	*GAVIN GLINTON	10	3	273	0	0	4	2	4	10	3	0	1	0
3	D-M	*EZRA HENDRICKSON	16	15	1367	1	1	6	1	8	10	0	0	2	0
26	M	RONNIE O'BRIEN	6	3	317	1	0	10	5	12	5	0	0	0	0
3	D	*RYAN SUAREZ	12	12	1110	1	0	9	3	29	13	2	0	4	1
21	D	SHAVAR THOMAS	15	14	1252	1	0	4	2	34	6	0	1	2	1
4	D	*PAUL BROOME	7	6	563	0	1	3	1	13	11	0	0	2	1
11	M	*ANTONIO MARTINEZ	10	5	564	0	1	11	4	4	15	1	14	0	0
16	D	MATT BEHNCKE	13	9	827	0	0	6	1	15	13	1	0	1	0
5	D	TENYWA BONSEU	20	20	1789	0	0	4	2	23	13	0	0	2	1
00	GK	JEFF CASSAR	7	6	562	0	0	0	0	0	0	0	0	1	0
1	GK	D.J. COUNTESS	24	24	2194	0	0	0	0	1	1	0	0	3	0
6	D	STEVE MORROW	17	17	1484	0	0	6	2	22	5	0	0	0	0
22	D	PHILIP SALYER	8	5	491	0	0	3	0	6	4	0	0	1	0
12	M	JORDAN STONE	16	9	1057	0	0	1	0	14	9	0	0	1	1
13	M	MANDI URBAS	3	0	40	0	0	1	1	0	1	0	0	0	0
25	F	ANDY ROSEN BAND	0	0	0	0	0	0	0	0	0	0	0	0	0
17	F	JASON THOMPSON	0	0	0	0	0	0	0	0	0	0	0	0	0
OWN-GOALS RECEIVED						1									
TEAM TOTALS			30	30	2756	35	34	332	133	509	393	102	130	52	6
OPPONENT TOTALS			30	30	2756	64	63	439	213	413	486	66	172	38	3

GAME-WINNING GOALS: SHAVAR THOMAS 1, TONI NHLEKO 1, JASON KREIS 1, EDDIE JOHNSON 1, CHAD DEERING 1, RONALD CERRITOS 1.
GAME-WINNING ASSISTS: OSCAR PAREJA 2, JOSELITO VACA 1, JASON KREIS 1, BRAD DAVIS 1.
PENALTY KICK GOALS/ATTEMPTS: JASON KREIS 1-2, BRAD DAVIS 2-2, EDDIE JOHNSON 0-1, RONALD CERRITOS 1-1.

DALLAS BURN INDIVIDUAL GOALKEEPING															
#	POS	GOALKEEPER	GP	GS	MIN	SHTS	SV	GA	GAA	PG	PA	W	L	T	SO
2	D	CHRIS GBANDI	1	0	1	0	0	0	0.00	0	0	0	0	0	0
1	GK	D.J. COUNTESS	24	24	2193	173	115	48	1.97	6	10	5	15	4	2
00	GK	JEFF CASSAR	7	6	562	40	23	16	2.56	0	0	1	4	1	2
TEAM TOTALS			30	30	2756	213	138	64	2.09	6	10	6	19	5	4
OPPONENT TOTALS			30	30	2756	133	96	35	1.14	4	6	19	6	5	8

* = PLAYED WITH OTHER TEAMS IN 2003. ONLY DALLAS BURN STATISTICS LISTED HERE.

2003 REGULAR SEASON GAME-BY-GAME

DATE	OPPONENT	RESULT	ATT.	W-L-T	NOTES:
04/12/03	Los Angeles	T 1-1 (OT)	9,098	0-0-1	DAL: O'Brien (4); LA: Ruiz (30)
04/26/03	New England	L 1-2	8,543	0-1-1	DAL: Kreis (72); NE: Jo. Moore (12) Twellman (84)
05/03/03	@D.C. United	T 0-0 (OT)	12,758	0-1-2	None
05/10/03	Kansas City	L 1-3	8,317	0-2-2	DAL: Kreis (53); KC: Quill (12) Brown (15) Klein (66)
05/17/03	Los Angeles	T 1-1 (OT)	8,085	0-2-3	DAL: Davis (82); LA: Glinton (43)
05/24/03	@MetroStars	L 1-2	9,110	0-3-3	DAL: Kreis (63); MET: M@his (60) Jolley (84)
05/31/03	D.C. United	W 3-2	7,617	1-3-3	DAL: Kreis (16) Gbandi (41) Cerritos (75); DC: Convey (51,89)
06/14/03	San Jose	L 1-2	7,601	1-4-3	DAL: Kreis (25); SJ: Mullan (49) Alvarez (87)
06/18/03	@Chicago	L 1-4	11,728	1-5-3	DAL: Suarez (78); CHI: Razov (21,87) Ralph (49) Gray (84)
06/21/03	Colorado	W 3-1	7,810	2-5-3	DAL: Davis (31) Kreis (45) Vaca (90); COL: Spencer (25)
06/28/03	@Los Angeles	L 0-3	18,165	2-6-3	LA: Victorine (20) Albright (60) Ruiz (63)
07/02/03	D.C. United	L 1-3	6,075	2-7-3	DAL: Kreis (74); DC: Nelsen (29) Kovalenko (78) Stoitchkov (88)
07/05/03	@Columbus	T 0-0 (OT)	14,412	2-7-4	None
07/12/03	@Kansas City	L 1-5	16,349	2-8-4	DAL: Cerritos (63); KC: Brunt (45) Simutenkov (53,56)
07/16/03	@New England	W 2-1	10,361	3-8-4	DAL: Cerritos (4) Thomas (13); NE: Jo. Moore (44)
07/19/03	MetroStars	L 1-2 (OT)	8,422	3-9-4	DAL: Davis (26); MET: Magee (84) Wolyniec (95)
07/26/03	@San Jose	L 0-3	9,034	3-10-4	SJ: Mullan (25) Lagos (37) Agoos (90)
08/09/03	@Colorado	L 0-2	12,264	3-11-4	COL: Spencer (3) Chung (47)
08/13/03	San Jose	L 0-3	5,515	3-12-4	SJ: Ching (11) Donovan (23,44)
08/16/03	Kansas City	W 3-2	7,712	4-12-4	DAL: Vaca (30) Davis (54) Johnson (71); KC: Preki (26) Gomez (77)
08/23/03	Columbus	L 1-2	7,950	4-13-4	DAL: Rhine (75); CLB: Buddle (43) Paule (62)
08/30/03	@Los Angeles	L 1-2	23,263	4-14-4	DAL: Davis (12); LA: Ruiz (50) Moreno (90)
09/06/03	@Colorado	L 1-2	15,726	4-15-4	DAL: Davis (24); COL: Carrieri (54) Henderson (76)
09/13/03	@Columbus	L 2-3	16,049	4-16-4	DAL: Dunseth (15) Johnson (52); CLB: Buddle (28,81) McBride (39)
09/20/03	Chicago	W 2-0	8,010	5-16-4	DAL: Nhleko (7) Johnson (45)
09/27/03	@San Jose	L 2-5	12,219	5-17-4	DAL: Hendrickson (8) Curtis (14); SJ: De Rosario (0,11,48) Donovan (24,35)
10/04/03	New England	L 1-4	8,917	5-18-4	DAL: Pareja (20); NE: Twellman (44,60) Joseph (53) Noonan (75)
10/11/03	@MetroStars	T 0-0 (OT)	13,567	5-18-5	None
10/18/03	@Kansas City	L 0-1	14,923	5-19-5	KC: Conrad (15)
10/25/03	Colorado	W 4-3	8,913	6-19-5	DAL: Rhine (19) own goal (22) Nhleko (31) Deering (39); COL: Spencer (18,52) Crawford (85)

FINAL REGULAR SEASON STANDINGS

OVERALL										HOME										AWAY														
EASTERN CONFERENCE																																		
	GP	W	L	T	PTS	GF	GA	GD	W	L	T	GF	GA	W	L	T	GF	GA		L	T	GF	GA	W	L	T	GF	GA	W	L	T	GF	GA	
Chicago	30	15	7	8	53	53	43	10	10	1	4	31	12	5	6	4	22	31		4	3	23	5	6	4	22	31		4	3	23	5	6	
New England	30	12	9	9	45	55	47	8	7	4	4	32	23	5	5	5	23	24		4	3	23	5	5	5	23	24		4	3	23	5	5	
MetroStars	30	11	10	9	42	40	40	0	5	6	4	17	19	6	4	5	23	21		6	3	18	4	8	3	18	22		6	3	18	4	8	
D.C. United	30	10	11	9	39	38	36	2	6	3	6	20	14	4	8	3	18	22		3	6	20	14	4	8	3	18	22		3	6	20	14	4
Columbus	30	10	12	8	38	44	44	0	6	3	6	24	15	4	9	2	20	29		3	6	24	15	4	9	2	20	29		3	6	24	15	4
WESTERN CONFERENCE																																		
	GP	W	L	T	PTS	GF	GA	GD	W	L	T	GF	GA	W	L	T	GF	GA		L	T	GF	GA	W	L	T	GF	GA	W	L	T	GF	GA	
San Jose	30	14	7	9	51	45	35	10	7	4	4	22	19	7	3	5	23	16		4	3	25	3	6	6	16	19		4	3	25	3	6	
Kansas City	30	11	10	9	42	48	44	4	8	4	3	32	25	3	6	6	16	19		4	3	25	3	6	6	16	19		4	3	25	3	6	
Colorado	30	11	12	7	40	40	45	-5	8	2	5	21	13	3	10	2	19	32		5	2	19	3	10	2	19	32		5	2	19	3	10	
Los Angeles	30	9	12	9	36	35	35	0	9	3	3	25	14	0	9	6	10	21		3	3	25	14	0	9	6	10	21		3	3	25	14	0
Dallas	30	6	19	5	23	35	64	-29	5	8	2	24	31	1	11	3	11	33		8	2	24	31	1	11	3	11	33		8	2	24	31	1



2002 DALLAS BURN STATISTICS



RECORD
12-9-7, 43 pts

HEAD COACH
Mike Jeffries: 22-20-12

PLAYOFFS
1-1-1

MLS HONORS
Chad Deering, Ryan Suarez: MLS All-Star
Jason Kreis: MLS All-Star Reserve, MLS Player of the Week (7)
Joselito Vaca: MLS All-Star Reserve, Commissioner's Pick
Oscar Pareja: MLS Best XI
Bobby Rhine: MLS Player of the Week (12)
Antonio Martinez: MLS Player of the Week (22)

#	POS	PLAYER	GP	GS	MIN	G	A	SHT	SOG	FC	FS	OFF	CK	C	E
9	F	JASON KREIS	27	26	2303	13	4	81	38	54	36	15	16	5	0
19	F	BOBBY RHINE	27	19	1686	7	6	44	19	26	44	19	0	2	0
11	M	ANTONIO MARTINEZ	26	19	1774	4	10	24	9	25	32	8	62	1	1
20	F	RONALD CERRITOS	23	11	1209	4	6	40	25	17	16	23	0	0	0
17	M-D	JORGE RODRIGUEZ	22	17	1693	4	2	30	13	39	11	0	14	4	1
6	D	STEVE MORROW	24	24	2199	3	0	12	6	26	14	0	0	3	0
26	M	RONNIE O'BRIEN	11	4	506	2	2	15	10	13	11	0	4	2	0
7	F	EDDIE JOHNSON	11	2	326	2	1	11	4	7	5	6	0	0	0
10	M	JOSELITO VACA	25	23	2005	1	9	44	20	26	29	8	7	7	0
11	M	OSCAR PAREJA	24	23	2000	1	6	31	15	64	58	5	8	7	0
15	M	CHAD DEERING	27	22	2168	1	4	24	4	36	23	0	60	5	0
3	D	RYAN SUAREZ	24	24	2061	1	2	19	10	52	45	2	0	6	1
4	M	PAUL BROOME	25	25	2315	0	4	4	3	30	38	0	0	7	1
21	F	HAMISI AMANI-DOVE	6	0	101	0	1	6	1	4	4	2	0	1	0
13	M	CARL BUSSEY	9	1	184	0	1	3	1	5	7	2	0	0	0
16	M-D	MATT BEHNCKE	3	2	190	0	0	1	1	7	5	0	0	1	0
30	M-D	TENYWA BONSEU	27	27	2370	0	0	6	2	29	17	0	0	4	0
22	GK	D.J. COUNTESS	1	1	100	0	0	0	0	0	0	0	0	0	0
18	D	RICHARD FARRER	8	7	508	0	0	4	1	2	3	1	0	1	0
22	GK	MATT JORDAN	27	27	2511	0	0	0	0	0	5	0	0	0	0
14	D	LEE MORRISON	3	1	103	0	0	1	0	3	0	0	0	0	0
24	M	PERCY OLIVARES	6	2	251	0	0	3	0	4	7	0	0	1	0
12	M	JORDAN STONE	4	1	91	0	0	0	0	1	1	0	0	0	0
2	D	CHRIS GBANDI	0	0	0	0	0	0	0	0	0	0	0	0	0
30	GK	BRYHEEM HANCOCK	0	0	0	0	0	0	0	0	0	0	0	0	0
30	GK	JOSH LYNK	0	0	0	0	0	0	0	0	0	0	0	0	0
30	GK	GREG SUTTON	0	0	0	0	0	0	0	0	0	0	0	0	0
30	GK	SCOTT VALLOW (DAL)	0	0	0	0	0	0	0	0	0	0	0	0	0
OWN-GOALS RECEIVED						1									
TEAM TOTALS			28	28	2609	44	58	403	182	470	411	91	171	57	4
OPPONENT TOTALS			28	28	2609	43	61	417	165	430	457	51	161	58	3

GAME-WINNING GOALS: JASON KREIS 5, BOBBY RHINE 3, JORGE RODRIGUEZ 1, RONNIE O'BRIEN 1, ANTONIO MARTINEZ 1, EDDIE JOHNSON 1.
GAME-WINNING ASSISTS: JOSELITO VACA 4, OSCAR PAREJA 4, RONALD CERRITOS 3, ANTONIO MARTINEZ 2, JASON KREIS 2, CHAD DEERING 2, THREE PLAYERS TIED WITH 1.
PENALTY KICK GOALS/ATTEMPTS: JORGE RODRIGUEZ 3-3.

DALLAS BURN INDIVIDUAL GOALKEEPING															
#	POS	GOALKEEPER	GP	GS	MIN	SHTS	SV	GA	GAA	PG	PA	W	L	T	SO
22	GK	D.J. COUNTESS	1	1	100	7	6	1	0.90	0	0	0	0	1	0
22	GK	MATT JORDAN	27	27	2511	158	109	42	1.51	5	6	12	9	6	3
TEAM TOTALS			28	28	2609	165	115	43	1.48	5	6	12	9	7	3
OPPONENT TOTALS			28	28	2609	182	130	44	1.52	3	3	9	12	7	5

2002 REGULAR SEASON GAME-BY-GAME

DATE	OPPONENT	RESULT	ATT.	W-L-T	NOTES:
03/23/02	San Jose	L 0-2	15,214	0-1-0	SJ: DeRosario (11), Donovan (46)
04/06/02	D.C. United	W 2-1	8,565	1-1-0	DAL: Kreis (63), Rodriguez (84) ; DC: Quaranta (61)
04/13/02	@Los Angeles	T 1-1 (OT)	14,127	1-1-1	DAL: Kreis (57) ; LA: Ruiz 85
04/20/02	Los Angeles	T 1-1 (OT)	17,388	1-1-2	DAL: Kreis (62) ; LA: Ruiz 26
04/27/02	Kansas City	T 1-1 (OT)	14,065	1-1-3	DAL: Kreis (52) ; KC: Klein (15)
05/04/02	@MetroStars	W 2-1	15,551	2-1-3	DAL: Suarez (8), Kreis (39) ; NY: Serna (42)
05/11/02	@New England	L 0-2	22,006	2-2-3	NE: Twellman (6, 40)
05/18/02	Colorado	W 3-1	10,592	3-2-3	DAL: Morrow (10, 60), Kreis (54); COL: Spencer (65)
05/25/02	@Columbus	T 1-1 (OT)	13,773	3-2-4	DAL: Deering (99+) ; CLB: Cunningham (66)
06/01/02	@Kansas City	T 2-2 (OT)	7,266	3-2-5	DAL: Kreis (24), Vaca (60) ; KC: Fabbro (54, 70)
06/08/02	Colorado	W 4-1	12,690	4-2-5	DAL: Rhine (4, 17, 74), Kreis (35) ; COL: Chung (95+)
06/15/02	@Chicago	W 3-1	13,117	5-2-5	DAL: Kreis (45, 68), Rhine (74) ; CHI: Wolyniec: (39)
06/22/02	@Los Angeles	L 0-3	14,588	5-3-5	LA: Victorine (58), Lalas (69), Mullan (81)
06/29/02	Columbus	W 1-0 (OT)	16,186	6-3-5	DAL: Kreis (98)
07/04/02	MetroStars	W 2-0	16,055	7-3-5	DAL: Rhine (38), Kreis (83)
07/06/02	@Kansas City	T 1-1 (OT)	7,461	7-3-6	DAL: Cerritos (62) ; KC: McKeon (51)
07/13/02	San Jose	W 2-1	13,035	8-3-6	DAL: Own goal (50), O'Brien (88) ; SJ: DeRosario (92+)
07/20/02	@San Jose	L 0-4	12,616	8-4-6	SJ: Graziani (3), Lagos (28), DeRosario (42), Donovan (88)
07/27/02	@Colorado	T 2-2 (OT)	13,143	8-4-7	DAL: Cerritos (53), Morrow (92+) ; COL: Carrieri 62, Chung (76)
07/31/02	Kansas City	L 0-1	7,959	8-5-7	KC: Armstrong (77)
08/10/02	Chicago	W 3-1	10,505	9-5-7	DAL: Pareja (25), Kreis (89), O'Brien (91+) ; CHI: Stoitchkov: (64)
08/17/02	@MetroStars	W 3-1	12,471	10-5-7	DAL: Cerritos (67), Martinez (76, 86);NY: Paule (48)
08/21/02	@San Jose	L 1-3	9,089	10-6-7	DAL: Rodriguez (43);SJ: Graziani (7), Donovan (33), Corrales (63)
08/24/02	Los Angeles	W 1-0 (OT)	15,883	11-6-7	DAL: Rhine (96)
09/01/02	@Colorado	L 2-3	12,754	11-7-7	DAL: Johnson (34), Martinez (67);COL: Hendersoon (12), Kingsley (21), Carrieri (87)
09/05/02	MetroStars	L 1-3	7,913	11-8-7	DAL: Cerritos (14);NY: Mathis (2), Faria (62, 73)
09/14/02	New England	L 1-2	17,652	11-9-7	DAL: Rodriguez (81);NE: Twellman (35, 64)
09/19/02	@D.C. United	W 4-3 (OT)	13,889	12-9-7	DAL: Rodriguez (35), Martinez (74), Rhine (80), Johnson (96); DC: Convey (48), Zambrano (65), Curtis (92+)

FINAL REGULAR SEASON STANDINGS

OVERALL										HOME					AWAY				
EASTERN CONFERENCE																			
	GP	W	L	T	PTS	GF	GA	GD	W	L	T	GF	GA	W	L	T	GF	GA	
New England	28	12	14	2	38	49	49	0	7	7	0	26	22	5	7	2	23	27	
Columbus	28	11	12	5	38	44	43	1	6	4	4	17	15	5	8	1	27	28	
Chicago	28	11	13	4	37	43	38	5	5	5	4	23	19	6	8	0	20	19	
MetroStars	28	11	15	2	35	41	47	-6	4	8	2	21	22	7	7	0	20	25	
D.C. United	28	9	14	5	32	31	40	-9	8	4	2	25	20	1	10	3	6	20	
WESTERN CONFERENCE																			
	GP	W	L	T	PTS	GF	GA	GD	W	L	T	GF	GA	W	L	T	GF	GA	
Los Angeles	28	16	9	3	51	44	33	11	11	1	2	27	10	5	8	1	17	23	
San Jose	28	14	11	3	45	45	35	10	12	1	1	33	12	2	10	2	12	23	
Dallas	28	12	9	7	43	44	43	1	8	4	2	22	15	4	5	5	22	28	
Colorado	28	13	11	4	43	43	48	-5	9	3	2	30	19	4	8	2	13	29	
Kansas City	28	9	10	9	36	37	45	-8	7	4	3	22	21	2	6	6	15	24	

* = PLAYED WITH OTHER TEAMS IN 2002. ONLY DALLAS BURN STATISTICS LISTED HERE.



2001 DALLAS BURN STATISTICS



#	POS	PLAYER	GP	GS	MIN	G	A	SHT	SOG	FC	FS	OFF	CK	C	E
20	F	ARIEL GRAZIANI	25	24	2208	11	8	83	40	39	41	37	21	6	0
9	F	JASON KREIS	25	25	2175	7	10	77	32	31	38	15	46	2	0
17	M-D	JORGE RODRIGUEZ	24	24	2232	6	4	35	17	35	18	0	0	5	0
19	F	BOBBY RHINE	18	10	972	5	7	37	24	24	20	11	3	2	0
8	M	OSCAR PAREJA	24	24	2113	2	12	42	16	59	56	3	7	6	0
15	M	CHAD DEERING	25	25	2317	2	4	30	12	47	22	0	37	5	0
10	M	JOSELITO VACA	21	17	1461	2	4	25	9	23	24	5	2	1	0
18	D	RICHARD FARRER	25	24	2108	2	3	5	3	28	16	2	1	6	0
3	D	RYAN SUAREZ	20	19	1666	2	3	11	5	34	23	3	0	6	0
17	F	ALEKSEY KOROL	15	3	372	2	1	12	6	12	2	1	1	1	0
7	F	EDDIE JOHNSON	10	1	263	2	0	10	4	7	3	1	0	0	0
11	M	ANTONIO MARTINEZ	17	10	1011	1	9	9	4	15	17	8	27	1	0
4	M	PAUL BROOME	22	16	1513	1	2	2	2	30	18	0	1	4	0
5	D	LUBOS KUBIK	11	11	998	1	2	12	5	12	6	0	1	0	1
2	D	ERIC DADE	21	20	1639	0	1	8	1	38	16	1	0	6	0
12	M	MILES JOSEPH	9	3	389	0	1	8	3	9	5	0	2	2	0
24	M	JOHN DEBRITO (DAL)	0	0	0	0	0	0	0	0	0	0	0	0	0
14	M-F	TED ECK	9	3	323	0	0	2	2	14	2	0	0	1	1
24	M-F	JUSTIN EVANS (TOT)	15	3	622	0	0	0	0	17	6	0	0	3	1
24	M-F	JUSTIN EVANS (DAL)	9	1	300	0	0	0	0	6	5	0	0	2	1
1	GK	MATT JORDAN	26	26	2388	0	0	0	0	1	2	0	0	1	0
25	D	JOSUE MAYARD	3	0	27	0	0	1	0	1	0	0	0	0	0
22	GK	CHRIS SNITKO	1	0	24	0	0	0	0	0	0	0	0	0	0
21	F	HAMISI AMANI-DOVE	0	0	0	0	0	0	0	0	0	0	0	0	0
26	GK	COLE BURGMAN	0	0	0	0	0	0	0	0	0	0	0	0	0
26	GK	JON BUSCH	0	0	0	0	0	0	0	0	0	0	0	0	0
22	GK	ALEX DEEGAN (DAL)	0	0	0	0	0	0	0	0	0	0	0	0	0
26	GK	MATT NAPOLEON (DAL)	0	0	0	0	0	0	0	0	0	0	0	0	0
26	GK	ERIC POGUE	0	0	0	0	0	0	0	0	0	0	0	0	0
26	GK	DAN POPIK	0	0	0	0	0	0	0	0	0	0	0	0	0
13	M	MIGUEL SAAVEDRA	0	0	0	0	0	0	0	0	0	0	0	0	0
26	GK	ADAM THROOP (DAL)	0	0	0	0	0	0	0	0	0	0	0	0	0
OWN-GOALS RECEIVED						2									
TEAM TOTALS			26	26	2412	48	71	409	185	465	334	87	149	57	3
OPPONENT TOTALS			26	26	2412	47	58	314	140	350	452	60	142	47	3

GAME-WINNING GOALS: JORGE RODRIGUEZ 2, JASON KREIS 2, ARIEL GRAZIANI 2, JOSELITO VACA 1, RYAN SUAREZ 1, BOBBY RHINE 1.
GAME-WINNING ASSISTS: OSCAR PAREJA 4, BOBBY RHINE 2, ANTONIO MARTINEZ 2, CHAD DEERING 2, JASON KREIS 1, PAUL BROOME 1.
PENALTY KICK GOALS/ATTEMPTS: JORGE RODRIGUEZ 3-3.

DALLAS BURN INDIVIDUAL GOALKEEPING															
#	POS	GOALKEEPER	GP	GS	MIN	SHTS	SV	GA	GAA	PG	PA	W	L	T	SO
1	GK	MATT JORDAN	26	26	2388	138	91	45	1.70	2	6	10	11	5	9
22	GK	CHRIS SNITKO	1	0	24	2	0	2	7.50	0	0	0	0	0	0
TEAM TOTALS			26	26	2412	140	91	47	1.75	2	6	10	11	5	9
OPPONENT TOTALS			26	26	2412	185	131	48	1.79	3	3	11	10	5	5

* = PLAYED WITH OTHER TEAMS IN 2001. ONLY DALLAS BURN STATISTICS LISTED HERE.

2001 REGULAR SEASON GAME-BY-GAME

DATE	OPPONENT	RESULT	ATT.	W-L-T	NOTES:
04/07/01	Tampa Bay	L 2-4	15,124	0-1-0	DAL: Rodriguez (16, 26);TB: Ralston (14), Addo (21),
04/14/01	@San Jose	W 1-0	13,919	1-1-0	DAL: Rhine (19)
04/21/01	Chicago	W3-2 (OT)	9,785	2-1-0	DAL: Rhine (82), Kreis (91) Graziani (96); CHI: Bocanegra (42), Beasley (81)
04/28/01	@MetroStars	L 2-3	17,543	2-2-0	DAL: Farrer (71), Rodriguez (93+); NY: Villegas (22), Chung (32) Mathis (60)
05/05/01	Colorado	L 0-1	14,504	2-3-0	COL: Bravo (87)
05/12/01	Columbus	W 4-0	14,087	3-3-0	DAL: Rodriguez (46+), Kreis (58), Farrer (77), Graziani (82)
05/19/01	@Los Angeles	T 0-0 (OT)	15,881	3-3-1	None
05/23/01	San Jose	L 0-2	7,505	3-4-1	SJ: Cerritos (15), DeRosario (92+)
06/02/01	Miami	L 2-6	10,049	3-5-1	DAL: Rhine (8), Graziani (79);MIA: Marshall (2), Serna (25, 84, 87), Chacon (34), Mastroeni (52)
06/06/01	@Tampa Bay	W 1-0	5,834	4-5-1	DAL: Kreis (15)
06/09/01	D.C. United	W 3-0	11,114	5-5-1	DAL: Suarez (17), Rhine (29), Martinez (73)
06/16/01	@Colorado	W 6-3	12,652	6-5-1	DAL: Own goal (6, 56), Suarez (29), Vaca (35), Broome (83),
06/23/01	Columbus	L 1-2	10,940	6-6-1	DAL: Graziani (19);CLB: Lapper (30), West (54)
06/30/01	Los Angeles	T 0-0 (OT)	16,104	6-6-2	None
07/04/01	New England	T 1-1 (OT)	21,343	6-6-3	DAL: Johnson (95+);NE: Cate (29)
07/07/01	@Columbus	T 2-2 (OT)	18,937	6-6-4	DAL: Deering (75), Kreis (82);CLB: Perez (81), Buddle (90)
07/14/01	@Kansas City	L 2-3	8,031	6-7-4	DAL: Pareja (21), Graziani (53);TB: Lassiter (73, 75), Lowe (89)
07/18/01	Tampa Bay	W 3-0	7,119	7-7-4	DAL: Kreis (36), Graziani (49), Rodriguez (53)
07/21/01	@Chicago	L 1-2 (OT)	20,357	7-8-4	DAL: Graziani (11);CHI: Stoitichov (77), Wynalda (99)
08/04/01	@New England	L 1-5	10,326	7-9-4	DAL: Korol (86);NE: Sunsing (9), Chronopolous (49, 81), Okah (76), Cate (76)
08/11/01	MetroStars	W 3-0	11,877	8-9-4	DAL: Vaca (25), Kreis (34), Johnson (74)
08/15/01	@Columbus	L 0-3	19,008	8-10-4	CLB: Maisonneuve (18), Washington (75), Perez (91+)
08/18/01	@Miami	L 2-4	9,750	8-11-4	DAL: Kreis (23), Deering (56); MIA:Chacon (36,78), Preki (51), Henderson (90)
08/25/01	Kansas City	W 3-0	13,914	9-11-4	DAL: Graziani (7, 57), Kubik (37)
08/29/01	@Tampa Bay	W3-2 (OT)	4,286	10-11-4	DAL: Pareja (25), Graziani (67), Rodriguez (97); TB: Ralston (8), Barclay (89)
09/08/01	@Chicago	T 2-2 (OT)	24,866	10-11-5	DAL: Rhine (86), Graziani (91+);CHI: Gutierrez (68), Nowak (81)

FINAL REGULAR SEASON STANDINGS

OVERALL										HOME					AWAY				
EASTERN CONFERENCE																			
	GP	W	L	T	PTS	GF	GA	GD	W	L	T	GF	GA	W	L	T	GF	GA	
Miami	26	16	5	5	53	57	36	21	10	2	2	34	22	6	3	3	23	14	
MetroStars	26	13	10	3	42	38	35	3	9	3	1	23	14	4	7	2	15	21	
New England	27	7	14	6	27	35	52	-17	6	5	2	25	25	1	9	4	10	27	
D.C. United	26	8	16	2	26	42	50	-8	6	4	2	26	19	2	12	0	16	31	
CENTRAL CONFERENCE																			
	GP	W	L	T	PTS	GF	GA	GD	W	L	T	GF	GA	W	L	T	GF	GA	
Chicago	27	16	6	5	53	50	30	20	9	2	3	26	14	7	4	2	24	16	
Columbus	26	13	7	6	45	49	36	13	7	1	5	29	15	6	6	1	20	21	
Dallas	26	10	11	5	35	48	47	1	6	5	2	25	18	4	6	3	23	29	
Tampa Bay	27	4	21	2	14	32	68	-36	2	10	2	18	28	2	11	0	14	40	
WESTERN CONFERENCE																			
	GP	W	L	T	PTS	GF	GA	GD	W	L	T	GF	GA	W	L	T	GF	GA	
Los Angeles	26	14	7	5	47	52	36	6	9	3	1	26	12	5	4	4	26	24	
San Jose	26	13	7	6	45	47	29	18	8	2	3	28	12	5	5	3	19	17	
Kansas City	27	11	13	3	36	33	53	-20	8	4	1	19	21	3	9	2	14	32	
Colorado	26	5	13	8	23	36	47	-11	3	6	4	18	22	2	7	4	18	25	



2000 DALLAS BURN STATISTICS



RECORD
14-14-4, 46 pts

HEAD COACH
Dave Dir: 81-75-4

PLAYOFFS
0-2-0

MLS HONORS
Jason Kreis: MLS All-Star
Ariel Graziani: MLS All-Star, MLS
Player of the Week (Weeks 1,16)

#	POS	PLAYER	GP	GS	MIN	G	A	SHT	SOG	FC	FS	OFF	CK	C	E
20	F	ARIEL GRAZIANI	24	24	2138	15	3	74	45	58	62	37	7	6	1
9	F	JASON KREIS	27	27	2409	11	13	82	41	61	51	14	5	4	0
16	F	ALEKSEY KOROL	21	11	1024	5	3	30	17	18	12	10	3	0	0
17	M-D	JORGE RODRIGUEZ	25	22	2066	4	6	17	8	22	16	0	2	3	1
2	D	ERIC DADE	31	30	2666	4	2	12	9	57	24	1	0	3	0
8	M	OSCAR PAREJA	29	27	2354	3	10	37	15	58	77	3	24	6	0
41	M-F	TED ECK	29	22	1918	3	2	16	7	45	46	0	1	5	0
15	M	CHAD DEERING	29	24	2195	2	9	34	16	43	29	4	63	8	0
6	M	LAZO ALAVANJA	24	15	1440	2	5	16	5	32	23	0	15	4	0
11	M	ANTONIO MARTINEZ	15	3	531	2	3	9	5	12	14	5	12	1	0
19	F	BOBBY RHINE	23	17	1384	1	6	27	14	23	28	13	5	0	0
7	M	MARK SANTEL	25	18	1744	1	4	13	7	23	27	8	5	0	0
5	M	*ESMUNDO RODRIGUEZ	3	1	84	1	0	1	1	0	2	1	0	0	0
4	M	PAUL BROOME	20	12	1112	0	7	6	2	18	23	4	1	5	0
23	M	SERGI DANIV	18	16	1319	0	2	15	5	30	33	3	0	4	2
10	D	RICARDO IRIBARREN	22	21	1675	0	2	1	1	53	14	0	0	10	0
18	D	RICHARD FARRER	28	20	2095	0	1	0	0	17	19	0	0	2	0
22	GK	MATT JORDAN	31	31	2830	0	1	0	0	2	7	0	0	0	0
14	F	*MIKE BURKE	2	0	41	0	0	1	1	1	0	0	0	0	0
13	M	BRIAN HAYNES	1	0	23	0	0	1	0	1	0	0	0	0	0
21	GK	JOHANN NOETZEL	1	1	90	0	0	0	0	0	0	0	0	0	0
12	D	BRANDON POLLARD	15	9	828	0	0	0	0	14	13	0	0	1	0
24	M-F	ANGEL RIVILLO	1	0	19	0	0	0	0	0	0	0	0	0	0
5	M	KIRK WILSON	1	1	45	0	0	0	0	0	1	0	0	0	0
3	M-F	STEVE BERNAL	0	0	0	0	0	0	0	0	0	0	0	0	0
TEAM TOTALS			32	32	2920	54	79	392	199	588	521	103	143	62	4
OPPONENT TOTALS			32	32	2920	54	65	419	196	536	571	86	177	62	4

GAME-WINNING GOALS: JASON KREIS 4, ALEKSEY KOROL 2, ARIEL GRAZIANI 2, ERIC DADE 2, JORGE RODRIGUEZ 1, ANTONIO MARTINEZ 1, TED ECK 1, CHAD DEERING 1.

GAME-WINNING ASSISTS: OSCAR PAREJA 4, JASON KREIS 4, BOBBY RHINE 3, MARK SANTEL 2, ARIEL GRAZIANI 2, CHAD DEERING 2, FOUR PLAYERS TIED WITH 1.

PENALTY KICK GOALS/ATTEMPTS: JORGE RODRIGUEZ 1-1

DALLAS BURN INDIVIDUAL GOALKEEPING

#	POS	GOALKEEPER	GP	GS	MIN	SHTS	SV	GA	GAA	PG	PA	W	L	T	SO
21	GK	JOHANN NOETZEL	1	1	90	8	7	1	1.00	0	0	1	0	0	0
22	GK	MATT JORDAN	31	31	2830	188	124	53	1.69	4	5	13	14	4	7
TEAM TOTALS			32	32	2920	196	131	54	1.66	4	5	14	14	4	7
OPPONENT TOTALS			32	32	2920	199	127	54	1.66	1	1	14	14	4	6

2000 REGULAR SEASON GAME-BY-GAME

DATE	OPPONENT	RESULT	ATT.	W-L-T	NOTES:
03/18/00	Chicago	W 4-2	12,891	1-0-0	DAL: Kreis (28); Graziani (55); Dade (79); Graziani (85); CHI: Stoitchov (14, 42)
03/25/00	Colorado	L 0-1	13,119	1-1-0	COL: Balboa (80)
04/01/00	Tampa Bay	W 1-0	11,491	2-1-0	DAL: Kreis (69)
04/08/00	New England	W 2-1	14,758	3-1-0	DAL: Graziani (38), Kreis (74);NE: Torres (42)
04/15/00	@Los Angeles	L 1-2	16,241	3-2-0	DAL: Graziani (83);LA: Caligiuri (17), Mathis (67)
04/22/00	@San Jose	L 0-5	8,871	3-3-0	SJ: Cerritos (10, 36), Brose (14), Conteh (40, 70)
04/29/00	Columbus	W 2-1	15,277	4-3-0	DAL: Pareja (13), Graziani (37);CLB: Washington (24)
05/06/00	@Tampa Bay	L 1-3	7,051	4-4-0	DAL: Graziani (14);TB: Diallo (45, 84) Anderson (90)
05/13/00	Los Angeles	T 1-1 (OT)	20,417	4-4-1	DAL: Kreis (46+);LA: Caligiuri (55)
05/20/00	@Columbus	L 1-2	13,548	4-5-1	DAL: Kreis (71);CLB: Washington (10) West (61)
05/24/00	@Chicago	L 3-4	5,330	4-6-1	DAL: J.Rodriguez (37), Kreis (57), Deering (63); CHI: OG (51), Rasov (79, 91+), Kovalenko (89)
05/27/00	@D.C. United	L 2-3	18,120	4-7-1	DAL: Kreis (13), Kreis (47);DC: Albright (11), Llamosa (22), Own goal (75)
06/03/00	Tampa Bay	L 2-3	7,099	4-8-1	DAL: Dade (8), J.Rodriguez (85); TB: Diallo (5, 29), Valderrama (71)
06/07/00	Columbus	W 3-2	7,815	5-8-1	DAL: Alavanja (11), Eck (83), Korol (89);CLB: West (18), Perez (43)
06/10/00	@Columbus	T 1-1 (OT)	14,925	5-8-2	DAL: Korol (4);CLB: Farrell (72)
06/17/00	Kansas City	W 4-1	7,912	6-8-2	DAL: Graziani (15), Kreis (66), Graziani (82), Santel (90);KC: McKeon (45)
06/21/00	@Kansas City	T 0-0 (OT)	5,675	6-8-3	None
06/24/00	@D.C. United	L 0-2	17,186	6-9-3	DC: Albright (65), Diaz Arce (90)
06/28/00	@Colorado	L 0-1	4,640	6-10-3	COL: Vermillion (55)
07/01/00	Los Angeles	W 4-2	19,644	7-10-3	DAL: Graziani (26), Graziani (38), Eck (49), Kreis (81); LA: Hernandez (83), Vanney (93+)
07/05/00	@MetroStars	L 1-2	9,193	7-11-3	DAL: Eck (24); NY: Mathis (31), Walsh (59)
07/08/00	D.C. United	W 3-0	9,394	8-11-3	DAL: Dade (13), Alavanja (36), Graziani (78)
07/15/00	@Miami	W 3-0	6,387	9-11-3	DAL: Graziani (24, 44), Dade (56)
07/19/00	Miami	T 1-1 (OT)	6,974	9-11-4	DAL: E.Rodriguez (21);MIA: McKinley (39)
08/02/00	@New England	W 2-1	13,910	10-11-4	DAL: Rhine (21), Kreis (87);NE: Harris (87)
08/05/00	@Tampa Bay	L 1-2	10,327	10-12-4	DAL: Korol (90+);TB: Lagos (20, 47)
08/12/00	D.C. United	W 1-0	10,204	11-12-4	DAL: Martinez (87)
08/16/00	Chicago	W 3-0	4,869	12-12-4	DAL: Korol (25); Korol (67); Pareja (82)
08/26/00	MetroStars	L 4-6	12,940	12-13-4	DAL: Graziani (26), J.Rodriguez (46+), Pareja (54), Martinez (64); NY: Mathis (3, 26, 40, 68, 83), Valencia (88)
08/30/00	@Chicago	L 0-4	8,256	12-14-4	CHI: Wolff (18, 59), Beasley (71, 77)
09/06/00	@Los Angeles	W 1-0	11,744	13-14-4	DAL: J.Rodriguez (37)
09/09/00	San Jose	W 2-1	14,833	14-14-4	DAL: Graziani (44), Deering (89);SJ:Solis (59)

FINAL REGULAR SEASON STANDINGS

OVERALL										HOME										AWAY									
EASTERN CONFERENCE																													
	GP	W	L	T	PTS	GF	GA	GD	W	L	T	GF	GA	W	L	T	GF	GA		L	T	GF	GA		L	T	GF	GA	
MetroStars	32	17	12	3	54	64	56	8	9	4	3	32	24	8	8	0	32	32		8	0	32	32		8	0	32	32	
New England	32	13	13	6	45	47	49	-2	9	4	3	27	20	4	9	3	20	29		9	3	20	29		9	3	20	29	
Miami	32	12	15	5	41	54	56	-2	8	5	3	31	26	4	10	2	23	30		10	2	23	30		10	2	23	30	
D.C. United	32	8	18	6	30	44	63	-19	6	7	3	25	31	2	11	3	19	32		11	3	19	32		11	3	19	32	
CENTRAL CONFERENCE																													
	GP	W	L	T	PTS	GF	GA	GD	W	L	T	GF	GA	W	L	T	GF	GA		L	T	GF	GA		L	T	GF	GA	
Chicago	32	17	9	6	57	67	51	16	13	2	1	40	18	4	7	5	27	33		7	5	27	33		7	5	27	33	
Tampa Bay	32	16	12	4	52	62	50	12	10	4	2	38	23	6	8	2	24	27		8	2	24	27		8	2	24	27	
Dallas	32	14	14	4	46	54	54	0	11	3	2	37	22	3	11	2	17	32		11	2	17	32		11	2	17	32	
Columbus	32	11	16	5	38	48	58	-10	7	6	3	29	25	4	10	2	19	33		10	2	19	33		10	2	19	33	
WESTERN CONFERENCE																													
	GP	W	L	T	PTS	GF	GA	GD	W	L	T	GF	GA	W	L	T	GF	GA		L	T	GF	GA		L	T	GF	GA	
Kansas City	32	16	7	9	57	47	29	18	11	4	1	27	14	5	3	8	20	15		3	8	20	15		3	8	20	15	
Los Angeles	32	14	10	8	50	47	37	10	8	3	5	20	15	6	7	3	27	22		7	3	27	22		7	3	27	22	
Colorado	32	13	15	4	43	43	59	-16	8	5	3	19	21	5	10	1	24	38		5	1	24	38		5	1	24	38	
San Jose	32	7	17	8	29	35	50	-15	5	6	5	26	22	2	11	3	9	28		6	3	9	28		6	3	9	28	

* = PLAYED WITH OTHER TEAMS IN 2000. ONLY DALLAS BURN STATISTICS LISTED HERE.



1999 DALLAS BURN STATISTICS



RECORD
19-13-0, 51 pts

HEAD COACH
Dave Dir: 67-61-0

PLAYOFFS
3-3-0

MLS HONORS
Jason Kreis: MLS All-Star, MLS Best XI, MLS Scoring Champion (18 Goals, 15 Assists), Player of the Month (June), Player of the Week (Weeks, 1, 5, 12, 17, 29, 30)
Matt Jordan: MLS All-Star, Player of the Week (Week 4)
Ariel Graziani: MLS Player of the Week (Weeks 23)

#	POS	PLAYER	GP	GS	MIN	G	A	SHT	SOG	FC	FS	OFF	CK	C	E
9	F	JASON KREIS	32	32	2815	18	15	114	57	49	58	29	79	5	0
15	M	CHAD DEERING	25	22	1936	4	7	39	22	39	24	0	11	2	0
11	M	OSCAR PAREJA	27	25	1954	4	6	32	17	37	59	7	37	3	0
10	F	DANTE WASHINGTON	21	10	989	4	4	36	18	20	21	15	0	0	0
41	M/F	TED ECK	31	25	2290	4	3	27	13	35	42	0	1	4	0
*20	F	ARIEL GRAZIANI (DAL)	8	8	692	4	1	23	12	11	17	12	0	1	0
17	M/D	JORGE RODRIGUEZ	30	28	2538	3	3	20	10	33	28	3	4	3	0
11	F	JOHN JAIRO TRELLEZ	17	9	792	3	2	16	7	10	16	15	1	0	0
18	D	RICHARD FARRER	30	29	2608	2	1	7	4	14	16	0	0	1	1
19	F	BOBBY RHINE	16	4	488	2	1	4	2	4	7	11	0	0	0
7	M	MARK SANTEL	26	22	1779	1	6	13	9	19	23	11	6	1	0
4	M	PAUL BROOME	13	5	627	1	2	12	8	10	15	4	0	2	0
13	M	BRIAN HAYNES	18	3	532	1	2	6	1	10	8	0	8	1	1
16	M	TEMOC SUAREZ	17	11	944	1	1	11	5	15	16	2	10	4	0
20	F	*MICKEY TROTMAN	4	3	230	1	1	13	5	8	9	4	1	0	0
14	M	*LEONEL ALVAREZ	21	20	1794	0	6	14	6	36	22	1	0	3	1
23	M	SERGI DANIV	13	12	1015	0	2	16	8	26	15	0	1	4	0
12	D	BRANDON POLLARD	31	31	2790	0	2	5	0	40	34	1	0	5	0
22	GK	MATT JORDAN	29	29	2584	0	1	0	0	1	3	0	0	1	1
21	M	LAZO ALAVANJA	1	0	45	0	0	1	0	0	0	0	0	0	0
2	D	ERIC DADE	24	19	1630	0	0	1	0	26	11	0	0	5	1
1	GK	MARK DODD	6	3	296	0	0	0	0	0	0	0	0	0	0
5	M	KIRK WILSON	5	2	222	0	0	3	1	5	2	0	0	0	0
6	F	GABE JONES	0	0	0	0	0	0	0	0	0	0	0	0	0
24	D	ANDREW PARRISH	0	0	0	0	0	0	0	0	0	0	0	0	0
25	GK	MIGUEL PINEDA	0	0	0	0	0	0	0	0	0	0	0	0	0
24	GK	SCOTT VALLOW	0	0	0	0	0	0	0	0	0	0	0	0	0
OWN-GOALS RECEIVED						1									
TEAM TOTALS			32	32	2880	54	66	413	205	448	446	115	159	45	5
OPPONENT TOTALS			32	32	2880	35	44	436	195	466	423	52	197	44	5

GAME-WINNING GOALS: JASON KREIS 6, JORGE RODRIGUEZ 2, OSCAR PAREJA 2, ARIEL GRAZIANI 2, FOUR PLAYERS TIED WITH 1.
GAME-WINNING ASSISTS: JASON KREIS 7, TED ECK 3, LEONEL ALVAREZ 3, MARK SANTEL 2, OSCAR PAREJA 2, EIGHT PLAYERS TIED WITH 1.
PENALTY KICK GOALS/ATTEMPTS: JASON KREIS 1-2, OSCAR PAREJA 1-1.

DALLAS BURN INDIVIDUAL GOALKEEPING															
#	POS	GOALKEEPER	GP	GS	MIN	SHTS	SV	GA	GAA	PG	PA	W	L	T	SO
22	GK	MATT JORDAN	29	29	2584	172	133	31	1.08	0	2	17	11	0	11
1	GK	MARK DODD	6	3	296	23	18	4	1.22	0	0	2	2	0	1
TEAM TOTALS			32	32	2880	195	151	35	1.09	0	2	19	13	0	12
OPPONENT TOTALS			32	32	2880	205	141	54	1.69	2	3	13	19	0	5

1999 REGULAR SEASON GAME-BY-GAME

DATE	OPPONENT	RESULT	ATT.	W-L-T	NOTES:
03/20/99	Kansas City	W 4-0	17,112	1-0-0	DAL: Trotman(53); Kreis (55); Kreis (80); Kreis (84)
03/28/99	@Los Angeles	L 0-0 (2-3)	27,034	1-1-0	--
04/10/99	@Chicago	W 0-0 (3-1)	27,311	2-1-0	--
04/15/99	@Miami	L 1-1 (0-3)	7,013	2-2-0	DAL: Washington (58);MIA: Serna (74)
04/18/99	Tampa Bay	W 2-1	13,697	3-2-0	DAL: Kreis (39); Kreis (90);TB: Shannon (87)
04/24/99	Columbus	W 2-0	12,241	4-2-0	DAL: Pareja (4); Kreis (39)
04/30/99	@San Jose	L 1-1 (2-3)	10,071	4-3-0	DAL: Suarez (7); SJ: Cerritos (14)
05/08/99	Colorado	L 1-1 (1-2)	10,550	4-4-0	DAL: Kreis (88); COL: Bravo (80)
05/15/99	San Jose	W 2-1	16,372	5-4-0	DAL: Rhine (9); Rhine (65); SJ: Barrett (10)
05/22/99	@San Jose	L 1-1 (1-3)	12,133	5-5-0	DAL: Kreis (81); SJ: Cerritos (10)
05/26/99	Miami	W 2-1	7,529	6-5-0	DAL: Trellez (34); Rodriguez (85); MIA: Serna (50)
06/05/99	@MetroStars	W 5-2	11,567	7-5-0	DAL: Trellez (31); Santel (39); Kreis (59); Kreis (66), Haynes (78); NY: Kelly (51), Walsh (84)
06/12/99	@Kansas City	L 0-1	9,336	7-6-0	KC: Own goal (61)
06/16/99	D.C. United	W 3-0	8,817	8-6-0	DAL: Washington (69); Deering (75); Washington (79)
06/19/99	@Colorado	L 1-2	11,112	8-7-0	DAL: Eck (24); COL: Bravo (13), Dely Valdes (78)
06/26/99	New England	W 2-0	12,561	9-7-0	DAL: Rodriguez (37); Kreis (90)
07/02/99	@Chicago	L 1-1 (3-4)	12,185	9-8-0	DAL: Pareja (35); CHI: Wolff (65)
07/04/99	Chicago	L 1-2	17,621	9-9-0	DAL: Own Goal (Kotschau) (15); CHI: Razov (4, 35)
07/10/99	Kansas City	W 5-0	7,485	10-9-0	DAL: Kreis (8), Deering (80), Broome (84), Eck (89), Kreis (90)
07/24/99	@Columbus	L 1-4	19,356	10-10-0	DAL: Eck's (90); CLB: Elcock (28), Cunningham (42), John (50), West (71)
07/31/99	Colorado	L 0-2	13,712	10-11-0	COL: Harris (8), Anderson (58)
08/04/99	MetroStars	W 2-0	7,622	11-11-0	DAL: Kreis (71); Trellez (85)
08/14/99	@Los Angeles	L 0-2	14,635	11-12-0	LA: Hendrickson (7), Own goal (58)
08/18/99	@Colorado	W 3-0	5,942	12-12-0	DAL: Graziani (4), Pareja (30), Rodriguez (85)
08/22/99	Chicago	W 3-3 (4-3)	7,237	13-12-0	DAL: Graziani (39), Deering (43), Farrer (55);CHI: Wolff (49, 90) Kovalenko (53)
08/28/99	Los Angeles	W 1-0	14,033	14-12-0	DAL: Graziani (53)
09/04/99	@D.C. United	L 1-4	12,093	14-13-0	DAL: Graziani (28); DC: Moreno (17), Etcheverry (24, 47), Maessner (76)
09/11/99	San Jose	W 1-0	15,584	15-13-0	DAL: Kreis (78)
09/18/99	@Kansas City	W 1-1 (3-0)	6,096	16-13-0	DAL: Eck (75); KC: Lalas (86)
09/24/99	@New England	W 1-0	9,273	17-13-0	DAL: Pareja (70)
10/03/99	Los Angeles	W 4-3	13,208	18-13-0	DAL: Kreis (7), Kreis (64), Deering (73), Farrer (77); LA: Hermosillo (26, 44), OG (30)
10/10/99	@Tampa Bay	W 2-1	13,189	19-13-0	DAL: Washington (16), Kreis (82); TB: Lagos (71)

FINAL REGULAR SEASON STANDINGS

OVERALL										HOME					AWAY				
EASTERN CONFERENCE																			
	GP	W	L	T	PTS	GF	GA	GD	W	L	T	GF	GA	W	L	T	GF	GA	
D.C. United	32	23	9	0	57	65	43	22	10	6	0	32	22	13	3	0	33	21	
Columbus	32	19	13	0	45	48	39	9	10	6	0	29	18	9	7	0	19	21	
Tampa Bay	32	14	18	0	32	51	50	1	6	10	0	25	29	8	8	0	26	21	
Miami	32	13	19	0	29	42	59	-17	10	6	0	26	22	3	13	0	16	37	
New England	32	12	20	0	26	38	53	-15	6	10	0	20	28	6	10	0	18	25	
New York	32	7	25	0	15	32	64	-32	3	13	0	17	30	4	12	0	15	34	
WESTERN CONFERENCE																			
	GP	W	L	T	PTS	GF	GA	GD	W	L	T	GF	GA	W	L	T	GF	GA	
Los Angeles	32	20	12	0	54	49	29	20	12	4	0	24	10	8	8	0	25	19	
Dallas	32	19	13	0	51	54	35	19	13	3	0	35	14	6	10	0	19	21	
Chicago	32	18	14	0	48	51	36	15	10	6	0	26	13	8	8	0	25	23	
Colorado	32	20	12	0	48	38	39	-1	11	5	0	19	15	9	7	0	19	24	
San Jose	32	19	13	0	37	48	49	-1	13	3	0	28	22	6	10	0	20	27	
Kansas City	32	8	24	0	20	33	53	-20	6	10	0	24	21	2	14	0	9	32	

* = PLAYED WITH OTHER TEAMS IN 1999. ONLY DALLAS BURN STATISTICS LISTED HERE.



1998 DALLAS BURN STATISTICS



RECORD
15-17-0, 37 pts

HEAD COACH
Dave Dir: 48-48-0

PLAYOFFS
0-2-0

MLS HONORS
Leon Alvarez: MLS All-Star Reserve

#	POS	PLAYER	GP	GS	MIN	G	A	SHT	SOG	FC	FS	OFF	CK	C	E
9	F	JASON KREIS	30	30	2578	9	8	97	39	33	43	11	68	6	1
10	F	DANTE WASHINGTON	28	21	1852	7	5	51	28	18	27	25	0	1	0
20	F	MICKEY TROTMAN	23	15	1278	5	3	43	17	29	33	18	1	3	0
11	F	*DAMIAN	13	12	893	4	2	31	18	8	34	5	45	3	0
17	M/D	JORGE RODRIGUEZ	30	28	2569	4	2	20	9	29	19	0	4	4	0
15	M	CHAD DEERING	14	13	1114	3	1	16	4	17	11	0	0	1	1
8	F	GERELL ELLIOTT	17	11	1100	3	1	31	19	3	16	3	0	1	0
13	M	BRIAN HAYNES	31	11	1414	3	1	22	12	22	10	5	31	0	0
41	M/F	TED ECK	31	28	2331	2	2	34	10	33	32	1	0	5	1
16	M	TEMOC SUAREZ	20	10	831	1	4	16	7	16	12	3	3	1	0
18	D	RICHARD FARRER	28	24	2119	1	2	11	4	33	13	3	0	3	0
5	M	JORGE FLORES	14	8	777	1	0	11	4	13	7	0	1	4	0
*11	M	OSCAR PAREJA (DAL)	6	4	398	0	2	4	0	5	19	1	1	1	0
14	M	LEONEL ALVAREZ	27	27	2338	0	6	19	6	63	34	2	3	12	2
7	M	MARK SANTEL	21	20	1634	0	4	12	8	28	15	5	1	3	0
66	M	ALAIN SUTTER	4	4	341	0	2	7	2	1	11	0	24	1	0
1	GK	MARK DODD	25	24	2205	0	1	0	0	0	3	0	0	1	0
*6	M	BRIAN BATES (DAL)	4	2	127	0	0	0	0	2	0	0	0	0	0
19	D	CHRIS BROWN	1	0	16	0	0	0	0	0	0	0	0	0	0
2	D	ERIC DADE	20	15	1393	0	0	1	0	11	7	0	0	5	0
22	GK	MATT JORDAN	1	1	45	0	0	0	0	0	1	0	0	0	0
30	GK	GARTH LAGERWEY	8	7	630	0	0	0	0	1	3	0	0	1	0
12	D	BRANDON POLLARD	29	26	2373	0	0	3	2	49	24	0	0	4	0
25	F	JUAN SASTOQUE	3	0	49	0	0	0	0	0	0	1	0	0	0
7	F	DARREN SAWATZKY	1	0	3	0	0	0	0	0	0	0	0	0	0
6	D	*TOM SOEHN	14	11	1020	0	0	2	0	19	9	0	0	3	0
19	F	EDGAR HERNANDEZ	0	0	0	0	0	0	0	0	0	0	0	0	0
15	D	ZION RENFRUM	0	0	0	0	0	0	0	0	0	0	0	0	0
21	D	ANDREW RESTREPO	0	0	0	0	0	0	0	0	0	0	0	0	0
TEAM TOTALS			32	32	2880	43	46	431	189	433	383	83	182	63	6
OPPONENT TOTALS			32	32	2880	59	71	461	227	413	423	84	194	47	3

GAME-WINNING GOALS: JASON KREIS 6, JORGE RODRIGUEZ 2, DANTE WASHINGTON 1, CHAD DEERING 1, DAMIAN 1.
GAME-WINNING ASSISTS: OSCAR PAREJA 2, JASON KREIS 2, LEONEL ALVAREZ 2, SIX PLAYERS WITH 1.
PENALTY KICK GOALS/ATTEMPTS: JASON KREIS 0-1, LEONEL ALVAREZ 0-1, DAMIAN 1-1.

#	POS	GOALKEEPER	GP	GS	MIN	SHTS	SV	GA	GAA	PG	PA	W	L	T	SO
1	GK	MARK DODD	25	24	2205	179	134	42	1.71	3	4	11	13	0	6
30	GK	GARTH LAGERWEY	8	7	630	44	28	14	2.00	1	1	4	3	0	0
22	GK	MATT JORDAN	1	1	45	4	1	3	6.00	0	0	0	1	0	0
TEAM TOTALS			32	32	2880	227	163	59	1.84	4	5	15	17	0	6
OPPONENT TOTALS			32	32	2880	189	131	43	1.34	1	3	17	15	0	6

1998 REGULAR SEASON GAME-BY-GAME

DATE	OPPONENT	RESULT	ATT.	W-L-T	NOTES:
03/21/98	Colorado	W 1-1 (2-1)	11,103	1-0-0	DAL: Washington (37); COL: Bravo (27)
03/29/98	Columbus	W 2-1	10,216	2-0-0	DAL: Elliott (39), Washington (66);CLB: McBride (12)
04/05/98	@San Jose	W 2-2 (3-2)	10,069	3-0-0	DAL: Eck (5); Kreis (48); SJ: Wynalda (13), Mella (83)
04/11/98	@Tampa Bay	L 1-3	11,820	3-1-0	DAL: Flores (57); TB: Gilmar (11), Hejduk (14, 48)
04/18/98	San Jose	L 1-2	12,939	3-2-0	DAL: Elliott (52);SJ: Mella (71), Lozzano (76)
04/25/98	Kansas City	W 3-1	13,134	4-2-0	DAL: Elliott (50), Damian (68), Washington (83);KC: Tinsley (30)
05/06/98	@MetroStars	W 1-0	10,300	5-2-0	DAL: Kreis (19)
05/16/98	Colorado	W 2-1	15,280	6-2-0	DAL: Washington (12); Kreis (62); COL: Harris (86)
05/20/98	Kansas City	L 1-1 (3-4)	9,197	6-3-0	DAL: Trotman (86); KC: Own goal (84)
05/23/98	@Los Angeles	L 1-4	21,173	6-4-0	DAL: Haynes (63) ;LA: Sanchez (4), Mathis (25, 66), Welton (48)
05/31/98	Miami	W 2-0	10,101	7-4-0	DAL: Kreis (37) Washington (82)
06/04/98	Los Angeles	L 1-8	10,047	7-5-0	DAL: Damian (44);LA: Welton (13), Vanney (18), Mathis (45) Hendrickson (47, 81), Karapetyan (82, 85)
06/07/98	@D.C. United	W 4-4 (3-1)	13,454	8-5-0	DAL: Suarez (24), Farrer (38), Damian (56), Trotman (88); DC: Lassiter (19, 70), Etcheverry (31) OG (88)
06/17/98	@Chicago	L 0-1	9,638	8-6-0	CHI: Kubik (64)
06/21/98	Tampa Bay	L 0-1	10,238	8-7-0	TB: Prampin (50)
06/27/98	@New England	W 3-3 (4-2)	18,206	9-7-0	DAL: Kreis (19), Damian (44), Eck (65); NE: Diaz Arce (6), OG (9), Gorter (28)
07/01/98	@Chicago	L 1-4	13,615	9-8-0	DAL: Haynes (14); CHI: Kubik (7), Razov (16), Kozecki (20), Podbrozny (36)
07/04/98	Chicago	L 0-1	12,372	9-9-0	CHI: Kubik (37)
07/11/98	@Kansas City	L 0-2	10,053	9-10-0	KC: Wright (47), Johnson (90)
07/18/98	New England	L 1-3	10,073	9-11-0	DAL: Trotman (32); NE: McKinley (49), Moore (67, 88)
07/25/98	@Columbus	W 2-1	15,628	10-11-0	DAL: Trotman (10), Rodriguez (85); CLB: Yeagley (41)
07/29/98	Los Angeles	W 3-0	9,720	11-11-0	DAL: Kreis (6); Trotman (52); Washington (71)
08/07/98	D.C. United	L 0-1	9,437	11-12-0	DC: Lassiter (57)
08/15/98	@Colorado	W 1-0	8,321	12-12-0	DAL: Deering (57)
08/19/98	@Miami	L 1-2	7,051	12-13-0	DAL: Deering (85); MIA: Valderrama (50), Gutierrez (87)
08/22/98	@San Jose	L 1-1 (0-2)	11,706	12-14-0	DAL: Haynes (76); SJ: Cerritos (32)
08/29/98	MetroStars	W 2-0	11,235	13-14-0	DAL: Kreis (72), Washington (87)
09/02/98	@Los Angeles	L 0-3	9,113	13-15-0	LA: Cienfuegos (29), Hermosillo (54), Jones (70)
09/10/98	Chicago	W 3-2	9,745	14-15-0	DAL: Kreis (7), Washington (83), Rodriguez (90); CHI: Razov (49), Wolff (60)
09/13/98	San Jose	L 1-3	10,325	14-16-0	DAL: Deering (19); SJ: Barrett (25), Draguicevich (67, 73)
09/19/98	@Kansas City	W 1-0	13,146	15-16-0	DAL: Kreis (25)
09/26/98	@Colorado	L 1-3	15,022	15-17-0	DAL: Rodriguez (57); COL: Balboa (2, 16), Waldir (32)

FINAL REGULAR SEASON STANDINGS

OVERALL										HOME								AWAY							
EASTERN CONFERENCE					GP	W	L	T	PTS	GF	GA	GD	W	L	T	GF	GA	W	L	T	GF	GA			
D.C. United	32	24	8	0	58	74	48	26	14	2	0	40	26	10	6	2	34	22	2	34	22				
Columbus	32	15	17	0	45	67	56	11	11	5	0	49	31	4	12	0	18	25	0	18	25				
New York	32	15	17	0	39	54	63	-9	10	6	0	39	33	5	11	0	15	30	0	15	30				
Miami	32	15	17	0	35	46	68	-22	11	5	0	31	30	4	12	0	15	38	0	15	38				
Tampa Bay	32	12	20	0	34	46	57	-11	6	10	0	23	24	6	10	0	23	33	0	23	33				
New England	32	11	21	0	29	53	66	-13	6	10	0	25	27	5	11	0	28	39	0	28	39				
WESTERN CONFERENCE					GP	W	L	T	PTS	GF	GA	GD	W	L	T	GF	GA	W	L	T	GF	GA			
Los Angeles	32	24	8	0	68	85	44	41	11	5	0	41	21	13	3	0	44	23	0	44	23				
Chicago	32	20	12	0	56	62	45	17	13	3	0	40	17	7	9	0	22	28	0	22	28				
Colorado	32	16	16	0	44	62	69	-7	11	5	0	31	24	5	11	0	31	45	0	31	45				
Dallas	32	15	17	0	37	43	59	-16	8	8	0	23	26	7	9	0	20	33	0	20	33				
San Jose	32	13	19	0	33	48	60	-12	8	8	0	23	21	5	11	0	25	39	0	25	39				
Kansas City	32	12	20	0	32	45	50	-5	10	6	0	26	14	2	14	0	19	36	0	19	36				

* = PLAYED WITH OTHER TEAMS IN 1998. ONLY DALLAS BURN STATISTICS LISTED HERE.



1997 DALLAS BURN STATISTICS



RECORD
16-16-0, 42 pts

HEAD COACH
Dave Dir : 33-31-0

PLAYOFFS
2-2-0

MLS HONORS
Dante Washington: MLS All-Star,
Player of the Week (Weeks 5, 18)
Damian: MLS All-Star, Player of the
Week (9)
Alain Sutter: MLS All-Star, Player
of the Month (May)
Mark Dodd: MLS All-Star
Diego Sonora: MLS All-Star
Mark Santel: MLS All-Star Reserve

#	POS	PLAYER	GP	GS	MIN	G	A	SHT	SOG	FC	FS	OFF	CK	C	E
10	F	DANTE WASHINGTON	30	25	2162	12	6	69	38	29	56	23	0	6	0
11	F	DAMIAN	19	19	1479	11	7	68	34	19	61	42	25	7	2
9	F	JASON KREIS	32	21	2200	8	6	61	28	44	44	4	21	3	0
8	F	GERELL ELLIOTT	28	15	1500	7	5	45	34	8	22	22	1	0	0
17	M-D	JORGE RODRIGUEZ	24	21	1874	4	1	38	21	23	26	4	14	3	0
66	M	ALAIN SUTTER	21	21	1801	2	8	46	24	19	37	4	43	3	0
7	M	MARK SANTEL	31	26	2470	2	6	12	5	38	12	5	4	4	0
22	M	DANIEL PEINADO	25	22	1870	2	4	13	9	57	46	0	0	4	1
3	D	WADE WEBBER	18	18	1588	2	1	7	3	27	13	1	1	1	0
41	M-F	TED ECK	30	22	1839	1	4	27	11	53	32	4	0	1	1
16	M	TEMOC SUAREZ	19	6	721	1	3	10	3	10	12	3	6	0	0
4	D	DIEGO SONORA	16	16	1421	1	2	9	4	15	25	7	28	2	0
5	M	JORGE FLORES	12	8	667	1	1	6	3	12	8	0	7	0	0
6	D	TOM SOEHN	25	21	1948	0	2	7	4	29	18	0	0	3	0
9	M	PETER HATTRUP	7	2	225	0	1	4	2	3	1	2	4	0	0
12	D	BRANDON POLLARD	21	16	1526	0	1	0	0	26	25	0	0	1	0
2	D	ERIC DADE	15	14	1306	0	0	4	2	31	8	0	0	1	0
1	GK	MARK DODD	30	30	2700	0	0	1	1	2	7	0	0	0	0
18	D	RICHARD FARRER	8	6	503	0	0	1	1	5	3	2	0	0	0
13	M	BRIAN HAYNES	1	1	70	0	0	0	0	3	1	0	0	1	0
27	M-F	GABE JONES	1	0	7	0	0	0	0	0	0	0	1	0	0
30	GK	GARTH LAGERWEY	2	2	180	0	0	0	0	0	0	0	0	0	0
24	D	JOEY MARTINEZ	19	19	1503	0	0	2	2	24	5	0	0	4	0
25	F	JUAN SASTOQUE	2	0	23	0	0	0	0	1	1	2	0	0	0
20	F	DAN STEBBINS	1	1	38	0	0	1	1	0	2	0	0	0	0
00	GK	JEFF CASSAR	0	0	0	0	0	0	0	0	0	0	0	0	0
30	GK	MARCUS ROY	0	0	0	0	0	0	0	0	0	0	0	0	0
OWN-GOALS RECEIVED						1									
TEAM TOTALS			32	32	2880	55	58	431	230	478	465	125	155	44	4
OPPONENT TOTALS			32	32	2880	49	50	500	263	465	478	72	197	42	2

GAME-WINNING GOALS: DANTE WASHINGTON 3, DAMIAN 3, ALAIN SUTTER 2, TEMOC SUAREZ 1, JORGE RODRIGUEZ 1, JASON KREIS 1, JORGE FLORES 1, GERELL ELLIOTT 1.
GAME-WINNING ASSISTS: MARK SANTEL 3, DANTE WASHINGTON 2, DANIEL PEINADO 2, JASON KREIS 2, DAMIAN 2, FOUR PLAYERS WITH 1.
PENALTY KICK GOALS/ATTEMPTS: JASON KREIS 4-4, DAMIAN 4-4, DANTE WASHINGTON 0-1, PETER HATTRUP 0-1.

DALLAS BURN INDIVIDUAL GOALKEEPING															
#	POS	GOALKEEPER	GP	GS	MIN	SHTS	SV	GA	GAA	PG	PA	W	L	T	SO
30	GK	GARTH LAGERWEY	2	2	180	14	13	1	0.50	0	0	2	0	0	1
1	GK	MARK DODD	30	30	2700	249	183	48	1.60	6	9	14	16	0	3
TEAM TOTALS			32	32	2880	263	196	49	1.53	6	9	16	16	0	4
OPPONENT TOTALS			32	32	2880	230	164	55	1.72	8	10	16	16	0	3

1997 REGULAR SEASON GAME-BY-GAME

DATE	OPPONENT	RESULT	ATT.	W-L-T	NOTES:
03/29/97	New England	L 0-1	11,063	0-1-0	NE: own goal (38)
04/05/97	San Jose	W 2-1	6,195	1-1-0	DAL: Santel (37) Elliott (66); SJ: Dayak (57)
04/13/97	@Columbus	L 1-2	10,662	1-2-0	DAL: Rodriguez (53); CLB: McBride (6,75)
04/18/97	@Kansas City	L 1-2	6,272	1-3-0	DAL: Elliott (39); KC: Klopas (22) Chung (80)
04/20/97	Colorado	W 4-1	5,911	2-3-0	DAL: Washington (25,77) Suarez (49) Elliott (57); COL: C. Henderson (73)
04/23/97	@Colorado	L 0-1	4,120	2-4-0	COL: Bravo (25)
04/26/97	@Los Angeles	W 2-1	15,247	3-4-0	DAL: Elliott (70); LA: Cienfuegos (73)
05/04/97	D.C. United	W 3-2	12,166	4-4-0	DAL: own goal (33) Kreis (76); DC: Agoos (5) Moreno (88)
05/10/97	@D.C. United	W 3-2	15,493	5-4-0	DAL: Washington (2) Kreis (88); DC: Diaz Arce (50) Pope (75)
05/17/97	Tampa Bay	W 2-0	15,238	6-4-0	DAL: Washington (25) Damian (63)
05/23/97	@Tampa Bay	W 3-1	10,112	7-4-0	DAL: Sonora (37) Sutter (52) Elliott (73); TB: Lassiter (57)
06/01/97	@New England	L 1-3	10,242	7-5-0	DAL: Eck (41); NE: Conde (63) Baba (65,82)
06/06/97	Kansas City	L 1-2	9,014	7-6-0	DAL: Damian (49); KC: Wright (52)
06/15/97	MetroStars	W 3-1	10,897	8-6-0	DAL: Washington (48) Damian (62) Kreis (75); MET: Joseph (54)
06/22/97	@New England	L 2-3	15,819	8-7-0	DAL: Damian (19) Kreis (27); NE: Farias (29) A. Lalas (65)
06/28/97	@San Jose	L 1-3	11,941	8-8-0	DAL: Damian (18); SJ: Medved (48) Lozzano (71) Kinnear (89)
07/04/97	D.C. United	L 2-3	16,089	8-9-0	DAL: Peinado (4) Damian (54); DC: Iroha (2) Sanneh (23) Diaz Arce (74)
07/06/97	@Kansas City	W 3-1	9,205	9-9-0	DAL: Rodriguez (47,81) Sutter (70); KC: Tinsley (54)
07/13/97	@Columbus	W 2-1	12,329	10-9-0	DAL: Webber (20) Flores (45); CLB: McBride (17)
07/18/97	San Jose	W 3-1	7,371	11-9-0	DAL: Washington (42,46,68); SJ: Baicher (25)
07/20/97	@Colorado	W 4-2	8,125	12-9-0	DAL: Damian (31,63) Peinado (46) Washington (73); COL: Paz (5,13)
07/25/97	Los Angeles	L 0-3	13,136	12-10-0	LA: Cienfuegos (57) Hurtado (66,77)
08/02/97	Kansas City	L 1-2	7,910	12-11-0	DAL: Elliott (75); KC: Chung (63) Preki (78)
08/15/97	@Tampa Bay	L 1-2	8,329	12-12-0	DAL: Kreis (88); TB: George (28) Lassiter (69)
08/23/97	MetroStars	L 1-2	9,092	12-13-0	DAL: Damian (58); MET: own goal (60) Savarese (76)
08/31/97	Colorado	W 4-1	4,451	13-13-0	DAL: Kreis (31,76) Washington (35,67); COL: Trittschuh (71)
09/06/97	Columbus	W 3-0	10,383	14-13-0	DAL: Rodriguez (66) Washington (74) Webber (76)
09/11/97	@San Jose	W 1-0	7,955	15-13-0	DAL: Damian (70)
09/14/97	Los Angeles	L 1-3	9,032	15-14-0	DAL: Santel (89); LA: Karapetyan (44) Pena (60) C. Jones (65)
09/16/97	@MetroStars	W 1-0	11,484	16-14-0	DAL: Kreis (33)
09/19/97	@Los Angeles	L 1-2	19,421	16-15-0	DAL: Damian (54); LA: Armas (35) Welton (83)
09/25/97	New England	L 1-2	6,897	16-16-0	DAL: Elliott (31); NE: Moore (58) Keegan (88)

FINAL REGULAR SEASON STANDINGS

OVERALL										HOME					AWAY				
EASTERN CONFERENCE		GP	W	L	T	PTS	GF	GA	GD	W	L	T	GF	GA	W	L	T	GF	GA
D.C. United	32	21	11		0	55	70	53	17	11	5	0	39	24	10	6	0	31	29
Tampa Bay	32	17	15		0	45	55	60	-5	12	4	0	34	22	5	11	0	21	38
Columbus	32	15	17		0	39	42	41	1	11	5	0	25	15	4	12	0	17	26
New England	32	15	17		0	37	40	53	-13	11	5	0	25	20	4	12	0	15	33
New York	32	13	19		0	35	43	53	-10	9	7	0	25	22	4	12	0	18	31
WESTERN CONFERENCE		GP	W	L	T	PTS	GF	GA	GD	W	L	T	GF	GA	W	L	T	GF	GA
Kansas City	32	21	11		0	49	57	51	6	12	4	0	35	24	9	7	0	22	27
Los Angeles	32	16	16		0	44	55	44	11	10	6	0	31	18	6	10	0	24	26
Dallas	32	16	16		0	42	55	49	6	8	8	0	31	18	8	8	0	25	25
Colorado	32	14	18		0	38	50	59	-9	9	7	0	29	23	5	11	0	21	36
San Jose	32	12	20		0	30	55	59	-4	6	10	0	29	28	6	10	0	26	31

* = PLAYED WITH OTHER TEAMS IN 1997. ONLY DALLAS BURN STATISTICS LISTED HERE.



1996 DALLAS BURN STATISTICS



RECORD
17-15-0, 41 pts

HEAD COACH
Dave Dir: 17-15-0

PLAYOFFS
1-2-0

MLS HONORS
Leonel Alvarez: MLS All-Star, MLS Best XI, Player of the Week (Week 19)
Jason Kreis: MLS All-Star, Player of the Month (July)
Mark Dodd: MLS All-Star Reserve, MLS Best XI, MLS Goalkeeper of the Year, Player of the Week (Week 11)
Mark Santel: MLS All-Star Reserve
Diego Sonora: MLS All-Star Reserve

#	POS	PLAYER	GP	GS	MIN	G	A	SHT	SOG	FC	FS	OFF	CK	C	E
9	F	JASON KREIS	31	29	2564	13	5	90	41	38	48	7	47	4	0
9	F	HUGO SANCHEZ	23	21	1708	6	3	40	23	27	36	9	0	6	1
8	F	GERELL ELLIOTT	20	16	1523	5	7	43	24	15	25	20	1	0	0
13	M	BRIAN HAYNES	26	23	1983	4	3	29	16	26	40	3	48	1	0
10	M-F	WASHINGTON RODRIGUEZ	14	9	806	4	2	28	16	16	18	7	10	2	1
14	M	LEONEL ALVAREZ	22	22	1959	3	5	22	14	35	32	3	1	14	2
17	F-M	*JOHN KERR	12	10	840	3	1	18	10	8	14	6	2	0	0
4	D	DIEGO SONORA	31	31	2720	2	7	23	13	46	49	7	2	5	0
41	M-F	TED ECK	26	16	1564	2	6	24	15	34	37	18	3	3	0
11	M	LAWRENCE LOZZANO	31	31	2688	2	1	25	15	50	55	7	0	3	0
7	M	MARK SANTEL	30	28	2613	1	2	13	8	28	20	4	10	5	0
4	M	CHAD ASHTON	23	10	974	1	0	23	8	11	12	0	27	1	0
18	D	RICHARD FARRER	31	31	2758	1	0	3	2	35	29	1	0	2	0
17	M	*ZAK IBSEN (DAL)	16	14	1238	1	0	7	6	22	17	1	0	1	0
10	F	*DANTE WASHINGTON	6	2	257	1	0	10	5	5	10	2	0	0	0
00	GK	JEFF CASSAR	2	1	104	0	0	0	0	0	0	0	0	1	0
1	GK	MARK DODD	31	31	2776	0	0	0	0	0	3	0	0	1	0
5	M	JORGE FLORES	8	3	292	0	0	3	2	5	4	0	1	2	0
23	F	JIMMY GLENN	9	0	115	0	0	5	4	2	1	2	0	0	0
23	D	RENE ORTIZ	2	1	96	0	0	0	0	2	0	0	0	0	0
12	D	BRANDON POLLARD	10	9	820	0	0	3	1	8	8	0	0	0	0
3	D	ED PUSKARICH	18	14	1238	0	0	2	1	12	14	1	0	2	0
OWN-GOALS RECEIVED						1									
TEAM TOTALS			32	32	2880	50	42	411	224	425	472	98	152	53	4
OPPONENT TOTALS			32	32	2880	48	45	443	244	473	424	82	184	47	3

GAME-WINNING GOALS: JASON KREIS 3, WASHINGTON RODRIGUEZ 2, SEVEN PLAYERS TIED WITH 1.
GAME-WINNING ASSISTS: GERELL ELLIOTT 2, TED ECK 2, LEONEL ALVAREZ 2, DIEGO SONORA 1, HUGO SANCHEZ 1, WASHINGTON RODRIGUEZ 1, JOHN KERR 1, BRIAN HAYNES 1.
PENALTY KICK GOALS/ATTEMPTS: HUGO SANCHEZ 1-1, WASHINGTON RODRIGUEZ 1-1, LEONEL ALVAREZ 1-1.

DALLAS BURN INDIVIDUAL GOALKEEPING															
#	POS	GOALKEEPER	GP	GS	MIN	SHTS	SV	GA	GAA	PG	PA	W	L	T	SO
1	GK	MARK DODD	31	31	2776	235	160	45	1.46	5	5	17	14	0	6
00	GK	JEFF CASSAR	2	1	104	9	6	3	2.60	0	0	0	1	0	0
TEAM TOTALS			32	32	2880	244	166	48	1.50	5	5	17	15	0	6
OPPONENT TOTALS			32	32	2880	224	141	50	1.56	3	3	15	17	0	9

1996 REGULAR SEASON GAME-BY-GAME

DATE	OPPONENT	RESULT	ATT.	W-L-T	NOTES:
04/14/96	San Jose	W 1-0	27,779	1-0-0	
04/18/96	Kansas City	W 3-0	9,405	2-0-0	DAL: Kreis (48) Rodriguez (72) Kerr (85)
04/21/96	@Colorado	L 1-3	21,711	2-1-0	DAL: Kerr (59); COL: Balboa (48,64) Bartlett (57)
04/28/96	@Tampa Bay	W 2-1	14,084	3-1-0	DAL: Kreis (24) Rodriguez (30); TB: Lassiter (81)
05/01/96	@D.C. United	L 1-3	11,253	3-2-0	DAL: Rodriguez (43); DC: Diaz Arce (15) Etcheverry (53) Rammel (64)
05/05/96	Columbus	W 1-0	35,250	4-2-0	
05/11/96	@Kansas City	W 3-2	17,706	5-2-0	DAL: Kreis (27) Kerr (79) Rodriguez (85); KC: Preki (38,45)
05/18/96	D.C. United	W 3-2	23,251	6-2-0	DAL: Kreis (40,82) Sanchez (88); DC: Sanneh (65) Agoos (90)
05/23/96	Tampa Bay	L 0-1	11,457	6-3-0	TB: Lassiter (82)
05/29/96	@Colorado	L 0-2	10,971	6-4-0	COL: C. Henderson (24) Harbor (67)
06/02/96	MetroStars	L 0-1	10,610	6-5-0	MET: Wood (62)
06/08/96	San Jose	W 4-1	25,187	7-5-0	DAL: Sanchez (15) Kreis (33) own goal (44) Sonora (65); SJ: E. Espinoza (12)
06/15/96	Colorado	W 2-1	9,704	8-5-0	DAL: Sanchez (73); COL: Harbor (0)
06/19/96	@MetroStars	L 0-1	14,322	8-6-0	
06/23/96	@New England	W 4-1	17,066	9-6-0	DAL: Lozzano (36) Farrer (48) Santel (60) Haynes (89); NE: Keegan (27)
06/29/96	Kansas City	L 0-1	9,615	9-7-0	KC: Sorber (39)
07/04/96	D.C. United	W 2-1	16,177	10-7-0	DAL: Kreis (33); DC: Diaz Arce (61)
07/07/96	@D.C. United	L 1-6	11,244	10-8-0	DAL: Ashton (69); DC: Diaz Arce (3,48,61,63) Rammel (18,77)
07/10/96	@MetroStars	L 2-3	17,416	10-9-0	DAL: Alvarez (63) Sanchez (66); MET: Caricola (35) Savarese (48,77)
07/17/96	Los Angeles	W 5-2	17,665	11-9-0	DAL: Kreis (23,47) Ibsen (28) Haynes (69) Elliott (83); LA: Hurtado (66) Jones (70)
07/20/96	@Kansas City	W 2-1	11,592	12-9-0	DAL: Kreis (13) Elliott (75); KC: Preki (22)
07/27/96	Colorado	W 3-0	9,081	13-9-0	DAL: Alvarez (53) Sanchez (64) Elliott (78)
07/31/96	@Columbus	W 2-1	13,190	14-9-0	DAL: Kreis (27) Lozzano (47); CLB: McBride (83)
08/10/96	Tampa Bay	W 2-1	12,503	15-9-0	DAL: Alvarez (16) Haynes (32); TB: Lassiter (35)
08/14/96	Columbus	L 2-3	7,338	15-10-0	DAL: Elliott (73,76); CLB: Carrera (62) McBride (83)
08/22/96	@San Jose	L 0-1	13,359	15-11-0	SJ:
08/25/96	@Los Angeles	W 3-2	19,279	16-11-0	DAL: Sonora (23) Kreis (32) Washington (76); LA: Hurtado (53,80)
09/04/96	@New England	L 1-2	12,933	16-12-0	DAL: Eck (74); NE: Watson (35) Moore (78)
09/07/96	New England	L 0-2	18,582	16-13-0	NE: Sawatzky (19) Baba (43)
09/11/96	@San Jose	W 3-2	10,894	17-13-0	DAL: Haynes (79) Kreis (87); SJ: E. Espinoza (49) Iroha (74)
09/19/96	Los Angeles	L 1-2	12,569	17-14-0	DAL: Sanchez (23); LA: Hurtado (11) Vanney (48)
09/22/96	@Los Angeles	L 1-2	18,347	17-15-0	DAL: Eck (89); LA: Noamouz (76) Garvey (82)

FINAL REGULAR SEASON STANDINGS

EASTERN CONFERENCE															
OVERALL				HOME				AWAY							
	GP	W	L	T	PTS	GF	GA	GD	W	L	T	GF	GA	W	L
Tampa Bay	32	20	12	0	58	66	51	15	12	4	0	42	25	8	8
D.C. United	32	16	16	0	46	62	56	6	11	5	0	41	22	5	11
New York	32	15	17	0	39	45	47	-2	9	7	0	26	22	6	10
Columbus	32	15	17	0	37	59	60	-1	8	8	0	32	27	7	9
New England	32	15	17	0	33	43	56	-13	10	6	0	25	20	5	11
WESTERN CONFERENCE															
	GP	W	L	T	PTS	GF	GA	GD	W	L	T	GF	GA	W	L
Los Angeles	32	19	13	0	49	59	49	10	11	5	0	31	17	8	8
Dallas	32	17	15	0	41	50	48	2	10	6	0	25	17	7	9
Kanas City	32	17	15	0	41	61	63	-2	11	5	0	40	28	6	10
San Jose	32	15	17	0	39	50	50	0	9	7	0	29	16	6	10
Colorado	32	11	21	0	29	44	59	-15	8	8	0	30	24	3	13

* = PLAYED WITH OTHER TEAMS IN 1996. ONLY DALLAS BURN STATISTICS LISTED HERE.

A soccer player in a blue and white FC Dallas jersey is celebrating a goal, shouting with his mouth open. He is on a green field with a goalpost and net visible in the background. A banner in the background reads "THIS IS OUR HOUSE". The entire image has a red overlay.

FC DALLAS

ALL-TIME STATS



YEAR-BY-YEAR MLS RECORD

OVERALL RECORD

	W-L-T	PTS	OT	SHO	GF	GA	FINISH	PLAYOFF RESULT
1996	17-15-0	41	0-0-0	5-3	50	48	West 2	West Semifinals
1997	16-16-0	42	0-0-0	3-2	55	49	West 3	West Finals
1998	15-17-0	37	0-0-0	4-2	43	59	West 4	West Semifinals
1999	19-13-0	51	0-0-0	3-6	54	35	West 2	West Finals
2000	14-14-4	46	0-0-4	0-0	54	54	Cent 3	Quarterfinals
2001	10-11-5	35	2-1-5	0-0	48	47	Cent 3	Quarterfinals
2002	12-9-7	43	3-0-7	0-0	44	43	West 3	Quarterfinals
2003	6-19-5	23	0-1-5	-	35	64	West 5	Did not qualify
2004	10-14-6	36	-	-	34	45	West 5	Did not qualify
2005	13-10-9	48	-	-	52	44	West 2	Quarterfinals
2006	16-12-4	52	-	-	48	44	West 1	Quarterfinals
2007	13-12-5	44	-	-	37	44	West 3	Quarterfinals
2008	8-10-12	36	-	-	45	41	West 5	Did not qualify
2009	11-13-6	39	-	-	50	47	West 7	Did not qualify
2010	14-4-12	50	-	-	42	28	West 3	MLS Cup Runner-up
2011	15-12-7	52	-	-	42	39	West 4	Wild Card
2012	9-13-12	39	-	-	42	47	West 6	Did not qualify
2013	11-12-11	44	-	-	48	52	West 8	Did not qualify
2014	16-12-6	54	-	-	55	45	West 4	Quarterfinals
2015	18-10-6	60	-	-	52	39	West 1	Semifinals
2016	17-8-9	60	-	-	50	40	West 1	Quarterfinals
2017	11-10-13	46	-	-	48	48	West 6	Did not qualify
2018	16-9-9	57	-	-	52	44	West 3	Wild Card
2019	13-12-9	48	-	-	54	46	West 7	Wild Card
2020	9-6-7	34	-	-	28	24	West 6	Quarterfinals
TOTALS	327-293-166	1,147	5-2-21	15-13	1,162	1,116		

YEAR-BY-YEAR HOME AND AWAY RECORDS

HOME RECORD

	W-L-T	OT	SHO	GF	GA
1996	10-6-0	0-0-0	4-1	25	17
1997	8-8-0	0-0-0	1-1	30	24
1998	8-8-0	0-0-0	1-1	23	26
1999	13-3-0	0-0-0	1-1	35	14
2000	11-3-2	0-0-2	0-0	37	22
2001	6-5-2	1-0-2	0-0	25	18
2002	8-4-2	2-0-2	0-0	22	15
2003	5-8-2	0-1-2	0-0	24	31
2004	6-5-4	-	-	22	18
2005	8-3-5	-	-	28	20
2006	12-3-1	-	-	28	14
2007	7-5-3	-	-	17	17
2008	5-4-6	-	-	23	19
2009	8-3-4	-	-	28	19
2010	8-1-6	-	-	42	28
2011	9-5-3	-	-	20	11
2012	6-3-8	-	-	21	16
2013	9-3-5	-	-	29	22
2014	12-4-1	-	-	33	22
2015	13-2-2	-	-	33	15
2016	12-1-4	-	-	33	12
2017	8-2-7	-	-	33	20
2018	10-2-5	-	-	32	19
2019	10-1-6	-	-	38	16
2020	7-1-4	-	-	21	9
TOTALS	219-93-82	3-1-8	7-4	685	449

AWAY RECORD

	W-L-T	OT	SHO	GF	GA
1996	7-9-0	0-0-0	1-2	25	31
1997	8-8-0	0-0-0	2-1	25	25
1998	7-9-0	0-0-0	3-1	20	33
1999	6-10-0	0-0-0	2-5	19	21
2000	3-11-2	0-0-2	0-0	17	32
2001	4-6-3	1-1-3	0-0	23	29
2002	4-5-5	1-0-5	0-0	22	28
2003	1-11-3	0-0-3	0-0	11	33
2004	4-9-2	-	-	12	27
2005	5-7-4	-	-	24	24
2006	4-9-3	-	-	20	30
2007	6-7-2	-	-	20	27
2008	3-6-6	-	-	22	22
2009	3-10-2	-	-	22	28
2010	4-3-8	-	-	17	15
2011	6-7-4	-	-	22	28
2012	3-10-4	-	-	21	31
2013	2-9-6	-	-	19	30
2014	4-8-5	-	-	22	23
2015	5-8-4	-	-	19	24
2016	5-7-5	-	-	17	28
2017	3-8-6	-	-	15	28
2018	6-7-4	-	-	20	25
2019	3-11-3	-	-	16	30
2020	2-5-3	-	-	7	15
TOTALS	108-200-84	2-1-13	8-9	477	667



REGULAR SEASON RECORDS VS. OPPONENT

OVERALL RECORD

VS. TEAM	GP	W-L-T	OT	SHO	GF	GA
Atlanta United FC	4	2-2-0	-	-	5	7
Chicago Fire	43	22-17-4	1-1-1	2-1	77	69
Chivas USA	28	13-6-9	-	-	38	30
FC Cincinnati	1	1-0-0	-	-	3	1
Colorado Rapids	75	34-24-17	0-0-1	2-1	117	93
Columbus Crew SC	49	17-20-12	1-0-4	1-1	65	66
D.C. United	46	22-16-8	1-0-1	4-0	79	78
Houston Dynamo	39	13-12-14	-	-	61	54
Inter Miami CF	1	1-0-0	-	-	2	1
LA Galaxy	74	28-34-12	1-0-7	1-1	105	126
Los Angeles FC	4	1-1-2	-	-	4	5
Miami Fusion	8	3-4-1	0-0-1	0-1	14	15
Minnesota United FC	9	5-4-0	-	-	16	15
Montreal Impact	9	5-1-3	0-0-1	0-1	17	11
Nashville SC	4	1-2-1	-	-	1	4
New England Revolution	45	18-23-4	0-0-1	1-1	61	69
New York City FC	5	1-1-3	-	-	7	8
New York Red Bulls	46	17-23-6	0-1-1	0-1	64	69
Orlando City SC	6	3-1-2	-	-	8	2
Philadelphia Union	13	7-2-4	-	-	23	13
Portland Timbers	22	8-7-7	-	-	37	28
Real Salt Lake	41	20-12-9	-	-	60	46
San Jose Earthquakes	65	20-28-17	-	3-4	77	100
Seattle Sounders	26	7-12-7	-	-	28	42
Sporting Kansas City	65	27-25-13	0-0-4	1-2	105	94
Tampa Bay Mutiny	18	10-8-0	1-0-0	-	29	26
Toronto FC	18	11-2-5	-	-	29	18
Vancouver Whitecaps FC	22	10-6-6	-	-	30	26
TOTALS	786	327-293-166	5-2-21	15-13	1,162	1,116

REGULAR SEASON RECORDS VS. OPPONENTS

HOME RECORD

VS. TEAM	GP	W-L-T	OT	SHO	GF	GA
Atlanta United FC	1	1-0-0	-	-	3	2
Chicago Fire	20	14-4-2	1-0-0	1-0	46	27
Chivas USA	15	6-2-7	-	-	17	12
Colorado Rapids	39	25-8-6	-	2-1	71	41
Columbus Crew SC	23	12-6-5	1-0-0	1-1	39	27
D.C. United	25	16-6-3	-	2-0	47	30
FC Cincinnati	1	1-0-0	-	-	3	1
Houston Dynamo	19	9-3-7	-	-	34	22
Inter Miami CF	1	1-0-0	-	-	2	1
LA Galaxy	37	21-9-7	1-0-5	-	67	52
Los Angeles FC	2	1-0-1	-	-	3	2
Miami Fusion	4	2-1-1	0-0-1	-	7	8
Minnesota United FC	4	4-0-0	-	-	12	4
Montreal Impact	5	4-0-1	-	-	11	5
Nashville SC	2	0-1-1	-	-	0	1
New England Revolution	24	10-11-3	0-0-1	-	31	30
New York City FC	3	1-0-2	-	-	4	3
New York Red Bulls	23	9-10-4	0-1-0	-	34	32
Orlando City SC	3	2-0-1	-	-	6	0
Philadelphia Union	7	6-0-1	-	-	14	3
Portland Timbers	12	7-1-4	-	-	27	12
Real Salt Lake	18	13-1-4	-	-	34	13
San Jose Earthquakes	32	12-12-8	-	1-0	39	44
Seattle Sounders FC	14	6-3-5	-	-	20	13
Sporting Kansas City	31	16-10-5	0-0-1	0-2	61	34
Tampa Bay Mutiny	9	5-4-0	-	-	14	11
Toronto FC	10	8-0-2	-	-	21	9
Vancouver Whitecaps FC	10	7-1-2	-	-	18	10
TOTALS	394	219-93-82	3-1-8	7-4	685	449

AWAY RECORD

VS. TEAM	GP	W-L-T	OT	SHO	GF	GA
Atlanta United FC	3	1-2-0	-	-	2	5
Chicago Fire	23	8-13-2	0-1-1	1-1	31	42
Chivas USA	13	7-4-2	-	-	21	18
Colorado Rapids	36	9-16-11	0-0-1	-	46	52
Columbus Crew SC	26	5-14-7	0-0-4	-	26	39
D.C. United	21	6-10-5	1-0-1	2-0	32	48
FC Cincinnati	0	0-0-0	-	-	0	0
Houston Dynamo	20	4-9-7	-	-	27	32
Inter Miami CF	0	0-0-0	-	-	0	0
LA Galaxy	37	7-25-5	0-0-2	1-1	38	74
Los Angeles FC	2	0-1-1	-	-	1	3
Miami Fusion	4	1-3-0	-	0-1	7	7
Minnesota United FC	5	1-4-0	-	-	4	11
Montreal Impact	4	1-1-2	-	-	6	6
Nashville SC	2	1-1-0	-	-	1	3
New England Revolution	21	8-12-1	-	1-1	30	39
New York City FC	2	0-1-1	-	-	3	5
New York Red Bulls	23	8-13-2	0-0-1	0-1	30	37
Orlando City SC	3	1-1-1	-	-	2	2
Philadelphia Union	6	1-2-3	-	-	9	10
Portland Timbers	10	1-6-3	-	-	10	16
Real Salt Lake	23	7-11-5	-	-	26	33
San Jose Earthquakes	33	8-16-9	-	2-4	38	56
Seattle Sounders FC	12	1-9-2	-	-	8	29
Sporting Kansas City	34	11-15-8	0-0-3	1-0	44	60
Tampa Bay Mutiny	9	5-4-0	1-0-0	-	15	15
Toronto FC	8	3-2-3	-	-	8	9
Vancouver Whitecaps FC	12	3-5-4	-	-	12	16
TOTALS	382	108-200-84	2-1-13	8-9	477	667



ALL-TIME REGULAR SEASON ATTENDANCE

-----AT HOME-----					---ON THE ROAD---				
RECORD	G	TOTAL	AVG		G	TOTAL	AVG	RANK	LARGEST HOME CROWD
1996	17-15-0	16	256,173	16,011	16	235,367	14,710	6th	35,250 (5/05/96, 0-0 SOW vs. CLB)
1997	16-16-0	16	154,845	9,678	16	176,756	11,047	9th	16,089 (7/04/97, 2-3 L vs. DC)
1998	15-17-0	16	175,162	10,948	16	198,315	12,395	9th	15,280 (5/16/98, 2-1 W vs. COL)
1999	19-13-0	16	195,381	12,211	16	208,346	13,022	10th	17,621 (7/04/99, 1-2 L vs. CHI)
2000	14-14-4	16	209,637	13,102	16	171,404	10,713	7th	27,815 (6/07/00, 3-2 W vs. CLB)
2001	10-11-5	13	163,465	12,574	13	181,390	13,953	8th	21,343 (7/04/01, 1-1 T vs. NE)
2002	12-9-7	14	183,702	13,122	14	181,851	12,989	7th	17,652 (9/14/02, 1-2 L vs. NE)
2003	6-19-5	15	118,585	7,906	15	209,928	13,995	10th	9,098 (4/12/03, 1-1 T vs. LA)
2004	10-14-6	15	136,319	9,088	15	198,827	13,255	10th	17,792 (8/07/04, 1-0 W vs. COL)
2005	13-10-9	16	179,021	11,189	16	255,818	15,989	11th	18,021 (10/15/05, 2-2 T vs. KC)
2006	16-12-4	16	239,714	14,982	16	264,307	16,519	6th	20,500 (10/07/06, 2-1 W vs. LA)
2007	13-12-5	15	227,182	15,145	15	250,220	16,681	10th	20,500 (4/22/07, 3-1 W vs. COL)
2008	8-10-12	15	195,356	13,024	15	281,712	18,781	13th	22,331 (5/18/08, 1-5 L vs. LA)
2009	11-13-6	15	186,612	12,441	15	227,434	15,162	13th	51,012 (9/30/09, 1-0 W vs. NE)
2010	12-4-14	15	162,229	10,815	15	250,256	16,684	14th	15,993 (7/3/10, 1-0 W vs. KC)
2011	15-12-7	17	218,636	12,861	17	296,664	17,451	16th	21,867 (5/1/11, 2-1 W vs. LA)
2012	9-13-12	17	241,390	14,199	17	300,984	17,705	15th	22,565 (7/28/12, 1-0 L vs. LA)
2013	11-12-11	17	261,346	15,373	17	319,348	18,785	14th	22,035 (7/4/13, 0-0 D vs. CHV)
2014	16-12-6	17	285,880	16,816	17	309,518	18,207	14th	21,182 (7/4/14, 2-1 W vs. PHL)
2015	18-10-6	17	272,221	16,013	17	349,017	20,530	18th	21,907 (8/15/15, 2-1 L vs. LA)
2016	17-8-9	17	236,601	14,094*	17	374,942	22,055	20th*	16,215 (4/17/16, 2-1 W vs. SKC)*
2017	11-10-13	17	257,077	15,122*	17	389,855	22,933	22nd*	16,291 (7/4/17, 4-2 W vs. DC)*
2018	16-9-9	17	263,707	15,512	17	350,549	20,621	20th	19,096 (10/21/18, 3-0 L vs. SKC)
2019	13-12-9	17	252,313	14,842	17	351,223	20,660	22nd	19,096 (7/4/19, 2-0 W vs. DC)
2020	9-6-7	12	64,664	5,388^	10	12,960^		8th^	16,219 (2/29/20, 2-0 W vs. DC)^
TOTAL			5,140,218			6,346,991			

ALL-TIME PLAYOFF ATTENDANCE

-----AT HOME-----					---ON THE ROAD---				
RECORD	G	TOTAL	AVG		G	TOTAL	AVG	RANK	LARGEST HOME CROWD
1996	1-2-0	2	19,927	9,964	1	4,466	4,466	6th	10,125 (9/29, 2-1 W vs. KC)
1997	2-2-0	2	18,624	9,312	2	37,373	18,687	7th	111,248 (10/08, 3-0 W vs. LA)
1998	0-2-0	1	8,130	8,130	1	10,047	10,047	7th	8,130 (10/04, 2-3 L vs. LA)
1999	3-3-0	3	34,591	11,530	3	56,272	18,757	5th	13,816 (11/07, 2-2 SOW vs. LA)
2000	0-2-0	1	7,555	7,555	1	14,868	14,868	7th	7,555 (9/20, 1-2 L vs. MET)
2001	0-2-1	1	17,149	17,149	2	21,125	10,563	2nd	17,149 (9/23, 1-1 D vs. CHI)
2002	1-1-1	2	14,368	7,184	1	9,637	9,637	8th	8,008 (10/02, 1-2 D vs. COL)
2005	0-0-2	1	10,104	10,104	1	9,625	9,625	7th	10,104 (10/29, 2-2 SOL vs. COL)
2006	1-1-0	1	15,486	15,486	1	4,176	4,176	3rd	15,486 (10/28, 2-3 L vs. COL)
2007	1-1-0	1	12,537	12,537	1	30,088	30,088	6th	12,537 (10/27, 1-0 W vs. HOU)
2010	2-1-1	1	11,003	11,003	2	46,324	23,162	6th	11,003 (10/30, 2-1 W vs. RSL)
2011	0-1-0	1	10,017	10,017	-	-	-	8th	10,017 (10/26, 2-0 L vs. NY)
2014	1-0-2	2	26,391	13,196	1	38,912	38,912	7th	16,112 (11/2, 1-1 D vs. SEA)
2015	1-2-1	2	38,253	19,127	2	60,743	30,372	6th	21,907 (8/15/15, 2-1 L vs. LA)
2016	1-1-0	1	14,878	14,878	1	37,073	37,073	8th	14,878 (11/06/16 W 2-1 vs. SEA)
2018	0-1-0	1	10,297	10,297	-	-	-	11th	10,297 (10/31, 2-1 L vs. POR)
2019	0-1-0	-	-	-	1	37,722	37,722	-	-
2020	0-1-1	-	-	-	2	0	0	-	-
TOT	14-24-9	23	269,310	11,709	23	418,451	18,194	10th	

*Stadium capacity reduced to 16,000 due to construction of U.S. Soccer Hall of Fame.
^Fan attendance varied depending on state and local health protocols for each MLS team. FC Dallas allowed fans to attend matches at Toyota Stadium in a reduced capacity with no more than 5,110 fans allowed at the resumption of MLS Play in August.



ALL-TIME FC DALLAS DRAFT HISTORY

2021 SUPERDRAFT

ROUND	OVERALL	PLAYER	POSITION	COLLEGE
1*	15	Nicky Hernandez	Midfielder	SMU
2	48	Colin Shutler	Goalkeeper	Virginia
3	75	Thibaut Jacquell	Forward	Campbell University
3^	76	Mark Salas	Defender	UNC – Chapel Hill
3#	79	Giovanni Montesdeoca	Forward	UNC – Chapel Hill

* FC Dallas acquired pick from Colorado Rapids via trade on 1/13/21 in exchange for Michael Barrios and 21st overall pick.

^ FC Dallas acquired pick from Orlando City SC via trade on 2/27/20.

FC Dallas acquired pick from Minnesota United via trade on 1/21/20 in exchange for Jacori Hayes.

2020 SUPERDRAFT

ROUND	OVERALL	PLAYER	POSITION	COLLEGE
1	14	Nkosi Burgess	Defender	Seattle University
1*	17	Cal Jennings	Forward	UCF
2	40	Manuel Ferriol	Midfielder	James Madison
3	66	Derek Waldeck	Midfielder	Stanford
4^	79	Anders Engbretsen	Forward	Saint Mary's
4	92	Aidan Megally	Midfielder	Loyola

* FC Dallas acquired pick from D.C. United via a trade on 5/3/19 (\$100K of GAM).

^ FC Dallas acquired Inter Miami CF's natural fourth round pick (No. 79 overall) in the 2020 MLS SuperDraft in exchange for the College Protected List Rights to Dylan Castanheira on 1/7/20.

2019 SUPERDRAFT

ROUND	OVERALL	PLAYER	POSITION	COLLEGE
1*	4	Callum Montgomery	Defender	UNC – Charlotte
1^	10	John Nelson	Defender	UNC – Chapel Hill
3	63	Eduvie Ikoba	Forward	Dartmouth
4	87	Sam Ebstein	Forward	California
4#	88	Dylan Castanheira	Goalkeeper	Columbia

* FC Dallas acquired pick from Colorado Rapids via a trade on 7/23/18.

^ FC Dallas acquired pick from Montreal Impact and \$75,000 Targeted Allocation Money via a trade on 12/9/18 in exchange for Maxi Urruti.

FC Dallas acquired pick from LAFC via a trade on 3/21/18 in exchange for the MLS Rights to Shaft Brewer Jr.

2018 SUPERDRAFT

ROUND	OVERALL	PLAYER	POSITION	COLLEGE
1*	4	Francis Atuahene	Forward	Michigan
1	11	Ema Twumasi	Forward	Wake Forest
2^	29	Mauro Cichero	Forward	SMU
2	34	Chris Lema	Midfielder	Georgetown
3	57	Amer Sasivarevic	Midfielder	Grand Canyon
4	80	Noah Franke	Defender	Creighton

* FC Dallas acquired pick from Montreal via a trade on 1/19/18 (\$200K of GAM).

^ FC Dallas acquired "conditional third-round pick" from Orlando via a trade on 8/3/16.



ALL-TIME FC DALLAS DRAFT HISTORY

Conditions met: 3rd round pick becomes 2nd round pick.

2017 SUPERDRAFT

ROUND	OVERALL	PLAYER	POSITION	COLLEGE
1	18	Jacori Hayes	Midfielder	Wake Forest
2*	37	Walker Hume	Defender	UNC
2	40	Adonijah Reid	Forward	--
3^	53	Austin Ledbetter	Defender	SIU Edwardsville
3*	59	Dakota Barnathan	Midfielder	VCU
3	62	Wuilito Fernandes	Forward	UMass Lowell
4	84	Marco Carrizales	Midfielder	Furman

* FC Dallas acquired second-round and third-round selections in the 2017 SuperDraft from LA Galaxy in exchange for goalkeeper Dan Kennedy.

^ FC Dallas acquired a third-round selection in the 2017 SuperDraft from New England Revolution in exchange for defender Je-Vaughn Watson.

2016 SUPERDRAFT

ROUND	OVERALL	PLAYER	POSITION	COLLEGE
1	17	Ryan Herman	Goalkeeper	Washington
2	33	Tim Pitter	Midfielder	Creighton
3	45	Colin Bonner	Forward	UNCW
4	78	Jacob Speed	Defender	SMU

* FC Dallas acquired its second-round pick from Colorado via a trade on 01/14/16, Colorado has acquired the pick from Chicago via a trade on 01/14/16, Chicago Fire had acquired the pick from D.C. United via a trade on 01/06/16. * FC Dallas acquired its third-round pick from NYCFC via trade on 07/29/14.

2015 SUPERDRAFT

ROUND	OVERALL	PLAYER	POSITION	COLLEGE
1	15	Otis Earle	Defender	UC- Riverside
3	56	Will Seymore	Defender	Oregon State
4	76	Jaineil Hoilett	Midfielder	--

* On 1/10/14, Colorado acquired this pick and allocation money from FC Dallas in exchange for head coach Óscar Pareja. As part of the deal, FC Dallas also had to buy out the remainder of Pareja's contract with Colorado. Per the trade stipulations, the traded pick is the lower of FC Dallas's two first-round selections.[ref 8] On 9 December 2013, FC Dallas had acquired this pick, originally a conditional second-round selection in the 2015 SuperDraft, and allocation money from Toronto FC in exchange for midfielder Jackson.[ref 9] The pick was upgraded to a first-round pick when Toronto resigned Jackson to a new contract following the 2014 season.

2014 SUPERDRAFT

ROUND	OVERALL	PLAYER	POSITION	COLLEGE
1*	6	Tesho Akindele	Forward	ColoradoSchoolofMines
3	43	Nick Walker	Defender	Fairleigh Dickinson
4	62	Rony Santos	Defender	--

*FC Dallas originally held the fifth overall pick, and initially traded that pick to Montreal in exchange for the Impact's 10th overall selection, a 2014 international roster spot and allocation money. Immediately after making that deal, FC Dallas sent allocation money and the 10th overall selection to Philadelphia to move back up in the draft order to the sixth overall selection where the club snagged Akindele.



ALL-TIME FC DALLAS DRAFT HISTORY

2013 SUPERDRAFT

ROUND	OVERALL	PLAYER	POSITION	COLLEGE
1	7	Walker Zimmerman	Defender	Furman
2	20	Ryan Hollingshead	Midfielder	UCLA

2013 SUPPLEMENTAL DRAFT

ROUND	OVERALL	PLAYER	POSITION	COLLEGE
1	7	Cameron Brown	Midfielder	UNC
2	26	Kyle Zobeck	Goalkeeper	Valparaiso
3	45	Cam Wilder	Midfielder	Kentucky
4	64	TJ Nelson	Defender	SMU

2012 SUPERDRAFT

ROUND	OVERALL	PLAYER	POSITION	COLLEGE
1	11	Matt Hedges	Defender	UNC

2012 SUPPLEMENTAL DRAFT

ROUND	OVERALL	PLAYER	POSITION	COLLEGE
1	11	Alex Lee	Defender	Maryland
3	49	Walter Hines	Forward	St. John's University
4	68	Ian Kalis	Defender	SMU

2011 SUPERDRAFT

ROUND	OVERALL	PLAYER	POSITION	COLLEGE
1	17	Bobby Warshaw	Midfielder	Stanford
2	35	Charlie Campbell	Defender	Louisville
3	53	Scott Gordon	Defender	Lynn University

2011 SUPPLEMENTAL DRAFT

ROUND	OVERALL	PLAYER	POSITION	COLLEGE
1*	15	Alexis Pradie	Forward	Embry-Riddle
1	17	Paul Ogunyemi	Defender	Schoolcraft College
1**	18	Brayan Martinez	Midfielder	Seton Hall
2	35	Kekoa Osorio	Midfielder	SMU
3	53	Craig Hill	Goalkeeper	SMU

*Acquired a conditional draft pick from San Jose on April 28, 2009, which became this selection, in exchange for defender Aaron Pitchkolan.

**Acquired this selection and a conditional 2012 MLS SuperDraft selection from Colorado in exchange for defender Anthony Wallace on July 30, 2010.

2010 SUPERDRAFT

ROUND	OVERALL	PLAYER	POSITION	COLLEGE
1*	5	Zach Loyd	Defender/Midfielder	North Carolina
2**	21	Andrew Wiedeman	Forward	California
3	38	Jason Yeisley	Forward	Penn State
3***	44	Eric Alexander	Midfielder	Indiana
4	54	Dane Saintus	Forward	SMU

* Acquired from Toronto FC on February 24, 2009, in exchange for Adrian Serieux.

** Conditional pick acquired from Toronto FC in exchange for Fuad Abraham on June 13, 2008.

*** Acquired Columbus' 2010 second and third round picks in exchange for Dallas' second and third round picks in 2008 MLS SuperDraft. Dallas' traded the 2010 SuperDraft second round pick to RSL in exchange for D Kyle Davies on 4/28/09. FCD traded its natural second round pick to the Colorado Rapids in exchange for Ugo Ihemelu.

ALL-TIME FC DALLAS DRAFT HISTORY

2010 DISCOVERY SELECTIONS

ROUND	OVERALL	PLAYER	POSITION	COLLEGE
N/A	N/A	Edson Edward	Defender	Graceland
N/A	N/A	Sean Kelley	Goalkeeper	George Mason

2009 SUPERDRAFT

ROUND	OVERALL	PLAYER	POSITION	COLLEGE
1	5	Peri Marosevic	Forward	Michigan
1*	14	George John	Defender	Washington
2**	29	Brian Shriver	Forward	North Carolina

* Acquired from the San Jose Earthquakes on July 28, 2008, along with partial allocation, in exchange for Arturo Alvarez.

** Acquired in an agreement with RSL for former Dallas goalkeeper coach Jeff Cassar in 2007. Notes: FC Dallas traded its 39th overall pick (3rd round) to Toronto FC on 8/8/08, in exchange for Jeff Cunningham. In addition, FCD traded its natural fourth round pick to Kansas City on 7/21/08, in exchange for an international player slot valid only for the remainder of the 2008 season.

2009 DISCOVERY SELECTIONS

ROUND	OVERALL	PLAYER	POSITION	COLLEGE
N/A	N/A	Juan Guerra	Midfielder	Florida International
N/A	N/A	JD Binger	Defender	Messiah College

2008 SUPERDRAFT

ROUND	OVERALL	PLAYER	POSITION	COLLEGE
1*	2	Brek Shea	Midfielder	--
1	8	Josh Lambo	Goalkeeper	--
2**	19	Eric Avila	Midfielder	UC-Santa Barbara
4***	45	Jamil Roberts	Defender	UC-Santa Clara
4	50	Ben Nason	Midfielder	Virginia Tech

* Acquired from Toronto FC on Mar. 20, 2007, along with a partial allocation, in exchange for Richard Mulrooney.

** Acquired from Colorado on 1/12/07, along with the '07 second round pick used to select Andrew Daniels, in exchange for Greg Vanney.

*** Acquired from RSL on 1/12/07, in exchange for the 48th overall selection in the 2007 SuperDraft. Note: Dallas traded its 22nd (2nd round) and 31st (3rd round) overall picks to the Columbus in exchange for the Crew's natural 2nd and 3rd round selections in 2010.

2008 SUPPLEMENTAL DRAFT

ROUND	OVERALL	PLAYER	POSITION	COLLEGE
2	22	Yannick Reyerling	Forward	Virginia
3	36	Ben Shuleva	Midfielder	SMU

2007 SUPERDRAFT

ROUND	OVERALL	PLAYER	POSITION	COLLEGE
1	9	Anthony Wallace	Defender/Midfielder	South Florida
2*	14	Abdus Ibrahim	Forward	--
2**	18	Andrew Daniels	Forward	Brown
2	22	Ryan Guy	Forward	San Diego
3	28	Scott Jones	Forward	NC-Greensboro
4	43	Tommy Krizanovic	Forward	Jacksonville

* Acquired from Toronto FC, along with Adrian Serieux, on Nov. 17, 2006 in exchange for



ALL-TIME FC DALLAS DRAFT HISTORY

Ronnie O’Brien.

** Acquired from Colorado on Jan. 12, 2007, along with a second round pick in 2008, in exchange for Greg Vanney and a third round pick in 2008.

2007 SUPPLEMENTAL DRAFT

Table with 5 columns: ROUND, OVERALL, PLAYER, POSITION, COLLEGE. Rows for Round 1 (Sandy Gbandi Jr.) and Round 4 (Chase Wileman).

2006 SUPERDRAFT

Table with 5 columns: ROUND, OVERALL, PLAYER, POSITION, COLLEGE. Rows 1-4 including players like Dax McCarty, Justin Moore, Blake Wagner, etc.

* FC Dallas traded its 38th overall selection to Columbus for a third round pick in 2007.

2006 SUPPLEMENTAL DRAFT

Table with 5 columns: ROUND, OVERALL, PLAYER, POSITION, COLLEGE. Rows 1-4 including Christopher Joyce, Miguel Guante, Brad Napper, etc.

2005 SUPERDRAFT

Table with 5 columns: ROUND, OVERALL, PLAYER, POSITION, COLLEGE. Rows 1*, 3, 3, 4 including Drew Moor, Winston Marshall, Chris Gomez, etc.

* FC Dallas traded its 4th overall selection, an allocation and Brad Davis to San Jose for Richard Mulrooney, Arturo Alvarez, the 6th overall pick and the 29th overall pick. Dallas then traded its 12th overall selection to the MetroStars for Cornell Glen. FC Dallas also traded its 29th overall pick to Chicago for Henry Ring and a 2006 second round pick.

2005 SUPPLEMENTAL DRAFT

Table with 5 columns: ROUND, OVERALL, PLAYER, POSITION, COLLEGE. Rows 1-4 including Kevin Wilson, Abe Thompson, Aaron Pitchkolan, etc.

2004 SUPERDRAFT

Table with 5 columns: ROUND, OVERALL, PLAYER, POSITION, COLLEGE. Rows 1, 1*, 3 including Ramon Nunez, Clarence Goodson, Ty Maurin.



ALL-TIME FC DALLAS DRAFT HISTORY

Table with 5 columns: ROUND, OVERALL, PLAYER, POSITION, COLLEGE. Rows 4, 6 including David Wagenfuhr, Edwin Miranda. Includes a note about trading the 4th overall selection.

2003 SUPERDRAFT

Table with 5 columns: ROUND, OVERALL, PLAYER, POSITION, COLLEGE. Rows 1*-6 including Shavar Thomas, Jason Thompson, David Comfort, etc.

* Dallas traded its 12th and 55th overall selections to LA for the 10th pick. FCD also traded its fourth selection to the New York Red Bulls for M Brad Davis.

2002 SUPERDRAFT

Table with 5 columns: ROUND, OVERALL, PLAYER, POSITION, COLLEGE. Rows 1-5 including Chris Gbandi, Carl Bussey, Lee Morrison, etc.

* Dallas traded its 6th overall selection to San Jose for the 9th and 12th overall picks.

2001 SUPERDRAFT

Table with 5 columns: ROUND, OVERALL, PLAYER, POSITION, COLLEGE. Rows 1-6* including Joselito Vaca, Ryan Suarez, Edward Johnson, etc.

* Dallas traded its 6th round pick in the '02 SuperDraft to Chicago for the Fire's 6th round selection in the '01 SuperDraft.

2000 SUPERDRAFT

Table with 5 columns: ROUND, OVERALL, PLAYER, POSITION, COLLEGE. Rows 1*-6 including Aleksey Korol, Antonio Martinez, Steve Bernal, etc.

* Dallas traded Dante Washington to Columbus for the Crew's first-round pick (3rd overall). It traded that pick to Colorado for the Rapids' first-round pick (5th overall) and their first-round pick in the 2001 draft.



ALL-TIME FC DALLAS DRAFT HISTORY

1999 SUPPLEMENTAL DRAFT

ROUND	OVERALL	PLAYER	POSITION	COLLEGE
1	6	Kirk Wilson	Midfielder	Drake
2	18	Gabe Jones	Forward	St. Edward's

1999 COLLEGE DRAFT

ROUND	OVERALL	PLAYER	POSITION	COLLEGE
1*	4	Lazo Alavanja	Midfielder	Indiana
1	6	Bobby Rhine	Forward	Connecticut
1*	12	Paul Broome	Midfielder	SMU
2	24	Darren Warham	Defender	Lynn
3	30	Andrew Parrish	Defender	Indiana
3	35	Aaron Lewis	Forward	Western Baptist

* Dallas obtained the 4th and 12th overall picks from Chicago in exchange for the rights to Dema Kovalenko, who had been assigned to Dallas as a Project-40 player.

1998 COLLEGE DRAFT

ROUND	OVERALL	PLAYER	POSITION	COLLEGE
1	10	Matt Jordan	Goalkeeper	Clemson
2	20	Hans Wittusen	Defender	Brown
3*	25	Matt Caution	Forward	SW Missouri St.

* The Burn traded its 1999 2nd round college pick for Miami's 1998 3rd round pick. Dallas had traded its 1998 3rd round college pick to Tampa Bay in 1997 for Peter Hattrup.

1998 SUPPLEMENTAL DRAFT

ROUND	OVERALL	PLAYER	POSITION	COLLEGE
1	10	Chris Fox	Defender	Brown
2	20	Ernest Inneh	Forward	Brooklyn
3	30	Darren Sawatzky	Midfielder/Forward	Portland

1997 COLLEGE DRAFT

ROUND	OVERALL	PLAYER	POSITION	COLLEGE
1	6	Temoc Suarez	Forward	North Carolina
2	16	Alan Branigan	Defender	Rutgers

* Dallas traded its 1st round pick in supplemental draft plus a 3rd round pick in college draft to New England for the Revolution's 1st round pick in the supplemental draft.

1997 SUPPLEMENTAL DRAFT

ROUND	OVERALL	PLAYER	POSITION	COLLEGE
1	2	Wade Webber	Defender	Portland
1	4	Dan Stebbins	Forward	Notre Dame
2	20	Joey Martinez	Defender	---
3	26	Eric Stempinski	Forward	UW-Milwaukee

1996 DRAFT

ROUND	OVERALL	PLAYER	POSITION	COLLEGE
1	3	Ted Eck	Forward	W. Illinois
2	13	Tom Soehn	Defender	W. Illinois
3	23	Lawrence Lozzano	Defender	---
4	33	Brian Haynes	Midfielder	Erskine
5	43	Jason Kreis	Midfielder	Duke

ALL-TIME FC DALLAS DRAFT HISTORY

6	53	Mark Dodd	Goalkeeper	Duke
7	63	Rene Ortiz	Defender	---
8	73	Gerell Elliot	Forward	Fresno St.
9	83	John Kerr, Jr.	Midfielder	Duke
10	93	Jim McGeough	Defender	Farmingdale JC
11	103	Jorge Flores	Midfielder	---
12	113	Richard Farrer	Defender	New Mexico
13	123	Jimmy Glenn	Forward	Clemson
14	133	Steve Keller	Midfielder	Indiana
15	143	Ed Puskarich	Defender	SMU
16	153	Gabriel Gentile	Midfielder	North Texas

1996 SUPPLEMENTAL DRAFT

ROUND	OVERALL	PLAYER	POSITION	COLLEGE
2	14	Vagner	Defender	---
2	18	Chad Ashton	Midfielder	North Carolina
3	28	Jon Walker	Goalkeeper	Louisville

* Note: Dallas traded its first round pick to NY/NJ for MetroStars' 1st round pick in college draft.

1996 COLLEGE DRAFT

ROUND	OVERALL	PLAYER	POSITION	COLLEGE
1	3	Brandon Pollard	Defender	Virginia
1	8	Jeff Cassar	Goalkeeper	Florida Int'l
3	28	Brandon Cavitt	Midfielder	Sacramento St.

* Note: Dallas traded its second round selection to Tampa Bay for the Mutiny's 2nd round pick in supplemental draft.



ALL-TIME FC DALLAS PLAYER ALLOCATIONS

1996 ALLOCATIONS

PLAYER	DATE ALLOCATED	COUNTRY
Hugo Sanchez	October 17, 1995	Mexico
Mark Santel	January 22, 1996	United States
Washington Rodriguez	January 24, 1996	Uruguay
Leonel Alvarez	February 5, 1996	Colombia
Diego Sonora	April 2, 1996	Argentina

1997 ALLOCATIONS

PLAYER	DATE ALLOCATED	COUNTRY
Daniel Peinado	January 22, 1997	Argentina
Jorge Rodriguez	March 19, 1997	El Salvador
Alain Sutter	April 21, 1997	Switzerland
Damian Alvarez	April 28, 1997	Mexico

1998 ALLOCATIONS

PLAYER	DATE ALLOCATED	COUNTRY
Leonel Alvarez	January 9, 1998	Colombia
Chad Deering	July 2, 1998	United States

2004 ALLOCATION

PLAYER	DATE ALLOCATED	COUNTRY
Cory Gibbs	February 5, 2004	United States

2014 ALLOCATION

PLAYER	DATE ALLOCATED	COUNTRY
Cobi Span	Jan. 9, 2014	United States



ALL-TIME FC DALLAS PLAYER REGISTRY

UNFP	PLAYER	GP	GS	MIN	G	A	SHT	SOG	FC	FS	OFF	CK	C	E
9	F Jason Kreis	247	227	20290	91	65	686	313	357	358	121	300	34	2
33	F Kenny Cooper	121	105	9215	46	11	314	156	128	173	104	2	8	1
7	F Blas Perez	97	78	7059	36	14	197	89	141	164	52	0	14	5
11	F Fabian Castillo	159	139	12016	34	30	305	125	146	125	124	32	22	0
9	F Jeff Cunningham	66	47	4333	33	11	153	75	26	39	80	0	3	0
29	F Carlos Ruiz	69	62	5397	32	9	177	85	138	160	92	3	17	1
21	M Michael Barrios	179	156	13713	31	44	294	120	190	170	53	243	23	0
20	F Ariel Graziani	57	56	5038	30	12	180	97	108	120	86	28	13	1
37	F Maximiliano Urruti	95	90	7966	29	20	311	110	116	152	55	37	8	0
17	M Jorge Rodriguez	155	140	12972	25	18	160	78	181	118	7	38	22	2
10	M David Ferreira	113	108	9742	24	39	169	72	93	290	31	252	14	0
10	F Dante Washington	85	58	5260	24	15	166	89	72	114	65	0	7	0
13	F Tesho Akindele	133	67	6852	24	8	124	66	83	68	35	1	9	1
7	F Eddie Johnson	84	54	5303	24	6	157	64	98	117	61	1	4	0
10	M Mauro Diaz	109	84	7395	23	44	168	57	89	267	12	261	11	0
19	F Bobby Rhine	212	136	12622	23	34	204	95	179	202	64	17	27	3
20	D Brek Shea	98	78	6935	19	14	180	68	80	84	45	4	10	2
20	M Roland Lamah	61	50	4022	19	9	81	37	38	65	29	2	6	0
24	D Matt Hedges	262	254	22386	16	4	125	42	194	124	8	0	35	1
8	F Gerell Elliott	65	42	4123	15	13	119	77	26	63	45	2	1	0
9	M Ramon Nunez	77	42	4163	15	12	154	52	33	87	6	92	5	0
12	D Ryan Hollingshead	163	119	10762	15	10	142	51	139	135	24	4	13	0
11	F Damian	32	31	2372	15	9	99	52	27	95	47	70	10	2
7	F AbeThompson	69	32	3002	14	11	60	34	43	26	45	0	4	0
8	M Oscar Pareja	176	144	12543	13	47	187	75	328	365	26	88	38	1
15	M Chad Deering	147	132	11917	13	30	167	64	239	132	4	203	28	2
11	M Santiago Mosquera	64	34	3171	13	7	114	43	38	59	13	36	0	0
6	M Ronnie O'Brien	101	90	8247	12	35	244	106	181	114	15	119	18	0
14	M Ted Eck	156	116	10265	12	17	130	58	214	191	23	5	19	3
31	F Michel	74	58	4985	12	17	75	27	73	61	1	206	12	1
14	F Atiba Harris	125	103	9376	11	13	119	41	170	91	26	0	33	0
6	D Jackson	91	78	6864	11	13	178	51	152	106	26	11	17	3
12	F Arturo Alvarez	86	52	4692	11	11	131	66	90	62	20	96	8	0
3	D Reto Ziegler	80	78	6979	11	1	47	24	60	31	6	41	10	3
7	F Jesus Ferreira	54	42	3454	10	7	81	30	33	30	6	1	8	0
9	F Roberto Mina	37	24	2153	10	5	61	27	71	44	15	6	4	0
9	F David Texeira	41	28	2241	10	3	55	21	47	39	10	0	4	0
23	D Kellyn Acosta	117	91	8350	9	12	135	34	121	106	1	107	14	1
25	F Dominic Oduro	70	22	2568	9	4	61	32	35	47	29	0	3	0
13	F Zdenek Ondrasek	22	11	1059	9	3	37	18	25	9	5	0	3	0
10	M Brad Davis	55	45	3855	8	7	75	27	78	70	11	150	3	1
18	M Marvin Chavez	54	43	3572	8	6	82	32	60	76	24	35	9	0
13	M Brian Haynes	77	38	4022	8	6	58	29	62	59	8	87	3	1
18	F Toni Nhleko	34	22	1978	8	6	71	30	56	32	33	0	3	0
14	M Dominique Badji	38	33	2660	8	4	52	24	38	46	21	0	6	0
8	M Juan Toja	43	42	3671	8	3	54	29	115	64	10	2	7	0
3	D Drew Moor	123	111	10031	8	2	62	23	84	99	3	1	16	1
11	M Antonio Martinez	68	37	3880	7	23	53	22	56	78	22	115	3	1
20	F Ronald Cerritos	38	20	2061	7	7	55	35	26	28	36	0	0	0
16	F Aleksey Korol	36	14	1396	7	4	42	23	30	14	11	4	1	0

ALL-TIME FC DALLAS PLAYER REGISTRY

UNFP	PLAYER	GP	GS	MIN	G	A	SHT	SOG	FC	FS	OFF	CK	C	E
25	D Walker Zimmerman	89	71	6567	7	1	53	21	73	44	1	0	5	0
29	F Franco Jara	19	16	1388	7	0	37	20	27	27	11	1	4	0
18	D Richard Farrer	158	141	12699	6	7	31	15	134	99	9	1	15	1
20	F Mickey Trotman	27	18	1508	6	4	56	22	37	42	22	2	3	0
27	M Je-Vaughn Watson	78	66	5839	6	4	60	22	86	42	9	0	12	4
9	F Hugo Sanchez	23	21	1708	6	3	40	23	27	36	9	0	6	1
7	F Milton Rodriguez	26	18	1346	6	2	42	16	15	8	20	1	2	0
14	D George John	119	114	9907	6	1	51	18	110	89	1	0	16	1
7	M Mark Santel	133	114	10240	5	22	63	37	136	97	33	26	13	0
13	M Dax McCarty	93	71	6381	5	17	65	26	63	127	3	113	8	0
10	M Joselito Vaca	73	61	5337	5	17	101	43	73	82	19	24	9	0
11	M Andre Rocha	49	40	3421	5	9	75	29	79	44	2	60	11	2
4	M Andrew Jacobson	98	85	7281	5	7	114	28	132	110	8	1	14	0
8	M Victor Ulloa	144	114	10303	5	6	56	19	117	81	1	70	12	0
3	D Ugo Ihemelu	68	66	5904	5	2	28	10	59	53	1	0	12	0
17	D Aaron Pitchkolan	68	41	4068	5	1	30	13	67	34	6	0	11	1
17	D Zach Loyd	180	168	14742	4	8	37	9	171	176	5	1	16	4
3	D Ryan Suarez	56	55	4837	4	5	39	18	115	81	7	0	16	2
2	D Eric Dade	111	98	8634	4	3	26	12	163	66	2	0	20	1
31	D Maynor Figueroa	70	65	5767	4	2	69	16	56	35	2	0	17	1
10	M Washington Rodriguez	14	9	806	4	2	28	16	16	18	7	10	2	1
9	F Cristian Colman	41	16	1565	4	1	61	26	24	21	14	0	1	1
14	M Leonel Alvarez	70	69	6091	3	17	55	26	134	88	6	4	29	5
8	M Richard Mulrooney	32	30	2649	3	11	19	7	29	41	5	49	2	0
7	F Dave van den Bergh	30	30	2446	3	11	35	14	13	20	1	107	2	0
4	D Diego Sonora	47	47	4141	3	9	32	17	61	74	14	30	7	0
2	D Chris Gbandi	111	100	8957	3	8	42	20	121	98	12	2	29	2
16	M Temoc Suarez	56	27	2496	3	8	37	15	41	40	8	19	5	0
12	M Eric Avila	63	9	1807	3	7	30	13	23	31	0	15	1	0
7	M Carlos Gruezo	98	93	8145	3	7	81	14	181	55	3	0	25	1
19	M Paxton Pomykal	38	24	2291	3	5	30	11	29	72	1	31	5	0
20	D Clarence Goodson	74	66	5898	3	2	37	17	90	76	5	1	20	0
9	F Fafa Picault	18	11	1040	3	2	22	8	5	13	3	0	1	0
11	F John Jairo Trellez	17	9	792	3	2	16	7	10	16	15	1	0	0
17	F John Kerr	12	10	840	3	1	18	10	8	14	6	2	0	0
6	D Steve Morrow	41	41	3683	3	0	18	8	48	19	0	0	3	0
4	M Paul Broome	87	64	6130	2	16	27	16	101	105	8	2	20	2
5	D Jair Benitez	153	140	12396	2	12	57	9	104	202	6	23	16	2
66	M Alain Sutter	25	25	2142	2	10	53	26	20	48	4	67	4	0
21	M Lazo Alavanja	25	15	1485	2	5	17	5	32	23	0	15	4	0
2	D Reggie Cannon	67	64	5640	2	5	24	7	43	86	0	1	12	0
2	M Daniel Hernandez	89	81	7230	2	5	60	13	147	95	0	59	17	2
91	F Andres Escobar	23	18	1590	2	4	23	8	16	52	2	37	0	0
22	M Daniel Peinado	25	22	1870	2	4	13	9	57	46	0	0	4	1
8	M Bryan Acosta	37	33	2833	2	3	71	19	87	28	1	42	14	1
6	M Eric Alexander	39	28	2272	2	3	32	8	17	8	2	0	1	0
77	M Mauro Rosales	23	4	544	2	3	6	3	8	12	2	23	2	0
18	M Brandon Servania	30	17	1516	2	3	30	9	22	21	0	0	3	0
11	M Ricardo Villar	29	22	1926	2	2	34	12	31	44	3	71	2	0
5	M Jorge Flores	34	19	1736	2	1	20	9	30	19	0	9	6	0



ALL-TIME FC DALLAS PLAYER REGISTRY

UNFP	PLAYER	GP	GS	MIN	G	A	SHT	SOG	FC	FS	OFF	CK	C	E
11	M Lawrence Lozzano	31	31	2688	2	1	25	15	50	55	7	0	3	0
34	F Ruben Luna	26	4	663	2	1	16	6	18	18	7	0	1	0
9	F Maicon Santos	11	9	726	2	1	40	11	11	12	8	0	0	0
16	F Ricardo Pepi	24	4	529	2	1	16	7	10	5	5	0	0	0
3	D Wade Webber	18	18	1588	2	1	7	3	27	13	1	1	1	0
31	F Scott Sealy	16	8	641	2	0	16	6	8	7	8	0	0	0
6	M Pablo Ricchetti	68	66	5817	1	6	21	5	88	49	0	0	19	2
17	M Simo Valakari	85	84	7376	1	6	29	9	232	74	0	1	22	2
5	M Marcelo Saragosa	54	44	3516	1	5	21	6	100	72	1	0	15	3
2	D Hernan Grana	30	30	2660	1	4	8	2	24	13	2	0	8	0
8	M Bruno Guarda	40	19	1941	1	3	20	9	43	38	7	3	7	0
15	M Jacori Hayes	38	20	1936	1	3	15	6	27	66	0	0	3	1
15	F Eric Quill	23	16	1377	1	3	23	12	23	15	5	13	1	0
3	M Greg Vanney	53	53	4720	1	3	17	8	63	23	1	17	7	1
4	D Bressan	36	23	2286	1	2	12	6	30	20	0	0	5	0
11	F Ali Curtis	8	6	474	1	2	9	5	4	11	1	1	0	0
12	M Julian de Guzman	12	10	929	1	2	9	2	15	12	0	0	2	0
5	D Lubos Kubik	11	11	998	1	2	12	5	12	6	0	1	0	1
11	M Javier Morales	15	8	757	1	2	7	3	14	7	0	40	1	0
10	M Andres Ricuarte	14	13	1112	1	2	17	6	16	45	0	36	1	0
16	D David Wagenfuhr	45	30	2692	1	2	15	4	51	31	0	0	2	0
7	M Daniel Cruz	10	6	543	1	1	7	3	12	12	0	8	2	1
4	D Brian Dunseth	9	9	806	1	1	3	2	12	5	0	0	0	0
3	D Ezra Hendrickson	16	15	1367	1	1	6	1	8	10	0	0	2	0
22	D Stephen Keel	24	19	1804	1	1	4	1	16	12	3	0	3	0
32	F Jonathan Top	4	1	101	1	1	2	2	3	1	0	0	0	0
15	M Mark Wilson	20	14	1197	1	1	21	5	20	18	0	0	2	0
4	M Chad Ashton	23	10	974	1	0	23	8	11	12	0	27	1	0
17	F Francis Atuahene	1	0	26	1	0	2	1	0	0	0	0	0	0
16	M Matt Behncke	33	25	2256	1	0	14	4	48	29	2	0	4	0
10	M Denilson	8	7	606	1	0	14	4	10	21	2	15	3	0
17	M Zak Ibsen	16	14	1238	1	0	7	6	22	17	1	0	1	0
5	D Steve Jolley	41	40	3485	1	0	17	8	36	22	2	0	5	0
13	D Hernan Pertuz	30	24	2116	1	0	7	2	22	10	0	0	0	0
22	Carlos Rodriguez	24	12	1303	1	0	14	5	24	30	2	0	1	0
5	M Esmundo Rodriguez	3	1	84	1	0	1	1	0	2	1	0	0	0
12	M Victor Sikora	5	4	274	1	0	4	1	5	7	1	6	1	0
21	D Shavar Thomas	15	14	1252	1	0	4	2	34	6	0	1	2	1
16	D Bobby Warshaw	32	7	889	1	0	6	2	13	9	0	0	2	0
24	M Heath Pearce	34	32	2892	0	7	37	3	27	11	0	27	6	0
23	M Sergi Daniv	31	28	2334	0	4	31	13	56	48	3	1	8	2
14	F Bryan Reynolds	27	15	1379	0	4	5	1	24	18	0	0	2	0
15	D Adrian Serieux	34	34	2732	0	4	14	2	38	46	0	0	4	1
3	D Carey Talley	43	33	2780	0	4	22	11	50	29	3	1	8	1
12	D Brandon Pollard	106	91	8337	0	3	11	3	137	104	1	0	11	0
5	D Moises Hernandez	31	24	2084	0	2	10	4	46	14	2	3	4	2
10	D Ricardo Iribarren	22	21	1675	0	2	1	1	53	14	0	0	10	0
22	G Matt Jordan	114	114	10358	0	2	0	0	4	18	0	0	2	1
10	M Ricardinho	15	4	416	0	2	11	5	11	14	4	1	0	0
6	D Tom Soehn	39	32	2968	0	2	9	4	48	27	0	0	6	0

ALL-TIME FC DALLAS PLAYER REGISTRY

UNFP	PLAYER	GP	GS	MIN	G	A	SHT	SOG	FC	FS	OFF	CK	C	E
21	F Hamisi Amani-Dove	6	0	101	0	1	6	1	4	4	2	0	1	0
4	M Kyle Bekker	8	2	313	0	1	7	3	1	0	0	5	1	0
13	M Carl Bussey	9	1	184	0	1	3	1	5	7	2	0	0	0
33	M Edwin Cerrillo	14	11	935	0	1	4	0	20	6	0	0	2	0
4	D Duilio Davino	23	22	1958	0	1	5	2	14	6	0	0	3	0
1	G Mark Dodd	92	88	7977	0	1	1	1	2	13	0	0	2	0
1	G Scott Garlick	40	38	3525	0	1	0	0	0	2	0	0	1	0
2	D Cory Gibbs	21	21	1850	0	1	12	2	32	29	0	0	4	0
1	G Kevin Hartman	83	83	7425	0	1	0	0	0	14	0	0	0	0
29	F Eric Hassli	15	4	429	0	1	16	4	10	6	9	0	2	0
9	M Peter Hattrup	7	2	225	0	1	4	2	3	1	2	4	0	0
12	F Miles Joseph	9	3	389	0	1	8	3	9	5	0	2	2	0
6	D Anton Nedyalkov	9	9	770	0	1	6	1	5	7	0	0	1	0
26	D John Nelson	20	12	1156	0	1	4	1	1	5	0	0	0	0
44	G Dario Sala	100	99	8845	0	1	2	1	7	20	0	0	12	2
5	M Thiago Santos	20	19	1623	0	1	8	0	41	47	0	0	8	0
25	D Jack Stewart	2	1	109	0	1	0	0	0	0	0	0	0	0
15	M Tanner Tessmann	19	9	1001	0	1	16	4	7	7	0	0	0	0
20	M Hendry Thomas	10	9	770	0	1	4	0	19	9	0	0	2	1
28	M Chase Wileman	2	0	47	0	1	1	0	0	0	0	0	0	0
44	M Abel Aguilar	4	1	131	0	0	3	0	4	2	0	0	0	0
10	M Pablo Aranguiz	20	10	844	0	0	18	5	17	23	2	15	0	0
13	M Bradlee Baladez	1	0	27	0	0	0	0	2	0	0	0	0	0
6	M Brian Bates	4	2	127	0	0	0	0	2	0	0	0	0	0
28	F Colin Bonner	1	1	27	0	0	0	0	1	0	0	0	0	0
5	M Tenywa Bonseu	47	47	4159	0	0	10	4	52	30	0	0	6	1
19	D Chris Brown	1	0	16	0	0	0	0	0	0	0	0	0	0
14	F Mike Burke	2	0	41	0	0	1	1	1	0	0	0	0	0
30	G Ray Burse	25	24	2223	0	0	0	0	0	6	0	0	1	0
00	G Jeff Cassar	33	30	2676	0	0	0	0	0	0	0	0	2	0
5	M Carlos Cermeno	8	3	315	0	0	1	0	5	6	0	3	2	0
5	M Ezequiel Cirigliano	7	5	431	0	0	1	0	6	0	0	0	0	0
22	G D.J. Countess	25	25	2294	0	0	0	0	1	1	0	0	3	0
16	F Coy Craft	6	1	101	0	0	3	0	1	2	1	0	0	0
2	D Aubrey David	5	4	363	0	0	0	0	5	5	0	0	1	0
	D Kyle Davies	14	12	961	0	0	2	2	9	7	0	0	0	0
2	M Michael Dello-Russo	11	4	540	0	0	5	2	6	3	1	7	0	0
27	D Edson Edward	1	0	5	0	0	0	0	0	0	0	0	0	0
12	M Erick	9	8	652	0	0	7	0	13	16	0	0	1	0
20	M Rolando Escobar	14	2	398	0	0	7	3	4	11	1	13	0	0
24	M Justin Evans	9	1	300	0	0	0	0	6	5	0	0	2	1
1	G Raul Fernandez	47	46	4158	0	0	1	0	0	6	0	0	2	0
13	F Maykel Galindo	6	1	147	0	0	2	0	0	0	2	0	0	0
26	M Danny Garcia	4	4	282	0	0	2	2	3	13	1	1	0	0
9	F Gettersson	4	2	152	0	0	4	2	2	1	0	0	0	0
23	F Jimmy Glenn	9	0	115	0	0	5	4	2	1	2	0	0	0
14	F Gavin Ginton	10	3	273	0	0	4	2	4	10	3	0	1	0
1	G Jesse Gonzalez	101	101	9090	0	0	0	0	1	18	0	0	16	0
90	M Luis Gonzalez	2	0	8	0	0	0	0	0	1	0	0	0	0
33	D Aaron Guillen	8	5	480	0	0	2	0	7	3	0	0	2	0



ALL-TIME FC DALLAS PLAYER REGISTRY

7	M	Edwin Gyasi	4	1	82	0	0	2	1	2	3	1	0	0	0
17	M	Jeremy Hall	4	2	291	0	0	0	0	3	0	1	0	0	0
1	G	Shaka Hislop	10	10	900	0	0	0	0	0	0	0	0	0	0
26	D	Walker Hume	2	2	180	0	0	0	0	2	1	0	0	1	0
34		Agustin Jara	3	0	12	0	0	0	0	0	0	0	0	0	0
27	M	Gabe Jones	1	0	7	0	0	0	0	0	0	0	1	0	0
1	G	Dan Kennedy	16	16	1440	0	0	0	0	1	4	0	0	3	0
30	G	Garth Lagerwey	10	9	810	0	0	0	0	1	3	0	0	1	0
21	M	Bryan Leyva	9	6	446	0	0	3	1	2	7	0	12	0	0
22	F	Carlos Lizarazo	8	2	161	0	0	5	1	3	2	0	9	0	0
8	M	Peter Luccin	14	4	446	0	0	10	2	14	4	0	1	4	0
27	M	James Marcelin	16	6	641	0	0	3	2	7	4	0	0	0	0
17	F	Peri Marosevic	4	0	47	0	0	1	0	1	1	0	0	0	0
24	D	Joey Martinez	19	19	1503	0	0	2	2	24	5	0	0	4	0
20	G	Jimmy Maurer	31	31	2742	0	0	0	0	1	7	0	0	1	0
23	M	Ty Maurin	3	0	17	0	0	0	0	0	0	0	0	0	0
25	D	Josue Mayard	3	0	27	0	0	1	0	1	0	0	0	0	0
99	G	Phelipe Megiolaro	1	1	90	0	0	0	0	0	0	0	0	0	0
6	M	Adam Moffat	20	13	1150	0	0	14	1	22	6	1	0	4	1
24	D	Justin Moore	2	1	159	0	0	0	0	1	1	0	0	0	0
14	D	Lee Morrison	3	1	103	0	0	1	0	3	0	0	0	0	0
21	G	Johann Noetzel	1	1	90	0	0	0	0	0	0	0	0	0	0
24	M	Percy Olivares	6	2	251	0	0	3	0	4	7	0	0	1	0
20	M	Juan Esteban Ortiz	5	2	171	0	0	0	0	5	1	0	0	2	0
23	D	Rene Ortiz	2	1	96	0	0	0	0	2	0	0	0	0	0
6	D	Marquinhos Pedrosa	15	14	1289	0	0	8	1	23	9	2	0	3	0
15	D	Luis Perea	2	0	15	0	0	0	0	0	0	0	0	0	0
15	M	Timo Pitter	1	0	9	0	0	1	0	1	0	0	0	0	0
25	D	Steve Purdy	5	4	338	0	0	2	0	2	1	0	0	1	0
3	D	Ed Puskarich	18	14	1238	0	0	2	1	12	14	1	0	2	0
32	D	Kris Reaves	2	2	168	0	0	0	0	1	0	1	0	0	0
14	D	Milton Reyes	12	9	828	0	0	9	1	18	29	1	0	4	0
24	M	Angel Rivillo	1	0	19	0	0	0	0	0	0	0	0	0	0
23	M	Thomas Roberts	6	3	237	0	0	3	1	3	2	0	0	0	0
22	D	Philip Salyer	27	23	2078	0	0	9	1	21	13	1	0	4	0
21	F	Alvaro Sanchez	3	2	197	0	0	4	2	0	1	0	2	0	0
25	F	Juan Sastoque	5	0	72	0	0	0	0	1	1	3	0	0	0
7	F	Darren Sawatzky	1	0	3	0	0	0	0	0	0	0	0	0	0
31	F	Dante Sealy	5	0	49	0	0	2	0	4	3	0	0	0	0
18	G	Chris Seitz	67	67	6012	0	0	0	0	0	7	0	0	2	0
22	G	Chris Snitko	1	0	24	0	0	0	0	0	0	0	0	0	0
20	F	Dan Stebbins	1	1	38	0	0	1	1	0	2	0	0	0	0
12	M	Jordan Stone	25	11	1293	0	0	2	0	17	10	0	0	1	1
17	F	Jason Thompson	1	0	1	0	0	0	0	0	0	0	0	0	0
4	D	Daniel Torres	15	8	886	0	0	1	0	10	7	0	0	1	1
22	F	Ema Twumasi	7	1	107	0	0	2	0	2	0	0	0	0	0
13	M	Mandi Urbas	3	0	40	0	0	1	1	0	1	0	0	0	0
19	D	Blake Wagner	40	32	2947	0	0	11	0	32	43	1	0	3	0
34	D	Nicholas Walker	1	0	3	0	0	0	0	0	0	0	0	0	0
26	D	Anthony Wallace	15	11	842	0	0	4	1	7	3	1	0	0	0
31	F	Jamie Watson	1	0	11	0	0	0	0	1	0	0	0	0	0

ALL-TIME FC DALLAS PLAYER REGISTRY

23	F	Andrew Wiedeman	8	1	172	0	0	3	2	2	3	3	2	0	0
5	M	Kirk Wilson	6	3	267	0	0	3	1	5	3	0	0	0	0
21	D	London Woodberry	8	3	363	0	0	1	1	1	3	0	0	1	0
31	F	Jason Yeisley	5	0	39	0	0	1	0	0	1	1	0	0	0
21	D	Alex Yi	27	21	1911	0	0	8	3	37	13	0	0	6	0
29	M	Alex Zendejas	8	2	187	0	0	0	0	1	6	0	3	0	0

ALL-TIME FC DALLAS GOALKEEPER REGISTRY

UNFP	GOALKEEPER	GP	GS	MIN	SHT	SV	GA	GAA	PG	PA	W	L	T	SO
2	D	Chris Gbandi	1	0	1	0	0	0.00	0	0	0	0	0	0
12	M	Ryan Hollingshead	1	0	1	1	1	0.00	0	0	0	0	0	0
21	G	Johann Noetzel	1	1	90	8	7	1.00	0	0	1	0	0	0
1	G	Kevin Hartman	83	83	7425	343	239	1.08	6	10	34	23	25	28
20	G	Jimmy Maurer	31	31	2742	127	94	1.08	4	5	11	7	12	11
1	G	Dan Kennedy	16	16	1440	48	30	1.19	3	4	7	5	4	5
18	G	Chris Seitz	67	67	6012	269	175	1.30	6	11	32	18	17	17
1	G	Jesse Gonzalez	101	101	9089	412	274	1.32	11	17	43	32	26	31
44	G	Dario Sala	100	99	8845	472	328	1.38	7	8	39	33	27	23
1	G	Scott Garlick	40	38	3525	207	150	1.40	3	3	16	14	9	10
1	G	Raul Fernandez	47	46	4158	224	154	1.43	5	7	16	18	12	11
30	G	Ray Burse	25	24	2223	137	97	1.50	4	4	7	12	6	3
22	G	Matt Jordan	114	114	10358	660	458	1.51	11	19	52	46	15	30
1	G	Mark Dodd	92	88	7977	686	495	1.57	14	18	44	45	0	16
30	G	Garth Lagerwey	10	9	810	58	41	1.67	1	1	6	3	0	1
30	G	Kyle Zobeck	4	3	318	18	11	1.70	1	1	2	1	1	0
00	G	Jeff Cassar	33	30	2676	167	110	1.78	0	1	8	15	6	6
1	G	Shaka Hislop	10	10	900	57	36	1.90	0	0	4	5	1	0
22	G	D.J. Countess	25	25	2293	180	121	1.92	6	10	5	15	5	2
99	G	Phelipe Megiolaro	1	1	90	9	6	3.00	0	0	0	1	0	0
22	G	Chris Snitko	1	0	24	2	0	7.50	0	0	0	0	0	0

TEAM TOTALS		786	786	70997	4085	2827	1116	1.41	82	119	327	293	166	195
OPPONENT TOTALS		786	786	70997	4215	2890	1162	1.47	87	109	293	327	166	184



FC DALLAS MLS REGULAR SEASON COACHING RECORDS

Table with 9 columns: YEAR, COACH, W, L, T, PCT, OT, SHO, PTS. Rows include coaching records from 1996 to 2020, ending with a TOTALS row.

INDIVIDUAL COACHING RECORDS

Table with 8 columns: COACH, W, L, T, PCT, OT, SHO, PTS. Rows list individual coaches and their career totals.

FC DALLAS MLS PLAYOFF COACHING RECORDS

Table with 7 columns: YEAR, COACH, W, L, T, PCT, OT, SHO. Rows include playoff coaching records from 1996 to 2020, ending with a TOTALS row.

PLAYOFF HISTORY

Table with 12 columns: VS. TEAM, NO. OF SERIES, GP, W-L-T, OT, SHO, GF, GA, LAST MTG., RND, SERIES RESULT. Rows list playoff matchups from 1996 to 2020, ending with a TOTALS row.

KEY: Rnd Round, WC Wild Card, Q Quarterfinals, WS West Semifinals, S Semifinals, F MLS Cup



FC DALLAS POSTSEASON HISTORY

DATE	OPP.	RES.	ATT.	W-L-T	RD	NOTES:
9/26/96	@Kansas City	L 2-3	4,466	0-1-0	Q	DAL: Elliott (21), Ashton (25); KC: Johnston (16), McKeon(79) Preki (89)
9/29/96	Kansas City	W 2-1	10,125	1-1-0	Q	DAL: Kreis (5) Washington (32); KC: Preki (30)
10/2/96	Kansas City	L 2-3	9,802	1-2-0	Q	DAL: Sanchez (27) Elliott (66); KC: Chung (41) Takawira (62)
10/5/97	@LA Galaxy	W 1-0	18,921	1-0-0	Q	Win in MLS Shootout: Sutter, Damian (2-0).
10/8/97	LA Galaxy	W 3-0	11,248	2-0-0	Q	DAL: Washington (29,69) Peinado (86)
10/12/97	Colorado	L 0-1	7,376	2-1-0	Q	COL: S. Henderson (42)
10/15/97	@Colorado	L 1-2	18,452	2-2-0	S	DAL: Damian (5); COL: Patino (22) C. Henderson (87)
10/1/98	@LA Galaxy	L 1-6	10,047	0-1-0	S	DAL: Washington (47). LA: Pena (10,69) Hermosillo (16,32) Cienfuegos (20) Welton (41)
10/4/98	LA Galaxy	L 2-3	8,130	0-2-0	Q	DAL: Haynes (44) Kreis (48) LA: Hendrickson (80) Caligiuri (85) Mathis (88)
10/16/99	Chicago	W 2-1	10,980	1-0-0	Q	DAL: Graziani (52) Santel (75); CHI: Ball (79)
10/23/99	@Chicago	L 0-4	13,197	1-1-0	Q	CHI: Nowak (18) Kosecki (36) Razov (43) Kovalenko (46)
10/27/99	Chicago	W 3-2	9,795	2-1-0	Q	DAL: Deering (55) Rodriguez (84) Graziani (86); CHI: Razov (3) Marsch (5)
10/31/99	@LA Galaxy	L 1-2	17,372	2-2-0	Q	DAL: Graziani (75); LA: Cienfuegos (39) Hendrickson (90)
11/7/99	LA Galaxy	W 3-2	13,816	3-2-0	S	DAL: Graziani (33,73); LA: Hermosillo (13,54)
11/11/99	@LA Galaxy	L 1-3	25,703	3-3-0	S	DAL: Kreis (89); LA: Vanney (3) Hermosillo (20) Cienfuegos (68)
9/15/00	@MetroStars	L 1-2*	14,868	0-1-0	S	DAL: Rhine (67); MET: Mathis (34) Valencia (100)
9/20/00	MetroStars	L 1-2	7,555	0-2-0	Q	DAL: J. Rodriguez (82); MET: Mathis (53,81)
9/20/01	@Chicago	L 0-2	8,314	0-1-0	Q	CHI: Bocanegra (40) Whitfield (90)
9/23/01	Chicago	T 1-1*	17,149	0-1-1	Q	DAL: Deering (27); CHI: J. Beasley (84)
9/29/01	@Chicago	L 0-2	12,811	0-2-1	Q	CHI: Kovalenko (17) Armas (55)
9/25/02	Colorado	W 4-2	6,360	1-0-0	Q	DAL: Morrow (26), Kreis (49), Deering (68), Martinez (70). COL: Valderrama (1), Spencer (75)
9/28/02	@Colorado	L 0-1	9,637	1-1-0	Q	COL: Carrieri (78)
10/2/02	Colorado	T 1-2^	8,008	1-1-1	Q	DAL: Rhine (6); COL: Spencer (22), Chung (101)
10/22/05	@Colorado	T 0-0	9,625	0-0-1	Q	-
10/29/05	Colorado	T 2-2*	10,104	0-0-2	Q	DAL: Ruiz (67,105); COL: Cunningham (19) Kotschau (105)
10/21/06	@Colorado	W 2-1	4,176	1-0-0	Q	DAL: Ruiz (15) Thompson (55); COL: Cooke (23)
10/28/06	Colorado	L 2-3*	15,486	1-1-0	Q	DAL: Ruiz (48) Goodson (92); COL: Hernandez (57,83) Mathis (114)
10/27/07	Houston	W 1-0	12,537	1-0-0	Q	DAL: Goodson (23)
11/2/07	@Houston	L 1-4*	30,088	1-1-0	Q	DAL: Ruiz (14); HOU: Holden (66) Ching (72,97) Davis (100)
10/30/10	Salt Lake	W 2-1	11,003	1-0-0	Q	DAL: Cunningham (44) Avila (88); RSL: Espindola (5)
11/6/10	@ Salt Lake	T 1-1	19,324	1-0-1	Q	DAL: McCarty (17); RSL: Findley (80)
11/14/10	@LA Galaxy	W 3-0	27,000	2-0-1	S	DAL: Ferreira (26) John (54) Chavez (73)
11/21/10	Colorado	L 1-2*	21,700	2-1-1	F	DAL: Ferreira (35); COL: Casey (57) own goal (107)
10/26/11	New York	L 0-2	10,017	0-1-0	WC	NY: Lindpere (61) Henry (90)
10/29/14	Vancouver	W 2-1	10,279	1-0-0	WC	DAL: Akindele (40), Michel (84). VAN: Hurtado (64)
11/2/14	Seattle	D 1-1	16,112	1-0-1	Q	DAL: Michel (34). SEA: Alonso (54)
11/10/14	@Seattle	D 0-0	38,912	1-0-2	Q	-

FC DALLAS POSTSEASON HISTORY

DATE	OPP.	RES.	ATT.	W-L-T	RD	NOTES:
11/1/15	@Seattle	L 1-2	39,599	0-1-0	Q	DAL: Castillo (18); SEA: Ivanschitz (67) Dempsey (86)
11/8/15	Seattle	W 2-1*	17,287	0-1-1	Q	DAL: Akindele (84) Zimmerman (91+); SEA: Marshall (90)
11/22/15	@Portland	L 1-3	21,144	0-2-1	S	DAL: Texeira (62); POR: Ridgewell (23) Asprilla (53) Borchers (91+)
11/29/15	Portland	T 2-2	21,144	0-2-2	S	DAL: Hollingshead (68) Blas Perez (73); POR: Adi (54) Melano (95+)
10/30/16	@Seattle	L 3-0	37,073	0-1-0	Q	SEA: Valdez (50), Lodeiro (55), Lodeiro (58)
11/6/16	Seattle	W 2-1	14,878	1-1-0	Q	DAL: Akindele (25), Urruti (56). SEA: Lodeiro (54)
10/31/18	Portland	L 2-1	10,297	0-1-0	WC	POR: Valeri (23,71). DAL: Hedges (90+4)
10/19/19	@Seattle	L 4-3*	37,722	0-1-0	WC	DAL:Cannon(39),Hedges(63)Acosta(82).SEA:Ruidíaz(18),Morris(22,74,113)
11/22/20	@Portland	T 1-1*	0	0-0-1	WC	DAL: Pepi (93+); POR: Villafana (82)
12/01/20	@Seattle	L 1-0	0	0-1-1	Q	SEA: O'Neill (49)

KEY

Round

Wild Card

Quarterfinals

Semifinals

MLS Cup

Overtime

Overtime/Sudden Death

Extra Time



FC DALLAS ALL-TIME INTERNATIONAL RESULTS

YEAR	DATE	OPPONENT	H/A	RESULT	COMPETITION
1996	Nov. 16	El Salvador Selection	Home	W, 3-2	Friendly
1997	July 11	CD Guadalajara (Mexico)	Home	L, 5-0	Friendly
	Dec. 10	Guatemala Selection	Away	L, 5-1	Friendly
	Dec. 12	CSD Comunicaciones (Guatemala)	Away	L, 1-0	Friendly
1998	March 4	CD Necaxa (Mexico)	Home	L, 4-1	CONCACAF Winners
	March 8	CDSC Cruz Azul (Mexico)	Home	L, 2-1	CONCACAF Winners
	Nov. 11	Tecos UAG (Mexico)	Away	L, 4-1	Friendly
2000	Nov. 3	Atlas CF (Mexico)	Home	W, 2-0	Friendly
	Nov. 6	Bachilleres (Mexico)	Home	T, 1-1	Friendly
	Nov. 8	CD Guadalajara (Mexico)	Away	L, 1-0	Friendly
2001	March 24	CD Guadalajara (Mexico)	Home	T, 2-2	Friendly
	Nov. 5	CD Platense (Honduras)	Home	T, 0-0	Friendly
2002	March 13	W Connection (Trinidad and Tobago)	Home	W, 3-0	Friendly
	Oct. 26	CD Olimpia (Honduras)	Neutral	T, 0-0 (6-5 DAL pk)	Friendly
2003	July 9	CD Aguila (El Salvador)	Home	T, 3-3 (3-1 DAL pk)	Friendly
2006	March 22	Atlas CF (Mexico)	Home	W, 4-1	Friendly
	July 19	Tigres UANL (Mexico)	Home	W, 2-0	Rio Grande Plate
	July 26	Tigres UANL (Mexico)	Away	L, 0-2 (5-4 DAL pk)	Rio Grande Plate
2007	March 7	CA Paranaense (Brazil)	Away	L, 3-1	Friendly
	March 31	CA Paranaense (Brazil)	Home	L, 1-0	Friendly
	July 7	Tigres UANL (Mexico)	Away	L, 2-0	Rio Grande Plate
	July 11	Tigres UANL (Mexico)	Home	L, 2-0	Rio Grande Plate
	July 24	CD Guadalajara (Mexico)	Home	T, 1-1	SuperLiga
	July 28	CF Pachuca (Mexico)	Home	T, 2-2	SuperLiga
	Dec. 1	TT Pro League Forein All-Stars (TRI)	Away	T, 2-2 (7-6 DAL pk)	Friendly
	Dec. 3	TT Pro League Local All-Stars (TRI)	Away	L, 1-0	Friendly
2008	Feb. 20	Tigres UANL (Mexico)	Away	L, 2-1	Rio Grande Plate
	March 6	CA Paranaense (Brazil)	Away	W, 2-0	Friendly
	March 22	CA Paranaense (Brazil)	Home	W, 2-1	Friendly
	June 29	CD Guadalajara (Mexico)	Home	L, 2-1	Friendly
	Sept. 7	Club America (Mexico)	Home	W, 2-1	Friendly
	Oct. 14	Tigres UANL (Mexico)	Home	W, 3-2 (3-1 L pk)	Rio Grande Plate
2009	March 4	CA Paranaense (Brazil)	Away	L, 4-2	USA-BRA Challenge
	March 14	CA Paranaense (Brazil)	Home	W, 1-0 (5-4 L pk)	USA-BRA Challenge
	June 10	CS Herediano (Costa Rica)	Home	W, 2-0	Friendly
	July 15	CSD Comunicaciones (Guatemala)	Home	W, 2-0	Friendly
2010	Aug. 5	Inter Milan (Italy)	Home	T, 2-2	Friendly
2011	March 23	Tigres UANL (Mexico)	Away	L, 2-1	Rio Grande Plate
	July 28	Alianza FC (El Salvador)	Away	W, 1-0	CCL
	Aug. 3	Alianza FC (El Salvador)	Home	W, 1-1	CCL
	Aug. 17	Pumas UNAM (Mexico)	Away	W, 1-2	CCL
	Aug. 24	Toronto FC (Canada)	Away	W, 1-3	CCL
	Sept. 3	Tigres UANL (Mexico)	Home	T, 2-1 (6-5 DAL pk)	Rio Grande Plate
	Sept. 14	Tauro FC (Panama)	Home	T, 1-1	CCL
	Sept. 21	Pumas UNAM (Mexico)	Home	L, 2-0	CCL
	Sept. 28	Tauro FC (Panama)	Away	L, 5-3	CCL
	Oct. 18	Toronto FC (Canada)	Home	L, 3-0	CCL
2012	Sept. 9	Leon (Mexico)	Home	T, 3-3 (4-3 L pk)	Friendly
2013	July 27	Stoke City FC (England)	Home	L, 1-0	Friendly
2014	July 23	Aston Villa (England)	Home	L, 2-0	Friendly
2016	Feb. 20	Alianza FC (El Salvador)	Home	W, 4-0	Friendly

FC DALLAS ALL-TIME INTERNATIONAL RESULTS

YEAR	DATE	OPPONENT	H/A	RESULT	COMPETITION
2016	Aug. 4	Real Esteli (Nicaragua)	Home	W, 2-1	CCL
	Aug. 24	Real Esteli (Nicaragua)	Away	T, 1-1	CCL
	Sept. 28	Suchitepéquez (Guatemala)	Home	T, 0-0	CCL
	Oct. 20	Suchitepéquez (Guatemala)	Away	W, 5-2	CCL
2017	Feb. 8	Lanús Reserves (Argentina)	Away	L, 1-0	Friendly
	Feb. 9	River Plate (Argentina)	Away	D, 1-1	Friendly
	Feb. 10	San Lorenzo (Argentina)	Away	D, 3-3	Friendly
	Feb. 11	Racing (Argentina)	Away	D, 2-2	Friendly
	Feb. 12	River Plate Reserves (Argentina)	Away	W, 2-1	Friendly
	Feb. 14	Lanús (Argentina)	Away	D, 1-1	Friendly
	Feb. 15	Estudiantes de La Plata (Argentina)	Away	D, 1-1	Friendly
	Feb. 23	Arabe Unido (Panama)	Home	W, 4-0	CCL QTR
	March 1	Arabe Unido (Panama)	Away	L, 2-1	CCL QTR
	March 15	Pachuca (Mexico)	Home	W, 2-1	CCL SEM
	April 4	Pachuca (Mexico)	Away	L, 3-1	CCL SEM
2018	Feb. 7	Santa Tecla FC (El Salvador)	Home	D, 1-1	Friendly
	Feb. 10	Cartagines (Costa Rica)	Home	W, 3-1	Friendly
	Feb. 21	Tauro FC (Panama)	Away	L, 1-0	CCL R. of 16
	Feb. 28	Tauro FC (Panama)	Home	W, 3-2	CCL R. of 16
2019	Feb. 2	FC Bayern Munich II (Germany)	Home	W, 4-0	Friendly
	July 7	Club Tijuana (Mexico)	Home	D, 0-0	Friendly
	July 17	Sevilla FC (Spain)	Home	L, 3-1	Friendly



ALL-TIME FC DALLAS MLS AWARD WINNERS

MLS BEST XI

2016: Matt Hedges.....	DEF
2016: Mauro Diaz.....	MID
2015: Fabian Castillo	MID
2015: Matt Hedges.....	DEF
2011: Brek Shea	MID
2010: David Ferreira	MID
2009: Jeff Cunningham.....	FOR
2008: Kenny Cooper.....	FOR
2005: Ronnie O'Brien	MID
2004: Ronnie O'Brien	MID
2002: Oscar Pareja.....	MID
1999: Jason Kreis	FOR
1996: Mark Dodd	GK
1996: Leonel Alvarez	DEF

MLS GOAL OF THE DECADE

Carlos Ruiz (May 28, 2005 vs. D.C. United)

MLS SCORING CHAMPION

YEAR	PLAYER	G	A
1999	Jason Kreis	18	15
2009	Jeff Cunningham	17	8

MLS GOALKEEPER OF THE YEAR

1996 Mark Dodd

MLS COMEBACK PLAYER OF THE YEAR

2006 Richard Mulrooney
 2008 Kenny Cooper

MLS PLAYER OF THE MONTH

July 1996..... Jason Kreis
 May 1997..... Alain Sutter
 June 1999..... Jason Kreis
 May 2005 Carlos Ruiz
 May 2006 Carlos Ruiz
 Sept. 2009..... Jeff Cunningham
 Aug. 2010 Kevin Hartman
 July 2011 Kevin Hartman
 March 2014 Mauro Diaz

MLS MVP

1999..... Jason Kreis
 2010..... David Ferreira

MLS WORKS HUMANITARIAN OF THE YEAR

2017 Ryan Hollingshead
 2012 Chris Seitz

MLS ROOKIE OF THE YEAR

2014 Tesho Akindele

MLS DEFENDER OF THE YEAR

2016 Matt Hedges

MLS PLAYER OF THE WEEK

YEAR	PLAYER	WEEK
1996	Mark Dodd	11
	Leonel Alvarez	19
1997	Dante Washington	5
	Damian	9
	Dante Washington	18
1999	Jason Kreis	1
	Matt Jordan	4
	Jason Kreis	5
	Jason Kreis	12
	Jason Kreis	17
	Ariel Graziani	23
	Jason Kreis	29
	Jason Kreis	30
2000	Ariel Graziani	1
	Ariel Graziani	16
2002	Jason Kreis	7
	Bobby Rhine	12
	Antonio Martinez	22
2003	D.J. Countess	28
2004	Jeff Cassar	15
	Brad Davis	17
	Ronnie O'Brien	22
2006	Kenny Cooper	16
2007	Juan Tojoa	15
	Abe Thompson	27
2008	Kenny Cooper	18
	Kenny Cooper	19
2009	Jeff Cunningham	16
	Jeff Cunningham	20
	Jeff Cunningham	26
	Jeff Cunningham	30
2010	Brek Shea	11
	Jeff Cunningham	19
2011	David Ferreira	4
2012	David Ferreira	24
2014	Tesho Akindele	23
	Blas Perez	27
2015	Fabian Castillo	7
	Fabian Castillo	9
2016	Michael Barrios	4
2017	Maxi Urruti	3

MOST VALUABLE PLAYER

1996.....	Leonel Alvarez
1997.....	Mark Dodd
1998.....	Jorge Rodriguez
1999.....	Jason Kreis
2000.....	Ariel Graziani
2001.....	Oscar Pareja
2002.....	Oscar Pareja
2003.....	Jason Kreis
2004.....	Simo Valakari
2005.....	Ronnie O'Brien
2006.....	Kenny Cooper
2007.....	Juan Toja
2008.....	Kenny Cooper
2009.....	Jeff Cunningham
2010.....	David Ferreira
2011.....	Brek Shea
2012.....	David Ferreira
2014.....	Fabian Castillo
2015.....	Fabian Castillo
2016.....	Mauro Diaz
2017.....	Michael Barrios
2018.....	Matt Hedges
2019.....	Ryan Hollingshead
2020.....	Bryan Reynolds

GOLDEN BOOT

1996.....	Jason Kreis
1997.....	Dante Washington
1998.....	Jason Kreis
1999.....	Jason Kreis
2000.....	Jason Kreis
2001.....	Ariel Graziani
2002.....	Jason Kreis
2003.....	Brad Davis
2004.....	Eddie Johnson
2005.....	Carlos Ruiz
2006.....	Carlos Ruiz
2007.....	Carlos Ruiz
2008.....	Kenny Cooper
2009.....	Jeff Cunningham
2010.....	Jeff Cunningham
2011.....	Brek Shea
2012.....	Blas Perez
2013.....	Blas Perez
2014.....	Blas Perez
2015.....	Fabian Castillo
2016.....	Maxi Urruti
2017.....	Maxi Urruti
2018.....	Maxi Urruti
2019.....	Jesús Ferreira
2020.....	Franco Jara

DEFENDER OF THE YEAR

1996.....	Mark Dodd
1997.....	Mark Dodd
1998.....	Jorge Rodriguez
1999.....	Matt Jordan
2000.....	Jorge Rodriguez
2001.....	Jorge Rodriguez
2002.....	Tenywa Bonseu
2003.....	D.J. Countess
2004.....	Cory Gibbs
2005.....	Greg Vanney
2006.....	Chris Gbandi
2007.....	Clarence Goodson
2008.....	Pablo Ricchetti
2009.....	Dario Sala
2010.....	Kevin Hartman
2011.....	Kevin Hartman
2012.....	Kevin Hartman
2014.....	Matt Hedges
2015.....	Matt Hedges
2016.....	Matt Hedges
2017.....	Carlos Gruezo
2018.....	Matt Hedges
2019.....	Reto Ziegler
2020.....	Bryan Reynolds

HUMANITARIAN OF THE YEAR

2001.....	Matt Jordan
2002.....	Matt Jordan
2003.....	Bobby Rhine
2004.....	Steve Jolley
2005.....	Richard Mulroney
2006.....	Richard Mulroney
2007.....	Bobby Rhine
2008.....	Pablo Ricchetti
2009.....	Pablo Ricchetti
2010.....	Daniel Hernandez
2011.....	Daniel Hernandez
2012.....	Chris Seitz
2014.....	Zach Loyd
2015.....	Zach Loyd
2016.....	Zach Loyd
2017.....	Ryan Hollingshead
2018.....	Francis Atuahene



ALL-TIME FC DALLAS ALL-STAR

2019.....	Matt Hedges, Paxton Pomykal
2018.....	Matt Hedges
2017.....	Hernan Grana, Matt Hedges, Kellyn Acosta
2016.....	Mauro Diaz, Kellyn Acosta
2015.....	Fabian Castillo
2013.....	Raul Fernandez, George John
2012.....	Brek Shea
2011.....	Brek Shea
2010.....	David Ferreira, Heath Pearce
2008.....	Kenny Cooper, Juan Toja
2007.....	Juan Toja
2006.....	Richard Mulrooney, Ronnie O’Brien, Dario Sala, Carlos Ruiz, Greg Vanney
2005.....	Ronnie O’Brien, Greg Vanney, Simo Valakari, Scott Garlick, Carlos Ruiz, Eddie Johnson, Colin Clarke
2004.....	Cory Gibbs, Ronnie O’Brien, Jason Kreis
2003.....	Jason Kreis
2002.....	Chad Deering, Ryan Suarez, Jason Kreis, Joselito Vaca
2001.....	Chad Deering, Ariel Graziani, Jason Kreis, Lubos Kubik
2000.....	Jason Kreis, Ariel Graziani
1999.....	Matt Jordan, Jason Kreis, Leonel Alvarez
1997.....	Damian, Mark Dodd, Diego Sonora, Alain Sutter, Dante Washington, Mark Santel
1996.....	Diego Sonora, Mark Santel, Mark Dodd, Jason Kreis, Leonel Alvarez

FC DALLAS AGE-RELATED MILESTONES

Youngest player to ...					
play in a game	Jesus Ferreira	16 yrs., 161 days	12/24/2000	06/03/2017	DAL vs RSL
start a game	Paxton Pomykal	17 yrs., 84 days	12/17/1999	03/11/2017	DAL at KC
play a complete game	Kellyn Acosta	18 yrs., 18 days	07/24/1995	08/11/2013	DAL vs LA
score a goal	Jesus Ferreira	16 yrs., 161 days	12/24/2000	06/03/2017	DAL vs RSL
record an assist	Ricardo Pepi	17 yrs., 233 days	1/09/2003	08/29/2020	DAL vs MIN
score 2 goals in a game	Paxton Pomykal	19 yrs., 103 days	12/17/1999	03/30/2019	DAL at RSL
score 3 goals in a game	Tesho Akindele	22 yrs., 138 days	03/31/1992	08/16/2014	DAL at SJ
play a game as GK	Jesse Gonzalez	20 yrs., 89 days	05/25/1995	08/22/2015	DAL at VAN
start a game as GK	Jesse Gonzalez	20 yrs., 89 days	05/25/1995	08/22/2015	DAL at VAN
play a CG as GK	Jesse Gonzalez	20 yrs., 89 days	05/25/1995	08/22/2015	DAL at VAN
record a shutout	Jesse Gonzalez	20 yrs., 96 days	05/25/1995	08/29/2015	DAL vs RSL
record a win	Jesse Gonzalez	20 yrs., 96 days	05/25/1995	08/29/2015	DAL vs RSL
Oldest player to ...					
play in a game	Kevin Hartman	38 yrs., 156 days	05/25/1974	10/28/2012	DAL vs CHV
start a game	Kevin Hartman	38 yrs., 156 days	05/25/1974	10/28/2012	DAL vs CHV
play a complete game	Kevin Hartman	38 yrs., 156 days	05/25/1974	10/28/2012	DAL vs CHV
score a goal	Hugo Sanchez	38 yrs., 70 days	07/11/1958	09/19/1996	DAL vs LA
record an assist	Hugo Sanchez	38 yrs., 16 days	07/11/1958	07/27/1996	DAL vs COL
score 2 goals in a game	Blas Perez	34 yrs., 1 days	03/13/1981	03/14/2015	DAL vs KC
score 3 goals in a game	Jeff Cunningham	32 yrs., 345 days	08/21/1976	08/01/2009	DAL vs KC
play a game as GK	Kevin Hartman	38 yrs., 156 days	05/25/1974	10/28/2012	DAL vs CHV
start a game as GK	Kevin Hartman	38 yrs., 156 days	05/25/1974	10/28/2012	DAL vs CHV
play a CG as GK	Kevin Hartman	38 yrs., 156 days	05/25/1974	10/28/2012	DAL vs CHV
record a shutout	Kevin Hartman	38 yrs., 113 days	05/25/1974	09/15/2012	DAL vs VAN
record a win	Kevin Hartman	38 yrs., 113 days	05/25/1974	09/15/2012	DAL vs VAN



FC DALLAS INDIVIDUAL YEAR-BY-YEAR LEADERS (1996-2019)

GAMES PLAYED

YEAR	PLAYER	GP
2020	Michael Barrios	21
2019	Ryan Hollingshead	34
2018	Michael Barrios	34
2017	Michael Barrios	34
2016	Kellyn Acosta	32
	Michael Barrios	32
	Victor Ulloa	32
2015	Ryan Hollingshead	33
	Victor Ulloa	33
2014	Matt Hedges	32
2013	Fabian Castillo	33
	Matt Hedges	33
2012	Zach Loyd	32
2011	Kevin Hartman	33
2010	David Ferreira	30
2009	David Ferreira	30
	Dave van den Bergh	30
2008	Kenny Cooper	30
2007	Dominic Oduro	29
2006	Kenny Cooper	31
	Simo Valakari	31
2005	Clarence Goodson	29
2004	Brad Davis	29
	Ronnie O'Brien	29
2003	Chad Deering	27
	Joselito Vaca	27
2002	5 players tied with	27
2001	Matt Jordan	26
2000	Eric Dade	31
	Matt Jordan	31
1999	Jason Kreis	32
1998	Ted Eck	31
	Brian Haynes	31
1997	Jason Kreis	32
1996	5 players tied with	31

GAMES STARTED

YEAR	PLAYER	GS
2020	Thiago Santos	19
	Michael Barrios	19
	Ryan Hollingshead	19
2019	Matt Hedges	33
	Ryan Hollingshead	33
2018	Matt Hedges	33
	Reggie Cannon	33
2017	Maximiliano Urruti	31
2016	Michael Barrios	30
	Walker Zimmerman	30
2015	Victor Ulloa	33
2014	Matt Hedges	32

2013	Matt Hedges	32
2012	Andrew Jacobson	31
	Zach Loyd	31
2011	Kevin Hartman	33
2010	David Ferreira	30
2009	David Ferreira	30
	Dave van den Bergh	30
2008	Kenny Cooper	30
2007	Drew Moor	28
2006	Bobby Rhine	30
	Simo Valakari	30
2005	Clarence Goodson	28
	Ronnie O'Brien	28
	Simo Valakari	28
2004	Ronnie O'Brien	29
2003	Chad Deering	26
2002	Tenywa Bonseu	27
	Matt Jordan	27
2001	Matt Jordan	26
2000	Matt Jordan	31
1999	Jason Kreis	32
1998	Jason Kreis	30
1997	Mark Dodd	30
1996	4 players tied with	31

MINUTES PLAYED

YEAR	PLAYER	MIN
2020	Ryan Hollingshead	1731
2019	Ryan Hollingshead	2961
2018	Matt Hedges	2925
2017	Maximiliano Urruti	2749
2016	Walker Zimmerman	2700
2015	Victor Ulloa	2915
2014	Matt Hedges	2790
2013	Matt Hedges	2793
2012	Kevin Hartman	2700
2011	Kevin Hartman	2970
2010	David Ferreira	2699
2009	David Ferreira	2692
2008	Kenny Cooper	2622
2007	Drew Moor	2495
2006	Simo Valakari	2608
2005	Ronnie O'Brien	2512
2004	Ronnie O'Brien	2581
2003	D.J. Countess	2194
2002	Matt Jordan	2511
2001	Matt Jordan	2388
2000	Matt Jordan	2830
1999	Jason Kreis	2815
1998	Jason Kreis	2578
1997	Mark Dodd	2700
1996	Mark Dodd	2776

FC DALLAS INDIVIDUAL YEAR-BY-YEAR LEADERS (1996-2019)

GOALS

YEAR	PLAYER	GP	G
2020	Franco Jara	19	7
2019	Jesús Ferreira	33	8
2018	Maximiliano Urruti	33	8
	Roland Lamah	29	8
2017	Maximiliano Urruti	32	12
2016	Michael Barrios	32	9
	Maximiliano Urruti	30	9
2015	Fabian Castillo	30	9
2014	Blas Perez	29	11
2013	Blas Perez	25	11
2012	Blas Perez	20	9
2011	Brek Shea	31	11
2010	Jeff Cunningham	27	11
2009	Jeff Cunningham	28	17
2008	Kenny Cooper	30	18
2007	Carlos Ruiz	22	7
2006	Carlos Ruiz	27	13
2005	Carlos Ruiz	19	11
2004	Eddie Johnson	26	12
2003	Jason Kreis	18	7
2002	Jason Kreis	27	13
2001	Ariel Graziani	25	11
2000	Ariel Graziani	24	15
1999	Jason Kreis	32	18
1998	Jason Kreis	30	9
1997	Dante Washington	30	12
1996	Jason Kreis	31	13

ASSISTS

YEAR	PLAYER	GP	A
2020	Michael Barrios	21	5
2019	Michael Barrios	32	15
2018	Maximiliano Urruti	33	11
2017	Michael Barrios	34	14
2016	Mauro Díaz	27	13
2015	Mauro Díaz	24	10
2014	Blas Perez	29	6
2013	David Ferreira	30	9
2012	David Ferreira	17	9
2011	Andrew Jacobson	27	5
2010	David Ferreira	30	13
2009	Dave van den Bergh	30	11
2008	Andre Rocha	27	8
2007	Dax McCarty	25	7
2006	Ronnie O'Brien	27	11
2005	Ronnie O'Brien	28	12
2004	Ronnie O'Brien	29	10
2003	Brad Davis	26	5
	Chad Deering	27	5
2002	Antonio Martinez	26	10

2001	Oscar Pareja	24	12
2000	Jason Kreis	27	13
1999	Jason Kreis	32	15
1998	Jason Kreis	30	8
1997	Alain Sutter	21	8
1996	Gerell Elliott	20	7
	Diego Sonora	31	7

SHOTS

YEAR	PLAYER	GP	SH
2020	Franco Jara	19	37
2019	Jesús Ferreira	33	59
2018	Maximiliano Urruti	33	117
2017	Maximiliano Urruti	32	103
2016	Maximiliano Urruti	30	91
2015	Fabian Castillo	30	79
2014	Fabian Castillo	27	74
2013	Jackson	30	61
2012	Jackson	21	56
2011	Brek Shea	31	74
2010	Jeff Cunningham	27	58
2009	Jeff Cunningham	28	71
2008	Kenny Cooper	30	119
2007	Arturo Alvarez	27	61
2006	Ronnie O'Brien	27	69
2005	Ronnie O'Brien	28	83
2004	Eddie Johnson	26	75
2003	Jason Kreis	18	42
2002	Jason Kreis	27	81
2001	Ariel Graziani	25	83
2000	Jason Kreis	27	82
1999	Jason Kreis	32	114
1998	Jason Kreis	30	97
1997	Dante Washington	30	69
1996	Jason Kreis	31	90

SHOTS ON GOAL

YEAR	PLAYER	GP	SOG
2020	Franco Jara	19	20
2019	Jesús Ferreira	33	22
2018	Maximiliano Urruti	33	35
2017	Maximiliano Urruti	32	39
2016	Maximiliano Urruti	30	36
2015	Fabian Castillo	30	30
2014	Fabian Castillo	27	32
2013	Blas Perez	25	29
2012	Blas Perez	20	23
2011	Marvin Chavez	31	28
2010	David Ferreira	30	26
2009	Jeff Cunningham	28	38
2008	Kenny Cooper	30	60
2007	Arturo Alvarez	27	30



FC DALLAS INDIVIDUAL YEAR-BY-YEAR LEADERS (1996-2019)

2006	Kenny Cooper	31	30	2010	David Ferreira	30	84
2005	Ronnie O'Brien	28	37	2009	David Ferreira	30	58
2004	Eddie Johnson	26	32	2008	Kenny Cooper	30	48
2003	Jason Kreis	18	21	2007	Dax McCarty	25	46
2002	Jason Kreis	27	38	2006	Carlos Ruiz	27	72
2001	Ariel Graziani	25	40	2005	Ronnie O'Brien	28	47
2000	Ariel Graziani	24	45		Carlos Ruiz	19	47
1999	Jason Kreis	32	57	2004	Eddie Johnson	26	53
1998	Jason Kreis	30	39	2003	Oscar Pareja	24	48
1997	Dante Washington	30	38	2002	Oscar Pareja	24	58
1996	Jason Kreis	31	41	2001	Oscar Pareja	24	56

FOULS COMMITTED

YEAR	PLAYER	GP	FC
2020	Thiago Santos	20	41
2019	Bryan Acosta	26	64
2018	Carlos Gruezo	31	49
2017	Carlos Gruezo	31	61
2016	Carlos Gruezo	27	55
2015	Victor Ulloa	33	41
2014	Blas Perez	29	46
2013	Jackson	30	57
2012	Andrew Jacobson	31	47
2011	Daniel Hernandez	30	47
2010	Atiba Harris	29	51
2009	Dax McCarty	28	29
2008	Andre Rocha	27	52
2007	Juan Toja	27	83
2006	Simo Valakari	31	81
2005	Simo Valakari	28	78
2004	Simo Valakari	26	73
2003	Oscar Pareja	24	58
2002	Oscar Pareja	24	64
2001	Oscar Pareja	24	59
2000	Jason Kreis	27	61
1999	Jason Kreis	32	49
1998	Leonel Alvarez	27	63
1997	Daniel Peinado	25	57
1996	Lawrence Lozzano	31	50

FOULS SUFFERED

YEAR	PLAYER	GP	FS
2020	Thiago Santos	20	47
2019	Paxton Pomykal	25	63
2018	Maximiliano Urruti	33	49
2017	Maximiliano Urruti	32	52
2016	Mauro Díaz	27	81
2015	Mauro Díaz	24	76
2014	Andres Escobar	23	52
2013	David Ferreira	30	76
2012	David Ferreira	17	53
2011	Marvin Chavez	31	53

CAUTIONS (YELLOW)

YEAR	PLAYER	GP	C
2020	Thiago Santos	20	8
2019	Bryan Acosta	26	12
2018	Carlos Gruezo	31	8
	Matt Hedges	33	8
2017	Maynor Figueroa	26	8
	Hernan Grana	30	8
2016	Carlos Gruezo	27	9
2015	Atiba Harris	27	8
2014	Michel	25	6
2013	Fabian Castillo	33	7
2012	Fabian Castillo	26	7
2011	Jackson	28	8
2010	Atiba Harris	29	8
2009	Pablo Ricchetti	22	7
2008	Marcelo Saragosa	25	8
2007	Carlos Ruiz	22	9
2006	Bobby Rhine	30	7
2005	Clarence Goodson	29	9
2004	Chris Gbandi	23	8
	Simo Valakari	26	8
2003	Oscar Pareja	24	9
2002	Paul Broome	25	7
	Oscar Pareja	24	7
	Joselito Vaca	25	7
2001	5 players tied with		6
2000	Ricardo Iribarren	22	10
1999	Eric Dade	24	5
	Jason Kreis	32	5
	Brandon Pollard	31	5
1998	Leonel Alvarez	27	12
1997	Damian	19	7
1996	Leonel Alvarez	22	14

FC DALLAS INDIVIDUAL YEAR-BY-YEAR LEADERS (1996-2019)

EJECTIONS (RED CARDS)

YEAR	PLAYER	GP	E
2020	Bryan Acosta	11	1
2019	Matt Hedges	33	1
2018	Reto Ziegler	29	3
2017	Tesho Akindede	29	1
	Carlos Gruezo	31	1
	Jacori Hayes	3	1
2016	Maynor Figueroa	28	1
2015	4 players tied with		1
2014	Moises Hernandez	17	2
	Blas Perez	29	2
	Je-Vaughn Watson	31	2
2013	Jackson	30	2
2012	Daniel Hernandez	28	2
	Zach Loyd	32	2
2011	4 players tied with		1
2010	Jair Benitez	28	1
	Dario Sala	11	1
	Brek Shea	25	1
2009	5 players tied with		1
2008	Pablo Ricchetti	27	2
2007	4 players tied with		1
2006	Chris Gbandi	28	1
	Bobby Rhine	30	1
2005	Carey Talley	20	1
	Greg Vanney	25	1
2004	Simo Valakari	26	2
2003	6 players tied with		1
2002	4 players tied with		1
2001	Ted Eck	9	1
	Justin Evans	9	1
	Lubos Kubik	11	1
2000	Sergi Daniv	18	2
1999	5 players tied with		1
1998	Leonel Alvarez	27	2
1997	Damian	19	2
1996	Leonel Alvarez	22	2

CORNER KICKS

YEAR	PLAYER	GP	CK
2020	Reto Ziegler	19	38
2019	Michael Barrios	32	108
2018	Mauro Díaz	12	42
2017	Kellyn Acosta	23	51
2016	Mauro Díaz	27	79
2015	Mauro Díaz	24	75
2014	Michel	25	88
2013	Michel	31	79
2012	David Ferreira	17	62
2011	Ricardo Villar	20	55
2010	David Ferreira	30	99

2009	Dave van den Bergh	30	107
2008	Andre Rocha	27	60
2007	Arturo Alvarez	27	44
2006	Ronnie O'Brien	27	39
2005	Ronnie O'Brien	28	44
2004	Brad Davis	29	91
2003	Brad Davis	26	59
2002	Antonio Martinez	26	62
2001	Jason Kreis	25	46
2000	Chad Deering	29	63
1999	Jason Kreis	32	79
1998	Jason Kreis	30	68
1997	Alain Sutter	21	43
1996	Brian Haynes	26	48

OFFSIDES

YEAR	PLAYER	GP	OFF
2020	Franco Jara	19	11
2019	Dominique Badji	28	14
2018	Roland Lamah	29	17
2017	Maximiliano Urruti	32	27
2016	Fabian Castillo	22	23
2015	Fabian Castillo	30	16
2014	Fabian Castillo	27	31
2013	Kenny Cooper	31	23
2012	Blas Perez	20	18
2011	Fabian Castillo	21	23
2010	Jeff Cunningham	27	27
2009	Jeff Cunningham	28	33
2008	Kenny Cooper	30	39
2007	Carlos Ruiz	22	23
2006	Carlos Ruiz	27	32
2005	Carlos Ruiz	19	36
2004	Eddie Johnson	26	27
2003	Toni Nhleko	11	19
2002	Ronald Cerritos	23	23
2001	Ariel Graziani	25	37
2000	Ariel Graziani	24	37
1999	Jason Kreis	32	29
1998	Dante Washington	28	25
1997	Damian	19	42
1996	Gerell Elliott	20	20

GAME-WINNING GOALS

YEAR	PLAYER	GP	GWG
2020	Ryan Hollingshead	20	4
2019	Dominique Badji	28	2
	Reto Ziegler	32	2
2018	Roland Lamah	29	4
2017	Maximiliano Urruti	32	3
2016	Fabian Castillo	22	3
	Mauro Díaz	27	3



FC DALLAS INDIVIDUAL YEAR-BY-YEAR LEADERS (1996-2019)

	Walker Zimmerman	30	3	2006	Richard Mulrooney	25	4
2015	Tesho Akindele	28	3		Ronnie O'Brien	27	4
	Blas Perez	23	3	2005	David Wagenfuhr	19	2
	David Texeira	22	3	2004	Ronnie O'Brien	29	4
2014	Fabian Castillo	27	4	2003	Oscar Pareja	24	2
2013	Fabian Castillo	33	2	2002	Oscar Pareja	24	4
2012	Fabian Castillo	26	2		Joselito Vaca	25	4
	David Ferreira	17	2	2001	Oscar Pareja	24	4
2011	Brek Shea	31	5	2000	Jason Kreis	27	4
2010	Jeff Cunningham	27	3		Oscar Pareja	29	4
	Brek Shea	25	3	1999	Jason Kreis	32	7
2009	Jeff Cunningham	28	7	1998	Leonel Alvarez	27	2
2008	Kenny Cooper	30	4		Jason Kreis	30	2
2007	Juan Toja	27	3		Oscar Pareja	6	2
2006	Kenny Cooper	31	6	1997	Mark Santel	31	3
2005	Roberto Mina	21	3	1996	Leonel Alvarez	22	2
	Carlos Ruiz	19	3		Ted Eck	26	2
2004	Eddie Johnson	26	7		Gerell Elliott	20	2
2003	6 players tied with		1				
2002	Jason Kreis	27	5	PENALTY-KICK GOALS			
2001	Ariel Graziani	25	2	YEAR	PLAYER	GP	PKG
	Jason Kreis	25	2	2020	Reto Ziegler	19	2
	Jorge Rodriguez	24	2	2019	Reto Ziegler	32	4
2000	Jason Kreis	27	4	2018	Reto Ziegler	29	2
1999	Jason Kreis	32	6		Mauro Díaz	12	2
1998	Jason Kreis	30	6	2017	Mauro Díaz	19	2
1997	Damian	19	3	2016	Mauro Díaz	27	3
	Dante Washington	30	3	2015	Mauro Díaz	24	3
1996	Jason Kreis	31	3	2014	Michel	25	5
				2013	Kenny Cooper	31	2
				2012	Brek Shea	21	2
				2011	Daniel Hernandez	30	1
				2010	Jeff Cunningham	27	4
					David Ferreira	30	4
				2009	Kenny Cooper	15	2
				2008	Kenny Cooper	30	4
				2007	Abe Thompson	24	2
				2005	Carlos Ruiz	19	3
				2004	Eddie Johnson	26	1
					Bobby Rhine	19	1
				2003	Brad Davis	26	2
				2002	Jorge Rodriguez	22	3
				2001	Jorge Rodriguez	24	3
				2000	Jorge Rodriguez	25	1
				1999	Jason Kreis	32	1
					Oscar Pareja	27	1
				1998	Damian	13	1
				1997	Damian	19	4
					Jason Kreis	32	4
				1996	Leonel Alvarez	22	1
					W. Rodriguez	14	1
					Hugo Sanchez	23	1

GAME-WINNING ASSISTS

YEAR	PLAYER	GP	GWA
2020	Michael Barrios	21	3
2019	Michael Barrios	32	3
	Jesús Ferreira	33	3
2018	Maximiliano Urruti	33	3
	Michael Barrios	34	3
2017	Michael Barrios	34	3
2016	Mauro Díaz	27	7
2015	Mauro Díaz	24	4
2014	Tesho Akindele	26	2
2013	David Ferreira	30	3
	Michel	31	3
2012	Fabian Castillo	26	2
	Zach Loyd	32	2
	Blas Perez	20	2
2011	5 players tied with		2
2010	David Ferreira	30	5
2009	4 players tied with		3
2008	Andre Rocha	27	4
2007	Dax McCarty	25	2
	Ramon Nunez	13	2

FC DALLAS INDIVIDUAL YEAR-BY-YEAR LEADERS (1996-2019)

GOALS PER GAME					1999	Jason Kreis	32	114	18	15.8	
YEAR	PLAYER	GP	G	%	1998	D.Washington	28	51	7	13.7	
2020	Franco Jara	19	7	0.45	1997	D.Washington	30	69	12	17.4	
2019	Z.Ondrasek	17	7	0.41	1996	Hugo Sanchez	23	40	6	15.0	
2018	Roland Lamah	29	8	0.28	Minimum: 5 goals						
2017	M. Urruti	32	12	0.38	SHOTS ON GOAL PCT.						
2016	M. Urruti	30	9	0.30	YEAR	PLAYER	GP	SH	SOG	%	
2015	Mauro Díaz	24	8	0.33	2020	Franco Jara	19	37	20	54.1	
2014	Blas Perez	29	11	0.38	2019	D. Badji	28	41	20	48.8	
2013	Blas Perez	25	11	0.44	2018	M. Barrios	34	59	29	49.2	
2012	Blas Perez	20	9	0.45	2017	R. Lamah	32	44	23	52.3	
2011	Brek Shea	31	11	0.35	2016	M. Barrios	32	50	26	52.0	
2010	J.Cunningham	27	11	0.41	2015	F. Castillo	30	79	30	38.0	
2009	J.Cunningham	28	17	0.61	2014	F. Castillo	27	74	32	43.2	
2008	Kenny Cooper	30	18	0.60	2013	Blas Perez	25	56	29	51.8	
2007	Carlos Ruiz	22	7	0.32	2012	Blas Perez	20	53	23	43.4	
2006	Carlos Ruiz	27	13	0.48	2011	M. Chavez	31	66	28	42.4	
2005	Carlos Ruiz	19	11	0.58	2010	D. Ferreira	30	54	26	48.1	
2004	E.Johnson	26	12	0.46	2009	Kenny Cooper	15	52	29	55.8	
2003	Jason Kreis	18	7	0.39	2008	Kenny Cooper	30	119	60	50.4	
2002	Jason Kreis	27	13	0.48	2007	A. Alvarez	27	61	30	49.2	
2001	Ariel Graziani	25	11	0.44	2006	Carlos Ruiz	27	54	29	53.7	
2000	Ariel Graziani	24	15	0.63	2005	Carlos Ruiz	19	63	30	47.6	
1999	Jason Kreis	32	18	0.56	2004	Toni Nhleko	23	49	23	46.9	
1998	Jason Kreis	30	9	0.30	2003	Jason Kreis	18	42	21	50.0	
1997	Damian	19	11	0.58	2002	R. Cerritos	23	40	25	62.5	
1996	Jason Kreis	31	13	0.42	2001	Bobby Rhine	18	37	24	64.9	
Minimum: 5 goals					2000	Ariel Graziani	24	74	45	60.8	
SCORING PCT.					1999	Chad Deering	25	39	22	56.4	
YEAR	PLAYER	GP	SH	G	%	1998	D. Washington	28	51	28	54.9
2020	Franco Jara	19	37	7	18.9	1997	Gerell Elliott	28	45	34	75.6
2019	Z. Ondrasek	17	26	7	26.9	1996	Hugo Sanchez	23	40	23	57.5
2018	R. Lamah	29	37	8	21.6	Minimum: 20 shots on goal					
2017	R. Lamah	32	44	11	25.0	ASSISTS PER GAME					
2016	M. Barrios	32	50	9	18.0	YEAR	PLAYER	GP	A	%	
2015	M. Barrios	26	34	7	20.6	2020	M. Barrios	21	5	0.27	
2014	T. Akindele	26	30	7	23.3	2019	M. Barrios	32	15	0.47	
2013	Blas Perez	25	56	11	19.6	2018	Mauro Díaz	12	8	0.67	
2012	Blas Perez	20	53	9	17.0	2017	Mauro Díaz	19	8	0.42	
2011	Brek Shea	31	74	11	14.9	2016	Mauro Díaz	27	13	0.48	
2010	M. Rodriguez	13	23	5	21.7	2015	Mauro Díaz	24	10	0.42	
2009	J.Cunningham	28	71	17	23.9	2014	Blas Perez	29	6	0.21	
2008	J.Cunningham	11	24	5	20.8	2013	David Ferreira	30	9	0.30	
2007	A. Thompson	24	19	5	26.3	2012	David Ferreira	17	9	0.53	
2006	C. Ruiz	27	54	13	24.1	2011	A. Jacobson	27	5	0.19	
2005	R. Mina	21	35	7	20.0	2010	David Ferreira	30	13	0.43	
2004	E. Johnson	26	75	12	16.0	2009	Atiba Harris	12	5	0.42	
2003	Jason Kreis	18	42	7	16.7	2008	Andre Rocha	27	8	0.30	
2002	Jason Kreis	27	81	13	16.0	2007	Dax McCarty	25	7	0.28	
2001	J. Rodriguez	24	35	6	17.1	2006	A.Thompson	14	6	0.43	
2000	Ariel Graziani	24	74	15	20.3						



FC DALLAS INDIVIDUAL YEAR-BY-YEAR LEADERS (1996-2019)

2005	Ronnie O'Brien	28	12	0.43	2010	Kevin Hartman	20			
2004	Ronnie O'Brien	29	10	0.34	2009	Ray Burse	16			
2003	Brad Davis	26	5	0.19	2008	Dario Sala	28			
2002	A. Martinez	26	10	0.38	2007	Dario Sala	18			
2001	A. Martinez	17	9	0.53	2006	Dario Sala	28			
2000	Jason Kreis	27	13	0.48	2005	Scott Garlick	27			
1999	Jason Kreis	32	15	0.47	2004	Jeff Cassar	19			
1998	Jason Kreis	30	8	0.27	2003	D.J. Countess	24			
1997	Alain Sutter	21	8	0.38	2002	Matt Jordan	27			
1996	Gerell Elliott	20	7	0.35	2001	Matt Jordan	26			
Minimum: 5 assists					2000	Matt Jordan	31			
GAMES PLAYED IN GOAL					1999	Matt Jordan	29			
					1998	Mark Dodd	24			
					1997	Mark Dodd	30			
					1996	Mark Dodd	31			
YEAR	PLAYER	GP	MINUTES PLAYED IN GOAL							
2020	Jimmy Maurer	16	YEAR	PLAYER	MIN					
2019	Jesse Gonzalez	32	2020	Jimmy Maurer	1392					
2018	Jesse Gonzalez	21	2019	Jesse Gonzalez	2880					
2017	Jesse Gonzalez	29	2018	Jesse Gonzalez	1890					
2016	Chris Seitz	28	2017	Jesse Gonzalez	2610					
2015	Dan Kennedy	16	2016	Chris Seitz	2520					
2014	Raul Fernandez	21	2015	Dan Kennedy	1440					
2013	Raul Fernandez	26	2014	Raul Fernandez	1818					
2012	Kevin Hartman	30	2013	Raul Fernandez	2340					
2011	Kevin Hartman	33	2012	Kevin Hartman	2700					
2010	Kevin Hartman	20	2011	Kevin Hartman	2970					
2009	Ray Burse	17	2010	Kevin Hartman	1755					
2008	Dario Sala	28	2009	Ray Burse	1503					
2007	Dario Sala	18	2008	Dario Sala	2520					
2006	Dario Sala	28	2007	Dario Sala	1620					
2005	Scott Garlick	28	2006	Dario Sala	2475					
2004	Jeff Cassar	19	2005	Scott Garlick	2457					
2003	D.J. Countess	24	2004	Jeff Cassar	1632					
2002	Matt Jordan	27	2003	D.J. Countess	2193					
2001	Matt Jordan	26	2002	Matt Jordan	2511					
2000	Matt Jordan	31	2001	Matt Jordan	2388					
1999	Matt Jordan	29	2000	Matt Jordan	2830					
1998	Mark Dodd	25	1999	Matt Jordan	2584					
1997	Mark Dodd	30	1998	Mark Dodd	2205					
1996	Mark Dodd	31	1997	Mark Dodd	2700					
					1996	Mark Dodd	2776			
					GOALS AGAINST AVG.					
					YEAR	PLAYER	GP	MIN	GA	GAA
					2020	Jimmy Maurer	16	1392	13	0.84
					2019	Jesse Gonzalez	32	2880	42	1.31
					2018	Jimmy Maurer	13	1170	16	1.23
					2017	Jesse Gonzalez	29	2610	40	1.38
					2016	Chris Seitz	28	2520	29	1.04
					2015	Dan Kennedy	16	1440	19	1.19
					GAMES STARTED IN GOAL					
YEAR	PLAYER	GP								
2020	Jimmy Maurer	16								
2019	Jesse Gonzalez	32								
2018	Jesse Gonzalez	21								
2017	Jesse Gonzalez	29								
2016	Chris Seitz	28								
2015	Dan Kennedy	16								
2014	Raul Fernandez	20								
2013	Raul Fernandez	26								
2012	Kevin Hartman	30								
2011	Kevin Hartman	33								

FC DALLAS INDIVIDUAL YEAR-BY-YEAR LEADERS (1996-2019)

2014	Raul Fernandez	21	1818	25	1.24	SAVES			
2013	Raul Fernandez	26	2340	41	1.58	YEAR	PLAYER	GP	S
2012	Kevin Hartman	30	2700	42	1.40	2020	Jimmy Maurer	16	54
2011	Kevin Hartman	33	2970	35	1.06	2019	Jesse Gonzalez	32	84
2010	Kevin Hartman	20	1755	12	0.62	2018	Jesse Gonzalez	21	63
2009	Dario Sala	14	1195	20	1.51	2017	Jesse Gonzalez	29	75
2008	Dario Sala	28	2520	37	1.32	2016	Chris Seitz	28	63
2007	Dario Sala	18	1620	29	1.61	2015	Jesse Gonzalez	11	37
2006	Dario Sala	28	2475	34	1.24	2014	Raul Fernandez	21	66
2005	Scott Garlick	28	2457	37	1.36	2013	Raul Fernandez	26	88
2004	Jeff Cassar	19	1632	27	1.49	2012	Kevin Hartman	30	98
2003	D.J. Countess	24	2193	48	1.97	2011	Kevin Hartman	33	85
2002	Matt Jordan	27	2511	42	1.51	2010	Kevin Hartman	20	56
2001	Matt Jordan	26	2388	45	1.70	2009	Ray Burse	17	62
2000	Matt Jordan	31	2830	53	1.69	2008	Dario Sala	28	92
1999	Matt Jordan	29	2584	31	1.08	2007	Dario Sala	18	64
1998	Mark Dodd	25	2205	42	1.71	2006	Dario Sala	28	93
1997	Mark Dodd	30	2700	48	1.60	2005	Scott Garlick	28	98
1996	Mark Dodd	31	2776	45	1.46	2004	Jeff Cassar	19	65
Minimum: 1000 minutes played						2003	D.J. Countess	24	115
						2002	Matt Jordan	27	109
						2001	Matt Jordan	26	91
						2000	Matt Jordan	31	124
WINS						1999	Matt Jordan	29	133
						1998	Mark Dodd	25	134
						1997	Mark Dodd	30	183
						1996	Mark Dodd	31	160
YEAR	PLAYER	GP	W	SAVES PERCENTAGE					
2020	Jimmy Maurer	16	6	YEAR	PLAYER	GP	S	SOG	%
2019	Jesse Gonzalez	32	13	2020	Jimmy Maurer	16	54	68	79.4
2018	Jesse Gonzalez	21	11	2019	Jesse Gonzalez	32	84	128	65.6
2017	Jesse Gonzalez	29	8	2018	Jesse Gonzalez	21	63	92	68.5
2016	Chris Seitz	28	14	2017	Jesse Gonzalez	29	75	118	63.6
2015	Jesse Gonzalez	11	7	2016	Chris Seitz	28	63	95	66.3
	Dan Kennedy	16	7	2014	Raul Fernandez	21	66	95	69.5
2014	Raul Fernandez	21	9	2013	Raul Fernandez	26	88	129	68.2
2013	Raul Fernandez	26	7	2012	Kevin Hartman	30	98	148	66.2
2012	Kevin Hartman	30	9	2011	Kevin Hartman	33	85	124	68.5
2011	Kevin Hartman	33	15	2010	Kevin Hartman	20	56	71	78.9
2010	Kevin Hartman	20	10	2009	Dario Sala	14	43	63	68.3
2009	Dario Sala	14	7	2008	Dario Sala	28	92	131	70.2
2008	Dario Sala	28	8	2007	Dario Sala	18	64	97	66.0
2007	Dario Sala	18	8	2006	Dario Sala	28	93	129	72.1
2006	Dario Sala	28	14	2005	Scott Garlick	28	98	135	72.6
2005	Scott Garlick	28	13	2004	Scott Garlick	12	52	72	72.2
2004	Jeff Cassar	19	7	2003	D.J. Countess	24	115	173	66.5
2003	D.J. Countess	24	5	2002	Matt Jordan	27	109	158	69.0
2002	Matt Jordan	27	12	2001	Matt Jordan	26	91	138	65.9
2001	Matt Jordan	26	10	2000	Matt Jordan	31	124	188	66.0
2000	Matt Jordan	31	13	1999	Matt Jordan	29	133	172	77.3
1999	Matt Jordan	29	17	1998	Mark Dodd	25	134	179	74.9
1998	Mark Dodd	25	11						
1997	Mark Dodd	30	14						
1996	Mark Dodd	31	17						



FC DALLAS INDIVIDUAL YEAR-BY-YEAR LEADERS (1996-2019)

1997	Mark Dodd	30	183	249	73.5	2005	Scott Garlick	28	13	8	7	.589
1996	Mark Dodd	31	160	235	68.1	2004	Jeff Cassar	19	7	8	4	.474
Minimum: 40 saves												

SHUTOUTS

YEAR	PLAYER	GP	SO
2020	Jimmy Maurer	16	7
2019	Jesse Gonzalez	32	8
2018	Jesse Gonzalez	21	6
2017	Jesse Gonzalez	29	9
2016	Chris Seitz	28	10
2015	Jesse Gonzalez	11	5
	Dan Kennedy	16	5
2014	Raul Fernandez	21	4
2013	Raul Fernandez	26	7
2012	Kevin Hartman	30	6
2011	Kevin Hartman	33	13
2010	Kevin Hartman	20	9
2009	Dario Sala	14	4
2008	Dario Sala	28	7
2007	Dario Sala	18	5
2006	Dario Sala	28	5
2005	Scott Garlick	8	6
2004	Jeff Cassar	19	4
	Scott Garlick	12	4
2003	Jeff Cassar	7	2
	D.J. Countess	24	2
2002	Matt Jordan	27	3
2001	Matt Jordan	26	9
2000	Matt Jordan	31	7
1999	Matt Jordan	29	11
1998	Mark Dodd	25	6
1997	Mark Dodd	30	3
1996	Mark Dodd	31	6

WINNING PCT.

YEAR	PLAYER	GP	W	L	T	PCT
2020	Jimmy Maurer	16	6	4	5	.567
2019	Jesse Gonzalez	32	13	11	8	.531
2018	Jimmy Maurer	13	5	2	6	.615
2017	Jesse Gonzalez	29	8	8	13	.500
2016	Chris Seitz	28	14	5	9	.661
2015	Jesse Gonzalez	11	7	3	1	.682
2014	Chris Seitz	14	7	4	3	.607
2013	Raul Fernandez	26	7	10	9	.442
2012	Kevin Hartman	30	9	11	10	.467
2011	Kevin Hartman	33	15	11	7	.561
2010	Kevin Hartman	20	10	1	8	.737
2009	Dario Sala	14	7	5	1	.577
2008	Dario Sala	28	8	8	12	.500
2007	Dario Sala	18	8	7	3	.528
2006	Dario Sala	28	14	10	4	.571

2005	Scott Garlick	28	13	8	7	.589
2004	Jeff Cassar	19	7	8	4	.474
2003	D.J. Countess	24	5	15	4	.292
2002	Matt Jordan	27	12	9	6	.556
2001	Matt Jordan	26	10	11	5	.481
2000	Matt Jordan	31	13	14	4	.484
1999	Matt Jordan	29	17	11	0	.607
1998	Mark Dodd	25	11	13	0	.458
1997	Mark Dodd	30	14	16	0	.467
1996	Mark Dodd	31	17	14	0	.548
Minimum: 5 wins						

ALL-TIME FC DALLAS INDIVIDUAL LEADERS

GAMES PLAYED

PLAYER	GP
Matt Hedges	262
Jason Kreis	247
Bobby Rhine	212
Zach Loyd	180
Michael Barrios	179
Oscar Pareja	176
Ryan Hollingshead	163
Fabian Castillo	159
Richard Farrer	158
Ted Eck	156

GAMES STARTED

PLAYER	GS
Matt Hedges	254
Jason Kreis	227
Zach Loyd	168
Michael Barrios	156
Oscar Pareja	144
Richard Farrer	141
Jair Benitez	140
Jorge Rodriguez	140
Fabian Castillo	139
Bobby Rhine	136

MINUTES PLAYED

PLAYER	MIN
Matt Hedges	22386
Jason Kreis	20290
Zach Loyd	14742
Michael Barrios	13713
Jorge Rodriguez	12972
Richard Farrer	12699
Bobby Rhine	12622
Oscar Pareja	12543
Jair Benitez	12396
Fabian Castillo	12016

GOALS

PLAYER	GP	G
Jason Kreis	247	91
Kenny Cooper	121	46
Blas Perez	97	36
Fabian Castillo	159	34
Jeff Cunningham	66	33
Carlos Ruiz	69	32
Michael Barrios	179	31
Ariel Graziani	57	30
Maximiliano Urruti	95	29
Jorge Rodriguez	155	25

ASSISTS

PLAYER	GP	A
Jason Kreis	247	65
Oscar Pareja	176	47
Michael Barrios	179	44
Mauro Diaz	109	44
David Ferreira	113	39
Ronnie O'Brien	101	35
Bobby Rhine	212	34
Fabian Castillo	159	30
Chad Deering	147	30
Antonio Martinez	68	23

SHOTS

PLAYER	GP	SH
Jason Kreis	247	686
Kenny Cooper	121	314
Maximiliano Urruti	95	311
Fabian Castillo	159	305
Michael Barrios	179	294
Ronnie O'Brien	101	244
Bobby Rhine	212	204
Blas Perez	97	197
Oscar Pareja	176	187
Ariel Graziani	57	180
Brek Shea	98	180

SHOTS ON GOAL

PLAYER	GP	SOG
Jason Kreis	247	313
Kenny Cooper	121	156
Fabian Castillo	159	125
Michael Barrios	179	120
Maximiliano Urruti	95	110
Ronnie O'Brien	101	106
Ariel Graziani	57	97
Bobby Rhine	212	95
Blas Perez	97	89
Dante Washington	85	89

FOULS COMMITTED

PLAYER	GP	FC
Jason Kreis	247	357
Oscar Pareja	176	328
Chad Deering	147	239
Simo Valakari	85	232
Ted Eck	156	214
Matt Hedges	262	194
Michael Barrios	179	190
Carlos Gruezo	98	181
Ronnie O'Brien	101	181
Jorge Rodriguez	155	181



ALL-TIME FC DALLAS INDIVIDUAL LEADERS

FOULS SUFFERED

PLAYER	GP	FS
Oscar Pareja	176	365
Jason Kreis	247	358
David Ferreira	113	290
Mauro Diaz	109	267
Jair Benitez	153	202
Bobby Rhine	212	202
Ted Eck	156	191
Zach Loyd	180	176
Kenny Cooper	121	173
Michael Barrios	179	170

CAUTIONS (YELLOW)

PLAYER	GP	C
Oscar Pareja	176	38
Matt Hedges	262	35
Jason Kreis	247	34
Atiba Harris	125	33
Leonel Alvarez	70	29
Chris Gbandi	111	29
Chad Deering	147	28
Bobby Rhine	212	27
Carlos Gruezo	98	25
Michael Barrios	179	23

EJECTIONS (RED CARDS)

PLAYER	GP	E
Leonel Alvarez	70	5
Blas Perez	97	5
Zach Loyd	180	4
Je-Vaughn Watson	78	4
Ted Eck	156	3
Jackson	91	3
Bobby Rhine	212	3
Marcelo Saragosa	54	3
Reto Ziegler	80	3
16 players tied with		2

CORNER KICKS

PLAYER	GP	CK
Jason Kreis	247	300
Mauro Diaz	109	261
David Ferreira	113	252
Michael Barrios	179	243
Michel	74	206
Chad Deering	147	203
Brad Davis	55	150
Ronnie O'Brien	101	119
Antonio Martinez	68	115
Dax McCarty	93	113

OFFSIDE

PLAYER	GP	OFF
Fabian Castillo	159	124
Jason Kreis	247	121
Kenny Cooper	121	104
Carlos Ruiz	69	92
Ariel Graziani	57	86
Jeff Cunningham	66	80
Dante Washington	85	65
Bobby Rhine	212	64
Eddie Johnson	84	61
Maximiliano Urruti	95	55

GAME-WINNING GOALS

PLAYER	GP	GWG
Jason Kreis	247	28
Kenny Cooper	121	14
Fabian Castillo	159	12
Jeff Cunningham	66	10
Eddie Johnson	84	10
Mauro Diaz	109	9
Jorge Rodriguez	155	9
Brek Shea	98	9
Blas Perez	97	7
6 players tied with		6

GAME-WINNING ASSISTS

PLAYER	GP	GWA
Jason Kreis	247	19
Oscar Pareja	176	19
Mauro Diaz	109	16
Michael Barrios	179	14
David Ferreira	113	12
Ronnie O'Brien	101	9
Bobby Rhine	212	9
Fabian Castillo	159	8
Ted Eck	156	8
Mark Santel	133	8

HAT TRICKS

PLAYER	GP	HATS
Tesho Akindele	133	1
Michael Barrios	179	1
Jeff Cunningham	66	1
Jason Kreis	247	1
Roland Lamah	61	1
Santiago Mosquera	64	1
Bobby Rhine	212	1
Dante Washington	85	1

MULTI-GOAL GAMES

PLAYER	GP	MGG
Jason Kreis	247	10
Jeff Cunningham	66	7
Kenny Cooper	121	6
Roland Lamah	61	6
Ariel Graziani	57	5
Blas Perez	97	5
Carlos Ruiz	69	5
Michael Barrios	179	4
Dante Washington	85	4
Tesho Akindele	133	3
Eddie Johnson	84	3

PENALTY-KICK GOALS

PLAYER	GP	PKG
Mauro Díaz	109	10
Kenny Cooper	121	9
Reto Ziegler	80	8
Jorge Rodriguez	155	7
Jason Kreis	247	6
Michel	74	6
Damian	32	5
Jeff Cunningham	66	5
David Ferreira	113	4
Carlos Ruiz	69	4

GOALS PER GAME

PLAYER	GP	G	AVG
Ariel Graziani	57	30	0.53
Jeff Cunningham	66	33	0.50
Carlos Ruiz	69	32	0.46
Kenny Cooper	121	46	0.38
Blas Perez	97	36	0.37
Jason Kreis	247	91	0.37
Maximiliano Urruti	95	29	0.31
Eddie Johnson	84	24	0.29
Dante Washington	85	24	0.28
Fabian Castillo	159	34	0.21

Minimum: 20 goals

ASSISTS PER GAME

PLAYER	GP	A	AVG
Mauro Diaz	109	44	0.40
Ronnie O'Brien	101	35	0.35
David Ferreira	113	39	0.35
Antonio Martinez	68	23	0.34
Oscar Pareja	176	47	0.27
Jason Kreis	247	65	0.26
Michael Barrios	179	44	0.25
Maximiliano Urruti	95	20	0.21

Chad Deering	147	30	0.20
Fabian Castillo	159	30	0.19

Minimum: 20 assists

GOALS PER 90 MIN.

PLAYER	MIN	G	AVG
Jeff Cunningham	4333	33	0.69
Ariel Graziani	5038	30	0.54
Carlos Ruiz	5397	32	0.53
Blas Perez	7059	36	0.46
Kenny Cooper	9215	46	0.45
Dante Washington	5260	24	0.41
Eddie Johnson	5303	24	0.41
Jason Kreis	20290	91	0.40
Maximiliano Urruti	7966	29	0.33
Tesho Akindele	6852	24	0.32

Minimum: 20 goals

ASSISTS PER 90 MIN.

PLAYER	MIN	A	AVG
Mauro Diaz	7395	44	0.54
Antonio Martinez	3880	23	0.53
Ronnie O'Brien	8247	35	0.38
David Ferreira	9742	39	0.36
Oscar Pareja	12543	47	0.34
Michael Barrios	13713	44	0.29
Jason Kreis	20290	65	0.29
Bobby Rhine	12622	34	0.24
Chad Deering	11917	30	0.23
Maximiliano Urruti	7966	20	0.23

Minimum: 20 assists

SCORING PCT.

PLAYER	GP	SH	G	%
Jeff Cunningham	66	153	33	21.6
Tesho Akindele	133	124	24	19.4
Blas Perez	97	197	36	18.3
Carlos Ruiz	69	177	32	18.1
Ariel Graziani	57	180	30	16.7
Jorge Rodriguez	155	160	25	15.6
Eddie Johnson	84	157	24	15.3
Kenny Cooper	121	314	46	14.6
Dante Washington	85	166	24	14.5
David Ferreira	113	169	24	14.2

Minimum: 20 goals

SHOTS ON GOAL PCT.

PLAYER	GP	SH	SOG	%
Gerell Elliott	65	119	77	64.7
Ariel Graziani	57	180	97	53.9
Dante Washington	85	166	89	53.6
Kenny Cooper	121	314	156	49.7



ALL-TIME FC DALLAS INDIVIDUAL LEADERS

Jeff Cunningham	66	153	75	49.0
Jorge Rodriguez	155	160	78	48.8
Carlos Ruiz	69	177	85	48.0
Bobby Rhine	212	204	95	46.6
Jason Kreis	247	686	313	45.6
Blas Perez	97	197	89	45.2

Minimum: 75 shots on goal

GAMES PLAYED IN GOAL

PLAYER	GP
Matt Jordan	114
Jesse Gonzalez	101
Dario Sala	100
Mark Dodd	92
Kevin Hartman	83
Chris Seitz	67
Raul Fernandez	47
Scott Garlick	40
Jeff Cassar	33
Jimmy Maurer	31

GAMES STARTED IN GOAL

PLAYER	GS
Matt Jordan	114
Jesse Gonzalez	101
Dario Sala	99
Mark Dodd	88
Kevin Hartman	83
Chris Seitz	67
Raul Fernandez	46
Scott Garlick	38
Jimmy Maurer	31
Jeff Cassar	30

MINUTES PLAYED IN GOAL

PLAYER	MIN
Matt Jordan	10358
Jesse Gonzalez	9089
Dario Sala	8845
Mark Dodd	7977
Kevin Hartman	7425
Chris Seitz	6012
Raul Fernandez	4158
Scott Garlick	3525
Jimmy Maurer	2742
Jeff Cassar	2676

WINNING PCT.

PLAYER	GP	W	L	T	%
Chris Seitz	67	32	18	17	.604
Kevin Hartman	83	34	23	25	.567
Jesse Gonzalez	101	43	32	26	.554

Dario Sala	100	39	33	27	.530
Matt Jordan	114	52	46	15	.527
Mark Dodd	92	44	45	0	.494

Minimum: 20 wins

WINS

PLAYER	GP	WON
Matt Jordan	114	52
Mark Dodd	92	44
Jesse Gonzalez	101	43
Dario Sala	100	39
Kevin Hartman	83	34
Chris Seitz	67	32
Raul Fernandez	47	16
Scott Garlick	40	16
Jimmy Maurer	31	11
Jeff Cassar	33	8

LOSSES

PLAYER	GP	LOST
Matt Jordan	114	46
Mark Dodd	92	45
Dario Sala	100	33
Jesse Gonzalez	101	32
Kevin Hartman	83	23
Raul Fernandez	47	18
Chris Seitz	67	18
Jeff Cassar	33	15
D.J. Countess	25	15
Scott Garlick	40	14

SAVES

PLAYER	GP	SVS
Mark Dodd	92	495
Matt Jordan	114	458
Dario Sala	100	328
Jesse Gonzalez	101	274
Kevin Hartman	83	239
Chris Seitz	67	175
Raul Fernandez	47	154
Scott Garlick	40	150
D.J. Countess	25	121
Jeff Cassar	33	110

SHUTOUTS

PLAYER	GP	SHO
Jesse Gonzalez	101	31
Matt Jordan	114	30
Kevin Hartman	83	28
Dario Sala	100	23
Chris Seitz	67	17

ALL-TIME FC DALLAS INDIVIDUAL LEADERS

Mark Dodd	92	16
Raul Fernandez	47	11
Jimmy Maurer	31	11
Scott Garlick	40	10
Jeff Cassar	33	6

SAVES PERCENTAGE

PLAYER	GP	S	SOG	%
Mark Dodd	92	495	686	72.2
Kevin Hartman	83	239	343	69.7
Dario Sala	100	328	472	69.5
Matt Jordan	114	458	660	69.4
Jesse Gonzalez	101	274	412	66.5
Chris Seitz	67	175	269	65.1

Minimum: 175 saves



LONGEST SHUTOUT STREAKS (MINUTES)

PLAYER	MIN	START	END
Kevin Hartman	531	5/01/2011	5/28/2011
Kevin Hartman	415	8/14/2010	9/16/2010
Scott Garlick	381	4/03/2004	5/08/2004
Matt Jordan	357	9/26/1998	4/15/1999
Dan Kennedy	349	6/19/2015	7/18/2015
Jesse Gonzalez	337	10/04/2015	10/25/2015
Chris Seitz	321	6/19/2016	7/13/2016
Jesse Gonzalez	308	8/22/2015	9/12/2015
Jesse Gonzalez	290	9/23/2018	10/13/2018
Dario Sala	289	8/27/2006	9/09/2006

CONSECUTIVE MINUTES WITHOUT SCORING A GOAL

TEAM	MIN	START	END
FC Dallas	465	7/04/2013	8/11/2013
FC Dallas	401	9/10/2011	10/12/2011
Dallas Burn	370	7/19/2003	8/16/2003
FC Dallas	354	5/23/2015	6/19/2015
FC Dallas	347	4/17/2016	5/11/2016
FC Dallas	330	6/24/2006	7/08/2006
Dallas Burn	328	9/18/2004	10/16/2004
Dallas Burn	306	6/21/2000	7/01/2000
FC Dallas	295	8/12/2006	8/30/2006
Dallas Burn	288	7/01/1998	7/18/1998

CONSECUTIVE MINUTES WITHOUT ALLOWING A GOAL

TEAM	MIN	START	END
FC Dallas	531	5/01/2011	5/28/2011
FC Dallas	415	8/14/2010	9/16/2010
Dallas Burn	381	4/03/2004	5/08/2004
FC Dallas	349	6/19/2015	7/18/2015
Dallas Burn	344	3/20/1999	4/15/1999
FC Dallas	337	10/04/2015	10/25/2015
FC Dallas	321	6/19/2016	7/13/2016
FC Dallas	319	5/01/2010	5/15/2010
FC Dallas	308	8/22/2015	9/12/2015
FC Dallas	290	9/23/2018	10/13/2018

FC DALLAS INDIVIDUAL HIGH GAMES (1996-2019)

GOALS + ASSISTS	4	Dante Washington	04/20/1997	vs. COL	W 4-1
	4	Jason Kreis	03/20/1999	vs. KC	W 4-0
	4	Jason Kreis	06/05/1999	at MET	W 5-2
	4	Jason Kreis	07/10/1999	vs. KC	W 5-0
	4	Bobby Rhine	06/08/2002	vs. COL	W 4-1
	4	Jeff Cunningham	08/01/2009	vs. KC	W 6-0
GOALS	4	Jeff Cunningham	09/12/2009	at LA	W 6-3
	4	Jeff Cunningham	08/01/2009	vs. KC	W 6-0
	3	Dante Washington	07/18/1997	vs. SJ	W 3-1
	3	Jason Kreis	03/20/1999	vs. KC	W 4-0
	3	Bobby Rhine	06/08/2002	vs. COL	W 4-1
	3	Tesho Akindele	08/16/2014	at SJ	W 5-0
ASSISTS	3	Roland Lamah	06/03/2017	vs. RSL	W 6-2
	3	Michael Barrios	07/28/2018	at KC	W 3-2
	3	Santiago Mosquera	09/16/2020	vs. COL	W 4-1
	3	Antonio Martinez	08/11/2001	vs. MET	W 3-0
	3	Antonio Martinez	05/18/2002	vs. COL	W 3-1
	3	Michael Barrios	06/03/2017	vs. RSL	W 6-2
SHOTS	3	Mauro Diaz	05/12/2018	vs. LA	W 3-2
	3	Michael Barrios	08/10/2019	vs. MIN	W 5-3
	3	Paxton Pomykal	08/10/2019	vs. MIN	W 5-3
	10	Ariel Graziani	06/02/2001	vs. MIA	L 2-6
	10	Jason Kreis	06/30/2001	vs. LA	T 0-0
	10	Kenny Cooper	07/04/2008	vs. KC	T 1-1
SHOTS ON GOAL	10	Maicon Santos	08/27/2011	at KC	W 3-2
	9	Kenny Cooper	07/27/2008	vs. LA	W 4-0
	6	Jason Kreis	05/27/2000	at DC	L 2-3
	6	Bobby Rhine	06/02/2001	vs. MIA	L 2-6
	6	Ronnie O'Brien	05/07/2005	at KC	T 3-3
	5	Ted Eck	07/17/1996	vs. LA	W 5-2
FOULS COMMITTED	5	Gerell Elliott	07/27/1996	vs. COL	W 3-0
	5	Dante Washington	04/20/1997	vs. COL	W 4-1
	5	Jason Kreis	05/31/1998	vs. MIA	W 2-0
	5	Ariel Graziani	03/18/2000	vs. CHI	W 4-2
	5	Aleksey Korol	07/15/2000	at MIA	W 3-0
	5	Ariel Graziani	06/09/2001	vs. DC	W 3-0
	5	Ronald Cerritos	09/05/2002	vs. MET	L 1-3
	5	Arturo Alvarez	06/14/2007	at RSL	W 1-0
	5	Kenny Cooper	07/27/2008	vs. LA	W 4-0
	5	Kenny Cooper	04/04/2009	at NE	L 1-2
	9	Daniel Peinado	04/26/1997	at LA	W 1-1
	9	Arturo Alvarez	05/28/2005	at DC	W 2-0
	9	Juan Toja	07/04/2007	vs. CHV	W 2-0
	8	Simo Valakari	04/23/2005	vs. RSL	W 3-0
	7	Richard Farrer	09/11/1996	at SJ	W 2-2
	7	Chad Deering	07/16/2003	at NE	W 2-1
	7	Oscar Pareja	08/13/2003	vs. SJ	L 0-3



FC DALLAS INDIVIDUAL HIGH GAMES (1996-2019)

7	Simo Valakari	04/17/2004	at CHI	W 2-0
7	Eddie Johnson	08/15/2004	at MET	W 1-0
7	Ronnie O'Brien	06/12/2005	at CHI	L 0-2
7	Simo Valakari	05/20/2006	vs. NE	W 4-0
7	Carlos Ruiz	06/30/2007	vs. HOU	T 0-0
7	Atiba Harris	09/25/2010	at KC	W 3-1
7	Blas Perez	05/07/2014	at SEA	L 1-2

FOULS SUFFERED

8	Brian Haynes	08/14/1996	vs. CLB	L 2-2
8	Oscar Pareja	06/08/2002	vs. COL	W 4-1
8	Mauro Diaz	05/23/2015	at MTL	L 1-2
7	Jason Kreis	07/10/1996	at MET	L 2-3
7	Lawrence Lozzano	08/22/1996	at SJ	L 0-0
7	Daniel Peinado	03/29/1997	vs. NE	L 0-1
7	Damian	05/23/1998	at LA	L 1-4
7	Ted Eck	05/27/2000	at DC	L 2-3
7	Ariel Graziani	08/12/2000	vs. DC	W 1-0
7	Bobby Rhine	09/01/2002	at COL	L 2-3
7	Joselito Vaca	07/02/2003	vs. DC	L 1-3
7	David Ferreira	04/19/2009	vs. TOR	W 3-2
7	Mauro Diaz	05/07/2016	at TOR	L 0-1
7	Andrés Ricaurte	09/23/2020	at ATL	L 0-1

CORNER KICKS

13	Bryan Acosta	05/25/2019	at VAN	L 1-2
12	Brad Davis	04/03/2004	vs. COL	T 1-1
11	Damian	06/21/1998	vs. TB	L 0-1
11	Kellyn Acosta	03/18/2017	vs. NE	W 2-1
10	Damian	06/17/1998	at CHI	L 0-1
10	Jason Kreis	07/25/1998	at CLB	W 2-1
10	Jason Kreis	09/13/1998	vs. SJ	L 1-3
10	Marvin Chavez	05/11/2011	vs. TOR	W 1-0
10	Ricardo Villar	08/20/2011	vs. SEA	L 0-1
10	David Ferreira	07/18/2012	at SJ	L 1-2
10	Michel	05/10/2014	at SJ	L 1-2
10	Michel	08/16/2014	at SJ	W 5-0
10	Maximiliano Urruti	09/23/2018	at VAN	W 2-1
10	Andrés Ricaurte	10/07/2020	at HOU	L 0-2

OFFSIDE

7	Damian	07/04/1997	vs. DC	L 2-3
6	Gerell Elliott	08/25/1996	at LA	W 3-2
6	Dante Washington	07/29/1998	vs. LA	W 3-0
6	Toni Nhleko	08/16/2003	vs. KC	W 3-2
6	Abe Thompson	09/30/2006	at CLB	L 1-3

SAVES

12	Mark Dodd	09/19/1998	at KC	W 1-0
11	Mark Dodd	09/19/1996	vs. LA	L 1-2
11	Garth Lagerwey	07/06/1997	at KC	W 3-1
11	Matt Jordan	09/04/1999	at DC	L 1-4
11	D.J. Countess	07/16/2003	at NE	W 2-1

SHOTS FACED

15	Matt Jordan	09/04/1999	at DC	L 1-4
14	Mark Dodd	06/04/1998	vs. LA	L 1-8

FC DALLAS INDIVIDUAL HIGH GAMES (1996-2019)

13	Mark Dodd	09/19/1996	vs. LA	L 1-2
13	Scott Garlick	07/16/2005	at NE	L 2-3
12	Mark Dodd	04/18/1997	at KC	L 1-2
12	Garth Lagerwey	07/06/1997	at KC	W 3-1
12	Mark Dodd	08/02/1997	vs. KC	L 1-2
12	Mark Dodd	09/19/1998	at KC	W 1-0
12	Matt Jordan	05/24/2000	at CHI	L 3-4
12	D.J. Countess	07/16/2003	at NE	W 2-1

GOALS ALLOWED

8	Mark Dodd	06/04/1998	vs. LA	L 1-8
6	Matt Jordan	08/26/2000	vs. MET	L 4-6
5	Mark Dodd	07/07/1996	at DC	L 1-6
5	Matt Jordan	04/22/2000	at SJ	L 0-5
5	Matt Jordan	08/04/2001	at NE	L 1-5
5	Jeff Cassar	07/12/2003	at KC	L 1-5
5	Jeff Cassar	09/27/2003	at SJ	L 2-5
5	Jeff Cassar	07/03/2004	at KC	L 1-5
5	Shaka Hislop	10/14/2006	at LA	L 2-5
5	Dario Sala	05/18/2008	vs. LA	L 1-5
5	Jesse Gonzalez	03/12/2016	at HOU	L 0-5
5	Chris Seitz	07/13/2016	at SEA	L 0-5



FC DALLAS TEAM HIGH GAMES (1996-2019)

GOALS + ASSISTS	15	06/03/2017	vs. RSL	W 6-2
	13	06/05/1999	at MET	W 5-2
	13	10/06/2019	vs. KC	W 6-0
	12	07/10/1999	vs. KC	W 5-0
	12	07/24/2004	vs. DC	W 5-1
	12	09/12/2009	at LA	W 6-3
GOALS	6	06/16/2001	at COL	W 6-3
	6	08/01/2009	vs. KC	W 6-0
	6	09/12/2009	at LA	W 6-3
	6	06/03/2017	vs. RSL	W 6-2
	6	10/06/2019	vs. KC	W 6-0
ASSISTS	9	06/03/2017	vs. RSL	W 6-2
	8	06/05/1999	at MET	W 5-2
	7	07/10/1999	vs. KC	W 5-0
	7	08/26/2000	vs. MET	L 4-6
	7	07/24/2004	vs. DC	W 5-1
	7	10/06/2019	vs. KC	W 6-0
SHOTS	36	08/19/1998	at MIA	L 1-2
	28	08/12/2017	vs. COL	T 0-0
	28	10/07/2020	at HOU	L 0-2
	27	06/23/2001	vs. CLB	L 1-2
	26	06/30/2001	vs. LA	T 0-0
	26	07/02/2011	vs. CLB	W 2-0
	26	07/18/2015	vs. DC	W 2-1
	26	06/26/2019	vs. VAN	T 2-2
SHOTS ON GOAL	16	07/17/1996	vs. LA	W 5-2
	16	09/07/1996	vs. NE	L 0-2
	14	08/31/1997	vs. COL	W 4-1
	14	10/03/1999	vs. LA	W 4-3
	14	04/21/2001	vs. CHI	W 3-2
FOULS COMMITTED	33	06/06/2001	at TB	W 1-0
	33	06/12/2005	at CHI	L 0-2
	31	05/25/2002	at CLB	T 1-1
	30	08/16/2003	vs. KC	W 3-2
	29	05/04/2002	at MET	W 2-1
FOULS SUFFERED	36	05/27/2000	at DC	L 2-3
	25	07/05/2000	at MET	L 1-2
	25	07/08/2000	vs. DC	W 3-0
	24	05/17/1997	vs. TB	W 2-0
	24	10/03/1999	vs. LA	W 4-3
	24	04/29/2000	vs. CLB	W 2-1
	24	08/12/2000	vs. DC	W 1-0
	24	08/15/2012	at VAN	W 2-0
	24	06/22/2013	vs. KC	T 2-2
	24	03/22/2014	vs. CHV	W 3-1
	24	03/02/2019	vs. NE	T 1-1

FC DALLAS TEAM HIGH GAMES (1996-2019)

CORNER KICKS	16	04/19/2014	vs. TOR	W 2-1
	15	05/23/2015	at MTL	L 1-2
	15	10/07/2020	at HOU	L 0-2
	14	08/04/2001	at NE	L 1-5
	13	06/21/1998	vs. TB	L 0-1
	13	05/15/2004	vs. SJ	L 1-2
	13	03/18/2017	vs. NE	W 2-1
	13	05/25/2019	at VAN	L 1-2
OFFSIDE	13	08/16/2003	vs. KC	W 3-2
	12	07/29/1998	vs. LA	W 3-0
	10	08/25/1996	at LA	W 3-2
	10	08/29/2001	at TB	W 3-2
	9	07/18/1997	vs. SJ	W 3-1
	9	09/30/2006	at CLB	L 1-3
	9	05/17/2014	vs. CHV	T 1-1
SAVES	12	09/19/1998	at KC	W 1-0
	11	09/19/1996	vs. LA	L 1-2
	11	07/06/1997	at KC	W 3-1
	11	09/04/1999	at DC	L 1-4
	11	07/16/2003	at NE	W 2-1
SHOTS FACED	15	09/04/1999	at DC	L 1-4
	14	09/19/1996	vs. LA	L 1-2
	14	06/04/1998	vs. LA	L 1-8
	14	08/07/1998	vs. DC	L 0-1
	13	04/18/1997	at KC	L 1-2
	13	06/28/1997	at SJ	L 1-3
	13	07/16/2003	at NE	W 2-1
	13	07/16/2005	at NE	L 2-3
	8	06/04/1998	vs. LA	L 1-8
	6	07/07/1996	at DC	L 1-6
GOALS ALLOWED	6	08/26/2000	vs. MET	L 4-6
	6	06/02/2001	vs. MIA	L 2-6
	5	04/22/2000	at SJ	L 0-5
	5	08/04/2001	at NE	L 1-5
	5	07/12/2003	at KC	L 1-5
	5	09/27/2003	at SJ	L 2-5
	5	07/03/2004	at KC	L 1-5
	5	10/14/2006	at LA	L 2-5
	5	05/18/2008	vs. LA	L 1-5
	5	03/12/2016	at HOU	L 0-5
	5	07/13/2016	at SEA	L 0-5



FC DALLAS TEAM LOW GAMES (1996-2019)

GOALS	0	04/14/1996	vs. SJ	W 0-0	0	08/21/2004	at SJ	L 0-3
+ ASSISTS	0	05/05/1996	vs. CLB	W 0-0	0	09/11/2004	at DC	L 0-3
	0	05/23/1996	vs. TB	L 0-1	0	09/25/2004	vs. MET	L 0-2
	0	05/29/1996	at COL	L 0-2	0	10/02/2004	at NE	L 0-2
	0	06/02/1996	vs. MET	L 0-1	0	10/09/2004	at LA	L 0-2
	0	06/19/1996	at MET	L 0-0	0	04/09/2005	at COL	T 0-0
	0	06/29/1996	vs. KC	L 0-1	0	04/30/2005	at LA	L 0-2
	0	08/22/1996	at SJ	L 0-0	0	05/14/2005	at SJ	T 0-0
	0	09/07/1996	vs. NE	L 0-2	0	06/12/2005	at CHI	L 0-2
	0	03/29/1997	vs. NE	L 0-1	0	07/23/2005	at RSL	L 0-3
	0	04/23/1997	at COL	L 0-1	0	08/20/2005	at CLB	L 0-1
	0	07/25/1997	vs. LA	L 0-3	0	09/03/2005	vs. SJ	L 0-2
	0	06/17/1998	at CHI	L 0-1	0	10/08/2005	vs. COL	T 0-0
	0	06/21/1998	vs. TB	L 0-1	0	06/28/2006	at NE	L 0-1
	0	07/04/1998	vs. CHI	L 0-1	0	07/01/2006	at CHV	L 0-3
	0	07/11/1998	at KC	L 0-2	0	07/04/2006	vs. DC	L 0-1
	0	08/07/1998	vs. DC	L 0-1	0	08/12/2006	at HOU	L 0-1
	0	09/02/1998	at LA	L 0-3	0	08/20/2006	at LA	L 0-2
	0	03/28/1999	at LA	L 0-0	0	08/27/2006	at KC	L 0-1
	0	04/10/1999	at CHI	W 0-0	0	09/13/2006	vs. CHV	L 0-1
	0	06/12/1999	at KC	L 0-1	0	04/15/2007	at NY	L 0-3
	0	07/31/1999	vs. COL	L 0-2	0	04/26/2007	vs. NY	L 0-1
	0	08/14/1999	at LA	L 0-2	0	04/29/2007	vs. NE	L 0-1
	0	03/25/2000	vs. COL	L 0-1	0	05/26/2007	at CHV	L 0-2
	0	04/22/2000	at SJ	L 0-5	0	06/17/2007	at TOR	L 0-4
	0	06/21/2000	at KC	T 0-0	0	06/30/2007	vs. HOU	T 0-0
	0	06/24/2000	at DC	L 0-2	0	08/19/2007	at HOU	L 0-1
	0	06/28/2000	at COL	L 0-1	0	09/01/2007	vs. DC	L 0-4
	0	08/30/2000	at CHI	L 0-4	0	09/30/2007	vs. HOU	L 0-3
	0	05/05/2001	vs. COL	L 0-1	0	10/11/2007	vs. CHV	T 0-0
	0	05/19/2001	at LA	T 0-0	0	10/20/2007	vs. KC	L 0-2
	0	05/23/2001	vs. SJ	L 0-2	0	04/24/2008	vs. NE	L 0-1
	0	06/30/2001	vs. LA	T 0-0	0	05/03/2008	at SJ	T 0-0
	0	08/15/2001	at CLB	L 0-3	0	06/21/2008	at NY	L 0-1
	0	03/23/2002	vs. SJ	L 0-2	0	09/04/2008	vs. COL	L 0-1
	0	05/11/2002	at NE	L 0-2	0	03/29/2009	vs. CHV	L 0-2
	0	06/22/2002	at LA	L 0-3	0	04/25/2009	at CHV	L 0-2
	0	07/20/2002	at SJ	L 0-4	0	05/09/2009	at HOU	L 0-1
	0	07/31/2002	vs. KC	L 0-1	0	07/11/2009	at COL	L 0-1
	0	05/03/2003	at DC	T 0-0	0	08/15/2009	at CLB	L 0-2
	0	06/28/2003	at LA	L 0-3	0	05/20/2010	vs. LA	L 0-1
	0	07/05/2003	at CLB	T 0-0	0	08/28/2010	at CLB	T 0-0
	0	07/26/2003	at SJ	L 0-3	0	09/11/2010	at SJ	T 0-0
	0	08/09/2003	at COL	L 0-2	0	10/16/2010	at RSL	L 0-2
	0	08/13/2003	vs. SJ	L 0-3	0	03/26/2011	vs. SJ	L 0-2
	0	10/11/2003	at MET	T 0-0	0	04/01/2011	at CLB	L 0-2
	0	10/18/2003	at KC	L 0-1	0	05/07/2011	at DC	T 0-0
	0	05/01/2004	at CLB	T 0-0	0	05/22/2011	vs. RSL	T 0-0
	0	05/22/2004	at KC	L 0-2	0	07/09/2011	at RSL	L 0-2
	0	07/10/2004	vs. CLB	T 0-0	0	07/16/2011	vs. DC	T 0-0
	0	07/17/2004	vs. KC	L 0-1	0	08/20/2011	vs. SEA	L 0-1
	0	08/11/2004	vs. NE	L 0-3	0	09/10/2011	at NE	L 0-2

FC DALLAS TEAM LOW GAMES (1996-2019)

0	09/17/2011	vs. NY	L 0-1		0	09/30/2017	at ORL	T 0-0
0	09/24/2011	vs. HOU	L 0-1		0	10/15/2017	at SEA	L 0-4
0	10/01/2011	at COL	L 0-1		0	06/23/2018	at NYR	L 0-3
0	04/21/2012	at VAN	L 0-1		0	07/07/2018	at RSL	L 0-2
0	05/06/2012	vs. COL	L 0-2		0	09/15/2018	vs. CLB	T 0-0
0	05/09/2012	vs. SEA	L 0-2		0	09/29/2018	at POR	T 0-0
0	06/23/2012	vs. CHV	T 0-0		0	10/13/2018	at DC	L 0-1
0	07/07/2012	vs. SJ	T 0-0		0	10/21/2018	vs. KC	L 0-3
0	07/28/2012	vs. LA	L 0-1		0	03/16/2019	at CLB	L 0-1
0	08/26/2012	at LA	L 0-2		0	04/27/2019	vs. SJ	T 0-0
0	06/15/2013	at POR	L 0-1		0	05/16/2019	at LFC	L 0-2
0	07/04/2013	vs. CHV	T 0-0		0	06/30/2019	at POR	L 0-1
0	07/07/2013	at LA	L 0-2		0	07/13/2019	at MIN	L 0-1
0	07/13/2013	vs. RSL	L 0-3		0	07/27/2019	vs. RSL	T 0-0
0	07/20/2013	at MTL	T 0-0		0	08/03/2019	at ORL	L 0-2
0	08/03/2013	at SEA	L 0-3		0	08/14/2019	at LA	L 0-2
0	09/22/2013	at NY	L 0-1		0	09/14/2019	at CHI	L 0-4
0	05/04/2014	vs. NY	L 0-1		0	09/18/2019	at SEA	T 0-0
0	05/24/2014	at RSL	T 0-0		0	09/29/2019	at COL	L 0-3
0	06/29/2014	at CLB	T 0-0		0	08/12/2020	vs. NSH	L 0-1
0	08/30/2014	at CHI	L 0-1		0	08/16/2020	vs. NSH	T 0-0
0	10/04/2014	at VAN	L 0-2		0	08/21/2020	at HOU	T 0-0
0	10/25/2014	vs. POR	L 0-2		0	09/23/2020	at ATL	L 0-1
0	03/28/2015	vs. SEA	T 0-0		0	09/27/2020	vs. ORL	T 0-0
0	04/10/2015	vs. COL	L 0-4		0	10/07/2020	at HOU	L 0-2
0	05/15/2015	vs. NYR	T 0-0		0	10/20/2020	at NSH	L 0-3
0	05/29/2015	at KC	L 0-4		0	10/24/2020	at RSL	T 0-0
0	06/07/2015	at SJ	T 0-0		0	11/08/2020	at MIN	L 0-3
0	06/13/2015	at SEA	L 0-3					
0	08/02/2015	at CHI	L 0-2	SHOTS	1	05/06/2012	vs. COL	L 0-2
0	08/22/2015	at VAN	L 0-1		3	07/04/1996	vs. DC	W 1-1
0	10/07/2015	at VAN	T 0-0		3	06/21/2000	at KC	T 0-0
0	03/12/2016	at HOU	L 0-5		3	07/13/2016	at SEA	L 0-5
0	04/23/2016	at VAN	L 0-3		3	04/06/2019	at PHI	L 1-2
0	04/29/2016	at NYR	L 0-4					
0	05/07/2016	at TOR	L 0-1	SHOTS	0	07/11/2009	at COL	L 0-1
0	05/28/2016	at SJ	T 0-0	ON GOAL	0	05/06/2012	vs. COL	L 0-2
0	06/19/2016	at KC	L 0-2		0	08/03/2013	at SEA	L 0-3
0	07/13/2016	at SEA	L 0-5		0	03/28/2015	vs. SEA	T 0-0
0	08/20/2016	at RSL	L 0-1		0	07/13/2016	at SEA	L 0-5
0	09/10/2016	vs. COL	L 0-1		0	05/16/2019	at LFC	L 0-2
0	09/24/2016	at RSL	T 0-0					
0	10/23/2016	at LA	T 0-0	FOULS	2	07/04/2009	vs. NY	W 2-1
0	03/11/2017	at KC	T 0-0	COMMITTED	3	07/14/2018	vs. CHI	W 3-1
0	05/20/2017	vs. SJ	L 0-1		4	07/27/2008	vs. LA	W 4-0
0	05/28/2017	vs. HOU	T 0-0		4	05/30/2018	at LA	W 3-2
0	06/10/2017	at POR	L 0-2		4	09/15/2018	vs. CLB	T 0-0
0	07/29/2017	vs. VAN	L 0-4					
0	08/12/2017	vs. COL	T 0-0	FOULS	3	05/10/2003	vs. KC	L 1-3
0	08/19/2017	at KC	L 0-2	SUFFERED	3	06/15/2008	vs. CHI	W 1-0
0	09/10/2017	at ATL	L 0-3		4	03/21/1998	vs. COL	W 1-1
0	09/16/2017	vs. SEA	T 0-0		4	05/16/1998	vs. COL	W 2-1



FC DALLAS TEAM LOW GAMES (1996-2019)

	4	06/24/2009	at COL	T 1-1		0	05/12/2007	at KC	W 2-1
	4	05/25/2011	at SEA	W 1-0		0	06/03/2007	at HOU	L 1-2
	4	04/05/2012	vs. NE	W 1-0		0	09/23/2007	at LA	L 1-2
	4	06/29/2014	at CLB	T 0-0		0	09/30/2007	vs. HOU	L 0-3
	4	08/26/2017	at CLB	L 1-2		0	10/11/2007	vs. CHV	T 0-0
	4	06/23/2018	at NYR	L 0-3		0	05/28/2008	vs. HOU	T 2-2
CORNER KICKS	0	03/18/2000	vs. CHI	W 4-2		0	06/26/2008	at HOU	T 1-1
	0	09/06/2003	at COL	L 1-2		0	08/16/2008	at CLB	L 1-2
	0	07/15/2006	at CHI	W 3-2		0	09/04/2008	vs. COL	L 0-1
	0	04/07/2007	at RSL	T 2-2		0	04/19/2009	vs. TOR	W 3-2
	0	04/12/2008	vs. NY	W 2-0		0	04/25/2009	at CHV	L 0-2
	0	05/18/2008	vs. LA	L 1-5		0	06/13/2009	vs. HOU	L 1-3
	0	07/27/2008	vs. LA	W 4-0		0	06/24/2009	at COL	T 1-1
	0	09/13/2008	at DC	T 2-2		0	07/24/2009	at RSL	L 2-4
	0	04/19/2009	vs. TOR	W 3-2		0	04/10/2010	vs. CLB	T 2-2
	0	08/06/2009	vs. HOU	W 1-0		0	07/17/2010	vs. RSL	W 2-0
	0	07/31/2011	vs. CHV	W 1-0		0	07/31/2010	at COL	T 1-1
	0	03/29/2014	vs. POR	W 2-1		0	09/22/2010	vs. NE	T 2-2
	0	04/26/2014	at DC	L 1-4		0	04/08/2011	vs. COL	W 3-0
	0	09/20/2014	at LA	L 1-2		0	05/22/2011	vs. RSL	T 0-0
	0	04/24/2015	at COL	T 1-1		0	08/20/2011	vs. SEA	L 0-1
OFFSIDE	0	06/02/1996	vs. MET	L 0-1		0	03/17/2012	vs. POR	T 1-1
	0	08/22/1996	at SJ	L 0-0		0	03/25/2012	at KC	L 1-2
	0	04/18/1998	vs. SJ	L 1-2		0	04/05/2012	vs. NE	W 1-0
	0	04/25/1998	vs. KC	W 3-1		0	04/05/2012	vs. NE	W 1-0
	0	05/23/1998	at LA	L 1-4		0	05/06/2012	vs. COL	L 0-2
	0	06/17/1998	at CHI	L 0-1		0	05/12/2012	at CLB	L 1-2
	0	07/01/1998	at CHI	L 1-4		0	08/15/2012	at VAN	W 2-0
	0	06/19/1999	at COL	L 1-2		0	09/02/2012	vs. SEA	T 1-1
	0	07/24/1999	at CLB	L 1-4		0	04/06/2013	at TOR	T 2-2
	0	09/11/1999	vs. SJ	W 1-0		0	09/22/2013	at NY	L 0-1
	0	10/03/1999	vs. LA	W 4-3		0	07/19/2014	vs. NE	W 2-0
	0	05/27/2000	at DC	L 2-3		0	07/27/2014	at VAN	T 2-2
	0	06/07/2000	vs. CLB	W 3-2		0	08/16/2014	at SJ	W 5-0
	0	08/30/2000	at CHI	L 0-4		0	09/06/2014	at RSL	L 1-2
	0	08/15/2001	at CLB	L 0-3		0	04/04/2015	at POR	L 1-3

FC DALLAS TEAM LOW GAMES (1996-2019)

	0	05/05/2018	at LFC	T 1-1	GOALS ALLOWED	0	04/14/1996	vs. SJ	W 0-0
	0	05/25/2018	at TOR	W 1-0		0	04/18/1996	vs. KC	W 3-0
	0	06/29/2018	at MIN	W 1-0		0	05/05/1996	vs. CLB	W 0-0
	0	07/21/2018	at HOU	T 1-1		0	06/19/1996	at MET	L 0-0
	0	09/01/2018	vs. HOU	W 4-2		0	07/27/1996	vs. COL	W 3-0
	0	09/23/2018	at VAN	W 2-1		0	08/22/1996	at SJ	L 0-0
	0	03/16/2019	at CLB	L 0-1		0	05/17/1997	vs. TB	W 2-0
	0	03/30/2019	at RSL	W 4-2		0	09/06/1997	vs. CLB	W 3-0
	0	04/06/2019	at PHI	L 1-2		0	09/11/1997	at SJ	W 1-0
	0	05/11/2019	vs. NYR	L 1-3		0	09/16/1997	at MET	W 1-0
	0	06/08/2019	at SJ	T 2-2		0	05/06/1998	at MET	W 1-0
	0	08/17/2019	at MTL	T 3-3		0	05/31/1998	vs. MIA	W 2-0
	0	08/12/2020	vs. NSH	L 0-1		0	07/29/1998	vs. LA	W 3-0
	0	08/16/2020	vs. NSH	T 0-0		0	08/15/1998	at COL	W 1-0
	0	08/29/2020	vs. MIN	W 3-1		0	08/29/1998	vs. MET	W 2-0
SAVES	0	09/09/2020	at MIN	L 2-3		0	09/19/1998	at KC	W 1-0
	0	10/07/2020	at HOU	L 0-2		0	03/20/1999	vs. KC	W 4-0
	0	11/04/2020	at NSH	W 1-0		0	03/28/1999	at LA	L 0-0
	0	11/08/2020	at MIN	L 0-3		0	04/10/1999	at CHI	W 0-0
	0	04/07/2001	vs. TB	L 2-4		0	04/24/1999	vs. CLB	W 2-0
	0	07/28/2004	at CLB	L 1-2		0	06/16/1999	vs. DC	W 3-0
	0	05/06/2006	at HOU	L 3-4		0	06/26/1999	vs. NE	W 2-0
	0	04/22/2007	vs. COL	W 3-1		0	07/10/1999	vs. KC	W 5-0
	0	05/17/2007	at CHI	W 2-1		0	08/04/1999	vs. MET	W 2-0
	0	03/26/2011	vs. SJ	L 0-2		0	08/18/1999	at COL	W 3-0
	0	04/08/2011	vs. COL	W 3-0		0	08/28/1999	vs. LA	W 1-0
	0	03/28/2015	vs. SEA	T 0-0		0	09/11/1999	vs. SJ	W 1-0
	0	06/13/2015	at SEA	L 0-3		0	09/24/1999	at NE	W 1-0
	0	07/11/2015	at ORL	W 2-0		0	04/01/2000	vs. TB	W 1-0
	0	06/25/2016	vs. RSL	W 2-0		0	06/21/2000	at KC	T 0-0
SHOTS FACED	0	07/04/2016	vs. ORL	W 4-0		0	07/08/2000	vs. DC	W 3-0
	0	09/03/2016	vs. POR	W 3-1		0	07/15/2000	at MIA	W 3-0
	0	04/29/2017	vs. POR	T 2-2		0	08/12/2000	vs. DC	W 1-0
	0	05/14/2017	vs. NYC	T 1-1		0	08/16/2000	vs. CHI	W 3-0
	0	06/23/2017	at HOU	T 1-1		0	09/06/2000	at LA	W 1-0
	0	08/26/2017	at CLB	L 1-2		0	04/14/2001	at SJ	W 1-0
	0	05/19/2018	vs. VAN	T 2-2		0	05/12/2001	vs. CLB	W 4-0
	0	07/14/2018	vs. CHI	W 3-1		0	05/19/2001	at LA	T 0-0
	0	08/23/2018	at HOU	T 1-1		0	06/06/2001	at TB	W 1-0
	0	09/23/2018	at VAN	W 2-1		0	06/09/2001	vs. DC	W 3-0
	0	10/28/2018	at COL	L 1-2		0	06/30/2001	vs. LA	T 0-0
	0	03/07/2020	vs. MTL	T 2-2		0	07/18/2001	vs. TB	W 3-0
	0	04/08/2011	vs. COL	W 3-0		0	08/11/2001	vs. MET	W 3-0
	0	03/28/2015	vs. SEA	T 0-0		0	08/25/2001	vs. KC	W 3-0
	0	07/11/2015	at ORL	W 2-0		0	06/29/2002	vs. CLB	W 1-0
	0	06/25/2016	vs. RSL	W 2-0		0	07/04/2002	vs. MET	W 2-0
	0	07/04/2016	vs. ORL	W 4-0		0	08/24/2002	vs. LA	W 1-0
						0	05/03/2003	at DC	T 0-0
						0	07/05/2003	at CLB	T 0-0
						0	09/20/2003	vs. CHI	W 2-0
						0	10/11/2003	at MET	T 0-0
						0	04/17/2004	at CHI	W 2-0



FC DALLAS TEAM LOW GAMES (1996-2019)

0 04/24/2004	vs. KC	W 1-0	0 05/14/2011	vs. PHI	W 2-0
0 05/01/2004	at CLB	T 0-0	0 05/22/2011	vs. RSL	T 0-0
0 06/05/2004	at MET	W 2-0	0 05/25/2011	at SEA	W 1-0
0 07/10/2004	vs. CLB	T 0-0	0 06/04/2011	vs. NE	W 1-0
0 08/07/2004	vs. COL	W 1-0	0 06/25/2011	vs. POR	W 4-0
0 08/15/2004	at MET	W 1-0	0 07/02/2011	vs. CLB	W 2-0
0 09/18/2004	vs. LA	W 2-0	0 07/16/2011	vs. DC	T 0-0
0 04/09/2005	at COL	T 0-0	0 07/20/2011	at TOR	W 1-0
0 04/23/2005	vs. RSL	W 3-0	0 07/31/2011	vs. CHV	W 1-0
0 05/14/2005	at SJ	T 0-0	0 10/15/2011	vs. VAN	W 2-0
0 05/28/2005	at DC	W 2-0	0 04/05/2012	vs. NE	W 1-0
0 06/04/2005	at RSL	W 2-0	0 06/23/2012	vs. CHV	T 0-0
0 06/18/2005	vs. LA	W 1-0	0 07/07/2012	vs. SJ	T 0-0
0 10/08/2005	vs. COL	T 0-0	0 07/21/2012	vs. POR	W 5-0
0 05/10/2006	vs. LA	W 1-0	0 08/15/2012	at VAN	W 2-0
0 05/20/2006	vs. NE	W 4-0	0 09/15/2012	vs. VAN	W 1-0
0 06/24/2006	vs. COL	W 1-0	0 03/02/2013	vs. COL	W 1-0
0 07/22/2006	at RSL	W 1-0	0 03/23/2013	vs. RSL	W 2-0
0 08/30/2006	at COL	W 2-0	0 03/30/2013	at NE	W 1-0
0 09/02/2006	vs. HOU	W 1-0	0 04/13/2013	vs. LA	W 1-0
0 06/14/2007	at RSL	W 1-0	0 04/20/2013	vs. VAN	W 2-0
0 06/23/2007	at COL	W 1-0	0 05/25/2013	vs. SJ	W 1-0
0 06/30/2007	vs. HOU	T 0-0	0 07/04/2013	vs. CHV	T 0-0
0 07/04/2007	vs. CHV	W 2-0	0 07/20/2013	at MTL	T 0-0
0 08/04/2007	vs. COL	W 1-0	0 10/19/2013	vs. SEA	W 2-0
0 09/08/2007	vs. TOR	W 2-0	0 05/24/2014	at RSL	T 0-0
0 10/11/2007	vs. CHV	T 0-0	0 06/29/2014	at CLB	T 0-0
0 04/12/2008	vs. NY	W 2-0	0 07/19/2014	vs. NE	W 2-0
0 04/20/2008	at CHV	W 2-0	0 08/03/2014	at CHV	W 1-0
0 05/03/2008	at SJ	T 0-0	0 08/16/2014	at SJ	W 5-0
0 06/15/2008	vs. CHI	W 1-0	0 10/18/2014	at COL	W 1-0
0 07/27/2008	vs. LA	W 4-0	0 03/07/2015	vs. SJ	W 1-0
0 08/03/2008	at TOR	W 2-0	0 03/21/2015	at PHI	W 2-0
0 09/28/2008	vs. DC	W 3-0	0 03/28/2015	vs. SEA	T 0-0
0 05/31/2009	at CHI	W 3-0	0 05/15/2015	vs. NYR	T 0-0
0 08/01/2009	vs. KC	W 6-0	0 06/07/2015	at SJ	T 0-0
0 08/06/2009	vs. HOU	W 1-0	0 06/26/2015	vs. HOU	W 2-0
0 09/26/2009	vs. RSL	W 3-0	0 07/04/2015	vs. NE	W 3-0
0 09/30/2009	vs. NE	W 1-0	0 07/11/2015	at ORL	W 2-0
0 05/05/2010	at HOU	W 1-0	0 08/29/2015	vs. RSL	W 2-0
0 05/08/2010	vs. DC	W 1-0	0 09/06/2015	at CLB	W 3-0
0 06/05/2010	vs. SJ	W 2-0	0 10/07/2015	at VAN	T 0-0
0 07/03/2010	vs. KC	W 1-0	0 10/14/2015	vs. VAN	W 2-0
0 07/17/2010	vs. RSL	W 2-0	0 10/17/2015	at RSL	W 1-0
0 08/21/2010	vs. CHV	W 1-0	0 03/06/2016	vs. PHI	W 2-0
0 08/28/2010	at CLB	T 0-0	0 03/19/2016	vs. MTL	W 2-0
0 09/04/2010	vs. TOR	W 1-0	0 03/26/2016	at DC	W 3-0
0 09/11/2010	at SJ	T 0-0	0 05/14/2016	vs. SEA	W 2-0
0 10/02/2010	vs. CHI	3-0	0 05/28/2016	at SJ	T 0-0
0 04/08/2011	vs. COL	W 3-0	0 06/25/2016	vs. RSL	W 2-0
0 05/07/2011	at DC	T 0-0	0 07/04/2016	vs. ORL	W 4-0
0 05/11/2011	vs. TOR	W 1-0	0 07/08/2016	at SJ	W 1-0

FC DALLAS TEAM LOW GAMES (1996-2019)

0 07/31/2016	vs. VAN	W 2-0
0 09/24/2016	at RSL	T 0-0
0 10/01/2016	vs. LA	W 1-0
0 10/23/2016	at LA	T 0-0
0 03/11/2017	at KC	T 0-0
0 04/08/2017	vs. MIN	W 2-0
0 04/22/2017	vs. KC	W 1-0
0 05/06/2017	at RSL	W 3-0
0 05/28/2017	vs. HOU	T 0-0
0 08/12/2017	vs. COL	T 0-0
0 09/16/2017	vs. SEA	T 0-0
0 09/27/2017	vs. COL	W 2-0
0 09/30/2017	at ORL	T 0-0
0 03/18/2018	vs. SEA	W 3-0
0 04/14/2018	at NE	W 1-0
0 04/21/2018	vs. PHI	W 2-0
0 05/25/2018	at TOR	W 1-0
0 06/09/2018	vs. MTL	W 2-0
0 06/29/2018	at MIN	W 1-0
0 08/18/2018	vs. MIN	W 2-0
0 09/15/2018	vs. CLB	T 0-0
0 09/29/2018	at POR	T 0-0
0 10/06/2018	vs. ORL	W 2-0
0 03/09/2019	vs. LA	W 2-0
0 04/27/2019	vs. SJ	T 0-0
0 06/22/2019	vs. TOR	W 3-0
0 07/04/2019	vs. DC	W 2-0
0 07/20/2019	at KC	W 2-0
0 07/27/2019	vs. RSL	T 0-0
0 09/18/2019	at SEA	T 0-0
0 10/06/2019	vs. KC	W 6-0
0 02/29/2020	vs. PHI	W 2-0
0 08/16/2020	vs. NSH	T 0-0
0 08/21/2020	at HOU	T 0-0
0 09/27/2020	vs. ORL	T 0-0
0 10/14/2020	vs. KC	W 1-0
0 10/24/2020	at RSL	T 0-0
0 10/31/2020	vs. HOU	W 3-0
0 11/04/2020	at NSH	W 1-0



FC DALLAS INDIVIDUAL HIGHS

GAMES PLAYED

Career:	262	Matt Hedges
Season:	34	Michael Barrios (2017)
Season:	34	Michael Barrios (2018)
Season:	34	Ryan Hollingshead (2019)

MINUTES

Career:	22386	Matt Hedges
Season:	2970	Kevin Hartman (2011)

GOALS

Career:	91	Jason Kreis
Season:	18	Jason Kreis (1999)
Season:	18	Kenny Cooper (2008)
Game:	4	Jeff Cunningham (08/01/2009 vs. KC)
Half:	3	Jason Kreis (03/20/1999 vs. KC, 2d)
Half:	3	Jeff Cunningham (08/01/2009 vs. KC, 2d)
Half:	3	Roland Lamah (06/03/2017 vs. RSL, 1st)

ASSISTS

Career:	65	Jason Kreis
Season:	15	Jason Kreis (1999)
Season:	15	Michael Barrios (2019)
Game:	3	6 times
Half:	2	51 times

SHOTS

Career:	686	Jason Kreis
Season:	119	Kenny Cooper (2008)
Game:	10	4 times
Half:	7	Ariel Graziani (06/02/2001 vs. MIA, 2d)
Half:	7	Kenny Cooper (07/04/2008 vs. KC, 2d)

SHOTS ON GOAL

Career:	313	Jason Kreis
Season:	60	Kenny Cooper (2008)
Game:	6	Jason Kreis (05/27/2000 at DC)
Game:	6	Bobby Rhine (06/02/2001 vs. MIA)
Game:	6	Ronnie O'Brien (05/07/2005 at KC)
Half:	5	Jason Kreis (05/31/1998 vs. MIA, 1st)
Half:	5	Ronald Cerritos (09/05/2002 vs. MET, 1st)

FOULS COMMITTED

Career:	357	Jason Kreis
Season:	83	Juan Toja (2007)
Game:	9	Daniel Peinado (04/26/1997 at LA)
Game:	9	Arturo Alvarez (05/28/2005 at DC)
Game:	9	Juan Toja (07/04/2007 vs. CHV)
Half:	9	Daniel Peinado (04/26/1997 at LA, 2d)

FOULS SUFFERED

Career:	365	Oscar Pareja
---------	-----	--------------

FC DALLAS INDIVIDUAL HIGHS

Season:	84	David Ferreira (2010)
Game:	8	4 times
Half:	7	Jason Kreis (07/10/1996 at MET, 2d)
Half:	7	Lawrence Lozzano (08/22/1996 at SJ, 1st)
Half:	7	Daniel Peinado (03/29/1997 vs. NE, 1st)

OFFSIDES

Career:	124	Fabian Castillo
Season:	42	Damian (1997)
Half:	6	Gerell Elliott (08/25/1996 at LA, 2d)

CORNER KICKS

Career:	300	Jason Kreis
Season:	108	Michael Barrios (2019)
Game:	13	Bryan Acosta (05/25/2019 at VAN)
Half:	9	Jason Kreis (07/25/1998 at CLB, 2d)
Half:	9	Michael Barrios (08/04/2018 vs. SJ, 2d)

CAUTIONS

Career:	38	Oscar Pareja
Season:	14	Leonel Alvarez (1996)
Game:	1	1398 times
Half:	1	1394 times

EJECTIONS

Career:	5	Leonel Alvarez
Career:	5	Blas Perez
Season:	3	Reto Ziegler (2018)
Game:	1	101 times
Half:	1	100 times

GAMES PLAYED IN GOAL

Career:	114	Matt Jordan
Season:	33	Kevin Hartman (2011)

MINUTES IN GOAL

Career:	10358	Matt Jordan
Season:	2970	Kevin Hartman (2011)

WINS

Career:	52	Matt Jordan
Season:	17	Mark Dodd (1996)
Season:	17	Matt Jordan (1999)

LOSSES

Career:	46	Matt Jordan
Season:	16	Mark Dodd (1997)

TIES

Career:	27	Dario Sala
Season:	13	Jesse Gonzalez (2017)



FC DALLAS INDIVIDUAL HIGHS

SHUTOUTS		
Career:	31	Jesse Gonzalez
Season:	13	Kevin Hartman (2011)
GOALS ALLOWED		
Career:	174	Matt Jordan
Season:	53	Matt Jordan (2000)
Game:	8	Mark Dodd (06/04/1998 vs. LA)
Half:	5	Mark Dodd (06/04/1998 vs. LA, 2d)
SAVES		
Career:	495	Mark Dodd
Season:	183	Mark Dodd (1997)
Game:	12	Mark Dodd (09/19/1998 at KC)
Half:	8	Mark Dodd (09/19/1996 vs. LA, 1st)
Half:	8	Mark Dodd (09/19/1998 at KC, 2d)
Half:	8	Matt Jordan (04/24/1999 vs. CLB, 2d)

GAMES PLAYED		
Season:	34	9 times
MINUTES		
Season:	3060	9 times
GOALS		
Season:	55	in 1997
Season:	55	in 2014
Game:	6	5 times
2-Tms:	10	08/26/2000 vs. MET
Half:	5	06/03/2017 vs. RSL (1st)
ASSISTS		
Season:	79	in 2000
Game:	9	06/03/2017 vs. RSL
2-Tms:	13	08/26/2000 vs. MET
Half:	7	06/03/2017 vs. RSL (1st)
SHOTS		
Season:	483	in 2018
Game:	36	08/19/1998 at MIA
2-Tms:	54	08/19/1998 at MIA
Half:	22	08/19/1998 at MIA (2d)
Half:	22	08/12/2017 vs. COL (2d)
SHOTS ON GOAL		
Season:	230	in 1997
Game:	16	07/17/1996 vs. LA
Game:	16	09/07/1996 vs. NE
2-Tms:	26	09/04/1999 at DC
Half:	10	09/22/1996 at LA (2d)
FOULS COMMITTED		
Season:	588	in 2000
Game:	33	06/06/2001 at TB
Game:	33	06/12/2005 at CHI
2-Tms:	57	05/27/2000 at DC
Half:	18	06/06/2001 at TB (2d)
Half:	18	08/16/2003 vs. KC (1st)
FOULS SUFFERED		
Season:	521	in 2000
Game:	36	05/27/2000 at DC
2-Tms:	56	05/27/2000 at DC
Half:	19	05/27/2000 at DC (2d)
OFFSIDES		
Season:	125	in 1997
Game:	13	08/16/2003 vs. KC
2-Tms:	16	07/29/1998 vs. LA
2-Tms:	16	08/16/2003 vs. KC

FC DALLAS TEAM HIGHS		
Half:	8	07/29/1998 vs. LA (2d)
CORNER KICKS		
Season:	202	in 2017
Game:	16	04/19/2014 vs. TOR
2-Tms:	20	07/25/1998 at CLB
2-Tms:	20	08/04/2001 at NE
2-Tms:	20	04/19/2014 vs. TOR
2-Tms:	20	10/07/2020 at HOU
Half:	10	04/19/2014 vs. TOR (1st)
Half:	10	05/23/2015 at MTL (2d)
Half:	10	08/04/2018 vs. SJ (2d)
CAUTIONS		
Season:	67	in 2019
Game:	8	07/21/2001 at CHI
2-Tms:	13	04/06/2002 vs. DC
Half:	7	07/21/2001 at CHI (2d)
EJECTIONS		
Season:	10	in 2014
Game:	2	6 times
2-Tms:	3	08/24/2013 vs. SJ
2-Tms:	3	06/07/2015 at SJ
Half:	2	08/07/2004 vs. COL (2d)
Half:	2	05/06/2012 vs. COL (1st)
Half:	2	06/11/2014 at POR (2d)
GAMES PLAYED IN GOAL		
Season:	34	9 times
MINUTES IN GOAL		
Season:	3060	9 times
WINS		
Season:	19	in 1999
LOSSES		
Season:	19	in 2003
TIES		
Season:	14	in 2010
SHUTOUTS		
Season:	13	in 2011
Season:	13	in 2015
GOALS ALLOWED		
Season:	64	in 2003
Game:	8	06/04/1998 vs. LA
2-Tms:	10	08/26/2000 vs. MET
Half:	5	06/04/1998 vs. LA (2d)



FC DALLAS TEAM HIGHS

SAVES

Season:	196	in 1997
Game:	12	09/19/1998 at KC
2-Tms:	20	09/19/1996 vs. LA
Half:	8	09/19/1996 vs. LA (1st)
Half:	8	09/19/1998 at KC (2d)
Half:	8	04/24/1999 vs. CLB (2d)

GAMES PLAYED

Season:	22	in 2020
---------	----	---------

MINUTES

Season:	1980	in 2020
---------	------	---------

GOALS

Season:	28	in 2020
Game:	0	184 times
2-Tms:	0	52 times
Half:	0	745 times

ASSISTS

Season:	25	in 2020
Game:	0	278 times
2-Tms:	0	99 times
Half:	0	924 times

SHOTS

Season:	278	in 2020
Game:	1	05/06/2012 vs. COL
2-Tms:	11	4 times
Half:	0	7 times

SHOTS ON GOAL

Season:	104	in 2020
Game:	0	6 times
2-Tms:	0	03/28/2015 vs. SEA
Half:	0	142 times

FOULS COMMITTED

Season:	255	in 2020
Game:	2	07/04/2009 vs. NY
2-Tms:	10	07/27/2008 vs. LA
Half:	0	5 times

FOULS SUFFERED

Season:	297	in 2020
Game:	3	05/10/2003 vs. KC
Game:	3	06/15/2008 vs. CHI
2-Tms:	10	07/27/2008 vs. LA
Half:	0	5 times

OFFSIDES

Season:	28	in 2020
Game:	0	100 times
2-Tms:	0	11 times
Half:	0	479 times

CORNER KICKS

Season:	112	in 2006
Game:	0	15 times

FC DALLAS TEAM LOWS

2-Tms:	2	09/04/2010 vs. TOR
2-Tms:	2	03/29/2014 vs. POR
2-Tms:	2	05/28/2016 at SJ
Half:	0	207 times

CAUTIONS

Season:	42	in 2020
Game:	0	120 times
2-Tms:	0	33 times
Half:	0	664 times

EJECTIONS

Season:	1	in 2016
Season:	1	in 2019
Season:	1	in 2020
Game:	0	689 times
2-Tms:	0	608 times
Half:	0	1473 times

GAMES PLAYED IN GOAL

Season:	22	in 2020
---------	----	---------

MINUTES IN GOAL

Season:	1980	in 2020
---------	------	---------

WINS

Season:	6	in 2003
---------	---	---------

LOSSES

Season:	4	in 2010
---------	---	---------

TIES

Season:	0	4 times
---------	---	---------

SHUTOUTS

Season:	3	in 2002
---------	---	---------

GOALS ALLOWED

Season:	24	in 2020
Game:	0	195 times
2-Tms:	0	52 times
Half:	0	787 times

SAVES

Season:	74	in 2020
Game:	0	24 times
2-Tms:	0	03/28/2015 vs. SEA
Half:	0	298 times

A soccer team in white jerseys and blue shorts is celebrating their victory. They are holding a large trophy and a banner that reads "LEAGUE ONE FINAL". The scene is filled with confetti and the players are cheering with their arms raised. The image has a blue color overlay.

NORTH TEXAS SC

SI League One Final



NORTH TEXAS SOCCER CLUB



North Texas Soccer Club is a USL League One franchise owned and managed by FC Dallas. The team was founded in 2018, as one of USL League One's 10 founding members, and played its inaugural season in 2019. North Texas SC plays its home matches at Globe Life Park in Arlington, Texas.

CHAMPIONSHIPS

USL League One
2019

Forward Ricardo Pepi was announced as the team's first player signing at 15 years old on December 6, 2018 along with the name, logo and colors. North Texas SC is led by head coach Eric Quill, a former Dallas Burn player. Serving as assistant coach is former FC Dallas player Michel Garbini.

On October 19, 2019, North Texas SC won the league's inaugural title with a 1-0 victory over Greenville Triumph SC.



YEAR-BY-YEAR USL LEAGUE ONE RECORD

OVERALL RECORD						
	W-L-T	PTS	GF	GA	FINISH	PLAYOFF RESULT
2019	17-6-5	56	53	31	First	USL L1 Winners
2020	7-3-6	27	27	19	Third	No playoffs
TOTALS	24-9-11	83	80	50		

YEAR-BY-YEAR HOME AND AWAY RECORDS

HOME RECORD			
	W-L-T	GF	GA
2019	10-1-3	28	10
2020	4-0-4	17	11
TOTALS	14-1-7	45	21

AWAY RECORD			
	W-L-T	GF	GA
2019	7-5-2	25	21
2020	3-3-2	10	8
TOTALS	10-8-4	35	29

REGULAR SEASON RECORDS VS. OPPONENT

OVERALL RECORD				
VS. TEAM	GP	W-L-T	GF	GA
Chattanooga Red Wolves SC	5	3-1-1	10	6
FC Tucson	5	3-0-2	8	3
Forward Madison FC	6	4-2-0	8	7
Fort Lauderdale CF	2	1-1-0	5	3
Greenville Triumph SC	4	1-2-1	1	5
Lansing Ignite FC	3	1-1-1	6	7
New England Revolution II	2	0-0-2	4	4
Orlando City B	4	3-0-1	9	3
Richmond Kickers	4	4-0-0	11	1
South Georgia Tormenta	4	3-0-1	9	2
Union Omaha	2	0-1-1	2	3
Toronto FC II	3	1-1-1	7	6
TOTALS	44	24-9-11	80	50

HOME RECORD				
VS. TEAM	GP	W-L-T	GF	GA
Chattanooga Red Wolves SC	2	1-0-1	5	4
FC Tucson	3	2-0-1	3	2
Forward Madison FC	3	3-0-0	6	2
Fort Lauderdale CF	1	1-0-0	3	0
Greenville Triumph SC	2	0-1-1	0	4
Lansing Ignite FC	1	1-0-0	3	1
New England Revolution II	1	0-0-1	3	3
Orlando City B	2	2-0-0	5	1
Richmond Kickers	2	2-0-0	6	1
South Georgia Tormenta	3	2-0-1	7	1
Union Omaha	1	0-0-1	2	2
Toronto FC II	1	1-0-0	2	0
TOTALS	22	14-1-6	45	21

AWAY RECORD				
VS. TEAM	GP	W-L-T	GF	GA
Chattanooga Red Wolves SC	3	2-1-0	5	2
FC Tucson	2	2-0-0	5	1
Forward Madison FC	3	1-2-0	2	5
Fort Lauderdale CF	1	0-1-0	2	3
Greenville Triumph SC	2	1-1-0	1	1
Lansing Ignite FC	2	0-1-1	3	6
New England Revolution II	1	0-0-1	1	1
Orlando City B	2	1-0-1	4	2
Richmond Kickers	2	2-0-0	5	0
South Georgia Tormenta	1	1-0-0	2	1
Union Omaha	1	0-1-0	0	1
Toronto FC II	2	0-1-1	5	6
TOTALS	22	10-8-5	35	29



NORTH TEXAS SC USL L1 REG SEASON COACHING RECORDS

YEAR	COACH	W	L	T	PCT	PTS
2019	Eric Quill	17	6	5	.696	56
2020	Eric Quill	7	3	6	.625	27
TOTALS		24	9	11	.670	83

FC DALLAS POSTSEASON HISTORY

DATE	OPP.	RES.	ATT.	W-L-T	RD	NOTES:
10/12/19	Forward Madison	W 2-0	4,067	1-0-0	S	DAL: Pepi (76,78)
10/19/19	Greenville Triumph	W 1-0	3,245	2-0-0	F	DAL: Rodríguez (60)

NORTH TEXAS SC USL L1 PLAYOFF COACHING RECORDS

YEAR	COACH	W	L	T	PCT	OT	SHO
2019	Eric Quill	2	0	0	1.000	-	-
TOTALS		2	0	0	1.000	-	-

RD
WC
Q
S
F
*
^

KEY
Round
Wild Card
Quarterfinals
Semifinals
MLS Cup
Overtime
Overtime/Sudden Death Extra Time

PLAYOFF HISTORY

VS. TEAM	NO. OF SERIES				OT	SHO	GF	GA	LAST		SERIES RESULT
	SERIES	W-L	GP	W-L-T					MTG.	RND	
Forward Madison	1	1-0	1	1-0-0	0-0-0	0-0	2	0	2019	S	Won 1 game to 0
Greenville Triumph	1	1-0	1	1-0-0	0-0-0	0-0	1	0	2019	F	Won USL L1
TOTALS	2	2-0	2	2-0-0	0-0-0	2-1	3	0			



ALL-TIME NORTH TEXAS SC USL L1 AWARD WINNERS

ALL-LEAGUE FIRST TEAM

Table with 2 columns: Year, Player/Position. Rows: 2020 Justin Che (DEF), 2019 Ronaldo Damus (FOR), 2019 Arturo Rodríguez (MID)

ALL-LEAGUE SECOND TEAM

Table with 2 columns: Year, Player/Position. Rows: 2019 Ricardo Pepi (FOR), 2019 Alfusainey Jatta (MID)

USL LEAGUE ONE GOLDEN BOOT WINNER

Table with 3 columns: Year, Player, Goals. Row: 2019 Ronaldo Damus (16)

USL LEAGUE ONE ASSISTS CHAMPION

Table with 2 columns: Year, Player. Row: 2019 Arturo Rodríguez

USL LEAGUE ONE PLAYER OF THE MONTH

Table with 2 columns: Year, Player. Row: June 2019 Arturo Rodríguez

USL LEAGUE ONE COACH OF THE MONTH

Table with 2 columns: Year, Coach. Rows: May 2019 Eric Quill, Oct. 2020 Eric Quill

USL LEAGUE ONE MVP

Table with 2 columns: Year, Player. Row: 2019 Arturo Rodríguez

USL L1 YOUNG PLAYER OF THE YEAR

Table with 2 columns: Year, Player. Row: 2019 Arturo Rodríguez

USL LEAGUE ONE COACH OF THE YEAR

Table with 2 columns: Year, Coach. Row: 2019 Eric Quill

USL LEAGUE ONE PLAYER OF THE WEEK

Table with 4 columns: Year, Player, Week. Rows: 2019 Ricardo Pepi (1), Ronaldo Damus (12, 14), Callum Montgomery (21), 2020 Ronaldo Damus (12)

NORTH TEXAS INDIVIDUAL YEAR-BY-YEAR LEADERS

GAMES PLAYED

Table with 3 columns: Year, Player, GP. Rows: 2020 Justin Che (16), Derek Waldeck (16), Alisson dos Santos (16), 2019 Arturo Rodriguez (30)

GAMES STARTED

Table with 3 columns: Year, Player, GS. Rows: 2020 Justin Che (16), 2019 Arturo Rodriguez (29)

MINUTES PLAYED

Table with 3 columns: Year, Player, MIN. Rows: 2020 Justin Che (1427), 2019 Arturo Rodriguez (2601)

GOALS

Table with 4 columns: Year, Player, GP, G. Rows: 2020 Ronaldo Damus (13, 5), 2019 Ronaldo Damus (22, 16)

ASSISTS

Table with 4 columns: Year, Player, GP, A. Rows: 2020 Ronaldo Damus (13, 3), 2019 Arturo Rodriguez (30, 10)

SHOTS

Table with 4 columns: Year, Player, GP, SH. Rows: 2020 Ronaldo Damus (13, 20), 2019 Ronaldo Damus (22, 54)

SHOTS ON GOAL

Table with 4 columns: Year, Player, GP, SOG. Rows: 2020 Ronaldo Damus (13, 11), 2019 Ronaldo Damus (22, 31)

FOULS COMMITTED

Table with 4 columns: Year, Player, GP, FC. Rows: 2020 Alisson Dos Santos (16, 23), Gibran Rayo (14, 23), 2019 Arturo Rodriguez (30, 48)

FOULS SUFFERED

Table with 4 columns: Year, Player, GP, FS. Rows: 2020 Ronaldo Damus (13, 27), 2019 Arturo Rodriguez (30, 60)

CAUTIONS (YELLOW)

Table with 4 columns: Year, Player, GP, C. Rows: 2020 Alisson Dos Santos (16, 5), 2019 Alfusainey Jatta (27, 9)

EJECTIONS (RED CARDS)

Table with 4 columns: Year, Player, GP, E. Rows: 2020 Edwin Cerrillo (7, 1), Gibran Rayo (14, 1), 2019 Bicou Bissainthe (16, 1), Edwin Cerrillo (7, 1)

GAME-WINNING GOALS

Table with 4 columns: Year, Player, GP, GWG. Rows: 2020 Ronaldo Damus (13, 1), Arturo Rodriguez (9, 1), Edwin Munjoma (5, 1), 2019 Ronaldo Damus (22, 1), Ricardo Pepi (13, 1), Arturo Rodriguez (30, 1), Thomas Roberts (14, 1)

GAME-WINNING ASSISTS

Table with 4 columns: Year, Player, GP, GWA. Rows: 2020 Nkosi Burgess (6, 1), Justin Che (16, 1), 2019 Jose Kevin Bonilla (23, 1)

PENALTY-KICK GOALS

Table with 4 columns: Year, Player, GP, PKG. Rows: 2020 Oscar Romero (4, 2), 2019 Ricardo Pepi (13, 3)

GAMES PLAYED IN GOAL

Table with 3 columns: Year, Player, GP. Rows: 2020 Carlos Avilez (12), 2019 Carlos Avilez (20)

GAMES STARTED IN GOAL

Table with 3 columns: Year, Player, GP. Rows: 2020 Carlos Avilez (12), 2019 Carlos Avilez (20)

MINUTES PLAYED IN GOAL

Table with 3 columns: Year, Player, MIN. Rows: 2020 Carlos Avilrz (1080), 2019 Carlos Avilez (1798)

WINS

Table with 4 columns: Year, Player, GP, W. Rows: 2020 Carlos Avilez (16, 6), 2019 Carlos Avilez (20, 11)

SAVES

Table with 4 columns: Year, Player, GP, S. Rows: 2020 Carlos Avilez (16, 32), 2019 Carlos Avilez (20, 46)



NORTH TEXAS INDIVIDUAL YEAR-BY-YEAR LEADERS

SAVES PERCENTAGE

YEAR	PLAYER	GP	S	SOG	%
2020	Carlos Avilez	12	32	44	72.7
2019	Carlos Avilez	20	46	71	64.8

SHUTOUTS

YEAR	PLAYER	GP	SO
2020	Carlos Avilez	12	3
2019	Carlos Avilez	20	9

GOALS AGAINST AVG.

YEAR	PLAYER	GP	MIN	GA	GAA
2020	Carlos Avilez	12	1080	12	1.00
2019	Carlos Avilez	20	1798	25	1.25

ALL-TIME NORTH TEXAS SC INDIVIDUAL LEADERS

GAMES PLAYED

PLAYER	GP
Arturo Rodriguez	39
Ronaldo Damus	35
Imanol Almaguer	32
Carlos Avilez	32
Brecc Evans	32
David Rodriguez	30
Alfusainey Jatta	27
Gibran Rayo	26
Oscar Romero	24
Thomas Roberts	23

GAMES STARTED

PLAYER	GS
Arturo Rodriguez	37
Carlos Avilez	32
Brecc Evans	32
Ronaldo Damus	28
Imanol Almaguer	26
Thomas Roberts	23
Alfusainey Jatta	22
Callum Montgomery	22
Jose Kevin Bonilla	18
David Rodriguez	17

MINUTES PLAYED

PLAYER	MIN
Arturo Rodriguez	3338
Carlos Avilez	2878
Brecc Evans	2708
Ronaldo Damus	2507
Imanol Almaguer	2378
Alfusainey Jatta	1980
Callum Montgomery	1958
Thomas Roberts	1904
Jose Kevin Bonilla	1662
Justin Che	1427

GOALS

PLAYER	GP	G
Ronaldo Damus	35	21
Ricardo Pepi	14	11
Arturo Rodriguez	39	11
Oscar Romero	24	5
Nicky Hernandez	9	3
Callum Montgomery	22	3
Benjamin Redzic	13	3
Thomas Roberts	23	3
Edwin Munjoma	5	2
David Rodriguez	30	2

ASSISTS

PLAYER	GP	A
Arturo Rodriguez	39	11
Ronaldo Damus	35	6
Dante Sealy	19	3
Oscar Romero	24	3
Juan Alvarez	5	2
Alex Bruce	14	2
Jonathan Gomez	9	2
Bryan Reynolds	5	2
Thomas Roberts	23	2
Derek Waldeck	16	2

SHOTS

PLAYER	GP	SH
Ronaldo Damus	35	74
Arturo Rodriguez	39	53
Ricardo Pepi	14	43
Thomas Roberts	23	33
David Rodriguez	30	26
Tanner Tessmann	16	20
Imanol Almaguer	32	19
Alfusainey Jatta	27	17
Richard Danso	13	16
Callum Montgomery	22	14

SHOTS ON GOAL

PLAYER	GP	SOG
Ronaldo Damus	35	42
Arturo Rodriguez	39	34
Ricardo Pepi	14	23
Thomas Roberts	23	18
Alex Bruce	14	8
Richard Danso	13	8
David Rodriguez	30	8
Tanner Tessmann	16	8
Imanol Almaguer	32	8
Edwin Munjoma	5	7

FOULS COMMITTED

PLAYER	GP	FC
Arturo Rodriguez	39	64
Ronaldo Damus	35	56
Alfusainey Jatta	27	44
Gibran Rayo	26	36
Imanol Almaguer	32	30
Bicou Bissainthe	16	26
Dante Sealy	19	26
Alisson Dos Santos	16	23
Justin Che	16	22
Callum Montgomery	22	22



ALL-TIME NORTH TEXAS SC INDIVIDUAL LEADERS

FOULS SUFFERED		
PLAYER	GP	FS
Arturo Rodriguez	39	74
Ronaldo Damus	35	62
Thomas Roberts	23	53
Imanol Almaguer	32	35
Gibran Rayo	26	41
David Rodriguez	30	28
Jose Kevin Bonilla	23	27
Alfusainey Jatta	27	26
Oscar Romero	24	26
Richard Danso	13	20
CAUTIONS (YELLOW)		
PLAYER	GP	C
Alfusainey Jatta	27	9
Thomas Roberts	23	6
Arturo Rodriguez	39	5
Gibran Rayo	26	5
Alisson Dos Santos	16	5
Edwin Cerrillo	14	4
Oscar Romero	24	4
Bicou Bissainthe	16	3
Ronaldo Damus	35	3
Dante Sealy	19	3
EJECTIONS (RED CARDS)		
PLAYER	GP	E
Edwin Cerrillo	27	2
Bicou Bissainthe	23	1
Gibran Rayo	26	1
GAME-WINNING GOALS		
PLAYER	GP	GWG
Ronaldo Damus	35	2
Arturo Rodriguez	39	2
Ricardo Pepi	14	1
Thomas Roberts	23	1
Edwin Munjoma	5	1
GAME-WINNING ASSISTS		
PLAYER	GP	GWA
Nkosi Burgess	6	1
Jose Kevin Bonilla	23	1
Justin Che	16	1
HAT TRICKS		
PLAYER	GP	HATS
Ronaldo Damus	35	2
Ricardo Pepi	14	1

MULTI-GOAL GAMES		
PLAYER	GP	MGG
Ronaldo Damus	35	4
Ricardo Pepi	14	3
Oscar Romero	24	1
Benjamin Redzic	13	1
PENALTY-KICK GOALS		
PLAYER	GP	PKG
Ricardo Pepi	14	3
Arturo Rodriguez	39	3
Oscar Romero	24	3
Ronaldo Damus	35	2
Alex Bruce	14	1
GAMES PLAYED IN GOAL		
PLAYER	GP	
Carlos Avilez	32	
Jimmy Maurer	5	
Kyle Zobeck	5	
Luis Zamudio	4	
Eduardo Cortes	1	
GAMES STARTED IN GOAL		
PLAYER	GS	
Carlos Avilez	32	
Jimmy Maurer	5	
Kyle Zobeck	5	
Luis Zamudio	4	
MINUTES PLAYED IN GOAL		
PLAYER	MIN	
Carlos Avilez	2878	
Jimmy Maurer	450	
Kyle Zobeck	450	
Luis Zamudio	360	
Eduardo Cortes	2	
WINS		
PLAYER	GP	WON
Carlos Avilez	32	17
Jimmy Maurer	5	4
Kyle Zobeck	5	4
Luis Zamudio	4	1
LOSSES		
PLAYER	GP	LOST
Carlos Avilez	32	7
Kyle Zobeck	5	1
Luis Zamudio	4	1

ALL-TIME NORTH TEXAS SC INDIVIDUAL LEADERS

SAVES

PLAYER	GP	SVS
Carlos Avilez	32	78
Kyle Zobeck	5	21
Jimmy Maurer	5	19
Luis Zamudio	4	16

SHUTOUTS

PLAYER	GP	SHO
Carlos Avilez	32	12
Jimmy Maurer	5	3
Kyle Zobeck	5	2

SAVES PERCENTAGE

PLAYER	GP	S	SOG	%
Kyle Zobeck	5	24	21	87.5
Jimmy Maurer	5	22	19	86.4
Carlos Avilez	32	115	78	68.75
Luis Zamudio	4	115	78	69.6



FC DALLAS HISTORY

FC DALLAS



A member of Major League Soccer since its inception in 1996, FC Dallas is owned and operated by Hunt Sports Group.

The professional team plays from April to November at Toyota Stadium in Frisco, Texas. One of the first soccer-specific stadiums built in the United States, the venue plays host to Major League Soccer matches, concerts, international soccer matches and high school football. Toyota Stadium is also now the home of the National Soccer Hall of Fame, located on the south end of the stadium. The 145-acre Toyota Soccer Center includes 17 regulation-sized, tournament-grade soccer fields and is also home to the organization's nationally-renowned youth development system and USSDA National Championship Academy program, boasting 25 Homegrown signings to the professional team.

FC Dallas became a charter member of Major League Soccer on June 6, 1995. Known originally as the Dallas Burn, the team's colors (green and red) and logo (fire-breathing horse) were unveiled at a gala in New York City on October 17, 1995. That same day, MLS announced that Mexican-icon Hugo Sanchez was allocated to the team as its first player in team history. Six months later, Dallas

CHAMPIONSHIPS

Lamar Hunt U.S. Open Cup
1997, 2016

MLS Supporters' Shield
2016

MLS Western Conference
Champion
2010

MLS Western Conference
Regular Season Champion
2006, 2015, 2016



FC DALLAS CONTINUED

played its first MLS game, defeating the San Jose Clash (now Houston Dynamo) in front of 27,779 fans at the Cotton Bowl in Dallas on April 14, 1996. In its second year, Dallas claimed its first major championship, winning the 1997 U.S. Open Cup title by defeating D.C. United 5-3 on penalty kicks after a scoreless game.

The franchise was a league-owned entity from its inception until the fall of 2003, when Lamar Hunt and his family took over the operating rights. The team changed its name to FC Dallas after the conclusion of the 2004 season. As part of the club's rebranding, new uniforms and a new logo (designed by Lamar Hunt) were also unveiled.

The logo features the name FC Dallas and the number 96, signifying the year the club played its inaugural game, above a drawing of a bull, signifying the kind of Texas cattle that were driven along North Texas trails throughout the 19th century. The logo features the club's new colors red, white and blue. After playing all of the team's home games at either the Cotton Bowl in Dallas or Dragon Stadium in Southlake, Texas for the first nine-and-a-half seasons of its existence, FC Dallas moved to its new home, Toyota Stadium, the third soccer-specific stadium in MLS, on August 6, 2005.

Since 1996, FC Dallas has compiled a regular season record of 327-293-166. The club has qualified for the postseason in 18 of its 25 seasons. Under longtime SMU head coach Schellas Hyndman, the team won its first Western Conference Championship and reached its first MLS Cup Final in 2010, but fell, 2-1, to the Colorado Rapids in overtime of a match hosted by Toronto FC in Toronto, Canada. A former player, Oscar Pareja became head coach of FC Dallas in 2014 and established a new identity for the franchise based around the FC Dallas youth academy. Since establishing the club as the leader in youth development in MLS, Pareja compiled franchise-record, 60-point seasons in 2015 and 2016, claimed the franchise's first Supporters' Shield (regular season championship) in 2016 and second Lamar Hunt U.S. Open Cup title (2016).

In Nov. 2018, FC Dallas and USL League One announced that an FC Dallas-owned team would be a founding member and begin play during the league's inaugural season in 2019. The FC Dallas-operated franchise was the League One's 10th and final founding member for the 2019 season. On Dec. 6, 2018, North Texas Soccer Club, FC Dallas' USL League One club, announced its team name, logo and colors. FC Dallas President Dan Hunt along with newly-named North Texas SC General Manager Matt Denny also announced the team's first player signing, 15-year-old forward Ricardo Pepi. North Texas SC plays a majority of its home games at Globe Life Park in Arlington, the former home of the Texas Rangers. North Texas SC is led by head coach Eric Quill, a former Dallas Burn player. On Oct. 19, 2019, North Texas SC won the league's inaugural title with a 1-0 victory over Greenville Triumph SC.

COMPETITIONS

The main goal for every team throughout the MLS regular season is to put itself in position to win the MLS Cup in November. Along the way, there are several other competitions that FC Dallas will participate in. These competitions are played during the regular season, which is why on some occasions, FCD will play against another MLS team but the results won't have an impact on the regular season standings.

SUPPORTERS' SHIELD

The Supporters' Shield is given to the team that finishes the MLS regular season with the best record in the league (most points).

CONCACAF CHAMPIONS LEAGUE

U.S.-based MLS teams qualify for the annual tournament by 1) Winning MLS Cup 2) Winning the Supporters' Shield 3) Having the best regular-season record in the conference opposite the Supporters' Shield winner or 4) Winning the U.S. Open Cup. Each year, the four qualified teams from the previous season, represent the U.S. in the CONCACAF region (North America/Central America/ Caribbean).

FC DALLAS IN CONCACAF CHAMPIONS' LEAGUE

FCD first qualified for the CCL tournament in 2011 by advancing to MLS Cup in 2010. It was eliminated in the final match of the Group Stage by Toronto FC in 2011. FC Dallas grabbed its second CCL berth by finishing first in the Western Conference during the 2015 MLS regular season. FCD advanced out of the Group Stage, defeated Arabe Unido (Panama), 5-2, in the Quarterfinals but fell, 4-3, to Pachuca in the 2017 Semifinals. FC Dallas qualified for the 2018 tournament by winning the 2016 Supporters' Shield/U.S. Open Cup.

LAMAR HUNT U.S. OPEN CUP

The Lamar Hunt U.S. Open Cup is an annual competition open to all amateur and professional soccer teams affiliated with U.S. Soccer. The tournament has crowned a champion for 106 consecutive years dating back to 1914. The 2020 Lamar Hunt U.S. Open Cup tournament was cancelled due to the COVID-19 pandemic, ending the 106 years of consecutive play. Within the U.S. Open Cup framework, teams compete in one of three categories: professional outdoor Division I (MLS), Division II (USL/NASL) or Amateur Division (USL Premier Development League & U.S. Adult Soccer Association). FC Dallas won the Open Cup in 1997 as the Dallas Burn and has reached the final on two other occasions (2005 vs. LA Galaxy, 2007 vs. New England Revolution). FC Dallas hoisted the 2017 Open Cup after defeating the New England Revolution, 4-2, in front of a capacity crowd at Toyota Stadium on Sept. 13.

EL CAPITÁN—THE CANNON

The San Jose Clash relocated to Houston ahead of the 2006 season, an instant rivalry was born between the two Texas-based MLS teams. Prior to the first-ever meeting, the teams agreed to play, each season, for the right to keep a 19th century Mountain Howitzer cannon named El Capitan.

FC DALLAS IN THE BATTLE FOR EL CAPITÁN

Houston claimed the cannon in 2006 (2-1-1) and 2007 (3-0-1). FC Dallas earned its first taste of victory (on away goals tiebreaker) in the competition in 2008 (1-1-1). Houston (2-1-0) reclaimed the cannon in 2009. FC Dallas took it back in 2010 (1-0-1). Houston (1-0-1) won in 2011 and 2012 (1-0-0). FC Dallas claimed the trophy in 2013 (1-0-0), 2014 (1-0-0) and 2015 (3-0-0). Houston took the 2016 series based on goal differential and retained the cannon after the teams tied three times during the 2017 season. FC Dallas took the 2018 series (1-0-2) after defeating Houston 4-2 on September 1, 2018 following two draws earlier in the season. FC Dallas retained the cannon in 2019 on goal differential after the series ended in a 1-1 tie. FC Dallas won the 2020 series based on a 2-1-1 record. Through the 2020 season, Dallas leads the series, 8-7 and holds a 17-14-14 record against Houston across all competitions (MLS Regular Season, MLS Playoffs and Lamar Hunt U.S. Open Cup).

BRIMSTONE CUP

In 2001, a series of intense matches between FC Dallas and Chicago spurred fans of both clubs to create the Brimstone Cup - awarded annually to fans of the team that wins the season series.

FC DALLAS IN THE BRIMSTONE CUP

Chicago won first-ever Brimstone Cup in 2001 but did not hold the trophy again until the 2013 season (12 years). The 2013 season was also the first year FCD and Chicago began playing only once per season. Chicago kept the cup from 2013 to 2015. FC Dallas took it in 2016 and Chicago won it in 2017, and FC Dallas reclaimed it back in 2018.

LAMAR'S LEGACY



No other professional sports team in Dallas has the pioneering legacy of FC Dallas and its patriarch, Lamar Hunt. The story of FC Dallas is tied to Dallas' soccer history, which began in 1966 when Hunt attended a World Cup match in England and was inspired to bring professional soccer to the U.S.

Born on August 2, 1932 in El Dorado, Arkansas, Hunt is recognized as one of the greatest sports visionaries in American history and a pioneer professional soccer in the United States. Hunt helped make pro football history in 1960 by founding and organizing the American Football League. Long known for his role in the development of

football as founder of the Kansas City Chiefs, Hunt's contributions to pro soccer have also had a major impact on sports in the U.S.

Uncle Lamar formed the Dallas Tornado, one of the first professional soccer clubs in the U.S., and the NASL (North American Soccer League) in 1967. The team carried a roster of professional players transported from Europe. When their playing days were over many of these players, such as Bobby Moffat and Kenny Cooper Sr., began second careers in coaching/ conducting clinics, further spreading interest and developing talent in North Texas.

Professional soccer continued in

Dallas through the 1980's with the rise of the indoor Dallas Sidekicks. Former Tornado players Billy Phillips and Neil Cohen played significant roles in the success of the Sidekicks.

The United States was awarded the 1994 World Cup. Not only was Lamar Hunt key to the bid to bring the World Cup to the U.S., but his leadership also influenced the creation of MLS.

The Hunt family stepped to the forefront of U.S. soccer in 1996 by becoming a charter investor in Major League Soccer, which was created with a unique single-entity operating structure, in which investors own an interest in the

league in addition to individual teams. The Hunts were the original investor-operators of the charter teams from Columbus (Ohio) and Kansas City.

Hunt made his greatest contribution to soccer in this country in 1998-99, when he made pro soccer history by funding the construction of the first soccer-specific stadium in the United States as the Columbus Crew opened their revolutionary facility. The stadium broke ground on Aug. 14, 1998, and was finished in nine months and one day. Columbus Crew Stadium opened on May 15, 1999 and a sold-out, overflow crowd of 24,741 to watch the Crew defeat the New England Revolution 2-0.

The 1999 MLS season proved to be a historic one for Hunt, as he was awarded the National Soccer Hall of Fame Medal of Honor -- the second to receive the medal reserved for extraordinary individuals whose positive contributions to soccer at the national level affected the course of soccer history in the United States.

That year, he also saw the U.S. Open Cup Tournament renamed in his honor. The Lamar Hunt U.S. Open Cup, recognized as U.S. Soccer's National Championship, is an annual competition open to all amateur and professional soccer teams affiliated with U.S. Soccer. Dating back to 1914, the single-elimination tournament is the oldest annual team tournament in U.S. sports history.

Having taken over the operations of Dallas in 2003, Hunt's youngest son Dan joined the Hunt Sports Group to help make Texas soccer

history by breaking ground on Toyota Stadium on Feb. 18, 2004. The 20,295 seat soccer-specific stadium in Frisco became the first soccer stadium built through a coordination of both private and public funds. Hunt Sports Group, the City of Frisco, Collin County and the Frisco Independent School District partnered to build the facility that features 17 championship-quality soccer fields adjacent to the stadium.

In 2005, the team was relaunched as FC Dallas and opened up the brand-new Toyota Stadium on Aug. 6, 2005 with a 2-2 draw between FCD and the New York Red Bulls. Entering the 2006 season, Hunt-founded Crew Stadium and Toyota Stadium were two of the three operating stadiums in Major League Soccer built specifically for soccer. Through Hunt's visionary leadership, Toyota Stadium has become the model for soccer-specific stadiums in the United States, and 14 of the 20 current MLS franchises have soccer-specific stadiums. The 117-acre facility in Frisco has hosted millions of spectators and participants since.

As far back as 1982, Hunt was honored for his efforts to help establish pro soccer in America by being inducted into the U.S. Soccer Hall of Fame in Oneonta, N.Y. Hunt has also been inducted into both the Pro Football Hall of Fame and the International Tennis Hall of Fame, as well as the sports halls of fame of both Missouri and Texas. At the 2004 MLS Cup, Hunt was presented the Commissioner's Award by MLS Commissioner Don Garber for being one of the league's founding fathers as well as a man who has championed soccer in the

United States for nearly 40 years. In 2005, the U.S. Soccer Foundation, the major charitable arm of soccer in the United States, presented Hunt with the Foundation's Lifetime Achievement Award.

The continued success and growth of youth soccer in Dallas and the surrounding areas is directly related to Uncle Lamar's four decades of supporting soccer at all levels. His vision is carried on today through his sons, Clark and Dan, and the fans of FC Dallas.

Since his passing in 2006, players of FC Dallas have worn a patch with the initials LH to honor the legacy of Lamar Hunt.

Thank you, Uncle Lamar.



Bobby Rhine, former Dallas player and broadcaster, passed away suddenly on Sept. 5, 2011. Rhine is remembered as one of the most important figures in club history, leaving his mark through his achievements on the field (212 games played, 23 goals and 34 assists); his days coaching in the FC Dallas Youth system; and as the enduring voice of FC Dallas, serving as team broadcaster after retiring from the sport in 2008. Rhine carried the torch for our club and the sport of soccer in the same tradition as the late Lamar Hunt, and his impact will be felt forever by the people with whom he shared his love for the Beautiful Game.

FC Dallas memorialized the late Bobby Rhine in a tribute match with the New York Red Bulls on Sept. 17, 2011. All members of the current squad, as well as technical staff, wore black armbands with “BR19” emblazoned on them (a tribute carried on through the remainder of the 2011 season); the Toyota Stadium field was marked with “BR” in two locations; members of Rhine’s family led the March to the Match; fans created tribute signs that hung throughout the stadium; and a moment of silence was observed in Rhine’s memory. The “Forever Our Voice” permanent banner was also unveiled, and FC Dallas players and front office staff wore t-shirts remembering Rhine.

PERMANENT TRIBUTES

FC Dallas has already enacted several permanent tributes in memory of Bobby Rhine:

- 2011 Walk of Fame inductee Bobby Rhine Fall Invitational (youth soccer tournament)
- Bobby Rhine Memorial Scholarship (awarded annually to a player in the FC Dallas Youth system)
- “Forever Our Voice” banner hanging below broadcast booth
- Commemorative flag on the North Concourse

IN MEMORY OF BOBBY RHINE



2011 BROADCASTS

Bobby Rhine’s passing left a void in the broadcast booth difficult to fill. The following analysts, accompanied by FC Dallas color commentator and Rhine’s close friend, Steve Jolley, were kind enough to step in during the remainder of the 2011 season. Each was someone he admired and respected during his career.

- Sept. 17 vs. New York: Brad Feldman
- Sept. 24 vs. Houston: Dave Johnson
- Oct. 1 vs. Colorado: JP Dellacamera
- Oct. 12 vs. Chicago: Steve Jolley (Rhine was scheduled for color commentary with Chicago analyst Dan Kelly)
- Oct. 15 vs. Vancouver: Brian Dunseth
- Oct. 22 vs. San Jose: Glenn Davis

IN MEMORY OF FERNANDO CLAVIJO



Fernando Clavijo, former FC Dallas Technical Director, passed away on Feb. 8, 2019, at his home in Fort Lauderdale, FL after a five-year battle with multiple myeloma. Clavijo is remembered as one of the most influential people within the organization, where he during his eight years as Technical Director proved an unprecedented soccer knowledge and passion that brought the club to new heights, but most importantly a warm and loving person that brightened the day for everyone around him.

Along with his achievements within the FC Dallas organization, where the club won the Supporters’ Shield and U.S. Open Cup in 2016, Clavijo had an extensive and successful

career as both a player and coach, making a great impact on the sports progression within the United States and globally.

The Maldonado, Uruguay native played during his professional soccer career three seasons in the American Soccer League, two in the North American Soccer League and had a decade long stint in the Major Indoor League before taking his abilities to the sidelines. He was inducted into the National Soccer Hall of Fame in 2005 after earning 61 caps for the U.S. National Team and played for the nation during 1994’s World Cup.

Clavijo started off his years as a coach by being the assistant coach

for the Metro Stars in 1998, taking on the head coach job for the Colorado Rapids from 2005 to 2008, and two years as head coach for the New England Revolution from 2000 to 2002. At an international level, he was an assistant coach with the Nigerian national team in 1998 and head coach of the Haitian national team from 2003 to 2005.

Clavijo truly embodied the greatness and passion that lies within the beautiful game of soccer and carried it with him wherever he went during his career. His loving impact will forever be felt within the organization and by the people he loved.

HONORING FERNANDO
FC Dallas memorialized the legacy of Fernando Clavijo before, during, and after the 2019 MLS season home opener against New England Revolution on March 2, 2019. The ceremonial scarfing before kickoff was done by Clavijo’s family members; all participating players, referees, and technical staff wore tribute armbands throughout the game with “FC” emblazoned on them; The Toyota Stadium was marked with “FC” on the sideline by midfield; a limited edition scarf that was sold with all proceeds going to the Mount Sinai Medical Center Foundation, a foundation chosen by the family; and a celebrational minute was held right before kickoff.

PLAYING CAREER			COACHING CAREER	
YEARS	TEAM	GP	G	
1972–1979	Atenas			1991 St. Louis Storm
1979–1981	New York Apollo/United	66	5	1995–1997 Seattle SeaDogs
1981–1983	New York Arrows (indoor)	65	11	1998–1999 Florida ThunderCats
1983–1984	Golden Bay Earthquakes	40	1	1998 Nigeria (assistant)
1984–1988	San Diego Sockers (indoor)	187	49	1998 Project 40 (assistant)
1988–1989	Los Angeles Lazers (indoor)	46	10	1998 U.S. Futsal
1989–1992	St. Louis Storm (indoor)	136	41	1999 MetroStars (assistant)
NATIONAL TEAM				2000–2002 New England Revolution
1990–1994	United States	61	0	2003–2005 Haiti National Team
1992	United States futsal	8	2	2005–2008 Colorado Rapids
				2009 Miami FC
			TECHNICAL DIRECTOR	
			2012–2018 FC Dallas	





ABOUT

TOYOTA STADIUM

ABOUT TOYOTA STADIUM



Opened on August 6, 2005, Toyota Stadium is a 145-acre multipurpose sports and entertainment facility located at the intersection of Main Street and Dallas North Tollway in Frisco, Texas, and is the home stadium for FC Dallas.

The combination of a world-class stadium and a sports park make Toyota Stadium one of the best and most unique soccer facilities in the world. Included in the facility is the 20,500-capacity pro soccer stadium which features a built-in stage on the north end and 29 suites. Located on the west side of the stadium, the suites are immediately above the lower bowl seating area and provide an outstanding view of both the playing field and the concert stage. By adding field seats above a state-of-the art Terraflor covering, the stadium can accommodate over 27,000 fans for concerts.

With its 17 tournament-grade fields, permanent event stage and first-class design, Toyota Stadium has become a model for soccer-specific stadiums in North America. By the beginning of the 2019 season, less than 20 years after the inaugural match in Crew Stadium, 20 MLS teams had a soccer-specific stadium to call home – a credit to the vision of Lamar Hunt and leadership of the Hunt Sports Group.

The public-private complex is owned by the City of Frisco in partnership with Hunt Sports Group, the Frisco Independent School District, and Collin County.

Along with U.S. Soccer, Toyota Stadium unveiled plans for a \$39 million project featuring more than 100,000 square feet of renovated space, new locker rooms, premium seats, a private club and the U.S. Soccer National

Hall of Fame Museum on October 14, 2015. On November 2, the National Soccer Hall of Fame Experience opened to the public.

The 24,000 square foot museum and event center houses U.S. Soccer’s hardware: the U.S. Womens’ World Cups, U.S. Men’s Gold Cups and the Lamar Hunt U.S. Open Cup trophies, as well as Olympic medals. Toyota Stadium will be the permanent site for the annual National Soccer Hall of Fame induction ceremony. Cindy Parlow, Brad Friedel, Tiffeny Milbrett, Bob Contiguglia and MLS Commissioner Don Garber, who deferred his induction from 2016, were part of the first class to be inducted to the Hall of Fame on October 20, 2018.

Luxury seating on the South end is covered by a roof and include pregame dining inside a private club featuring views into the player hallway and out to the field. Club members are also able to watch postgame press conferences live through glass windows shared between the new press center and the private club.

New locker rooms with tunnels on each corner of the South end are home to FC Dallas, as well as teams from Frisco I.S.D., the NCAA FCS Championship teams and Friso Bowl. The locker rooms can be configured into four separate soccer dressing rooms or combined into two 100-person rooms for football.

TOYOTA STADIUM ATTENDANCE RECORDS

CATEGORY	MATCH	DATE	RESULT	ATTENDANCE
FC Dallas MLS Match	FC Dallas/LA Galaxy	7/28/12	1-0 LA	22,565
FC Dallas Playoff Match	FC Dallas/Portland	11/29/15	2-2	21,144
FC Dallas USOC Match	FC Dallas/New England	9/13/16	4-2 DAL	16,612
FC Dallas International Match	FC Dallas/Tigres (MEX)	7/19/06	2-0 DAL	17,176
International Match	Ivory Coast/El Salvador	6/4/14	2-1 IVC	18,578
International Clubs	Necaxa/Tigres	1/7/06	3-2 TIG	22,322
	Chivas/Cruz Azul	1/7/06	2-2	22,322
College Soccer	Maryland/UNC	12/14/08	1-0 MD	6,594
High School Football	Frisco/Highland Park	9/8/06	20-7 HP	5,000
College Football	ND State/Sam Houston	1/13/15	39-13	21,411
Concert	Ozzfest	10/25/08	-	30,000

RANK	DATE	MATCH	RESULT	ATTENDANCE
1	7/28/12	FC Dallas/ Los Angeles	1-0 L	22,565
2	5/18/08	FC Dallas/Los Angeles	5-1 L	22,331
3	7/4/13	FC Dallas/Chivas USA	0-0 D	22,035
4	8/15/15	FC Dallas/LA Galaxy	2-1 L	21,907
5	5/1/11	FC Dallas/Los Angeles	2-1 W	21,867
6.	7/4/12	FC Dallas/ Toronto FC	1-1 D	21,508
7	7/4/14	FC Dallas/Philadelphia	2-1 W	21,182
8	7/27/08	FC Dallas/LA Galaxy	4-0 W	21,020
9	3/11/12	FC Dallas/New York	2-1 W	20,906
10	7/2/11	FC Dallas/Columbus	2-0 W	20,704
11	10/7/06	FC Dallas/LA Galaxy	2-1 W	20,500
12	4/22/07	FC Dallas/Colorado	3-1 W	20,500
13	10/20/07	FC Dallas/Kansas City	2-0 L	20,500
14	4/13/13	FC Dallas/LA Galaxy	1-0 W	20,465
15	3/19/11	FC Dallas/Chicago	1-1 D	20,145



ABOUT

NATIONAL SOCCER

HALL OF FAME



ABOUT NATIONAL SOCCER HALL OF FAME

Part of a \$55 million renovation at Toyota Stadium, the National Soccer Hall of Fame is a public-private partnership among FC Dallas, the City of Frisco, Frisco Independent School District and U.S. Soccer Federation. The Hall of Fame at Toyota Stadium in Frisco, Texas contains two components: The National Soccer Hall of Fame Experience and the Hall of Fame Club.

The National Soccer Hall of Fame Experience is a 19,350-square foot segment of the Hall of Fame that honors the past, while fully incorporating modern technology of the present and future including virtual reality, gesture technology and interactive digital video boards throughout to celebrate the players, veterans and builders of American soccer that have elevated the sport to where it is today. It features interactive exhibits, iconic soccer memorabilia and serves as the home for Hall of Fame induction ceremonies annually.

The National Soccer Hall of Fame is located in Toyota Stadium's south end, making it the first major league sports Hall of Fame to be built within a stadium.

NEC's state-of-the-art NeoFace® facial recognition software gives the Hall of Fame and its exhibits an unprecedented level of personalization and immersion for visitors—allowing them to customize their Hall of Fame experience based on their level of fandom and preferences. Visitors can imitate U.S. goalkeeping stalwarts Tim Howard or Briana Scurry with the help of the HTC Vive Pro Virtual Reality headset and attempt to match their game-saving heroics.

Using motion sensing camera technology created exclusively for the National Soccer Hall of Fame, guests are able to participate in a virtual skills challenge where they can practice their juggling, shooting and passing skills with expert instruction from U.S. soccer legends Alexi Lalas, Shannon Boxx and Cobi Jones. Visitors can use the Hall of Fame's green-screen interactive to re-write soccer history by editing themselves into some of U.S. soccer's most famous photos.

Hall of Fame visitors can also make their own personalized scarves with the Hall of Fame's interactive kiosks and purchase their creation from the new Soccer90 store. With the Hall of Fame's projection mapping, guests can create their own unique MLS jersey and see it digitally displayed on the mannequins in the hall.

Using 98-inch 4K touchscreens, guests can explore films and stories about every member of the National Soccer Hall of Fame and legendary U.S. Women's Nation Team players, as well as some of MLS' greatest moments.



Guests with a competitive edge can test their soccer knowledge with the Hall of Fame's live-action digital trivia game.

Visitors can interactively build their own All-Star team using U.S. Men and Women's national team players from any era and compare them with other guests' lineups.

The Hall of Fame Club includes 3,200 lower level seats and 250 upper level seats that are sold as season ticket memberships for all FC Dallas home matches. In addition, the National Soccer Hall of Fame Club contains several event spaces including the Hall of Fame Club (10,750 sq. ft.), the Heineken Red Star Club (3,800 sq. ft.) and the Press Conference Room (1,100 sq. ft.) These event spaces function as F&B hubs on matchdays for National Soccer Hall of Fame Season Ticket Members and are available for rent on dark days for private events.

The National Soccer Hall of Fame's new home in Frisco comes after not having a home for seven years, with the previous home located in Oneonta, NY from 1979-2010. It was founded in 1950 by a group of former players known as the Philadelphia Old Timers Association. In 1983, it was recognized by the U.S. Soccer Federation as the official National Soccer Hall of Fame. The previous facility closed in February 2010.

With over 80,000 artifacts, the Hall of Fame boasts one of the largest soccer collections in the world—including the oldest soccer ball made in the U.S., as well as the 1991, 1999, 2015 and 2019 FIFA Women's World Cup trophies. The NSHOF also features 400 prized artifacts which help tell the rich history of soccer in America—including the 1991, 1999 and 2015 FIFA Women's World Cup trophies.

Former FC Dallas owner Lamar Hunt is one of just four recipients of the National Soccer Hall of Fame's Medal of Honor—its most prestigious award.



BUILT
FROM ★ WITHIN



9200 WORLD CUP WAY, SUITE 202, FRISCO TX 75033
FCDALLAS.COM