

## TABLE OF CONTENTS

### THE CLUB

2008 Schedule	4
2008 Team Overview	5
Club History	6
Gillette Stadium	8
Revolution and Kraft Sports Group	9
Investor/Operators: The Kraft Family	10
Team Executives	12
Team Staff	16

### 2008 REVOLUTION

2008 Alphabetical Roster	20
2008 Numerical Roster	20
2008 Team TV/Radio Guide	21
How the Revolution Was Built	22
Head Coach Steve Nicol	23
Assistant Coaches	24
Team Staff	25
Player Profiles	26

### TEAM HISTORY

Year-by-Year Results	66
2007 In Review	67
2006 In Review	74
2005 In Review	80
2004 In Review	86
2003 In Review	92
2002 In Review	98
2001 In Review	105
2000 In Review	110
1999 In Review	116
1998 In Review	121
1997 In Review	126
1996 In Review	132

### TEAM RECORDS

Award & Honors	142
Career Records	144
Annual Leaders	146
Individual Game Highs	148
Team Game Highs & Lows	149
Career Playoffs Statistics	150
Playoffs Individual Game Highs	151
Team Playoffs Game Highs & Lows	152
All-Time Player Registry	153
All-Time Coaching Registry	164
Coaching Records	164
Important Dates of Note	165
Draft History	173
Lamar Hunt U.S. Open Cup	174
CONCACAF Champions League	176

### MAJOR LEAGUE SOCCER

MLS Staff Directory	180
MLS Fact Sheet	181
2008 Composite Schedule	183
2008 Rules & Regulations	185
2008 Rules of Competition & Playoff Format	188
MLS Career Statistics	190
SuperLiga	192
2007 In Review	193
2007 Reserve Division	197

### MLS TEAMS

Chicago Fire	200
Chivas USA	202
Colorado Rapids	204
Columbus Crew	206
D.C. United	208
FC Dallas	210
Houston Dynamo	212
Kansas City Wizards	214
Los Angeles Galaxy	216
New York Red Bulls	218
Real Salt Lake	220
San Jose	222
Toronto FC	224
MLS Seattle 2009	226
2008 Conference Alignments	226

### MEDIA INFORMATION

General Information & Policies	230
Revolution Communications Contacts	231
MLS Communications Contacts	231
Directions	231
MLS Team PR Directory	232
Regional Media Directory	233
Television & Radio Information	235
revolutionssoccer.net	236
Patriot Place	237
Ticket Information	238
Notes	239



The 2008 New England Revolution media guide is designed to assist members of the media in their coverage of the team and Major League Soccer. For additional information, or to arrange interviews, please contact the Revolution Communications staff.

### 2008 NEW ENGLAND REVOLUTION MEDIA GUIDE CREDITS

**EDITOR:** Lizz Summers. **CONTRIBUTORS:** Cathal Conlon, Jason Dalrymple, Alex Eckhardt, Brad Feldman, John Parolin, Kelley Van Ness. **SPECIAL ASSISTANCE:** MLS, MLS Communications and MLS team PR Directors, New England Revolution and New England Patriots staff, U.S. Soccer Federation. **PHOTOGRAPHY:** Keith Nordstrom, Marc Masse, David Silverman, WireImage and Getty Images. **DESIGN & LAYOUT:** Lizz Summers and Jason Dalrymple. **COVER DESIGN:** Dwight Darian. **PRINTING:** Mass Printing & Forms (Medford, Mass.)





# Budweiser

**The Great  
American Lager**



Official Sponsor of Major League Soccer

**RESPONSIBILITY MATTERS™**

© 2008 Anheuser-Busch, Inc. Budweiser® Beer, St. Louis, MO  
© 2008 MLS. All Major League Soccer trademarks and  
copyrights used by permission. All rights reserved.

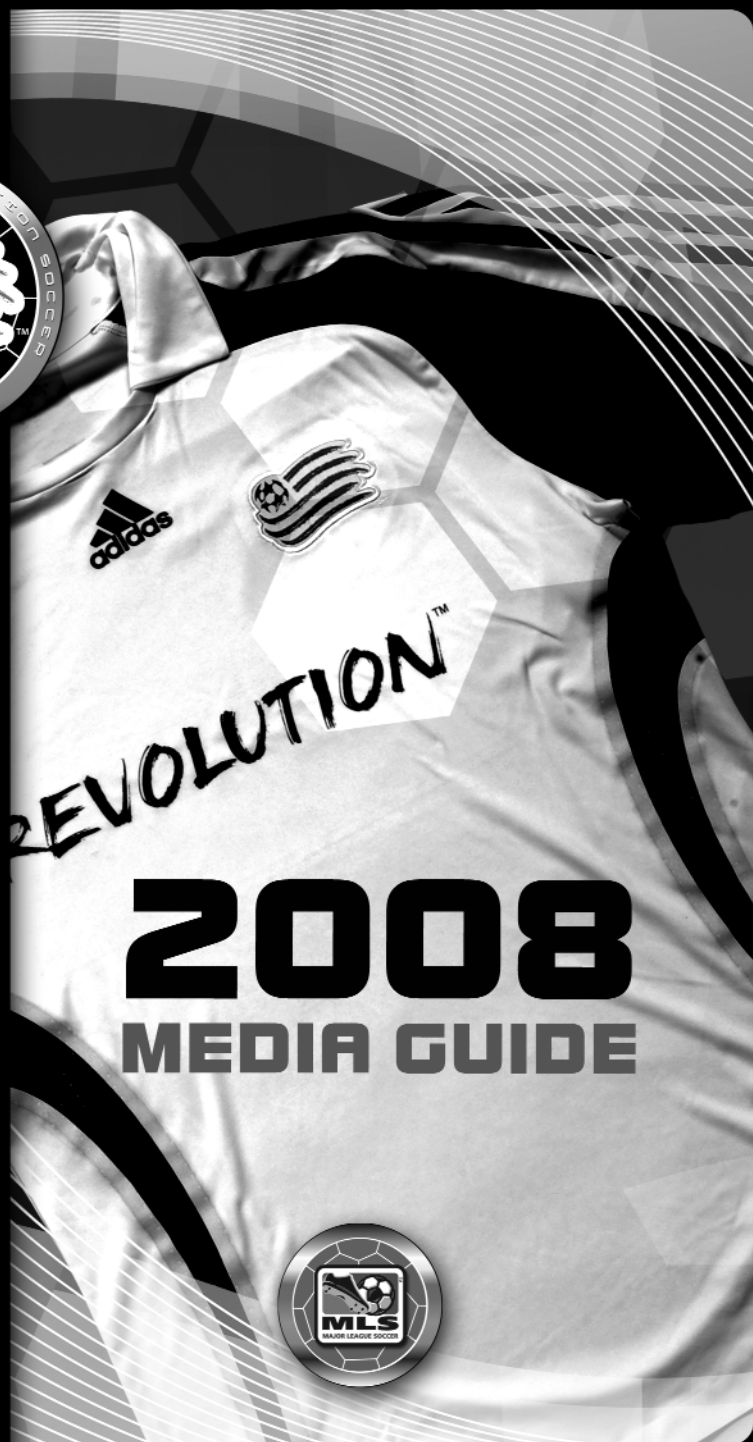


NEW ENGLAND REVOLUTION

REVUS-08



**PRIDE AND PASSION**



# 2008

## MEDIA GUIDE



## 2008 SCHEDULE

Day, Date	Opponent (Location)	Time (ET)	TV
<b>MARCH</b>			
Sat. 29	vs. HOUSTON DYNAMO (Foxborough, Mass.)	7:30 p.m.	FSC/FSE
<b>APRIL</b>			
Thurs. 3	at Chicago Fire (Bridgeview, Ill.)	8:00 p.m.	ESPN2 (8:30 p.m. kickoff)
Wed. 9	at Kansas City Wizards (Kansas City, Mo.)	8:00 p.m.	TV38
Sat. 12	vs. COLORADO RAPIDS (Foxborough, Mass.)	7:30 p.m.	TV38
Sat. 19	at New York Red Bulls (East Rutherford, N.J.)	7:30 p.m.	TV38/HDNet
Thurs. 24	at FC Dallas (Frisco, Texas)	8:30 p.m.	ESPN2
<b>MAY</b>			
Sat. 3	vs. CHICAGO FIRE (Foxborough, Mass.)	7:30 p.m.	TV38
Sun. 11	at Chivas USA (Carson, Calif.)	3:00 p.m.	TV38/Telefutura
Sat. 17	vs. SAN JOSE EARTHQUAKES (Foxborough, Mass.)	7:30 p.m.	TV38/HDNet
Sat. 24	at Columbus Crew (Columbus, Ohio)	7:30 p.m.	FSC/FSE
Thurs. 29	vs. D.C. UNITED (Foxborough, Mass.)	7:30 p.m.	ESPN2
<b>JUNE</b>			
Sun. 8	vs. FC DALLAS (Foxborough, Mass.)	3:00 p.m.	TV38/Telefutura
Thurs. 12	at Houston Dynamo (Houston, Texas)	9:00 p.m.	ESPN2
Sat. 21	at Real Salt Lake (Salt Lake City, Utah)	9:30 p.m.	TV38
Sat. 28	vs. TORONTO FC (Foxborough, Mass.)	7:30 p.m.	TV38
<b>JULY</b>			
Fri. 4	at Los Angeles Galaxy (Carson, Calif.)	10:30 p.m.	TV38
<b>AUGUST</b>			
Sat. 2	vs. NEW YORK RED BULLS (Foxborough, Mass.)	7:30 p.m.	FSC/FSE
Sat. 9	vs. CHICAGO FIRE (Foxborough, Mass.)	7:30 p.m.	TV38/HDNet
Sat. 16	at San Jose Earthquakes (Santa Clara, Calif.)	10:00 p.m.	TV38/HDNet
Wed. 20	vs. D.C. UNITED (Foxborough, Mass.)	7:30 p.m.	TV38
Sat. 23	at Toronto FC (Toronto, Ontario)	7:30 p.m.	FSC/FSE
Sat. 30	vs. LOS ANGELES GALAXY (Foxborough, Mass.)	7:30 p.m.	TV38/HDNet
<b>SEPTEMBER</b>			
Sat. 6	at Columbus Crew (Columbus, Ohio)	7:30 p.m.	TV38/HDNet
Thurs. 11	vs. CHIVAS USA (Foxborough, Mass.)	7:30 p.m.	ESPN2
Sat. 20	at Colorado Rapids (Commerce City, Colo.)	9:00 p.m.	TV38
Sat. 27	vs. COLUMBUS CREW (Foxborough, Mass.)	7:30 p.m.	TV38
<b>OCTOBER</b>			
Sat. 4	vs. REAL SALT LAKE (Foxborough, Mass.)	7:30 p.m.	TV38
Sat. 11	at Kansas City Wizards (Kansas City, Mo.)	8:00 p.m.	TV38
Thurs. 16	at D.C. United (Washington, D.C.)	7:30 p.m.	ESPN2
Sat. 25	vs. KANSAS CITY WIZARDS (Foxborough, Mass.)	7:30 p.m.	TV38

*(Subject to change. Visit [revolutionsoccer.net](http://revolutionsoccer.net) for the most up-to-date schedule and game announcements.)*



## 2008 OVERVIEW



### NEW ENGLAND REVOLUTION

Gillette Stadium  
One Patriot Place  
Foxborough, MA 02035  
(508) 384-5500

[www.revolutionsoccer.net](http://www.revolutionsoccer.net)

#### ADMINISTRATION

Investor-Operators	Robert K. Kraft & Jonathan A. Kraft
President	Sunil Gulati
Chief Operating Officer	Brian Bilello
General Manager	Craig Tornberg

#### TECHNICAL STAFF

Director of Soccer	Michael Burns
Head Coach	Steve Nicol
Assistant Coach	Paul Mariner
Goalkeepers Coach	Gwynne Williams
Equipment Manager	Brian Banfill
Head Athletic Trainer	Sean Kupiec
Rehabilitation Specialist	Wayne Penniman
Team Physicians	Bertram Zarins, M.D. Kai Mithoefer, M.D. Scott Martin, M.D.
Primary Hospital	Massachusetts General Hospital
Massage Therapist	Glenn O'Connor
Team Chiropractor	Dr. Michael Weinman

#### GILLETTE STADIUM

Press Box Phone Number	(508) 384-1960
MLS Capacity	20,000
Surface	FieldTurf Monofilament (FIFA 2-star)
Field Dimensions	106 x 75 yards
Largest Soccer Attendance	67,584 (Brazil vs. Mexico, 9/12/07)
Team Colors	Blue, Red & White

#### VISITING TEAM HOTEL

Sheraton Braintree
37 Forbes Rd.
Braintree, MA 02184
Phone: (781) 848-0600

#### PR DIRECTORY

Director of Communications	Lizz Summers
Office	(508) 549-0496
Mobile	(617) 571-2219
E-Mail	<a href="mailto:lizzs@revolutionsoccer.net">lizzs@revolutionsoccer.net</a>
Communications Coordinator	Jeff Lemieux
Office	(508) 549-0185
Mobile	(508) 958-1370
E-Mail	<a href="mailto:jlemieux@revolutionsoccer.net">jlemieux@revolutionsoccer.net</a>

Communications Fax	(508) 549-0405
Communications E-mail	<a href="mailto:media@revolutionsoccer.net">media@revolutionsoccer.net</a>

#### BROADCAST INFORMATION

Broadcast Executive	Brad Feldman
Office	(508) 384-9216
Mobile	(774) 406-7038
E-Mail	<a href="mailto:bradf@revolutionsoccer.net">bradf@revolutionsoccer.net</a>

Regional Television Partner	TV38 (WSBK)
Talent	Brad Feldman & Greg Lalas

Radio	WEEI Radio Network
	WEEI-AM 850 AM (Boston)
	WRKO-AM 680 AM (Boston)
	WEEI-FM 103.7 FM (Providence)
	WVEI-AM 1440 AM (Worcester)
	WVEI-FM 105.5 FM (Springfield)
Talent	Brad Feldman & Greg Lalas



## REVOLUTION CLUB HISTORY

1995

On October 17, 1995, the New England Revolution was born. Behind the leadership of Investor/Operator Robert K. Kraft and the Kraft family, the Revolution was established as one of Major League Soccer's 10 original clubs with Foxboro Stadium as its home venue. U.S. internationals Alexi Lalas and Mike Burns - a Massachusetts native - were allocated to New England as the Revs' founding players.

1996

### 15-17 Overall

The Revolution began its inaugural campaign under head coach Frank Stapleton, fielding star players Burns, Lalas, Alberto Naveda, Welton, and, later in the season, Joe-Max Moore. The Revs' first MLS game was a 3-2 loss at Tampa Bay Mutiny on April 13, 1996, but New England came back a week later to earn its first victory, a 1-0 win over the MetroStars. The following weekend, the Revs prevailed in their first game at Foxboro Stadium, defeating eventual MLS Cup champions D.C. United, 2-1, in a shootout. The Revs' missed out on the 1996 MLS playoffs, although Foxboro Stadium was the site of the inaugural MLS Cup.

1997

### 15-17 Overall, MLS Cup Playoffs

Thomas Rongen replaced Stapleton, who resigned at the conclusion of the 1996 season. Rongen led the Revolution to the club's first-ever berth in the MLS Cup Playoffs, where the team fell to defending MLS Cup champion D.C. United. New England also led the league in attendance, with 342,762 fans watching Revolution soccer in 1997. The team made some notable acquisitions during Rongen's first year, including goalkeeper Walter Zenga and forward Giuseppe Galderisi.

1998

### 11-21 Overall

In 1998, the team struggled throughout the club's third campaign as stalwarts Moore and Burns missed a substantial portion of the season with the U.S. National Team at the World Cup in France. The Revolution dropped nine straight games between May and early July and in August, Rongen and his staff resigned and Zenga, the Revs' goalkeeper, took over as player/coach. New England went 3-3 down the stretch. Off-season acquisition Raul Diaz Arce scored 18 goals to go along with eight assists, while Moore added seven goals and 15 assists.

1999

### 12-20 Overall

Prior to the season, the Revolution acquired former U.S. Men's National Team captain John Harkes, Giovanni Savarese and Dan Calichman to help boost the team's bid to return to the playoffs. Zenga continued as player/coach, and the team made several acquisitions in mid-season, including Mario Gori, Leonel Alvarez and Jeff Baicher, but the team was unable to come together and make a run into the postseason. For the second consecutive year the Revs made a late-season coaching change as Zenga was relieved of his playing and coaching duties and replaced by Steve Nicol for the team's final two matches. For the second time in four years, Foxboro Stadium hosted MLS Cup.

2000

### 13-13-6 Overall, MLS Cup Playoffs

Before the start of the 2000 campaign Sunil Gulati, a longtime executive with Major League Soccer and U.S. Soccer, was named Managing Director of Kraft Soccer, while Brian O'Donovan was appointed Chief Operating Officer and former U.S. National Team defender Fernando Clavijo was named Head Coach. MLS also moved to three four-team divisions and eliminated penalty-kick shootouts to decide games. The Revs finished second in the Eastern Conference and earned the club's second-ever MLS Cup Playoffs berth on the last day of the regular season, finishing with the best record in club history. Wolde Harris scored 15 goals while Imad Baba added nine goals and eight assists and Ted Chronopoulos five goals. The Revs advanced to the MLS Cup Playoffs, but lost to Chicago.

2001

### 7-14-6 Overall, U.S. Open Cup Finals

Among the Revs' newcomers for 2001 were Jamaican midfielder Andy Williams, Caté, a Brazilian playmaker, and Jay Heaps - the 1999 MLS Rookie of the Year and Massachusetts product - who was acquired in a mid-season trade. The Revolution went winless in its first six games and despite several strong stretches during the season, the team failed to qualify for the MLS Cup Playoffs. In the 2001 U.S. Open Cup, however, the Revolution advanced to the championship game against the L.A. Galaxy. On Oct. 27, in Fullerton, Calif., the Revs took an early 1-0 lead into the second half, but L.A. leveled the game and Danny Califf scored two minutes into extra time to clinch the title for the Galaxy.

2002

### 12-14-2, MLS Cup Playoffs MLS Cup 2002 (Foxborough, Mass.)

The Tampa Bay Mutiny and the Miami Fusion ceased operations in the off-season, and the Revs acquired Steve Ralston in the resulting Allocation Draft. New England also took Taylor Twellman with the second pick in the MLS SuperDraft and acquired goalkeeper Adin Brown. The Revs went 1-2-1 on their season-opening road trip, before defeating the Dallas Burn 2-0 on May 11 in the first event held at the newly-constructed, \$325 million Gillette Stadium. Twellman tallied twice in the win - two of his club single-season record 23 goals that season. Clavijo was fired on May 23, replaced on an interim basis by assistant coach Steve Nicol. The Revs went 5-0-1 down the stretch, clinching a playoff berth on the final day of the season. New England then defeated the Chicago Fire in the MLS Cup Quarterfinals, the club's first playoff series victory, before earning a series victory over Columbus in the Eastern Conference Championship to advance to MLS Cup 2002 at Gillette Stadium. A MLS Cup Playoffs record crowd of 61,316 saw the Revs lose to the Galaxy on a golden goal in the 113th minute. After earning MLS Coach of the Year, the Revs named Nicol head coach of the team on Nov. 6.

2003

### 12-9-9 Overall, MLS Cup Playoffs Eastern Conference Final

Joe-Max Moore returned after a three-year stint with Everton



in England, and the Revs also added key newcomers Pat Noonan, Shalrie Joseph and Matt Reis to the fold. The Revs struggled in the middle portion of the season, going two months without a win, and New England found itself mired in fifth place in early September. But the Revs went 6-0-1 to close the season and clinched second place in the Eastern Conference. Twellman (15 goals) was sidelined for the playoffs with a fractured left foot, and Noonan led the team to a victory over MetroStars in the Eastern Conference Semifinals. In the Eastern Conference Final, the Revs missed the chance to return to MLS Cup when Chicago's Chris Armas scored the golden goal in the 11th minute of overtime. The Revs were the highest scoring team in MLS (55 goals) in the regular season.

## 2004

### 8-13-9 Overall, MLS Cup Playoffs Eastern Conference Final

It was a roller coaster season, with the Revs earning a 1-4-2 mark through April and May before stringing together a seven-game midsummer unbeaten run. Injuries to key players saw others like Andy Dorman and Matt Reis step up, but as September began, the Revs sat in last place. However, the Revs made another late-season push going 3-2-0 down the stretch and used a 2-1 home victory over Chicago on the last night of the season to clinch a playoff berth. New England defeated the Columbus Crew in the conference semifinals - helped by Reis' two penalty kick saves in Game Two of the series. The Revs then played D.C. Eastern Conference Final at RFK Stadium, a 3-3 thriller widely considered MLS' best match ever. New England lost to the eventual champions on penalty kicks after three times coming back from one-goal deficits, capped by Noonan's 85th minute equalizer. Also in 2004, Twellman scored his 42nd goal as a member of the Revolution to become the club's all-time leading goal scorer and Clint Dempsey earned MLS Rookie of the Year honors.

## 2005

### 17-7-8 Overall, MLS Cup Playoffs MLS Cup 2005 (Frisco, Texas)

The Revolution had its best regular season in club history, setting team records for wins (17) and points (59). The Revs also set records with their six-game winning streak that was part of the club-record 11-game unbeaten streak to pen the season. In the MLS Cup Conference Semifinals the Revs again came from behind to defeat the MetroStars on aggregate to advance to the team's fourth Eastern Conference Championship in a row where the Revs downed Chicago, 1-0, at home on a fourth-minute Dempsey goal. In MLS Cup 2005, the Revs fell to LA, 1-0, in double overtime. Despite the championship game loss, the team accumulated many individual accolades, including Twellman claiming MLS MVP honors, and Dempsey, Joseph and Twellman earning spots on the league's Best XI squad, and unheralded first-year defender Michael Parkhurst winning Rookie of the Year accolades.

## 2006

### 12-8-12 Overall, MLS Cup Playoffs MLS Cup 2006 (Frisco, Texas)

Although the Revs returned the majority of their roster from the record-setting 2005 squad, a rash of injuries and international call-ups limited the Revs' early-season success. Dempsey (U.S.) and Avery John (Trinidad & Tobago) were both named to their countries' World Cup squads and missed

seven weeks of MLS action. Nicol used a different starting 11 almost every game to contend with his personnel shortages, but in what had become an annual ritual, the Revs assembled another late-season run, going 5-0-2 to close the schedule and surge into the playoffs. The Revs defeated Chicago in the Eastern Conference Semifinal series, coming back from a two-goal aggregate deficit at home in Game Two to earn the series victory in penalty kicks. Against D.C. in the Eastern Conference Championship, the Revs downed United, 1-0, for the conference crown behind Twellman's fourth-minute strike to advance to MLS Cup at Pizza Hut Park in Frisco, Texas, for the third time in club history. The Houston Dynamo, however, was crowned champion after winning on penalty kicks, 4-3, after the 1-1 stalemate following extra time, during which Twellman's 113th-minute go-ahead goal in extra time was negated by a Brian Ching tally just over a minute later.

## 2007

### 14-8-8 Overall, MLS Cup Playoffs U.S. Open Cup Champion MLS Cup 2007 (Washington, D.C.)

The Revs resumed their place at or near the top of the Eastern Conference standings, finishing second after another consistent season under Nicol, the longest-tenured coach in MLS. Midyear, the team won its first-ever cup championship, winning the Lamar Hunt U.S. Open Cup behind a 3-2 victory at FC Dallas on Oct. 3 as rookie Wells Thompson scored the game-winner in the second half. The team uncharacteristically entered the playoffs winless in their final three regular-season matches, but once again reached the MLS Cup championship match, defeating the New York Red Bulls in the Eastern Conference Semifinal Series (1-0 on aggregate) and Chicago, 1-0 in the Revs' record-setting sixth consecutive Eastern Conference Championship match. At MLS Cup 2007, New England and Houston played the first-ever rematch of the previous year's final, with the Dynamo repeating the 2006 result and taking a 2-1 victory at RFK Stadium in Washington. Twellman scored his league-leading third playoff goal in the first half, but Houston struck twice in the second to repeat as champions.

## UNIFORM HISTORY



1996



1997



1998



1999



2000



2001-03



2004



2005



2006-07



## GILLETTE STADIUM

On May 11, 2002, Gillette Stadium opened its doors as the new home of the New England Revolution and has become one of the best home fields in all of Major League Soccer. With annual world-class soccer events staged at the facility, Gillette Stadium has also become the hub of soccer in the Northeast region.

At the first event ever in the new facility, the New England Revolution earned a 2-0 victory over the Dallas Burn in front of a sellout crowd of 22,006 fans.

Entering the 2008 season, the Revs have posted a 47-25-19 record (.621 winning percentage) in the confines of Gillette Stadium during the regular season, and an 8-1-3 post-season mark, including MLS Cup 2002 before 61,316 fans, an MLS Cup Playoffs attendance record.

The team's combined 55 victories in the regular season and postseason are MLS' second-highest total at home since the start of the 2002 season. The Revs' eight home playoff wins lead the league during that same time period.

On an international level, U.S. Soccer has seen some of its greatest success on home turf at Gillette Stadium with the men's and women's national teams posting a combined 13-1-1 record at Gillette Stadium – including a 3-0 record in 2007. On May 19, 2002, the U.S. Men's National Team played its final game on U.S. soil before the 2002 World Cup, facing European powerhouse Netherlands. On April 14, 2007, the U.S. Women's kicked off their final domestic tour before the 2007 Women's World Cup with a 5-0 victory over Mexico.

Gillette Stadium has played host to group play and quarterfinal matches during each of the last three CONCACAF Gold Cups (2003, 2005 & 2007) with the U.S. men going undefeated (6-0-1) at the stadium in that span.

While the U.S. has seen great success in Foxborough – a 20-1-4 mark overall including matches at the former Foxboro Stadium – the facility has also hosted other world-class soccer events. On Sept. 12, 2007, the men's national teams of Brazil and Mexico played before a record crowd of 67,684 – the largest soccer crowd ever at the stadium and in New England. Other international powerhouses who have played at Gillette Stadium include Ireland and Bolivia.

Gillette Stadium has been the site of several memorable international club friendlies, including matches between European giants Barcelona and Juventus on Sunday, July 27, 2003, and Chelsea and A.C. Milan on July 24, 2005. Other international clubs that played at Gillette Stadium include Celtic FC and Sporting Lisbon.

A new playing surface was laid at Gillette Stadium at the conclusion of the 2006 MLS season, and FieldTurf replaced the original natural grass pitch. Boasting the newest technology, Gillette Stadium was the first soccer facility in the world to install the FieldTurf Monofilament System, a system that has also earned FIFA's 2-star rating.

Gillette Stadium's predecessor – Foxboro Stadium – helped begin the tradition of world-class soccer in the region. Foxboro Stadium hosted 10 U.S. National Team games, where the U.S. posted a 7-0-3 all-time record.

The town of Foxborough, between Foxboro Stadium and Gillette Stadium, has also played host to men's and women's World Cup Qualifiers, 1994 FIFA World Cup matches, 1999 and 2003 FIFA Women's World Cup matches, international friendly matches and Women's Gold Cup games since 1991.



*The crowd of 67,684 watched as the men's national teams of Brazil and Mexico played at Gillette Stadium on Sept. 12, 2007. The attendance figure set a New England record for soccer, and eclipsed the previous stadium mark of 61,316 (MLS Cup 2002 on Oct. 20, 2002).*



## REVOLUTION AND KRAFT SPORTS GROUP

### INVESTOR/OPERATORS

Robert K. Kraft	Investor/Operator
Jonathan A. Kraft	Investor/Operator

### REVOLUTION TECHNICAL STAFF

Sunil Gulati	President
Mike Burns	Director of Soccer
Steve Nicol	Head Coach
Paul Mariner	Assistant Coach
Gwynne Williams	Goalkeepers Coach

### REVOLUTION TEAM STAFF

Brian Banfill	Equipment Manager
Sean Kupiec	Head Athletic Trainer
Glenn O'Connor	Massage Therapist
Wayne Penniman	Rehabilitation Specialist
Dr. Michael Weinman	Chiropractor

### REVOLUTION STAFF

Brian Bilello	Chief Operating Officer
Deven Apajee	Director of Revolution Academy
Kevin Barney	Senior Account Executive
Jackie Bene	Customer Service Representative
Steven Castillo	Account Executive
Cathal Conlon	Customer Service & Inside Sales Manager
Mike Dressler	Group Sales Manager
Brad Feldman	Broadcast Executive
David Graziano	Senior Account Executive
Nick Harmelin	Senior Account Executive
Laura Izzo	Account Executive
Kathryn Lawes	Account Executive
Jeff Lemieux	Communications Coordinator
James Mullins	Director of Ticket Sales
Lizz Summers	Director of Communications
Matt Tatam	Account Executive
Craig Tornberg	General Manager

### MARKETING AND SALES

Jennifer Ferron	Vice President of Marketing Operations
Murray Kohl	Vice President of Sales
Melissa Aghajyan	Director of Premium Seating
Lindsey Burkel	Marketing Coordinator
Jeff Connors	Premium Seating Services Manager
Jon Crafts	Customer Service Manager
Dwight Darian	Director of Creative Services
Jason Dvorkin	Entertainment & Broadcast Production Manager
Jon Fador	Corporate Sales Executive
Kristen Greene	Premium Seating Coordinator
Gary Grodecki	Director of Entertainment and Broadcast Production
Mandy Hartman	Marketing Services Manager
Dave Krueger	Grassroots Coordinator
Jon Levy	Director of Sales
Joe Mariani	Director of Sales
Will McDonough	Corporate Sales Executive
Bill Nelson	Director of Sponsor Relations
Brian Oates	Director of Sales
Matt Quinn	Sponsor Relations Manager
Ben Rawitz	Marketing Coordinator
Mike Riley	Marketing Services Coordinator
Kathleen Ryder	Director of Special Events and Partnership Marketing
Chris Starck	Events Coordinator
Carlynn Tately	Sponsor Relations Coordinator
Brad Thornton	Marketing Services Manager
Gail Titus	Director of Customer and Sponsor Events
Dan Tugender	Broadcast Production Coordinator
Matt Wolf	Customer Relations Executive

### KRAFT SPORTS GROUP ADMINISTRATION

Jim Hausmann	Chief Administrative Officer
Mark Briggs	Chief Operating Officer of TeamOps
Tracy Flore	Executive Assistant to the President
Jessica Gelman	Director of New Business Dev. & Op. Initiatives
Kim Healey	Executive Assistant to the Chairman and CEO
Al Labelle	Chief of Staff to the Chairman and CEO
Kimberly Lane	Executive Assistant to Chairman and CEO
Shannon McNamara	Executive Assistant
Richard Miller	Director of Research
Dan Murphy	Vice President of Bus. Dev. & External Affairs
Ann Thompson	Exec. Asst. to the Pres. of the NE Pats Charit. Found.
Gabrielle Vigue	Executive Assistant

### GILLETTE STADIUM OPERATIONS

Jim Nolan	Vice President of Operations
Jon Bengtson	Field Superintendent
Matt Piekarski	Director of Parking
Kevin Slein	Director of Stadium Site Operations

### FINANCE

John Mitchell	Chief Financial Officer
Jim Wilson	Director of Finance

### FOOD AND BEVERAGE

David Wheeler	Executive Director of Food and Beverage
Brad Ozerdem	Executive Chef
Gretchen Meltzer	Director of Special Events Catering
Chris Snow	Director of Concessions
Cindy Thibault	Director of Stadium Events Catering

### HUMAN RESOURCES

Robin Boudreau	Vice President of Human Resources
----------------	-----------------------------------

### INFORMATION TECHNOLOGY

Pat Curley	Vice President of Information Technology
------------	--

### LEGAL

Richard Karelitz	General Counsel for The Kraft Group
Jim Cobery	Vice Pres. of Legal & Bus. Aff. for Rand-Whitney Group

### KRAFT SPORTS PRODUCTIONS

Matt Smith	Executive Producer
Dave Mondillo	Technical Manager

### MEDIA RELATIONS

Stacey James	Vice President of Media Relations
--------------	-----------------------------------

### REVOLUTIONSOCCER.NET

Jason Dalrymple	Web Content Manager
Jana-Lynne Gauthier	Web Services Manager

### RETAIL OPERATIONS

Ken Flanders	Director of Supply Chain Management
--------------	-------------------------------------

### SPECIAL EVENTS

David Pearlstein	Executive Director of Corporate Development
------------------	---

### TICKET OPERATIONS

Maryruth Hughey	Director of Ticket Operations
-----------------	-------------------------------





## ROBERT K. KRAFT INVESTOR/OPERATOR

**R**obert Kraft is the Founder, Chairman and CEO of The Kraft Group, based in Foxborough, Mass. The Kraft Group is the holding company of the Kraft family's many businesses, with interests concentrated in six areas: manufacturing of paper and packaging, international distribution of forest products, sports and entertainment, real estate development, private equity investing, and philanthropy.

In the field of sports and entertainment, Kraft is widely recognized as one of the most successful owners in professional sports. As Investor/Operator of the New England Revolution (Major League Soccer), Chairman and CEO of the New England Patriots (National Football League), owner of Gillette Stadium and Patriot Place, Kraft has created a world-class sports and entertainment environment in New England.

Under Kraft's leadership, the New England Revolution and the New England Patriots have delivered nine conference titles and three league championships in the last decade, while his privately-financed Gillette Stadium has given fans a world-class facility in which to enjoy New England's championship tradition.

Kraft's long-standing support of soccer in the United States dates back to his efforts in the early 1990s to secure Foxborough as one of the nine host venues for the 1994 FIFA World Cup. The success of the 1994 World Cup ushered in a new era in New England sports and on June 6, 1995, the Kraft family became the founding Investor/Operator of the Revolution, joining Major League Soccer for its inaugural season of 1996.

Kraft's contributions to MLS also include a two-season tenure as Investor/Operator of the San Jose Earthquakes from 1999-2000. Additionally, Foxborough has hosted the MLS Cup championship game three times, including the 2002 final between the Eastern Conference Champion Revolution and the Los Angeles Galaxy in front of the largest crowd in MLS Cup Playoffs history (61,316).

The United States' men's and women's national soccer teams have also enjoyed tremendous support from the Kraft family and soccer fans throughout New England. Since 1990, Foxborough has hosted 25 international matches involving U.S. teams at Foxboro Stadium (1990-2001) and Gillette Stadium (2002-present). The U.S. teams have enjoyed remarkable success in Foxborough, compiling a combined record of 20-1-4 in those games. In addition to hosting games in the 1994 Men's World Cup, Foxborough was a host city for the 1999 Women's World Cup, when more than 50,000 fans watched the U.S. women defeat North Korea, 3-0. Gillette Stadium has also hosted the 2003, 2005 and 2007 CONCACAF Gold Cup – the North American, Central American and Caribbean regional championship – and several international friendlies between top national teams, including the Brazil-Mexico showdown in 2007 that saw a record 67,584 fans set a new soccer attendance record at not only Gillette Stadium, but also in all of New England.

Kraft is a lifelong New England sports fan who began attending Boston Patriots games during their infancy in the 1960s. When the franchise moved to Foxborough in 1971, he purchased

season tickets for his family, an account he maintained for the next 23 years before purchasing the team in 1994.

The Kraft family has built the Patriots into one of professional sports' model organizations. Since 1994, the Patriots have won more games (162), more playoff games (17), more conference championships (5) and more Super Bowl championships (3) than any other team in the NFL.

Beyond their success on the field, the Patriots have enjoyed unparalleled support from the New England community under his guidance and Kraft has established himself as one of the most influential and respected owners in the league.

Kraft began his business career with the Rand-Whitney Group, Inc. of Worcester, Mass., a company he later acquired. In 1972, he founded International Forest Products, a trader of paper commodities that now does business in 87 countries around the world. Together, Rand-Whitney and International Forest Products comprise one of the largest privately-owned paper and packaging companies in the United States. In 1998, he founded The Kraft Group to serve as the holding company for the family's varied business interests, whose holdings include the Rand-Whitney Group, Rand-Whitney Containerboard, International Forest Products, the New England Patriots, the New England Revolution and a portfolio of more than 30 private equity investments.

A native of Brookline, Mass., Kraft attended public schools before being accepted to Columbia University on an academic scholarship. Upon graduation, he received a fellowship to attend Harvard Business School, where he earned a master's degree in business administration.

Kraft serves on the board of directors for Viacom and is on the executive committee of the Dana-Farber Cancer Institute, where he established the Robert K. Kraft Family Blood Donor Center. He is a trustee emeritus of his alma mater at Columbia University and is a trustee of Boston College. He has served on the board of directors of numerous institutions, including the Federal Reserve of Boston (New England), and the board of overseers of the Boston Symphony Orchestra. He has also received honorary degrees from a variety of universities. In 2006, Kraft was awarded the NCAA's highest honor when he received the Theodore Roosevelt Award, which is presented annually to a distinguished citizen of national reputation and outstanding accomplishments.

During the last three decades, the Kraft family has been one of New England's most philanthropic families, donating millions of dollars in support of local charities and civic affairs. In 2007, the Krafts pledged half a million dollars to the Greater Boston Food Bank to enhance the Kids Café program. The contribution will assure thousands of Boston-area children will receive nutritious meals five days a week.





## JONATHAN A. KRAFT

### INVESTOR/OPERATOR

Jonathan Kraft, an Investor/Operator of the New England Revolution, has guided the organization from its infancy to its present position as one of the most successful and respected teams in Major League Soccer.

Kraft is also the President and Chief Operating Officer of The Kraft Group, based in Foxborough, Mass. The Kraft Group is the holding company of the Kraft family's many businesses, with interests concentrated in six areas: manufacturing of paper and packaging, international distribution of forest products, sports and entertainment, real estate development, private equity investing, and philanthropy.

In their sports and entertainment division, The Kraft Group's holdings include the four-time conference champion New England Revolution and the three-time world champion New England Patriots, as well as the world-class venue that both franchise's call home, Gillette Stadium. Kraft oversees the operation of all three sports entities. As the President of the Patriots, Kraft has helped rebuild the franchise, bringing long-overdue stability to the once wayward organization since his family purchased the franchise in 1994. It has been a remarkable transformation, as the Patriots have evolved from worst to first in many categories, both on and off the field.

In 1995, Kraft was not only involved in securing a Major League Soccer club for the Boston area when the league was founded, but he was also principally responsible for bringing the MLS's championship game to New England in the league's first season of operation in 1996. It was the first of three MLS Cups to be played in New England in the league's first six years of operation.

In 1999, Kraft developed the creative private financing strategy to gain approval for the construction of Gillette Stadium. Throughout the stadium initiative, no one was more involved in each phase of the project, including the planning, construction, opening and on-going operation and development of Gillette Stadium. Kraft worked closely with stadium designers to create a world-class sports and entertainment facility that would highlight features indigenous to New England. His team not only delivered on the promise of a fan-friendly facility, but did so on time and under budget.

Kraft and the project team also drew praise for innovative environmental practices. In June of 2001, the Environmental Business Council presented The Kraft Group with the Environmental Award for Corporate Leadership. In May of 2002, the Kraft Group received New England's Environmental Merit Award from the U.S. Environmental Protection Agency for the development and construction of Gillette Stadium.

On May 11, 2002, the Krafts opened Gillette Stadium, now known as one of the world's premier sports and entertainment facilities, with a match between the New England Revolution and the

Dallas Burn. One week later, the U.S. Men's National Team made its first appearance at New England's premier stadium. On Oct. 20, 2002, MLS Cup returned to Foxborough for the third time in six years, this time with the Revolution vying for the league's top honors in front of an MLS Cup Playoffs record crowd of 61,316 fans.

The Kraft Group's holdings in manufacturing are concentrated in paper and packaging and include the Rand-Whitney Group, a manufacturer of corrugated containers, as well as Rand-Whitney Containerboard, a manufacturer of 100 percent high performance recycled linerboard. They also maintain holdings in distribution, a specialty of International Forest Products Corporation (IFP), which is a trader of paper commodities that does business in 87 countries.

Most recently, The Kraft Group has expanded to include real estate development. After the successful construction and development of Gillette Stadium, The Kraft Group is now expanding the development to include Patriot Place, a 1.3 million square foot super-regional lifestyle and entertainment center that will attract millions of visitors annually. The entertainment destination will feature over 70 retail shops, including a dozen restaurants, a 14-screen movie theater, a state-of-the-art sports medicine and health-care facility and a four-star hotel.

A Williams College graduate, Kraft also earned an MBA from Harvard Business School. He is on the board of directors for several organizations, including the U.S. Soccer Federation, Citizen's Bank of Massachusetts and Children's Hospital Trust. He is also on the board of trustees at Williams College, the Belmont Hill School and Park School.

Kraft is active in youth athletics, coaching Pop Warner football, youth soccer and little league baseball in the greater Boston area. In 2006, he was the recipient of the Warner Award, named after Glenn S. "Pop" Warner. The award is presented annually and is considered Pop Warner's highest honor.

Jonathan and his wife, Patti, have three children.



## SUNIL GULATI

PRESIDENT,  
KRAFT SOCCER

One of the most experienced U.S. soccer executives on the national and international levels, Sunil Gulati is in his fifth year as the President of Kraft Soccer after holding the position of Managing Director for three years.

The native of Allahabad, India, has played a major role in the development of soccer in the United States for nearly 30 years, and in 2006 was elected President of the U.S. Soccer Federation.

Along with serving as the Deputy Commissioner of Major League Soccer from the league's inception until 1999, Gulati has played a major role in the development of U.S. Soccer since the early 1980s. Among a number of his previous roles with U.S. Soccer, Gulati has served as the organization's Executive Vice President, Managing Director of National Teams, Chairman of the International Games Committee, Chairman of the Technical Committee and Managing Director of U.S. Soccer's Project 2010. In addition to serving on the U.S.'s World Cup bid committee in 1986-88, he was Executive Vice President and Chief International Officer for World Cup USA 1994.

He currently represents U.S. Soccer on the CONCACAF Executive Committee and as Chairman of the CONCACAF National Team Competitions Committee. He is a member of FIFA's Strategic Committee having previously served on the FIFA World Club Championship Committee and the FIFA Task Force for Clubs. Additionally, Gulati served on the Board of Directors of FIFA Women's World Cup USA 1999 and 2003 and is currently a member of the Board of Directors for the U.S. Soccer Foundation and the National Soccer Hall of Fame.

Gulati graduated Magna Cum Laude from Bucknell University and earned his M.A. and M. Phil. in Economics at Columbia University. He served on the Columbia Economics Faculty from 1986 to 1990 before joining the World Bank through its Young Professionals Program in 1991 and serving as country economist for the emerging country of Moldova. Gulati rejoined the Columbia faculty in 2002.

Gulati and his wife, Marcela, have one son, Emilio, and one daughter, Sofia. They live in New York City.



## BRIAN BILELLO

CHIEF OPERATING  
OFFICER

Brian Bilello is in his third season as the Chief Operating Officer of the New England Revolution, a position to which he was appointed in April 2006. Prior to that, he served the Revolution, Patriots and Gillette Stadium in a variety of operational and strategic roles.

Bilello oversees the overall strategic vision and long-term growth plan for the Revolution, specifically matters associated with the team's core business operations, sales, marketing, special-event planning and operations. His key focus is developing significant numbers of new fans, while providing better amenities and higher levels of service for existing fans.

Bilello represents the Revolution on the MLS Board of Governors, and is also a member of the MLS Business Development Committee, where he has helped drive MLS policies relating to the League's inclusive local television packages, jersey sponsorships, stadium commerce and retail operations.

Bilello joined the organization in 2003 as Director of Quality and Operational Control, where he worked on improving the fan experience across all aspects of Gillette Stadium. Since then, he has gone on to run both the concessions and retail operations, and has provided strategic advice to the Kraft Family on a number of issues related to their sports ventures, in particular, MLS and the Revolution. In addition to his role with the Revolution, Bilello also works on other aspects of The Kraft Group's operations, including but not limited to the New England Patriots, Gillette Stadium, the newly-constructed Patriot Place and other new business ventures.

Prior to working with the Kraft Sports Group, Bilello was a management consultant at Bain & Company in their San Francisco and Boston offices. Bilello worked with clients in the retail, consumer products and entertainment industries.

An avid soccer enthusiast, Bilello played varsity soccer at MIT, where he studied engineering and economics. Before joining the organization's staff, Bilello was a Revolution season ticket holder and enjoys his work with the club's most passionate fans.

Bilello lives in southern Massachusetts with his wife, Vanessa, and two young daughters, Samantha and Madison, and continues to play organized soccer in his free time.





**CRAIG  
TORNBERG**  
GENERAL MANAGER

Craig Tornberg is in his fifth season as the General Manager of the New England Revolution and is one of the club's longest-tenured employees, joining the organization after the launch of Major League Soccer in 1995. Tornberg has more than 30 years of sales, marketing, management and entrepreneurial experience, including extensive work at all levels of soccer in this country.

As General Manager of the Revolution, Tornberg oversees the team's day-to-day administration and operation, as well as managing international events and special soccer projects at Gillette Stadium. He has developed and maintained many of the team's current fan relationship initiatives, and as one of the most accessible front office executives in MLS, he has been a proponent of open communication between the supporters and clubs' front offices.

Tornberg has developed and maintained many of the relationships between the club and New England's ethnic communities and has been honored extensively for his commitment to the Spanish- and Portuguese-speaking communities in the region. Tornberg has been the only sports executive to be named to *El Planeta Newspaper's* list of 100 most influential people in the New England Hispanic community in each of the last three years. In 2005, Tornberg was honored at the Massachusetts State House for his efforts within the Caribbean-American community.

Tornberg has pioneered corporate sponsorship of the team's preseason team training tours, having arranged relationships to bring the team to Brazil, Bermuda, Costa Rica, Mexico, Ecuador and the Azores. Most recently, Tornberg and the Revolution established the most comprehensive travel package in MLS when the team announced a partnership with TNT Vacations, involving fan travel on the Revs' preseason tours for the first time.

With the League's launch in 1996, Tornberg's sales efforts established some of the highest ticket sales numbers in MLS history. He was the recipient of several league awards including the 2000 Commissioner's Salesperson of the Year award and Commissioner's Top Group Sales Executive for 2001.

Tornberg serves on the Board Of Directors of America SCORES New England and Project GOAL, two youth soccer and literacy after-school programs.

Tornberg and his wife, Elena, live north of Boston, and have a son, Jordi (2). He also has an older daughter, Stephanie.



**MICHAEL  
BURNS**  
DIRECTOR OF SOCCER

Michael Burns is in his fourth year as the Director of Soccer for the New England Revolution, after the former Revs defender and team captain returned to the club in his current position at the start of the 2005 season.

As Director of Soccer, Burns works with the coaching staff in the role of the team's technical director on all aspects of the soccer team, including player personnel decisions. He is also a central figure in the organization's creation and establishment of its youth development program.

A true New England soccer legend, Burns was born and raised in nearby Marlboro, and was the Massachusetts High School Player of the Year in 1987 following his senior season at Marlboro High School. After a standout career at Hartwick College (1988-91), Burns became a regular for the U.S. National Team, earning 75 caps and starting two games for the U.S. in the 1998 FIFA World Cup. He was also a member of the 1994 U.S. World Cup squad.

Burns was the first player in U.S. Soccer history to represent the United States at every level of FIFA-sanctioned tournaments: Under-16 World Cup (Canada 1987), Under-20 World Cup (Saudi Arabia 1989), Olympic Games (Barcelona 1992) and World Cup (United States 1994, France 1998).

Burns was allocated to the Revolution in 1995 at the inception of MLS and he played for - and captained - New England from 1996-2000, before finishing his playing career with the San Jose Earthquakes and the Kansas City Wizards. Burns also played for Viborg in the Super League in Denmark in 1995 before joining MLS.

In addition to his day-to-day duties with the Revolution, Burns serves on the U.S. Soccer's Athlete Counsel and its Referee Committee. Burns is also member of the 16-person MLS Technical Committee and MLS' working groups on officiating and the reserve division. Prior to his appointment to his current post with the Revolution, Burns also served on the MLS Disciplinary Committee.

Burns also holds a USSF "A" coaching license. He also is a member of the Board of Directors of the Boys and Girls Club of MetroWest that includes Marlborough, Hudson and Framingham.

Burns lives in the suburbs west of Boston with his wife, Jen, and their three children: Kayla (8), Trevor (6) and Garrett (2).





## JENNIFER FERRON

VICE PRESIDENT -  
MARKETING OPERATIONS

Jennifer Ferron is Vice President of Marketing Operations for the Kraft Sports Group, having been with the organization since 1997. In her current role as Vice President, Ferron oversees the operations and functions of the marketing department for the New England Revolution, New England Patriots and Gillette Stadium, one of the most successful marketing groups in professional sports.

Ferron is responsible for the strategic direction and execution of all team advertising and collateral, as well as the execution of all sponsor promotions, premium member services and client fulfillment. In addition, she coordinates and plans all special events and oversees brand awareness and recognition through the organization's grassroots marketing campaigns, as well as a number of other special projects.

In 10 years with the Kraft Sports Group, Ferron has managed special projects and new business initiatives including media planning for the FIFA Women's World Cup and CONCACAF Gold Cups; advance team planning for the Revs' MLS Cup 2005, 2006 and 2007 appearances and the Patriots' Super Bowl XXXVI, XXXVIII, XXXIX and XLII appearances; fan development for Patriots training camp at Gillette Stadium; and strategic marketing and publicity campaigns during the construction of Gillette Stadium and the new Patriots Place entertainment development.

Ferron originally joined the organization as the special events and promotions manager for the New England Revolution on July 7, 1997. Prior to joining the organization, Ferron worked as an account executive at Arnold Public Relations, a division of Arnold Worldwide. Her client base at Arnold included McDonald's, PUMA, Fleet Bank and Stop & Shop.

For her efforts in growing the recognition of the Kraft Sports Group's holdings, Ferron was selected as a recipient of the Boston Business Journal's "40 under 40," recognizing Boston's young business and civic leaders in 2005.

Ferron earned a bachelor of arts in communication from Boston College. She resides in the northwest suburbs of Boston with her husband Brian and the couple's newborn son, Connor.



## MURRAY KOHL

VICE PRESIDENT -  
SALES

Murray Kohl is the Vice President of Sales for the Kraft Sports Group, having been promoted to his current position during the 2007 season. In his current role, Kohl oversees all sales initiatives and sales relationships for the New England Revolution, the New England Patriots and Gillette Stadium, as well as the newly-developed Patriot Place entertainment and lifestyle project. He also manages the Patriots' and Revolution's broadcast relationships.

Kohl was promoted from Executive Director of Sales last season, and since being named to that position in 2003, Kohl has developed groundbreaking trade-building sponsorships and promotional elements that have resulted in record-breaking sales increases. Kohl created and executed a blueprint for the Patriots' playoff and Super Bowl appearances that resulted in record postseason revenues in professional sports, and he has been called upon to advise Fortune 500 marketing executives on developing effective marketing and sales promotion platforms incorporating the Kraft Family's sports properties.

Kohl has been integral to the Patriots and Revolution relationships with major sponsors and partners including Pepsi, McDonald's and Dunkin' Donuts. He manages a staff that includes directors of sales, corporate account managers and support staff, widely considered one of the best in the industry.

Prior to being promoted to Executive Director of Sales, Kohl was a Director of Sales and a Corporate Account Manager, during which time he incorporated Patriots and Revolution media sales - including all television, radio, print and Internet inventory. He created the Gillette Stadium Grand Opening strategy and managed the successful launch of the stadium in 2002.

Prior to joining the Kraft Sports Group, Kohl worked for the New Boston Garden Corporation and the Boston Bruins selling fully-integrated sports marketing packages to national advertisers and advertising agencies.

Kohl graduated from Middlebury College with a B.A. in economics, and also holds a M.S. in sports management from the University of Massachusetts at Amherst.

He and his wife, Elizabeth, have two daughters.





**BRAD  
FELDMAN**  
BROADCASTING EXECUTIVE

**B**rad Feldman is in his eighth season with the Revolution, and his second in his current position as Broadcasting Executive in which he oversees and administers all aspects of the Revolution's groundbreaking television broadcasting enterprises.

Feldman joined the Revs organization in 2001 as a TV and radio announcer and since then has been both the play-by-play voice and color analyst for the team's broadcasts. He has announced all four of the Revs' MLS Cup appearances on Sports Radio 850 WEEI. In May 2003, Feldman joined the organization full-time as the team's director of communications and later adding soccer broadcasting oversight to his duties before focusing on the team's broadcast operations at the start of the 2007 season.

In his current role, Feldman coordinates the production of all live game telecasts and is closely involved with Revs TV activities including in-game features, shoulder programming, broadcast rights negotiations and video content on [revolution.soccer.net](http://revolution.soccer.net).

Feldman's announcing resume includes four seasons as a the play-by-play commentator on ESPN International, calling matches for top European competitions including Italy's Serie A and the UEFA Champions League. He has also announced games on Fox Soccer Channel and Setanta Sports, and often serves as a guest expert on WEEI, Sirius satellite radio and Boston-area TV stations.

After earning degrees from the Johns Hopkins University (B.A.) and the Columbia University Graduate School of Journalism (M.S.), Feldman worked in TV production, broadcast news, and publishing and as a newspaper reporter. He is currently working toward his master's in business administration at Northeastern University.

Feldman lives west of Boston with his wife, Liz, and daughter, Miriam.



**JAMES  
MULLINS**  
DIRECTOR OF TICKET SALES

**J**ames Mullins is in his second season as the Revolution's Director of Ticket Sales, having joined the club's front office staff in January 2007. He is responsible for managing and directing the Revolution ticket sales staff and its initiatives, and implementing new sales programs to increase the Revs' long-term attendance.

Mullins' dynamic efforts received national attention in his first season in New England as the Revs' average attendance increased by more than 4,000 fans per game from the

2006 season, the greatest increase in the league. The team's average jumped from 11,786 in 2006 – ranking 11th of 12 teams in the league – to 16,787 in 2007, good for fourth in the 13-team league. It was the club's highest season average since the 2002, the first year in the new Gillette Stadium.

Mullins joins the Revs after six successful seasons with the Los Angeles Galaxy. While with the Galaxy, Mullins earned the 2004 MLS Commissioner's New Business Leader Award, the 2004 MLS Commissioner's Sales Revenue Award and the 2003 MLS Commissioner's Sales Revenue Award, and finished in the league's Top Ten for Group Sales in 2002.

Most recently, Mullins was the Corporate Sales Manager in Los Angeles, where he sold and executed the Galaxy's sales programs and led the sales team to unprecedented levels of profitability.

Mullins attended California State University-Long Beach, and spent five years in the United States Marine Corps, serving tours of duty in Operation Desert Shield/Desert Storm. While in the Corps, Mullins served as a rifle expert, and was awarded several medals and commendations.



**LIZZ  
SUMMERS**  
DIRECTOR OF  
COMMUNICATIONS

**L**izz Summers is in her third season with the Revolution, and her second in her current position, having joined the club at the start of the 2006 season as the team's Communications Manager.

In her current role as the Director of Communications, she directs and oversees the Revs' media relations, public relations and multimedia activities and helps direct the club's community involvement. Summers has expanded the breadth of the Revs' communication department, including launching new web and multimedia initiatives.

Summers came to the Revs after three seasons as an assistant director of media relations at The University of Texas where she handled all of the publicity needs for several of the school's top-ranked athletic programs and several internationally-recognized student-athletes. She also assisted with press operations for football and men's and women's basketball.

Before UT, Summers worked for four years at Boston College - including two years as an assistant media relations director - working the men's soccer, women's basketball, field hockey and softball teams, as well as with the men's hockey team during its 2001 NCAA Championship season.

During her seven years in collegiate athletics, Summers directed media coordination efforts for numerous NCAA, Big East and Big 12 Conference championships. She has also earned many national awards for her annual team publications and collateral.

A native of Somerset, Mass., Summers earned her degree in economics and communication from Boston College, and is also nearing completion of her master's degree in business administration from BC.





**MELISSA AGHJAYAN**  
Director of Premium  
Seating Sales



**DEVEN APAJEE**  
Director of Revolution  
Academy



**KEVIN BARNEY**  
Senior Account Executive



**JACKIE BENÉ**  
Customer Service  
Representative



**JON BENGSTON**  
Field Supervisor



**GEORGE BOYAJIAN**  
Food & Beverage Assistant



**SARAH BOYCE**  
Ticket Operations  
Manager



**MARK BRIGGS**  
Chief Operating Officer  
of TeamOps LLC



**LINDSEY BURKETT**  
Marketing Coordinator



**STEVEN CASTILLO**  
Customer Service  
Representative



**CATHAL CONLON**  
Customer Service &  
Inside Sales Manager



**JEFF CONNORS**  
Premium Seating  
Services Manager



**JON CRAFTS**  
Customer Service Manager



**JASON DALRYMPLE**  
Web Content Master



**DWIGHT DARIAN**  
Director of Creative  
Services



**MIKE DRESSLER**  
Group Sales Manager



**JASON DVORKIN**  
Entertainment & Corporate  
Broadcast Manager



**JON FADOR**  
Sales Executive



**JANA GAUTHIER**  
Web Services Manager



**DAVID GRAZIANO**  
Senior Account  
Executive



**KRISTEN GREENE**  
Premium Seating  
Coordinator



**GARY GRODECKI**  
Director of Entertainment  
& Broadcast Production



**NICK HARMELIN**  
Senior Account Executive



**MANDY HARTMAN**  
Marketing Services Manager



**MARYRUTH HUGHEY**  
Director of Ticket Operations







**LAURA IZZO**  
Account Executive



**DAVE KRUEGER**  
Grassroots  
Coordinator



**KATHRYN LAWES**  
Account Executive



**JEFF LEMIEUX**  
Communications  
Coordinator



**JON LEVY**  
Director of Sales



**ANDREW MacFADYEN**  
Stadium Events  
Operations Manager



**JOE MARIANI**  
Director of Sales



**WILL McDONOUGH**  
Corporate Sales Executive



**BILL NELSEN**  
Director of Sponsor  
Relations



**JIM NOLAN**  
Vice President of Operations



**BRIAN OATES**  
Director of Sales



**GLENN O'CONNOR**  
Massage Therapist



**MATT QUINN**  
Sponsor Relations  
Manager



**BEN RAWITZ**  
Marketing Coordinator



**MIKE RILEY**  
Marketing Services  
Coordinator



**KATHLEEN RYDER**  
Director of Special Events  
& Partnership Marketing



**KEVIN SLEIN**  
Director of Engineering  
& Facility Operations



**CHRIS STARCK**  
Events Coordinator



**CARILYN TATELY**  
Sponsor Relations  
Coordinator



**MATT TATUM**  
Account Executive



**BRAD THORNTON**  
Marketing Services  
Manager



**GAIL TITUS**  
Director of Customer &  
Sponsor Services



**DAN TUGENDER**  
Broadcast Production  
Coordinator



**DR. MICHAEL WEINMAN**  
Team Chiropractor



**MATT WOLF**  
Customer Service  
Executive

NEW ENGLAND REVOLUTION

REVS-08

# THE *Pro Shop*

AUTHENTIC • EXCLUSIVE • SELECTION

AT GILLETTE STADIUM



SHOP LIKE A PRO!



ALL NEW 2008  
REVS REPLICA  
HOME JERSEY



REVS  
GIFT CARD



REVS  
AUTHENTIC  
CAP

**YOUR REV GEAR IS HERE!  
CALL: 508-543-2561**

FOR THE WIDEST SELECTION OF  
REVOLUTION GEAR, VISIT  
**REVOLUTIONSOCCER.NET**

**NEW ENGLAND REVOLUTION**

REVUS-08



**PRIDE AND PASSION**

**2008  
REVOLUTION**



## 2008 ALPHABETICAL ROSTER

#	PLAYER	POS	HT	WT	BIRTHDATE	HOMETOWN	COLLEGE	STATUS
3	Chris Albright	DEF	6-1	180	01/14/1979	Philadelphia, Pa.	Virginia	
7	Adam Cristman	FWD	6-0	180	01/08/1985	Glen Allen, Va.	Virginia	
17	Gary Flood	DEF	5-10	155	09/07/1985	Hauppauge, N.Y.	Hofstra	DEV
8	Joe Franchino	DEF	5-9	165	08/09/1976	Alta Loma, Calif.	Washington	
6	Jay Heaps	DEF	5-9	155	08/02/1976	Longmeadow, Mass.	Duke	
19	Kyle Helton	DEF	5-8	160	05/20/1986	Alpharetta, Ga.	Duke	DEV
2	Amaechi Igwe	M/D	6-0	165	05/20/1988	Belmont, Calif.	Santa Clara	GA
21	Shalrie Joseph	MID	6-3	180	05/24/1978	Brooklyn, N.Y.	St. John's (NY)	
24	Brad Knighton	GK	6-1	180	02/06/1985	Richmond, Va.	UNC-Wilmington	DEV
13	Jeff Larentowicz	M/D	6-1	175	08/05/1983	West Chester, Pa.	Brown	
29	Abdoulie "Kenny" Mansally	F/M	5-10	160	01/29/1989	Banjul, Gambia		INTL
31	Sainey Nyassi	MID	5-8	135	01/31/1989	Bwiam, Gambia		DEV/INTL
15	Michael Parkhurst	DEF	5-11	155	01/24/1984	Cranston, R.I.	Wake Forest	
14	Steve Ralston	MID	5-9	160	06/14/1974	St. Louis, Mo.	Florida International	
1	Matt Reis	GK	6-1	196	03/28/1975	Mission Viejo, Calif.	UCLA	
18	Khano Smith	F/M	6-3	190	01/10/1981	Warwick, Bermuda	Lees-McRae	
27	Wells Thompson	MID	5-10	155	11/25/1983	Winston-Salem, N.C.	Wake Forest	
20	Taylor Twellman	FWD	5-11	170	02/29/1980	St. Louis, Mo.	Maryland	
22	Rob Valentino	DEF	6-3	190	12/25/1985	Cave Creek, Ariz.	San Francisco	GA
12	Doug Warren	GK	6-0	190	03/18/1981	Hoffman Estates, Ill.	Clemson	

## 2008 NUMERICAL ROSTER

#	PLAYER	POS	PRONUNCIATION	PLACE OF BIRTH	LAST TEAM
1	Matt Reis	GK	REESE	Atlanta, Ga.	Los Angeles (MLS)
2	Amaechi Igwe	M/D	ah-MECH-ee IG-way	San Francisco, Calif.	Santa Clara
3	Chris Albright	DEF	ALL-bight	Philadelphia, Pa.	Los Angeles (MLS)
6	Jay Heaps	DEF		Nashua, N.H.	Miami (MLS)
7	Adam Cristman	FWD		Washington, D.C.	Virginia
8	Joe Franchino	M/D	fran-CHEE-no	Fontana, Calif.	Los Angeles (MLS)
12	Doug Warren	GK		Palatine, Ill.	D.C. United (MLS)
13	Jeff Larentowicz	M/D	la-REN-toe-witz	Pasadena, Calif.	Brown
14	Steve Ralston	M/D	RAWL-stun	St. Louis, Mo.	Tampa Bay (MLS)
15	Michael Parkhurst	DEF		Providence, R.I.	Wake Forest
17	Gary Flood	DEF		Hauppauge, N.Y.	Hofstra
18	Khano Smith	FWD	KAHN-no	Paget, Bermuda	Dandy Town (BER)
19	Kyle Helton	DEF		Birmingham, Ala.	Duke
20	Taylor Twellman	FWD		Minneapolis, Minn.	1860 Munich (GER)
21	Shalrie Joseph	MID	shall-REE	Saint George, Grenada	N.Y. Freedoms (USL)
22	Rob Valentino	DEF	val-ehn-TEE-no	Hoffman Estates, Ill.	San Francisco
24	Brad Knighton	GK	NIGHT-en	Hickory, N.C.	UNC-Wilmington
27	Wells Thompson	MID		Winston-Salem, N.C.	Wake Forest
29	Abdoulie "Kenny" Mansally	F/M	man-SAL-lee	Banjul, Gambia	Real de Banjul (GAM)
31	Sainey Nyassi	MID	SIGN-nee ny-AH-see	Bwiam, Gambia	Ports Authority FC (GAM)



## 2008 REVOLUTION



#3  
CHRIS  
ALBRIGHT



#7  
ADAM  
CRISTMAN




#17  
GARY  
FLOOD



#8  
JOE  
FRANCHINO



#6  
JAY  
HEAPS




#19  
KYLE  
HELTON



#2  
AMAECHI  
IGWE



#21  
SHALRIE  
JOSEPH



#24  
BRAD  
KNIGHTON



#13  
JEFF  
LARENTOWICZ



#29  
ABDOULIE "KENNY"  
MANSALLY



#31  
SAINEY  
NYASSI



#15  
MICHAEL  
PARKHURST



#14  
STEVE  
RALSTON



#1  
MATT  
REIS



#18  
KHANO  
SMITH



#27  
WELLS  
THOMPSON



#20  
TAYLOR  
TWEELMAN



#22  
ROB  
VALENTINO



#12  
DOUG  
WARREN



HEAD COACH  
STEVE NICOL



ASSISTANT COACH  
PAUL MARINER



GOALKEEPERS COACH  
GWYNNE WILLIAMS



## HOW THE REVOLUTION WAS BUILT

2008  
REVOLUTION

YR	MLS SUPERDRAFT	MLS SUPPLEMENTAL DRAFT	MLS "SPECIAL" DRAFTS	TRADES	OFF-SEASON SIGNINGS	MID-SEASON SIGNINGS
2000			Joe Franchino (LA) (Special Draft)			
2001				Jay Heaps (MIA)		
2002	Shalrie Joseph (2nd Rd.) * Taylor Twellman (1st Rd.)		Steve Ralston (TB) (Allocation Draft)			
2003				Matt Reis (LA)	Shalrie Joseph*	
2005	Michael Parkhurst (1st Rd.) (GA)	Jeff Larentowicz (4th Rd.)		Doug Warren (DC)		Khano Smith
2007	Adam Cristman (4th Rd.) Kyle Helton (4th Rd.) Amaechi Igwe (1st Rd.) (GA) Wells Thompson (1st Rd.)	Gary Flood (2nd Rd.)			Brad Knighton	Abdoulle Mansally (I) Sainey Nyassi (I)
2008	Matthew Briner (3rd Rd.) (I) Joe Germanese (2nd Rd.) Rob Valentinio (1st Rd.) (GA) Michael Videla (2nd Rd.) Spencer Wadsworth (4th Rd.)	Kyle Altman (2nd Rd.) Kheli Dube (1st Rd.) (I) Saidi Isaacs (3rd R.) (I) Chris Tierney (2nd Rd.)		Chris Albright (LA)		

\* Shalrie Joseph was drafted by the Revolution in the 2002 MLS Super Draft, but played the 2002 season with the New York Freedoms (US-Pro League); Joseph signed with the Revs prior to the 2003 season.

(I) International player (GA) Generation adidas





**STEVE  
NICOL**  
HEAD COACH

**N**ow in his seventh season at the helm of the Revolution, Steve Nicol is the longest-tenured coach in Major League Soccer, and is regarded as one of the top tacticians and talent evaluators of soccer talent in this country. His 75 career victories entering the 2008 season have eclipsed the combined win total (73) of the previous four head coaches in Revolution club history.

Nicol was named head coach of the team on November 6, 2002, after serving as the interim head coach for the final 21 games of the 2002 regular season and the post-season.

In each of his six seasons with the Revolution, Nicol has guided the club to the MLS Eastern Conference Championship game - an MLS record - and has four times led the team to MLS Cup (2002, 2005, 2006 & 2007), including each of the last three championship matches. The Revs are one of just three MLS clubs to return to MLS Cup in back-to-back seasons.

Nicol's hiring marked yet another impressive accomplishment in the Scotland native's distinguished career. During his playing days, Nicol, 45, gained worldwide fame while playing for Liverpool FC in England's top division before moving on to play for Notts County, West Bromwich Albion, Sheffield Wednesday and Doncaster Rovers.

Nicol, who was born in the Scottish town of Troon, began his pro career at the age of 18 with Ayr United before being signed by Liverpool in 1981. The £300,000 transfer fee remains the Ayr United club record.

While with Liverpool, Nicol made 467 appearances as a defender and midfielder and scored 46 goals. He was at the heart of a Liverpool side that won four English League Titles, three F.A. Cup Titles and the 1984 European Cup. In 1989, his importance to the team was honored when Britain's soccer writers named him Footballer of the Year. Between 1984 and 1992 Nicol appeared 27 times for the Scottish National Team, and started for his country at the 1986 World Cup in Mexico.

Nicol's coaching career began in 1995 when he was named player/manager at Notts County. Four years later, he arrived in New England as a player/assistant coach with the Boston Bulldogs. In September of that year, he joined the Revs as interim coach for the final two games of the season, both of which were Revolution wins. He returned to the Bulldogs as a player/coach for the 2000 and 2001 season before re-joining the Revs as an assistant coach prior to the 2002 campaign.

Nicol was named the 2002 MLS Coach of the Year after leading the Revolution to within a goal of the MLS Cup, played before a record crowd at the new Gillette Stadium. In 2003 and 2004, he led the Revs to within an extra time goal

and a penalty kick shootout, respectively, of making the league final again. He coached the Revs to his second MLS Cup final in 2005, after winning the Eastern Conference Championship with New England for a second time. Since 2005, Nicol has guided the Revs back to MLS Cup with two more Eastern Conference Championship titles and helped the team set the MLS record for consecutive appearances in the conference championship with six (2002-present).

Nicol was also honored for his coaching excellence in August 2005, when he was chosen to lead the MLS Select XI against Real Madrid at the Santiago Bernabeu Stadium. In 2007, Nicol added to his coaching honors when he led the 2007 MLS All-Stars to a victory over Scottish giant Celtic FC in the 2007 Sierra Mist All-Star Game. Nicol's lineup, including three Revolution starters, defeated Celtic, 2-0, to extend MLS' winning streak against international competition to three straight since the adoption of the current All-Star Game format.

Nicol holds a USSF "A" coaching license. In addition to his coaching duties, Nicol is also a guest analyst for ESPN International.

Nicol resides in the western suburbs of Boston with his wife, Eleanor. The couple has two adult children, Michael and Katy.

## NICOL'S YEAR-BY-YEAR MLS COACHING CAREER

### REGULAR SEASON

Year	Team	W	L	T	Pct.
1999	Revolution	2	0	0	1.000
2002	Revolution	10	10	1	.500
2003	Revolution	12	9	9	.550
2004	Revolution	8	13	9	.417
2005	Revolution	17	7	8	.708
2006	Revolution	12	8	12	.563
2007	Revolution	14	8	8	.600
Regular-Season Totals		75	55	47	.556

### POSTSEASON RECORD

Year	Finish	W	L	T	Pct.
2002	MLS Cup Final	3	2	2	.571
2003	Eastern Conference Final	1	1	1	.500
2004	Eastern Conference Final	1	1	1	.500
2005	MLS Cup Final	2	2	0	.500
2006	MLS Cup Final	2	1	1	.625
2007	MLS Cup Final	2	1	1	.625
Playoff Totals		11	8	7	.558

**ACCOMPLISHMENTS & HONORS:** 2002 MLS Coach of the Year, 2005 MLS Select Team Head Coach against Real Madrid, 2007 MLS All-Star Team Coach





## PAUL MARINER

ASSISTANT COACH

**P**aul Mariner enters his fifth season as Steve Nicol's top assistant coach in 2007. He has helped lead the Revolution to three straight MLS Eastern Conference Championship games, as well as three consecutive MLS Cup championship game appearances.

Born in Bolton, Lancashire, England, Mariner is remembered by world soccer fans as one of the top center forwards in English football in the late 1970s and early 1980s. He earned 35 international caps playing for his country, and led the England attack in the 1982 FIFA World Cup. He is the co-holder for the England National Team record for goal scoring in consecutive games (6).

After starting his professional club career with Plymouth Argyle, Mariner scored 97 goals in eight seasons for Ipswich Town from 1976-84, before playing three seasons with Arsenal FC in London and finishing his English Leagues career with Portsmouth.

Mariner's many honors as a player include winning the 1978 FA Cup Final with Ipswich Town – a game in which he was named Man of the Match despite not being the goal scorer – in the classic 1-0 over Arsenal. He was also a key member of the 1981 UEFA Cup-winning Ipswich Town team. He scored for England against France in the 1982 World Cup, and also scored in a qualifying match against Hungary on Nov. 18, 1981, a 1-0 victory at Wembley Stadium that put England through to the 1982 World Cup.

Mariner came to the United States in 1988 to coach the Albany Capitals of the APSL, followed by a stint with the league's San Francisco Bay Blackhawks. Before joining the Revolution, Mariner was an assistant to former Revs forward and current Duke University head men's soccer coach John Kerr, Jr. Mariner has also served as Technical Director for the FC Greater Boston Bolts, one of the top youth soccer clubs in the U.S.

Mariner has worked as a color commentator on BBC North West broadcasts of the English Premier League and as a World Cup analyst on New Zealand television and ESPN International.

Mariner and his wife, Dee, live outside of Boston.



## GWYNNE WILLIAMS

GOALKEEPERS COACH

**G**wynne Williams is in his second season as the goalkeepers coach for the New England Revolution. He joined the Revolution coaching staff in February 2007 after 12 seasons on the staff of NCAA Division II soccer powerhouse Lynn University in Boca Raton, Fla.

An NSCAA National Goalkeeping Instructor, Williams is a member of the USSF National Coaching Staff and holds a USSF "A" coaching license.

In 2007, Williams was on the coaching staff that guided the MLS All-Stars to a 2-0 victory over Scottish power Celtic FC at Dick's Sporting Goods Park in Commerce City, Colo., in July. Revs goalkeeper Mat Reis, an MLS All-Star "First XI" selection and All-Star Game starter himself, went on to post 10 shutouts for the third straight season, in addition to three postseason shutouts in the Revs' first three games.

An excellent talent evaluator and instructor, Williams also worked with the Revs' reserve keepers, as Doug Warren posted a 1.00 goals against average in reserve-league action and first-year stopper Brad Knighton had a 1.40 GAA as the pair combined for four shutouts on their way to a second-place finish in the reserve division.

A native of St. Helens, England, Williams has been on the coaching advisory councils of the Canadian Soccer Association and Bermuda Football Association.

Williams earned his certificate of education from Nonington College of Physical Education in 1975, and completed his bachelor of education degree at London University in 1976.







**BRIAN  
BANFILL**  
EQUIPMENT MANAGER

**B**rian Banfill is in his third season as the equipment manager of the New England Revolution.

Banfill's responsibilities include organizing and maintaining the team's uniforms, practice gear and equipment, and overseeing the gameday equipment staff that assists in both the Revs' and visitors' locker rooms and on the field. He also works closely with the technical staff on setting up and equipping training sessions both at home and on the road.

Banfill was honored for his exemplary work when he was selected to be the equipment manager for the 2007 MLS All-Star Team that defeated Scottish giant Celtic FC in July.

Banfill joined the organization as the Revs' equipment manager on Nov. 28, 2005 after three seasons working with the team's volunteer gameday staff, the Revs Brigade. He contributed in many areas during this time, also working in the popular Soccer Celebration pregame interactive entertainment area before joining the gameday staff where he worked both the home and visitors' locker rooms.

Prior to joining the Revolution, Banfill worked for eight years in the sporting goods retail industry. He is an avid ice hockey fan and participates in adult pick-up games in his spare time.

Banfill lives in central Massachusetts with his wife, Melissa, and their son, Kyle.



**SEAN  
KUPEC**  
HEAD ATHLETIC TRAINER

**S**ean Kupec, A.T.C., P.E.S., is in his first season with the Revolution as the team's head athletic trainer. In addition to being a certified athletic trainer, Kupec is also recognized as a performance enhancement specialist by the National Academy of Sports Medicine.

Kupec's responsibilities with the Revs include overseeing and directing all aspects of the team's medical care and players' rehabilitation and sports performance, both in-season and during the off-season.

Prior to joining the Revs, Kupec spent the 2006 and 2007 NFL seasons with the New England Patriots as the team's athletic training intern, where he worked closely with the Pats' athletic training and strength and conditioning staffs to maintain the health and fitness of the record-setting 2007 AFC Champions. With the Pats, he also coordinated the daily responsibilities for the season and training camp interns, com-

pleted the team's daily injury and NFL reports, administered the team's IMPACT testing, as well as overseeing several gameday procedures with opposing teams.

Before joining Kraft Sports Group, Kupec spent two years as a graduate assistant athletic trainer at the University of North Carolina-Chapel Hill, where he worked with the school's wrestling and men's and women's track and field and cross country teams, and assisted with the football team's care. Kupec also earned his master's in exercise and sports science in 2006 while at UNC.

A native of Utica, N.Y., Kupec graduated from Springfield College in 2004 and currently lives west of Boston. He enjoys running, golfing and watching movies in his spare time.



**WAYNE  
PENNIMAN**  
REHABILITATION  
SPECIALIST

**W**ayne Penniman, P.T., A.T.C., CSCS, is in his second season with the Revolution and in his first in his current position as the team's rehabilitation specialist. In addition to being a certified athletic trainer, Penniman is also a registered physical therapist and certified strength and conditioning specialist and uses that broad-based knowledge to assist Revs players rehabilitate from injuries and surgical procedures. Penniman collaborates with the Revs' medical and athletic training staffs to develop and implement programs that allow Revolution players to return to full fitness as soon as possible. He also works with the medical staff to develop the team's off-season workout plans.

In his first season with the team in 2007, Penniman's work was honored when he was selected to be the athletic trainer for the 2007 MLS All-Star Team, which defeated Celtic FC last July in Colorado.

Penniman came to the Revs from the Bancroft School in Worcester, Mass., where he was the head athletic trainer since 2006, and the Clinton Irish Blizzard of the Eastern Football League, where he has had two stints as the head athletic trainer. Prior to his work at the Bancroft School, Penniman was the Director of Athletic Training Services at Nashoba Valley Medical Center in Ayer, Mass., a staff physical therapist at South County Physical Therapy, and a senior physical therapist at Spaulding Neighborhood Rehabilitation Center in Wellesley, Mass.

In 2007, Penniman completed the requirements for his master's degree in post-professional physical therapy at Oakland University, where he was the head trainer for the men's soccer and baseball teams during the 2002-03 academic year.

Penniman, a native of Maynard, Mass., now lives in the suburbs west of Boston with his wife, Leigh. The couple welcomed their first children - twin boys - during the offseason.





## CHRIS ALBRIGHT

#3

Position	Defender	Hometown	Philadelphia, Pa.
Height:	6-1	College	Virginia
Weight	180 lbs.	Youth Club Team	Council Rock Dynamo
D.O.B.	Jan. 14, 1979 (Philadelphia, Pa.)	Status	Senior Roster

**How Acquired:** Traded to the Revolution from Los Angeles in exchange for allocation money on Jan. 18, 2008.

*One of MLS' top right backs, Albright joins an already strong Revolution defense after earning in-season and postseason laurels for his play out of the back the last few years in Los Angeles ... a complete package with skill, speed and size in the back ... just 29 years old, Albright is in his 10th MLS season and joins his third club after entering the league in 1999 as a Nike Project-40 player out of Virginia ... after missing most of the 2007 season with a torn right hamstring, Albright will look to return to the form that saw him named to the U.S. ' squad for the 2006 FIFA World Cup in Germany ... an experienced champion, he has won MLS Cup championships with three teams (D.C. in 1999, L.A. in 2002 and 2005) and one U.S. Open Cup Championship (L.A. in 2005).*

**2007:** Started the first five games of the season before suffering a torn right hamstring in the 15th minute of the team's fifth match – a 1-1 draw against Chivas USA on May 20. Missed the remainder of the regular season after undergoing reconstructive surgery in late May to repair the injury. Rehabbed the rest of the regular-season, but progressed enough to play minutes in all five of the Galaxy's postseason friendlies.

**2006:** His second season as the Galaxy's right back saw him named the club's Defender of the Year and earn a spot in Bruce Arena's U.S. team for the 2006 FIFA World Cup in Germany. Scored two goals and added five assists – his second-high season total – while starting all 23 games he played. Was unavailable from May 10 through June 17 as a result of being in Germany for the World Cup, missing eight games before returning to the lineup on June 24 against Houston.

Started all but one game for L.A. after returning from the World Cup and was named to his third consecutive MLS All-Star Game as the MLS All-Stars defeated EPL juggernaut Chelsea FC, 1-0, in Bridgeview, Ill. Scored his first goal of the season in a 1-1 draw against Chicago on April 8, and netting his second – the go-ahead goal – in a 5-2 victory at D.C. on Aug. 26.

**2005:** Capped the season by earning MLS Best XI honors after garnering MLS All-Star recognition midseason. In his second season as a true right fullback, recorded one goal and added two assists, helping lead the Galaxy to the domestic double of the MLS Cup championship and the Lamar Hunt U.S. Open Cup. Missed nine games in the middle of the season (May 25-July 9) with a severely sprained right knee. Surpassed the 10,000 career minutes played mark on Sept. 25 in a 2-1 victory over Kansas City. Started all four of the Galaxy's postseason matches, playing all 390 minutes as the Galaxy won MLS Cup 2005 in overtime against the Revolution in Frisco, Texas.

**2004:** Moved to right back prior to the season after making the transition on the National Team under head coach Bruce Arena, and enjoyed his finest season as a professional to date. Posted a career-high six assists as he adjusted to his new position along the right touchline. Earned his first MLS All-Star appearance, starting for the West All-Stars at RFK Stadium. Recorded his first career multiple-assist game on May 8 when he collected two assists in a 3-1 road victory at Dallas. Registered assists in back-to-back games on May 19

### ALBRIGHT'S CAREER STATISTICS

Year	Team	GP	GS	MIN	G	A	SHT	SOG	FC	FS	OFF	CK	C	E
1999	D.C. United	8	4	347	0	1	6	3	7	4	3	0	1	0
2000	D.C. United	25	21	1823	3	0	48	17	45	37	14	3	2	0
2001	D.C. United	23	14	1411	1	1	41	24	30	39	13	0	5	0
2002	Los Angeles	15	9	814	0	1	24	12	14	22	3	0	2	0
2003	Los Angeles	27	23	1966	3	4	48	24	56	38	4	0	5	0
2004	Los Angeles	24	24	2111	1	6	15	6	37	33	1	0	7	1
2005	Los Angeles	22	21	1773	1	2	29	12	34	29	1	0	7	0
2006	Los Angeles	23	23	2036	2	5	18	5	43	24	0	0	5	0
2007	Los Angeles	5	5	375	0	0	9	3	7	5	0	0	1	0
TOTALS		172	144	12656	11	20	238	106	273	132	39	3	35	1

### POSTSEASON

Year	Team	GP	GS	MIN	G	A	SHT	SOG	FC	FS	OFF	CK	C	E
2002	Los Angeles	5	2	241	1	1	5	4	7	1	1	0	0	0
2003	Los Angeles	2	0	32	0	0	0	0	4	1	0	0	0	0
2004	Los Angeles	3	3	270	0	1	3	1	2	7	0	0	0	0
2005	Los Angeles	4	4	390	0	1	3	0	9	1	0	0	2	0
TOTALS		14	9	933	1	3	11	5	22	10	1	0	2	0



and May 22 at D.C. and San Jose, respectively. For the second time in his career, recorded one goal and one assist in a game, helping L.A. post a 3-2 victory over Chicago at home on June 12.

**2003:** In his last year as a forward, he played in a career-best 27 games, earning the starting nod in 23 of them. He scored three goals, tying a career-high and added four assists – his best year as a professional to date. Recorded his first-career two-goal game on June 25 at Colorado, notching both of L.A.'s goals in the 2-2 draw. Followed that performance with his first-career multiple point performance in the team's following game, registering one goal and one assist in the team's 3-0 victory against Dallas on June 28. Earned MLS Player of the Week honors for Week 13 for his performances against the Rapids and Burn. Posted single assists at the MetroStars (April 19), at Kansas City (May 24) and against New England (July 4). Appeared in both of the Galaxy's two playoff games, coming on a second-half substitute in both contests.

**2002:** Traded to the Galaxy with a second-round selection (24th overall) from D.C. in the 2002 MLS SuperDraft on Jan. 11 in exchange for L.A.'s first- and second-round selections in the 2002 MLS SuperDraft and a conditional pick in the 2003 MLS SuperDraft. Appeared in 14 games and made eight starts at forward. Recorded one assist on the season, coming on July 4 in a 2-1 victory against San Jose. Missed 12 games (most of April and May, and the beginning of August) because of injuries. Appeared in five of Los Angeles' six postseason games, starting two, while scoring one goal and adding one assist as the Galaxy won MLS Cup 2002 in Foxborough at Gillette Stadium.

**2001:** Made 23 appearances on the year, including 14 starts for United. Scored one goal – D.C.'s lone goal in a 2-1 loss at Miami on May 30. His lone assist of the season came on June 16 in a substitute appearance in a 3-0 victory at Kansas City.

**2000:** Played in 25 games, making 21 starts for United. Scored three goals, including his first career MLS strike on May 27 in a 3-2 victory over Dallas. Also notched goals in back-to-back games on June 21 (MetroStars) and June 24 (Dallas).

**1999:** Allocated to the Miami Fusion as a Nike Project-40 player, but was traded to D.C. United with John Maessner for

Brian Kamler and future considerations on July 17 before making an appearance. Made his MLS debut eight days later on July 25 at New England and went on to appear in eight games with United. Began his MLS career as a forward. Talled his first career assist on a Clint Peay goal against the Galaxy on Sept. 25. Was a member of D.C.'s MLS Cup winning squad but missed the playoffs after suffering a torn left MCL in training before United's postseason opener.

**COLLEGE:** Attended college powerhouse Virginia for two seasons (1997-98), earning NSCAA first-team All-America honors as a sophomore in 1998 when he scored 20 goals in 23 games ... helped lead Virginia to the 1997 ACC Tournament championship, earning a spot on the all-tournament team ... later that season, led the Cavaliers to the championship game of the 1997 NCAA College Cup, where the team fell to UCLA ... as a forward at Virginia, scored 31 goals and added 20 assists in 49 games before leaving after his sophomore year to pursue a professional career.

**U.S. NATIONAL TEAM:** Has earned 22 career caps with the National Team as of March 1, 2008 ... was a member of the U.S.' 23-man squad at the 2006 FIFA World Cup, but did not see any game action ... originally named an alternate to the squad, was added after Frankie Hejduk suffered a torn anterior cruciate ligament in the lead-up to the World Cup trip ... in 2005, appeared in a career-high seven games for the U.S., making six starts with one assist ... returned to the National Team pool for the first time since 2001 – almost three years – when he played 78 minutes in a friendly against Denmark on Jan. 19, 2004 ... was a member of the 2000 U.S. Olympic Team in Sydney ... started all six of the U.S.' matches at the Olympics, scoring two goals as the team finished fourth and reached the medal round for the first time ever ... made his debut with the senior national team on Sept. 8, 1999, scoring a goal in the 2-2 draw with Jamaica ... became the 38th player in U.S. history to score a goal in his international debut – and just the fourth since 1992.

**PERSONAL:** Married to Leah ... the couple has one child, Ava (2) ... likes to play golf in his spare time ... while he was in L.A., was active in charity soccer games ... his younger sister Jennifer played tennis at Loyola (Md.), and his younger brother Sean captained American University's soccer team.

2008 REVS:  
ALBRIGHT





## ADAM CRISTMAN

#7

Position	Forward	Hometown	Glen Allen, Va.
Height	6-0	College	Virginia
Weight	180 lbs.	Youth Club Team	Richmond Strikers
D.O.B.	Jan. 8, 1985 (Washington, D.C.)	Status	Senior Roster

**How Acquired:** Selected by the Revolution in the fourth round (48th overall) in the 2007 MLS SuperDraft

*A late-draft surprise, Cristman was an impact player from the start of the season ... finished second in MLS rookie goal-scoring and second among rookies in assists during his first professional campaign ... a finalist for the 2007 MLS Rookie of the Year award, was elevated to the 18-man senior roster in September ... in the mix for a roster spot on the 2007 U.S. Olympic (Under-23) Team ... led the Revs in preseason scoring, netting five goals and adding four assists in only four games with the team ... a strong target forward, Cristman is known for his ability to hold the ball and power past defenders ... excelled at the club, high school and youth international levels before moving on to Virginia.*

**2007:** Appeared in 28 games, starting 14 at forward. Was one of three finalists for the 2007 MLS Gatorade Rookie of the Year award. Scored four goals and four assists, both totals second among rookie players. Made his professional debut in the Revs' season opener at Chicago on April 7, starting up top next to Taylor Twellman. Scored his first professional goal at Los Angeles on May 12, a go-ahead goal early in the second half. Had his first-career two-goal game against Columbus on June 16. In the postseason, made substitute appearances for Pat Noonan in the team's first three games. Made his first-career postseason appearance, in Game One of the Eastern Conference Semifinal Series in New York on Oct. 27, entering as an 87th minute substitute. Made six appearances with the Revs' reserve squad, scoring a team-high three goals and adding one assist. Against the Real Salt Lake reserves on July 29, had one goal and one assist. Had two goals, including the game-winner, at the New York reserves on Sept. 22.

**COLLEGE:** A two-time NSCAA All-South Atlantic Team and All-ACC Team honoree (2005, 2006) ... in 2006, helped lead Virginia to the NCAA College Cup for the first time since 1997 ... scored 34 career goals, and added 15 career assists, as four-year starter for the Cavs ... as a sophomore, earned ACC All-Tournament honors as the Cavaliers won their ninth ACC conference tournament crown ... also an ACC All-Freshman

Team honoree in 2003 ... earned ACC Player of the Week, Soccer America National Player of the Week and College Soccer News National Player of the Week honors after registering the first UVA hat trick in 142 games in a 3-1 victory over Virginia Tech on Oct. 20, 2006.

**U.S. NATIONAL TEAM:** A member of the U.S. Under-23 (Olympic) Team and is in the player pool for the roster for the 2007 Olympic Games in Beijing ... has two international caps with the U23s, both coming during its February 2007 tour of Japan when he led the team with two goals ... was named to the team's roster for its two-game tour of China in December 2007, but suffered a hamstring injury in training camp and was unable to make the trip ... a former member of the U.S. Under-17 and Under-18 programs ... made six appearances for the U-18s in 2003, scoring one goal.

**PERSONAL:** Married his wife Ashley during the team's bye weekend over Labor Day in 2007 ... son of Clyde and Sandi Cristman ... has one sister, Catherine ... finished his degree at Virginia in sports medicine in three-and-a-half years and plans to attend medical school after his playing career ... enjoys surfing, mountain biking, listening to music and playing the guitar ... his favorite movie is "In God's Hands" ... enjoys cooking, especially Italian cuisine.

### CRISTMAN'S CAREER STATISTICS

Year	Team	GP	GS	MIN	G	A	SHT	SOG	FC	FS	OFF	CK	C	E
2007	New England	28	14	1421	4	4	40	16	41	51	10	0	1	0

### POSTSEASON

Year	Team	GP	GS	MIN	G	A	SHT	SOG	FC	FS	OFF	CK	C	E
2007	New England	3	0	22	0	0	3	1	1	0	0	0	0	0





## GARY FLOOD

#17

Position	Defender/Midfielder	Hometown	Hauppauge, N.Y.
Height	5-10	College	Hofstra
Weight	155 lbs.	Youth Club Team	HBC Heat
D.O.B.	Sept. 7, 1985 (Hauppauge, N.Y.)	Status	Developmental Roster

**How Acquired:** Selected by the Revolution in the fourth round (48th overall) in the 2007 MLS SuperDraft

*A natural central defender who reads the game well and is a good organizer at the back ... Flood has also played extensively in the central defensive midfield as a member of the Revs, a position into which the technical staff sees him developing in the long term ... was one of just three MLS Supplemental Draft selections in league history to earn a start in his team's season opener the year in which he was drafted ... a technically clean player on the ball who is also a proficient tackler.*

**2007:** Made five appearances with the first team with two starts, all in the defensive midfield. Made his MLS debut at Chicago in the season opener on April 7, playing 80 minutes as Shalrie Joseph missed the game with an injury. Was one of three rookies who started that game, to that point, the most rookies ever started in a game by head coach Steve Nicol. Became just the third Supplemental Draftee in MLS history to start his team's season opener in the same year in which he was drafted. Also started the team's June 30 match at Chivas USA. Started all 12 games and played all 1,080 minutes of the Revs' reserve team schedule. Split his time between central

defense and central midfield with the reserves. Earned an assist on Kyle Helton's stoppage-time goal against the Real Salt Lake Reserves on July 29.

**COLLEGE:** Was one of the Pride's captains for the three-time defending Colonial Athletic Association champions. Appeared in 21 games for Hofstra as a senior, scoring one goal and adding five assists. Was a two-time NSCAA all-region selection, earning All-New York honors as a junior and All-South Atlantic accolades as a senior. Voted most outstanding player of the 2005 CAA Tournament.

**PERSONAL:** Son of Gary and Josephine Flood ... has two brothers, Jonathan and Justin ... Justin plays soccer at Hofstra ... enjoys snowboarding, playing basketball and going to the beach in his spare time ... is a fan of Manchester United ... his favorite movies are "Days of Thunder" and "Cocktail."



### FLOOD'S CAREER STATISTICS

Year	Team	GP	GS	MIN	G	A	SHT	SOG	FC	FS	OFF	CK	C	E
2007	New England	5	2	197	0	0	0	0	1	0	0	0	0	0

### POSTSEASON

Year	Team	GP	GS	MIN	G	A	SHT	SOG	FC	FS	OFF	CK	C	E
2007	New England	0	0	0	0	0	0	0	0	0	0	0	0	0



## JOE FRANCHINO

#8



Position	Midfielder/Defender	Hometown	Alta Loma, Calif.
Height	5-9	College	Washington
Weight	165 lbs.	Youth Club Team	Arsenal (Alta Loma)
D.O.B.	Aug. 9, 1976 (Fontana, Calif.)	Status	Senior Roster

**How Acquired:** Selected by the Revolution with the second selection in the 2000 MLS Special Draft from Los Angeles.

*A team leader since arriving in New England during the 2000 season, Franchino is the longest-tenured member of the Revolution ... leads by example both on the field, displaying an unparalleled work ethic and consistency ... a dead-ball threat with his left foot, Franchino is also a very good crosser of the ball in open play ... can feature at left-sided midfield, left back and in the central midfield ... in 2006, Franchino set the team's appearances and minutes played records, before Jay Heaps assumed the lead in both categories ... started three of the Revs' MLS Cup appearances (2002, 2005, 2006), and has been a member of five teams that have made trips to the league's championship game (Los Angeles in 1999, New England in 2002, 2003, 2006 and 2007).*

**2007:** Was limited to three first-team appearances, all as second-half substitutes before undergoing season-ending surgery in early July to repair a torn peroneal tendon in his right ankle. Missed much of the early season with the ankle injury and a personal leave of absence. Also made three reserve-team appearances, earning an assist against Chicago (May 6).

**2006:** Appeared in 21 games after a suffering pair of injuries (hamstring strain and ankle sprain) that caused him to miss 10 games. Set all three of New England's club longevity records and briefly held the Revs' career records in appearances, starts and minutes played during the 2006 season. Started all four playoff games in the midfield. Saw time at left back, left

wing and central midfield during the season. Recorded his only assist of the season on Clint Dempsey's game-tying goal against D.C. on Sept. 13 at Gillette Stadium.

**2005:** Again wore the captain's armband for coach Steve Nicol whenever on the field. Recorded three assists, the fifth time in his career he reached that mark. Tallied assists in back-to-back games in September (Sept. 10 vs. Columbus and Sept. 17 at New York). Started all four of the Revs' postseason games as New England made its second appearance in MLS Cup.

**2004:** Once again served as Revolution club captain. Injuries limited Franchino to 20 regular-season games and kept him out of playoff action. Had arthroscopic surgeries on his left knee and partially detached gluteus medius (hip) muscle on Oct. 15. Scored his only goal of the season on May 1 against his former team, the Los Angeles Galaxy. Made his 100th appearance and 100th start as member of the Revolution on May 22, 2004 against the MetroStars.

**2003:** A steady presence on the left side of the defense, starting 25 games, while collecting a goal and four assists. The lone goal was the game-winner in overtime of the Revs' 3-2 win over Columbus on Sept. 28. A late season calf injury stopped him from setting personal single-season highs in minutes played. Tallied new personal bests in shots (25) and

### FRANCHINO'S CAREER STATISTICS

Year	Team	GP	GS	MIN	G	A	SHT	SOG	FC	FS	OFF	CK	C	E
1998	Los Angeles	16	7	736	0	4	7	4	15	13	0	0	4	0
1999	Los Angeles	25	16	1316	0	3	14	5	26	18	1	0	2	0
2000	Los Angeles	8	7	600	0	0	5	0	13	8	0	0	1	0
	New England	22	22	2004	2	2	11	5	37	26	1	0	5	0
2001	New England	23	23	2027	0	1	11	2	41	19	1	0	10	1
2002	New England	23	23	2015	1	5	16	4	45	30	0	1	9	0
2003	New England	25	25	2355	1	4	25	8	48	29	0	9	7	0
2004	New England	20	20	1693	1	0	21	7	31	22	2	1	3	1
2005	New England	24	23	2011	0	3	10	4	40	19	0	1	2	0
2006	New England	21	19	1521	0	1	18	3	28	26	5	2	9	0
2007	New England	3	0	57	0	0	0	0	0	0	0	0	0	0
	<b>Totals</b>	<b>210</b>	<b>185</b>	<b>16278</b>	<b>5</b>	<b>23</b>	<b>138</b>	<b>42</b>	<b>324</b>	<b>210</b>	<b>10</b>	<b>14</b>	<b>52</b>	<b>2</b>

### POSTSEASON

Year	Team	GP	GS	MIN	G	A	SHT	SOG	FC	FS	OFF	CK	C	E
1998	Los Angeles	4	4	320	0	0	0	0	8	6	0	0	2	0
1999	Los Angeles	3	0	31	1	0	1	1	1	0	0	0	1	0
2000	New England	3	3	270	0	0	2	0	5	5	0	0	0	0
2002	New England	7	7	673	0	1	4	0	7	7	0	0	3	0
2005	New England	4	4	365	0	0	3	0	3	3	0	0	1	0
2006	New England	4	4	316	0	1	4	1	3	2	0	0	1	0
	<b>Totals</b>	<b>25</b>	<b>22</b>	<b>1975</b>	<b>1</b>	<b>2</b>	<b>14</b>	<b>2</b>	<b>27</b>	<b>23</b>	<b>0</b>	<b>0</b>	<b>8</b>	<b>0</b>



shots on goal (8) as the Revs returned to the Eastern Conference Final.

**2002:** His man-marking abilities and physical play shored up the Revs' defense as the Revs made their first-ever appearance in MLS Cup. His leadership qualities and ability to contribute effectively to the attack earned him the captain's armband. Scored one goal and added a career-high five assists while starting all 23 games in which he played. Started all seven postseason games, playing all 673 minutes of the play-offs. Recorded an assist on Taylor Twellman's game-winning goal against Chicago in Game One of the Eastern Conference Semifinals. His presence in the backline helped the Revs to earn a playoff GAA of 0.67.

**2001:** Started all 23 games in which he played. Saw time both on the back line and in the midfield. Recorded one assist on the season - on Andy Williams' goal on Sept. 7 against the MetroStars in what was eventually the final game of the regular season.

**2000:** Selected by the Revolution in the MLS Special Draft and became a starter on the left flank of the team's defense. Appeared in eight games for Los Angeles before moving to New England. Moved from the defensive position to the attacking midfield once with the Revs, where he sparked the attack during the club's late season run to the playoffs. Scored the first two goals of his MLS career in the final game of the regular season, a 4-3 victory against the MetroStars at Foxboro Stadium on Sept. 9. His second strike was the game-winning goal and the victory secured the Revs a berth in 2002 MLS Cup Playoffs.

**1999:** Played 25 games and logged 1,316 minutes, recording three assists. Helped the Galaxy earn a spot in MLS Cup, but did not play as L.A. fell to D.C. United 2-0 at Foxboro Stadium.


**1998:** Drafted by the Los Angeles Galaxy in the third round (30th overall) of the 1998 MLS College Draft out of Washington. Played 16 games - starting seven - as a left and central defender. Recorded four assists in his rookie campaign.

**COLLEGE:** Attended the University of Washington as a junior and senior (1996-97) after transferring from Cal State Fullerton after his sophomore season ... earned third-team All-America honors from the NSCAA as a sophomore in 1995 after recording five goals and five assists in the midfield for the Titans ... was selected to Soccer America's national All-Freshman Team in 1994.

**U.S. NATIONAL TEAM:** Earned his first cap with U.S. National Team in a 2-0 win over Mexico in October 2000 ... was part of the U.S. Under-21 National Team that competed in France in April 1994.

**PERSONAL:** Has one daughter, Kaitryn (4) ... plays golf in spare time ... devotes free time to community work and soccer clinics ... enjoys Mexican food and vacationing in California.





## JAY HEAPS

#6

Position	Defender	Hometown	Longmeadow, Mass.
Height	5-9	College	Duke
Weight	155 lbs.	Youth Club Team	Boston Eagles
D.O.B.	Aug. 2, 1976 (Nashua, N.H.)	Status	Senior Roster

**How Acquired:** Traded to the Revolution, with a 2003 second-round draft choice, in exchange for Brian Dunseth and a 2003 first-round draft choice on June 20, 2001.

*Heaps has established himself as one of the league's most reliable outside backs ... possesses the speed and aggressiveness to get forward down the flank and join the attack ... an effective and determined tackler and is exceptionally strong in the air ... will play as a right back in a three-man defense and as the right fullback or centrally in a four-man back line ... is a threat on the end of set pieces because of his tremendous leaping abilities ... began his pro career as a midfielder ... an all-out player, Heaps wears his heart on his sleeve ... a native son of New England who remains a fan favorite in Foxborough ... is the active leader in all three Revolution longevity career categories entering 2008: appearances, starts and minutes ... enters 2008 ranked 10th in MLS career minutes played (22,493) ... one of three Revs players who have started and played in each of New England's four MLS Cup appearances (2002, 2005, 2006 & 2007) ... signed a contract extension at the end of the 2007 season.*

**2007:** Started at right back in all 28 games in which he played. Left the game at Kansas City on Aug. 19 in the 45th minute with a calf injury, his first time missed because of injury in his Revolution career. He later missed games against the Red Bulls on Aug. 25 and Dallas on Sept. 15 with the same injury. Scored his first goal since June 25, 2005 when he netted the go-ahead goal at D.C. on Sept. 9 early in the second half. Started and played all 90 minutes in each of the Revs' four postseason games, including his fourth MLS Cup appearance

on Nov. 18 against Houston. At the end of the season, moved into MLS' top 10 for career minutes played (22,493).

**2006:** A standout member of the Revs' record-setting defense that allowed just 35 goals and had a 1.09 goals against average. For the second season, played every minute of all 31 games in which he played, matching career highs in both appearances and minutes. Recorded four assists on the season, including three game-winning helpers, to rank first among Revs defenders. Assisted on Taylor Twellman's game-winning goal - and record-setting 75th career goal - at D.C. on Oct. 7. Started all four of the Revs' MLS Cup Playoff matches, playing all 420 minutes of the 2006 postseason. Established new Revs club records for appearances (160) and minutes played (14,274) during the 2006 season, and shared the New England team record for career starts (155) with Joe Franchino.

**2005:** Had arguably his best season as a pro. With the Revs' switch from a 4-4-2 to a 3-5-2 system, slotted in to the right back role, effectively limiting the league's best attackers week-in and week-out. Established career highs for regular season games played and games started (31) and minutes played (2,790). Scored one goal - a game-tying tally against the MetroStars on June 25 in the 72nd minute - and added five assists.

### HEAPS' CAREER STATISTICS

Year	Team	GP	GS	MIN	G	A	SHT	SOG	FC	FS	OFF	CK	C	E
1999	Miami	29	28	2511	3	1	34	18	54	34	2	1	7	1
2000	Miami	29	29	2627	5	6	36	15	58	46	10	1	6	2
2001	Miami	13	4	606	0	1	13	4	12	7	7	0	0	0
	New England	15	13	1311	0	3	18	5	34	31	2	0	5	0
2002	New England	27	26	2389	2	6	23	13	46	34	1	0	7	0
2003	New England	28	28	2579	3	1	25	9	50	28	1	4	5	1
2004	New England	28	26	2415	1	2	11	6	23	30	2	0	4	0
2005	New England	31	31	2790	1	5	17	10	37	36	2	0	7	0
2006	New England	31	31	2790	0	4	11	2	33	34	1	0	7	0
2007	New England	28	28	2475	1	0	16	8	31	37	1	0	5	0
	<b>Totals</b>	<b>259</b>	<b>244</b>	<b>22943</b>	<b>16</b>	<b>29</b>	<b>204</b>	<b>90</b>	<b>278</b>	<b>317</b>	<b>29</b>	<b>6</b>	<b>54</b>	<b>4</b>

### POSTSEASON

Year	Team	GP	GS	MIN	G	A	SHT	SOG	FC	FS	OFF	CK	C	E
1999	Miami	2	2	180	0	0	0	0	9	7	1	0	0	0
2002	New England	6	6	522	1	0	6	3	11	8	0	0	2	1
2003	New England	3	3	281	0	1	1	0	10	5	0	0	2	0
2004	New England	3	3	300	0	0	0	0	11	5	0	0	1	0
2005	New England	4	4	390	0	0	2	1	6	11	1	0	1	0
2006	New England	4	4	420	0	1	4	1	5	9	0	0	1	0
2007	New England	4	4	360	0	0	1	1	4	5	0	0	0	0
	<b>Totals</b>	<b>26</b>	<b>26</b>	<b>2453</b>	<b>1</b>	<b>2</b>	<b>14</b>	<b>6</b>	<b>56</b>	<b>50</b>	<b>2</b>	<b>0</b>	<b>7</b>	<b>1</b>





**2004:** Heaps continued to hold down his place as the starting right back in Steve Nicol's team for most of the 2004 campaign and through the playoffs. Logged 2,415 regular season minutes in 28 appearances. Scored the Revs' first goal of the season at The Home Depot Center in the 2004 opener against the L.A. Galaxy.

**2003:** Totaled a team-best 2,579 minutes while appearing in 28 of the Revs' 30 games. The team's top scoring defender, netting three goals and adding one assist. Was shown the first regular-season red card of his Revolution career. Tied a team-high by tallying two blocks.

**2002:** In his first full season with the club, finished third on the team in scoring with 10 points while playing in 27 of the Revs' 28 games, primarily at right back. Scored two goals and added six assists. An integral part of a defense that posted two clean sheets in the 2002 MLS Cup Playoffs quarterfinal series against Chicago, allowing only one goal in the run of play. In the Eastern Conference Final series, scored the only goal of the game in the Revs' 1-0 Game Two victory against Columbus.

**2001:** Returned to Massachusetts, where he grew up, in a trade from Miami on June 20 for defender Brian Dunseth. Played a total of 28 games in the season, 13 with Miami before seeing time in 15 with New England after the trade. Had four assists on the season, including three for the Revs. Made his Revolution debut on June 20 against Colorado, playing the second half as a substitute. Made his first New England start - as a defender - on July 4 at Dallas.

**2000:** Played 29 games, scoring a career-best five goals and recording six assists and tied for fourth on the Fusion with 16 points. Named an MLS East All-Star, playing the final 45 minutes and scoring one goal and adding one assist in the East's 9-4, come-from-behind victory. Played every minute of the Fusion's action in the Lamar Hunt U.S. Open Cup. Set the then Miami record for blocked shots in a season with five.

**1999:** Drafted with the second overall pick in the 1999 MLS College Draft by the Miami Fusion. Voted MLS Rookie of the

Year, leading all rookies in minutes played (2,511) and ranking second in goals (3), points (7) and games played (29). Netted three goals and recorded one assist. Scored a goal in his MLS debut against the MetroStars on March 20. Played all 180 minutes for Miami in the Eastern Conference Semifinals against D.C.

**COLLEGE:** As a senior at Duke, won the 1998 Missouri Athletic Club Award as the top collegiate player, and was the NSCAA Scholar-Athlete of the year that same season. Was a three-time Hermann Trophy (national player of the year) finalist, and was a four-time first-team All-ACC pick, four-time ACC All-Tournament performer and a four-time NSCAA All-South Region selection. Left the Duke program ranked third in career goals (45), fourth in career assists (37) and tied for second in career points (127). Was the Soccer America National Freshman of the Year and ACC Freshman of the Year in 1995. Earned a basketball scholarship at Duke University as a walk-on point guard, and played three-and-a-half seasons with the Blue Devils basketball team before leaving midway through his senior season to pursue his soccer career. Named one of Duke's "Top 10 Devils of the Decade" by the Duke Chronicle.

**U.S. NATIONAL TEAM:** Has been called into U.S. National Team camp several times, but has yet to earn a cap ... most recently called into U.S. National Team squad for the World Cup qualifier against Panama on Oct. 12, 2005 ... selected to the gameday roster for the USMNT match against Jamaica on Sept. 9, 1999 ... a former member of the Under-17 and Under-20 National Teams.

**PERSONAL:** Heaps and his wife, Danielle, have two children: John F. "Jack" Heaps IV (3), and Olivia (1) ... hobbies include golf, travel and movies ... his favorite non-soccer sports team is the Duke Blue Devils men's basketball team and his favorite athlete is Grant Hill ... his favorite vacation spots are the Cayman Islands and St. Thomas ... favorite musical group is The Killers and his favorite TV shows are Survivor and The Amazing Race.





## KYLE HELTON

#19

Position	Defender/Midfielder	Hometown	Alpharetta, Ga.
Height	5-8	College	Duke
Weight	160 lbs.	Youth Club Team	Atlanta Fire
D.O.B.	May 20, 1986 (Birmingham, Ala.)	Status	Developmental Roster

**How Acquired:** Selected by the Revolution in the fourth round (51st overall) in the 2007 MLS SuperDraft.

*Helton proved himself to be a good, solid tough-tackling defender while at Duke ... Signed with the Revs on May 19, 2007 after finishing his degree at Duke and graduating with his public policy degree.*

**2007:** Did not see any first-team action but made eight reserve division appearances – all starts. Played both at right back and in the defensive midfield in the squad's 4-4-2 and 3-5-2 alignments. Earned an assist on fellow Duke alum Chris Loftus' first reserve division goal on May 27 against the Kansas City reserves. Scored a stoppage-time goal against the Real Salt Lake Reserves on July 29. Made his professional debut on July 10 in the third round of the U.S. Open Cup against the Rochester Rhinos, entering the game in the 84th minute in the defensive midfield.


**COLLEGE:** A second-team All-ACC selection as a senior defender. Helped back the Blue Devils' defense that posted an 0.82 goals against average in 2006. Helton recorded four assists as a senior, pushing his career total to 14. He also

scored two goals in 63 career appearances for Duke. Helped the Blue Devils reach a national ranking of number one late in the 2006 season. A member of the Duke team that won the 2005 ACC Tournament.

**U.S. NATIONAL TEAM:** A former member of the U.S. Under-17 National Team. Played more than 60 matches with the youth national teams in 2002 and 2003.

**PERSONAL:** Son of Mervin and Anita Helton ... has one older brother, Kevin, and one older sister, Charmagne ... plays the piano in his spare time ... finished high school in three years ... began playing soccer at age four.





## AMAECHI IGWE

## #2

Position	Defender/Midfielder	Hometown	Belmont, Calif.
Height	6-0	College	Santa Clara
Weight	165 lbs.	Youth Club Team	none
D.O.B.	May 20, 1988 (San Francisco, Calif.)	Status	Generation adidas (2007)

**How Acquired:** Selected by the Revolution in the first round (12th overall) of the 2007 MLS SuperDraft

*A player who has excelled at the youth international level and was a member of the 2007 U.S. FIFA Under-20 World Cup squad ... Igwe brings the ability to play anywhere on the left side of the field or anywhere across the back ... possesses great speed ... a solid defender who can also get forward, Igwe comes from a family with a strong soccer background ... his father, Tony, had a successful career as a Nigeria international and both of his siblings played soccer at Santa Clara ... Igwe is a member of the 2007 Generation adidas class having signed a contract with MLS after his freshman season at Santa Clara.*

**2007:** Did not make a first-team appearance, but made 11 appearances – all starts – for the Revs' reserves. Scored one reserve-team goal, the eventual game-winner against the Columbus reserves on June 17. Spent large parts of the season playing with the U.S. Under-20 Team in preparations leading up to the 2007 FIFA Under-20 World Cup and then in Canada at the tournament where he made two appearances. Selected to play with MLS' Generation adidas team in its post-season tour of Spain.

**COLLEGE:** Played one season at Santa Clara, garnering All-West Coast Conference honorable mention and All-Freshman Team honors, helping the Broncos advance to the NCAA Tournament quarterfinals. Scored five goals and added three assists playing as a forward.

**U.S. NATIONAL TEAM:** A member of the U.S. Under-20 team that advanced to the quarterfinals of the 2007 Under-20 World Cup in Canada last summer ... has 20 caps and has scored one goal with the U20s ... made two substitute appearances at the U20 World Cup ... had five appearances for the U20s in 2006, scoring one goal ... joined U.S. Soccer's Residency Program at the IMG Soccer Academy (Bradenton, Fla.) in Sept. 2004 ... made 15 appearances - 11 starts - at left back for the U-17s in 2005, scoring five goals and adding two assists ... scored his first international goal against Canada on April 24, 2005.

**PERSONAL:** Son of Tony and Lisa Igwe ... his brother, Kelech, also played soccer at Santa Clara, while his sister, Chioma, transferred to Santa Clara from Cal in 2006 to play soccer ... is the second member of his family to play for U.S. Soccer as Chioma also has U19 National Team experience ... his father Tony was born in Jos Plateau, Nigeria, and represented his country in the Olympic Games in Mexico City in 1968, and captained the Nigeria National Team during World Cup qualifying tournaments in 1969 and 1973 ... Tony also played collegiate soccer at the University of San Francisco, where he was a member of three national championship teams.





## SHALRIE JOSEPH

## #21

Position	Midfielder	Hometown	Brooklyn, N.Y.
Height	6-3	College	St. Johns (N.Y.)
Weight	180 lbs.	Youth Club Team	none
D.O.B.	May 24, 1978 (Saint George, Grenada)	Status	Senior Roster

**How Acquired:** Selected by the Revolution in the second round (14th overall) in the 2002 MLS SuperDraft; Signed on Dec. 3, 2002.

*Joseph is the whole package as a player, controlling the game from his defensive midfield position ... is a perennial MLS MVP candidate and was the 2007 Caribbean Footballer of the Year ... as tenacious a ball-winner and tackler as there is in MLS who is a two-time "Best XI" performer ... Joseph's superior passing touch and good decision making means that he is the trigger-point for the Revs' build-up play ... rarely loses an aerial duel ... a talismanic presence, vocal leader and respected communicator on the field and in the locker room ... one of the team's first-choice penalty-kick takers ... is 6-for-7 from the spot in penalty-kick attempts in his MLS career and now holds a share of the New England club career record in PKs made ... has started in the midfield in each of the Revs' last three appearances in MLS Cup (2005, 2006 & 2007) ... voted to the MLS All-Star Game as a First XI (top vote-getter) selection each of the past two seasons, and is a four-time selection to the All-Star team ... signed a long-term contract extension at the end of the 2007 regular-season after drawing interest from overseas.*

**2007:** An MLS Best XI selection at season's end. Was an MLS All-Star "First XI" honoree and started against Celtic FC at Dick's Sporting Goods Park in July. Started all 27 games in which he played during the regular season, missing two games with injuries and one with a red-card suspension. Scored four goals on the season: three penalty kicks (April 14 vs. TFC, May 26 vs. KC and July 22 vs. HOU) and the game-winner at Houston on May 19. Also added five assists to match his single-season high, four of them game-winning assists. Recorded his first assist in more than a year on May 12 at Los Angeles – on Taylor Twellman's game-winning goal in the 85th minute. Was shown a red card at D.C. on May 3

and sat out the game against Chicago on May 6. Sent Khano Smith in down the left for the game-winning goal in the 1-0 victory against Colorado on Sept. 29. Played a one-two with Steve Ralston against Columbus (Oct. 13), setting up Ralston's then game-tying goal in the 83rd minute. Started and played all 90 minutes in all four of the Revs' postseason games. Recorded two assists in postseason action, setting up the play that led to Taylor Twellman's game- and series-winning goal in Game Two of the Eastern Conference Semifinal Series against New York, and then setting up Twellman's go-ahead goal in the first half of MLS Cup 2007.

**2006:** An MLS All-Star "First XI" selection, but was unable to play in the league's all-star match against EPL champion Chelsea FC because of the Revs' rescheduled game at Chivas USA. Voted Revolution Best Defender by the New England soccer media. Scored three goals and added one assist while controlling the Revs' midfield. Notched two goals on May 6 in the Revs' 4-0 victory over Los Angeles at Gillette Stadium. Missed the final five games of the regular season after undergoing surgery to repair torn ligaments and nerves in his right hand, but returned to start the three postseason games for which he was available. Played all 120 minutes of MLS Cup 2006, converting his shot in the game-deciding penalty kicks.

**2005:** Elected to the league Best XI and All-Star teams and voted Revolution team Most Valuable Player by the New England soccer media. Considered by most observers to have been the MLS Select team's best player in the Trofeo Santiago Bernabeu match at Real Madrid on August 23. Added six goals to his usual tough-tackling, accurate-passing

### JOSEPH'S CAREER STATISTICS

Year	Team	GP	GS	MIN	G	A	SHT	SOG	FC	FS	OFF	CK	C	E
2003	New England	28	27	2466	2	2	46	17	62	54	1	0	5	0
2004	New England	23	23	2032	0	3	17	4	43	27	0	1	4	1
2005	New England	31	31	2788	6	5	32	18	65	51	0	0	8	0
2006	New England	26	26	2331	3	1	27	7	43	54	1	0	6	0
2007	New England	27	27	2366	4	5	42	14	55	52	5	1	4	1
TOTALS		135	134	11983	15	16	164	60	268	238	7	2	27	2

### POSTSEASON

Year	Team	GP	GS	MIN	G	A	SHT	SOG	FC	FS	OFF	CK	C	E
2003	New England	3	3	281	0	0	4	2	10	10	0	0	1	0
2004	New England	3	3	300	0	0	1	1	7	7	0	0	2	0
2005	New England	4	4	390	0	1	5	2	12	6	1	0	2	0
2006	New England	3	3	300	0	0	0	0	7	5	0	0	1	0
2007	New England	4	4	360	0	2	2	0	9	8	0	0	1	0
TOTALS		17	17	1631	0	3	12	5	45	36	1	0	7	0



brand of play. Recorded his first-career two-goal game against the MetroStars at Giants Stadium on Sept. 17, also adding an assist in that game.

**2004:** In his sophomore season in MLS, Joseph staked a claim to being the premier contention midfielder in the league. Started and played in 23 regular season matches and all three Revs playoffs games, registering three regular-season assists. Missed two games in June to play in World Cup qualifying with Grenada. Also missed action because of a broken nose (two games) and a hip flexor/quadriceps injury (three games). Accumulated just four regular season yellow cards despite playing an aggressive style, a testament to his good timing and tackling technique. Was a 2004 Sierra Mist MLS All-Star.

**2003:** Joseph became a force in central midfield during his rookie year with the Revolution, appearing in 28 games and finishing second on the club in minutes played with 2,466. Made his MLS debut on April 19 against Columbus at Gillette Stadium when he came on for Daniel Hernandez at halftime. One week later he made his first start in Dallas and was a fixture in Steve Nicol's starting lineup from that point on, missing just one game. Finished the season with two goals and two assists for six points and his strong partnership with José Cancela in central midfield helped spur the Revs to a 6-0-1 record over the final two months of the regular season. Played briefly in goal against Chicago on July 19. Recorded his first-career MLS point (an assist) on May 17 in a 3-0 victory over Chicago at home, then scored his first career MLS goal on Sept. 28 against Columbus in a 3-2, overtime victory at home.

**BEFORE MLS:** Joseph was originally drafted by the Revolution in the second round (14th overall) in the 2002 MLS SuperDraft. Pursued playing opportunities with teams in Italy and Germany before returning to the United States, where he


played for the New York Freedoms of the D3 Pro-League during the 2002 season. He scoring seven goals and added one assist with the Freedoms.

**COLLEGE:** Began college career at Bryant & Stratton College in Syracuse, N.Y. for two years before transferring to St. John's University ... earned NSCAA All-America honors at St. John's as a senior in 2001 ... led the Red Storm to the NCAA College Cup semifinals in 2001 where they lost to Pat Noonan's Indiana squad ... a two-time NSCAA all-region ... and two-time All-BIG EAST selection ... played defense, midfield and forward during his time at St. John's ... his two-year goal total of 21 goals ranked 10th all-time at St. John's ... scored 14 goals and added two assists as a junior playing forward, but retreated to defense as a senior, still managing to post seven goals and four assists in his final season.

**GRENADA NATIONAL TEAM:** The native of Saint George, Grenada has appeared more than 10 times for the Grenada National Team. Played in the Copa Caribe, the pre-qualifying tournament for the 2002 CONCACAF Gold Cup, as well as World Cup Qualifiers. Played in CONCACAF region FIFA World Cup qualifying matches for Grenada in 2004. Named Grenada's Footballer of the Year in 2003.

**PERSONAL:** Trained in Italy and Germany during the 2002 season ... majored in sports management at St. John's ... nicknamed "Charlie," "Chaz" or anything else that sounds like Shalrie ... a citizen of Grenada, but his family moved to Crown Heights, Brooklyn when he was a teenager and Joseph considers himself a New Yorker, as well as a Grenadian ... favorite soccer team other than the Revs is Arsenal ... favorite soccer memory is going to the NCAA Final Four with St. John's ... listens to rap and reggae music ... favorite film is Scarface and favorite TV show is The Wire.





## BRAD KNIGHTON

#24

Position	Goalkeeper	Hometown	Richmond, Va.
Height	6-1	College	UNC-Wilmington
Weight	180 lbs.	Youth Club Team	Richmond Strikers
D.O.B.	Feb. 6, 1985 (Hickory, N.C.)	Status	Developmental Roster

**How Acquired:** Signed by the Revolution as an undrafted free agent on March 7, 2007.

*An athletic goalkeeper who caught the eyes of the Revolution coaching staff at the team's annual tryout in early February ... went undrafted at the MLS SuperDraft and MLS Supplemental Drafts ... was coached by former Revs goalkeeper Aidan Heaney (1996-97) at UNC-Wilmington ... after impressing on the team's trip to Bermuda, was offered a developmental contract ... made three preseason appearances, starting two games ... earned the win in the 3-1 victory over CD Olimpia, playing 90 minutes after Matt Reis came down with the flu.*

**2007:** Did not make a first-team appearance, but made six appearances for the reserves squad, including four starts. Posted a 1.40 goals against average in 450 minutes of action with the reserves. Was 2-3-0 on the season with one shutout: on July 22 vs. Houston reserves. Made six saves against the Houston reserves and seven saves against the Real Salt Lake reserves (July 29). Combined with Doug Warren for the shutout against the New York Red Bulls reserves on Sept. 22.

**COLLEGE:** A two-time NSCAA All-Southeast Region and All-Colonial Athletic Association selection ... set the school record for single-season goals against average (0.83) in his final season while posting six shutouts ... finished his collegiate career ranked first in UNC-Wilmington history in shutouts (24) and GAA (1.07), and fourth in career saves (295) ... started all but four of UNCW's games in his career ...

**PERSONAL:** Son of Wayne and Bonnie Knighton ... has one brother ... majored in exercise science at UNC-Wilmington ... his collegiate head coach, Aidan Heaney, was an original member of the Revolution (1996-97) ... attended the same high school - Mills Godwin - as Revs teammate Adam Cristman ... his favorite movies are Days of Thunder and Remember the Titans ... his favorite goalkeeper is Oliver Khan ... trained with Middlesboro (EPL) during college.





## JEFF LARENTOWICZ

## #13

<b>Position</b>	Midfielder	<b>Hometown</b>	West Chester, Pa.
<b>Height</b>	6-1	<b>College</b>	Brown
<b>Weight</b>	175 lbs.	<b>Youth Club Team</b>	FC Delco
<b>D.O.B.</b>	Aug. 5, 1983 (Pasadena, Calif.)	<b>Status</b>	Senior Roster

**How Acquired:** Selected by the Revolution in the fourth round (45th overall) in the 2005 MLS Supplemental Draft.

*Larentowicz was arguably MLS' most-improved player from 2006 to 2007, establishing himself as one of the league's top up-and-coming talents in the midfield ... after a 2006 season that saw him earn a regular starting position paired with Shalrie Joseph, Larentowicz developed into a more well-rounded force in 2007, joining into the attack more and establishing new single-season bests for goals and assists ... does not shy away from physical play ... a good communicator, a tough tackler and a strong presence in the aerial game ... named one of Boston's "Most Wanted Singles" by Boston magazine.*

**2007:** Started 28 games in the defensive midfield, missing two with a right eye injury. Scored three goals and added four assists. Had a career day against Chicago on May 6, scoring a goal off a corner and later assisting on Steve Ralston's game-winning goal in the second half for his first-career multiple point game. After recording an assist on Pat Noonan's goal, left at halftime of the Revs' game against Toronto on June 23 after suffering a right eye injury – marking the first minutes he wasn't on the field in the season. Missed both Chivas USA games on June 30 (away) and July 7 (home) with the eye injury, but returned to play 90 minutes at New York on July 14. Garnered international media attention, especially in Great Britain, for the protective eyewear he used while his eye continued to recover. Scored the game-winning goal at RSL on July 29 on a powerful free kick from 24 yards, after assisting on Pat Noonan's goal to open the scoring. Netted the game-tying goal – a low diving header – in first-half stoppage time against Carolina RailHawks in the U.S. Open Cup semifinal on Sept. 4. Scored New England's only goal at Chicago on Oct. 6. Started all four of the Revs' postseason games.

**2006:** Established himself as a presence in the midfield after earning a spot in the lineup due to injuries and international call-ups. Made his first appearance of 2006 on May 6 against Los Angeles and appeared in each of the next 15 games and 26 of the next 28 games, starting 19 total matches. Also

appeared in all four postseason games, starting two in the midfield. Recorded his first-career MLS goal on Aug. 27, netting the game-winning goal against Columbus at Gillette Stadium. Assisted on Andy Dorman's game-tying goal in the Revs' improbable 3-3 draw at Chicago on June 11, helping to cap the Revs' two-goal comeback during stoppage time. Against USL-1 side Rochester Raging Rhinos in the fourth round of the U.S. Open Cup, scored the game-winning penalty kick after a 0-0 game through two extra-time sessions, sending the Revs through to the quarterfinals against the Chicago Fire.

**2005:** Made his MLS debut on May 14 at D.C., entering the match in the 89th minute ... Played in and started 11 Reserve Division matches for the Revs while captaining the squad; his 890 minutes were second on the Revs' reserve squad.

**COLLEGE:** In 66 collegiate appearances, the central defender scored seven goals and six assists ... helped Brown capture two Ivy League Championships ... a two-time second-team NSCAA All-America selection and a four-time All-Ivy performer at Brown.

**PERSONAL:** Son of Ron and Margie Larentowicz ... has one older sister, Laura ... trained with Malmö FF of Allsvenskan, the premier league in Sweden, during the summer between his junior and senior years at Brown, and with Ipswich Town of England's second division in the off-season after the 2005 MLS season ... majored in Public Policy and American Institutions at Brown ... a graduate of Chestnut Hill Academy in Philadelphia, where he lettered in soccer, basketball, and golf ... lists David Bowie, Explosions in the Sky, Radiohead, The Smiths, New Order, The Decemberists and Wu-Tang Clan among his current favorite musical artists ... won back-to-back national championship with FC Delco Arsenal in 2002 and 2003 and returned to the club to help coach during the past Revs off-season ... other hobbies include golf and Wikipedia.

### LARENTOWICZ'S CAREER STATISTICS

Year	Team	GP	GS	MIN	G	A	SHT	SOG	FC	FS	OFF	CK	C	E
2005	New England	1	0	1	0	0	0	0	0	0	0	0	0	0
2006	New England	26	19	1974	1	1	20	5	47	29	1	0	4	0
2007	New England	28	28	2455	3	4	28	9	61	30	0	0	5	0
<b>TOTALS</b>		<b>55</b>	<b>47</b>	<b>4430</b>	<b>4</b>	<b>5</b>	<b>48</b>	<b>14</b>	<b>108</b>	<b>59</b>	<b>1</b>	<b>0</b>	<b>9</b>	<b>0</b>

### POSTSEASON

Year	Team	GP	GS	MIN	G	A	SHT	SOG	FC	FS	OFF	CK	C	E
2006	New England	4	2	177	0	0	1	1	4	5	0	0	1	0
2007	New England	4	4	360	0	0	4	2	10	4	0	0	1	0
<b>Totals</b>		<b>8</b>	<b>6</b>	<b>537</b>	<b>0</b>	<b>0</b>	<b>5</b>	<b>3</b>	<b>14</b>	<b>9</b>	<b>0</b>	<b>0</b>	<b>2</b>	<b>0</b>

2008 REVIEWS:  
LARENTOWICZ





## ABDOULIE MANSALLY #29

Position	Forward/Midfielder	Hometown:	Banjul, Gambia
Height	5-10	Youth Club Team	Real de Banjul (GAM)
Weight	160 lbs.	Status	Senior Roster/International
D.O.B.	January 29, 1989 (Banjul, Gambia)	Citizenship	Gambia

**How Acquired:** Signed by the Revolution as a youth international on Sept. 6, 2007.

*A late-season signee, Mansally is a prospect who has performed well at the youth international level ... a natural forward, but can also play in an attacking role in the midfield if needed ... has good speed and is fearless on the attack ... helped lead Gambia's Under-20 Team to the knockout rounds of the 2007 FIFA Under-20 World Cup.*

**2007:** The late-season signee made his MLS debut on Oct. 6 at Chicago, entering in the 76th minute and playing up top in place of Pat Noonan. Made only one appearance with the first team, but had four appearances with the reserve squad – all starts. Scored two goals for the reserves, including one at New York on Sept. 22. Scored the game-tying goal on a free kick in the 86th minute against the Columbus reserves on Oct. 14.

**GAMBIA NATIONAL TEAM:** Appeared in all four of Gambia's games at the 2007 FIFA Under-20 World Cup in Canada,

starting three in the midfield ... scored the game-winning goal against Portugal that sent Gambia through to the knockout rounds ... also played a key role in Gambia's advancement to the semifinals of the African Youth Championships in 2007.

**PERSONAL:** Prefers to be called by his middle name, "Kenny" ... is one of Ousman Mansally and Kaddy Saijo's seven children ... has three brothers (Omar, Babucarr and Saikou) and three sisters (Yama, Nyanya and Mai) ... his favorite soccer team is Barcelona, and his favorite player is Rivaldo ... listens to reggae music ... favorite movie is 300 ... is an avid video gamer, especially Playstation games ... also plays basketball in his spare time ... his favorite soccer moment is when he scored against Portugal at the 2007 FIFA Under-20 World Cup in Canada.



### MANSALLY'S CAREER STATISTICS

Year	Team	GP	GS	MIN	G	A	SHT	SOG	FC	FS	OFF	CK	C	E
2007	New England	1	0	14	0	0	0	0	1	1	0	0	1	0

### POSTSEASON

Year	Team	GP	GS	MIN	G	A	SHT	SOG	FC	FS	OFF	CK	C	E
2007	New England	0	0	0	0	0	0	0	0	0	0	0	0	0







## SAINEI NYASSI

#31

Position	Midfielder/Forward
Height	5-8
Weight	155 lbs.
D.O.B.	Jan. 31, 1989 (Bwiam, Gambia)

Hometown	Bwiam, Gambia
Youth Club Team	Ports Authority (GAM)
Status	Developmental Roster/International
Nationality	Gambia

**How Acquired:** Signed by the Revolution as a youth international on Aug. 31, 2007.

*A prospect who has performed well at the youth international level, Nyassi has exceptional quickness ... can play on either side of the midfield or at forward if needed ... is good technically and is good at taking on defenders in the attacking third of the field ... helped lead Gambia's Under-20 Team to the knockout rounds of the 2007 FIFA Under-20 World Cup.*

**2007:** The late-season signee made his MLS debut at D.C. on Sept. 9, playing the final eight minutes on the right wing. Made just the one MLS appearance with the first team, but made four appearances with the reserve side after his signing. Scored two goals, including his first goal – against the New York reserves – on Sept. 22. Scored again in his next reserve game, this time at Chicago on Oct. 7. Made his first-ever Revs appearance as a substitute winger in the Revs' victory over the Carolina RailHawks in the U.S. Open Cup semifinals on Sept. 4 when he helped create Pat Noonan's game-winning goal in extra time that sent the Revs on to the finals.

**GAMBIA NATIONAL TEAM:** Started all four of Gambia's games at the 2007 FIFA Under-20 World Cup in Canada ... also played a key role in Gambia's advancement to the semifinals of the African Youth Championships ... is a former member of Gambia's Under-17 National Team.

**PERSONAL:** Is the son of Abubacarr Nyassi and Anna Sanneh ... has a twin brother, Sanna, and a younger sister, Nyima (16), and younger brother, Aziz (14) ... his favorite soccer team is Arsenal, and his favorite player is Thierry Henry... likes to listen to R&B and his favorite movie is "Rush Hour" ... his favorite soccer memory was playing against Brazil with Gambia's Under-17 National Team.



### NYASSI'S CAREER STATISTICS

Year	Team	GP	GS	MIN	G	A	SHT	SOG	FC	FS	OFF	CK	C	E
2007	New England	1	0	8	0	0	0	0	0	0	0	0	0	0

### POSTSEASON

Year	Team	GP	GS	MIN	G	A	SHT	SOG	FC	FS	OFF	CK	C	E
2007	New England	0	0	0	0	0	0	0	0	0	0	0	0	0

2008 REV'S:  
NYASSI





## MICHAEL PARKHURST #15

<b>Position</b>	Defender	<b>Hometown</b>	Cranston, R.I.
<b>Height</b>	5-11	<b>College</b>	Wake Forest
<b>Weight</b>	155 lbs.	<b>Youth Club Team</b>	Bayside United
<b>D.O.B.</b>	Jan. 24, 1984 (Providence, R.I.)	<b>Status</b>	Senior Roster

**How Acquired:** Selected by the Revolution in the first round (ninth overall) in the 2005 MLS SuperDraft

*One of America's top defenders, Parkhurst is a rarity: an effective central defender who is also a skillful soccer player ... 2007 was truly a career year for Parkhurst, garnering MLS "Best XI" honors, winning both the MLS Defender of the Year and Fair Play awards and earning his first international caps with the U.S. senior national team ... often wins the ball because of his ability to read the play before it unfolds ... possesses a keen sense of tactical understanding and is a heady defender who plays bigger than his physique ... has remarkable passing touch for a back and possesses deceptive speed ... the 2005 MLS Rookie of the Year and 2006 MLS U.S. Soccer Foundation Humanitarian of the Year, Parkhurst devotes a great deal of time to appearances and community service initiatives ... voted to the 2007 MLS All-Star Game as a "First XI" (top vote-getter) selection, marking his second career All-Star nod ... grew up a fan of the Revs and attended the team's first ever home game at Foxboro Stadium in 1996.*

**2007:** An MLS Best XI honoree and the 2007 MLS Visa Defender of the Year. Also won the 2007 MLS Fair Play Award. Started all 25 games for which he was available. Committed just five fouls during the regular-season and went the full season without being cautioned. Scored his first-career MLS goal – on his first-ever MLS shot – at Toronto on Oct. 20 – when he chipped Toronto keeper Kenny Stamatopoulos from behind the midfield line in first-half stoppage time. His goal was one of five finalists for MLS Sierra Mist Goal of the Year. When injuries struck the central midfield, Parkhurst played in the defensive midfield for several games: May 6 vs. Chicago, June 30 at Chivas USA and July 7 vs. Chivas USA. Missed the Revs' first three games with a dislocated left shoulder, suffered during one of the Revs' preseason trips, and also missed two Revs games because of National Team duty. Voted to the MLS All-Star Game "First XI" as one of the top vote-getting defenders, and started against Scottish powerhouse Celtic FC, playing 83 minutes in MLS' 2-0 victory.

Started and played all 90 minutes in each of the Revs' four postseason games on their way to a third-straight appearance in the MLS Cup title game. Anchored the Revs' defense, which allowed just two goals in the postseason and posted three straight shutouts to begin the playoffs.

**2006:** Anchored MLS' best defense that allowed just 35 goals in 32 games for a club record 1.09 goals against average. Honored as MLS' U.S. Soccer Foundation Humanitarian of the Year for his exemplary community involvement. After missing the first two games of the season, played every minute of the remaining 30 regular-season games and all four postseason contests. Was voted to Soccer America's 2006 MLS Cup Playoffs Best XI as the Revs had a team GAA of 0.64 in their four-game run.

**2005:** Won MLS Gatorade Rookie of the Year award. Parkhurst played every minute of every Revolution MLS regular-season game (2880) in 2005, making him one of only five MLS players to do so that year. Committed just six fouls in the course of the entire regular season.

**COLLEGE:** One of the best defenders in the nation while at Wake Forest ... a two-time NSCAA Second-Team All-America performer (2003 and 2004) and a 2004 Soccer America first-team performer ... a two-time NSCAA All-South Region honoree and a three-time All-ACC selection ... voted ACC Defender of the Year as a junior ... started every game in which he appeared in his three seasons at Wake Forest (62 games) ... scored one goal and added two assists as a collegian, all in his junior season ... was a two-time team MVP.

### PARKHURST'S CAREER STATISTICS

Year	Team	GP	GS	MIN	G	A	SHT	SOG	FC	FS	OFF	CK	C	E
2005	New England	32	32	2880	0	0	0	0	6	19	0	0	2	0
2006	New England	30	30	2700	0	0	0	0	12	23	0	0	1	0
2007	New England	25	25	2197	1	0	1	1	5	10	0	0	0	0
<b>TOTALS</b>		<b>87</b>	<b>87</b>	<b>7777</b>	<b>1</b>	<b>0</b>	<b>1</b>	<b>1</b>	<b>23</b>	<b>52</b>	<b>0</b>	<b>0</b>	<b>3</b>	<b>0</b>

### POSTSEASON

Year	Team	GP	GS	MIN	G	A	SHT	SOG	FC	FS	OFF	CK	C	E
2005	New England	4	4	390	0	0	0	0	0	4	0	0	0	0
2006	New England	4	4	420	0	0	0	0	1	2	0	0	0	0
2007	New England	4	4	360	0	0	0	0	3	1	0	0	1	0
<b>TOTALS</b>		<b>12</b>	<b>12</b>	<b>1170</b>	<b>0</b>	<b>0</b>	<b>0</b>	<b>0</b>	<b>4</b>	<b>7</b>	<b>0</b>	<b>0</b>	<b>1</b>	<b>0</b>



**U.S. NATIONAL TEAM:** Has three caps for the U.S. National Team as of March 1, 2008 ... made his international debut at the 2007 CONCACAF Gold Cup, making starts against Trinidad & Tobago and El Salvador ... played in the El Salvador match at Gillette Stadium in the team's final game of Group B play ... before making his international debut in 2007, Parkhurst was twice called into camp for the full U.S. Men's National Team but declined the invitations: early in 2005 by Bruce Arena, and then again in 2006 under then-interim head coach Bob Bradley ... was a member of U.S. Under-17 team while at IMG Soccer Academy.

**PERSONAL:** Married his wife Sam during the off-season before reporting to U.S. National Team Camp ... is the son of

Michael and Marian Parkhurst ... his sister, Molly, was a captain for University of Rhode Island's women's soccer team ... was in the stands for the first ever New England Revolution game at Foxboro Stadium ... was on the Dean's List every semester at Wake Forest and is currently finishing his degree via online classes during the season ... played his club soccer in Rhode Island with Bayside United before going on to attend the IMG Soccer Academy in Bradenton, Fla., at the age of 14 ... holds U.S. and Rep. of Ireland citizenship ... attended the 2001 adidas Elite Soccer Program and was a member of the Generation adidas Class of 2005.





## STEVE RALSTON CAPTAIN #14

Position	Midfielder	Hometown	St. Louis, Mo.
Height	5-9	College	Florida International
Weight	160 lbs.	Youth Club Team	Scott Gallagher
D.O.B.	June 14, 1974 (St. Louis, Mo.)	Status	Senior Roster

**How Acquired:** Selected by the Revolution in the first round (sixth overall) of the 2002 Allocation Draft.

*Arguably the best right-sided midfielder in MLS history, Ralston possesses great technique, tactical knowledge and determination ... debuted in the central attacking midfield role late in the 2007 season and through the playoffs to great effect ... he has also filled in capably as a left-sided midfielder and right fullback during his five seasons with the Revolution ... the MLS "Iron Man," Ralston holds all three of the league's longevity records – minutes played (29,885), career appearances (337) and career starts (335) entering the 2008 season ... also enters 2008 ranked first in MLS career assists (121) and game-winning assists (33) ... set the U.S. record for professional appearances with his start at MLS Cup 2007, collecting his record 371st professional appearance ... Is one of three Revs who have started and played in each of the Revs' four MLS Cup appearances (2002, 2005, 2006 & 2007) ... last year, appeared to play like a man years younger with a renewed vigor and energy and was rewarded with his sixth career MLS All-Star nod ... named team captain prior to the 2007 season.*

**2007:** Led MLS in assists (14) and scored four goals. Started all 26 games in which he appeared and played all but three minutes in which he was available this season. Missed two

games while away on U.S. National Team duty for the CONCACAF Gold Cup and two later in August with an illness. Claimed the MLS career assist record as his own with an assist on Andy Dorman's game-winning goal at New York on July 14. Had three multiple-assist games (April 14 vs. Toronto, May 6 vs. Chicago and Sept. 15 vs. Dallas) after not recording a multiple-assist game since Sept. 10, 2005 against Columbus. Scored two goals and added an assist – on Taylor Twellman's game-winning goal in the 90th minute – in the Revs' 4-2 victory over Rochester in the third round of the U.S. Open Cup on July 10. Ralston's goals came on a bending free kick and a stoppage-time penalty kick. Scored the game-winning goal and added two assists against Dallas on Sept. 15. Started at attacking midfield at Chicago on Oct. 6, where he stayed for the rest of the season through the conclusion of the MLS Cup Playoffs. Scored one goal and assisted on the Revs' other goal against Columbus on Oct. 13. Started all four of the Revs' postseason games, recording two assists. Set up Twellman's game-winning goal against New York on Nov. 8 in Game Two of the Eastern Conference Semifinal Series, and Twellman's go-ahead goal in the first half of MLS Cup 2007. Set the U.S. record for professional appearances at MLS Cup 2007, his 371st professional appearance in his 12-year career.

### RALSTON'S CAREER STATISTICS

Year	Team	GP	GS	MIN	G	A	SHT	SOG	FC	FS	OFF	CK	C	E
1996	Tampa Bay	31	31	2762	7	2	24	12	25	33	4	4	1	0
1997	Tampa Bay	29	29	2493	5	11	42	19	21	40	6	3	0	0
1998	Tampa Bay	30	29	2521	5	8	44	24	22	42	4	4	1	0
1999	Tampa Bay	32	32	2872	5	18	41	17	20	40	3	121	0	0
2000	Tampa Bay	30	30	2631	5	17	38	18	31	55	5	57	2	0
2001	Tampa Bay	25	25	2221	7	6	18	11	25	43	4	58	1	1
2002	New England	27	27	2460	5	19	27	13	15	42	3	69	6	0
2003	New England	26	25	2348	4	7	29	15	18	24	2	40	1	0
2004	New England	30	30	2700	7	8	25	11	27	31	2	32	3	0
2005	New England	21	21	1857	1	6	29	14	14	17	3	37	1	0
2006	New England	30	30	2683	6	5	23	14	22	28	6	38	0	0
2007	New England	26	26	2337	4	14	33	18	16	29	3	130	1	0
<b>TOTALS</b>		<b>337</b>	<b>335</b>	<b>29885</b>	<b>61</b>	<b>121</b>	<b>373</b>	<b>186</b>	<b>256</b>	<b>424</b>	<b>45</b>	<b>593</b>	<b>17</b>	<b>1</b>

### POSTSEASON

Year	Team	GP	GS	MIN	G	A	SHT	SOG	FC	FS	OFF	CK	C	E
1996	Tampa Bay	5	5	449	1	3	3	2	5	3	1	0	0	0
1997	Tampa Bay	1	1	90	0	0	0	0	0	0	0	0	0	0
1999	Tampa Bay	2	2	180	0	0	3	0	4	5	0	7	0	0
2000	Tampa Bay	2	2	180	0	0	1	0	0	3	0	12	0	0
2002	New England	7	7	673	1	0	3	1	5	6	1	8	0	0
2003	New England	3	3	281	0	0	0	0	4	3	1	0	1	0
2004	New England	3	3	300	1	2	2	2	5	4	0	4	0	0
2005	New England	4	4	368	0	0	6	3	3	6	1	15	0	0
2006	New England	3	3	295	0	0	3	3	4	2	2	13	0	0
2007	New England	4	4	348	0	2	3	0	3	2	0	16	0	0
<b>TOTALS</b>		<b>34</b>	<b>34</b>	<b>3164</b>	<b>3</b>	<b>7</b>	<b>24</b>	<b>11</b>	<b>33</b>	<b>34</b>	<b>6</b>	<b>75</b>	<b>1</b>	<b>0</b>



**2006:** Netted six goals and added five assists on the season, marking his ninth professional season with five or more goals. Ralston collected all five of his assists in the final 12 games of the regular season, in which the Revs went 6-2-4. Tied for the MLS lead in game-winning assists (4). Scored the game-tying goal in the final minute of stoppage time in the Revs' 1-1 draw at Kansas City on July 29. His go-ahead, turn-around goal at Chicago on July 8 was an at-large nomination for MLS Sierra Mist Goal of the Year. Set up Pat Noonan for the game-winning goal against the Red Bulls on Sept. 9 at Gillette Stadium. Assisted on Khano Smith's 88th-minute game-winning goal against Columbus on Oct. 14 to help the Revs clinch second place in the Eastern Conference. Spent much time during pre-season training and early season matches shuttling between the Revolution and U.S. Men's National Team camps and friendlies.

**2005:** With his start at Columbus on Sept. 21, Ralston made his 100th appearance in a Revolution uniform, his first having come on March 23, 2002 against the MetroStars. He finished the season with 103 starts, enough for fourth all-time in that category for the Revs. His assist on Taylor Twellman's sixth-minute goal at the MetroStars on May 21 gave him the Revolution record 36th career assist to surpass Joe-Max Moore (35) as he finished the season with 40 career assists. With his assist on Twellman's 39th-minute game-winner against the Crew on Sept. 10, Ralston claimed the Revolution record for game-winning assists with eight, passing Mike Burns (seven GWA in 108 games) and José Cancela (seven GWA in 61 games).

**2004:** Ralston's versatility proved to be a huge asset to New England as Ralston filled-in at right fullback, left midfield and central midfield due to the Revs' injury problems. The Revolution's team MVP, tied for third on the team in goals (7) and tied for second on the team in assists (8). Only member of the team to play every minute of all 30 games in 2004. Was an MLS All-Star selection, his fourth such honor. Started all three of the Revs' playoff contests, scoring one goal and adding two assists. Assisted on Avery John's game-winning goal against Columbus in Game One of the Eastern Conference Semifinals, then converted a penalty kick and assisted on Pat Noonan's 85th-minute, game-tying goal against D.C. in the Eastern Conference Final.

**2003:** Though away on U.S. National Team duty for the middle portion of the MLS season, still put up strong numbers for the Revolution. Started 25 of the 26 games in which he played. Did not start the Revs' July 27 contest against D.C. after returning from national team duty. Converted the game-winning penalty kick vs. D.C. United on October 11 that clinched a playoff spot for New England. Started all three of the Revs' playoff contests.

**2002:** Taken sixth overall by the Revs in the MLS Allocation Draft on Jan. 11, after a six-year stay with the Tampa Bay Mutiny. Ended the season having earned his third MLS Best XI distinction. Led the league with 19 assists. Accounted for assists on slightly less than half (11) of Taylor Twellman's goals on the season (23). Was a starter on the MLS All-Star team, scoring the game winner in the 81st minute. In the decisive Game Three of the Eastern Conference Final against the

Crew, Ralston tallied his first points of the 2002 postseason, scoring in the 17th minute.

**2001:** Tampa Bay's team MVP, netted seven goals and recorded six assists. His seven goals matched his previous career high, which he set as a rookie in 1996. Recorded 20-plus points for the fourth time in his career. Started all 25 games in which he played. Scored goals in three successive games (April 7 at Dallas, April 14 vs. Columbus and April 21 at the MetroStars). Received his first-ever red card for a hand-ball foul on May 19 at Miami, and missed the following game serving the suspension.

**2000:** Earned his second-ever MLS Best XI honors and his second MLS Fair Play Award. Started all 30 of the games he played for the Mutiny, scoring five goals and recording 17 assists. Named to the East team in the MLS All-Star Game. Started all eight of Tampa Bay's MLS Cup Playoffs games.

**1999:** Earned MLS Best XI honors for the first time in his career, was also awarded the MLS Fair Play Award. Scored five goals and had an MLS-high 18 assists, which added up to a career-high 28 points. Was the Mutiny Team MVP. Became the first player in MLS history to play 10,000 career minutes in a 2-1 shootout victory at Columbus on Aug. 22. Became Tampa Bay's all-time leading scorer at D.C. on Oct. 6 with an assist on Ritchie Kitchau's goal in a 4-2 victory. Started both MLS Cup Playoffs games against Columbus.

**1998:** Tallied five goals and recorded eight assists with Tampa Bay. Scored goals in three straight games for the first time in his career (July 29 at D.C., Aug. 6 vs. Miami and Aug. 14 vs. New England). Tied a then team record for four shots on goal - on four shots - against New York/New Jersey on May 3.

**1997:** Started in all 29 games he played for the Mutiny to lead the team. Netted five goals and recorded 11 assists to tie for second on the team in points. His assist total was second on the team only to Carlos Valderrama, who led the league with a then-record-tying 19. Named to the East team at the MLS All-Star Game. Played in one MLS Cup Playoffs game after missing Tampa Bay's first game with an ankle injury.

**1996:** Drafted by Tampa Bay in the second round (18th overall) of the 1996 MLS College Draft. Voted the first-ever MLS Rookie of the Year. Tallied seven goals and recorded two assists in his first professional campaign. His seven goals tied for second on the Mutiny. Five of his goals were game-winners, which tied for third-best in MLS. Was one of only two Tampa Bay players to start 31 games. Recorded three assists in the Mutiny's Eastern Conference Semifinal series against Columbus. Notched Tampa Bay's only goal in its 2-1 loss to D.C. in the Eastern Conference Championship.

**COLLEGE:** Starred for the Golden Panthers for three seasons (1993-95) after transferring from Forest Park Community College in St. Louis after his freshman season ... a two-time All-American at FIU ... led the nation in scoring as a junior with 56 points (19 goals and 18 assists), the second-highest total in school history ... set the FIU single-season assists record that season ... ranks first at FIU in career assists (33) and fourth in career scoring (113 points: 40 goals, 33 assists) and consecutive games with an assist (six), and shares the



# REVOLUTION™

record for hat tricks (3) ... in 1994, Ralston led the Golden Panthers to their second-ever NCAA appearance and final national rankings of No. 14 in the coaches poll and No. 15 by Soccer America.

**U.S. NATIONAL TEAM:** Has earned 36 caps and scored four goals for the U.S. National Team as of January 1, 2008 ... an alternate selection to the U.S.' 2006 FIFA World Cup squad ... scored game-winning goal in 2-0 victory against Mexico on Sept. 3, 2005, as the U.S. claimed a berth to the 2006 FIFA World Cup in Germany ... in the 53rd minute, Eddie Lewis served a free kick to the back post where Oguchi Onyewu rose over his defender and headed the ball off the left post; the ball deflected across the goalmouth to the right side and Ralston had an easy header tap-in for the goal, his fourth with the MNT and his second during 2006 World Cup qualifying ... after a three-year lay-off from the USMNT player pool, became active in national-team events in 2003 and was a force during the 2006 World Cup qualifying cycle ... was a member of the

2005 and 2007 CONCACAF Gold Cup-winning U.S. squads ... was recalled to the National Team in 2007 for the first time since the final games before the 2006 World Cup squad was announced, making three appearances at the Gold Cup ... scored his first goal for the U.S. on Jan. 18, 2003 against Canada in the 4-0 victory ... earned his first U.S. cap on Jan. 17, 1997, starting in the midfield against Peru in San Diego.

**PERSONAL:** Married to Rachel and the couple has two daughters, Anna (7) and Clara (newborn), and one son, Liam (2) ... is an avid fisherman and hunter ... would like to coach soccer after his playing career is finished ... majored in education at Florida International ... his favorite sportsman is pro fisherman Kevin Van Dam ... a St. Louis native, Ralston is a big St. Louis Cardinals fan ... also enjoys Mexican food and country and rock music ... his favorite soccer moment is his goal against Mexico on Sept. 3, 2005, a game the U.S. won to clinch a berth in the 2006 FIFA World Cup.

2008 REVS:  
RALSTON





## MATT REIS

#1

Position	Goalkeeper	Hometown	Mission Viejo, Calif.
Height	6-1	College	UCLA
Weight	196 lbs.	Youth Club Team	Pateadores
D.O.B.	March 28, 1975 (Atlanta, Ga.)	Status	Senior Roster

**How Acquired:** Traded to the Revolution from Los Angeles in exchange for Alex Pineda Chacon and a 2004 conditional pick on Jan. 17, 2003.

*Considered by many to be the top goalkeeper in the league, Reis brings an unmatched presence and intelligence to the position ... positionally sound, brave in traffic and excellent with the ball at his feet, Reis is also a strong organizer and communicator ... serves as the team's captain in Steve Ralston's absence ... a fantastic shot-stopper on penalty kicks, and one of head coach Steve Nicol's first selections to take penalty kicks ... holds every New England career goal-keeping record, including games played in goal (122), games started in goal (121), minutes played in goal (10,937), goals against average (1.28), wins (50), saves (485), shutouts (33) and saves percentage (.724) ... has 30 regular-season shutouts since the start of the 2005 season, more than any other MLS goalkeeper ... enters 2008 having started and played every minute (including overtime if played) in each of the Revs' last 78 MLS matches – regular-season and playoffs – dating back to September 2005, a span of 6,910 minutes ... enters 2008 second on MLS' list of consecutive minutes played (regular-season games only), having played in the team's last 6,300 minutes – shy of Pat Onstad's record 6,648-minute stretch (2005-2007) ... is ranked second in MLS career postseason goals against average (0.71) behind former Rev Adin Brown (0.67) ... now has seven career postseason shutouts (six with Revs) ... nominated for 2007 ESPY Award for Best MLS player ... voted to the 2007 MLS All-Star Game as a "First XI" (top vote-getter) selection ... his selection marked his third consecutive All-Star nod.*

**2007:** Started all 30 games and played 90 minutes in every contest for 2,700 total minutes in the season – tied for the second-highest mark in MLS. His 14 wins were his second-highest career total and ranked him second in MLS, two shy of his career-best 16, which he registered in 2005 with the Revs. Posted 10 shutouts in the regular season, his third straight year reaching the 10-shutout mark. Made 120 saves, the second-highest season total in his career, to rank second in MLS. Made five or more saves 11 times during the season. Matched his single-game career high (regular-season) with nine saves at D.C. on May 3, including a diving save of the potential game-winning goal in the final minute of stoppage time. Recorded three shutouts in the postseason, blanking the Red Bulls in both games of the teams' Eastern Conference Semifinal Series (away on Oct. 28 and home on Nov. 3) and then Chicago in the Eastern Conference Championship on Nov. 8. Posted an overall career-high of 10 saves in the Eastern Conference Championship against the Fire. Had an 0.50 goals against average with a league-high 24 saves. Made his third consecutive start in the MLS Cup championship match. Started the MLS All-Star Game against Celtic FC, and played 45 minutes to back the squad to the 2-0 victory over the Scottish giants.

**2006:** Established himself as arguably MLS' top goalkeeper as he was voted 2006 Revolution Honda MVP. Backed the league's best defense, which allowed just 35 goals in 32 games for a team-record 1.09 goals against average. Led

### REIS' CAREER STATISTICS

Year	Team	GP	GS	MIN	SOG	SV	GA	GAA	SHO	PK	PKA	W	L	T
1998	Los Angeles	5	4	336	24	18	5	1.34	0	0	0	2	1	0
1999	Los Angeles	1	0	10	1	1	0	0.00	0	0	0	0	0	0
2000	Los Angeles	6	6	559	31	21	10	1.61	1	1	2	2	3	1
2001	Los Angeles	16	15	1405	76	52	22	1.41	6	2	2	8	3	4
2002	Los Angeles	11	10	929	47	33	13	1.26	2	1	1	5	3	2
2003	New England	5	5	458	23	12	10	1.97	0	2	2	1	3	1
2004	New England	24	23	2115	134	97	32	1.36	3	4	4	7	10	7
2005	New England	31	31	2784	162	115	35	1.13	10	4	5	16	7	8
2006	New England	32	32	2880	182	141	35	1.09	10	1	3	12	8	12
2007	New England	30	30	2700	169	120	43	1.43	10	3	3	14	8	8
<b>TOTALS</b>		<b>161</b>	<b>156</b>	<b>14176</b>	<b>849</b>	<b>610</b>	<b>205</b>	<b>1.30</b>	<b>42</b>	<b>18</b>	<b>22</b>	<b>67</b>	<b>46</b>	<b>43</b>

### POSTSEASON

Year	Team	GP	GS	MIN	SOG	SV	GA	GAA	SHO	PK	PKA	W	L	T
2000	Los Angeles	1	0	51	0	0	0	0.00	1	0	0	1	0	0
2004	New England	3	3	300	17	12	4	1.20	1	0	2	1	1	1
2005	New England	4	4	390	27	22	3	0.69	1	0	0	2	2	0
2006	New England	4	4	420	20	17	3	0.64	1	0	0	2	1	1
2007	New England	4	4	369	27	24	2	0.50	3	0	0	2	1	1
<b>TOTALS</b>		<b>16</b>	<b>15</b>	<b>1521</b>	<b>91</b>	<b>75</b>	<b>12</b>	<b>0.71</b>	<b>7</b>	<b>0</b>	<b>2</b>	<b>8</b>	<b>5</b>	<b>3</b>



MLS in shutouts (10) and his 141 saves outpaced the next closest goalkeeper by 33, matching and setting New England records, respectively. One of two players in MLS to play every minute of every game, tying the MLS and Revolution records and setting new personal single-season marks in both categories. His 1.09 GAA was the best among all full-time MLS goalkeepers and established a new Revolution single-season club record. Stopped two of the three penalty-kick attempts against him during the season to further entrench his reputation as the league's best in PK situations. Made five or more saves 15 times during the season, including two games with eight. Went 5-0-2 with an 0.57 GAA in the final seven games of the regular season, leading the Revs' new annual charge into the postseason. Started all four postseason games, earning a 2-1-1 record and 0.64 GAA as he led the Revs to MLS Cup 2006 for the second consecutive season. Was voted to Soccer America's 2006 MLS Cup Playoffs Best XI and was the publication's top goalkeeper in MLS for the 2006 season.

**2005:** Reis' second season as the Revs' number one goalkeeper was his best yet as a professional. Reis was named to the league All-Star team for the first time in his career and set all-time single-season club marks for wins, saves, shutouts, minutes played in goal and starts in goal. He was also the MLS Select Team's starting goalkeeper for the prestigious Trofeo Santiago Bernabeu match against Real Madrid on Aug. 23. Led MLS in saves with 115, and his 1.13 GAA was tied for second-best in MLS. Ranked second in MLS in wins with 16. His 10 shutouts in 2005 placed him third in MLS in that category. Posted a league-leading 384-minute shutout streak in six matches between April 23 and May 21. On Sept. 10 against Columbus, Reis set a new Revs all-time career mark for wins by a goalkeeper with 22. Also, by playing the full 90 minutes in goal, he took over the top spot for minutes played in goal with 4,817, and also broke the Revs' all-time club mark for saves by tallying his 207th stop. With his start at Colorado on Aug. 20, Reis recorded his 51st start putting him tops for all-time Revs starts in goal. Voted the 2005 U.S. Soccer Revolution Humanitarian of the Year.

**2004:** Posted a 7-10-7 record with a 1.36 GAA and three shutouts. His 24 appearances and 23 starts were both career highs. Was a huge presence between the pipes in the MLS Cup Playoffs, saving two penalty kicks in Game Two of the Eastern Conference Semifinals at Columbus, before saving one attempt and scoring on one of his own attempts in the penalty shootout at D.C. in the Eastern Conference Championship game. Voted the 2004 Revolution Defensive Player of the Year.

**2003:** Was traded from Los Angeles to the Revolution on Jan. 17, 2003 in exchange for Alex Pineda Chicon. Started all five games in which he appeared in his first season with the Revs, posting a 1.97 GAA.

**2002:** Played 11 games for the Galaxy, posting a 1.26 GAA. Started nine of the team's first 10 games of the season going 4-3-2 in that span. Posted two shutouts, and had a 3-0-2 record in overtime games. Won an MLS Cup championship with the Galaxy with a 1-0, overtime victory over the Revolution at Gillette Stadium.

**2001:** Posted an 8-3-4 record while making 16 appearances, including 15 starts. Started 15 of the team's first 20 games. Recorded a 1.41 GAA and added six shutouts. Made 52 saves. Again a member of an L.A. team that played in the league's championship game, MLS Cup 2001.

**2000:** Played six games, posting a 1.61 GAA in Los Angeles. Had a 2-3-1 record in his starts. Earned his first MLS overtime victory on Aug. 16 with a 1-0 victory against Colorado. The 1-0 victory against the Rapids was also his first career shutout, during which he made four saves. Made one postseason appearance for the Galaxy, seeing 51 minutes of action on Sept. 14, earning the win in L.A.'s 1-0 victory at Tampa Bay.

**1999:** Saw the least action of any backup goalkeeper in the MLS as starter Kevin Hartman played in all 32 MLS games, coming out for only 10 minutes in one game. Reis was the starting keeper in every U.S. Open Cup game the team played. A member of the Galaxy team that played in MLS Cup 1999.

**1998:** Originally drafted by Los Angeles in the third round (26th overall) in the 1998 MLS College Draft. Recorded a 1.34 GAA in the five games he played during his MLS rookie season with Los Angeles. Earned his first career victory - a 2-1 triumph - on April 18 at Kansas City.

**COLLEGE:** Finished his college career at UCLA with an NCAA Championship in 1997 ... named 1997 NCAA College Cup Defensive MVP after recording 20 saves - including a school-record 11 in the semifinals - and posting 221 shutout minutes on the way to the title ... named a 1997 All-American by Soccer America and Soccer Times ... posted an 0.64 GAA as a senior starter for the Bruins, his only season as the No. 1 keeper ... also added nine shutouts in 19 appearances while posting a 17-2 overall record.

**U.S. NATIONAL TEAM:** Selected as an alternate for the 2006 U.S. World Cup squad ... has earned two caps as of January 1, 2008, posting a shutout in his first-ever U.S. National Team start, a 0-0 draw with Canada on Jan. 22, 2006 in San Diego ... is 2-0-0 for the Nats ... was on the U.S. squad for its 2-0 win over Panama at Gillette Stadium in World Cup qualifying on October 12, 2005 ... started against Denmark on Jan. 20, 2007 in Carson, Calif., earning the win in the 3-1 victory in honor of former Revolution and UCLA goalkeepers coach David Vanole, who had passed unexpectedly a few weeks prior.

**PERSONAL:** Reis and his wife Nicole (Odom) have one son, Jacob (1) ... son of J.T. and Kathy Reis of Mission Viejo, Calif., and has one older brother, Mike ... started playing soccer at the age of five with the Rowdies ... was a striker until age fifteen ... enjoys playing sports, going to the beach and spending time with friends and loved ones ... his favorite actor is Will Ferrell and his favorite actress is Ashley Judd ... a fan of Clive Cussler's novels ... named the top practical joker in MLS by *90:00 Magazine* ... his wife was an All-America softball shortstop at UCLA (1995-98).







## KHANO SMITH

## #18

<b>Position</b>	Midfielder/Forward	<b>Hometown</b>	Warwick, Bermuda
<b>Height</b>	6-3	<b>College</b>	Lees-McCrae
<b>Weight</b>	190 lbs.	<b>Youth Club Team</b>	Dandy Town (BER)
<b>D.O.B.</b>	Jan. 10, 1981 (Paget, Bermuda)	<b>Status</b>	Senior Roster

**How Acquired:** Signed by the Revolution on April 15, 2005 as a youth international.

*A singular force in MLS with his long strides, separation ability and speed that put immense pressure on outside midfielders and defenders ... has developed greatly since his first season (2005) with the Revs under the direction of head coach Steve Nicol and assistant coach Paul Mariner ... plays as an out-and-out striker for the Bermuda National Team. Smith features on the left side of the midfield for the Revs ... can whip crosses in from anywhere on the wing or in traffic ... Smith came to the attention of Revolution head coach Steve Nicol on New England's 2005 preseason trip to Bermuda when he scored for his country in the Revs' 3-2 victory over Bermuda on March 3 in Hamilton.*

**2007:** Started 26 games – and appeared in 29 total games – on the left wing after missing the season opener because of injury. Scored two goals and added a career-high six assists. Established career highs in almost every statistical category, including appearances, starts, minutes (2,210), assists, shots (36), shots on goal (12) and fouls suffered (41). Earned his first assist of the season against Chicago on May 6. Set up Pat Noonan's game-winning goal against Kansas City on Aug. 2 with a cross from the left wing to Taylor Twellman on the far post. Also assisted on Twellman's game-winner at Kansas City on Aug. 19. Had his first-career multiple-point game against Dallas on Sept. 15 when he scored his first goal of the season and added an assist on the first of Noonan's two goals. Netted the game-winning goal against Colorado on Sept. 29 in the 88th minute in the 1-0 victory. Established new postseason career highs, starting and playing all 90 minutes in each of the Revs' four postseason games. Made his first-career start at MLS Cup when he lined up for the opening kick against Houston on Nov. 18.

**2006:** After missing the first four months of the season while rehabbing his left knee from off-season surgery, appeared in 10 of the final 11 matches, mainly as a second-half substitute on the left wing. Started two of the final three games on the

left side of the midfield. Scored his first goal of 2006 in the final regular-season game of the year – the game-winning goal in the 88th minute against Columbus on Oct. 14 to secure second place in the Eastern Conference and home-field advantage in the first round of the MLS Cup Playoffs. Appeared in all four postseason games, assisting on Taylor Twellman's goal in the 113th minute in MLS Cup 2006.

**2005:** Scored his first career MLS goal in his first career start on June 4 against KC in the 17th minute of the match. Tallied for the Revs on Sept. 2 at Real Salt Lake in astonishing fashion, dribbling solo 65 yards on the counterattack and finishing the game-winning goal in the 1-0 victory. Also notched the winning goal in the 83rd minute of Game Two of the Eastern Conference Semifinal Series to complete the Revs comeback from a 2-0 deficit to win the series 3-2 on aggregate. Suffered a season-ending injury to his left knee immediately after scoring his goal against the MetroStars.

**BEFORE MLS:** Played in the USL's D3 Pro League for the Carolina Dynamo after college, and played in Bermuda's Premier League, winning the 2004 league and cup double with Dandy Town Hornets.

**COLLEGE:** Starred for Lees-McCrae College in Banner Elk, N.C., earning Division II first-team All-America honors in 2002 ... began collegiate career at Champlain College in Burlington, Vermont.

**BERMUDA NATIONAL TEAM:** Has 20 caps for the Bermuda National Team as of March 1, 2008, and has scored seven goals for his national team ... participated in the 2006 Digicel Cup, the Caribbean Gold Cup qualifying tournament.

### SMITH'S CAREER STATISTICS

Year	Team	GP	GS	MIN	G	A	SHT	SOG	FC	FS	OFF	CK	C	E
2005	New England	23	8	928	3	2	27	8	24	12	14	2	4	0
2006	New England	10	2	342	1	0	10	4	9	7	0	0	4	0
2007	New England	29	26	2210	2	6	36	12	42	41	5	1	4	0
<b>TOTALS</b>		<b>62</b>	<b>36</b>	<b>3480</b>	<b>6</b>	<b>8</b>	<b>73</b>	<b>24</b>	<b>75</b>	<b>60</b>	<b>19</b>	<b>3</b>	<b>12</b>	<b>0</b>

### POSTSEASON

Year	Team	GP	GS	MIN	G	A	SHT	SOG	FC	FS	OFF	CK	C	E
2005	New England	2	0	79	1	0	1	1	2	0	0	0	0	0
2006	New England	4	0	170	0	1	3	2	3	6	0	0	0	0
2007	New England	4	4	360	0	0	2	1	5	3	1	0	2	0
<b>TOTALS</b>		<b>10</b>	<b>4</b>	<b>609</b>	<b>1</b>	<b>1</b>	<b>6</b>	<b>4</b>	<b>10</b>	<b>9</b>	<b>1</b>	<b>0</b>	<b>2</b>	<b>0</b>

2008 REVIEWS:  
SMITH



# REVOLUTION™

**PERSONAL:** Has a daughter, Milana... son of Deborah Smith and Wayne Baxter ... also has three siblings ... enjoys hip-hop and reggae music ... favorite film is Dances with Wolves ... his

favorite TV shows are CSI, House, American Idol, Law and Order and SVU ... cites his favorite soccer moment as scoring his first international goal for Bermuda.

2008 REVS:  
SMITH





## WELLS THOMPSON

## #27

Position	Midfielder	Hometown	Winston-Salem, N.C.
Height	5-10	College	Wake Forest
Weight	160 lbs.	Youth Club Team	Winston-Salem Twins
D.O.B.	Nov. 25, 1983 (Winston-Salem, N.C.)	Status	Senior Roster

**How Acquired:** Drafted by the Revolution in the first round (fifth overall) in the 2007 MLS SuperDraft.

*A two-footed, wide midfielder, Thompson excels when running at defenders ... spent his rookie season developing under head coach Steve Nicol, assistant coach Paul Mariner and captain Steve Ralston ... improved significantly at the end of the season, earning the starting right midfield role late in the campaign and through the playoffs ... made his mark as one of the team's top players in the postseason ... uses his outstanding pace to good effect ... also at home mixing it up in a ball-winning role and plays fearlessly ... his game-winning goal in the final of the 2007 Lamar Hunt U.S. Open Cup gave the Revs their first cup championship in club history.*

**2007:** Made 27 appearances, including 11 starts and then started all four postseason games. Played 90 minutes in six of his regular-season starts. Made his MLS debut on opening day on April 7, starting on the left wing at Chicago and playing 90 minutes. Scored his first professional goal against Chicago on May 6 in the 3-1 victory. Started four straight games (June 16 against Columbus through July 7 against Chivas USA), playing on both the left and right wings. Scored the game-winning goal in the 64th minute in the final of the U.S. Open Cup against Dallas on Oct. 3. Started on the right wing in an altered Revs lineup – with Steve Ralston as the attacking midfielder – in each of the last three MLS games of the regular season and in each of the four playoff games. Was one of the Revs' top players in the 2007 postseason. Earned the assist on Taylor Twellman's spectacular bicycle-kick goal that stood as the game-winner over Chicago in the Eastern Conference Championship on Nov. 8.

**COLLEGE:** Led Wake Forest in goals with seven - including five game-winning strikes - in 2006 ... had 10 career assists as he helped Wake Forest advance to the 2006 NCAA College Cup for the first time in school history ... earned ACC All-Tournament honors as a senior and was also an ACC All-Freshman selection in 2003 ... finished his four-year career with 16 goals, including 14 in his junior and senior seasons combined ... seven of 16 career goals were game-winning strikes, including five as a senior.

**PERSONAL:** Full name is Thomas Wells Thompson ... is the son of Mark and Kathryn Thompson ... has an older brother John Mark and a younger sister Mary Kathryn ... was a political science major at Wake Forest ... was the highest-drafted soccer player out of Wake Forest in program history, and the fourth-highest drafted student-athlete in Demon Deacon Athletics history behind basketball's Tim Duncan (No. 1 in the 1997 NBA draft) and Chris Paul (No. 4 in the 2005 NBA draft) and baseball's Kyle Sleeth (No. 3 in the 2003 MLB draft) ... enjoys hunting and fishing in his spare time ... listens to country music and his favorite movie is "Braveheart" ... his favorite types of food are seafood and Southern cuisine.

### THOMPSON'S CAREER STATISTICS

Year	Team	GP	GS	MIN	G	A	SHT	SOG	FC	FS	OFF	CK	C	E
2007	New England	27	11	1217	1	0	16	7	26	36	2	0	6	0

### POSTSEASON

Year	Team	GP	GS	MIN	G	A	SHT	SOG	FC	FS	OFF	CK	C	E
2007	New England	4	4	345	0	1	2	1	5	8	0	0	1	0

2008 REVIEWS:  
THOMPSON





## TAYLOR TWELLMAN

## #20

Position	Forward	Hometown	St. Louis, Mo.
Height	5-11	College	Maryland
Weight	170 lbs.	Youth Club Team	Scott Gallagher
D.O.B.	Feb. 29, 1980 (Minneapolis, Minn.)	Status	Senior Roster

**How Acquired:** Drafted by the Revolution in the first round (second overall) in the 2002 MLS SuperDraft.

2008 REVIEWS:  
TWELLMAN

*One of MLS' most lethal scorers ... Twellman remains the league's premier penalty-area predator, combining a diverse arsenal of scoring abilities with fierce determination in front of the goal ... has been on a scoring tear since the tail end of the 2006 season with a total of 22 goals since the start of the 2006 MLS Cup Playoffs (34 games) ... has now reached the 10-goal plateau in five of his six professional seasons and the 15-goal mark four times ... became the youngest player in MLS history to score 75 goals (26 yrs., 221 days) with his game-winning goal at D.C. on Oct. 7, 2006, surpassing Jason Kreis (29 yrs., 168 days) for the record ... is on pace to become the league's youngest 100-goal scorer in 2008 ... in the MLS career records, Twellman is now fifth in career goals (91), fourth in career game-winning goals (26) and tied for third in multiple-goal games (15) ... is tied for sixth on the MLS career postseason scoring chart with 10 goals, six of which have come in the Revs' last seven playoff games dating back to 2006 ... finished third in MLS goal scoring in 2007 despite missing extended time while with the U.S. National Team ... named a 2007 MLS All-Star, marking his fifth career all-star selection.*

**2007:** Appeared in 26 games with 25 starts, missing four games – three while on U.S. National Team duty at the CONCACAF Gold Cup and 2007 Copa America and one with an injury. Scored 16 goals in 2007, the third-highest total in the league, and added three assists. Had three multiple-goal games: April 14 vs. Toronto, May 13 at Los Angeles and Sept. 22 at New York. Five of his 16 goals were game-winners, tying him for second in the league in that category. Before leaving for National Team duty in June, played every minute of every game in which he was available. Made his first substitute appearance since 2003 when he entered the July 7 game

against Chivas USA in the 56th minute, having returned to the Revs late the prior evening from Copa America in Venezuela. Scored two goals – including the game-winner in the 90th minute – of the Revs' 4-2 victory over Rochester in the third round of the U.S. Open Cup on July 10. All three of his assists this season came in three straight games – July 22 vs. Houston, July 28 at RSL and Aug. 2 vs. KC – and all on Pat Noonan goals. Scored his 12th career goal against D.C. on Sept. 9, winning MLS Sierra Mist Goal of the Week for his volley strike. Also won the goal-of-the-week contest in Week 4 with his game-winning goal at Dallas. Had a two-goal effort at New York on Sept. 22 before leaving the game with an injury in stoppage time. Missed the Colorado game on Sept. 29 while still recovering from the injury. Scored the go-ahead goal in the championship game of the U.S. Open Cup at FC Dallas on Oct. 3, his team-best fourth goal of the team's four-game championship run. Closed out the regular-season with a goal at Toronto on Oct. 20. Started and played all 90 minutes in each of the Revs' four games in their run to the title game of MLS Cup 2007. Had three goals in the postseason – the game-winning goals in Game Two of the Eastern Conference Semifinal Series against New York on Nov. 3 and against Chicago in the Eastern Conference Championship on Nov. 8. His goal against the Fire scored ESPN's SportsCenter's "Play of the Day" with his overhead, bicycle kick that sent the Revs on to their third consecutive MLS Cup appearance. Also struck for the game's first goal at MLS Cup 2007, heading in a Steve Ralston cross past Pat Onstad in the 20th minute at RFK Stadium.

**2006:** Led the Revs in goal scoring for the fourth time in his five-year career, netting a team-best 11 goals. Scored his 75th career goal at D.C. on Oct. 7, a goal that was also the game-

### TWELLMAN'S CAREER STATISTICS

Year	Team	GP	GS	MIN	G	A	SHT	SOG	FC	FS	OFF	CK	C	E
2002	New England	28	26	2418	23	6	92	58	55	87	14	0	2	0
2003	New England	22	20	1893	15	4	90	47	34	57	23	1	2	0
2004	New England	23	23	2050	9	1	70	39	30	53	35	0	1	1
2005	New England	25	25	2226	17	7	82	51	32	32	33	0	1	0
2006	New England	32	32	2856	11	5	86	42	40	60	32	0	3	0
2007	New England	26	25	2283	16	3	90	55	13	41	21	0	2	0
Totals		156	151	13726	91	26	510	292	204	330	158	1	11	1

### POSTSEASON

Year	Team	GP	GS	MIN	G	A	SHT	SOG	FC	FS	OFF	CK	C	E
2002	New England	6	6	558	2	0	10	3	9	24	1	0	0	0
2004	New England	3	3	300	2	0	11	5	4	11	7	0	0	0
2005	New England	4	4	390	0	1	3	2	4	16	8	0	0	0
2006	New England	4	4	420	3	0	17	10	6	11	2	0	0	0
2007	New England	4	4	360	3	0	20	10	5	8	2	0	1	0
TOTALS		21	21	2028	19	1	61	30	28	70	20	0	1	0



winning goal in the Revs' 2-1 victory at RFK Stadium. Was one of six MLS players to start all 32 games, and ranked fourth in MLS in minutes played 2,856, setting a new personal single-season best. Was second in MLS in shots (86) and shots on goal (42), while ranking ninth in fouls suffered (60). An MLS All-Star selection, although he was unable to play in the game because of the Revs' rescheduled game at Chivas USA. Twice scored goals in three straight games during the regular season (April 30 vs. Chicago through May 13 vs. Chivas USA and again June 28 vs. Dallas through July 4 at Colorado), and then again in the playoffs. Notched a goal against Chicago in Game Two of the Eastern Conference Semifinal Series to pull the Revs within one goal on aggregate, and after Pat Noonan knotted the series on aggregate later to send the series to a decisive penalty-kick round, Twellman scored the series-clinching penalty kick in the fourth round. Scored a highlight-reel goal - also the game-winning goal - at D.C. in the Eastern Conference Championship to send the Revs to MLS Cup 2006. Netted a goal in the 113th minute against Houston in MLS Cup 2006 - the Revs' first-ever goal in the league's championship game - and later scored in the penalty-kick round. After scoring goals in the Revs' final three playoff games, Twellman was named to Soccer America's 2006 MLS Cup Playoffs Best XI. Spent much of preseason training and the early season going back and forth between the Revolution and U.S. National Team camps and friendlies.

**2005:** Voted MLS Honda MVP and won MLS' Budweiser Golden Boot, while making his second appearance on the end-of-season MLS RadioShack Best XI. An MLS All-Star for the third time in his career, and earned All-Star Game MVP honors after scoring one goal against EPL side Fulham FC. Scored two hat tricks in 2005 - against Dallas on July 16 and against Columbus on Sept. 10 - setting the club record for career three-goal games (3). On April 27 at Soldier Field against the Chicago Fire, Twellman scored his 50th career regular-season goal in a Revolution uniform, making him the first Revs player to reach that milestone. Led MLS in shots on goal (51). Went eight consecutive games with a goal and/or an assist between Aug. 6 and Sept. 24, the longest such streak in MLS in 2005. Earned MLS Player of the Month honors for September, scoring five goals and adding one assist in four games played. Was second in MLS in game-winning goals with six. Was voted the Midnight Riders' Man of the Year, becoming the first player to win the award three times.

**2004:** Fought through injuries to appear in 23 games. Emerged from a scoring slump early in the season to finish second on the Revs in goals with nine. Added two vital goals for the Revs in the playoffs: one goal against Columbus in Game Two of the Eastern Conference Semifinals and the first of the Revs' three game-tying goals against D.C. in the Eastern Conference Final. Led MLS in shots on goal (39).

**2003:** Led MLS in points per game (1.55) and goals per game (0.68) and tied Carlos Ruiz atop the goal-scoring chart with 15 goals. Tied for third in MLS in points (34). Voted Revolution Team MVP. Missed games because of sinusitis, walking pneumonia and multiple broken bones in his face. His season

came to an end when he broke his left foot at Dallas on Oct. 4, a game in which he scored two goals. Missed all of the 2003 MLS Cup Playoffs with the broken foot. Was voted the Midnight Riders' Man of the Year, becoming the first player to win the in back-to-back seasons.

**2002:** Runner-up for league MVP and was a RadioShack Best XI selection. The first MLS scoring champion in Revs history, tallying 52 points on 23 goals and six assists. Was voted the Revolution Most Valuable Player as he helped lead the Revs to their first-ever MLS Cup appearance, a 1-0, overtime loss to Los Angeles at Gillette Stadium. Had five multiple-goal games, and netted five game-winning goals. Was awarded the Nickelodeon GAS Play of the Year for his bicycle kick goal against the Kansas City Wizards on June 22. Started all six of the Revs' MLS Cup Playoffs games in which he appeared. Had two tallies in the playoffs, and was second on the team in postseason points to Brian Kamler (six). Both of his goals came against Chicago in the Eastern Conference Semifinals (Game One and Game Three). Was voted the Midnight Riders' Man of the Year.

**BEFORE MLS:** Played two seasons with TSV 1860 Munich in Germany ... in 2001, he declined a two-year option with the club and entered the 2002 MLS SuperDraft ... appeared in more than 40 games for the club's reserve side, including qualifying games for the German Cup.

**COLLEGE:** Played two seasons at Maryland (1998-99) before signing a professional contract in Germany ... scored 28 career goals and added 17 assists for 73 career points in 43 games with the Terrapins ... left the Maryland program ranked 10th in career goals, sixth in career assists and seventh in career points after only two seasons ... was Soccer America's National Freshman of the Year in 1998 after earning a spot on the publication's All-Freshman Team ... was an NSCAA All-American as a sophomore, and was a two-time NSCAA All-South Atlantic and two-time All-ACC performer.

**U.S. NATIONAL TEAM:** Has earned 30 caps and scored six goals for the U.S. National Team as of March 1, 2008 ... accumulated 10 caps with one goal in 2007, while playing in both the CONCACAF Gold Cup and Copa America in Venezuela ... made appearances in all six games at the Gold Cup, scoring one goal and assisting on Clint Dempsey's game-winner against Guatemala (June 7) ... an alternate selection to the U.S.'s 2006 FIFA World Cup squad ... tied with former Revs teammate Clint Dempsey as the USMNT's leading goal scorer in 2006 ... scored a hat trick in the USMNT's 5-0 win over Norway on Jan. 29, 2006 at The Home Depot Center in Carson, Calif., the ninth hat trick all-time for the U.S. ... was named ESPN2's Man of the Match after scoring the game-winning goal and providing two assists in a 3-2 U.S. National Team victory over Japan on Feb. 10, 2006 at SBC Park in San Francisco ... scored his first international goal on Oct. 12, 2005 at Gillette Stadium in the U.S.'s 2-0 victory over Panama in its final match of the qualifying cycle for the 2006 FIFA World Cup ... is a former member of the Under-20 program, and won the Bronze Boot at the 1999 FIFA World Youth Championship.



# REVOLUTION™

**PERSONAL:** Is the oldest son of Tim and Moochie Twellman ... his brother James was drafted by the San Jose Earthquakes in the fourth round (42nd overall) of the 2005 MLS SuperDraft ... his sister Alex was a standout soccer player for St. Louis University ... his father, Tim, played professionally for the Minnesota Kicks, Tulsa Roughnecks and the Chicago Sting (NASL) ... his uncle, Steve Twellman, also played in NASL, including the 1974 season with the Boston Minutemen, while another uncle, Mike, played for the NASL

Chicago Sting ... his grandfather Jim Delsing played 10 seasons of Major League Baseball (and 17 seasons of professional baseball overall), and his uncle Jay Delsing is a member of the PGA Tour ... Twellman was offered a professional baseball contract by the Kansas City Royals but opted for a soccer career instead ... his favorite actor is Kiefer Sutherland ... his favorite soccer memory is playing high school soccer and baseball with his brother ... attended Maryland on a baseball scholarship.

2008 REVS:  
TWEWMAN





## ROB VALENTINO

#22

Position	Defender	Hometown	Cave Creek, Ariz.
Height	6-3	College	Univ. of San Francisco
Weight	190 lbs.	Youth Club Team	Serano Soccer Club
D.O.B.	Dec. 21, 1985 (Hoffman Estates, Ill.)	Status	Generation adidas (2008)

**How Acquired:** Selected by the Revolution the first round (13th overall) in the 2008 MLS SuperDraft

*A tall, strong defender, Valentino can play anywhere across the back but is most comfortable in the center of the defense ... Is very strong in the air and has a great aerial presence in the back ... missed the entire 2007 collegiate season after suffering a torn anterior cruciate ligament right before the start of the season after gaining the attention of the U.S. Olympic Team coaching staff ... a member of the Generation adidas Class of 2008.*

**COLLEGE:** Played three seasons at San Francisco, but missed the entire 2007 season after suffering a torn anterior cruciate ligament in his left knee during preseason training ... was the 2006 West Coast Conference (WCC) Player of the Year at San Francisco and three-time All-WCC honoree ... played 57 career games for the Dons, scoring five goals and adding eight assists ... captained the team as a junior in 2006 ... left San Francisco with one season of collegiate eligibility remaining ... named to the Hermann Trophy Award (national player of the year) Watch List entering the 2007 campaign ... helped spearhead the Dons' run to back-to-back WCC Championships (2004-05) and helped the team capture three consecutive NCAA Tournament berths.

**U.S. NATIONAL TEAM:** Was a member of the U.S. Under-23 (Olympic) Team that toured Japan in February 2007 ... played in both games of the two-game international series.

**PERSONAL:** Is the son of Barbara and Jim Valentino ... is the youngest of the couple's three children ... has an older brother Jimmy and an older sister Kristyn ... his father played basketball at Idaho ... won the Don McLaughling Service Award at San Francisco, which honors San Francisco's top student who gives back to the community ... also played basketball and baseball as an adolescent ... his favorite movie is Remember the Titans, and likes to listen to R&B ... became the second USF student-athlete to be drafted in the first round of a professional draft during the 2007-08 season, joining Aaron Poreda, who was drafted by the Chicago White Sox in the 2007 Major League Baseball Amateur Draft.





## DOUG WARREN

## #12

Position	Goalkeeper	Hometown	Hoffman Estates, Ill.
Height	6-0	College	Clemson
Weight	190 lbs.	Youth Club Team	Chicago Soccers
D.O.B.	March 18, 1981 (Palatine, Ill.)	Status	Senior Roster

**How Acquired:** Traded to the Revolution from D.C. on Jan. 20, 2005 in exchange for New England's natural fourth-round selection in the 2006 MLS SuperDraft

*A tremendous shot-stopper, Warren displays very quick reflexes to produce highlight-reel caliber saves and has worked hard to improve his form under current Revs goalkeeper coach Gwynne Williams - who also worked with Warren as a youth national team player ... provides a very capable backup option to Matt Reis ... displays a tireless mentality whether competing for the first team or the reserves ... Warren played collegiate soccer at Clemson and Indiana ... began his MLS career with D.C. United in 2003 and 2004 ... was a longtime member of the U.S. youth international programs.*

**2007:** Did not see any first-team action this season, but was 4-1-2 for the Revolution reserves with a 1.00 goals against average. Posted two shutouts: 1-0 against the Chicago reserves on May 6 and 3-0 against the Kansas City reserves on May 27. Played 45 minutes to help post a clean sheet with Brad Knighton against New York on Sept. 22. Made eight saves at the Chicago reserves on Oct. 7.

**2006:** Did not see any first team action, but was the Revolution reserve squad's starting keeper. Started eight games for the reserves, posting one shutout - a 0-0 draw against Chivas USA on May 14 - while combining with T.J. Tomasso for a 0-0 draw against the Chicago Fire Reserves on Aug. 21. Made a season-high 13 saves against the Kansas City Reserves on Sept. 23.

**2005:** Traded to the Revolution from D.C. on Jan. 20 in exchange for the Revs' natural fourth-round selection in the 2006 MLS SuperDraft. Made his first-team debut for the Revs on Aug. 17 at Colorado, immediately facing a penalty kick after Matt Reis had been sent off for a foul on the Rapids' Fabrice Noel. Jean Philippe Peguero scored against Warren on the spot kick. Warren started his first match as a Rev on Aug. 27 vs. D.C. United, earning his first-ever MLS victory, recording four saves against his former club. Posted 4-3-3 record for Revolution Reserves with a 1.67 GAA and one shutout.

**2004:** Started one game for D.C. United - a 3-2 loss at the MetroStars on April 17 - before joining New England on July 10 from the MLS emergency goalkeeper pool after Revs goalkeeper Adin Brown was injured. He backed up Reis for the remainder of the season without making any appearances for the Revs.

**2003:** Drafted by D.C. in the second round (14th overall) in the 2003 MLS SuperDraft. Warren appeared in six games for D.C., starting five of those. He posted a record of 0-3-2 with a 1.34 goals against average. In the 2003 MLS Cup Playoffs, Warren started two matches against Columbus - both losses - and made eight saves, allowing four goals.

**COLLEGE:** Spent one season at Indiana - where he played with former Revs teammate Pat Noonan during its 1999 National Championship season - before transferring to Clemson to start his sophomore season ... was a three-time All-ACC performer for the Tigers, and earned first-team All-America honors as a senior in 2002 ... started all 20 of the Tigers games as a sophomore, posting a 1.19 goals against average and four shutouts with 77 saves ... started 22 games in his junior season, recording eight shutouts, an 0.80 goals against average, 76 saves and a .809 save percentage ... had a 1.31 GAA as a senior on his way to All-America honors, while making a career-best 108 saves ... finished his career with 261 saves, fourth on the all-time Clemson career list ... in his one season at Indiana, appeared in nine games, starting eight, while playing 713 minutes and allowing only five goals... had a record of 7-1-0 with a goals against average of 0.63 and recorded four shutouts for the Hoosiers, making 15 saves with a season-high five saves at Brown.

**U.S. NATIONAL TEAM:** Primarily served as the U.S. Under-23 Team's back-up goalkeeper in 2003-04 ... started in goal in all three of the team's exhibitions in 2004 ... appeared in two matches in 2003, posting two shutouts, including a 4-0 deci-

### WARREN' CAREER STATISTICS

Year	Team	GP	GS	MIN	SOG	SV	GA	GAA	SHO	PK	PKA	W	L	T
2003	D.C. United	5	4	404	33	26	6	1.34	0	2	2	0	2	2
2004	D.C. United	1	1	90	10	6	3	3.00	0	0	0	0	1	0
2005	New England	2	1	96	7	4	2	1.88	0	1	1	1	0	0
2006	New England	0	0	0	0	0	0	0.00	0	0	0	0	0	0
2007	New England	0	0	0	0	0	0	0.00	0	0	0	0	0	0
TOTALS		8	6	590	50	36	11	1.68	0	3	3	1	3	2

### POSTSEASON

Year	Team	GP	GS	MIN	SOG	SV	GA	GAA	SHO	PK	PKA	W	L	T
2003	D.C. United	2	2	180	12	8	4	2.00	0	0	0	0	2	0





sion over St. Kitts & Nevis in the second game of the second round of CONCACAF Olympic Qualifying ... appeared in four matches in 2002, including three victories against English reserve teams on a tour in August ... was on the U.S. Under-20 squad that competed in the FIFA World Youth Championships in Argentina in 2001.

**PERSONAL:** Is the son of Chris and Sue Warren ... has one brother, Tom ... was a Parade All-America at Palatine High School, as well as Illinois' player of the year as a senior in high school ... majored in economics at Clemson.



2008 REVS:  
WARREN





## KYLE ALTMAN

Position	Midfielder/Defender
Height	6-1
Weight	170 lbs.
D.O.B.	Jan. 31, 1986 (Albuquerque, N.M.)
Hometown	Albuquerque, N.M.
College	Trinity (TX)
Youth Club Team	Rio Vista FC
How Acquired: Selected by the Revolution in the second round (27th overall) of the 2008 MLS Supplemental Draft.	

*Played primarily as a defensive midfielder in his career, but is also comfortable anywhere in the back, especially at center back ... very good with his feet and is solid under pressure ... is strong in the air and is a smart tackler on the ball ... is good in build-up play out of the back.*

**COLLEGE:** A two-time NSCAA First Team All-American (2006, 2007) ... earned conference defensive player of the year honors in both 2006 and 2007 ... a four-year starter at Trinity, he appeared in 87 career games ... scored 23 goals and added 14 assists in his career ... a three-time first-team all-conference selection (2005, 2006, 2007) ... earned NSCAA First Team Scholar All-America honors in 2006 ... as a senior, captained the Tigers to an undefeated regular-season record and the nation's number-one ranking before the team fell in the championship game of the NCAA Division III national tournament.

**PERSONAL:** Son of Alan and Kathy Altman ... has two older brothers who also played collegiate soccer – Kelly (Trinity (TX)) and Ryan (Creighton) ... majored in economics at Trinity ... also wrestled in high school, competing in the 135-pound weight class.



## JOSE ANGULO

Position	Forward
Height	5-11
Weight	180 lbs.
D.O.B.	Jan. 13, 1986 (Barranguilla, Colombia)
Hometown	Prospect Park, N.J.
Youth Club Team	PDA
Pronunciation	hoe-ZAY ann-GOO-low
How Acquired: Filed as a Discovery Player in January 2008.	

*Considered one of the top prospects out of the American prep system in recent years, Angulo surpassed college to turn professional after his senior high school season ... a strong forward, Angulo owns a powerful shot ... is comfortable running at defenders toward goal, or shooting from distance.*

**HIGH SCHOOL:** A 2007 *Parade* All-American at St. Benedict's in Newark, N.J. ... recorded 76 points in his senior season, scoring 32 goals and adding 12 assists ... scored 117 career goals at St. Benedict's ... helped lead St. Benedict's to the nation's No. 1 ranking in both 2005 and 2006.

**PERSONAL:** Son of Jose Sr. and Alexis Angulo ... has an older sister Maria (21) ... born in Columbia but moved to the U.S. at the age of three, living in both Miami and San Francisco before settling in New Jersey trained with Fulham FC (EPL) while in high school ... his father played professionally in Colombia for Junior FC and was a member of Colombia's National Team (1982-1989) ... after moving to the U.S., his father Jose also won the 1993 U.S. Open Cup with San Francisco D.C. Mexico ... in his spare time, enjoys going to museums, especially New York's Museum of Natural History and the Met.





## SAM BRILL

Position	Defender
Height	6-2
Weight	190 lbs.
D.O.B.	Sept. 6, 1985 (Newton, Mass.)
Hometown	Newton, Mass.
College	Boston College
Youth Club Team	Boston Bolts

*A strong central defender who who uses smart positioning and anticipation to help stop the attack ... a tall defender, he is good in the air and a threat on set pieces ... a vocal leader in the back.*

**COLLEGE:** A four-year starter at Boston College, manning the backline from 2003 through 2006 ... appeared in 63 games at BC, starting 58 in his career ... scored six goals and added three assists for the Eagles ... has his best offensive year as a senior, scoring a career-high three goals and adding two assists ... earned All-Big East honors as a sophomore in 2004 as he anchored the Eagles' defense that allowed just 10 goals in 20 matches ... as a senior, helped give the Eagles their first ACC victory scoring the game-tying goal and assisting on the game-winning goal in overtime against Virginia Tech ... his headed goal against Connecticut sent BC past their regional rivals, 1-0, in the second round of the 2004 NCAA Tournament.

**U.S. NATIONAL TEAM:** Called into a pair of Under-18 camps.

**PERSONAL:** Son of Larry and Susan Brill ... is the middle of the couple's three children ... was an NSCAA High School All-American in 2002 out of Newton North High School.



## MATTHEW BRITNER

Position	Defender
Height	6-1
Weight	170 lbs.
D.O.B.	April 17, 1985 (Edmonton, Alberta)
Hometown	Halifax, Nova Scotia
College	Brown
Youth Club Team	Athens United FC
Nationality	Canada

**How Acquired:** Selected by the Revolution in the third round (41st overall) of the 2008 MLS SuperDraft.

*A heady defender who reads the game very well and anticipates the play before it develops... is primarily a central defender, but is comfortable anywhere across the back.*

**COLLEGE:** Was the 2007 Ivy League Player of The Year ... appeared in 54 games during his five year career, starting 53 on defense... scored three goals and added one assist in his career ... earned NSCAA All-Northeast Region honors as a senior and was a two-time All-Ivy selection (2005 and 2007) ... was team captain in both 2005 and 2007 ... missed the entire 2004 season with a left anterior cruciate ligament injury, and all but two games of the 2006 season with right ACL tear.

**CANADA NATIONAL TEAM:** Entered Canada's National Team program in 1999 at the Under-16 level ... was a member of Canada's 2005 Under-20 World Cup squad ... is a current member of Canada's 2008 Olympic Team player pool.

**PERSONAL:** Has one older sister, Kristy (24) and one younger brother, Josh (10) ... graduated from Brown with a degree in history and economics.





## KHELI DUBE

Position	Forward
Height	6-1
Weight	155 lbs.
D.O.B.	August 6, 1983 (Bulawayo, Zimbabwe)
Hometown	Bulawayo, Zimbabwe
College	Coastal Carolina
Youth Club Team	Highlanders FC
Nationality	Zimbabwe
Pronunciation	kelly doo-BAY

**How Acquired:** Selected by the Revolution in the first round (eighth overall) in the 2008 MLS Supplemental Draft.

*Very quick and skillful on the ball ... a prolific goalscorer at the collegiate level ... likes to run at defenders, but is just as adept with his back to goal.*

**COLLEGE:** Was the 2007 Big South Conference Player of the Year and a NSCAA All-South Atlantic performer ... a two-time All-Big South performer and was a member of the 2006 Big South All-Tournament Team ... played two seasons at Coastal Carolina after transferring from NAIA powerhouse Lindsey Wilson ... in his four-year collegiate career, appeared in 76 games, scoring 52 goals and 25 assists, which included 16 goals and 12 assists in 26 games at Coastal Carolina ... missed the first five weeks of his senior season at Coastal Carolina with an injury, but still scored 11 goals.

**ZIMBABWE NATIONAL TEAM:** Is a former member of Zimbabwe's Under-17, Under-20 and Under-23 teams ... played in Olympic Qualifiers for Zimbabwe ahead of the 2004 Olympics.

**PERSONAL:** Full name: Mkhokheli Dube, but goes by Kheli ... married his wife Senzile in 2006 ... son of Pauline Dube and is the third of her six children, who all still live in Zimbabwe ... majored in communications at Coastal Carolina ... also played tennis as a child.



## JOE GERMANESE

Position	Midfielder
Height	5-10
Weight	165 lbs.
D.O.B.	June 4, 1985 (St. Louis, Mo.)
Hometown	St. Louis, Mo.
College	Duke
Youth Club Team	Scott Gallagher
Pronunciation	ger-man-EESE

**How Acquired:** Selected by the Revolution in the second round (27th overall) of the 2008 MLS SuperDraft.

*A natural outside midfielder with great speed and a steady right touch who can also step inside in more of an attacking midfielder role ... also a strong defender on the ball, Germanese has the ability to close quickly and mark like an outside back ... is expected to join the Revolution in May after finishing final his degree requirements and graduating from Duke.*

**COLLEGE:** Spent his final two collegiate seasons at national power Duke after transferring from Vanderbilt after his sophomore season ... appeared in 40 games for the Blue Devils, starting 38, while scoring seven goals and adding 13 assists ... including his two seasons at Vanderbilt, appeared in 76 career games with 64 starts, and scored 18 career goals and recorded 22 career assists ... voted to the ESPN The Magazine Academic All-America Team (second team) in 2007 and also earned NSCAA All-South honors as a senior ... a member of the 2006 All-ACC Tournament Team as the Blue Devils won both the ACC regular-season and tournament titles ... at Vanderbilt, was an All-Missouri Valley Conference selection as a sophomore in 2005 after garnering MVC freshman of the year accolades one year earlier in 2004.

**PERSONAL:** Son of Vince and Jenni Germanese ... has one older brother, Jim, and a twin sister, Jessica ... attended the same high school - St. Louis University High School - as Revs forward Taylor Twellman ... at Duke, majored in economics with certificates in markets and management ... a member of the Dean's List every year in college ... also played basketball, golf, roller hockey, baseball growing up ... lists "Las Vegas" as his favorite vacation spot, and "Green Street Hooligans" as his favorite movie.





## SAIDI ISAACS

Position	Forward
Height	5-8
Weight	160 lbs.
D.O.B.	Oct. 6, 1983 (Eldoret, Kenya)
Hometown	Eldoret, Kenya
College	Winthrop
Nationality	Kenya
Pronunciation	sigh-EE-dee

**How Acquired:** Selected by the Revolution in the third round (41st overall) in the 2008 MLS Supplemental Draft.

*A very quick player with great pace ... has excellent endurance ... plans to join the team in May after his graduation from Winthrop.*

**COLLEGE:** Played three seasons at Winthrop after transferring from Park University (NAIA) after his freshman season ... appeared in 83 career games, scoring 82 goals with 21 assists, including 59 appearances with 46 goals and 16 assists while at Winthrop ... the 2006 Big South Player of the Year ... a two-time NSCAA All-South Atlantic Region honoree (2006, 2007) and a three-time All-Big South performer (2005, 2006, 2007) ... named to the 2007 Hermann Trophy Watch List prior to his senior season ... at Park, earned NAIA All-American honors as a freshman (2004).

**KENYA NATIONAL TEAM:** A former member of Kenya's youth national teams ... scored a goal against South Africa's Under-23 squad in 2004.

**PERSONAL:** Son of Maakai Giro and Ibrahim Issac. ... is one of nine children, with four brothers and four sisters ... played volleyball and ran track growing up ... at Winthrop, majored in business marketing.



## CHRIS TIERNEY

Position	Midfielder
Height	6-0
Weight	180 lbs.
D.O.B.	January 9, 1986 (Boston, Mass.)
Hometown	Wellesley, Mass.
College	Virginia
Youth Club Team	Boston Bolts
Pronunciation	TEAR-nee

**How Acquired:** Selected by the Revolution in the second round (13th overall) of the 2008 MLS Supplemental Draft.

*A left-footed player ... a good crosser of the ball, especially from out wide on the flank ... steady on set pieces, especially free kicks ... has good pace ... is an opportunistic goal scorer ... plans to join the team in May after graduating from Virginia.*

**COLLEGE:** Appeared in 79 games with the Cavaliers, starting 38, and scoring 11 goals and adding 16 assists in his four-year career ... as a senior, scored a career-high seven goals, and assisted on seven more ... voted to the 2007 ACC All-Tournament Team ... helped the Cavs advance to the NCAA College Cup in 2006 for the first time since 1997.

**PERSONAL:** Son of Cathy and Sandy Tierney ... has a brother, Alexander, and a sister, Caitlin ... enjoys skiing ... a psychology major at Virginia ... played his prep soccer at Noble & Greenough in Dedham, Mass.





## MICHAEL VIDEIRA

Position	Midfielder
Height	5-10
Weight	170 lbs.
D.O.B.	Jan. 6, 1986 (Milford, Mass.)
Hometown	Milford, Mass.
College	Duke
Youth Club Team	Boston Bolts
Pronunciation	vid-EAR-ah
<b>How Acquired:</b> Selected by the Revolution in the second round (18th overall) of the 2008 MLS SuperDraft.	

*A creative attacking midfielder with strong defensive skills, Videira intends to pursue international playing opportunities this summer ... very technical on the ball ... makes tremendous contribution away from the ball ... a player with extensive experience with the U.S. youth national teams, Videira is the top-rated prospects to come out of Massachusetts in many years.*

**COLLEGE:** A four-year starter, Videira played in 80 career games, starting 78 at Duke... scored 17 goals and added 34 assists and finished his career tied for seventh in career assists ... a three-time semifinalist for the Missouri Athletic Club's Hermann Trophy (2005, 2006, 2007) ... an NSCAA All-American in both 2006 and 2007 ... was a four-time All-ACC selection and four-time NSCAA All-South honoree ... voted the All-ACC Tournament MVP as a junior ... was *Soccer America's* national freshman of the year in 2004 ... missed time during his senior season with injuries, but still earned All-America honors.

**U.S. NATIONAL TEAM:** Is a former member of the Under-14, Under-18 and Under-20 Teams ... made four appearances and two starts at the Croix International Tournament in Spain with the U-18 team in 2003, scoring one goal ... played in both the 2003 and 2005 Milk Cups with the Under-20s.

**PERSONAL:** Son of Amilcar and Connie Videira ... has an older sister, Melissa ... holds a Portuguese passport ... played his high school soccer at Noble & Greenough School where he was a *Parade* and McDonald's high school All-American and the Gatorade Massachusetts Player of the Year as a junior ... was a member of the Greater Boston Bolts club team where he played for Revs assistant coach Paul Mariner ... was only the third player in Duke soccer history to earn All-America and Academic All-America honors in the same season, joining former Blue Devils assistant coach Mike Jeffries and current Rev defender Jay Heaps ... graduated from Duke in three-and-a-half years with a degree in sociology and a certificate in markets and management.



## SPENCER WADSWORTH

Position	Midfielder/Forward
Height	5-8
Weight	165 lbs.
D.O.B.	May 10, 1986(Houston, Texas)
Hometown	Dallas, Texas
College	Duke
Youth Club Team	Dallas Texans
<b>How Acquired:</b> Selected by the Revolution in the fourth round (55th overall) of the 2008 MLS SuperDraft.	

*A natural forward, Wadsworth has also seen great success dropping back into the midfield in an attacking role ... a savvy playmaker, has a keen sense of players' positions on the field, especially in the attacking third ... is a strong finisher, but also involves his teammates in the game as evidenced by his ability to distribute and his resulting goals ... is a factor on set pieces with strong service on both corner kicks and free kicks.*

**COLLEGE:** A four-year starter at Duke, Wadsworth saw his time in the starting lineup limited as a senior after off-season microfracture surgery on his right ankle ... appeared in 86 games, starting 66 during his collegiate career ... scored 25 goals and added 34 assists ... left the program tied for seventh in career assists ... was an NSCAA All-South and All-ACC selection as a junior after leading the nation in assists (14) and was second in assists per game (.609) ... a two-time ACC All-Tournament Team selection, helping the Blue Devils win back-to-back titles in 2005 and 2006 ... made an immediate impact on the college scene, finishing second on Duke's squad in scoring as a freshman (eight goals, 10 assists).

**PERSONAL:** Son of Mike and Becky Wadsworth ... majored in sociology with certificates in markets and management, graduating Duke in three-and-a-half years ... was a McDonald's All-American at Plano West High School as a senior ... also played basketball and football in high school, and also competed in track.





**We're proud to support those  
who succeed on their own terms.**

Go for the goal and give it all you've got. Bank of America is proud to be the Official Bank of the New England Revolution™

Visit us at [www.bankofamerica.com](http://www.bankofamerica.com).

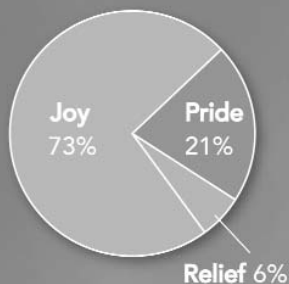
**Bank of America**



New England Revolution trademarks, including the Revolution logo, are the property of Major League Soccer L.L.C.

Bank of America, N.A. Member FDIC. ©2008 Bank of America Corporation.  
Equal Housing Lender SPT-125

Today's Return  
on Your Investment:



Fidelity is the official  
financial services  
provider of the  
New England Revolution.



Smart move.®

1.800.FIDELITY | [Fidelity.com](http://Fidelity.com)



NEW ENGLAND REVOLUTION

REVUS-02



PRIDE AND PASSION

# TEAM HISTORY



## YEAR-BY-YEAR RESULTS

Year	Overall	Home	Away	Pts.	PPG	Conf. Finish	GF	GPG	GA	GAPG	Shoot Out	OT	vs. East	vs. Non-Conf.*	Postseason Record	Postseason Finish
1996	15-17	10-6	5-11	33	1.03	Fifth	43	1.34	56	1.75	6-2		7-9	8-8	DNP	DNP
1997	15-17	11-5	4-12	37	1.16	Fourth	40	1.25	53	1.65	4-4		5-11	10-6	0-1	Conf. Semifinals
1998	11-21	6-10	5-11	29	0.90	Sixth	53	1.65	66	2.06	2-4		8-12	3-9	DNP	DNP
1999	12-20	6-10	6-10	26	0.81	Fifth	38	1.18	53	1.65	5-7		9-11	3-9	DNP	DNP
2000	13-13-6	9-4-3	4-9-3	45	1.40	Second	47	1.46	49	1.53	1-2-5		5-5-2	8-8-4	1-2	Conf. Semifinals
2001	7-14-6	6-5-2	1-9-4	27	1.00	Third	35	1.29	52	1.92	1-0-6		1-8-2	6-6-4	DNP	DNP
2002	12-14-2	7-7-0	5-7-2	38	1.35	First	49	1.75	49	1.75	0-1-2		7-7-2	5-7-0	3-2-2	MLS Cup Runner-Up
2003	12-9-9	7-4-4	5-5-5	45	1.50	Second	55	1.83	47	1.56	2-1-9		7-4-4	5-5-5	2-1-1	Conference Finals
2004	8-13-9	6-6-3	2-7-6	33	1.10	Fourth	42	1.40	43	1.43			3-5-6	5-8-3	1-1-1	Conference Finals
2005	17-7-8	11-2-3	6-5-5	59	1.84	First	55	1.48	37	1.15			9-5-4	8-2-4	2-2-0	MLS Cup Runner-Up
2006	12-8-12	8-3-5	4-5-7	48	1.50	Second	39	1.21	35	1.09			7-5-8	5-3-4	2-1-1	MLS Cup Runner-Up
2007	14-8-8	8-3-4	6-5-4	50	1.67	Second	51	1.70	43	1.43			7-6-5	7-2-3	2-1-1	MLS Cup Runner-Up
TOTALS	136-161-40	95-65-24	53-96-36	470	1.31		547	1.53	583	1.63	17-17	4-4-22	75-88-33	69-73-27	13-11-6	

MLS utilized a two-conference alignment (East and West) in 1996-199 and 2002-present. In 2000 and 2001, the League used a three-conference alignment (East, Central and West).



## 2007 RESULTS

DATE	OPPONENT	RESULT	SCORE	NOTES	ATT.	W-L-T	POS.	PTS
04/07/2007	at Chicago Fire	L	0-1		15,353	0-1-0	T4	0
04/14/2007	TORONTO FC	W	4-0		18,184	1-1-0	T1	3
04/19/2007	at Columbus Crew	T	2-2		13,290	1-1-1	T1	4
04/29/2007	at FC Dallas	W	1-0		9,165	2-1-1	4	7
05/03/2007	at D.C. United	T	1-1		12,908	2-1-2	4	8
05/06/2007	CHICAGO FIRE	W	3-1		9,508	3-1-2	T2	11
05/12/2007	at Los Angeles Galaxy	W	3-2		22,715	4-1-2	1	14
05/19/2007	at Houston Dynamo	W	1-0		18,232	5-1-2	1	17
05/26/2007	KANSAS CITY WIZARDS	L	3-4		13,156	5-2-2	T1	17
06/02/2007	REAL SALT LAKE	T	0-0		16,864	5-2-3	2	18
06/16/2007	COLUMBUS CREW	T	3-3		22,412	5-2-4	3	19
06/23/2007	TORONTO FC	W	3-0		10,114	6-2-4	1	22
06/30/2007	at Chivas USA	L	0-2		9,028	6-3-4	1	22
07/07/2007	CHIVAS USA	T	1-1		13,266	6-3-5	T1	23
07/14/2007	at New York Red Bulls	W	1-0		13,819	7-3-5	1	26
07/22/2007	HOUSTON DYNAMO	T	3-3		14,606	7-3-6	T1	27
07/28/2007	at Real Salt Lake	W	2-1		13,193	8-3-6	1	30
08/02/2007	KANSAS CITY WIZARDS	W	2-0		12,915	9-3-6	1	33
08/05/2007	D.C. UNITED	L	0-3		12,618	9-4-6	1	33
08/12/2007	LOS ANGELES GALAXY	W	1-0		35,402	10-4-6	1	36
08/16/2007	at Colorado Rapids	L	0-3		10,677	10-5-6	1	36
08/19/2007	at Kansas City Wizards	W	1-0		9,035	11-5-6	1	39
08/25/2007	NEW YORK RED BULLS	W	2-1		16,017	12-5-6	1	42
09/09/2007	at D.C. United	L	2-4		18,918	12-6-6	2	42
09/15/2007	FC DALLAS	W	4-2		15,289	13-6-6	2	45
09/22/2007	at New York Red Bulls	T	2-2		16,823	13-6-7	2	46
09/29/2007	COLORADO RAPIDS	W	1-0		19,166	14-6-7	2	49
10/06/2007	at Chicago Fire	L	1-2		20,014	14-7-7	2	49
10/13/2007	COLUMBUS CREW	L	2-3		22,295	14-8-7	2	49
10/20/2007	at Toronto FC	T	2-2		20,374	14-8-8	2	50

### MLS CUP PLAYOFFS

DATE	OPPONENT	RESULT	SCORE	NOTES	ATT.	ROUND	GAME
10/27/2007	at New York Red Bulls	T	0-0		14,165	EC Semifinals	1
11/03/2007	NEW YORK RED BULLS	W	1-0		10,116	EC Semifinals	2
11/08/2007	CHICAGO FIRE	W	1-0		10,317	EC Championship	
11/18/2007	vs. Houston Dynamo	L	1-2		39,859	MLS Cup	

### U.S. OPEN CUP

DATE	OPPONENT	RESULT	SCORE	NOTES	ROUND
07/10/2007	at Rochester Rhinos	W	4-2		Third Round
08/08/2007	HARRISBURG CITY ISLANDERS	W	2-1		Quarterfinals
09/04/2007	CAROLINA RAILHAWKS	W	2-1	OT	Semifinals (New Britain, CT)
10/03/2007	at FC Dallas	W	3-2		Championship

### COACH

COACH	W	L	T	PCT.
Steve Nicol	14	8	8	.600



## 2007 STATISTICS

UNF	POS	PLAYER	GP	GS	MIN	G	A	SHT	SOG	FC	FS	OFF	CK	C	E
20	FWD	Taylor Twellman	26	25	2283	16	3	90	55	13	41	21	0	2	0
11	FWD	Pat Noonan	27	21	1738	7	4	42	24	12	41	32	2	2	0
25	MID	Andy Dorman	30	27	2269	7	2	48	27	28	18	4	28	5	0
14	MID	Steve Ralston	26	26	2337	4	14	33	18	16	29	3	130	1	0
21	MID	Shalrie Joseph	27	27	2366	4	5	42	14	55	52	5	1	4	1
7	FWD	Adam Cristman	28	14	1421	4	4	40	16	41	51	10	0	1	0
13	MID	Jeff Larentowicz	28	28	2455	3	4	28	9	61	30	0	0	5	0
18	MID	Khano Smith	29	26	2216	2	6	36	12	42	41	5	1	4	0
6	DEF	Jay Heaps	28	28	2475	1	0	16	8	31	37	1	0	5	0
15	DEF	Michael Parkhurst	25	25	2197	1	0	1	1	5	10	0	0	0	0
27	MID	Wells Thompson	27	11	1217	1	0	16	7	26	36	2	0	6	0
4	DEF	Avery John	19	18	1559	0	1	2	1	25	22	0	0	4	0
1	GK	Matt Reis	30	30	2700	0	1	0	0	1	8	0	0	2	0
26	MID	Bryan Byrne	1	0	19	0	0	0	0	1	1	0	0	1	0
17	DEF	Gary Flood	5	2	197	0	0	0	0	1	0	0	0	0	0
8	DEF	Joe Franchino	3	0	57	0	0	0	0	0	0	0	0	0	0
32	MID	Arsene Oka	1	0	10	0	0	0	0	0	0	0	0	0	0
16	D/M	James Riley	26	22	2131	0	0	4	1	22	17	0	0	4	0
29	MID	Abdoulie Mansally	1	0	14	0	0	0	0	1	1	0	0	1	0
31	MID	Sainey Nyassi	1	0	8	0	0	0	0	0	0	0	0	0	0
Own Goals received						1									
TEAM TOTALS			30	30	2700	51	44	398	193	381	461	83	162	47	1
OPPONENT TOTALS			30	30	2700	43	43	359	169	461	381	96	136	66	4

**GAME-WINNING GOALS:** Taylor Twellman 5, Andy Dorman 2, Steve Ralston 2, Pat Noonan 1, Jeff Larentowicz 1, Shalrie Joseph 1, Khano Smith 1

**GAME-WINNING ASSISTS:** Shalrie Joseph 4, Khano Smith 3, Steve Ralston 2, Taylor Twellman 1, Pat Noonan 1, Jeff Larentowicz 1, Adam Cristman 1

**PENALTY KICK GOALS/ATTEMPTS:** Shalrie Joseph 3-4

UNF	POS	GOALKEEPER	GP	GS	MIN	SHT	SV	GA	GAA	PG	PA	W	L	T	SO
1	GK	Matt Reis	30	30	2700	169	120	43	1.43	3	3	14	8	8	10
TEAM TOTALS			30	30	2700	169	120	43	1.43	3	3	14	8	8	10
OPPONENT TOTALS			30	30	2700	193	136	51	1.70	3	4	8	14	8	5



## 2007 LINEUPS

### @ CHICAGO FIRE

L, 0-1 April 7, 2007  
 GK Reis  
 D John  
 D Riley  
 D Heaps  
 M Thompson  
 M Flood (Oka 80)  
 M Larentowicz  
 M Ralston ©  
 M Dorman  
 F Cristman (Noonan 71)  
 F Twellman

### VS. CHICAGO FIRE

W, 3-1 May 6, 2007  
 GK Reis  
 D John (Franchino 66)  
 D Riley  
 D Heaps  
 M Smith  
 M Parkhurst  
 M Larentowicz  
 M Ralston ©  
 M Dorman (Thompson 66)  
 F Cristman  
 F Twellman

### VS. COLUMBUS CREW

T, 3-3 June 16, 2007  
 GK Reis ©  
 D John  
 D Riley  
 D Heaps  
 M Smith  
 M Larentowicz  
 M Joseph  
 M Thompson  
 M Dorman  
 F Noonan  
 F Cristman

### VS. HOUSTON DYNAMO

T, 3-3 July 22, 2007  
 GK Reis  
 D Riley  
 D Parkhurst  
 D Heaps  
 M Smith (Thompson 46)  
 M Larentowicz  
 M Joseph  
 M Ralston ©  
 M Dorman  
 F Noonan (Cristman 71)  
 F Twellman

### @ COLORADO RAPIDS

L, 0-3 August 16, 2007  
 GK Reis ©  
 D John  
 D Parkhurst  
 D Heaps  
 M Smith  
 M Larentowicz (Flood 87)  
 M Joseph  
 M Thompson (Riley 46)  
 M Dorman  
 F Noonan (Cristman 26)  
 F Twellman

### @ NEW YORK RED BULLS

T, 2-2 September 22, 2007  
 GK Reis  
 D John  
 D Parkhurst  
 D Heaps  
 M Smith  
 M Larentowicz  
 M Joseph  
 M Dorman (Riley 73)  
 F Noonan (Cristman 60)  
 F Twellman (Thompson 92+)

### VS. TORONTO FC

W, 4-0 April 14, 2007  
 GK Reis  
 D John  
 D Riley  
 D Heaps  
 M Smith (Thompson 69)  
 M Joseph (Flood 87)  
 M Larentowicz  
 M Ralston ©  
 M Dorman  
 F Cristman (Noonan 69)  
 F Twellman

### @ LOS ANGELES GALAXY

W, 3-2 May 12, 2007  
 GK Reis  
 D Heaps  
 D Parkhurst  
 D Riley  
 M Smith  
 M Joseph  
 M Larentowicz  
 M Ralston ©  
 M Dorman  
 F Cristman (Noonan 72)  
 F Twellman

### VS. TORONTO FC

W, 3-0 June 23, 2007  
 GK Reis ©  
 D John  
 D Riley  
 D Heaps  
 M Smith  
 M Joseph  
 M Larentowicz (Flood 46)  
 M Thompson  
 M Dorman  
 F Cristman  
 F Noonan

### @ REAL SALT LAKE

W, 2-1 July 28, 2007  
 GK Reis  
 D Riley  
 D Parkhurst  
 D Heaps  
 M Thompson (Smith 59)  
 M Larentowicz  
 M Joseph  
 M Ralston ©  
 M Dorman  
 F Noonan  
 F Twellman

### @ KANSAS CITY WIZARDS

W, 1-0 August 19, 2007  
 GK Reis ©  
 D John  
 D Parkhurst  
 D Heaps (Riley 45)  
 M Smith  
 M Larentowicz  
 M Joseph  
 M Thompson  
 M Dorman  
 F Cristman  
 F Twellman

### VS. COLORADO RAPIDS

W, 1-0 September 29, 2007  
 GK Reis  
 D Riley  
 D Parkhurst  
 D Heaps  
 M Smith  
 M Larentowicz  
 M Joseph  
 M Ralston ©  
 M Dorman (Thompson 75)  
 F Cristman  
 F Noonan

### @ COLUMBUS CREW

T, 2-2 April 19, 2007  
 GK Reis  
 D John  
 D Riley  
 D Heaps  
 M Smith (Thompson 60)  
 M Joseph  
 M Larentowicz  
 M Ralston ©  
 M Dorman  
 F Cristman (Noonan 66)  
 F Twellman

### @ HOUSTON DYNAMO

W, 1-0 May 19, 2007  
 GK Reis  
 D Heaps  
 D Parkhurst  
 D Riley  
 M Smith  
 M Joseph (Franchino 59)  
 M Larentowicz  
 M Ralston ©  
 M Dorman (Thompson 46)  
 F Cristman (Noonan 76)  
 F Twellman

### @ CHIVAS USA

L, 0-2 June 30, 2007  
 GK Reis  
 D John  
 D Riley  
 D Heaps  
 M Thompson  
 M Parkhurst  
 M Flood (Smith 67)  
 M Ralston ©  
 M Dorman  
 F Cristman  
 F Noonan

### VS. KANSAS CITY WIZARDS

W, 2-0 August 2, 2007  
 GK Reis  
 D John  
 D Parkhurst  
 D Heaps  
 M Smith  
 M Larentowicz  
 M Joseph  
 M Ralston ©  
 M Dorman (Thompson 79)  
 F Noonan (Cristman 85)  
 F Twellman

### VS. NEW YORK RED BULLS

W, 2-1 August 25, 2007  
 GK Reis  
 D John  
 D Parkhurst  
 D Riley  
 M Smith (Thompson 60)  
 M Larentowicz  
 M Joseph  
 M Ralston ©  
 M Dorman  
 F Cristman  
 F Twellman

### @ CHICAGO FIRE

L, 1-2 October 6, 2007  
 GK Reis  
 D Riley  
 D Parkhurst  
 D Heaps  
 M Smith  
 M Larentowicz  
 M Joseph  
 M Thompson (Dorman 74)  
 M Ralston ©  
 F Noonan (Mansally 76)  
 F Twellman

### @ FC DALLAS

W, 1-0 April 29, 2007  
 GK Reis  
 D John (Riley 46)  
 D Parkhurst  
 D Heaps  
 M Smith (Thompson 73)  
 M Joseph  
 M Larentowicz  
 M Ralston ©  
 M Dorman  
 F Noonan (Cristman 61)  
 F Twellman

### VS. KANSAS CITY WIZARDS

L, 3-4 May 26, 2007  
 GK Reis  
 D Heaps  
 D Parkhurst  
 D Riley  
 M Smith  
 M Joseph  
 M Larentowicz  
 M Ralston ©  
 M Dorman (Thompson 57)  
 F Noonan (Cristman 62)  
 F Twellman

### VS. CHIVAS USA

T, 1-1 July 8, 2007  
 GK Reis  
 D John (Smith 46)  
 D Riley  
 D Heaps  
 M Ralston ©  
 M Parkhurst  
 M Joseph  
 M Thompson  
 M Dorman  
 F Cristman (Twellman 56)  
 F Noonan

### VS. D.C. UNITED

L, 0-3 August 5, 2007  
 GK Reis  
 D Riley  
 D Parkhurst (John 37)  
 D Heaps  
 M Smith  
 M Larentowicz (Thompson 72)  
 M Joseph  
 M Ralston ©  
 M Dorman (Cristman 46)  
 F Noonan  
 F Twellman

### @ D.C. UNITED

L, 2-4 September 9, 2007  
 GK Reis  
 D John  
 D Parkhurst  
 D Heaps  
 M Smith (Thompson 70)  
 M Larentowicz  
 M Joseph  
 M Ralston ©  
 M Dorman (Nyassi 82)  
 F Noonan (Cristman 62)  
 F Twellman

### VS. COLUMBUS CREW

L, 2-3 October 13, 2007  
 GK Reis  
 D Riley  
 D Parkhurst  
 D Heaps  
 M Smith (Cristman 77)  
 M Larentowicz  
 M Joseph  
 M Thompson (Dorman 82)  
 M Ralston ©  
 F Noonan  
 F Twellman

### @ D.C. UNITED

T, 1-1 May 3, 2007  
 GK Reis  
 D Riley  
 D Parkhurst  
 D Heaps  
 M Smith  
 M Joseph  
 M Larentowicz  
 M Ralston ©  
 M Dorman  
 F Noonan (Cristman 58; Franchino 87)  
 F Twellman

### VS. REAL SALT LAKE

T, 0-0 June 2, 2007  
 GK Reis  
 D Heaps  
 D Parkhurst  
 D Riley  
 M Smith (Byrne 71)  
 M Joseph  
 M Larentowicz  
 M Ralston ©  
 M Dorman (Thompson 63)  
 F Cristman (Noonan 63)  
 F Twellman

### @ NEW YORK RED BULLS

W, 1-0 July 14, 2007  
 GK Reis  
 D Riley  
 D Parkhurst  
 D Heaps  
 M Smith (Thompson 67)  
 M Larentowicz  
 M Joseph  
 M Ralston ©  
 M Dorman  
 F Noonan (Cristman 78)  
 F Twellman

### VS. LOS ANGELES GALAXY

W, 1-0 August 12, 2007  
 GK Reis  
 D John  
 D Parkhurst  
 D Heaps  
 M Smith (Thompson 84)  
 M Larentowicz  
 M Joseph  
 M Ralston © (Cristman 87)  
 M Dorman  
 F Noonan  
 F Twellman

### VS. FC DALLAS

W, 4-2 September 15, 2007  
 GK Reis  
 D John  
 D Parkhurst  
 D Riley  
 M Smith  
 M Larentowicz  
 M Joseph  
 M Ralston ©  
 M Dorman  
 F Noonan (Cristman 79)  
 F Twellman

### @ TORONTO FC

T, 2-2 October 20, 2007  
 GK Reis  
 D John  
 D Parkhurst  
 D Heaps  
 M Smith (Riley 84)  
 M Larentowicz  
 M Joseph  
 M Thompson (Dorman 51)  
 M Ralston ©  
 F Noonan (Cristman 88)  
 F Twellman



## 2007 BOX SCORES

### New England Revolution 0 at Chicago Fire 1

April 7 at Toyota Park (Bridgeview, Ill.)

Att: 15,353

Scoring – NE – None

CHI – Pause (Mapp, Rolfe) 4

	Shots	Saves	Fouls	Offsides	Corners
NE	18	5	8	1	4
CHI	11	5	14	1	0

### Toronto FC 0 at New England Revolution 4

April 14 at Gillette Stadium (Foxborough, Mass.)

Att: 15,353

Scoring – TFC – None

NE – Twellman (Cristman) 12, Twellman (Ralston) 18, Joseph (penalty kick) 60, Dorman (Ralston, Noonan) 72

	Shots	Saves	Fouls	Offsides	Corners
TFC	10	5	18	0	6
NE	14	6	13	8	4

### New England Revolution 2 at Columbus Crew 2

April 19 at Crew Stadium (Columbus, OH.)

Att: 13, 290

Scoring – NE – Dorman (Cristman) 10, Twellman (unassisted) 38

CLB – Grabavoy (Virtuoso, Ngwenya) 8, Kamara (Hejduk, Evans) 86

	Shots	Saves	Fouls	Offsides	Corners
NE	13	3	7	3	3
CLB	13	4	17	4	8

### New England Revolution 1 at FC Dallas 0

April 29 at Pizza Hut Park (Frisco, Texas)

Att: 9,165

Scoring – NE – Twellman (Ralston) 13

FCD – None

	Shots	Saves	Fouls	Offsides	Corners
NE	14	2	15	2	2
FCD	19	6	15	1	8

### New England Revolution 1 at D.C. United 1

May 3 at RFK Stadium (Washington, D.C.)

Att: 12,908

Scoring – NE – Dorman (unassisted) 46

DC – Moreno (penalty kick) 50

	Shots	Saves	Fouls	Offsides	Corners
NE	8	9	11	0	0
DC	15	4	24	5	8

### Chicago Fire 1 at New England Revolution 3

May 6 at Gillette Stadium (Foxborough, Mass.)

Att: 9,508

Scoring – CHI – Rolfe (unassisted) 45

NE – Larentowicz (Ralston) 16, Ralston (Smith, Larentowicz) 68,

Thompson (Cristman, Ralston) 81

	Shots	Saves	Fouls	Offsides	Corners
CHI	11	3	9	3	6
NE	14	6	15	1	8

### New England Revolution 3 at Los Angeles Galaxy 2

May 12 at Home Depot Center (Carson, Calif.)

Att: 22,715

Scoring – NE – Cristman (Ralston, Dorman) 47, Twellman (unassisted)

52, Twellman (Noonan, Joseph) 85

LA – Martino (Vagenas, Donovan) 14, Marshall (Donovan) 84

	Shots	Saves	Fouls	Offsides	Corners
NE	15	4	10	1	8
LA	11	4	11	2	6

### New England Revolution 1 at Houston Dynamo

May 19 at Robertson Stadium (Houston, Texas)

Att: 18,232

Scoring – NE – Joseph (unassisted) 9

HOU – None

	Shots	Saves	Fouls	Offsides	Corners
NE	3	4	12	0	0
HOU	11	0	14	6	8

### Kansas City Wizards 4 at New England Revolution 3

May 26 at Gillette Stadium (Foxborough, Mass.)

Att: 13,156

Scoring – KC – Arnaud (Victorine) 25, KC – Johnson (Jewsbury) 26, KC

– Johnson (Arnaud) 38, KC – Johnson (Marinelli) 82

NE – Ralston (unassisted) 11, Twellman (unassisted) 23, Joseph (penalty kick) 69

	Shots	Saves	Fouls	Offsides	Corners
KC	10	4	14	4	3
NE	15	2	12	0	4

### Real Salt Lake 0 at New England Revolution 0

June 2 at Gillette Stadium (Foxborough, Mass.)

Att: 16,864

Scoring – None

	Shots	Saves	Fouls	Offsides	Corners
RSL	8	13	14	2	2
NE	23	2	10	7	11

### Columbus Crew 3 at New England Revolution 3

June 16 at Gillette Stadium (Foxborough, Mass.)

Att: 22,412

Scoring – CLB – Rogers (Grabavoy) 9, Barros Schelotto (Grabavoy,

Moreno) 46+, Moreno (Barros Schelotto, Rogers) 85

NE – Cristman (unassisted) 13, Noonan (Dorman) 17, Cristman (Noonan) 32

	Shots	Saves	Fouls	Offsides	Corners
CLB	11	5	19	2	1
NE	16	3	20	2	5

### Toronto FC 0 at New England Revolution 3

June 23 at Gillette Stadium (Foxborough, Mass.)

Att: 10,114

Scoring – TFC – None

NE – Dorman (unassisted) 13, Noonan (Larentowicz) 33, Dorman (Cristman, Smith) 81

	Shots	Saves	Fouls	Offsides	Corners
TFC	8	6	19	1	6
NE	16	6	11	6	5

### New England Revolution 0 at Chivas USA 2

June 30 at Home Depot Center (Carson, Calif.)

Att: 9,028

Scoring – NE – None

CHV – Marsch (Razov) 60, Galindo (Perez) 89

	Shots	Saves	Fouls	Offsides	Corners
NE	13	2	17	3	7
CHV	10	1	15	1	3

### Chivas USA 1 at New England Revolution 1

July 7 at Gillette Stadium (Foxborough, Mass.)

Att: 13,266

Scoring – CHV – Suarez (Zolnic) 4

NE – Dorman (Ralston) 64

	Shots	Saves	Fouls	Offsides	Corners
CHV	9	8	11	4	4
NE	20	3	11	2	8

### New England Revolution 1 at New York Red Bulls 0

July 14 at Giants Stadium (East Rutherford, N.J.)

Att: 13,819

Scoring – NE – Dorman (Joseph, Ralston) 38

NY – None

	Shots	Saves	Fouls	Offsides	Corners
NE	14	5	13	4	9
NY	12	7	20	3	3



## Houston Dynamo 3 at New England Revolution 3

July 22 at Gillette Stadium (Foxborough, Mass.) Att: 14,606

Scoring – HOU – DeRosario (Robinson) 49, Ching (Ngwenya) 60, Ching (Holden) 61

NE – Noonan (Twelman) 32, Twelman (Noonan) 51, Joseph (penalty kick) 66

	Shots	Saves	Fouls	Offsides	Corners
HOU	14	7	16	5	5
NE	17	5	11	1	5

## New England Revolution 2 at Real Salt Lake 1

July 28 at Rice-Eccles Stadium (Salt Lake City, Utah) Att: 13,193

Scoring – NE – Noonan (Twellman, Larentowicz) 38, Larentowicz (unassisted) 82

RSL – Talley (penalty kick) 72

	Shots	Saves	Fouls	Offsides	Corners
NE	12	1	17	5	6
RSL	10	3	16	3	1

## Kansas City Wizards 0 at New England Revolution 2

Aug. 2 at Gillette Stadium (Foxborough, Mass.) Att: 12,915

Scoring – KC – None

NE – Noonan (Twellman, Smith) 55, Cristman (Ralston) 91+

	Shots	Saves	Fouls	Offsides	Corners
KC	16	8	13	1	10
NE	17	5	13	7	4

## D.C. United 3 at New England Revolution 0

Aug. 5 at Gillette Stadium (Foxborough, Mass.) Att: 12,618

Scoring – DC – Gros (unassisted) 22, Emilio (Kpene, Burch) 31, Emilio (Olsen) 76

NE – None

	Shots	Saves	Fouls	Offsides	Corners
DC	11	2	24	3	5
NE	10	6	14	0	11

## Los Angeles Galaxy 0 at New England Revolution 1

Aug. 12 at Gillette Stadium (Foxborough, Mass.) Att: 35,402

Scoring – LA – None

NE – Twelman (unassisted) 55

	Shots	Saves	Fouls	Offsides	Corners
DC	17	4	10	3	7
NE	13	5	10	3	6

## New England Revolution 0 at Colorado Rapids 3

Aug. 16 at Dick's Sporting Goods Park (Commerce City, Colo.) Att: 10,677

Scoring – NE – None

COL – Kirovski (unassisted) 10, Kirovski (penalty kick) 41, Cummings (Clark) 76

	Shots	Saves	Fouls	Offsides	Corners
NE	5	4	10	2	1
COL	17	1	19	4	4

## New England Revolution 1 at Kansas City Wizards 0

Aug. 19 at Arrowhead Stadium (Kansas City, Mo.) Att: 9,035

Scoring – NE – Twelman (Smith, Joseph) 72

KC – None

	Shots	Saves	Fouls	Offsides	Corners
NE	11	1	16	4	7
KC	6	3	13	8	3

## New York Red Bulls 1 at New England Revolution 2

Aug. 25 at Gillette Stadium (Foxborough, Mass.) Att: 16,017

Scoring – NY – Allidore (Angel) 30

NE – Twelman (Reis) 46, Own Goal (Mendes) 80

	Shots	Saves	Fouls	Offsides	Corners
NY	8	4	12	4	0
NE	12	4	17	5	7

## New England Revolution 2 at D.C. United 4

Sept. 9 at RFK Stadium (Washington, D.C.) Att: 18,918

Scoring – NE – Twelman (Smith, John) 45, Heaps (unassisted) 54

DC – Fred (Moreno) 31, Moreno (unassisted) 59, Emilio (Gomez, Olsen) 67, Emilio (B. Carroll) 83

	Shots	Saves	Fouls	Offsides	Corners
NE	10	4	5	4	5
DC	15	2	20	5	3

## FC Dallas 2 at New England Revolution 4

Sept. 15 at Gillette Stadium (Foxborough, Mass.) Att: 15,289

Scoring – FCD – Ruiz (McCarthy) 35, FCD – Ruiz (Oduro) 84

NE – Noonan (Smith, Ralston) 29, Noonan (Ralston, Larentowicz) 65, Ralston (unassisted) 78, Smith (unassisted) 90

	Shots	Saves	Fouls	Offsides	Corners
FCD	10	5	7	4	5
NE	13	3	17	3	5

## New England Revolution 2 at New York Red Bulls 2

Sept. 22 at Giants Stadium (East Rutherford, N.J.) Att: 16,823

Scoring – NE – Twelman (Ralston) 22, Twelman (unassisted) 70

NY – Doe (Richards) 37, Angel (Doe, van den Bergh) 84

	Shots	Saves	Fouls	Offsides	Corners
NE	12	6	15	2	3
NY	21	2	13	6	6

## Colorado Rapids 0 at New England Revolution 1

Sept. 29 at Gillette Stadium (Foxborough, Mass.) Att: 19,166

Scoring – COL – None

NE – Smith (Joseph) 88

	Shots	Saves	Fouls	Offsides	Corners
COL	9	7	12	4	2
NE	16	3	12	4	7

## New England Revolution 1 at Chicago Fire 2

Oct. 6 at Toyota Park (Bridgeview, Ill.) Att: 20,014

Scoring – NE – Larentowicz (unassisted) 24

CHI – Rolfe (Barrett) 46+, Barrett (unassisted) 60

	Shots	Saves	Fouls	Offsides	Corners
NE	11	5	8	1	8
CHI	13	2	13	1	6

## Columbus Crew 3 at New England Revolution 2

Oct. 13 at Gillette Stadium (Foxborough, Mass.) Att: 22,295

Scoring – CLB – Gaven (unassisted) 61, Miglioranz (Gaven) 77,

Schelotto (Miglioranz) 86

NE – Twelman (Ralston) 26, Ralston (Joseph) 83

	Shots	Saves	Fouls	Offsides	Corners
CLB	13	6	20	2	1
NE	14	4	20	1	5

## New England Revolution 2 at Toronto FC 2

Oct. 20 at BMO Field (Toronto, Ontario) Att: 20,374

Scoring – NE – Parkhurst (unassisted) 47+, Twelman (Ralston) 47

TFC – Samuel (unassisted) 59, Dichio (Robinson) 92+

	Shots	Saves	Fouls	Offsides	Corners
NE	8	4	9	4	7
TFC	10	3	17	3	3



## 2007 MLS CUP PLAYOFFS

EAST. CONF. SEMIS - GM. 1  
 @ NEW YORK RED BULLS  
 T, 0-0 October 27, 2007  
 GK Reis  
 D John  
 D Parkhurst  
 D Heaps  
 M Smith  
 M Joseph  
 M Larentowicz  
 M Thompson (Riley 89)  
 M Ralston  
 F Noonan (Cristman 87)  
 F Twellman

EAST. CONF. SEMIS - GM. 2  
 VS. NEW YORK RED BULLS  
 W, 1-0 November 4, 2007  
 GK Reis  
 D John  
 D Parkhurst  
 D Heaps  
 M Smith  
 M Joseph  
 M Larentowicz  
 M Thompson (Riley 85)  
 M Ralston  
 F Noonan (Cristman 75)  
 F Twellman

EAST. CONF. CHAMPIONSHIP  
 VS. CHICAGO FIRE  
 W, 1-0 November 8, 2007  
 GK Reis  
 D John  
 D Parkhurst  
 D Heaps  
 M Smith  
 M Joseph  
 M Larentowicz  
 M Thompson (Riley 82)  
 M Ralston  
 F Noonan (Cristman 86)  
 F Twellman

MLS CUP 2006  
 VS. HOUSTON DYNAMO  
 L, 1-2 November 18, 2007  
 GK Reis  
 D John  
 D Parkhurst  
 D Heaps  
 M Smith  
 M Joseph  
 M Larentowicz  
 M Thompson  
 M Ralston (Dorman 80)  
 F Noonan  
 F Twellman

### STATISTICS

UNF	POS	PLAYER	GP	GS	MIN	G	A	SHT	SOG	FC	FS	OFF	CK	C	E
20	FWD	Taylor Twellman	4	4	360	3	0	20	10	5	8	2	0	1	0
21	MID	Shalrie Joseph	4	4	360	0	2	2	0	9	8	0	0	1	0
14	MID	Steve Ralston	4	4	360	0	2	3	0	3	2	0	16	0	0
27	MID	Wells Thompson	4	4	345	0	1	2	1	5	8	0	0	1	0
7	FWD	Adam Cristman	3	0	22	0	0	3	1	1	0	0	0	0	0
25	MID	Andy Dorman	1	0	12	0	0	2	2	0	0	0	1	0	0
6	DEF	Jay Heaps	4	4	360	0	0	1	1	4	5	0	0	0	0
4	DEF	Avery John	4	4	360	0	0	1	1	6	4	0	0	1	0
31	M/D	Jeff Larentowicz	4	4	360	0	0	4	2	10	4	0	0	1	0
17	FWD	Pat Noonan	4	4	338	0	0	10	4	4	3	2	0	0	0
15	DEF	Michael Parkhurst	4	4	360	0	0	0	0	3	1	0	0	1	0
1	GK	Matt Reis	4	4	360	0	0	0	0	0	2	0	0	0	0
16	D/M	James Riley	3	0	15	0	0	0	0	0	0	0	0	0	0
18	M/F	Khano Smith	4	4	360	0	0	2	1	5	3	1	0	2	0
TEAM TOTALS			4	4	360	3	5	50	23	55	51	5	17	8	0
OPPONENT TOTALS			4	4	360	2	3	58	27	51	55	9	25	3	0

GAME-WINNING GOALS: Taylor Twellman 2

GAME-WINNING ASSISTS: Shalrie Joseph 1, Steve Ralston 1, Wells Thompson 1

PENALTY KICK GOALS/ATTEMPTS: None

UNF	POS	GOALKEEPER	GP	GS	MIN	SHTS	SV	GA	GAA	PG	PA	W	L	T	SO
1	GK	Matt Reis	4	4	360	27	24	2	0.50	0	0	2	1	1	3
TEAM TOTALS			4	4	360	27	24	2	0.50	0	0	2	1	1	3
OPPONENT TOTALS			4	4	360	23	20	3	0.75	0	0	1	2	1	1

### BOX SCORES

#### EASTERN CONFERENCE SEMIFINAL SERIES, GAME 1

New England Revolution 0 at New York Red Bulls 0

October 27 at Giants Stadium (East Rutherford, N.J.)

Att: 14,165

Scoring - None

	Shots	Saves	Fouls	Offsides	Corners
NE	8	5	14	2	6
NYRB	13	3	14	3	

#### EASTERN CONFERENCE SEMIFINAL SERIES, GAME 2

New York Red Bulls 0 at New England Revolution 1

November 3 at Gillette Stadium (Foxborough, Mass.)

Att: 10,116

Scoring - NYRB - None

NE - Twellman (Ralston, Joseph) 64

	Shots	Saves	Fouls	Offsides	Corners
NYRB	13	5	11	1	12
NE	10	4	15	0	4

#### EASTERN CONFERENCE CHAMPIONSHIP

Chicago Fire 0 at New England Revolution 1

November 8 at Gillette Stadium (Foxborough, Mass.)

Att: 10,317

Scoring - CHI - None

NE - Twellman (Thompson) 38

	Shots	Saves	Fouls	Offsides	Corners
CHI	18	5	11	4	7
NE	18	10	11	2	3

#### MLS CUP 2007

New England Revolution 1 vs. Houston Dynamo 2

November 18 at RFK Stadium (Washington, D.C.)

Att: 39,859

Scoring - NE - Twellman (Ralston, Joseph) 20

HOU - Ngwenya (DeRosario) 61, DeRosario (Davis, Waibel) 74

	Shots	Saves	Fouls	Offsides	Corners
NE	14	5	15	1	4
HOU	14	7	15	1	3





## 2007 LAMAR HUNT U.S. OPEN CUP

### U.S. OPEN CUP THIRD ROUND

@ Rochester Rhinos (USL-1)

W, 4-2 July 10, 2007

GK: Reis  
D: John  
D: Parkhurst  
D: Heaps  
M: Leonard (Smith 61')  
M: Dorman (Riley 57')  
M: Flood (Helton 84')  
M: Thompson  
M: Ralston ©  
F: Noonan  
F: Twellman

### U.S. OPEN CUP QUARTERFINAL

vs. Harrisburg City Islanders (USL-2)

W, 2-1 August 8, 2007

GK: Reis  
D: John  
D: Parkhurst  
D: Heaps  
M: Thompson (Leonard 46')  
M: Larentowicz  
M: Joseph  
M: Ralston ©  
M: Dorman  
F: Noonan  
F: Twellman (Cristman 63')

### U.S. OPEN CUP SEMIFINAL

vs. Carolina RailHawks (USL-1)

W, 2-1 (AET) September 4, 2007

GK: Reis  
D: John (Nyassi 91')  
D: Parkhurst  
D: Riley  
M: Smith  
M: Larentowicz  
M: Joseph  
M: Ralston ©  
M: Dorman  
F: Noonan (Loftus 106')  
F: Cristman

### U.S. OPEN CUP FINAL

@ FC Dallas (MLS)

W, 3-2 October 3, 2007

GK: Reis  
D: Riley  
D: Parkhurst  
D: Heaps  
M: Smith  
M: Larentowicz  
M: Dorman  
M: Thompson (Cristman 78')  
M: Ralston ©  
F: Noonan  
F: Twellman

### STATISTICS

UNF	POS	PLAYER	GP	GS	MIN	G	A	SHT	C	E
20	FWD	Taylor Twellman	3	3	243	4	0	19	0	0
11	FWD	Pat Noonan	4	4	376	2	4	7	0	0
14	MID	Steve Ralston	4	4	390	2	1	5	0	0
25	MID	Andy Dorman	4	4	357	1	0	8	1	0
13	MID	Jeff Larentowicz	3	3	300	1	0	4	2	0
21	MID	Shalrie Joseph	2	2	132	0	1	2	0	1
16	D/M	James Riley	4	4	333	0	1	2	1	0
7	FWD	Adam Cristman	3	1	159	0	1	3	1	0
17	DEF	Gary Flood	1	1	84	0	0	0	0	0
19	M/D	Kyle Helton	1	0	6	0	0	1	0	0
6	DEF	Jay Heaps	3	3	270	0	0	1	0	0
4	DEF	Avery John	3	3	270	0	0	0	1	0
26	MID	Marshall Leonard	2	1	106	0	0	3	1	0
28	FWD	Chris Loftus	1	0	24	0	0	1	0	0
31	MID	Sainey Nyassi	1	0	30	0	0	0	0	0
15	DEF	Michael Parkhurst	3	3	300	0	0	0	0	0
1	GK	Matt Reis	4	4	390	0	0	0	0	0
18	MID	Khano Smith	3	2	239	0	0	8	0	0
27	MID	Wells Thompson	3	3	225	1	0	2	0	0
TEAM TOTALS			4	4	390	11	8	67	7	1
OPPONENT TOTALS			4	4	390	6	6	43	9	3

GAME-WINNING GOALS: Taylor Twellman 2, Pat Noonan 1, Wells Thompson 1

GAME-WINNING ASSISTS: Pat Noonan 2, Adam Cristman 1, Steve Ralston 1,

PENALTY KICK GOALS/ATTEMPTS: Steve Ralston, 1-for-1

UNF	POS	GOALKEEPER	GP	GS	MIN	SHTS	SV	GA	GAA	PG	PA	W	L	T	SO
1	GK	Matt Reis	4	4	390	17	9	6	1.38	0	0	4	0	0	0
Team						2									
TEAM TOTALS			4	4	390	17	11	6	1.38	0	0	4	0	0	0
OPPONENT TOTALS			4	4	390	26	14	11	2.59	1	1	0	4	0	0

### BOX SCORES

#### U.S. OPEN CUP - THIRD ROUND

New England Revolution 4 at Rochester Rhinos (USL-1) 2

July 10 at PAETEC Park (Rochester, N.Y.)

Att: 8,551

Scoring - NE - Ralston (unassisted) 19, Twellman (Riley) 67, Twellman

(Ralston) 90, Ralston (penalty kick) 93+

ROCH - Diallo (Ball) 76, Diallo (Menyongar) 85

	Shots	Saves	Fouls	Offsides	Corners
NE	18	3	14	3	3
ROCH	19	3	17	11	6

#### U.S. OPEN CUP - QUARTERFINAL

Harrisburg City Islanders (USL-2) 1 at New England Revolution 2

August 8 at Gillette Stadium (Foxborough, Mass.)

Att: 1,512

Scoring - HAR - Tanzini (unassisted) 78

NE - Dorman (Joseph) 4, Twellman (Noonan) 17

	Shots	Saves	Fouls	Offsides	Corners
HAR	5	3	22	1	3
NE	16	2	17	2	3

#### U.S. OPEN CUP - SEMIFINAL

Carolina RailHawks (USL-1) 1 at New England Revolution 2

September 4 at Veterans Stadium (New Britain, Conn.)

Att: 4,203

Scoring - CAR - Maher (Steele) 6

NE - Larentowicz (Noonan) 48+, Noonan (Cristman) 93

	Shots	Saves	Fouls	Offsides	Corners
CAR	8	5	17	11	5
NE	18	2	20	6	8

#### U.S. OPEN CUP - CHAMPIONSHIP

New England Revolution 3 at FC Dallas 2

October 3 at Pizza Hut Park (Frisco, Texas)

Att: 10,618

Scoring - NE - Noonan (unassisted) 21, Twellman (Noonan) 41,

Thompson (Noonan) 57

FCD - Alvarez (Wagenfuhr) 30, Thompson (Goodson) 64

	Shots	Saves	Fouls	Offsides	Corners
NE	13	2	13	3	5
FCD	12	3	16	7	4



## 2006 RESULTS

DATE	OPPONENT	RESULT	SCORE	NOTES	ATT.	W-L-T	POS.	PTS
04/01/2006	at Los Angeles Galaxy	W	1-0		27,000	1-0-0	T1	3
04/08/2006	at New York Red Bulls	T	0-0		35,793	1-0-1	T2	4
04/15/2006	at Kansas City Wizards	L	0-1		8,436	1-1-1	3	4
04/30/2006	CHICAGO FIRE	L	1-2		11,762	1-2-1	T4	4
05/06/2006	LOS ANGELES GALAXY	W	4-0		11,419	2-2-1	T3	7
05/13/2006	CHIVAS USA	W	3-1		6,882	3-2-1	T3	10
05/20/2006	at FC Dallas	L	0-4		18,090	3-3-1	T4	10
05/27/2006	HOUSTON DYNAMO	T	1-1		10,882	3-3-2	T3	11
06/03/2006	at D.C. United	L	0-1		22,686	3-4-2	4	11
06/11/2006	at Chicago Fire	T	3-3		12,941	3-4-3	4	12
06/17/2006	D.C. UNITED	T	1-1		16,209	3-4-4	T4	13
06/21/2006	at Columbus Crew	T	1-1		9,491	3-4-5	4	14
06/24/2006	at Real Salt Lake	T	0-0		12,587	3-4-6	4	15
06/28/2006	FC DALLAS	W	1-0		7,247	4-4-6	3	18
07/01/2006	NEW YORK RED BULLS	W	3-2		9,424	5-4-6	2	21
07/04/2006	at Colorado Rapids	L	2-3		39,205	5-5-6	2	21
07/08/2006	at Chicago Fire	W	2-1		11,374	6-5-6	2	24
07/14/2006	REAL SALT LAKE	L	1-3		11,089	6-6-6	2	24
07/22/2006	at Houston Dynamo	T	1-1		10,210	6-6-7	2	25
07/29/2006	at Kansas City Wizards	T	1-1		7,710	6-6-8	2	26
08/06/2006	at Chivas USA	T	1-1		92,650	6-6-9	2	27
08/09/2006	KANSAS CITY WIZARDS	T	0-0		9,798	6-6-10	2	28
08/20/2006	CHICAGO FIRE	L	0-1		10,263	6-7-10	T2	28
08/27/2006	COLUMBUS CREW	W	1-0		12,112	7-7-10	T2	31
09/02/2006	at Columbus Crew	L	0-3		11,341	7-8-10	3	31
09/09/2006	NEW YORK RED BULLS	W	1-0		12,617	8-8-10	3	34
09/13/2006	D.C. United	T	1-1		6,285	8-8-11	3	35
09/20/2006	at New York Red Bulls	W	2-0		6,670	9-8-11	3	38
09/23/2006	KANSAS CITY WIZARDS	T	1-1		16,321	9-8-12	3	39
09/30/2006	COLORADO RAPIDS	W	3-1		17,093	10-8-12	3	42
10/07/2006	at D.C. United	W	2-1		21,022	11-8-12	2	45
10/14/2006	COLUMBUS CREW	W	1-0		19,166	12-8-12	2	48

### MLS CUP PLAYOFFS

DATE	OPPONENT	RESULT	SCORE	NOTES	ATT.	ROUND	GAME
10/22/2006	at Chicago Fire	L	0-1		10,217	EC Semifinals	1
10/28/2006	CHICAGO FIRE	W	2-1	W series in PKs, 4-2	9,372	EC Semifinals	2
11/05/2006	at D.C. United	W	1-0		19,552	EC Championship	
11/12/2006	vs. Houston Dynamo	T	1-1	OT, L in PKs, 4-3	22,427	MLS Cup	

### U.S. OPEN CUP

DATE	OPPONENT	RESULT	SCORE	NOTES	ROUND
08/02/2006	at Rochester Rhinos	T	0-0	W in PKs, 5-4	Fourth Round
08/23/2006	at Chicago Fire	L	2-3	OT	Fourth Round

### COACH

COACH	W	L	T	PCT.
Steve Nicol	12	8	12	.563



## 2006 STATISTICS

UNF	POS	PLAYER	GP	GS	MIN	G	A	SHT	SOG	FC	FS	OFF	CK	C	E
20	FWD	Taylor Twellman	32	32	2856	11	5	86	42	40	60	32	0	3	0
2	FWD	Clint Dempsey	21	21	1865	8	4	67	31	41	62	22	0	5	0
25	MID	Andy Dorman	32	32	2834	6	10	60	33	31	28	5	40	5	0
14	MID	Steve Ralston	30	30	2683	6	5	23	14	22	28	6	38	0	0
21	MID	Shalrie Joseph	26	26	2331	3	1	27	7	43	54	1	0	6	0
11	FWD	Pat Noonan	14	12	851	1	3	16	5	11	25	9	4	1	0
31	DEF	Jeff Larentowicz	26	19	1974	1	1	20	5	47	29	1	0	4	0
30	FWD	José Manuel Abundis	2	2	140	1	0	4	2	3	2	2	0	0	0
18	FWD	Khano Smith	10	2	342	1	0	10	4	9	7	0	0	4	0
7	FWD	José Cancela	21	15	1387	0	5	28	15	16	67	3	71	0	0
6	DEF	Jay Heaps	31	31	2790	0	4	11	2	33	34	1	0	7	0
19	M/D	Tony Lochhead	16	9	797	0	2	0	0	11	6	0	0	1	0
17	FWD	Kyle Brown	12	2	291	0	1	3	1	4	4	2	0	0	0
8	DEF	Joe Franchino	21	19	1521	0	1	18	3	28	26	5	2	9	0
27	MID	Jani Galik	2	1	46	0	0	0	0	1	0	0	0	0	0
3	M/D	Daniel Hernandez	7	5	429	0	0	1	0	9	7	0	0	3	0
4	DEF	Avery John	10	10	893	0	0	0	0	12	14	0	0	3	1
22	MID	Marshall Leonard	1	0	76	0	0	0	0	0	0	0	0	0	0
15	DEF	Michael Parkhurst	30	30	2700	0	0	0	0	12	23	0	0	1	0
1	GK	Matt Reis	32	32	2880	0	0	0	0	1	10	0	1	1	0
16	D/M	James Riley	20	20	1706	0	0	3	2	34	14	1	0	5	0
5	FWD	Willie Sims	9	2	219	0	0	5	1	3	6	4	0	0	0
13	M/D	Danny Wynn	2	0	62	0	0	0	0	1	2	0	0	0	0
		Own Goals received				1									
		<b>TEAM TOTALS</b>	<b>32</b>	<b>32</b>	<b>2880</b>	<b>39</b>	<b>42</b>	<b>382</b>	<b>167</b>	<b>422</b>	<b>515</b>	<b>94</b>	<b>156</b>	<b>58</b>	<b>1</b>
		<b>OPPONENT TOTALS</b>	<b>32</b>	<b>32</b>	<b>2880</b>	<b>35</b>	<b>31</b>	<b>399</b>	<b>182</b>	<b>532</b>	<b>413</b>	<b>99</b>	<b>140</b>	<b>71</b>	<b>4</b>

**GAME-WINNING GOALS:** Taylor Twellman 4, Clint Dempsey 2, José Manuel Abundis 1, Andy Dorman 1, Shalrie Joseph 1, Jeff Larentowicz 1, Pat Noonan 1, Khano Smith 1.

**GAME-WINNING ASSISTS:** Steve Ralston 4, Jay Heaps 3, Clint Dempsey 3, Andy Dorman 2, Taylor Twellman 1

**PENALTY KICK GOALS/ATTEMPTS:** Shalrie Joseph 1-1, Steve Ralston 1-1

UNF	POS	GOALKEEPER	GP	GS	MIN	SHT	SV	GA	GAA	PG	PA	W	L	T	SO
1	GK	Matt Reis	32	32	2880	182	141	35	1.09	1	3	12	8	12	10
		<b>TEAM TOTALS</b>	<b>32</b>	<b>32</b>	<b>2880</b>	<b>182</b>	<b>141</b>	<b>35</b>	<b>1.09</b>	<b>1</b>	<b>3</b>	<b>12</b>	<b>8</b>	<b>12</b>	<b>10</b>
		<b>OPPONENT TOTALS</b>	<b>32</b>	<b>32</b>	<b>2880</b>	<b>167</b>	<b>127</b>	<b>39</b>	<b>1.22</b>	<b>2</b>	<b>2</b>	<b>8</b>	<b>12</b>	<b>12</b>	<b>8</b>



## 2006 LINEUPS

### @ LOS ANGELES GALAXY

W, 1-0 April 1, 2006

GK Reis  
D Riley (Brown 83)  
D Hernandez  
D Heaps  
M Franchino  
M Joseph  
M Dorman  
M Ralston  
F Dempsey  
F Noonan  
F Twellman

### VS. CHIVAS USA

W, 3-1 May 13, 2006

GK Reis  
D Riley  
D Parkhurst  
D Heaps  
M Lochhead (Sims 46)  
M Franchino  
M Joseph (Brown 89)  
M Dorman  
F Cancela (Larentowicz 79)  
F Ralston  
F Twellman

### VS. D.C. UNITED

T, 1-1 June 17, 2006

GK Reis  
D Lochhead  
D Parkhurst  
D Heaps  
M Ralston  
M Larentowicz  
M Joseph  
M Dorman  
M Cancela  
F Brown (Wynn 88)  
F Twellman

### @ COLORADO RAPIDS

L, 2-3 July 4, 2006

GK Reis  
D Lochhead (Cancela 67)  
D Parkhurst  
D Riley  
D Heaps  
M Dorman  
M Larentowicz  
M Joseph  
M Ralston  
F Dempsey  
F Twellman (Sims 91+)

### @ CHIVAS USA

T, 1-1 August 6, 2006

GK Reis  
D Riley  
D Parkhurst  
D Heaps  
M Franchino (Sims 74)  
M Dorman (Larentowicz 66)  
M Joseph  
M Ralston  
M Dempsey  
F Noonan  
F Twellman

### VS. NEW YORK RED BULLS

W, 1-0 September 9, 2006

GK Reis  
D John  
D Parkhurst  
D Heaps  
M Franchino (Smith 65)  
M Joseph  
M Dorman  
M Ralston  
M Dempsey  
F Noonan (Larentowicz 19)  
F Twellman

### @ D.C. UNITED

W, 2-1 October 7, 2006

GK Reis  
D Lochhead (Hernandez 66)  
D Parkhurst  
D Heaps  
D Ralston  
M Smith (Brown 93+)  
M Larentowicz  
M Franchino  
M Dorman  
F Dempsey  
F Twellman

### @ NEW YORK RED BULLS

T, 0-0 April 8, 2006

GK Reis  
D Riley  
D Hernandez  
D Heaps  
M Franchino (Brown 46)  
M Joseph  
M Dorman  
M Ralston  
F Dempsey  
F Noonan  
F Twellman

### @ FC DALLAS

L, 0-4 May 20, 2006

GK Reis  
D Riley  
D Parkhurst  
D Heaps  
M Franchino  
M Dorman  
M Joseph (Lochhead 82)  
M Ralston  
F Cancela (Noonan 72)  
F Sims (Larentowicz 47)  
F Twellman

### @ COLUMBUS CREW

T, 1-1 June 21, 2006

GK Reis  
D Lochhead  
D Parkhurst  
D Heaps  
M Ralston  
M Larentowicz  
M Joseph  
M Dorman  
M Cancela  
F Brown (Galik 74)  
F Twellman

### @ CHICAGO FIRE

W, 2-1 July 8, 2006

GK Reis  
D John  
D Riley  
D Parkhurst  
D Heaps  
M Ralston  
M Joseph  
M Larentowicz  
M Dorman (Lochhead 89)  
F Dempsey (Noonan 82)  
F Twellman (Sims 92+)

### VS. KANSAS CITY WIZARDS

T, 0-0 August 9, 2006

GK Reis  
D Riley  
D Parkhurst  
D Heaps  
M Franchino (Smith 78)  
M Joseph  
M Dorman  
M Ralston  
M Dempsey  
F Noonan  
F Twellman

### VS. D.C. UNITED

T, 1-1 September 13, 2006

GK Reis  
D John  
D Parkhurst  
D Heaps  
M Franchino (Smith 73)  
M Joseph  
M Larentowicz  
M Ralston  
M Dorman  
F Dempsey  
F Twellman

### VS. COLUMBUS CREW

W, 1-0 October 14, 2006

GK Reis  
D John  
D Parkhurst  
D Heaps  
M Franchino (Smith 69)  
M Larentowicz  
M Dorman (Cancela 81)  
M Ralston  
M Dempsey  
F Abundis (Hernandez 69)  
F Twellman

### @ KANSAS CITY WIZARDS

L, 0-1 April 15, 2006

GK Reis  
D Riley  
D Parkhurst  
D Heaps  
M Franchino (Leonard 14)  
M Joseph  
M Hernandez  
M Dorman  
F Dempsey  
F Noonan (Cancela 46)  
F Twellman

### VS. HOUSTON DYNAMO

T, 1-1 May 27, 2006

GK Reis  
D Riley (Larentowicz 24)  
D Parkhurst  
D Heaps  
M Franchino  
M Dorman  
M Joseph  
M Ralston  
F Cancela  
F Noonan (Lochhead 82)  
F Twellman

### @ REAL SALT LAKE

T, 1-0 June 24, 2006

GK Reis  
D Lochhead  
D Larentowicz  
D Parkhurst  
D Heaps  
M Ralston  
M Joseph  
M Joseph (Wynn 30)  
M Dorman  
F Cancela  
F Twellman

### VS. REAL SALT LAKE

L, 3-1 July 14, 2006

GK Reis  
D Riley  
D Parkhurst  
D Heaps  
M Ralston  
M Larentowicz  
M Joseph  
M Dorman  
F Cancela (Franchino 46)  
F Noonan (Brown 58)  
F Twellman

### VS. CHICAGO FIRE

L, 0-1 August 20, 2006

GK Reis  
D Riley  
D Parkhurst  
D Heaps  
M Franchino (Smith 67)  
M Joseph  
M Larentowicz (Cancela 46)  
M Ralston  
M Dorman  
F Noonan  
F Twellman

### @ NEW YORK RED BULLS

W, 2-0 September 20, 2006

GK Reis  
D John  
D Parkhurst  
D Heaps  
M Riley (Smith 69)  
M Franchino  
M Larentowicz  
M Ralston  
M Dorman  
F Dempsey  
F Twellman

### VS. CHICAGO FIRE

L, 1-2 April 30, 2006

GK Reis  
D Riley  
D Parkhurst  
D Heaps  
M Lochhead (Sims 77)  
M Hernandez  
M Dorman  
F Dempsey  
F Noonan  
F Twellman

### @ D.C. UNITED

W, 1-0 June 3, 2006

GK Reis  
D Franchino  
D Parkhurst  
D Heaps  
M Cancela  
M Dorman  
M Joseph  
M Lochhead  
M Ralston  
F Noonan (Larentowicz 13)  
F Twellman

### VS. FC DALLAS

W, 1-0 June 28, 2006

GK Reis  
D John  
D Parkhurst  
D Heaps  
M Ralston  
M Larentowicz  
M Joseph  
M Dorman  
F Cancela (Brown 84)  
F Dempsey  
F Twellman (Lochhead 97+)

### @ HOUSTON DYNAMO

T, 1-1 July 22, 2006

GK Reis  
D Riley  
D Parkhurst  
D Heaps  
M Ralston  
M Larentowicz  
M Joseph  
M Dorman  
F Dempsey  
F Noonan (Franchino 68)  
F Twellman

### VS. COLUMBUS CREW

W, 1-0 August 27, 2006

GK Reis  
D Riley  
D Parkhurst  
D Heaps  
M Ralston  
M Joseph  
M Larentowicz  
M Dorman (Brown 85)  
M Cancela (Lochhead 89)  
F Sims (Smith 71)  
F Twellman

### VS. KANSAS CITY WIZARDS

T, 1-1 September 23, 2006

GK Reis  
D John  
D Parkhurst  
D Heaps  
M Riley (Smith 69)  
M Franchino (Cancela 77)  
M Larentowicz  
M Ralston  
M Dorman  
F Dempsey  
F Twellman

### VS. LOS ANGELES GALAXY

W, 4-0 May 6, 2006

GK Reis  
D Riley  
D Parkhurst  
D Heaps  
M Ralston (Larentowicz 73)  
M Hernandez (Lochhead 24)  
M Joseph  
M Dorman  
F Cancela  
F Dempsey (Brown 77)  
F Twellman

### @ CHICAGO FIRE

W, 3-2 June 11, 2006

GK Reis  
D Franchino (Brown 82)  
D Parkhurst  
D Heaps  
M Lochhead  
M Dorman  
M Joseph  
M Larentowicz  
M Ralston  
F Cancela  
F Twellman

### VS. NEW YORK RED BULLS

W, 3-2 June 11, 2006

GK Reis  
D John  
D Parkhurst  
D Heaps  
M Ralston  
M Larentowicz  
M Joseph  
M Dorman  
F Cancela (Brown 79)  
F Dempsey  
F Twellman

### @ KANSAS CITY WIZARDS

T, 1-1 July 29, 2006

GK Reis  
D John  
D Parkhurst  
D Riley  
M Franchino  
M Dorman  
M Joseph  
M Ralston  
M Dempsey  
F Noonan  
F Twellman (Sims 69)

### @ COLUMBUS CREW

L, 0-3 September 2, 2006

GK Reis  
D Riley  
D Parkhurst  
D Heaps  
M Ralston  
M Franchino  
M Larentowicz  
M Dorman  
M Cancela (Smith 65)  
F Dempsey  
F Twellman

### VS. COLORADO RAPIDS

W, 3-1 September 30, 2006

GK Reis  
D John  
D Parkhurst  
D Heaps  
D Smith  
M Dorman (Lochhead 83)  
M Larentowicz  
M Ralston  
M Dempsey (Sims 86)  
F Abundis (Cancela 71)  
F Twellman



## 2006 BOX SCORES

### New England Revolution 1 at Los Angeles Galaxy 0

April 1 at The Home Depot Center (Carson, Calif.) Alt: 27,000

Scoring - NE - Dempsey (Dorman) 33.

LA - None

	Shots	Saves	Fouls	Offsides	Corners
NE	3	4	22	3	4
LA	12	1	17	2	8

### New England Revolution 0 at New York Red Bulls 0

April 8 at Giants Stadium (East Rutherford, N.J.) Alt: 35,793

Scoring - None.

	Shots	Saves	Fouls	Offsides	Corners
NE	21	21	14	4	7
NY	14	14	19	1	3

### New England Revolution 0 at Kansas City Wizards 1

April 15 at Arrowhead Stadium (Kansas City, Mo.) Alt: 8,436

Scoring - NE - None.

KC - Conrad (Jewsbury) 3.

	Shots	Saves	Fouls	Offsides	Corners
NE	6	6	9	4	7
KC	12	11	14	1	4

### Chicago Fire 2 at New England Revolution 1

April 30 at Gillette Stadium (Foxborough, Mass.) Alt: 11,762

Scoring - CHI - Thiago (Pause) 64, Rolfe (unassisted) 68.

NE - Twellman (Dorman, Cancela) 54.

	Shots	Saves	Fouls	Offsides	Corners
CHI	12	4	11	1	8
NE	9	4	22	2	6

### Los Angeles Galaxy 0 at New England Revolution 4

May 6 at Gillette Stadium (Foxborough, Mass.) Alt: 11,419

Scoring - LA - None.

NE - Twellman (unassisted) 5, Ralston (Cancela) 39, Joseph (Cancela) 43, Joseph (penalty kick) 69.

	Shots	Saves	Fouls	Offsides	Corners
LA	6	4	21	2	4
NE	13	3	16	1	3

### CD Chivas USA 1 at New England Revolution 3

May 13 at Gillette Stadium (Foxborough, Mass.) Alt: 6,882

Scoring - CHV - Mendoza (Razov) 19.

NE - Dorman (Cancela) 23, Joseph (Heaps) 53, Twellman (Joseph) 86.

	Shots	Saves	Fouls	Offsides	Corners
CHV	10	2	18	4	2
NE	10	6	17	2	1

### New England Revolution 0 at FC Dallas 4

May 20 at Pizza Hut Park (Frisco, Texas) Alt: 18,090

Scoring - NE - None.

FCD - Cooper (Gbandi) 4, Ruiz (Valakari) 7, Ruiz (unassisted) 16, Nunez (Ruiz, Mulrooney) 19.

	Shots	Saves	Fouls	Offsides	Corners
NE	10	1	17	5	6
FCD	13	4	22	5	1

### Houston Dynamo 1 at New England Revolution 1

May 27 at Gillette Stadium (Foxborough, Mass.) Alt: 10,882

Scoring - HOU - Cochrane (Barrett) 85.

NE - Ralston (Noonan, Dorman) 55.

	Shots	Saves	Fouls	Offsides	Corners
HOU	13	3	22	3	4
NE	10	3	14	2	2

### New England Revolution 0 at D.C. United 1

June 3 at RFK Stadium (Washington, D.C.) Alt: 22,686

Scoring - NE - None.

DC - Moreno (Gomez) 14.

	Shots	Saves	Fouls	Offsides	Corners
NE	8	5	10	2	5
DC	12	3	13	3	2

### New England Revolution 3 at Chicago Fire 3

June 11 at Toyota Park (Bridgeview, Ill.) Alt: 12,941

Scoring - NE - Twellman (Lochhead) 87, Ralston (Dorman, Lochhead) 93+, Dorman (Brown, Larentowicz) 94+.

CHI - Jaqua (unassisted) 39, Jaqua (unassisted) 79, Carr (Guerrero, Montz) 91+.

	Shots	Saves	Fouls	Offsides	Corners
NE	14	3	8	1	8
CHI	8	5	19	7	2

### D.C. United 1 at New England Revolution 1

June 17 at Gillette Stadium (Foxborough, Mass.) Alt: 16,209

Scoring - DC - Moreno (Filomeno) 44.

NE - Dorman (unassisted) 86.

	Shots	Saves	Fouls	Offsides	Corners
DC	15	7	17	4	3
NE	13	8	9	2	4

### New England Revolution 1 at Columbus Crew 1

June 21 at Crew Stadium (Columbus, Ohio) Alt: 9,491

Scoring - NE - Dorman (Twellman, Cancela) 66.

DC - Kamara (Kotschau) 86.

	Shots	Saves	Fouls	Offsides	Corners
NE	11	4	8	1	7
CLB	14	2	16	2	3

### New England Revolution 0 at Real Salt Lake 0

June 24 at Rice-Eccles Stadium (Salt Lake City, Utah) Alt: 12,587

Scoring - None.

	Shots	Saves	Fouls	Offsides	Corners
NE	8	3	5	0	2
RSL	11	1	18	4	7

### FC Dallas 0 at New England Revolution 1

June 28 at Gillette Stadium (Foxborough, Mass.) Alt: 7,247

Scoring - FCD - None.

NE - Twellman (Dempsey) 23.

	Shots	Saves	Fouls	Offsides	Corners
FCD	19	6	15	3	4
NE	13	6	14	3	3

### New York Red Bulls 2 at New England Revolution 3

July 1 at Gillette Stadium (Foxborough, Mass.) Alt: 9,424

Scoring - NY - Buddle (unassisted) 24, Magee (Stammler, Buddle) 66.

NE - Dempsey (unassisted) 6, Twellman (Dorman) 46+, Dempsey (unassisted) 72.

	Shots	Saves	Fouls	Offsides	Corners
NY	14	8	12	2	4
NE	18	5	8	3	4

### New England Revolution 2 at Colorado Rapids 3

July 4 at Invesco Field at Mile High (Denver, Colo.) Alt: 39,205

Scoring - NE - Dempsey (Dorman) 26, Twellman (Dorman, Heaps) 91+.

COL - Hernandez (Cooke) 13, Beckerman (Hernandez, Cooke) 47+, Hernandez (Peterson) 69.

	Shots	Saves	Fouls	Offsides	Corners
NE	13	3	14	6	4
COL	13	3	13	4	4



## New England Revolution 2 at Chicago Fire 1

July 8 at Toyota Park (Bridgeview, Ill.) Att: 11,374  
**Scoring** - NE - Ralston (Dempsey, Twellman) 23, NE - Dorman (Twellman, Ralston) 37.  
 COL - Jaqua (Gutierrez) 51.

	Shots	Saves	Fouls	Offsides	Corners
NE	9	8	17	1	0
CHI	21	9	17	4	9

## Real Salt Lake 3 at New England Revolution 1

July 14 at Gillette Stadium (Foxborough, Mass.) Att: 11,089  
**Scoring** - RSL - Klein (Cunningham) 16, Cunningham (unassisted) 52, Kreis (Williams) 55.  
 NE - Twellman (Dorman) 57.

	Shots	Saves	Fouls	Offsides	Corners
RSL	7	4	16	3	3
NE	13	2	13	2	10

## New England Revolution 1 at Houston Dynamo 1

July 22 at Robertson Stadium (Houston, Texas) Att: 10,210  
**Scoring** - NE - own goal (Waibel) 60.  
 HOU - Holden (Moreno) 63.

	Shots	Saves	Fouls	Offsides	Corners
NE	4	6	20	3	5
HOU	10	0	20	1	4

## New England Revolution 1 at Kansas City Wizards 1

July 29 at Arrowhead Stadium (Kansas City, Mo.) Att: 7,710  
**Scoring** - NE - Twellman (Dempsey, Noonan) 95+.  
 HOU - Wolff (unassisted) 12.

	Shots	Saves	Fouls	Offsides	Corners
NE	16	6	8	8	5
KC	14	4	14	1	2

## New England Revolution 1 at Chivas USA 1

Aug. 6 at L.A. Coliseum (Los Angeles, Calif.) Att: 92,650  
**Scoring** - NE - Twellman (Noonan, Ralston) 16.  
 CHV - Marsch (Kljestan) 22.

	Shots	Saves	Fouls	Offsides	Corners
NE	6	5	8	6	3
CHV	11	2	12	8	3

## Kansas City Wizards 0 at New England Revolution 0

August 9 at Gillette Stadium (Foxborough, Mass.) Att: 9,798  
**Scoring** - None.

	Shots	Saves	Fouls	Offsides	Corners
KC	10	5	18	2	2
NE	14	7	15	3	8

## Chicago Fire 1 at New England Revolution 0

August 20 at Gillette Stadium (Foxborough, Mass.) Att: 10,263  
**Scoring** - CHI - Herron (Armas) 24.  
 NE - None.

	Shots	Saves	Fouls	Offsides	Corners
CHI	6	6	21	3	2
NE	20	1	11	3	5

## Columbus Crew 0 at New England Revolution 1

August 27 at Gillette Stadium (Foxborough, Mass.) Att: 12,112  
**Scoring** - CLB - None.  
 NE - Larentowicz (Heaps) 34.

	Shots	Saves	Fouls	Offsides	Corners
CLB	13	6	19	4	2
NE	12	7	25	3	4

## New England Revolution 0 at Columbus Crew 3

Sept. 2 at Crew Stadium (Columbus, Ohio) Att: 11,341  
**Scoring** - NE - None.  
 CLB - Garey (unassisted) 2, Gaven (unassisted) 39, Hendrickson (unassisted) 82.

	Shots	Saves	Fouls	Offsides	Corners
NE	21	4	12	1	10
CLB	13	5	17	3	5

## New York Red Bulls 0 at New England Revolution 1

September 9 at Gillette Stadium (Foxborough, Mass.) Att: 12,617  
**Scoring** - NY - None.  
 NE - Noonan (Ralston) 8.

	Shots	Saves	Fouls	Offsides	Corners
NY	10	7	14	2	4
NE	14	2	13	5	6

## D.C. United 1 at New England Revolution 1

September 13 at Gillette Stadium (Foxborough, Mass.) Att: 6,285  
**Scoring** - DC - Gros (unassisted) 25.  
 NE - Dempsey (Twellman, Franchino) 56.

	Shots	Saves	Fouls	Offsides	Corners
DC	11	2	19	4	4
NE	9	3	17	3	4

## New England Revolution 2 at New York Red Bulls 0

Sept. 20 at Giants Stadium (East Rutherford, N.J.) Att: 6,670  
**Scoring** - NE - Twellman (Ralston) 16, Dorman (unassisted) 48.  
 NY - None.

	Shots	Saves	Fouls	Offsides	Corners
NE	13	6	11	7	4
NY	19	7	18	2	10

## Kansas City Wizards 1 at New England Revolution 1

September 23 at Gillette Stadium (Foxborough, Mass.) Att: 16,321  
**Scoring** - KC - Sealy (Victorine, Raybould) 58.  
 NE - Dempsey (unassisted) 17.

	Shots	Saves	Fouls	Offsides	Corners
KC	12	5	8	2	5
NE	13	4	14	2	6

## Colorado Rapids 1 at New England Revolution 3

September 30 at Gillette Stadium (Foxborough, Mass.) Att: 17,093  
**Scoring** - COL - Beckerman (penalty kick) 90.  
 NE - Ralston (penalty kick) 4, Abundis (Ralston) 59, Dempsey (Twellman) 79.

	Shots	Saves	Fouls	Offsides	Corners
COL	16	4	17	5	8
NE	10	7	10	5	2

## New England Revolution 2 at D.C. United 1

Oct. 7 at RFK Stadium (Washington, D.C.) Att: 21,022  
**Scoring** - NE - Dempsey (Dorman) 34, Twellman (Heaps, Dorman) 47.  
 DC - Gomez (Moreno, Namoff) 26.

	Shots	Saves	Fouls	Offsides	Corners
NE	11	6	12	0	3
DC	22	2	9	2	11

## Columbus Crew 0 at New England Revolution 1

October 14 at Gillette Stadium (Foxborough, Mass.) Att: 19,166  
**Scoring** - CLB - None.  
 NE - Smith (Dempsey, Ralston) 88.

	Shots	Saves	Fouls	Offsides	Corners
CLB	9	7	15	4	5
NE	14	2	20	2	6



## 2006 MLS CUP PLAYOFFS

### EAST. CONF. SEMIS - GM. 1

@ CHICAGO FIRE

L, 0-1 October 22, 2006

GK Reis  
D John  
D Parkhurst  
D Heaps  
M Franchino (Smith 76)  
M Joseph  
M Larentowicz (Hernandez 68)  
M Ralston  
M Dorman  
F Dempsey (Abundis 82)  
F Twellman

### EAST. CONF. SEMIS - GM. 2

VS. CHICAGO FIRE

W, 2-1 October 28, 2006

GK Reis  
D John  
D Parkhurst  
D Heaps  
M Franchino  
M Hernandez  
M Larentowicz (Smith 54)  
M Ralston (Cancela 85)  
M Dorman  
F Abundis (Noonan 46)  
F Twellman

### EAST. CONF. CHAMPIONSHIP

@ D.C. UNITED

W, 1-0 November 5, 2006

GK Reis  
D John  
D Parkhurst  
D Heaps  
D Riley  
M Franchino (Smith 67)  
M Larentowicz (Hernandez 44)  
M Joseph  
M Ralston  
M Dorman  
F Noonan  
F Twellman

### MLS CUP 2006

VS. HOUSTON DYNAMO

T, 1-1 November 12, 2006

GK Reis  
D John  
D Parkhurst  
D Heaps  
M Franchino (Smith 53)  
M Hernandez (Larentowicz 111)  
M Joseph  
M Ralston  
M Dorman (Dempsey 62)  
F Noonan  
F Twellman

## STATISTICS

UNF	POS	PLAYER	GP	GS	MIN	G	A	SHT	SOG	FC	FS	OFF	CK	C	E
20	FWD	Taylor Twellman	4	4	420	3	0	17	10	6	11	2	0	0	0
11	FWD	Pat Noonan	3	2	285	1	1	3	1	2	6	8	0	0	0
25	MID	Andy Dorman	4	4	362	0	1	7	2	4	2	1	5	1	0
8	MID	Joe Franchino	4	4	316	0	1	4	1	3	2	0	0	1	0
6	DEF	Jay Heaps	4	4	420	0	1	4	1	5	9	0	0	1	0
18	M/F	Khano Smith	4	0	170	0	1	3	2	3	6	0	0	0	0
30	FWD	José Manuel Abundis	2	1	53	0	0	1	0	1	2	0	0	0	0
7	MID	José Cancela	1	0	35	0	0	3	1	0	3	1	4	0	0
2	F/M	Clint Dempsey	2	1	140	0	0	5	3	12	7	3	0	0	0
3	MID	Daniel Hernandez	4	3	297	0	0	2	1	7	4	0	0	1	0
4	DEF	Avery John	4	4	420	0	0	0	0	10	7	0	0	1	0
21	MID	Shalrie Joseph	3	3	300	0	0	0	0	7	5	0	0	1	0
31	M/D	Jeff Larentowicz	4	2	177	0	0	1	1	4	5	0	0	1	0
15	DEF	Michael Parkhurst	4	4	420	0	0	0	0	1	2	0	0	0	0
14	MID	Steve Ralston	3	3	295	0	0	3	3	4	2	2	13	0	0
1	GK	Matt Reis	4	4	420	0	0	0	0	0	2	0	0	0	0
16	M/D	James Riley	1	1	90	0	0	1	0	0	0	0	0	0	0
TEAM TOTALS			4	4	420	4	5	54	26	69	76	17	22	7	0
OPPONENT TOTALS			4	4	420	3	2	58	20	76	69	14	36	8	0

GAME-WINNING GOALS: Taylor Twellman 1, Pat Noonan 1.

GAME-WINNING ASSISTS: Jay Heaps 1, Pat Noonan 1.

PENALTY KICK GOALS/ATTEMPTS: None

UNF	POS	GOALKEEPER	GP	GS	MIN	SHTS	SV	GA	GAA	PG	PA	W	L	T	SO
1	GK	Matt Reis	4	4	420	20	17	3	0.64	0	0	2	1	1	1
TEAM TOTALS			4	4	420	20	17	3	0.64	0	0	2	1	1	1
OPPONENT TOTALS			4	4	420	26	21	4	0.86	0	0	1	2	1	1

## BOX SCORES

### EASTERN CONFERENCE SEMIFINAL SERIES, GAME 1

New England Revolution 0 at Chicago Fire 1

Oct. 22, 2006 at Toyota Park (Bridgeview, Ill.)

Att: 10,217

Scoring - NE - None.

CHI - Mapp (unassisted) 35.

	Shots	Saves	Fouls	Offsides	Corners
NE	12	2	20	5	2
CHI	8	8	18	3	7

### EASTERN CONFERENCE CHAMPIONSHIP

New England Revolution 1 at D.C. United 0

Nov. 5, 2006 at RFK Stadium (Washington, D.C.)

Att: 19,552

Scoring - NE - Twellman (Noonan, Heaps) 4.

D.C. - None.

	Shots	Saves	Fouls	Offsides	Corners
NE	6	8	12	3	1
DC	18	0	11	3	9

### EASTERN CONFERENCE SEMIFINAL SERIES, GAME 2

Chicago Fire 1 at New England Revolution 2

(NE wins series on PKs, 4-2)

Oct. 28, 2006 at Gillette Stadium

Att: 9,372

Scoring - CHI - Jaqua (Mapp) 18.

NE - Twellman (Franchino, Dorman) 41, Noonan (unassisted) 58.

	Shots	Saves	Fouls	Offsides	Corners
CHI	17	8	23	3	10
NE	21	4	17	8	9

### MLS CUP 2006

New England Revolution 1 vs. Houston Dynamo 1

(HOU wins on PKs, 4-3)

Nov. 12, 2006 at Pizza Hut Park (Frisco, Texas)

Att: 22,427

Scoring - HOU - Ching (Mullan) 114.

NE - Twellman (Smith) 113.

	Shots	Saves	Fouls	Offsides	Corners
HOU	15	5	24	5	10
NE	15	3	20	1	10



## 2005 RESULTS

DATE	OPPONENT	RESULT	SCORE	NOTES	ATT.	W-L-T	POS.	PTS
04/02/2005	at San Jose Earthquakes	T	2-2		8,730	0-0-1	T4	1
04/09/2005	COLUMBUS CREW	W	3-0		9,727	1-0-1	T2	4
04/23/2005	at D.C. United	W	4-3		13,691	2-0-1	1	7
04/27/2005	at Chicago Fire	W	3-0		54,427	3-0-1	1	10
04/30/2005	CHIVAS USA	W	1-0		7,813	4-0-1	1	13
05/07/2005	CHICAGO FIRE	W	2-0		8,003	5-0-1	1	16
05/14/2005	D.C. UNITED	W	1-0		13,662	6-0-1	1	19
05/21/2005	at MetroStars	T	2-2		12,134	6-0-2	1	20
05/28/2005	COLORADO RAPIDS	T	0-0		12,317	6-0-3	1	21
06/04/2005	KANSAS CITY WIZARDS	T	1-1		13,342	6-0-4	1	22
06/11/2005	at Kansas City Wizards	W	2-0		6,787	7-0-4	1	25
06/18/2005	at D.C. United	L	0-2		17,611	7-1-4	1	25
06/22/2005	at Columbus Crew	W	3-1		10,799	8-1-4	1	28
06/25/2005	METROSTARS	W	4-2		17,194	9-1-4	1	31
07/04/2005	at Los Angeles Galaxy	T	1-1		27,000	9-1-5	T1	32
07/09/2005	at Chicago Fire	L	0-1		12,077	9-2-5	2	32
07/16/2005	FC DALLAS	W	3-2		22,108	10-2-5	2	35
07/22/2005	at Chivas USA	L	0-1		10,681	10-3-5	2	35
07/27/2005	LOS ANGELES GALAXY	T	1-1		8,954	10-3-6	T1	36
08/06/2005	KANSAS CITY WIZARDS	L	1-2		10,204	10-4-6	T1	36
08/10/2005	REAL SALT LAKE	W	4-1		8,066	11-4-6	1	39
08/13/2005	at FC Dallas	W	2-1		12,101	12-4-6	1	42
08/17/2005	at Colorado Rapids	L	0-2		6,881	12-5-6	1	42
08/27/2005	D.C. UNITED	W	2-1		18,049	13-5-6	1	45
09/03/2005	at Real Salt Lake	W	1-0		17,876	14-5-6	1	48
09/10/2005	COLUMBUS CREW	W	3-1		9,167	15-5-6	1	51
09/17/2005	at MetroStars	L	4-5		17,031	15-6-6	1	51
09/21/2005	at Columbus Crew	T	1-1		11,769	15-6-7	1	52
09/24/2005	METROSTARS	W	1-0		15,663	16-6-7	1	55
10/01/2005	SAN JOSE EARTHQUAKES	L	0-2		14,316	16-7-7	1	55
10/08/2005	at Kansas City Wizards	T	2-2		12,546	16-7-8	1	56
10/15/2005	CHICAGO FIRE	W	1-0		11,812	17-7-8	1	59

### MLS CUP PLAYOFFS

DATE	OPPONENT	RESULT	SCORE	NOTES	ATT.	ROUND	GAME
10/22/2005	at MetroStars	L	0-1		10,003	EC Semifinals	1
10/29/2005	METROSTARS	W	3-1		9,581	EC Semifinals	2
11/06/2005	CHICAGO FIRE	W	1-0		18,118	EC Championship	
11/13/2005	vs. Los Angeles Galaxy	L	0-1	OT	21,193	MLS Cup	

### U.S. OPEN CUP

DATE	OPPONENT	RESULT	SCORE	NOTES	ROUND
08/03/2005	CHICAGO FIRE	L	2-3	OT	Fourth Round

### COACH

COACH	W	L	T	PCT.
Steve Nicol	17	7	8	.656





## 2005 STATISTICS

UNF	POS	PLAYER	GP	GS	MIN	G	A	SHT	SOG	FC	FS	OFF	CK	C	E
20	FWD	Taylor Twellman	25	25	2226	17	7	82	51	32	32	33	0	1	0
2	MID	Clint Dempsey	26	26	2319	10	9	60	27	46	71	4	0	7	0
11	F/M	Pat Noonan	21	21	1843	8	7	57	29	20	36	19	2	4	0
21	MID	Shalrie Joseph	31	31	2788	6	5	32	18	65	51	0	0	8	0
32	FWD	Khano Smith	23	8	928	3	2	27	8	24	12	14	2	4	0
7	MID	José Cancela	25	22	1643	2	5	23	11	7	59	0	87	0	0
25	MID	Andy Dorman	30	19	1960	2	5	21	9	22	23	1	47	4	0
14	M/D	Steve Ralston	21	21	1857	1	6	29	14	14	17	3	37	1	0
6	DEF	Jay Heaps	31	31	2790	1	5	17	10	37	36	2	0	7	0
16	M/D	James Riley	23	12	1294	1	3	9	4	28	13	1	0	3	0
22	M/D	Marshall Leonard	27	25	1923	1	1	15	8	36	26	2	0	5	0
8	DEF	Joe Franchino	24	23	2011	0	3	10	4	40	19	0	1	2	0
4	DEF	Avery John	14	13	1167	0	1	0	0	24	14	0	0	2	0
5	MID	Cassio	3	2	112	0	0	1	1	4	4	1	3	0	0
17	F/M	Connally Edozien	9	1	220	0	0	6	4	8	2	3	0	1	0
3	M/D	Daniel Hernandez	7	7	557	0	0	8	0	17	10	2	0	2	1
28	FWD	Jamie Holmes	1	0	20	0	0	0	0	2	0	0	0	0	0
31	DEF	Jeff Larentowicz	1	0	1	0	0	0	0	0	0	0	0	0	0
30	FWD	Ryan Latham	6	1	157	0	0	3	2	3	4	0	0	0	0
15	DEF	Michael Parkhurst	32	32	2880	0	0	0	0	6	19	0	0	2	0
18	M/F	Ricardo Phillips	4	0	34	0	0	0	0	2	0	0	1	0	0
1	GK	Matt Reis	31	31	2784	0	0	0	0	2	1	0	0	2	1
23	MID	Luke Vercollone	3	0	35	0	0	0	0	1	0	0	0	0	0
12	GK	Doug Warren	2	1	96	0	0	0	0	0	0	0	0	0	0
Own-goals received					3										
<b>TEAM TOTALS</b>			<b>32</b>	<b>32</b>	<b>2880</b>	<b>55</b>	<b>59</b>	<b>400</b>	<b>200</b>	<b>440</b>	<b>459</b>	<b>85</b>	<b>180</b>	<b>55</b>	<b>2</b>
<b>OPPONENT TOTALS</b>			<b>32</b>	<b>32</b>	<b>2880</b>	<b>37</b>	<b>44</b>	<b>374</b>	<b>169</b>	<b>476</b>	<b>423</b>	<b>129</b>	<b>124</b>	<b>61</b>	<b>5</b>

**GAME-WINNING GOALS:** Taylor Twellman 6, Clint Dempsey 5, Khano Smith 1, James Riley 1, Steve Ralston 1, Pat Noonan 1, Shalrie Joseph 1.

**GAME-WINNING ASSISTS:** Andy Dorman 3, José Cancela 3, Taylor Twellman 2, Pat Noonan 2, Shalrie Joseph 2, Jay Heaps 2, Clint Dempsey 2, Steve Ralston 1 Marshall Leonard 1.

**PENALTY KICK GOALS/ATTEMPTS:** Shalrie Joseph 2-2.

UNF	POS	GOALKEEPER	GP	GS	MIN	SHT	SV	GA	GAA	PG	PA	W	L	T	SO
1	GK	Matt Reis	31	31	2784	162	115	35	1.13	4	5	16	7	8	10
12	GK	Doug Warren	2	1	96	7	4	2	1.88	1	1	1	0	0	0
<b>TEAM TOTALS</b>			<b>32</b>	<b>32</b>	<b>2880</b>	<b>169</b>	<b>119</b>	<b>37</b>	<b>1.16</b>	<b>5</b>	<b>6</b>	<b>17</b>	<b>7</b>	<b>8</b>	<b>10</b>
<b>OPPONENT TOTALS</b>			<b>32</b>	<b>32</b>	<b>2880</b>	<b>200</b>	<b>142</b>	<b>55</b>	<b>1.72</b>	<b>2</b>	<b>2</b>	<b>7</b>	<b>17</b>	<b>8</b>	<b>6</b>



## 2005 RESULTS & LINEUPS

### @ SAN JOSE EARTHQUAKES

T, 2-2 April 2, 2005  
 GK Reis  
 D Leonard  
 D Parkhurst  
 D Heaps  
 M Cassio (Riley 56)  
 M Cancela  
 M Joseph  
 M Dempsey  
 M Ralston  
 F Noonan  
 F Twellman

### VS. CHICAGO FIRE

W, 2-0 May 7, 2005  
 GK Reis  
 D John  
 D Parkhurst  
 D Heaps  
 M Leonard  
 M Dempsey  
 M Joseph  
 M Dorman  
 M Ralston  
 F Noonan  
 F Twellman (Smith 86)

### @ KANSAS CITY WIZARDS

W, 2-0 June 11, 2005  
 GK Reis  
 D Franchino  
 D Parkhurst  
 D Heaps  
 M Leonard (Riley 77)  
 M Cancela (Edozien 88)  
 M Joseph  
 M Dempsey  
 M Ralston  
 M Ralston  
 F Noonan  
 F Smith (Dorman 68)

### @ CHICAGO FIRE

L, 0-1 July 9, 2005  
 GK Reis  
 D Franchino  
 D Parkhurst  
 D Heaps  
 M Leonard  
 M Riley  
 M Cancela (Edozien 66)  
 M Dorman  
 M Latham (Vercollone 66)  
 F Smith  
 F Twellman

### VS. REAL SALT LAKE

W, 4-1 August 10, 2005  
 GK Reis  
 D John (Riley 65)  
 D Parkhurst  
 D Heaps  
 M Franchino  
 M Cancela (Smith 76)  
 M Joseph  
 M Dorman  
 M Ralston  
 F Dempsey  
 F Twellman

### VS. COLUMBUS CREW

W, 3-1 September 10, 2005  
 GK Reis  
 D Franchino  
 D Parkhurst  
 D Heaps  
 M Leonard  
 M Hernandez  
 M Joseph  
 M Dempsey (Dorman 72)  
 M Ralston (Phillips 84)  
 F Noonan  
 F Twellman

### @ KANSAS CITY WIZARDS

T, 2-2 October 8, 2005  
 GK Reis  
 D Franchino  
 D Parkhurst  
 D Heaps  
 M Leonard  
 M Dorman  
 M Cancela (Edozien 71)  
 M Joseph  
 M Ralston  
 F Dempsey  
 F Smith

### VS. COLUMBUS CREW

W, 3-0 April 9, 2005  
 GK Reis  
 D Franchino  
 D Parkhurst  
 D Heaps  
 M Riley  
 M Cancela (Dorman 82)  
 M Dempsey  
 M Joseph  
 M Ralston  
 F Noonan  
 F Twellman

### VS. D.C. UNITED

W, 1-0 May 14, 2005  
 GK Reis  
 D John  
 D Parkhurst  
 D Heaps  
 M Leonard (Smith 52)  
 M Dempsey  
 M Joseph (Cancela 88)  
 M Dorman (Larentowicz 92+)  
 M Ralston  
 F Noonan  
 F Twellman

### @ D.C. UNITED

L, 0-2 June 18, 2005  
 GK Reis  
 D Franchino  
 D Parkhurst  
 D Heaps  
 M Leonard (Riley 71)  
 M Cancela (Dorman 48+)  
 M Joseph  
 M Dempsey  
 M Ralston  
 F Noonan  
 F Smith (Edozien 67)

### VS. FC DALLAS

W, 3-2 July 16, 2005  
 GK Reis  
 D Franchino  
 D Parkhurst  
 D Heaps  
 M Leonard (Latham 58)  
 M Cancela  
 M Joseph  
 M Dempsey  
 M Cancela (Dorman 73)  
 F Noonan (Smith 84)  
 F Twellman

### @ FC DALLAS

L, 1-1 August 13, 2005  
 GK Reis  
 D John  
 D Parkhurst  
 D Heaps  
 M Franchino (Riley 74)  
 M Cancela (Smith 82)  
 M Joseph  
 M Dorman  
 M Ralston  
 F Dempsey  
 F Twellman

### @ METROSTARS

L, 4-5 September 17, 2005  
 GK Reis  
 D Franchino  
 D Parkhurst  
 D Heaps  
 M Leonard (Smith 64)  
 M Hernandez (Dorman 65)  
 M Joseph  
 M Dempsey (Phillips 87)  
 M Ralston  
 F Noonan  
 F Twellman

### VS. CHICAGO FIRE

W, 1-0 October 15, 2005  
 GK Reis  
 D Franchino (Riley 53)  
 D Parkhurst  
 D Heaps  
 M Leonard (Smith 31)  
 M Cancela  
 M Joseph  
 M Dorman (Phillips 71)  
 M Ralston  
 F Dempsey  
 F Twellman

### @ D.C. UNITED

W, 4-3 April 23, 2005  
 GK Reis  
 D John  
 D Parkhurst  
 D Heaps  
 M Leonard  
 M Dempsey  
 M Joseph  
 M Cancela (Dorman 66)  
 M Riley  
 F Noonan  
 F Twellman

### @ METROSTARS

T, 2-2 May 21, 2005  
 GK Reis  
 D John  
 D Parkhurst  
 D Heaps  
 M Leonard (Smith 61)  
 M Dempsey  
 M Joseph  
 M Dorman (Cancela 86)  
 M Ralston  
 F Noonan  
 F Twellman

### @ COLUMBUS CREW

W, 2-0 June 22, 2005  
 GK Reis  
 D Franchino  
 D Parkhurst  
 D Heaps  
 M Leonard (Riley 79)  
 M Cancela (Dorman 65)  
 M Joseph  
 M Dempsey  
 M Ralston  
 F Edozien (Smith 53)  
 F Noonan

### VS. CHIVAS USA

L, 0-1 July 22, 2005  
 GK Reis  
 D John  
 D Parkhurst  
 D Heaps  
 M Franchino  
 M Cancela (Leonard 46+)  
 M Joseph  
 M Dorman  
 M Riley (Latham 83)  
 F Smith (Edozien 46+)  
 F Twellman

### @ COLORADO RAPIDS

L, 0-2 August 17, 2005  
 GK Reis (Warren 84)  
 D Franchino  
 D Parkhurst  
 D Heaps  
 M Leonard (Vercollone 83)  
 M Dorman  
 M Joseph  
 M Hernandez (Smith 71)  
 M Riley  
 F Cancela  
 F Dempsey

### @ COLUMBUS CREW

T, 1-1 September 21, 2005  
 GK Reis  
 D Franchino  
 D Parkhurst  
 D Heaps  
 M Leonard (Smith 70)  
 M Dempsey  
 M Joseph  
 M Dorman (Phillips 84)  
 M Ralston  
 F Noonan  
 F Twellman

### @ CHICAGO FIRE

W, 3-0 April 27, 2005  
 GK Reis  
 D John  
 D Parkhurst  
 D Heaps  
 M Leonard  
 M Dempsey  
 M Joseph  
 M Dorman  
 M Riley (Vercollone 86)  
 F Noonan  
 F Twellman

### VS. COLORADO RAPIDS

T, 0-0 May 28, 2005  
 GK Reis  
 D John  
 D Parkhurst  
 D Heaps  
 M Leonard (Smith 61)  
 M Cancela (Franchino 61)  
 M Joseph  
 M Dorman  
 M Riley (Latham 79)  
 F Noonan  
 F Twellman

### VS. METROSTARS

W, 4-2 June 25, 2005  
 GK Reis  
 D Franchino  
 D Parkhurst  
 D Heaps  
 M Cassio (Riley 47+)  
 M Cancela (Dorman 46+)  
 M Joseph  
 M Dempsey  
 M Ralston  
 F Noonan  
 F Smith (John 68)

### VS. LOS ANGELES GALAXY

T, 1-1 July 27, 2005  
 GK Reis  
 D John  
 D Parkhurst  
 D Heaps  
 M Leonard (Latham 64)  
 M Cancela  
 M Joseph  
 M Dorman (Edozien 77)  
 M Riley  
 F Dempsey  
 F Twellman

### VS. D.C. UNITED

W, 2-1 August 27, 2005  
 GK Warren  
 D John  
 D Parkhurst  
 D Heaps  
 M Franchino (Riley 67)  
 M Cancela (Dorman 67)  
 M Joseph  
 M Hernandez  
 M Ralston  
 F Noonan  
 F Twellman

### VS. METROSTARS

W, 1-0 September 24, 2005  
 GK Reis  
 D Franchino  
 D Parkhurst  
 D Heaps  
 M Leonard (Riley 62)  
 M Hernandez  
 M Joseph  
 M Dempsey  
 M Ralston  
 F Noonan  
 F Twellman

### VS. CHIVAS USA

W, 1-1 April 30, 2005  
 GK Reis  
 D John  
 D Parkhurst  
 D Heaps  
 M Leonard  
 M Dempsey  
 M Joseph  
 M Dorman  
 M Ralston (Cancela 63)  
 F Noonan  
 F Twellman

### VS. KANSAS CITY WIZARDS

T, 1-1 June 4, 2005  
 GK Reis  
 D Franchino  
 D Parkhurst  
 D Heaps  
 M Leonard  
 M Cancela (Cassio 79)  
 M Joseph  
 M Dorman  
 M Riley  
 F Smith  
 F Twellman (Holmes 70)

### @ LOS ANGELES GALAXY

T, 1-1 July 4, 2005  
 GK Reis  
 D Franchino  
 D Parkhurst  
 D Heaps  
 M Leonard (Latham 75)  
 M Cancela  
 M Joseph  
 M Dorman  
 M Riley  
 F Smith (Edozien 70)  
 F Twellman

### VS. KANSAS CITY WIZARDS

L, 1-2 August 6, 2005  
 GK Reis  
 D Franchino (Leonard 78)  
 D Parkhurst  
 D John  
 M Riley  
 M Cancela (Smith 71)  
 M Joseph  
 M Dorman  
 M Ralston  
 F Dempsey  
 F Twellman

### @ REAL SALT LAKE

W, 1-0 September 3, 2005  
 GK Reis  
 D Franchino  
 D Parkhurst  
 D Heaps  
 M Leonard (Smith 74)  
 M Cancela (Edozien 67, Riley 88)  
 M Joseph  
 M Hernandez  
 M Dorman  
 F Dempsey  
 F Noonan

### VS. SAN JOSE EARTHQUAKES

L, 1-2 October 1, 2005  
 GK Reis  
 D Franchino  
 D Parkhurst  
 D Heaps  
 M Leonard (Smith 74)  
 M Hernandez  
 M Joseph  
 M Dempsey  
 M Ralston  
 F Noonan (Dorman 49)  
 F Twellman



## 2005 BOX SCORES

### New England Revolution 2 at San Jose Earthquakes 2

April 2 at Spartan Stadium (San Jose, Calif.) Att: 8,730

Scoring - NE - Noonan (Dempsey) 52; Twellman (Riley) 73.

SJ - Ching (Davis) 13; Cerritos (penalty kick) 21.

	Shots	Saves	Fouls	Offside	Corners
NE	17	2	21	2	4
SJ	9	6	30	1	4

### Columbus Crew 0 at New England Revolution 3

April 9 at Gillette Stadium (Foxborough, Mass.) Att: 9,727

Scoring - CLB - None.

NE - Dempsey (Heaps) 64; Noonan (unassisted) 82; Dorman (Twellman) 85.

	Shots	Saves	Fouls	Offside	Corners
CLB	9	4	16	2	4
NE	15	3	14	4	9

### New England Revolution 4 at D.C. United 3

April 23 at RFK Stadium (Washington, D.C.) Att: 13,691

Scoring - NE - Twellman (Dempsey) 26; Joseph (penalty kick) 28;

Leonard (Riley) 31; Dempsey (Dorman) 77.

DC - Moreno (penalty kick) 50+; Quaranta (Guppy, Adu) 57; Moreno (penalty kick) 82.

	Shots	Saves	Fouls	Offside	Corners
NE	10	3	18	2	3
DC	14	3	18	4	7

### New England Revolution 3 at Chicago Fire 0

April 27 at Soldier Field (Chicago, Ill.) Att: 54,427

Scoring - NE - Dempsey (Joseph, Twellman) 32; Noonan (Riley,

Dempsey) 43; Twellman (unassisted) 95+.

CHI - None

	Shots	Saves	Fouls	Offside	Corners
NE	10	3	8	6	3
CHI	17	3	10	6	3

### Chivas USA 0 at New England Revolution 1

April 30 at Gillette Stadium (Foxborough, Mass.) Att: 7,813

Scoring - CHV - None.

NE - Dempsey (Leonard) 88.

	Shots	Saves	Fouls	Offside	Corners
CHV	5	7	28	5	0
NE	15	2	8	1	13

### Chicago Fire 0 at New England Revolution 2

May 7 at Gillette Stadium (Foxborough, Mass.) Att: 8,003

Scoring - CHI - None.

NE - Noonan (Dempsey) 34; Dempsey (Ralston, Twellman) 58.

	Shots	Saves	Fouls	Offside	Corners
CHI	12	3	13	2	4
NE	10	6	10	6	1

### D.C. United 0 at New England Revolution 1

May 14 at Gillette Stadium (Foxborough, Mass.) Att: 13,662

Scoring - DC - None.

NE - Twellman (unassisted) 59.

	Shots	Saves	Fouls	Offside	Corners
DC	11	3	11	0	8
NE	9	3	22	1	5

### New England Revolution 2 at MetroStars 2

May 21 at Giants Stadium (East Rutherford, N.J.) Att: 12,134

Scoring - NE - Twellman (Noonan, Ralston) 6; Twellman (Smith,

Cancela) 89.

MET - Gaven (Ward, Guevara) 16; Wolyniec (Magee, Lisi) 83.

	Shots	Saves	Fouls	Offside	Corners
NE	21	9	11	5	2
MET	17	9	17	2	3

### Colorado Rapids 0 at New England Revolution 0

May 28 at Gillette Stadium (Foxborough, Mass.) Att: 12,317

Scoring - COL - None.

NE - None.

	Shots	Saves	Fouls	Offside	Corners
COL	5	7	15	5	5
NE	12	3	11	1	7

### Kansas City Wizards 1 at New England Revolution 1

June 4 at Gillette Stadium (Foxborough, Mass.) Att: 13,342

Scoring - KC - Victorine (Burciaga) 51.

NE - Smith (Cancela) 17.

	Shots	Saves	Fouls	Offside	Corners
KC	17	1	16	5	2
NE	9	7	17	3	13

### New England Revolution 2 at Kansas City Wizards 0

June 11 at Arrowhead Stadium (Kansas City, Mo.) Att: 6,787

Scoring - NE - own goal (Victorine) 8; Noonan (Joseph, Ralston) 49.

KC - None.

	Shots	Saves	Fouls	Offside	Corners
NE	6	4	8	3	2
KC	12	2	10	8	5

### New England Revolution 0 at D.C. United 2

June 18 at RFK Stadium (Washington, D.C.) Att: 17,611

Scoring - NE - None.

DC - Quaranta (Gomez) 10; Moreno (Quaranta) 12.

	Shots	Saves	Fouls	Offside	Corners
NE	16	5	14	4	1
DC	12	10	15	5	2

### New England Revolution 3 at Columbus Crew 1

June 22 at Crew Stadium (Columbus, Ohio) Att: 10,799

Scoring - NE - Noonan (Dempsey) 24; Dempsey (Cancela) 47+;

Noonan (Dempsey, Dorman) 68.

CLB - Buddle (Elliott, Glen) 4.

	Shots	Saves	Fouls	Offside	Corners
NE	14	2	15	3	12
CLB	15	6	14	9	7

### MetroStars 2 at New England Revolution 4

June 25 at Gillette Stadium (Foxborough, Mass.) Att: 17,194

Scoring - MET - Djorkaeff (penalty kick) 67; Galvan Rey (Gaven, Leitch) 68.

NE - Cancela (Dempsey) 1; Heaps (Dorman) 72; Ralston (unassisted)

86; Noonan (John) 91+.

	Shots	Saves	Fouls	Offside	Corners
MET	12	6	12	6	2
NE	14	5	15	3	1

### New England Revolution 1 at Los Angeles Galaxy 1

July 4 at The Home Depot Center (Carson, Calif.) Att: 27,000

Scoring - NE - Dorman (Joseph, Twellman) 94+.

LA - Enfield (Gomez, Dunivant) 87.

	Shots	Saves	Fouls	Offside	Corners
NE	10	4	12	6	3
LA	12	4	14	8	7

### New England Revolution 0 at Chicago Fire 1

July 9 at Soldier Field (Chicago, Ill.) Att: 12,077

Scoring - NE - None.

CHI - Enfield (Gomez, Dunivant) 87.

	Shots	Saves	Fouls	Offside	Corners
NE	10	7	10	3	2
CHI	13	1	17	4	5



## FC Dallas 2 at New England Revolution 3

July 16 at Gillette Stadium (Foxborough, Mass.) Att: 22,108

Scoring - FCD - Alvarez (unassisted) 7; O'Brien (Alvarez) 46+.

NE - Twellman (Noonan) 44; Twellman (Dempsey) 90; Twellman

(Joseph) 92+.

	Shots	Saves	Fouls	Offside	Corners
FCD	19	10	10	4	4
NE	19	9	18	2	8

## New England Revolution 0 at Chivas USA 1

July 22 at The Home Depot Center (Carson, Calif.) Att: 10,681

Scoring - NE - None.

CHV - Sequeira (Martinez, Mendoza) 38.

	Shots	Saves	Fouls	Offside	Corners
NE	11	5	22	2	5
CHI	9	2	18	4	7

## Los Angeles Galaxy 1 at New England Revolution 1

July 27 at Gillette Stadium (Foxborough, Mass.) Att: 8,954

Scoring - LA - Gomez (Donovan, Ihemelu) 16.

NE - Joseph (penalty kick) 26.

	Shots	Saves	Fouls	Offside	Corners
LA	10	4	9	1	3
NE	6	2	12	0	6

## Kansas City Wizards 2 at New England Revolution 1

August 6 at Gillette Stadium (Foxborough, Mass.) Att: 10,204

Scoring - KC - Klein (Wolff) 47; Sealy (Wolff, Burciaga) 73.

NE - Joseph (Twellman) 48.

	Shots	Saves	Fouls	Offside	Corners
KC	9	5	11	2	1
NE	10	2	10	1	7

## Real Salt Lake 1 at New England Revolution 4

August 10 at Gillette Stadium (Foxborough, Mass.) Att: 8,066

Scoring - RSL - Kreis (unassisted) 31.

NE - Dempsey (Heaps) 12; Twellman (Heaps, Cancela) 16; own goal

(Dunseth) 76; Smith (unassisted) 90.

	Shots	Saves	Fouls	Offside	Corners
RSL	10	3	17	2	2
NE	11	4	19	3	7

## New England Revolution 2 at FC Dallas 1

August 13 at Pizza Hut Park (Frisco, Texas) Att: 12,101

Scoring - NE - Dempsey (Franchino, Twellman) 33; Joseph (Dorman)

80.

FCD - Ruiz (Gbandi, Talley) 58.

	Shots	Saves	Fouls	Offside	Corners
NE	15	1	8	4	4
FCD	10	4	13	6	7

## New England Revolution 0 at Colorado Rapids 2

August 17 at INVESCO Field at Mile High (Denver, Colo.) Att: 6,881

Scoring - NE - None.

COL - Nkong (Denton, Ben Dayan) 78; Peguero (penalty kick) 86.

	Shots	Saves	Fouls	Offside	Corners
NE	4	5	15	0	3
COL	18	2	12	4	2

## D.C. United 1 at New England Revolution 2

August 27 at Gillette Stadium (Foxborough, Mass.) Att: 18,049

Scoring - DC - Quaranta (Gomez, Olsen) 36.

NE - own goal (Boswell) 48; Twellman (Dorman, Noonan) 94+.

	Shots	Saves	Fouls	Offside	Corners
DC	12	2	17	1	4
NE	9	4	25	4	5

## New England Revolution 1 at Real Salt Lake 0

September 3 at Rice-Eccles Stadium (Salt Lake City, Utah) Att: 17,876

Scoring - NE - Smith (unassisted) 76.

RSL - None.

	Shots	Saves	Fouls	Offside	Corners
NE	8	2	10	3	4
RSL	13	0	16	3	6

## Columbus Crew 1 at New England Revolution 3

September 10 at Gillette Stadium (Foxborough, Mass.) Att: 9,167

Scoring - CLB - Hejduk (Elliott) 86.

NE - Twellman (Noonan, Franchino) 6; Twellman (Dempsey, Ralston) 39;

Twellman (Heaps, Ralston) 63.

	Shots	Saves	Fouls	Offside	Corners
CLB	7	8	9	5	1
NE	20	2	9	2	8

## New England Revolution 4 at MetroStars 5

September 17 at Giants Stadium (East Rutherford, N.J.) Att: 17,031

Scoring - NE - Joseph (Franchino) 29; Joseph (Ralston) 61; Dempsey

(unassisted) 71; Twellman (Joseph, Noonan) 74.

MET - Magee (Djorkaeff, Bradley) 7; Djorkaeff (Guevara, Razov) 51;

Guevara (Ward, Razov) 59; Magee (Bradley) 76; Djorkaeff (unassisted)

86.

	Shots	Saves	Fouls	Offside	Corners
NE	24	3	16	2	3
MET	13	5	18	5	2

## New England Revolution 1 at Columbus Crew 1

Sept 21 at Columbus Crew Stadium (Columbus, Ohio) Att: 11,769

Scoring - NE - Twellman (Noonan, Heaps) 93+.

CLB - Cameron (Elliott, Marshall) 66.

	Shots	Saves	Fouls	Offside	Corners
NE	18	1	11	3	8
CLB	13	5	18	5	3

## MetroStars 0 at New England Revolution 1

September 24 at Gillette Stadium (Foxborough, Mass.) Att: 15,663

Scoring - MET - None.

NE - Riley (Twellman, Noonan) 85.

	Shots	Saves	Fouls	Offside	Corners
MET	7	8	11	4	4
NE	15	3	17	0	8

## San Jose Earthquakes 2 at New England Revolution 0

October 1 at Gillette Stadium (Foxborough, Mass.) Att: 14,316

Scoring - SJ - Ching (Goldthwaite) 60; De Rosario (unassisted) 80.

NE - None.

	Shots	Saves	Fouls	Offside	Corners
SJ	7	4	15	4	2
NE	14	1	15	3	15

## New England Revolution 2 at Kansas City Wizards 2

October 8 at Arrowhead Stadium (Kansas City, Mo.) Att: 12,546

Scoring - NE - Cancela (unassisted) 41; Dempsey (Smith) 58.

KC - Wolff (Sumalia) 28; Conrad (unassisted) 39.

	Shots	Saves	Fouls	Offside	Corners
NE	10	3	11	2	5
KC	14	1	11	3	2

## Chicago Fire 0 at New England Revolution 1

October 15 at Gillette Stadium (Foxborough, Mass.) Att: 11,812

Scoring - CHI - None.

NE - Twellman (Cancela) 35.

	Shots	Saves	Fouls	Offside	Corners
CHI	11	4	7	4	6
NE	8	4	16	1	3



## 2005 MLS CUP PLAYOFFS

EAST. CONF. SEMIS - GM. 1  
@ METROSTARS  
L, 0-1 October 22, 2005

GK Reis  
D Franchino  
D Parkhurst  
D Heaps  
M Ralston  
M Dempsey  
M Joseph  
M Dempsey  
M Leonard (Smith 78)  
F Noonan  
F Twellman

EAST. CONF. SEMIS - GM. 2  
VS. METROSTARS  
W, 3-1 Oct. 29, 2005

GK Reis  
D Franchino (Riley 65)  
D Parkhurst  
D Heaps  
M Dempsey  
M Hernandez (Candela 62)  
M Joseph  
M Leonard (Smith 23)  
M Ralston  
F Noonan  
F Twellman

EAST. CONF. CHAMPIONSHIP  
VS. CHICAGO FIRE  
W, 1-0 November 6, 2005

GK Reis  
D Franchino  
D Parkhurst  
D Heaps  
M Dempsey  
M Hernandez  
M Joseph  
M Ralston (Candela 68)  
M Riley  
F Noonan  
F Twellman

MLS CUP 2006  
VS. LOS ANGELES GALAXY  
L, 0-1 (2OT) November 11, 2005

GK Reis  
D Franchino  
D Parkhurst  
D Heaps  
M Dempsey  
M Hernandez (Dorman 91+)  
M Joseph  
M Ralston  
M Riley (Latham 105)  
F Noonan (Candela 64)  
F Twellman

### STATISTICS

UNF	POS	PLAYER	GP	GS	MIN	G	A	SHT	SOG	FC	FS	OFF	CK	C	E
7	MID	José Candela	3	0	106	1	1	5	3	1	8	0	5	0	0
2	MID	Clint Dempsey	4	4	390	1	1	6	2	9	9	0	0	0	0
11	F/M	Pat Noonan	4	4	334	1	0	9	4	8	9	4	0	0	0
32	FWD	Khano Smith	2	0	79	1	0	1	1	2	0	0	0	0	0
3	M/D	Daniel Hernandez	4	4	332	0	1	5	0	9	7	0	0	2	0
21	MID	Shalrie Joseph	4	4	390	0	1	5	2	12	6	1	0	2	0
20	FWD	Taylor Twellman	4	4	390	0	1	3	2	4	16	8	0	0	0
25	MID	Andy Dorman	1	0	30	0	0	0	0	1	0	0	0	0	0
8	DEF	Joe Franchino	4	4	365	0	0	3	0	3	3	0	0	1	0
6	DEF	Jay Heaps	4	4	390	0	0	2	1	6	11	1	0	1	0
30	FWD	Ryan Latham	1	0	15	0	0	0	0	0	0	0	0	0	0
22	M/D	Marshall Leonard	2	2	101	0	0	0	0	7	6	1	0	0	0
15	DEF	Michael Parkhurst	4	4	390	0	0	0	0	0	4	0	0	0	0
14	M/D	Steve Ralston	4	4	368	0	0	6	3	3	6	1	15	0	0
1	GK	Matt Reis	4	4	390	0	0	0	0	0	3	0	0	0	0
16	M/D	James Riley	3	2	220	0	0	0	0	5	2	0	0	1	0
TEAM TOTALS			4	4	390	4	5	45	18	70	93	16	20	7	0
OPPONENT TOTALS			4	4	390	3	2	61	27	96	68	11	17	12	1

GAME-WINNING GOALS: Pat Noonan 1, Clint Dempsey 1.

GAME-WINNING ASSISTS: Shalrie Joseph 1, Daniel Hernandez 1, José Candela 1.

PENALTY KICK GOALS/ATTEMPTS: None.

UNF	POS	GOALKEEPER	GP	GS	MIN	SHTS	SV	GA	GAA	PG	PA	W	L	T	SO
1	GK	Matt Reis	4	4	390	27	22	3	0.69	0	0	2	2	0	1
TEAM TOTALS			4	4	390	27	22	3	0.69	0	0	2	2	0	1
OPPONENT TOTALS			4	4	390	18	13	4	0.92	0	0	2	2	0	2

### BOX SCORES

#### EASTERN CONFERENCE SEMIFINAL SERIES, GAME 1

New England Revolution 0 at MetroStars 1

October 22 at Giants Stadium (East Rutherford, N.J.) Att: 10,003

Scoring - NE - None.

MET - Guevara 1 (Djorkaeff 1) 34.

	Shots	Saves	Fouls	Offside	Corners
NE	11	6	19	5	4
MET	14	3	24	5	3

#### EASTERN CONFERENCE SEMIFINAL SERIES, GAME 2

MetroStars 1 at New England Revolution 3

October 29 at Gillette Stadium (Foxborough, Mass.) Att: 9,581

Scoring - MET - Djorkaeff (Galvan Rey) 59.

NE - Candela (Twellman) 68; Noonan (Candela) 73; Smith (Dempsey) 83.

	Shots	Saves	Fouls	Offside	Corners
MET	8	8	17	4	4
NE	19	2	9	4	5

#### EASTERN CONFERENCE FINAL

Chicago Fire 0 at New England Revolution 1

November 6 at Gillette Stadium (Foxborough, Mass.) Att: 18,118

Scoring: CHI - None.

NE - Dempsey 1 (Joseph 1, Hernandez 1) 4.

	Shots	Saves	Fouls	Offside	Corners
CHI	14	0	28	1	3
NE	4	7	18	2	4

#### MLS CUP 2005

Los Angeles Galaxy 1 vs. New England Revolution 0 (2OT)

November 13, 2005 at Pizza Hut Park (Frisco, Texas) Att: 21,193

Scoring - NE - None.

LA - Ramirez 1 (unassisted) 105.

	Shots	Saves	Fouls	Offside	Corners
LA	25	2	27	1	7
NE	11	7	24	5	7



## 2004 RESULTS

HISTORY: 2004

DATE	OPPONENT	RESULT	SCORE	NOTES	ATT.	W-L-T	POS.	PTS
04/03/2004	at Los Angeles Galaxy	L	2-3		25,152	0-1-0	T4	0
04/17/2004	SAN JOSE EARTHQUAKES	L	1-3		16,203	0-2-0	T4	0
04/25/2004	at MetroStars	T	1-1		8,129	0-2-1	4	1
05/01/2004	LOS ANGELES GALAXY	W	2-1		13,811	1-2-1	4	4
05/07/2004	at Colorado Rapids	T	0-0		7,784	1-2-2	T3	5
05/15/2004	at Columbus Crew	L	0-1		16,694	1-3-2	T4	5
05/22/2004	METROSTARS	T	1-1		10,108	1-3-3	4	6
05/29/2004	D.C. UNITED	L	0-1		19,314	1-4-3	5	6
06/02/2004	at Kansas City Wizards	W	3-2		8,014	2-4-3	5	9
06/06/2004	COLUMBUS CREW	L	1-2		7,047	2-5-3	5	9
06/12/2004	at Dallas Burn	L	1-3		6,941	2-6-3	5	9
06/19/2004	KANSAS CITY WIZARDS	L	1-3		10,038	2-7-3	5	9
06/26/2004	METROSTARS	W	2-1		9,891	3-7-3	5	12
07/04/2004	at Colorado Rapids	L	0-1		41,979	3-8-3	5	12
07/11/2004	at Chicago Fire	T	1-1		39,529	3-8-4	5	13
07/14/2004	CHICAGO FIRE	W	3-1		9,634	4-8-4	5	16
07/17/2004	at Columbus Crew	T	1-1		13,373	4-8-5	5	17
07/24/2004	at San Jose Earthquakes	T	2-2		9,062	4-8-6	5	18
08/07/2004	COLUMBUS CREW	T	2-2		9,156	4-8-7	T4	19
08/11/2004	at Dallas Burn	W	3-0		5,104	5-8-7	T4	22
08/14/2004	at D.C. United	T	2-2		13,298	5-8-8	4	23
08/21/2004	KANSAS CITY WIZARDS	L	1-2		7,410	5-9-8	T4	23
08/28/2004	D.C. UNITED	T	0-0		17,236	5-9-9	4	24
09/04/2004	SAN JOSE EARTHQUAKES	L	0-1		25,266	5-10-9	5	24
09/11/2004	at MetroStars	L	2-3		12,333	5-11-9	5	24
09/18/2004	COLORADO RAPIDS	W	6-1		7,994	6-11-9	5	27
09/25/2004	at Chicago Fire	L	0-2		20,383	6-12-9	5	27
10/02/2004	DALLAS BURN	W	2-0		10,141	7-12-9	5	30
10/09/2004	at D.C. United	L	0-1		19,461	7-13-9	5	30
10/16/2004	CHICAGO FIRE	W	2-1		10,136	8-13-9	T4	33

### MLS CUP PLAYOFFS

DATE	OPPONENT	RESULT	SCORE	NOTES	ATT.	ROUND	GAME
10/23/2004	COLUMBUS CREW	W	1-0		5,679	EC Semifinals	1
10/31/2004	at Columbus Crew	T	1-1		15,224	EC Semifinals	2
11/06/2004	at D.C. United	T	3-3	L in PKs, 3-4	21,201	EC Final	

### U.S. OPEN CUP

DATE	OPPONENT	RESULT	SCORE	NOTES	ROUND
07/20/2004	ROCHESTER RHINOS	T	1-1	L in PKs, 1-3	Fourth Round

### COACH

COACH	W	L	T	PCT.
Steve Nicol	8	13	9	.417



## 2004 STATISTICS

#	POS	PLAYER	GP	GS	MIN	G	A	PTS	SHT	SOG	BLK	FC	FS	OFF	CK	C	E
11	FWD	Pat Noonan	29	29	2545	11	8	30	75	37	1	33	42	17	0	4	0
14	MID	Steve Ralston	30	30	2700	7	8	22	25	11	1	27	31	2	32	3	0
20	FWD	Taylor Twellman	23	23	2050	9	1	19	70	39	0	30	53	35	0	1	1
7	MID	José Cancela	25	24	1957	3	10	16	41	20	0	10	73	4	118	0	0
2	M/F	Clint Dempsey	24	23	2024	7	1	15	47	25	1	50	68	1	0	6	0
15	MID	Richie Baker	20	11	1052	0	6	6	14	7	0	17	12	4	12	2	0
25	MID	Andy Dorman	20	2	365	2	1	5	6	5	0	11	3	0	4	0	0
27	M/F	Felix Brilliant	19	6	856	1	2	4	8	4	0	22	16	3	0	0	0
6	DEF	Jay Heaps	28	26	2415	1	2	4	11	6	0	23	30	2	0	4	0
21	M/D	Shalrie Joseph	23	23	2032	0	3	3	17	4	0	43	27	0	1	4	1
8	M/D	Joe Franchino	20	20	1693	1	0	2	21	7	0	31	22	2	1	3	1
5	M/D	Brian Kamler	22	20	1653	0	2	2	14	6	0	13	25	1	2	2	0
9	FWD	Joe-Max Moore	3	3	246	0	2	2	4	2	0	4	1	1	5	1	0
22	DEF	Marshall Leonard	25	22	1992	0	1	1	5	2	2	45	22	0	0	7	0
24	GK	Adin Brown	7	7	585	0	0	0	0	0	0	0	0	0	0	0	0
12	DEF	Steve Howey	3	3	193	0	0	0	0	0	0	2	0	0	0	0	0
4	DEF	Avery John	21	19	1808	0	0	0	4	2	0	20	23	0	0	7	0
12	DEF	Daouda Kante	4	3	221	0	0	0	1	0	0	4	0	0	0	1	0
3	DEF	Rusty Pierce	14	13	1179	0	0	0	1	0	2	20	17	0	0	3	0
1	GK	Matt Reis	24	23	2115	0	0	0	0	0	0	1	2	0	0	0	0
23	MID	Luke Vercollone	2	0	2	0	0	0	0	0	0	0	0	0	0	0	0
TEAM TOTALS			30	30	2700	42	47	131	364	177	7	406	477	72	175	48	3
OPPONENT TOTALS			30	30	2700	43	38	124	388	185	10	488	393	100	189	55	4

GAME-WINNING GOALS: Taylor Twellman 3, Pat Noonan 2, Steve Ralston 1, Clint Dempsey 1, José Cancela 1.

GAME-WINNING ASSISTS: José Cancela 3, Shalrie Joseph 2, Steve Ralston 1, Pat Noonan 1, Marshall Leonard 1, Clint Dempsey 1.

PENALTY KICK GOALS/ATTEMPTS: José Cancela 2-3, Steve Ralston 2-2, Taylor Twellman 0-1.

#	POS	GOALKEEPER	GP	GS	MIN	SHT	SV	C/P	GA	GAA	PG	PA	W	L	T	SO
1	GK	Matt Reis	24	23	2115	134	97	110	32	1.36	4	4	7	10	7	3
24	GK	Adin Brown	7	7	585	51	39	26	11	1.69	0	0	1	3	2	1
TEAM TOTALS			30	30	2700	185	136	136	43	1.43	4	4	8	13	9	4
OPPONENT TOTALS			30	30	2700	177	125	151	42	1.40	4	6	13	8	9	8



## 2004 LINEUPS

### @ LOS ANGELES GALAXY

L, 2-3 April 3, 2004

GK Brown  
D Franchino  
D Heaps  
D Kante (Dempsey 83)  
D Pierce  
M Noonan  
M Joseph  
M Cancela  
M Ralston  
F Moore  
F Twellman

### VS. SAN JOSE EARTHQUAKES

T, 1-1 April 17, 2004

GK Brown  
D Franchino  
D Pierce (Leonard 86)  
D Kante (Dorman 89)  
D Heaps  
M Noonan  
M Dempsey  
M Cancela  
M Ralston  
F Moore (Kamler 70)  
F Twellman

### @ METROSTARS

W, 2-1 April 25, 2004

GK Brown  
D Leonard  
D Joseph  
D Kamler  
D Heaps  
M Franchino  
M Dempsey  
M Moore  
M Ralston  
F Noonan  
F Twellman

### VS. LOS ANGELES GALAXY

T, 0-0 May 1, 2004

GK Brown  
D Leonard  
D Joseph  
D Kamler  
D Heaps  
M Franchino  
M Dempsey  
M Cancela (Dorman 79)  
M Ralston  
F Noonan  
F Twellman

### @ COLORADO RAPIDS

L, 1-3 May 7, 2004

GK Brown  
D Leonard  
D Joseph  
D Kamler  
D Heaps  
M Franchino (Baker 82)  
M Cancela (Dorman 90)  
M Dempsey  
M Ralston  
F Noonan  
F Twellman

### @ COLUMBUS CREW

L, 0-1 May 15, 2004

GK Reis  
D Franchino  
D Kante  
D Kamler  
D Heaps  
M Leonard  
M Cancela  
M Dempsey  
M Ralston  
F Noonan  
F Twellman

### VS. METROSTARS

T, 1-1 May 22, 2004

GK Reis  
D John  
D Kamler  
D Heaps  
D Franchino  
M Dempsey  
M Joseph  
M Cancela (Brilliant 71)  
M Ralston  
F Noonan  
F Twellman

### VS. D.C. UNITED

L, 0-1 May 29, 2004

GK Reis  
D Leonard  
D Kamler  
D Heaps  
D Franchino  
M Dempsey  
M Joseph  
M Cancela (Brilliant 46)  
M Ralston  
F Noonan  
F Twellman (Dorman 70)

### @ KANSAS CITY WIZARDS

W, 3-2 June 2, 2004

GK Reis  
D Leonard  
D John  
D Heaps  
D Brilliant (Baker 76)  
M Franchino  
M Joseph  
M Cancela  
M Ralston  
F Noonan  
F Dempsey

### VS. COLUMBUS CREW

L, 1-2 June 6, 2004

GK Reis  
D Leonard  
D John  
D Heaps  
D Brilliant (Baker 78)  
M Franchino  
M Joseph  
M Cancela  
M Ralston  
F Noonan  
F Dempsey

### @ DALLAS BURN

L, 1-3 June 12, 2004

GK Reis  
D John  
D Leonard  
D Heaps  
D Franchino  
D Ralston  
M Cancela  
M Dorman  
M Baker (Vercollone 89)  
F Brilliant  
F Dempsey

### VS. KANSAS CITY WIZARDS

L, 1-3 June 19, 2004

GK Brown  
D Leonard  
D John  
D Heaps  
D Ralston  
M Dorman  
M Cancela  
M Noonan  
M Kamler (Baker 30)  
F Brilliant  
F Dempsey

### VS. METROSTARS

W, 2-1 June 26, 2004

GK Brown (Reis 45)  
D Leonard  
D John  
D Heaps  
D Ralston  
M Franchino  
M Dempsey  
M Cancela (Kante 86)  
M Baker  
F Noonan  
F Brilliant (Vercollone 93+)

### @ COLORADO RAPIDS

L, 0-1 July 4, 2004

GK Reis  
D Leonard  
D John  
D Heaps  
D Ralston  
M Brilliant  
M Cancela  
M Franchino  
M Dempsey  
M Baker  
F Noonan

### @ CHICAGO FIRE

T, 1-1 July 11, 2004

GK Reis  
D Leonard  
D John  
D Heaps  
D Ralston  
M Kamler (Brilliant 56)  
M Franchino  
M Dempsey  
M Noonan  
M Baker (Dorman 72)  
F Twellman

### VS. CHICAGO FIRE

W, 3-1 July 14, 2004

GK Reis  
D Franchino  
D John  
D Heaps  
D Ralston  
M Kamler  
M Cancela (Dorman 69)  
M Joseph (Leonard 69)  
M Noonan (Baker 46)  
F Dempsey  
F Twellman

### @ COLUMBUS CREW

T, 1-1 July 17, 2004

GK Reis  
D Franchino  
D John  
D Heaps  
D Ralston  
M Kamler  
M Joseph  
M Cancela (Leonard 71)  
M Baker (Brilliant 54)  
F Noonan  
F Dempsey

### @ SAN JOSE EARTHQUAKES

T, 2-2 July 24, 2004

GK Reis  
D Leonard  
D John  
D Heaps  
D Ralston  
M Baker (Dorman 90)  
M Joseph  
M Franchino  
M Cancela  
F Noonan  
F Twellman

### VS. COLUMBUS CREW

T, 2-2 August 7, 2004

GK Reis  
D Franchino  
D John  
D Heaps  
D Ralston  
M Kamler (Pierce 77)  
M Joseph  
M Cancela (Dorman 81)  
M Baker (Brilliant 66)  
F Noonan  
F Twellman

### @ DALLAS BURN

W, 3-0 August 11, 2004

GK Reis  
D Franchino (Heaps 46)  
D John  
D Pierce  
D Ralston  
M Kamler (Brilliant 72)  
M Joseph  
M Cancela (Dorman 83)  
M Leonard  
M Noonan  
F Twellman

### @ D.C. UNITED

T, 2-2 August 14, 2004

GK Reis  
D Leonard (Baker 67)  
D John  
D Pierce  
D Heaps  
M Kamler (Brilliant 67)  
M Joseph  
M Cancela (Dorman 85)  
M Ralston  
M Noonan  
F Twellman

### VS. KANSAS CITY WIZARDS

L, 1-2 August 21, 2004

GK Reis  
D Leonard (Dorman 81)  
D John  
D Pierce  
D Ralston  
M Kamler (Heaps 60)  
M Joseph  
M Cancela  
M Baker (Brilliant 45)  
F Noonan  
F Twellman

### VS. D.C. UNITED

T, 0-0 August 28, 2004

GK Reis  
D Leonard  
D Howey (John 45)  
D Pierce  
D Ralston  
M Noonan  
M Joseph  
M Joseph  
M Cancela (Kamler 45)  
M Baker (Dorman 72)  
F Dempsey  
F Twellman

### VS. SAN JOSE EARTHQUAKES

L, 0-1 September 4, 2004

GK Reis  
D Leonard  
D John  
D Pierce  
D Kamler (Brilliant 82)  
M Joseph  
M Howey (Baker 72)  
M Dempsey (Dorman 61)  
M Ralston  
F Noonan  
F Twellman

### @ METROSTARS

L, 2-3 September 11, 2004

GK Reis  
D Franchino (John 37)  
D Howey (Dorman 76)  
D Pierce  
D Heaps  
M Kamler (Brilliant 69)  
M Joseph  
M Dempsey  
M Ralston  
F Noonan  
F Twellman

### VS. COLORADO RAPIDS

W, 6-1 September 18, 2004

GK Reis  
D Leonard  
D Heaps  
D Pierce  
D Ralston  
M Kamler  
M Joseph (Dorman 89)  
M Dempsey (Cancela 66)  
M Baker  
F Noonan (Brilliant 70)  
F Twellman

### @ CHICAGO FIRE

L, 2-2 September 25, 2004

GK Reis  
D Leonard  
D Heaps  
D Pierce  
D Ralston  
M Kamler  
M Joseph  
M Dempsey  
M Cancela (Brilliant 66)  
F Noonan  
F Twellman

### VS. DALLAS BURN

W, 2-0 October 2, 2004

GK Reis  
D Leonard  
D John  
D Pierce  
D Heaps  
M Kamler  
M Joseph  
M Cancela (Dorman 80)  
M Baker (Brilliant 64)  
M Ralston  
F Noonan  
F Twellman

### @ D.C. UNITED

L, 0-1 October 9, 2004

GK Reis  
D John  
D Pierce  
D Heaps  
M Kamler (Dorman 85)  
M Joseph  
M Dempsey  
M Cancela (Brilliant 64)  
M Ralston  
F Noonan  
F Twellman

### VS. CHICAGO FIRE

W, 2-1 October 16, 2004

GK Reis  
D Leonard  
D John  
D Pierce  
D Heaps  
M Noonan  
M Joseph  
M Cancela (Dorman 79)  
M Ralston  
F Dempsey  
F Twellman





## 2004 BOX SCORES

### New England Revolution 2 at Los Angeles Galaxy 3

April 3 at The Home Depot Center (Carson, Calif.) Att: 25,152

Scoring - NE - Heaps (Cancela) 48; Noonan (unassisted) 68.  
LA - Ruiz (Torres, Herzog) 30; Herzog (Ruiz) 59; Kirovski (Victorine) 69.

	Shots	Saves	Fouls	Offside	Corners
NE	13	7	12	3	8
LA	15	3	9	3	4

### San Jose Earthquakes 3 at New England Revolution 1

April 17 at Gillette Stadium (Foxborough, Mass.) Att: 16,203

Scoring - SJ - De Rosario (unassisted) 53; Alvarez (Donovan) 55; Ching (Donovan) 75.

NE - Twellman (Moore, Ralston) 49.

	Shots	Saves	Fouls	Offside	Corners
SJ	10	6	19	2	7
NE	8	3	16	3	6

### New England Revolution 1 at MetroStars 1

April 25 at Giants Stadium (East Rutherford, N.J.) Att: 8,129

Scoring - NE - Dempsey (Heaps, Moore) 12.

MET - Guevara (unassisted) 14.

	Shots	Saves	Fouls	Offside	Corners
NE	12	9	15	3	8
MET	21	2	5	4	13

### Los Angeles Galaxy 1 at New England Revolution 2

May 1 at Gillette Stadium (Foxborough, Mass.) Att: 13,811

Scoring - LA - Moreno (unassisted) 94+.

NE - Franchino (Twellman, Noonan) 4; Cancela (penalty kick) 71.

	Shots	Saves	Fouls	Offside	Corners
LA	8	2	23	4	4
NE	7	5	21	0	13

### New England Revolution 0 at Colorado Rapids 0

May 7 at Invesco Field at Mile High (Denver, Colo.) Att: 7,784

Scoring - NE - None.

COL - None.

	Shots	Saves	Fouls	Offside	Corners
NE	9	6	8	6	3
COL	20	3	17	4	11

### New England Revolution 0 at Columbus Crew 1

May 15 at Crew Stadium (Columbus, Ohio) Att: 16,694

Scoring - NE - None.

CLB - Buddle (unassisted) 41.

	Shots	Saves	Fouls	Offside	Corners
NE	18	5	8	4	3
CLB	13	6	18	5	3

### MetroStars 1 at New England Revolution 1

May 22 at Gillette Stadium (Foxborough, Mass.) Att: 10,108

Scoring - MET - Glen (Lisi) 55.

NE - Noonan (unassisted) 7.

	Shots	Saves	Fouls	Offside	Corners
MET	10	3	14	0	6
NE	10	5	15	3	11

### D.C. United 1 at New England Revolution 0

May 29 at Gillette Stadium (Foxborough, Mass.) Att: 19,314

Scoring - DC - own goal (Kamler) 5.

NE - None.

	Shots	Saves	Fouls	Offside	Corners
DC	12	1	28	4	4
NE	9	5	12	3	6

### New England Revolution 3 at Kansas City Wizards 2

June 2 at Arrowhead Stadium (Kansas City, Mo.) Att: 8,014

Scoring - NE - Noonan (Ralston) 16; Noonan (unassisted) 86; Noonan (Joseph, Cancela) 90.

KC - Wolff (Klein, Burciaga) 33; Arnaud (unassisted) 37.

	Shots	Saves	Fouls	Offside	Corners
NE	11	3	16	2	5
KC	21	4	16	4	5

### Columbus Crew 2 at New England Revolution 1

June 6 at Gillette Stadium (Foxborough, Mass.) Att: 7,047

Scoring - CLB - Hejduk (unassisted) 53; Cunningham (penalty kick) 68.

NE - Cancela (penalty kick) 62.

	Shots	Saves	Fouls	Offside	Corners
CLB	11	5	19	0	5
NE	13	6	14	2	6

### New England Revolution 1 at Dallas Burn 3

June 12 at Cotton Bowl (Dallas, Texas) Att: 6,941

Scoring - NE - Dempsey (Ralston, Cancela) 52.

DAL - Kreis (Valakari) 12; Johnson (Davis) 74; Ntleko (Quill, OBrien) 84.

	Shots	Saves	Fouls	Offside	Corners
NE	10	0	9	1	12
DAL	7	6	15	2	5

### Kansas City Wizards 3 at New England Revolution 1

June 19 at Gillette Stadium (Foxborough, Mass.) Att: 10,038

Scoring - KC - Arnaud (unassisted) 41; Taylor (Arnaud, Klein) 70; Taylor (unassisted) 93+.

NE - Dempsey (Baker) 74.

	Shots	Saves	Fouls	Offside	Corners
KC	13	7	17	3	2
NE	14	5	17	1	7

### MetroStars 1 at New England Revolution 2

June 26 at Gillette Stadium (Foxborough, Mass.) Att: 9,891

Scoring - MET - Guevara (penalty kick) 90.

NE - Brilliant (Noonan) 64; Dempsey (Noonan) 67.

	Shots	Saves	Fouls	Offside	Corners
MET	20	4	21	5	7
NE	14	10	16	1	5

### New England Revolution 0 at Colorado Rapids 1

July 4 at Invesco Field at Mile High (Denver, Colo.) Att: 41,979

Scoring - NE - None.

COL - Delgado (unassisted) 75.

	Shots	Saves	Fouls	Offside	Corners
NE	16	4	10	2	6
COL	14	7	13	2	0

### New England Revolution 1 at Chicago Fire 1

July 11 at Soldier Field (Chicago, Ill.) Att: 39,529

Scoring - NE - Ralston (free kick) 50.

CHI - Ralph (penalty kick) 49.

	Shots	Saves	Fouls	Offside	Corners
NE	13	3	17	4	0
CHI	15	6	18	5	8

### Chicago Fire 1 at New England Revolution 3

July 14 at Gillette Stadium (Foxborough, Mass.) Att: 9,634

Scoring - CHI - Williams (Beasley) 40.

NE - Dempsey (Baker, Joseph) 47; Twellman (Dempsey) 51; Twellman (Kamler, Cancela) 67.

	Shots	Saves	Fouls	Offside	Corners
CHI	15	2	15	3	5
NE	11	6	12	3	8



## New England Revolution 1 at Columbus Crew 1

July 17 at Crew Stadium (Columbus, Ohio) Att: 13,373

Scoring - NE - Dempsey (Baker, Ralston) 31.

CLB - Martino (Cunningham, Marshall) 45.

	Shots	Saves	Fouls	Offside	Corners
NE	11	5	15	3	7
CLB	15	3	19	2	2

## New England Revolution 2 at San Jose Earthquakes 2

July 24 at Spartan Stadium (San Jose, Calif.) Att: 9,062

Scoring - NE - Noonan (Baker, Cancela) 25; Cancela (unassisted) 54.

SJ - Donovan (Ching, Mulrooney) 91+; Ching (De Rosario, Ekelund) 94+.

	Shots	Saves	Fouls	Offside	Corners
NE	8	5	17	3	1
SJ	18	2	17	0	10

## Columbus Crew 2 at New England Revolution 2

August 7 at Gillette Stadium (Foxborough, Mass.) Att: 9,156

Scoring - CLB - Martino (unassisted) 20; Buddle (free kick) 46+.

NE - Ralston (penalty kick) 28; Noonan (free kick) 48+.

	Shots	Saves	Fouls	Offside	Corners
CLB	8	6	17	2	5
NE	15	2	7	2	7

## New England Revolution 3 at Dallas Burn 0

August 11 at Cotton Bowl (Dallas, Texas) Att: 5,104

Scoring - NE - Noonan (Ralston, Cancela) 3; Twellman (Dorman,

Brillant) 86; Dorman (Noonan) 94+.

DAL - None.

	Shots	Saves	Fouls	Offside	Corners
NE	10	7	8	1	4
DAL	17	1	13	0	12

## New England Revolution 2 at D.C. United 2

August 14 at RFK Stadium (Washington, D.C.) Att: 13,298

Scoring - NE - Ralston (Noonan) 38; Dorman (unassisted) 85.

DC - Moreno (unassisted) 39; Moreno (Kovalenko) 56.

	Shots	Saves	Fouls	Offside	Corners
NE	9	5	9	0	9
DC	15	3	18	3	6

## Kansas City Wizards 2 at New England Revolution 1

August 21 at Gillette Stadium (Foxborough, Mass.) Att: 7,410

Scoring - KC - Wolff (unassisted) 39; Arnaud (Jewsbury, Wolff) 66.

NE - Twellman (Noonan, Baker) 11.

	Shots	Saves	Fouls	Offside	Corners
KC	8	4	13	7	4
NE	16	3	17	1	3

## D.C. United 0 at New England Revolution 0

August 28 at Gillette Stadium (Foxborough, Mass.) Att: 17,236

Scoring - DC - None.

NE - None.

	Shots	Saves	Fouls	Offside	Corners
DC	12	2	16	5	6
NE	6	7	9	1	8

## San Jose Earthquakes 1 at New England Revolution 0

September 4 at Gillette Stadium (Foxborough, Mass.) Att: 25,266

Scoring - SJ - Brown (Russell, Waibel) 48.

NE - None.

	Shots	Saves	Fouls	Offside	Corners
SJ	10	6	14	5	3
NE	15	3	12	3	7

## New England Revolution 2 at MetroStars 3

September 11 at Giants Stadium (East Rutherford, N.J.) Att: 12,333

Scoring - NE - Noonan (free kick) 5; Twellman (Ralston, Noonan) 14.

MET - Magee (penalty kick) 31; Gaven (Taylor, Leitch) 48+; Glen

(Wolyniec) 68.

	Shots	Saves	Fouls	Offside	Corners
NE	11	6	15	4	6
MET	17	3	14	5	7

## Colorado Rapids 1 at New England Revolution 6

September 18 at Gillette Stadium (Foxborough, Mass.) Att: 7,994

Scoring - COL - Peguero (Henderson) 17.

NE - Ralston (Baker) 27; Twellman (unassisted) 28; Ralston (penalty

kick) 36; Noonan (Ralston) 41; Noonan (Kamler) 50; Twellman (Brillant) 71.

	Shots	Saves	Fouls	Offside	Corners
COL	7	7	12	5	2
NE	22	2	9	3	6

## New England Revolution 0 at Chicago Fire 2

September 25 at Soldier Field (Chicago, Ill.) Att: 20,383

Scoring - NE - None.

CHI - Herron (Armas, Jaqua) 7; Herron (Armas, Williams) 77.

	Shots	Saves	Fouls	Offside	Corners
NE	15	1	17	4	4
CHI	8	8	21	3	6

## Dallas Burn 0 at New England Revolution 2

October 2 at Gillette Stadium (Foxborough, Mass.) Att: 10,141

Scoring - DAL - None.

NE - Twellman (Leonard) 42; Ralston (Cancela, Noonan) 47.

	Shots	Saves	Fouls	Offside	Corners
DAL	11	7	20	3	9
NE	14	4	19	5	4

## New England Revolution 0 at D.C. United 1

October 9 at RFK Stadium (Washington, D.C.) Att: 19,461

Scoring - NE - None.

DC - Gomez (Olsen) 32.

	Shots	Saves	Fouls	Offside	Corners
NE	10	2	19	2	4
DC	9	2	18	2	8

## Chicago Fire 1 at New England Revolution 2

October 16 at Gillette Stadium (Foxborough, Mass.) Att: 10,136

Scoring - CHI - Jaqua (Williams) 56.

NE - Dempsey (Heaps, Cancela) 55; Ralston (Cancela, Joseph) 58.

	Shots	Saves	Fouls	Offside	Corners
CHI	8	4	12	5	6
NE	14	2	12	2	6



## 2004 MLS CUP PLAYOFFS

### EAST. CONF. SEMIS - GM. 1

VS. CHICAGO FIRE  
W, 1-0 October 23, 2004  
GK Reis  
D John  
D Pierce  
D Heaps  
M Leonard  
M Joseph  
M Dempsey  
M Cancela (Dorman 77)  
M Ralston  
F Noonan  
F Twellman

### EAST. CONF. SEMIS - GM. 2

@ CHICAGO FIRE  
T, 1-1 October 31, 2004  
GK Reis  
D John  
D Pierce  
D Heaps  
M Leonard  
M Joseph  
M Dempsey  
M Cancela (Dorman 76)  
M Ralston  
F Noonan  
F Twellman

### EAST. CONF. CHAMPIONSHIP

@ D.C. UNITED  
T, 3-3 November 6, 2004 (L, 5-4 in PKs)  
GK Reis  
D John  
D Pierce  
D Heaps  
M Leonard  
M Joseph  
M Dempsey  
M Cancela (Dorman 68)  
M Ralston  
F Noonan  
F Twellman

### STATISTICS

#	POS	PLAYER	GP	GS	MIN	G	A	PTS	SHT	SOG	BLK	FC	FS	OFF	CK	C	E
14	MID	Steve Ralston	3	3	300	1	2	4	2	2	0	5	4	0	4	0	0
20	FWD	Taylor Twellman	3	3	300	2	0	4	11	5	0	4	11	7	0	0	0
4	DEF	Avery John	3	3	300	1	0	2	2	1	0	8	2	0	0	2	0
11	FWD	Pat Noonan	3	3	300	1	0	2	8	3	0	3	4	2	0	0	0
2	M/F	Clint Dempsey	3	3	300	0	1	1	5	2	0	7	4	0	0	0	0
25	MID	Andy Dorman	3	0	79	0	1	1	2	2	0	0	0	0	1	0	0
22	DEF	Marshall Leonard	3	3	261	0	1	1	2	1	0	2	2	1	0	0	0
7	MID	José Cancela	3	3	221	0	0	0	3	1	0	0	8	0	6	0	0
6	DEF	Jay Heaps	3	3	300	0	0	0	0	0	1	11	5	0	0	1	0
21	M/D	Shalrie Joseph	3	3	300	0	0	0	1	1	0	7	7	0	0	2	0
5	M/D	Brian Kamler	1	0	39	0	0	0	0	0	0	0	0	0	0	0	0
3	DEF	Rusty Pierce	3	3	300	0	0	0	0	0	0	2	2	0	0	1	0
1	GK	Matt Reis	3	3	300	0	0	0	0	0	0	2	1	0	0	0	0
TEAM TOTALS			3	3	300	5	5	15	36	18	1	51	50	10	11	6	0
OPPONENT TOTALS			3	3	300	4	6	14	37	17	0	52	49	5	18	7	0

GAME-WINNING GOALS: Avery John 1.

GAME-WINNING ASSISTS: Steve Ralston 1.

PENALTY KICK GOALS/ATTEMPTS: Steve Ralston 1-1.

#	POS	GOALKEEPER	GP	GS	MIN	SHT	SV	C/P	GA	GAA	PG	PA	W	L	T	SO
1	GK	Matt Reis	3	3	300	17	12	16	4	1.20	0	2	1	1	1	1
TEAM TOTALS			3	3	300	17	12	16	4	1.20	0	2	1	1	1	1
OPPONENT TOTALS			3	3	300	18	13	8	5	1.50	1	1	1	1	1	0

### BOX SCORES

#### EASTERN CONFERENCE SEMIFINAL SERIES, GAME 1

Columbus Crew 0 at New England Revolution 1  
October 23 at Gillette Stadium (Foxborough, Mass.) Att: 5,679

Scoring - CLB - None.

NE - John (Ralston) 25.

	Shots	Saves	Fouls	Offside	Corners
CLB	7	2	16	3	4
NE	6	3	20	1	3

#### EASTERN CONFERENCE SEMIFINAL SERIES, GAME 2

New England Revolution 1 at Columbus Crew 1  
October 31 at Columbus Crew Stadium (Columbus, Ohio) Att: 15,224

Scoring - NE - Twellman (Dorman, Dempsey) 81.

CLB - Buddle (Sanneh, Paule) 92+.

	Shots	Saves	Fouls	Offside	Corners
NE	12	4	13	4	3
CLB	14	4	11	1	5

#### EASTERN CONFERENCE FINAL

New England Revolution 3 at D.C. United 3

(United advances on PKs, 4-3)

November 6 at RFK Stadium (Washington, D.C.) Att: 21,201

Scoring - NE - Twellman (Leonard) 17; Ralston (penalty kick) 44;

Noonan (Ralston) 85

DC - Eskandarian (Olsen) 11; Moreno (Stewart) 21; Gomez (Stewart, Eskandarian) 67.

	Shots	Saves	Fouls	Offside	Corners
NER	18	5	18	5	5
DC	16	7	25	1	9



## 2003 RESULTS

DATE	PPONENT	RESULT	SCORE	NOTES	ATT.	W-L-T	POS.	PTS
04/13/2003	at Chicago Fire	T	1-1	OT	7,143	0-0-1	T2	1
04/19/2003	COLUMBUS CREW	L	1-2		15,827	0-1-1	3	1
04/26/2003	at Dallas Burn	W	2-1		8,543	1-1-1	T3	4
05/03/2003	SAN JOSE EARTHQUAKES	L	0-2		13,722	1-2-1	4	4
05/10/2003	LOS ANGELES GALAXY	W	2-0		11,278	2-2-1	3	7
05/14/2003	at Kansas City Wizards	T	1-1	OT	9,096	2-2-2	3	8
05/17/2003	CHICAGO FIRE	W	3-0		10,086	3-2-2	T2	11
05/24/2003	at Columbus Crew	W	3-2		13,186	4-2-2	2	14
05/31/2003	KANSAS CITY WIZARDS	T	2-2	OT	10,312	4-2-3	2	15
06/14/2003	at Colorado Rapids	L	1-4		15,967	4-3-3	T2	15
06/21/2003	at D.C. United	T	1-1	OT	11,022	4-3-4	3	16
06/28/2003	COLORADO RAPIDS	W	3-2		15,839	5-3-4	3	19
07/04/2003	at Los Angeles Galaxy	T	2-2	OT	27,000	5-3-5	3	20
07/12/2003	NY/NJ METROSTARS	T	3-3	OT	33,652	5-3-6	3	21
07/16/2003	DALLAS BURN	L	1-2		10,361	5-4-6	3	21
07/19/2003	at Chicago Fire	L	1-3		12,345	5-5-6	3	21
07/23/2003	at Columbus Crew	T	1-1	OT	14,632	5-5-7	3	22
07/27/2003	D.C. UNITED	L	2-4		30,912	5-6-7	3	22
08/09/2003	at D.C. United	L	0-1		14,374	5-7-7	4	22
08/16/2003	SAN JOSE EARTHQUAKES	T	1-1	OT	14,877	5-7-8	4	23
08/23/2003	at Los Angeles Galaxy	L	1-2	OT	20,377	5-8-8	5	23
08/30/2003	CHICAGO FIRE	W	5-1		10,846	6-8-8	4	26
09/07/2003	at San Jose Earthquakes	L	1-2		13,510	6-9-8	5	26
09/13/2003	at NY/NJ MetroStars	W	2-1		14,742	7-9-8	5	29
09/18/2003	COLORADO RAPIDS	T	0-0	OT	8,807	7-9-9	5	30
09/28/2003	COLUMBUS CREW	W	3-2	OT	8,594	8-9-9	4	33
10/04/2003	at Dallas Burn	W	4-1		8,917	9-9-9	4	36
10/11/2003	D.C. UNITED	W	1-0	OT	12,006	10-9-9	3	39
10/18/2003	at NY/NJ MetroStars	W	2-1		18,649	11-9-9	T2	42
10/25/2003	NY/NJ METROSTARS	W	5-2		12,492	12-9-9	2	45

### MLS CUP PLAYOFFS

DATE	OPPONENT	RESULT	SCORE	NOTES	ATT.	ROUND	GAME
11/01/2003	at NY/NJ MetroStars	W	2-0		10,211	EC Semifinals	1
11/09/2003	NY/NJ METROSTARS	T	1-1		14,823	EC Semifinals	2
11/14/2003	at Chicago Fire	L	0-1	OT	14,610	EC Final	

### U.S. OPEN CUP

DATE	OPPONENT	RESULT	SCORE	NOTES	ROUND
08/06/2003	ROCHESTER RHINOS	W	2-1		Fourth Round
08/27/2003	at NY/NJ MetroStars	L	1-2	OT	Quarterfinal

### COACH

COACH	W	L	T	PCT.
Steve Nicol	12	9	9	.550



## 2003 STATISTICS

#	POS	PLAYER	GP	GS	MIN	G	A	PTS	SHT	SOG	BLK	FC	FS	OFF	CK	C	E
20	FWD	Taylor Twellman	22	20	1893	15	4	34	90	47	0	34	57	23	1	2	0
11	FWD	Pat Noonan	28	17	1646	10	7	27	44	24	0	22	37	5	3	0	0
5	MID	Brian Kamler	28	28	2322	6	5	17	37	18	1	27	30	2	4	1	1
9	FWD	Joe-Max Moore	16	13	1187	4	7	15	42	19	0	15	28	5	42	0	1
14	MID	Steve Ralston	26	25	2348	4	7	15	29	15	0	18	24	2	40	1	0
13	M/F	Chris Brown	3	1	138	3	0	6	6	5	0	1	0	0	0	0	0
		w/ KC	18	11	1189	2	2	6	29	13	0	7	7	2	0	0	0
7	MID	José Cancela	13	12	1142	1	7	9	36	13	0	13	64	0	54	0	0
6	D/M	Jay Heaps	28	28	2579	3	1	7	25	9	2	50	28	1	4	5	1
8	DEF	Joe Franchino	25	25	2355	1	4	6	25	8	0	48	29	0	9	7	0
13	FWD	Wolde Harris	17	9	856	2	2	6	26	13	0	22	20	11	0	0	0
		w/KC	10	6	560	0	0	0	20	10	0	9	14	5	0	0	0
21	MID	Shalrie Joseph	28	27	2466	2	2	6	46	17	0	62	54	1	0	5	0
33	FWD	Dario Fabbro	8	7	511	2	0	4	7	4	0	8	7	7	0	0	0
		w/ KC	8	2	179	0	0	0	3	1	0	2	3	4	0	1	1
2	MID	Leo Cullen	26	18	1564	0	2	2	7	2	0	12	12	1	0	1	0
7	MID	Daniel Hernandez	9	4	520	0	2	2	8	2	0	20	10	0	0	0	0
10	MID	Jorge Vazquez	4	2	197	0	1	1	1	0	0	4	9	0	0	0	0
27	FWD	Chris Bagley	3	0	59	0	0	0	0	0	0	1	1	0	0	0	0
24	GK	Adin Brown	25	25	2347	0	0	0	0	0	0	0	1	0	0	0	0
12	DEF	Daouda Kante	16	14	1319	0	0	0	2	2	0	25	3	0	0	5	1
4	FWD	Ibrahim Kante	2	0	65	0	0	0	1	0	0	0	0	2	0	0	0
22	DEF	Marshall Leonard	10	5	550	0	0	0	2	0	1	9	11	0	0	1	0
18	DEF	Carlos Llamasa	24	23	2001	0	0	0	0	0	2	34	22	0	0	9	0
16	MID	Jason Moore	13	1	328	0	0	0	4	2	0	5	9	5	1	1	0
3	DEF	Rusty Pierce	21	21	1878	0	0	0	2	1	1	28	27	0	0	7	1
1	GK	Matt Reis	5	5	460	0	0	0	0	0	0	0	0	0	0	0	0
26	GK	Kyle Singer	1	0	9	0	0	0	0	0	0	0	0	0	0	0	0
		Own-goals received				2											
TEAM TOTALS			30	30	2807	55	51	161	440	201	7	458	483	65	158	45	5
OPPONENT TOTALS			30	30	2807	47	48	142	336	159	6	509	427	140	152	50	5

GAME-WINNING GOALS: Taylor Twellman 3, Pat Noonan 3, Brian Kamler 2, Steve Ralston 1, Shalrie Joseph 1, Joe Franchino 1.

GAME-WINNING ASSISTS: José Cancela 2, Steve Ralston 1, Pat Noonan 1.

PENALTY KICK GOALS/ATTEMPTS: Taylor Twellman 0-1, Steve Ralston 1-1, José Cancela 1-1.

#	POS	GOALKEEPER	GP	GS	MIN	SHT	SV	C/P	GA	GAA	PG	PA	W	L	T	SO	OT
21	MID	Shalrie Joseph	1	0	1	0	0	0	0	0.00	0	0	0	0	0	0	0-0-0
26	GK	Kyle Singer	1	0	1	0	0	0	0	0.00	0	0	0	0	0	0	0-0-0
24	GK	Adin Brown	25	25	2347	136	95	115	37	1.42	2	3	11	6	8	4	2-1-8
1	GK	Matt Reis	5	5	458	23	12	30	10	1.97	2	2	1	3	1	0	0-0-1
TEAM TOTALS			30	30	2807	159	107	146	47	1.51	4	5	12	9	9	4	2-1-9
OPPONENT TOTALS			30	30	2807	201	142	121	55	1.76	2	3	9	12	9	3	1-2-9



## 2003 LINEUPS

### @ CHICAGO FIRE

T, 1-1 (OT) April 13, 2003  
 GK A. Brown  
 D Franchino  
 D Heaps  
 D Llamosa (D. Kante 63')  
 D Pierce  
 M Cullen  
 M Hernandez (Noonan 92)  
 M Kamler  
 M Ralston  
 F Harris (J.-M. Moore 68')  
 F Twellman

### @ KANSAS CITY WIZARDS

T, 1-1 (OT) May 14, 2003  
 GK A. Brown  
 D Franchino  
 D Heaps  
 D Llamosa (Harris 74')  
 D Pierce  
 M Cullen (Hernandez 53')  
 M Joseph  
 M Kamler (Noonan 68')  
 M Ralston  
 F J.-M. Moore  
 F Twellman

### @ D.C. UNITED

T, 1-1 (OT) June 21, 2003  
 GK A. Brown  
 D Franchino  
 D Heaps  
 D Llamosa  
 D Pierce  
 M Cullen  
 M Joseph  
 M Kamler (J. Moore 78')  
 M Ralston  
 F J.-M. Moore (Noonan 63')  
 F Harris

### @ CHICAGO FIRE

L, 1-3 July 19, 2003  
 GK Reis  
 D Kamler  
 D Heaps  
 D Joseph (Singer 81')  
 D D. Kante  
 M Vazquez (I. Kante 46')  
 M J. Moore (Leonard 64')  
 M Noonan (Harris 46')  
 M Cullen  
 F J.-M. Moore  
 F Twellman

### @ LOS ANGELES GALAXY

L, 1-2 (OT) August 23, 2003  
 GK A. Brown  
 D Franchino  
 D Pierce  
 D Llamosa  
 D Heaps  
 M Kamler (J. Moore 87')  
 M Cancela  
 M Joseph  
 M Ralston  
 F Fabbro (C. Brown 75')  
 F Twellman (Noonan 29')

### VS. COLUMBUS CREW

W, 3-2 (OT) September 28, 2003  
 GK A. Brown  
 D Franchino  
 D D. Kante (C. Brown 56')  
 D Llamosa (Cullen 82')  
 D Heaps  
 M Noonan (J. Moore 74')  
 M Cancela  
 M Joseph  
 M Ralston  
 F J.-M. Moore  
 F Twellman

### VS. COLUMBUS CREW

L, 1-2 April 19, 2003  
 GK A. Brown  
 D Franchino  
 D Heaps  
 D D. Kante  
 D Pierce  
 M Cullen  
 M Hernandez (Joseph 46')  
 M Kamler (Noonan 56')  
 M Ralston  
 F Harris (J. Moore 80')  
 F Twellman

### VS. CHICAGO FIRE

W, 3-2 May 17, 2003  
 GK A. Brown  
 D Franchino  
 D Heaps  
 D Llamosa  
 D Pierce (D. Kante 32')  
 M Hernandez  
 M Joseph  
 M Kamler  
 M Ralston (Noonan 78')  
 F J.-M. Moore (Harris 46')  
 F Twellman

### VS. COLORADO RAPIDS

W, 3-2 June 28, 2003  
 GK A. Brown  
 D Franchino  
 D Heaps  
 D Llamosa  
 D Pierce  
 M Cullen (Vazquez 57')  
 M Joseph  
 M Kamler (J. Moore 79')  
 M Ralston  
 F Noonan (Twellman 62')  
 F Harris

### @ COLUMBUS CREW

T, 1-1 (OT) July 23, 2003  
 GK Reis  
 D Heaps  
 D D. Kante  
 D Llamosa  
 D Franchino  
 M Noonan  
 M Joseph (Cullen 90')  
 M Vazquez (Cancela 58')  
 M Kamler  
 F J.-M. Moore  
 F Twellman

### VS. CHICAGO FIRE

W, 5-1 August 30, 2003  
 GK A. Brown  
 D Leonard  
 D Pierce  
 D Llamosa  
 D Heaps  
 M Kamler  
 M Cancela  
 M Joseph  
 M Ralston  
 F C. Brown (Cullen 74')  
 F Fabbro (Noonan 59')

### @ DALLAS BURN

W, 4-1 October 4, 2003  
 GK A. Brown  
 D Leonard  
 D D. Kante  
 D Pierce  
 D Heaps  
 M Kamler (J. Moore 57')  
 M Cancela  
 M Joseph  
 M Ralston  
 F Noonan  
 F Twellman (Fabbro 78')

### @ DALLAS BURN

W, 2-1 April 26, 2003  
 GK A. Brown  
 D Franchino  
 D Heaps  
 D D. Kante  
 D Pierce  
 M Cullen  
 M Joseph  
 M Kamler  
 M Ralston  
 F J.-M. Moore  
 F Twellman (Harris 89')

### @ COLUMBUS CREW

W, 3-2 May 24, 2003  
 GK A. Brown  
 D Franchino  
 D Heaps  
 D Llamosa  
 D D. Kante  
 M Cullen  
 M Joseph (Hernandez 45')  
 M Kamler  
 M Ralston  
 F Harris (Noonan 66')  
 F Twellman

### @ LOS ANGELES GALAXY

T, 2-2 (OT) July 4, 2003  
 GK A. Brown  
 D Franchino  
 D Heaps  
 D Llamosa  
 D Pierce  
 M Cullen  
 M Joseph  
 M Kamler (J. Moore 75')  
 M Ralston  
 F Harris (Twellman 38')  
 F Noonan (J.-M. Moore 69')

### VS. D.C. UNITED

L, 1-1 July 27, 2003  
 GK Reis  
 D Heaps  
 D D. Kante  
 D Cullen  
 D Franchino  
 M Noonan (Ralston 67')  
 M Joseph  
 M Cancela (Harris 76')  
 M Kamler  
 F J.-M. Moore  
 F Twellman

### @ SAN JOSE EARTHQUAKES

L, 1-2 September 7, 2003  
 GK A. Brown  
 D Franchino  
 D Pierce  
 D Llamosa  
 D Heaps  
 M Kamler (Leonard 72')  
 M Cancela  
 M Joseph  
 M Ralston  
 F Fabbro (J.-M. Moore 60')  
 F Noonan

### VS. D.C. UNITED

W, 1-0 (OT) October 11, 2003  
 GK A. Brown  
 D Leonard  
 D D. Kante  
 D Pierce  
 D Heaps  
 M Kamler (J. Moore 78')  
 M Cancela (Cullen 89')  
 M Joseph  
 M Ralston  
 F Noonan (Bagley 61')  
 F Fabbro

### VS. SAN JOSE EARTHQUAKES

L, 0-2 May 3, 2003  
 GK A. Brown  
 D Franchino  
 D Heaps  
 D Llamosa (Harris 83')  
 D Pierce  
 M Cullen (Hernandez 64')  
 M Joseph  
 M Kamler (Noonan 57')  
 M Ralston  
 F J.-M. Moore  
 F Twellman

### VS. KANSAS CITY WIZARDS

T, 2-2 (OT) May 31, 2003  
 GK A. Brown  
 D Franchino  
 D Heaps  
 D Llamosa  
 D D. Kante  
 M Cullen  
 M Hernandez  
 M Kamler  
 M Ralston  
 F Noonan (Harris 78')  
 F Twellman

### VS. METROSTARS

T, 3-3 (OT) July 12, 2003  
 GK A. Brown  
 D Franchino  
 D Heaps  
 D Llamosa  
 D D. Kante  
 M Cullen  
 M Joseph  
 M Kamler (J. Moore 70')  
 M Noonan (Leonard 81')  
 F J.-M. Moore  
 F Twellman

### @ D.C. UNITED

L, 0-1 August 9, 2003  
 GK Reis  
 D Franchino  
 D Pierce  
 D Llamosa  
 D Heaps  
 M Kamler  
 M Cancela  
 M Ralston  
 F Harris (Noonan 65')  
 F Twellman

### @ METROSTARS

W, 2-1 September 13, 2003  
 GK A. Brown  
 D Franchino  
 D D. Kante  
 D Llamosa  
 D Heaps  
 M Kamler  
 M Cancela  
 M Joseph  
 M Ralston  
 F Fabbro (Cullen 61')  
 F Noonan

### @ METROSTARS

W, 2-1 October 18, 2003  
 GK Reis  
 D Leonard  
 D D. Kante (Llamosa 76')  
 D Pierce  
 D Heaps  
 M Kamler  
 M Cullen  
 M Joseph  
 M Ralston  
 F Noonan  
 F Fabbro (Bagley 81')

### VS. LOS ANGELES GALAXY

W, 2-0 June 10, 2003  
 GK A. Brown  
 D Franchino  
 D Heaps  
 D Llamosa  
 D Pierce  
 M Cullen (Hernandez 58')  
 M Joseph  
 M Kamler  
 M Ralston  
 F J.-M. Moore (Harris 75')  
 F Twellman

### @ COLORADO RAPIDS

L, 1-4 June 14, 2003  
 GK A. Brown  
 D Franchino  
 D Heaps  
 D Llamosa (Hernandez 46')  
 D Pierce  
 M Cullen (J. Moore 46')  
 M Joseph  
 M Noonan  
 M Ralston  
 F J.-M. Moore  
 F Harris

### VS. DALLAS BURN

L, 1-2 July 10, 2003  
 GK A. Brown  
 D Franchino  
 D Heaps  
 D Llamosa  
 D D. Kante  
 M Cullen (Vazquez 29')  
 M Joseph (Leonard 84')  
 M Kamler  
 M Noonan (J. Moore 69')  
 F J.-M. Moore  
 F Twellman

### VS. SAN JOSE EARTHQUAKES

T, 1-1 (OT) August 16, 2003  
 GK A. Brown  
 D Franchino  
 D Pierce  
 D Llamosa (J. Moore 71')  
 D Cullen  
 M Kamler  
 M Cancela  
 M Joseph  
 M Ralston  
 F Harris (Noonan 84')  
 F Twellman

### VS. COLORADO RAPIDS

T, 0-0 (OT) September 18, 2003  
 GK A. Brown  
 D Franchino  
 D Pierce  
 D Llamosa (Leonard 71')  
 D Heaps  
 M Kamler  
 M Cancela  
 M Joseph  
 M Ralston  
 F Fabbro  
 F Noonan

### VS. METROSTARS

W, 5-2 October 25, 2003  
 GK Reis  
 D Franchino  
 D Llamosa  
 D Pierce  
 D Leonard  
 M Kamler  
 M Joseph (Cullen 73')  
 M Ralston  
 F Noonan (L. Kante 70')  
 F Fabbro (Bagley 71')



## 2003 BOX SCORES

### New England Revolution 1 at Chicago Fire 1 (2OT)

April 13 at Cardinal Stadium (Naperville, Ill.) Att: 7,143

Scoring - NE - Twellman (Harris) 41.

CHI - Beasley (unassisted) 35.

	Shots	Saves	Fouls	Offside	Corners
NE	18	3	24	2	4
CHI	17	7	17	5	7

### Columbus Crew 2 at New England Revolution 1

April 19 at Gillette Stadium (Foxborough, Mass.) Att: 15,827

Scoring - CLB - Denton (McBride) 12; McBride (Cunningham) 53.

NE - Ralston (Noonan) 86.

	Shots	Saves	Fouls	Offside	Corners
CLB	10	3	18	6	2
NE	11	3	12	0	2

### New England Revolution 2 at Dallas Burn 1

April 26 at Dragon Stadium (Southlake, Texas) Att: 8,543

Scoring - NE - Moore (Cullen) 12; Twellman (Ralston) 84.

DAL - Kreis (Davis) 72.

	Shots	Saves	Fouls	Offside	Corners
NE	15	6	16	3	4
DAL	11	7	12	7	9

### San Jose Earthquakes 2 at New England Revolution 0

May 3 at Gillette Stadium (Foxborough, Mass.) Att: 13,722

Scoring - SJ - own goal (Llamosa) 42; Ching (Mullan) 56.

NE - None.

	Shots	Saves	Fouls	Offside	Corners
SJ	9	4	15	1	8
NE	12	1	18	1	4

### Los Angeles Galaxy 0 at New England Revolution 2

May 10 at Gillette Stadium (Foxborough, Mass.) Att: 11,278

Scoring - LA - None.

NE - Kamler (unassisted) 59; Twellman (Hernandez, Moore) 66.

	Shots	Saves	Fouls	Offside	Corners
LA	9	6	14	2	3
NE	17	3	15	3	7

### New England Revolution 1 at Kansas City Wizards 1 (2OT)

May 14 at Arrowhead Stadium (Kansas City, Mo.) Att: 9,096

Scoring - NE - Twellman (Moore) 91+.

KC - Simutenkov (Preki) 69.

	Shots	Saves	Fouls	Offside	Corners
NE	19	5	12	0	4
KC	17	4	14	3	1

### Chicago Fire 0 at New England Revolution 3

May 17 at Gillette Stadium (Foxborough, Mass.) Att: 10,086

Scoring - CHI - None.

NE - Twellman (unassisted) 18; Heaps (Franchino) 49; Ralston (Joseph, Harris) 56.

	Shots	Saves	Fouls	Offside	Corners
CHI	12	7	15	4	5
NE	18	7	20	1	5

### New England Revolution 3 at Columbus Crew 2

May 24 at Columbus Crew Stadium (Columbus, Ohio) Att: 13,186

Scoring - NE - Kamler (unassisted) 36; Kamler (Noonan) 70; Twellman (Noonan) 89.

CLB - Paule (Martino, McBride) 40; Dunseth (Cunningham, Paule) 76.

	Shots	Saves	Fouls	Offside	Corners
NE	11	4	16	1	3
CLB	15	2	7	10	8

### Kansas City Wizards 2 at New England Revolution 2 (2OT)

May 31 at Gillette Stadium (Foxborough, Mass.) Att: 10,312

Scoring - KC - Preki (Klein, Quill) 72; Preki (unassisted) 83.

NE - own goal (Conrad) 44; Kamler (Ralston) 63.

	Shots	Saves	Fouls	Offside	Corners
KC	22	2	7	7	3
NE	10	8	14	4	3

### New England Revolution 1 at Colorado Rapids 4

June 14 at Invesco Field at Mile High (Denver, Colo.) Att: 15,967

Scoring - NE - Harris (Henderson, Noonan) 81.

COL - Tremblay (Spencer) 9; Spencer (Chung) 21; Chung (Henderson)

39; Carrieri (Kingsley, Schmidt) 69.

	Shots	Saves	Fouls	Offside	Corners
NE	17	6	6	3	6
COL	16	5	18	7	3

### New England Revolution 1 at D.C. United 1 (2OT)

June 21 at RFK Stadium (Washington, D.C.) Att: 11,022

Scoring - NE - Kamler (Franchino) 24.

DC - Stoitichkov (Ivanov, Etcheverry) 31.

	Shots	Saves	Fouls	Offside	Corners
NE	18	3	30	6	3
DC	10	6	22	4	6

### Colorado Rapids 2 at New England Revolution 3

June 28 at Gillette Stadium (Foxborough, Mass.) Att: 15,839

Scoring - COL - Chung (Beckerman) 34; Spencer (Kingsley) 66.

NE - Harris (Noonan, Cullen) 7; Twellman (Vazquez) 80; own goal (Hart) 84.

	Shots	Saves	Fouls	Offside	Corners
COL	9	5	19	5	7
NE	9	4	14	5	3

### New England Revolution 2 at Los Angeles Galaxy 2 (2OT)

July 4 at The Home Depot Center (Carson, Calif.) Att: 27,000

Scoring - NE - Twellman (Ralston) 52; Heaps (Twellman) 54.

LA - Ruiz (penalty kick) 28; Moreno (Ruiz, Albright) 60.

	Shots	Saves	Fouls	Offside	Corners
NE	15	2	17	2	3
LA	11	5	22	7	6

### MetroStars 3 at New England Revolution 3 (2OT)

July 12 at Gillette Stadium (Foxborough, Mass.) Att: 33,652

Scoring - MET - Wolyniec (Lisi) 66; own goal (D. Kante) 73; Clark (Lisi, Guevara) 76.

NE - Twellman (Moore) 7; Moore (Twellman) 36; Noonan (Moore, Twellman) 50.

	Shots	Saves	Fouls	Offside	Corners
MET	12	11	21	4	4
NE	20	5	15	1	9

### Dallas Burn 2 at New England Revolution 1

July 16 at Gillette Stadium (Foxborough, Mass.) Att: 10,361

Scoring - DAL - Cerritos (unassisted) 4; Thomas (Davis, Kreis) 13.

NE - Moore (Franchino) 44.

	Shots	Saves	Fouls	Offside	Corners
DAL	7	11	28	7	1
NE	21	3	7	1	8

### New England Revolution 1 at Chicago Fire 3

July 19 at Cardinal Stadium (Naperville, Ill.) Att: 12,345

Scoring - NE - Twellman (unassisted) 92+.

CHI - Gray (Ralph) 8; Mapp (Ralph) 34; Ralph (penalty kick) 51.

	Shots	Saves	Fouls	Offside	Corners
NE	9	3	19	3	4
CHI	13	2	18	5	3



## New England Revolution 1 at Columbus Crew 1 (20T)

July 23 at Columbus Crew Stadium (Columbus, Ohio) Att: 14,632

Scoring - NE - Noonan (Twellman, Franchino) 55.

CLB - Matteo (unassisted) 33.

	Shots	Saves	Fouls	Offside	Corners
NE	8	0	23	2	3
CLB	9	5	15	8	3

## D.C. United 4 at New England Revolution 2

July 27 at Gillette Stadium (Foxborough, Mass.) Att: 30,912

Scoring - DC - Quintanilla (Etcheverry, Curtis) 83; Quintanilla (penalty kick) 91+; Kovalenko (Eskandarian) 93+; Eskandarian (Quintanilla) 93+.

NE - Twellman (Moore) 26; Twellman (Moore, Cancela) 31.

	Shots	Saves	Fouls	Offside	Corners
DC	14	6	22	2	6
NE	13	3	11	3	4

## New England Revolution 0 at D.C. United 1

August 9 at RFK Stadium (Washington, D.C.) Att: 14,374

Scoring - NE - None.

DC - Kovalenko (unassisted) 92+.

	Shots	Saves	Fouls	Offside	Corners
NE	16	4	12	0	7
DC	9	5	14	5	6

## San Jose Earthquakes 1 at New England Revolution 1 (20T)

August 16 at Gillette Stadium (Foxborough, Mass.) Att: 14,877

Scoring - SJ - Ekelund (unassisted) 23.

NE - Twellman (Kamler) 52.

	Shots	Saves	Fouls	Offside	Corners
SJ	6	5	15	6	5
NE	16	0	14	4	12

## New England Revolution 1 at Los Angeles Galaxy 2 (20T)

August 23 at The Home Depot Center (Carson, Calif.) Att: 20,377

Scoring - NE - Cancela (penalty kick) 86.

LA - Ruiz (Jones) 22; Ruiz (Myung-Bo) 98.

	Shots	Saves	Fouls	Offside	Corners
NE	15	3	18	3	6
LA	12	3	23	4	4

## Chicago Fire 1 at New England Revolution 5

August 30 at Gillette Stadium (Foxborough, Mass.) Att: 10,846

Scoring - CHI - Williams (Razov) 14.

NE - C. Brown (Ralston) 6; Kamler (unassisted) 44; C. Brown (Kamler, Cancela) 63; C. Brown (Noonan, Heaps) 66; Heaps (Cancela) 88.

	Shots	Saves	Fouls	Offside	Corners
CHI	6	3	22	7	7
NE	12	3	11	3	5

## New England Revolution 1 at San Jose Earthquakes 2

September 7 at Spartan Stadium (San Jose, Calif.) Att: 13,510

Scoring - NE - Noonan (Ralston) 41.

SJ - De Rosario (Mullan, Agoos) 42; Donovan (Ekelund) 52.

	Shots	Saves	Fouls	Offside	Corners
NE	9	4	10	0	5
SJ	13	1	22	3	6

## New England Revolution 2 at MetroStars 1

September 13 at Giants Stadium (East Rutherford, N.J.) Att: 14,742

Scoring - NE - Noonan (unassisted) 11; Noonan (Cancela) 72.

MET - Jolley (Pope, Magee) 81.

	Shots	Saves	Fouls	Offside	Corners
NE	15	2	18	1	6
MET	12	2	14	6	7

## Colorado Rapids 0 at New England Revolution 0 (20T)

September 18 at Gillette Stadium (Foxborough, Mass.) Att: 8,807

Scoring - COL - None.

NE - None

	Shots	Saves	Fouls	Offside	Corners
COL	6	5	16	3	0
NE	19	3	14	0	7

## Columbus Crew 2 at New England Revolution 3 (20T)

September 28 at Gillette Stadium (Foxborough, Mass.) Att: 8,594

Scoring - CLB - Martino (Buddle, Paule) 41; Denton (unassisted) 72.

NE - Moore (unassisted) 78; Joseph (Moore) 81; Franchino (unassisted) 97.

	Shots	Saves	Fouls	Offside	Corners
CLB	5	7	28	2	3
NE	20	1	18	1	8

## New England Revolution 4 at Dallas Burn 1

October 4 at Dragon Stadium (Southlake, Texas) Att: 8,917

Scoring - NE - Twellman (Kamler) 44; Joseph (Cancela) 53; Twellman (Noonan, Cancela) 60; Noonan (unassisted) 75.

DAL - Pareja (Curtis, Deering) 20.

	Shots	Saves	Fouls	Offside	Corners
NE	10	6	12	4	4
DAL	15	1	11	4	8

## D.C. United 0 at New England Revolution 1 (0T)

October 11 at Gillette Stadium (Foxborough, Mass.) Att: 12,006

Scoring - DC - None.

NE - Ralston (penalty kick) 92.

	Shots	Saves	Fouls	Offside	Corners
DC	8	6	11	2	11
NE	14	4	11	4	10

## New England Revolution 2 at MetroStars 1

October 18 at Giants Stadium (East Rutherford, N.J.) Att: 18,649

Scoring - NE - Fabbro (unassisted) 15; Noonan (unassisted) 37.

MET - Juskowiak (Lisi, Clark) 75.

	Shots	Saves	Fouls	Offside	Corners
NE	14	2	18	0	3
MET	7	3	11	2	4

## MetroStars 2 at New England Revolution 5

October 25 at Gillette Stadium (Foxborough, Mass.) Att: 12,492

Scoring - MET - Lisi (penalty kick) 58; LeBlanc (Lisi) 69.

NE - Noonan (Ralston) 41; Fabbro (Ralston, Kamler) 45; Noonan (unassisted) 51; Ralston (unassisted) 65; Noonan (Kamler, Cancela) 68.

	Shots	Saves	Fouls	Offside	Corners
MET	14	3	18	2	6
NE	19	6	13	4	6





## 2003 MLS CUP PLAYOFFS

### EAST. CONF. SEMIS - GM. 1

#### @ METROSTARS

W, 2-0 November 1, 2003

GK A. Brown  
D Heaps  
D Leonard  
D Llamasa  
D Pierce  
M Cancela  
M Joseph  
M Kamler (Moore 49)  
M Ralston  
F Fabbro (Cullen 76)  
F Noonan

### EAST. CONF. SEMIS - GM. 2

#### VS. METROSTARS

T, 1-1 November 9, 2003

GK A. Brown  
D Heaps  
D Leonard  
D Llamasa  
D Pierce  
M Cancela  
M Joseph  
M Moore (Bagley 87)  
M Ralston  
F Fabbro (Cullen 65)  
F Noonan

### EAST. CONF. CHAMPIONSHIP

#### @ CHICAGO FIRE

L, 0-1 (OT) November 14, 2003

GK A. Brown  
D Heaps  
D Leonard  
D Llamasa  
D Pierce  
M Cancela  
M Joseph  
M Kamler (Moore 89)  
M Ralston  
F Fabbro  
F Noonan

### STATISTICS

#	POS	PLAYER	GP	GS	MIN	G	A	PTS	SHT	SOG	BLK	FC	FS	OFF	CK	C	E
11	FWD	Pat Noonan	3	3	281	2	0	4	10	5	0	7	1	1	0	0	0
7	MID	Jose Cancela	3	3	281	0	3	3	4	2	0	1	14	2	8	0	0
33	FWD	Dario Fabbro	3	3	242	1	1	3	2	1	0	11	3	3	0	0	0
6	D/M	Jay Heaps	3	3	281	0	1	1	1	0	1	10	5	0	0	2	0
27	FWD	Chris Bagley	1	0	3	0	0	0	0	0	0	1	0	0	0	0	0
24	GK	Adin Brown	3	3	281	0	0	0	0	0	0	0	1	0	0	0	0
2	MID	Leo Cullen	2	0	39	0	0	0	0	0	0	0	0	0	0	0	0
21	MID	Shalrie Joseph	3	3	281	0	0	0	4	2	0	10	10	0	0	1	0
5	MID	Brian Kamler	2	2	138	0	0	0	0	0	0	2	2	0	0	0	0
22	DEF	Marshall Leonard	3	3	281	0	0	0	1	0	0	8	2	0	0	1	0
18	DEF	Carlos Llamasa	3	3	281	0	0	0	1	0	0	4	3	0	0	2	0
16	MID	Jason Moore	3	1	140	0	0	0	1	1	0	6	6	2	0	1	0
3	DEF	Rusty Pierce	3	3	281	0	0	0	0	0	1	3	1	0	0	1	0
14	MID	Steve Ralston	3	3	281	0	0	0	0	0	0	4	3	1	0	1	0
TEAM TOTALS			3	3	281	3	5	11	24	11	2	67	51	9	8	9	0
OPPONENT TOTALS			3	3	281	2	2	6	51	21	0	55	64	12	28	7	0

GAME-WINNING GOALS: Dario Fabbro 1.

GAME-WINNING ASSISTS: Jay Heaps 1, José Cancela 1.

PENALTY KICK GOALS/ATTEMPTS: None.

#	POS	GOALKEEPER	GP	GS	MIN	SHT	SV	C/P	GA	GAA	PG	PA	W	L	T	SO
24	GK	Adin Brown	3	3	281	21	17	10	2	0.64	1	1	1	1	1	1
TEAM TOTALS			3	3	281	21	17	10	2	0.64	1	1	1	1	1	1
OPPONENT TOTALS			3	3	281	11	8	9	3	0.96	0	0	1	1	1	1

### BOX SCORES

#### EASTERN CONFERENCE SEMIFINALS, GAME 1

New England Revolution 2 at MetroStars 0

November 1 at Giants Stadium (East Rutherford, N.J.) Alt: 10,211

Scoring - NE - Fabbro (Heaps, Cancela) 17; Noonan (Fabbro, Cancela) 65.

MET - None.

	Shots	Saves	Fouls	Offside	Corners
NE	6	8	28	4	1
MET	20	2	11	2	9

#### EASTERN CONFERENCE FINAL

New England Revolution 0 at Chicago Fire 1 (OT)

November 14 at Soldier Field (Chicago, Ill.) Alt: 14,610

Scoring - NE - None.

CHI - Armas (Ralph, Mapp) 101.

	Shots	Saves	Fouls	Offside	Corners
NE	7	7	24	1	3
CHI	20	2	19	7	14

#### EASTERN CONFERENCE SEMIFINALS, GAME 2

MetroStars 1 at New England Revolution 1

November 9 at Gillette Stadium (Foxborough, Mass.) Alt: 14,823

Scoring - MET - Guevara (penalty kick) 46+.

NE - Noonan (Cancela) 21.

	Shots	Saves	Fouls	Offside	Corners
MET	11	4	25	3	5
NE	11	2	15	4	4



## 2002 RESULTS

DATE	OPPONENT	RESULT	SCORE	NOTES	ATT.	W-L-T	POS.	PTS
03/23/2002	at MetroStars	L	1-3		13,234	0-1-0	T3	0
04/06/2002	at San Jose Earthquakes	L	1-2		10,104	0-2-0	5	0
04/20/2002	at Columbus Crew	W	2-0		13,493	1-2-0	T4	3
04/27/2002	at Chicago Fire	T	2-2	OT	9,444	1-2-1	5	4
05/11/2002	DALLAS BURN	W	2-0		22,006	2-2-1	3	7
05/19/2002	CHICAGO FIRE	L	1-3		36,778	2-3-1	5	7
05/22/2002	at Colorado Rapids	L	2-5		8,002	2-4-1	5	7
05/25/2002	LOS ANGELES GALAXY	W	3-2		15,146	3-4-1	T4	10
06/01/2002	SAN JOSE EARTHQUAKES	L	0-2		21,539	3-5-1	T4	10
06/08/2002	at D.C. United	L	2-3		12,988	3-6-1	5	10
06/12/2002	COLUMBUS CREW	L	1-2	OT	7,701	3-7-1	5	10
06/15/2002	at Colorado Rapids	W	2-1		15,125	4-7-1	T4	13
06/22/2002	at Kansas City Wizards	L	2-3		8,288	4-8-1	5	13
06/29/2002	METROSTARS	L	0-2		16,958	4-9-1	5	13
07/04/2002	COLUMBUS CREW	W	4-1		10,903	5-9-1	5	16
07/06/2002	D.C. UNITED	W	2-0		9,747	6-9-1	T2	19
07/13/2002	KANSAS CITY WIZARDS	L	2-4		17,138	6-10-1	T4	19
07/20/2002	at MetroStars	L	3-4		13,837	6-11-1	5	19
07/24/2002	COLORADO RAPIDS	L	2-3		14,548	6-12-1	5	19
07/27/2002	at D.C. United	W	1-0		24,240	7-12-1	4	22
08/10/2002	at Los Angeles Galaxy	L	1-2		15,137	7-13-1	T4	22
08/18/2002	CHICAGO FIRE	L	0-2		15,336	7-14-1	5	22
08/24/2002	at Chicago Fire	W	2-1		15,887	8-14-1	4	25
08/28/2002	COLORADO RAPIDS	W	3-1		13,210	9-14-1	4	28
08/31/2002	at Columbus Crew	T	0-0	OT	24,422	9-14-2	4	29
09/07/2002	D.C. UNITED	W	3-0		15,748	10-14-2	4	32
09/14/2002	at Dallas Burn	W	2-1		17,652	11-14-2	T2	35
09/21/2002	METROSTARS	W	3-0		20,215	12-14-2	T1	38

### MLS CUP PLAYOFFS

DATE	OPPONENT	RESULT	SCORE	NOTES	ATT.	ROUND	GAME
09/26/2002	CHICAGO FIRE	W	2-0		6,306	EC Semifinals	1
09/29/2002	at Chicago Fire	L	1-2		9,434	EC Semifinals	2
10/02/2002	CHICAGO FIRE	W	2-0		6,954	EC Semifinals	3
10/06/2002	COLUMBUS CREW	T	0-0	OT	11,387	EC Final	1
10/09/2002	at Columbus Crew	W	1-0		10,245	EC Final	2
10/12/2002	COLUMBUS CREW	T	2-2	OT	9,216	EC Final	3
10/20/2002	vs. LOS ANGELES GALAXY	L	0-1	OT	61,316	MLS Cup	

### COACHES

COACHES	W	L	T	PCT.
Fernando Clavijo	2	4	1	.357
Steve Nicol	10	10	1	.500
<b>TOTALS</b>	<b>12</b>	<b>14</b>	<b>2</b>	<b>.464</b>



## 2002 STATISTICS

#	POS	PLAYER	GP	GS	MIN	G	A	PTS	SHT	SOG	BLK	FC	FS	OFF	CK	C	E
20	FWD	Taylor Twellman	28	26	2418	23	6	52	92	58	0	55	87	14	0	2	0
14	MID	Steve Ralston	27	27	2460	5	19	29	27	13	1	15	42	3	69	6	0
8	MID	Brian Kamler	16	13	1099	2	5	9	14	4	0	16	12	2	23	0	1
		w/ MET	8	7	581	1	1	3	4	1	0	10	10	0	1	2	0
6	M/D	Jay Heaps	27	26	2389	2	6	10	23	13	0	46	34	1	0	7	0
7	MID	Daniel Hernandez	19	16	1492	3	1	7	23	9	1	32	23	1	4	3	1
		w/ MET	9	9	809	0	2	2	11	0	1	20	11	0	0	3	0
13	FWD	Wolde Harris	22	11	1117	4	0	8	41	24	0	24	27	10	0	1	0
17	FWD	Diego Serna	5	2	248	1	1	3	12	6	0	7	10	2	1	1	0
		w/ MET	8	8	696	1	3	5	22	8	0	16	19	4	4	0	1
16	DEF	Joe Franchino	23	23	2015	1	5	7	16	4	2	45	30	0	1	9	0
2	DEF	Leo Cullen	28	27	2444	2	2	6	10	6	4	24	13	0	0	1	0
10	MID	Alex Pineda Chacon	20	9	1014	2	2	6	20	9	0	11	10	2	9	0	0
25	MID	Winston Griffiths	8	6	428	0	2	2	7	2	0	13	7	0	8	0	0
		w/ MET	3	0	17	0	0	0	1	0	0	1	1	1	0	0	0
		w/ LA	6	4	310	1	0	2	6	4	0	7	5	0	1	0	0
13	MID	Jim Rooney	20	20	1715	1	2	4	19	5	2	32	13	0	8	4	1
9	FWD	Mamadou Diallo	7	7	488	1	1	3	30	19	0	9	23	20	0	0	0
		w/ MET	17	14	1135	11	4	26	51	32	0	28	39	34	0	2	1
4	FWD	Ian Fuller	11	5	446	0	3	3	5	2	0	16	14	5	0	0	0
5	DEF	Ted Chronopoulos	5	5	415	0	2	2	2	1	0	5	6	3	12	2	0
		w/ MET	18	16	1462	0	4	4	8	3	2	27	20	3	1	3	0
12	DEF	Daouda Kante	8	8	729	1	0	2	1	1	0	15	4	0	0	2	0
7	FWD	Andy Williams	5	2	275	0	2	2	8	3	0	7	12	0	6	1	0
		w/ MET	19	17	1539	2	13	17	46	15	0	34	74	3	21	4	0
28	DEF	John Wilson	1	0	16	1	0	2	1	1	0	1	0	0	0	1	0
17	MID	Braeden Cloutier	11	7	608	0	1	1	6	1	1	16	6	0	1	1	0
3	DEF	Carlos Llamasa	14	13	1056	0	1	1	1	0	4	28	12	0	0	3	0
21	DEF	Carlos Semedo	9	8	631	0	1	1	1	0	0	16	8	0	0	1	0
4	MID	Shaker Asad	6	1	140	0	0	0	3	2	1	2	2	1	2	1	0
24	GK	Adin Brown	16	16	1460	0	0	0	0	0	0	1	1	0	0	0	0
19	DEF	Nick Downing	12	5	667	0	0	0	1	1	0	5	4	0	1	0	0
19	DEF	Rusty Pierce	14	13	1161	0	0	0	5	0	1	22	22	0	0	4	0
1	GK	Juergen Sommer	12	12	1090	0	0	0	0	0	0	0	3	0	0	0	0
		TEAM TOTALS	28	28	2550	49	62	160	368	184	17	463	425	64	145	50	3
		OPPONENT TOTALS	28	28	2550	49	70	168	382	189	7	444	444	124	148	52	4

**GAME-WINNING GOALS:** Taylor Twellman 5, Brian Kamler 2, Diego Serna 1, Steve Ralston 1, Daouda Kante 1, Daniel Hernandez 1, Jay Heaps 1.

**GAME-WINNING ASSISTS:** Steve Ralston 5, Brian Kamler 2, Ian Fuller 2, Taylor Twellman 1, Jim Rooney 1, Alex Pineda Chacon 1, Joe Franchino 1, Mamadou Diallo 1.

**PENALTY KICK GOALS/ATTEMPTS:** Taylor Twellman 3-3, Wolde Harris 0-1.

#	POS	GOALKEEPER	GP	GS	MIN	SHT	SV	C/P	GA	GAA	PG	PA	W	L	T	SO	OT
24	GK	Adin Brown	16	16	1460	102	72	54	20	1.23	2	3	9	6	1	5	0-1-1
1	GK	Juergen Sommer	12	12	1090	87	53	38	29	2.39	1	1	3	8	1	2	0-0-1
		TEAM TOTALS	28	28	2550	189	125	92	49	1.73	3	4	12	14	2	7	0-1-2
		OPPONENT TOTALS	28	28	2550	184	128	115	49	1.73	3	4	14	12	2	4	1-0-2



## 2002 LINEUPS

### @ METROSTARS

L, 1-3 May 19, 2002  
GK Sommer  
D Cullen  
D Llamasa  
D Pierce  
D Heaps  
D Franchino  
M Ralston  
M Rooney  
M Williams  
F Pineda Chacon (Twelman 67)  
F Diallo

### @ SAN JOSE EARTHQUAKES

L, 1-2 April 6, 2002  
GK Sommer  
D Cullen  
D Llamasa  
D Pierce  
D Heaps (Harris 82)  
M Chronopoulos (Twelman 60)  
M Franchino  
M Ralston  
M Rooney  
M Rooney  
F Diallo  
F Pineda Chacon

### @ COLUMBUS CREW

W, 2-0 April 20, 2002  
GK Sommer  
D Cullen  
D Franchino  
D Llamasa (Heaps 63)  
D Pierce  
D Chronopoulos  
M Ralston  
M Rooney  
M Pineda Chacon  
F Diallo (Harris 39, Cloutier 79)  
F Twelman

### @ CHICAGO FIRE

T, 2-2 (OT) April 27, 2002  
GK Sommer  
D Cullen  
D Franchino  
D Heaps  
D Pierce  
M Chronopoulos  
M Ralston  
M Rooney  
M Pineda Chacon (Williams 63)  
F Twelman (Cloutier 98)  
F Diallo (Harris 64)

### VS. DALLAS BURN

W, 2-0 May 11, 2002  
GK Sommer  
D Cullen  
D Heaps  
D Pierce  
D Franchino  
M Cloutier  
M Chronopoulos (Semedo 75)  
M Ralston  
M Pineda Chacon (Williams 64)  
F Twelman  
F Diallo

### VS. CHICAGO FIRE

L, 1-3 May 19, 2002  
GK Sommer  
D Cullen  
D Pierce  
D Heaps  
M Semedo  
M Cloutier (Asad 76)  
M Ralston  
M Rooney (Williams 58)  
M Pineda Chacon  
F Twelman  
F Diallo (Harris 70)

### @ COLORADO RAPIDS

L, 2-5 May 22, 2002  
GK Sommer  
D Cullen  
D Franchino (Downing 5)  
D Heaps  
M Semedo  
M Chronopoulos  
M Ralston  
M Williams  
M Rooney (Pineda Chacon 72)  
F Twelman  
F Diallo (Harris 46)

### VS. LOS ANGELES GALAXY

W, 3-2 May 25, 2002  
GK Sommer  
D Cullen  
D Downing  
D Heaps  
M Semedo  
M Hernandez  
M Kamler (Asad 72)  
M Ralston  
M Rooney  
F Harris (Pineda Chacon 64)  
F Twelman

### VS. SAN JOSE EARTHQUAKES

L, 0-2 June 1, 2002  
GK Sommer  
D Cullen  
D Downing  
D Heaps  
M Semedo  
M Hernandez  
M Kamler (Pineda Chacon 65)  
M Ralston  
M Rooney  
F Harris (Serna 55)  
F Twelman

### @ D.C. UNITED

L, 2-3 June 8, 2002  
GK Sommer  
D Cullen  
D Downing (Pineda Chacon 78)  
D Heaps  
M Semedo  
M Hernandez  
M Kamler  
M Ralston  
M Rooney  
F Harris (Serna 46)  
F Twelman

### VS. COLUMBUS CREW

L, 1-3 (OT) June 12, 2002  
GK Brown  
D Cullen  
D Franchino  
D Heaps  
M Semedo (Pineda Chacon 45)  
M Hernandez  
M Kamler  
M Ralston  
M Rooney  
F Serna  
F Twelman

### @ COLORADO RAPIDS

W, 2-1 June 15, 2002  
GK Brown  
D Cullen  
D Heaps  
D Franchino  
M Semedo (Downing 76)  
M Hernandez  
M Kamler  
M Ralston  
M Rooney  
F Harris  
F Twelman (Fuller 93+)

### @ KANSAS CITY WIZARDS

L, 2-3 June 22, 2002  
GK Brown  
D Cullen  
D Heaps  
D Franchino  
D Pierce  
M Semedo (Pineda Chacon 46)  
M Kamler (Downing 77)  
M Ralston  
M Rooney  
F Harris (Fuller 59)  
F Twelman

### VS. METROSTARS

L, 0-2 June 29, 2002  
GK Brown  
D Franchino  
D Heaps  
D Llamasa  
D Pierce  
M Hernandez (Cullen 68)  
M Kamler (Pineda Chacon 53)  
M Ralston  
M Rooney  
F Serna (Fuller 42)  
F Twelman

### VS. COLUMBUS CREW

W, 4-1 July 4, 2002  
GK Brown  
D Franchino  
D Heaps  
D Llamasa  
D Pierce (Hernandez 71)  
M Cullen (Downing 71)  
M Kamler  
M Ralston  
M Rooney  
F Fuller (Harris 67)  
F Twelman

### VS. D.C. UNITED

W, 2-0 July 6, 2002  
GK Brown  
D Franchino  
D Heaps  
D Llamasa  
D Pierce  
M Cullen  
M Kamler  
M Ralston  
M Rooney (Hernandez 78)  
F Fuller (Harris 45)  
F Twelman

### VS. KANSAS CITY WIZARD

L, 2-4 July 13, 2002  
GK Brown  
D Franchino  
D Heaps  
D Llamasa (Downing 37)  
D Cullen  
M Hernandez  
M Kamler (Cloutier 30)  
M Ralston  
M Rooney  
F Fuller (Pineda Chacon 63)  
F Twelman

### @ METROSTARS

L, 2-4 July 20, 2002  
GK Sommer  
D Franchino  
D Heaps  
D Cullen  
M Hernandez  
M Asad (Fuller 59)  
M Ralston  
M Rooney  
M Pineda Chacon  
F Harris  
F Twelman

### VS. COLORADO RAPIDS

L, 2-3 July 24, 2002  
GK Sommer  
D Franchino  
D Heaps  
D Downing  
M Cloutier (Asad 71)  
M Ralston  
M Rooney  
M Pineda Chacon (Fuller 45)  
F Harris (Wilson 74)  
F Twelman

### @ D.C. UNITED

W, 1-0 July 27, 2002  
GK Brown  
D Franchino  
D Heaps  
D Llamasa  
M Cullen  
M Hernandez  
M Rooney  
M Ralston  
M Cloutier (Harris 59)  
F Fuller (Pineda Chacon 40)  
F Twelman

### @ LOS ANGELES GALAXY

L, 1-2 August 10, 2002  
GK Brown  
D Franchino  
D Downing  
D Kanle (Harris 91+)  
D Llamasa  
M Cloutier  
M Griffiths (Asad 82)  
M Ralston  
M Rooney (Hernandez 60)  
F Pineda Chacon  
F Twelman

### VS. CHICAGO FIRE

L, 0-2 August 18, 2002  
GK Brown  
D Franchino  
D Kanle  
D Llamasa  
D Heaps  
M Cullen  
M Griffiths  
M Hernandez  
M Ralston  
F Fuller (Kamler 74)  
F Twelman

### @ CHICAGO FIRE

W, 2-1 August 24, 2002  
GK Brown  
D Franchino  
D Kanle  
D Llamasa  
D Pierce (Harris 59)  
D Heaps  
M Cullen  
M Hernandez  
M Ralston  
M Griffiths (Asad 68)  
F Twelman

### VS. COLORADO RAPIDS

W, 3-1 August 28, 2002  
GK Brown  
D Franchino  
D Heaps  
D Kanle  
D Llamasa (Pierce 11)  
M Cullen  
M Griffiths (Kamler 36)  
M Hernandez  
M Ralston  
F Harris  
F Twelman (Downing 89)

### @ COLUMBUS CREW

T, 0-0 (OT) August 31, 2002  
GK Brown  
D Franchino  
D Heaps  
D Kanle  
D Pierce (Downing 56)  
M Cullen (Pineda Chacon 81)  
M Hernandez  
M Kamler  
M Ralston  
M Griffiths (Harris 63)  
F Twelman

### VS. D.C. UNITED

W, 3-0 September 7, 2002  
GK Brown  
D Franchino  
D Heaps  
D Kanle  
D Pierce (Cloutier 76)  
M Cullen  
M Griffiths (Kamler 46)  
M Ralston  
M Hernandez  
F Harris (Pineda Chacon 69)  
F Twelman

### @ DALLAS BURN

W, 2-1 September 14, 2002  
GK Brown  
D Franchino  
D Heaps  
D Kanle  
D Cullen  
M Cloutier (Llamasa 46)  
M Kamler (Griffiths 65)  
M Hernandez  
M Ralston  
F Harris  
F Twelman

### VS. METROSTARS

W, 3-0 September 21, 2002  
GK Brown  
D Franchino  
D Heaps  
D Kanle  
D Llamasa  
M Cloutier  
M Cullen  
M Hernandez  
M Kamler (Griffiths 71)  
F Harris (Pineda Chacon 74)  
F Twelman (Fuller 90)



## 2002 BOX SCORES

### New England Revolution 1 at MetroStars 3

March 23 at Giants Stadium (East Rutherford, N.J.) Alt: 13,234

**Scoring** - NE - Pineda Chacon (Williams, Ralston) 50.  
MET - Faria (Serna, Hernandez) 53; own goal (Llamasa) 72; Mathis (Serna, Villegas) 77.

	Shots	Saves	Fouls	Offside	Corners
NE	18	5	13	3	2
MET	19	7	24	7	9

### New England Revolution 1 at San Jose Earthquakes 2

April 6 at Spartan Stadium (San Jose, Calif.) Alt: 10,104

**Scoring** - NE - Diallo (Ralston, Chronopoulos) 38.  
SJ - Lagos (Graziani, Conrad) 2; Ekelund (Donovan, De Rosario) 78.

	Shots	Saves	Fouls	Offside	Corners
NE	9	2	19	8	6
SJ	14	4	10	3	7

### New England Revolution 2 at Columbus Crew 0

April 20 at Columbus Crew Stadium (Columbus, Ohio) Alt: 13,493

**Scoring** - NE - Twellman (Diallo, Ralston) 10; Rooney (Ralston, Llamasa) 28.  
CLB - None.

	Shots	Saves	Fouls	Offside	Corners
NE	8	5	26	4	6
CLB	16	2	15	5	6

### New England Revolution 2 at Chicago Fire 2 (2OT)

April 27 at Cardinal Stadium (Naperville, Ill.) Alt: 9,444

**Scoring** - NE - Twellman (Franchino) 2; Franchino (unassisted) 83.  
CHI - Nowak (Marsch) 18; Razov (Nowak, Kovalenko) 59.

	Shots	Saves	Fouls	Offside	Corners
NE	6	8	19	7	4
CHI	19	2	20	4	6

### Dallas Burn 0 at New England Revolution 2

May 11 at Gillette Stadium (Foxborough, Mass.) Alt: 22,006

**Scoring** - DAL - None.  
NE - Twellman (Franchino, Pineda Chacon) 6; Twellman (Chronopoulos) 40.

	Shots	Saves	Fouls	Offside	Corners
DAL	11	6	21	5	7
NE	12	6	22	2	7

### Chicago Fire 3 at New England Revolution 1

May 19 at Gillette Stadium (Foxborough, Mass.) Alt: 36,778

**Scoring** - CHI - Razov (Gray) 34; Razov (Sleeth, Kovalenko) 54; Razov (Nowak, Marsch) 73.  
NE - Twellman (Williams, Semedo) 64.

	Shots	Saves	Fouls	Offside	Corners
CHI	8	10	16	4	3
NE	22	4	9	2	3

### New England Revolution 2 at Colorado Rapids 5

May 22 at INVECO Field at Mile High (Denver, Colo.) Alt: 8,002

**Scoring** - NE - Twellman (Heaps, Ralston) 33; Harris (unassisted) 59.  
COL - Chung (Henderson) 1; Chung (Carrieri, Valderrama) 31; Carrieri (Palacios, Stewart) 34; Henderson (Carrieri, Valderrama) 44; Henderson (Beckerman, Valderrama) 89.

	Shots	Saves	Fouls	Offside	Corners
NE	13	4	6	3	6
COL	18	3	18	4	2

### Los Angeles Galaxy 2 at New England Revolution 3

May 25 at Gillette Stadium (Foxborough, Mass.) Alt: 15,146

**Scoring** - LA - Griffiths (Ochoa, Marshall) 36; Ruiz (Marshall, Hendrickson) 90.  
NE - Twellman (Ralston) 11; Ralston (Hernandez) 51; Serna (Rooney) 76.

	Shots	Saves	Fouls	Offside	Corners
LA	15	4	17	0	7
NE	11	4	11	1	4

### San Jose Earthquakes 2 at New England Revolution 0

June 1 at Gillette Stadium (Foxborough, Mass.) Alt: 21,539

**Scoring** - SJ - Graziani (Dayak, Mulrooney) 23; Graziani (Mulrooney, Barrett) 67.  
NE - None.

	Shots	Saves	Fouls	Offside	Corners
SJ	10	6	20	4	2
NE	13	4	11	2	7

### New England Revolution 2 at D.C. United 3

June 8 at RFK Stadium (Washington, D.C.) Alt: 12,988

**Scoring** - NE - Twellman (Ralston, Heaps) 35; Twellman (Ralston, Heaps) 36.  
DC - Nelsen (Quaranta, Etcheverry) 40; Quaranta (Nelsen) 44; Nelsen (Villegas, Williams) 64.

	Shots	Saves	Fouls	Offside	Corners
NE	10	5	19	1	6
DC	16	4	14	6	4

### Columbus Crew 2 at New England Revolution 1 (2OT)

June 12 at Gillette Stadium (Foxborough, Mass.) Alt: 7,701

**Scoring** - CLB - McCarty (Denton) 20; Buddle (Perez, Torres) 101.  
NE - Ralston (Serna, Franchino) 11.

	Shots	Saves	Fouls	Offside	Corners
CLB	13	4	18	3	1
NE	17	5	24	3	9

### New England Revolution 2 at Colorado Rapids 1

June 15 at INVECO Field at Mile High (Denver, Colo.) Alt: 15,125

**Scoring** - NE - Twellman (Ralston, Heaps) 22; Kamler (Twellman) 57.  
COL - Carrieri (Chung, Palacios) 82.

	Shots	Saves	Fouls	Offside	Corners
NE	10	4	15	3	3
COL	18	4	11	8	2

### New England Revolution 2 at Kansas City Wizards 3

June 22 at Arrowhead Stadium (Kansas City, Mo.) Alt: 8,288

**Scoring** - NE - Heaps (Franchino) 24; Twellman (Kamler, Ralston) 66.  
KC - Simutenkov (penalty kick) 22; Simutenkov (Gutierrez, Talley) 30; Talley (Prek) 35.

	Shots	Saves	Fouls	Offside	Corners
NE	21	3	17	0	7
KC	13	7	17	6	5

### MetroStars 2 at New England Revolution 0

June 29 at Gillette Stadium (Foxborough, Mass.) Alt: 16,958

**Scoring** - MET - Diallo (Mathis, Jolley) 5; Lisi (Mathis, Moore) 85.  
NE - None.

	Shots	Saves	Fouls	Offside	Corners
MET	8	6	12	6	2
NE	21	4	23	5	5



## Columbus Crew 1 at New England Revolution 4

July 4 at Gillette Stadium (Foxborough, Mass.) Att: 10,903

Scoring - CLB - McBride (Harkes, McCarty) 82.

NE - Twellman (Kamler) 11; Ralston (Fuller, Kamler) 31; Cullen (unassisted) 39; Ralston (Fuller) 65.

	Shots	Saves	Fouls	Offside	Corners
CLB	13	7	13	3	3
NE	12	4	19	1	4

## D.C. United 0 at New England Revolution 2

July 6 at Gillette Stadium (Foxborough, Mass.) Att: 9,747

Scoring - DC - None.

NE - Kamler (unassisted) 3; Twellman (Ralston) 87.

	Shots	Saves	Fouls	Offside	Corners
DC	12	4	12	7	6
NE	10	6	18	2	5

## Kansas City Wizards 4 at New England Revolution 2

July 13 at Gillette Stadium (Foxborough, Mass.) Att: 17,138

Scoring - KC - Klein (Simutenkov, Fabbro) 12; Zavagnin (unassisted) 55; Klein (Simutenkov) 64; Fabbro (Brown) 84.

NE - Cullen (Heaps, Ralston) 41; Pineda Chacon (Twellman, Rooney) 82.

	Shots	Saves	Fouls	Offside	Corners
KC	15	3	15	5	2
NE	8	4	12	5	4

## New England Revolution 3 at MetroStars 4

July 20 at Giants Stadium (East Rutherford, N.J.) Att: 13,837

Scoring - NE - Twellman (Pineda Chacon, Ralston) 43; Ralston (Twellman) 59; Hernandez (unassisted) 63.

MET - Williams (Paule, Chronopoulos) 25; Diallo (penalty kick) 34; Davis (unassisted) 41; Diallo (Williams, Chronopoulos) 46.

	Shots	Saves	Fouls	Offside	Corners
NE	26	5	13	0	4
MET	16	8	11	4	13

## Colorado Rapids 3 at New England Revolution 2

July 24 at Gillette Stadium (Foxborough, Mass.) Att: 14,548

Scoring - COL - Henderson (Spencer, Fraser) 34; Kingsley (unassisted) 58; Chung (unassisted) 63.

NE - Twellman (penalty kick) 51; Wilson (Ralston, Twellman) 90.

	Shots	Saves	Fouls	Offside	Corners
COL	9	4	13	6	1
NE	13	1	12	0	5

## New England Revolution 1 at D.C. United 0

July 27 at RFK Stadium (Washington, D.C.) Att: 24,240

Scoring - NE - Heaps (Fuller, Ralston) 16.

DC - None.

	Shots	Saves	Fouls	Offside	Corners
NE	8	7	16	3	8
DC	18	2	18	3	11

## New England Revolution 1 at Los Angeles Galaxy 2

August 10 at Rose Bowl (Los Angeles, Calif.) Att: 15,137

Scoring - NE - Hernandez (unassisted) 62.

LA - Jones (Hendrickson, Cienfuegos) 33; Jones (Ruiz) 86.

	Shots	Saves	Fouls	Offside	Corners
NE	7	7	14	0	2
LA	15	3	15	2	5

## Chicago Fire 2 at New England Revolution 0

August 18 at Gillette Stadium (Foxborough, Mass.) Att: 15,336

Scoring - CHI - Razov (Stoitchkov, Marsch) 31; own goal (Cullen) 85.

NE - None.

	Shots	Saves	Fouls	Offside	Corners
CHI	10	2	20	4	4
NE	13	2	24	2	6

## New England Revolution 2 at Chicago Fire 1

August 24 at Cardinal Stadium (Naperville, Ill.) Att: 15,887

Scoring - NE - Harris (Twellman, Griffiths) 65; Kante (Ralston) 16) 89.

CHI - Curtin (Razov) 50.

	Shots	Saves	Fouls	Offside	Corners
NE	10	8	22	1	7
CHI	17	2	19	2	5

## Colorado Rapids 1 at New England Revolution 3

August 28 at Gillette Stadium (Foxborough, Mass.) Att: 13,210

Scoring - COL - Chung (Henderson, Valderrama) 75.

NE - Twellman (Franchino, Griffiths) 27; Hernandez (unassisted) 39;

Twellman (Ralston, Heaps) 39.

	Shots	Saves	Fouls	Offside	Corners
COL	9	2	21	6	6
NE	11	4	16	1	3

## New England Revolution 0 at Columbus Crew 0 (2OT)

August 31 at Columbus Crew Stadium (Columbus, Ohio) Att: 24,422

Scoring - NE - None.

CLB - None.

	Shots	Saves	Fouls	Offside	Corners
NE	13	5	15	0	6
CLB	16	7	16	4	6

## D.C. United 0 at New England Revolution 3

September 7 at Gillette Stadium (Foxborough, Mass.) Att: 15,748

Scoring - DC - None.

NE - Twellman (Ralston, Kamler) 63; Twellman (Kamler) 75; Twellman (Cullen) 90.

	Shots	Saves	Fouls	Offside	Corners
DC	7	7	14	2	6
NE	16	1	13	3	8

## New England Revolution 2 at Dallas Burn 1

September 14 at Cotton Bowl (Dallas, Texas) Att: 17,652

Scoring - NE - Twellman (penalty kick) 35; Twellman (Ralston) 64.

DAL - Rodriguez (penalty kick) 81.

	Shots	Saves	Fouls	Offside	Corners
NE	19	4	11	2	4
DAL	19	6	12	5	10

## MetroStars 0 at New England Revolution 3

September 21 at Gillette Stadium (Foxborough, Mass.) Att: 20,215

Scoring - MET - None.

NE - Twellman (penalty kick) 5; Harris (Twellman) 28; Harris (Cloutier, Cullen) 35.

	Shots	Saves	Fouls	Offside	Corners
MET	8	2	12	6	7
NE	11	4	24	0	4



## 2002 MLS CUP PLAYOFFS

### EAST. CONF. SEMIS - GM. 1

VS. CHICAGO FIRE

W, 2-0 September 26, 2002

GK Brown  
D Franchino  
D Heaps  
D Kante  
D Llamasa  
M Cullen  
M Hernandez  
M Kamler  
M Ralston  
F Harris (Fuller 85')  
F Twellman

### EAST. CONF. SEMIS - GM. 2

@ CHICAGO FIRE

L, 1-2 September 29, 2002

GK Brown  
D Franchino  
D Heaps  
D Llamasa  
D Heaps  
M Kamler (Cloutier 64')  
M Cullen (Griffiths 82')  
M Hernandez  
M Ralston  
F Harris  
F Twellman

### EAST. CONF. SEMIS - GM. 3

VS. CHICAGO FIRE

W, 2-0 October 2, 2002

GK Brown  
D Franchino  
D Kante  
D Pierce (Cloutier 46')  
D Heaps  
M Kamler  
M Cullen  
M Hernandez  
M Joseph  
F Harris (Griffiths 76')  
F Twellman

### EAST. CONF. FINAL - GM. 1

VS. COLUMBUS CREW

T, 0-0 October 6, 2002

GK Brown  
D Franchino  
D Kante  
D Pierce  
D Heaps  
M Kamler  
M Cullen  
M Hernandez  
M Ralston  
F Harris (Chacon 58', Cloutier 88')  
F Twellman

### EAST. CONF. FINAL - GM. 2

@ COLUMBUS CREW

W, 1-0 October 9, 2002

GK Brown  
D Franchino  
D Llamasa  
D Pierce (Griffiths 66')  
D Heaps  
M Kamler  
M Cullen  
M Hernandez  
M Ralston  
F Harris  
F Twellman (Fuller 75')

### EAST. CONF. FINAL - GM. 3

VS. COLUMBUS CREW

T, 2-2 October 12, 2002

GK Brown  
D Franchino  
D Kante  
D Llamasa  
D Pierce (Fuller 84')  
M Kamler  
M Cullen  
M Hernandez  
M Ralston  
F Harris  
F Pineda Chacon (Griffiths 77')

### MLS CUP 2002

VS. LOS ANGELES GALAXY

L, 0-1 (OT) October 20, 2002

GK Brown  
D Franchino  
D Kante  
D Llamasa  
D Heaps  
M Kamler (Griffiths 90')  
M Cullen  
M Hernandez  
M Ralston  
F Harris (Pineda Chacon 76')  
F Twellman

## STATISTICS

#	POS	PLAYER	GP	GS	MIN	G	A	PTS	SHT	SOG	BLK	FC	FS	OFF	CK	C	E
8	MID	Brian Kamler	7	7	613	2	2	6	7	5	0	5	8	0	10	0	0
13	FWD	Wolde Harris	7	7	575	1	2	4	9	4	0	16	18	4	0	0	0
20	FWD	Taylor Twellman	6	6	558	2	0	4	10	3	0	9	24	1	0	0	0
7	MID	Daniel Hernandez	6	6	583	1	1	3	9	2	2	19	18	0	0	3	0
2	DEF	Leo Cullen	7	7	665	0	2	2	5	3	0	9	2	0	0	0	0
6	M/D	Jay Heaps	6	6	522	1	0	2	6	3	0	11	8	0	0	2	1
14	MID	Steve Ralston	7	7	673	1	0	2	3	1	0	5	6	1	8	0	0
16	DEF	Joe Franchino	7	7	673	0	1	1	4	0	1	7	7	0	0	3	0
24	GK	Adin Brown	7	7	673	0	0	0	0	0	0	0	2	0	0	0	0
17	MID	Braeden Cloutier	5	1	183	0	0	0	3	2	0	2	1	1	0	0	0
4	FWD	Ian Fuller	3	0	36	0	0	0	0	0	0	3	1	0	0	0	0
25	MID	Winston Griffiths	5	0	93	0	0	0	2	1	0	5	4	1	2	0	0
12	DEF	Daouda Kante	6	6	565	0	0	0	0	0	0	13	3	0	0	3	1
3	DEF	Carlos Llamasa	5	5	459	0	0	0	1	0	1	7	4	0	0	2	1
19	DEF	Rusty Pierce	5	4	319	0	0	0	0	0	0	4	2	0	0	1	0
10	MID	Alex Pineda Chacon	3	1	144	0	0	0	1	1	0	3	0	0	0	0	0
TEAM TOTALS			7	7	673	8	8	24	60	25	4	118	108	8	20	14	3
OPPONENT TOTALS			7	7	673	5	6	16	126	51	1	115	111	27	57	17	1

GAME-WINNING GOALS: Taylor Twellman 1, Brian Kamler 1, Jay Heaps 1.

GAME-WINNING ASSISTS: Wolde Harris 2, Brian Kamler 1, Joe Franchino 1, Leo Cullen 1.

PENALTY KICK GOALS/ATTEMPTS: None.

#	POS	GOALKEEPER	GP	GS	MIN	SHT	SV	C/P	GA	GAA	PG	PA	W	L	T	SO
24	GK	Adin Brown	7	7	673	51	42	35	5	0.67	1	1	3	2	2	4
TEAM TOTALS			7	7	673	51	42	35	5	0.67	1	1	3	2	2	4
OPPONENT TOTALS			7	7	673	25	16	23	8	1.07	0	0	2	3	2	2



## BOX SCORES

### EASTERN CONFERENCE SEMIFINAL, GAME 1

Chicago Fire 0 at New England Revolution 2

September 26 at Gillette Stadium (Foxborough, Mass.) Att: 6,306

Scoring - CHI - None.

NE - Twellman (Franchino) 13, Hernandez (unassisted) 60.

	Shots	Saves	Fouls	Offside	Corners
CHI	10	3	8	7	5
NE	7	1	14	0	3

### EASTERN CONFERENCE SEMIFINAL, GAME 2

New England Revolution 1 at Chicago Fire 2

September 29 at Cardinal Stadium (Naperville, Ill.) Att: 9,434

Scoring - NE - Kamler (unassisted) 28.

CHI - Razov (penalty kick) 43; Razov (Gray, Bocanegra) 76.

	Shots	Saves	Fouls	Offside	Corners
NE	5	6	21	0	0
CHI	21	0	20	7	5

### EASTERN CONFERENCE SEMIFINAL, GAME 3

Chicago Fire 0 at New England Revolution 2

October 2 at Gillette Stadium (Foxborough, Mass.) Att: 6,954

Scoring - CHI - None.

NE - Kamler (Cullen, Harris) 12; Twellman (Hernandez) 65.

	Shots	Saves	Fouls	Offside	Corners
CHI	17	3	16	4	10
NE	11	7	21	5	1

### EASTERN CONFERENCE FINAL, GAME 1

Columbus Crew 0 at New England Revolution 0 (2OT)

October 6 at Gillette Stadium (Foxborough, Mass.) Att: 11,387

Scoring - CLB - None.

NE - None.

	Shots	Saves	Fouls	Offside	Corners
CLB	17	3	23	1	9
NE	12	7	13	1	5

### EASTERN CONFERENCE FINAL, GAME 2

New England Revolution 1 at Columbus Crew 0

October 9 at Columbus Crew Stadium (Columbus, Ohio) Att: 10,245

Scoring - NE - Heaps (Harris, Kamler) 3.

CLB - None.

	Shots	Saves	Fouls	Offside	Corners
NE	5	5	16	1	1
CLB	20	1	19	1	11

### EASTERN CONFERENCE FINAL, GAME 3

Columbus Crew 2 at New England Revolution 2 (2OT)

October 12 at Gillette Stadium (Foxborough, Mass.) Att: 9,216

Scoring - CLB - McBride (unassisted) 80; Washington (West, Martino) 85.

NE - Ralston (Cullen, Harris) 17; Harris (Kamler) 47.

	Shots	Saves	Fouls	Offside	Corners
CLB	24	5	11	2	11
NE	11	10	9	1	5

### MLS CUP 2002

New England Revolution 0 at Los Angeles 1 (2OT)

October 20 at Gillette Stadium (Foxborough, Mass.) Att: 61,316

Scoring - LA - Ruiz (Marshall, Albright) 113.

NE - None.

	Shots	Saves	Fouls	Offside	Corners
NE	9	6	24	0	5
LA	17	1	18	5	6



*The Revolution and Gillette Stadium hosted MLS Cup 2002 in front of an MLS Cup-record crowd of 61,316 fans on Oct. 20. It was the third MLS Cup the club hosted in Foxborough.*





## 2001 RESULTS

### REGULAR SEASON

DATE	OPPONENT	RESULT	SCORE	NOTES	ATT.	W-L-T	POS.	PTS
04/07/2001	at MetroStars	L	1-2		30,753	0-1-0	4	0
04/14/2001	MIAMI FUSION	L	0-1		15,576	0-2-0	4	0
04/21/2001	at D.C. United	L	1-2		15,656	0-3-0	4	0
04/28/2001	at Miami Fusion	L	0-1		14,381	0-4-0	4	0
05/05/2001	at San Jose Earthquakes	L	2-3		8,137	0-5-0	4	0
05/09/2001	at D.C. United	L	0-5		10,638	0-6-0	4	0
05/12/2001	CHICAGO FIRE	W	2-1	OT	15,159	1-6-0	4	3
05/16/2001	COLUMBUS CREW	W	2-1		7,864	2-6-0	4	6
05/19/2001	at Colorado Rapids	W	1-0		20,005	3-6-0	T3	9
05/26/2001	at Los Angeles Galaxy	L	0-2		12,249	3-7-0	T3	9
06/03/2001	METROSTARS	T	1-1	OT	28,623	3-7-1	3	10
06/09/2001	TAMPA BAY MUTINY	W	3-0		15,468	4-7-1	3	13
06/20/2001	COLORADO RAPIDS	T	3-3	OT	31,211	4-7-2	4	14
06/23/2001	at Chicago Fire	T	1-1	OT	20,531	4-7-3	T3	15
07/04/2001	at Dallas Burn	T	1-1	OT	21,343	4-7-4	T3	16
07/07/2001	KANSAS CITY WIZARDS	L	1-2		13,141	4-8-4	T3	16
07/14/2001	D.C. UNITED	L	1-3		14,691	4-9-4	4	16
07/17/2001	LOS ANGELES GALAXY	W	3-2		12,391	5-9-4	T3	19
07/21/2001	at Miami Fusion	T	1-1	OT	6,123	5-9-5	3	20
07/29/2001	at Kansas City Wizards	L	0-2		6,071	5-10-5	3	20
08/04/2001	DALLAS BURN	W	5-1		10,326	6-10-5	3	23
08/08/2001	SAN JOSE EARTHQUAKES	L	1-5		11,822	6-11-5	3	23
08/11/2001	MIAMI FUSION	L	1-4		12,003	6-12-5	3	23
08/18/2001	D.C. UNITED	W	2-1		15,226	7-12-5	3	26
08/26/2001	at Tampa Bay Mutiny	T	0-0	OT	11,345	7-12-6	3	27
09/01/2001	at Columbus Crew	L	1-4		24,033	7-13-6	3	27
09/07/2001	at MetroStars	L	1-3		13,679	7-14-6	3	27

### U.S. OPEN CUP

DATE	OPPONENT	RESULT	SCORE	NOTES	ROUND
06/27/2001	MID-MICHIGAN BUCKS	W	7-1		Third Round
07/11/2001	CHARLESTON BATTERY	W	2-1		Fourth Round
07/24/2001	COLUMBUS CREW	W	2-1		Quarterfinal
08/22/2001	D.C. UNITED	W	2-0		Semifinal
10/27/2001	at Los Angeles Galaxy	L	1-2	OT	Championship

### COACH

COACH	W	L	T	PCT.
Fernando Clavijo	7	14	6	.370



## 2001 STATISTICS

#	POS	PLAYER	GP	GS	MIN	G	A	PTS	SHT	SOG	BLK	FC	FS	OFF	CK	C	E
10	MID	Cate	22	20	1807	8	8	24	47	23	0	16	36	13	70	1	1
33	FWD	Matt Okoh	18	9	885	6	2	14	40	19	0	39	24	12	0	5	0
7	FWD	Andy Williams	20	17	1465	3	7	13	45	16	0	29	63	5	16	2	0
5	DEF	Ted Chronopoulos	16	15	1314	5	1	11	15	7	2	21	15	3	0	1	0
13	FWD	Wolde Harris	21	17	1584	3	5	11	43	22	0	36	32	21	0	1	0
22	FWD	Johnny Torres	21	15	1415	2	4	8	32	21	0	30	24	14	22	5	0
		w/ MIA	2	0	31	0	1	1	0	0	0	1	0	1	1	0	0
77	FWD	William Sunsing	22	11	1100	3	1	7	26	8	0	13	33	10	6	1	0
6	M/D	Jay Heaps	15	13	1311	0	3	3	18	5	0	34	31	2	0	5	0
		w/ MIA	13	4	606	0	1	1	13	4	0	12	7	7	0	0	0
29	DEF	Mauricio Wright	24	24	2156	2	0	4	19	6	5	30	42	1	0	4	1
14	MID	Leonel Alvarez	22	22	1849	1	1	3	10	6	1	50	20	0	0	5	0
4	MID	Shaker Asad	19	9	970	1	1	3	14	5	0	28	26	2	0	3	0
		w/ MIA	1	0	8	0	1	1	0	0	0	0	0	0	0	0	0
17	MID	Braeden Cloutier	13	12	1057	0	3	3	8	2	0	18	12	1	0	3	0
21	FWD	John Wolyniec	1	0	45	0	0	0	1	1	0	0	1	1	0	1	0
		w/ CHI	4	3	285	1	0	2	5	2	0	8	7	3	0	2	0
22	FWD	Yari Allnutt	9	8	707	0	1	1	2	1	0	11	4	2	0	2	0
2	DEF	Leo Cullen	4	3	284	0	0	0	0	0	1	1	1	0	0	0	0
		w/ MIA	10	5	509	0	1	1	2	0	1	3	2	0	0	0	0
8	DEF	Joe Franchino	23	23	2027	0	1	1	11	2	2	41	19	1	0	10	1
4	MID	Roland Aguilera	1	0	1	0	0	0	1	0	0	0	0	0	0	0	0
		w/ CLB	2	0	75	0	0	0	2	0	0	3	0	0	0	0	1
20	FWD	Jamar Beasley	1	0	19	0	0	0	0	0	0	2	2	0	0	0	0
		w/ CHI	18	8	727	4	3	11	29	17	0	18	21	17	0	0	0
26	GK	Jeff Causey	11	10	1003	0	0	0	0	0	0	0	0	0	0	0	0
19	DEF	Nick Downing	5	3	279	0	0	0	0	0	0	7	1	0	0	1	0
7	DEF	Brian Dunseth	8	6	526	0	0	0	0	0	0	6	4	0	0	1	0
		w/ MIA	10	4	540	0	1	1	0	0	0	7	1	0	0	2	0
25	GK	Jose Fernandez	7	7	578	0	0	0	0	0	0	0	0	0	0	0	0
7	MID	John Harkes	5	4	386	0	0	0	1	0	0	9	7	0	5	1	0
		w/ CLB	18	16	1407	0	3	3	11	3	0	22	27	0	45	2	0
3	DEF	Rusty Pierce	23	22	1988	0	0	0	5	2	3	48	44	0	0	6	0
1	GK	Juergen Sommer	10	10	911	0	0	0	0	0	0	0	0	0	0	0	0
12	DEF	Alan Woods	18	15	1475	0	0	0	2	0	0	12	14	0	0	1	0
22	FWD	Eric Wynalda	3	2	182	0	0	0	1	0	0	2	2	0	1	1	0
		w/ Chicago	21	11	1167	10	5	25	52	25	0	19	10	19	27	0	0
		Own-goals received				1											
		TEAM TOTALS	27	27	2497	35	38	108	341	146	14	483	457	88	120	60	3
		OPPONENT TOTALS	27	27	2497	52	76	180	417	206	10	477	458	87	169	72	7

GAME-WINNING GOALS: Matt Okoh 2, Ted Chronopoulos 2, Andy Williams 1, Cate 1, Wolde Harris 1.

GAME-WINNING ASSISTS: Cate 2, Wolde Harris 2, Andy Williams 1, Johnny Torres 1, Matt Okoh 1.

PENALTY KICK GOALS/ATTEMPTS: Cate 5-5, Wolde Harris 1-2, Johnny Torres 0-1, Matt Okoh 1-1.

#	POS	GOALKEEPER	GP	GS	MIN	SHT	SV	C/P	GA	GAA	PG	PA	W	L	T	SO	OT
19	DEF	Nick Downing	1	0	3	1	1	0	0	0.00	0	0	0	0	0	0	0-0-0
13	FWD	Wolde Harris	1	0	1	0	0	0	0	0.00	0	0	0	0	0	0	0-0-0
1	GK	Juergen Sommer	10	10	911	68	50	48	17	1.68	0	1	3	6	1	1	1-0-1
25	GK	Jose Fernandez	7	7	578	45	30	25	12	1.87	1	2	1	3	2	1	0-0-2
26	GK	Jeff Causey	11	10	1000	91	58	62	23	2.07	1	1	3	5	3	1	0-0-3
		TEAM TOTALS	27	27	2497	206	140	135	52	1.87	2	4	7	14	6	3	1-0-6
		OPPONENT TOTALS	27	27	2497	146	102	96	35	1.26	7	9	14	7	6	6	0-1-6



## 2001 LINEUPS

### @ METROSTARS

L, 1-2 April 7, 2001  
 GK Causey  
 D Woods  
 D Wright  
 D Dunseth  
 D Franchino  
 M Harkes (Beasley 71)  
 M Williams (Wynalda 65)  
 M Torres  
 M Alvarez (Asad 87)  
 F Harris  
 F Sunning

### @ D.C. UNITED

L, 0-5 May 9, 2001  
 GK Sommer  
 D Dunseth (Harkes 46)  
 D Pierce  
 D Downing  
 M Williams (Okoh 62)  
 M Franchino  
 M Asad  
 M Wright  
 F Torres  
 F Cale  
 F Harris (Wolyniec 46)

### VS. METROSTARS

T, 1-1 (OT) June 3, 2001  
 GK Sommer  
 D Chronopoulos (Sunning 68)  
 D Wright  
 D Pierce  
 D Woods  
 M Alvarez (Williams 68)  
 M Franchino  
 M Cloutier (Asad 77)  
 F Harris  
 F Cale  
 F Torres

### VS. KANSAS CITY WIZARDS

L, 1-2 July 7, 2001  
 GK Fernandez  
 D Pierce  
 D Wright  
 D Heaps  
 M Chronopoulos  
 M Williams  
 M Alvarez  
 M Asad (Torres 80)  
 M Cloutier  
 F Cale  
 F Harris (Sunning 59)

### VS. DALLAS BURN

W, 5-1 August 4, 2001  
 GK Causey  
 D Franchino  
 D Chronopoulos  
 D Allnutt  
 D Wright  
 D Pierce (Woods 87)  
 M Sunning (Okoh 40)  
 M Alvarez (Asad 82)  
 M Heaps  
 F Cale  
 F Williams

### @ COLUMBUS CREW

L, 1-4 September 1, 2001  
 GK Fernandez  
 D Pierce  
 D Cullen  
 D Wright  
 D Downing  
 M Heaps  
 M Alvarez  
 M Allnutt (Cloutier 62)  
 F Cale  
 F Okoh  
 F Harris

### VS. MIAMI FUSION

L, 0-1 April 14, 2001  
 GK Sommer  
 D Woods  
 D Wright  
 D Franchino  
 D Dunseth (Pierce 86)  
 M Williams  
 M Harkes (Okoh 78)  
 M Sunning  
 M Torres  
 F Wynalda  
 F Harris

### VS. CHICAGO FIRE

W, 2-1 (OT) May 12, 2001  
 GK Sommer  
 D Pierce  
 D Woods  
 D Wright  
 M Chronopoulos (Okoh 63)  
 M Cloutier (Sunning 68)  
 M Alvarez  
 M Franchino  
 F Cale  
 F Torres  
 F Harris

### VS. TAMPA BAY MUTINY

W, 3-0 June 9, 2001  
 GK Causey  
 D Wright  
 D Wright  
 D Pierce  
 D Franchino  
 M Chronopoulos  
 M Alvarez  
 M Cloutier  
 M Torres  
 F Harris  
 F Williams

### VS. D.C. UNITED

L, 1-3 July 14, 2001  
 GK Fernandez (Causey 17)  
 D Pierce  
 D Wright  
 D Heaps  
 M Chronopoulos (Woods 28)  
 M Williams  
 M Cloutier  
 M Asad (Sunning 77)  
 F Cale  
 F Torres (Harris 62)  
 F Williams

### VS. SAN JOSE EARTHQUAKES

L, 1-5 August 8, 2001  
 GK Causey  
 D Pierce  
 D Allnutt (Okoh 59)  
 D Woods  
 D Wright  
 M Heaps  
 M Chronopoulos  
 M Alvarez (Asad 72)  
 M Williams  
 F Sunning  
 F Cale

### @ METROSTARS

L, 1-3 September 7, 2001  
 GK Fernandez  
 D Franchino  
 D Wright  
 D Downing  
 D Cullen  
 M Heaps  
 M Alvarez  
 M Cloutier  
 M Williams (Cale 59)  
 F Harris  
 F Okoh

### @ D.C. UNITED

L, 1-2 April 21, 2001  
 GK Sommer  
 D Dunseth  
 D Wright  
 D Pierce  
 M Franchino  
 M Torres  
 M Harkes  
 M Wynalda (Williams 67)  
 M Alvarez (Asad 46)  
 F Harris  
 F Sunning (Okoh 46)

### VS. COLUMBUS CREW

W, 2-1 May 16, 2001  
 GK Sommer  
 D Pierce  
 D Woods  
 D Wright (Dunseth 76)  
 M Chronopoulos  
 M Cloutier  
 M Alvarez  
 M Franchino  
 M Cale  
 F Torres  
 F Okoh (Sunning 60, Asad 87)

### VS. COLORADO RAPIDS

T, 3-3 (OT) June 20, 2001  
 GK Causey  
 D Pierce  
 D Chronopoulos  
 D Wright  
 D Woods  
 M Alvarez  
 M Cloutier  
 M Asad  
 M Torres  
 F Okoh (Heaps 46)  
 F Cale

### VS. LOS ANGELES GALAXY

W, 3-2 July 17, 2001  
 GK Causey  
 D Pierce (Allnutt 46)  
 D Woods  
 D Wright  
 M Williams  
 M Franchino  
 M Heaps  
 M Sunning  
 M Alvarez  
 F Cale (Torres 86)  
 F Harris

### VS. MIAMI FUSION

L, 1-4 August 11, 2001  
 GK Causey  
 D Franchino  
 D Allnutt  
 D Pierce  
 M Alvarez (Asad 64)  
 M Chronopoulos  
 M Williams  
 M Sunning  
 M Heaps  
 F Okoh  
 F Harris (Torres 56)

### @ METROSTARS

L, 1-4 August 18, 2001  
 GK Fernandez  
 D Allnutt  
 D Pierce  
 D Wright  
 M Heaps  
 M Franchino  
 M Chronopoulos  
 M Alvarez  
 F Sunning (Okoh 26)  
 F Cale  
 F Williams (Cullen 87)

### @ MIAMI FUSION

L, 0-1 April 28, 2001  
 GK Sommer  
 D Woods (Cale 83)  
 D Wright  
 D Pierce  
 M Franchino  
 M Alvarez  
 M Asad  
 M Harkes  
 F Torres (Sunning 74)  
 F Okoh  
 F Harris

### @ COLORADO RAPIDS

W, 1-0 May 19, 2001  
 GK Sommer  
 D Pierce  
 D Dunseth  
 D Woods  
 M Chronopoulos  
 M Cloutier (Sunning 70)  
 M Alvarez (Asad 61)  
 M Franchino  
 F Cale (Aguilera 89)  
 F Torres  
 F Okoh

### @ CHICAGO FIRE

T, 1-1 (OT) June 23, 2001  
 GK Causey  
 D Pierce  
 D Wright  
 D Chronopoulos  
 D Woods  
 M Cloutier  
 M Franchino (Heaps 46)  
 M Asad  
 M Cale (Williams 73)  
 F Torres (Sunning 83)  
 F Harris

### @ MIAMI FUSION

T, 1-1 (OT) July 21, 2001  
 GK Causey  
 D Franchino  
 D Wright  
 D Woods  
 D Alvarez  
 D Allnutt  
 M Heaps  
 M Williams (Asad 85)  
 F Cale  
 F Harris  
 F Sunning (Torres 79)

### VS. D.C. UNITED

W, 2-1 August 18, 2001  
 GK Fernandez  
 D Allnutt  
 D Pierce  
 D Wright  
 M Heaps  
 M Franchino  
 M Chronopoulos  
 M Alvarez  
 F Sunning (Okoh 26)  
 F Cale  
 F Williams (Cullen 87)

### @ SAN JOSE EARTHQUAKES

L, 2-3 May 5, 2001  
 GK Sommer  
 D Franchino  
 D Pierce  
 D Wright  
 M Harkes  
 M Asad (Dunseth 69)  
 M Alvarez  
 F Harris (Sunning 56)  
 F Cale  
 F Okoh (Torres 48)  
 F Williams

### @ LOS ANGELES GALAXY

L, 0-2 May 26, 2001  
 GK Sommer  
 D Dunseth  
 D Pierce  
 D Woods  
 M Chronopoulos  
 M Cloutier  
 M Franchino (Asad 86)  
 M Alvarez  
 F Cale  
 F Torres (Sunning 81)  
 F Okoh (Harris 59)

### @ DALLAS

T, 1-1 (OT) July 4, 2001  
 GK Fernandez  
 D Pierce  
 D Wright  
 D Heaps  
 D Asad  
 D Cloutier (Woods 74)  
 M Chronopoulos  
 M Williams  
 M Franchino  
 M Torres (Harris 60)  
 F Cale (Okoh 84)

### @ KANSAS CITY WIZARD

L, 0-2 July 29, 2001  
 GK Causey  
 D Woods  
 D Allnutt (Okoh 70)  
 D Wright  
 D Franchino  
 M Sunning (Torres 70)  
 M Asad  
 M Cale (Chronopoulos 46)  
 M Heaps  
 F Harris (Downing 83)  
 F Williams

### @ TAMPA BAY MUTINY

T, 0-0 (OT) August 26, 2001  
 GK Fernandez  
 D Cullen  
 D Pierce  
 D Allnutt  
 D Wright  
 M Heaps  
 M Williams (Harris 25)  
 M Franchino  
 M Alvarez  
 F Cale  
 F Sunning (Downing 98)



## 2001 BOX SCORES

### New England Revolution 1 at MetroStars 2

April 7 at Giants Stadium (East Rutherford, N.J.)

Att: 30,753

Scoring - NE - Alvarez (Sunsing) 73.

MET - Mathis (unassisted) 61; Valencia (Chung) 92.

	Shots	Saves	Fouls	Offside	Corners
NE	6	1	24	2	5
MET	14	2	25	0	6

### Miami Fusion 1 at New England Revolution 0

April 14 at Foxboro Stadium (Foxborough, Mass.)

Att: 15,576

Scoring - MIA - Marshall (Serna) 55.

NE - None.

	Shots	Saves	Fouls	Offside	Corners
MIA	14	4	17	4	3
NE	6	5	19	2	6

### New England Revolution 1 at D.C. United 2

April 21 at RFK Stadium (Washington, D.C.)

Att: 15,656

Scoring - NE - Okoh (Harris) 49.

DC - Conteh (Kamler, Convey) 9; Conteh (Ziadie, Watson) 61.

	Shots	Saves	Fouls	Offside	Corners
NE	16	8	21	1	10
DC	18	6	21	4	5

### New England Revolution 0 at Miami Fusion 1

April 28 at Lockhart Stadium (Ft. Lauderdale, Fla.)

Att: 14,381

Scoring - NE - None.

MIA - Pineda Chacon (Serna, Rooney) 80.

	Shots	Saves	Fouls	Offside	Corners
NE	14	1	20	0	7
MIA	15	3	17	2	7

### New England Revolution 2 at San Jose Earthquakes 3

May 5 at Spartan Stadium (San Jose, Calif.)

Att: 8,137

Scoring - NE - Wright (Cate) 88; own goal (Barrett) 90.

SJ - Dayak (Agoos) 28; De Rosario (unassisted) 72; Ibsen (unassisted) 80.

	Shots	Saves	Fouls	Offside	Corners
NE	13	11	16	5	4
SJ	19	4	16	2	4

### New England Revolution 0 at D.C. United 5

May 9 at RFK Stadium (Washington, D.C.)

Att: 10,638

Scoring - NE - None.

DC - Conteh (Lisi, Denton) 5; Conteh (Convey, Pope) 34; Talley (Etcheverry, Convey) 40; Conteh (Lisi, Convey) 44; Conteh (Alegria, Lisi) 48.

	Shots	Saves	Fouls	Offside	Corners
NE	12	6	19	4	5
DC	12	4	22	4	4

### Chicago Fire 1 at New England Revolution 2 (OT)

May 12 at Foxboro Stadium (Foxborough, Mass.)

Att: 15,159

Scoring - CHI - Nowak (Stolitchkov) 62.

NE - Cate (penalty kick) 36; Okoh (Harris, Torres) 91.

	Shots	Saves	Fouls	Offside	Corners
CHI	10	3	13	4	3
NE	7	5	24	3	4

### Columbus Crew 1 at New England Revolution 2

May 16 at Foxboro Stadium (Foxborough, Mass.)

Att: 7,864

Scoring - CLB - Buddle (West) 74.

NE - Cate (Torres, Chronopoulos) 69; Cate (penalty kick) 83.

	Shots	Saves	Fouls	Offside	Corners
CLB	12	7	19	0	1
NE	11	2	12	2	7

### New England Revolution 1 at Colorado Rapids 0

May 19 at Mile High Stadium (Denver, Colo.)

Att: 20,005

Scoring - NE - Okoh (penalty kick) 86.

COL - None.

	Shots	Saves	Fouls	Offside	Corners
NE	13	2	17	3	2
COL	14	2	12	1	7

### New England Revolution 0 at Los Angeles Galaxy 2

May 26 at Rose Bowl (Los Angeles, Calif.)

Att: 12,249

Scoring - NE - None.

LA - Hendrickson (Cienfuegos, Elliott) 77; Jones (Elliott) 88.

	Shots	Saves	Fouls	Offside	Corners
NE	6	6	16	2	3
LA	19	4	8	2	6

### MetroStars 1 at New England Revolution 1 (2OT)

June 3 at Foxboro Stadium (Foxborough, Mass.)

Att: 28,623

Scoring - MET - Faria (Mathis, Chung) 25.

NE - Cate (penalty kick) 91.

	Shots	Saves	Fouls	Offside	Corners
MET	12	8	24	2	3
NE	13	4	22	4	6

### Tampa Bay Mutiny 0 at New England Revolution 3

June 9 at Foxboro Stadium (Foxborough, Mass.)

Att: 15,468

Scoring - TB - None.

NE - Harris (penalty kick) 21; Harris (Williams, Cloutier) 32; Torres (Cloutier, Williams) 64.

	Shots	Saves	Fouls	Offside	Corners
TB	11	2	16	1	15
NE	17	2	19	4	3

### Colorado Rapids 3 at New England Revolution 3 (2OT)

June 20 at Foxboro Stadium (Foxborough, Mass.)

Att: 31,211

Scoring - COL - Carrieri (Diaz Arce, Paule) 9; Spencer (Paule) 20;

Bravo (Balboa, Paule) 92.

NE - Torres (unassisted) 26; Chronopoulos (Asad, Torres) 71; Asad (Cate, Alvarez) 88.

	Shots	Saves	Fouls	Offside	Corners
COL	17	8	22	4	6
NE	23	4	21	3	6

### New England Revolution 1 at Chicago Fire 1 (2OT)

June 23 at Soldier Field (Chicago, Ill.)

Att: 20,531

Scoring - NE - Cate (penalty kick) 59.

CHI - Kovalenko (Marsch, Nowak) 73.

	Shots	Saves	Fouls	Offside	Corners
NE	7	5	18	5	1
CHI	20	2	20	4	8



## New England Revolution 1 at Dallas Burn 1 (20T)

July 4 at Cotton Bowl (Dallas, Texas)

Att: 21,343

**Scoring** - NE - Cate (unassisted) 29.

DAL - Johnson (Graziani, Broome) 95.

	Shots	Saves	Fouls	Offside	Corners
NE	5	9	19	4	0
DAL	22	1	21	3	11

## Kansas City 2 at New England Revolution 1

July 7 at Foxboro Stadium (Foxborough, Mass.)

Att: 13,141

**Scoring** - KC - Klein (Glasgow) 66; Brown (Lowe) 91.

NE - Wright (Cate, Torres) 93.

	Shots	Saves	Fouls	Offside	Corners
KC	16	5	23	1	3
NE	15	8	17	5	6

## D.C. United 3 at New England Revolution 1

July 14 at Foxboro Stadium (Foxborough, Mass.)

Att: 14,691

**Scoring** - DC - Quaranta (Moreno) 5; Moreno (Elchevery) 71; Quaranta (Elchevery, Namoff) 94.

NE - Sunning (Cate, Harris) 87.

	Shots	Saves	Fouls	Offside	Corners
DC	12	1	19	3	7
NE	11	4	22	3	3

## Los Angeles Galaxy 2 at New England Revolution 3

July 17 at Foxboro Stadium (Foxborough, Mass.)

Att: 12,391

**Scoring** - LA - Hernandez (Cienfuegos) 28; Hernandez (Lalas, Elliott) 40.

NE - Harris (unassisted) 7; Sunning (Williams) 32; Williams (Harris, Cate) 51.

	Shots	Saves	Fouls	Offside	Corners
LA	18	3	18	3	11
NE	10	8	19	2	0

## New England Revolution 1 at Miami Fusion 1 (20T)

July 21 at Lockhart Stadium (Ft. Lauderdale, Fla.)

Att: 6,123

**Scoring** - NE - Williams (Harris, Allnut) 54.

MIA - Rooney (Pineda Chacon, Bishop) 42.

	Shots	Saves	Fouls	Offside	Corners
NE	17	11	8	4	3
MIA	19	2	13	4	11

## New England Revolution 0 at Kansas City 2

July 29 at Arrowhead Stadium (Kansas City, Mo.)

Att: 6,071

**Scoring** - NE - None.

KC - Santel (Gomez, Prideaux) 21; Glasgow (Lassiter, McKeon) 65.

	Shots	Saves	Fouls	Offside	Corners
NE	16	5	11	2	7
KC	14	4	15	6	6

## Dallas Burn 1 at New England Revolution 5

August 4 at Foxboro Stadium (Foxborough, Mass.)

Att: 10,326

**Scoring** - DAL - Korol (Graziani, Rodriguez) 86.

NE - Sunning (Heaps) 9; Chronopoulos (Okoh) 49; Okoh (Cate) 76; Cate (Williams) 79; Chronopoulos (Okoh) 81.

	Shots	Saves	Fouls	Offside	Corners
DAL	17	3	17	2	14
NE	13	7	12	4	6

## San Jose Earthquakes 5 at New England Revolution 1

August 8 at Foxboro Stadium (Foxborough, Mass.)

Att: 11,822

**Scoring** - SJ - Donovan (Russell) 35; Donovan (penalty kick) 39; Agogo (Donovan) 68; Lagos (Donovan, Mulrooney) 71; Agogo (Corrales, Russell) 80.

NE - Cate (penalty kick) 44.

	Shots	Saves	Fouls	Offside	Corners
SJ	22	4	10	6	3
NE	12	9	11	2	3

## Miami Fusion 4 at New England Revolution 1

August 11 at Foxboro Stadium (Foxborough, Mass.)

Att: 12,003

**Scoring** - MIA - Pineda Chacon (Serna, Mastroeni) 16; Preki (Serna, Dunseth) 27; Henderson (Preki, Rimando) 35; Serna (Preki, Pineda Chacon) 68.

NE - Okoh (Williams, Heaps) 6.

	Shots	Saves	Fouls	Offside	Corners
MIA	11	5	28	4	4
NE	12	2	21	7	5

## D.C. United 1 at New England Revolution 2

August 18 at Foxboro Stadium (Foxborough, Mass.)

Att: 15,226

**Scoring** - DC - Armstrong (unassisted) 32.

NE - Chronopoulos (Williams, Heaps) 9; Chronopoulos (Williams, Cate) 30.

	Shots	Saves	Fouls	Offside	Corners
DC	10	3	22	5	6
NE	10	2	21	3	6

## New England Revolution 0 at Tampa Bay Mutiny 0 (20T)

August 26 at Raymond James Stadium (Tampa, Fla.)

Att: 11,345

**Scoring** - NE - None.

	Shots	Saves	Fouls	Offside	Corners
NE	15	6	13	7	6
TB	12	2	14	9	5

## New England Revolution 1 at Columbus Crew 4

September 1 at Columbus Crew Stadium (Columbus, Ohio)

Att: 24,033

**Scoring** - NE - Okoh (Cate) 15.

CLB - Maisonneuve (Cunningham, Warzycha) 55; Cunningham (Perez) 65; Cunningham (penalty kick) 80; Warzycha (Perez, Lapper) 92.

	Shots	Saves	Fouls	Offside	Corners
NE	13	2	21	1	0
CLB	13	4	12	2	4

## New England Revolution 1 at MetroStars 3

September 7 at Giants Stadium (East Rutherford, N.J.)

Att: 13,679

**Scoring** - NE - Williams (Franchino, Cloutier) 14.

MET - Faria (Hernandez) 5; Faria (Villegas, Jolley) 27; Valencia (Jolley, Hernandez) 46.

	Shots	Saves	Fouls	Offside	Corners
NE	22	3	20	4	6
MET	24	6	13	5	6



## 2000 RESULTS

DATE	OPPONENT	RESULT	SCORE	NOTES	ATT.	W-L-T	POS.	PTS
03/18/2000	at Miami Fusion	T	1-1	OT	8,782	0-0-1	T1	1
03/25/2000	at Tampa Bay Mutiny	L	0-1		14,811	0-1-1	T1	1
04/01/2000	at Los Angeles Galaxy	T	2-2	OT	19,878	0-1-2	3	2
04/08/2000	at Dallas Burn	L	1-2		14,758	0-2-2	4	2
04/15/2000	D.C. UNITED	W	2-1	OT	15,174	1-2-2	2	5
04/22/2000	CHICAGO FIRE	T	1-1	OT	6,737	1-2-3	T1	6
04/29/2000	MIAMI FUSION	T	1-1	OT	13,172	1-2-4	T1	7
05/06/2000	SAN JOSE EARTHQUAKES	W	2-1		14,489	2-2-4	1	10
05/13/2000	at D.C. United	W	3-1		18,493	3-2-4	T1	13
05/17/2000	COLORADO RAPIDS	L	3-4		9,306	3-3-4	T1	13
05/20/2000	at Chicago Fire	W	1-0		14,077	4-3-4	T1	16
05/24/2000	LOS ANGELES GALAXY	W	2-1		31,113	5-3-4	1	19
05/29/2000	at Colorado Rapids	L	1-2		5,162	5-4-4	1	19
06/03/2000	MIAMI FUSION	W	2-0		16,139	6-4-4	1	22
06/10/2000	SAN JOSE EARTHQUAKES	W	3-0		14,109	7-4-4	1	25
06/17/2000	at MetroStars	L	2-4		10,081	7-5-4	1	25
06/21/2000	at San Jose Earthquakes	T	2-2	OT	10,217	7-5-5	1	26
06/24/2000	at Columbus Crew	L	1-3		15,038	7-6-5	1	26
07/04/2000	at Miami Fusion	L	1-2		6,239	7-7-5	2	26
07/12/2000	at Columbus Crew	L	1-4		12,998	7-8-5	2	26
07/15/2000	METROSTARS	L	0-2		16,838	7-9-5	2	26
07/19/2000	at Kansas City Wizards	W	1-0		4,582	8-9-5	2	29
07/22/2000	at San Jose Earthquakes	W	2-1		7,827	9-9-5	2	32
08/02/2000	DALLAS BURN	L	1-2		13,910	9-10-5	2	32
08/05/2000	COLUMBUS CREW	T	1-1	OT	19,809	9-10-6	2	33
08/12/2000	at MetroStars	L	1-2	OT	12,688	9-11-6	2	33
08/19/2000	TAMPA BAY MUTINY	W	2-1		15,129	10-11-6	2	36
08/26/2000	COLUMBUS CREW	W	2-1		17,867	11-11-6	2	39
08/30/2000	D.C. UNITED	W	1-0		15,489	12-11-6	2	42
09/03/2000	at D.C. United	L	0-2		51,996	12-12-6	2	42
09/06/2000	KANSAS CITY WIZARDS	L	0-1		7,709	12-13-6	2	42
09/09/2000	METROSTARS	W	4-3		20,419	13-13-6	2	45

### MLS CUP PLAYOFFS

DATE	OPPONENT	RESULT	SCORE	NOTES	ATT.	ROUND	GAME
09/15/2000	at Chicago Fire	L	1-2		10,476	Quarterfinals	1
09/19/2000	CHICAGO FIRE	W	2-1		10,723	Quarterfinals	2
09/22/2000	at Chicago Fire	L	0-6		5,972	Quarterfinals	3

### U.S. OPEN CUP

DATE	OPPONENT	RESULT	SCORE	NOTES	ROUND
06/14/2000	MID-MICHIGAN BUCKS	L	0-1		Second Round

### COACH

COACH	W	L	T	PCT.
Fernando Clavijo	13	13	6	.500



## 2000 STATISTICS

#	POS	PLAYER	GP	GS	MIN	G	A	PTS	SHT	SOG	BLK	FC	FS	OFF	CK	C	E
13	FWD	Wolde Harris	31	31	2640	15	7	37	101	46	0	57	65	26	1	1	0
8	MID	Imad Baba	30	29	2508	9	8	26	70	37	0	38	40	9	26	3	0
10	MID	Mauricio Ramos	21	21	1677	3	8	14	41	15	0	14	23	0	57	6	0
5	DEF	Ted Chronopoulos	25	25	2205	5	2	12	20	9	0	31	36	10	0	4	0
6	MID	John Harkes	28	27	2511	2	6	10	23	8	2	34	44	1	81	3	0
17	FWD	Jamar Beasley	19	6	848	3	3	9	32	16	0	19	32	9	0	1	0
11	DEF	Joe Franchino	22	22	2004	2	2	6	11	5	2	37	26	1	0	5	0
		w/ LA	8	7	600	0	0	0	5	0	0	13	8	0	0	1	0
9	FWD	Johnny Torres	20	14	1328	1	4	6	28	21	0	36	30	14	1	4	0
77	FWD	William Sunsing	26	9	1263	1	3	5	38	17	0	32	40	23	4	3	0
14	MID	Leonel Alvarez	28	28	2474	1	2	4	11	4	1	60	37	0	1	5	1
21	FWD	Eric Wynalda	5	1	169	0	1	1	3	2	0	2	1	3	0	0	0
		w/ MIA	6	5	484	1	1	3	12	3	0	7	8	5	5	1	0
18	FWD	Paul Keegan	11	0	83	1	1	3	1	1	0	6	3	2	0	0	0
7	MID	Ivan McKinley	13	12	1021	1	1	3	5	5	1	23	7	0	0	7	1
		w/ LA	10	10	897	2	0	4	11	3	0	16	6	0	0	3	1
29	DEF	Mauricio Wright	16	16	1464	1	1	3	11	5	1	17	33	0	0	8	0
		w/ SJ	10	10	940	0	0	0	3	0	1	15	16	1	0	3	0
2	DEF	Brian Dunseth	22	22	1970	1	0	2	7	3	3	24	15	0	0	3	0
7	FWD	Jose Luis Morales	8	6	448	1	0	2	15	9	0	7	12	5	1	0	0
15	MID	Shaker Asad	8	2	246	0	1	1	3	0	0	14	4	0	1	2	0
4	MID	Mike Burns	8	2	351	0	0	0	4	1	0	8	3	0	0	0	0
		w/ SJ	18	18	1660	0	2	2	13	4	0	14	13	1	3	5	0
3	DEF	Dan Calichman	4	4	308	0	0	0	0	0	1	6	4	0	0	0	0
		w/ SJ	16	16	1442	0	1	1	5	2	2	23	11	0	0	4	0
26	GK	Jeff Causey	22	21	1975	0	0	0	0	0	0	0	5	0	0	0	0
12	DEF	Adam Eyre	10	8	742	0	0	0	2	2	1	11	3	0	0	1	0
29	FWD	Eduardo Hurtado	3	1	161	0	0	0	5	2	0	3	3	5	0	0	0
16	MID	Carlos Parra	14	4	438	0	0	0	4	0	0	20	4	0	0	5	0
19	DEF	Rusty Pierce	29	29	2600	0	0	0	6	1	3	66	55	0	0	7	0
1	GK	Juergen Sommer	11	11	977	0	0	0	0	0	0	1	1	0	0	0	0
20	FWD	Fabio Zuniga	1	1	33	0	0	0	0	0	0	3	0	1	0	0	0
		TEAM TOTALS	32	32	2950	47	50	144	441	209	16	569	526	109	173	68	2
		OPPONENT TOTALS	32	32	2950	49	62	160	353	172	20	546	544	118	142	71	5

**GAME-WINNING GOALS:** Wolde Harris 5, Ted Chronopoulos 3, Imad Baba 2, Mauricio Ramos 1, Jose Luis Morales 1, Joe Franchino 1.

**GAME-WINNING ASSISTS:** Mauricio Ramos 4, Imad Baba 3, William Sunsing 2, Johnny Torres 1, Wolde Harris 1, John Harkes 1, Jamar Beasley 1, Leonel Alvarez 1.

**PENALTY KICK GOALS/ATTEMPTS:** Imad Baba 4-4, John Harkes 1-1, Leonel Alvarez 0-1.

#	POS	GOALKEEPER	GP	GS	MIN	SHT	SV	C/P	GA	GAA	PG	PA	W	L	T	SO	OT
1	GK	Juergen Sommer	11	11	977	62	40	46	15	1.38	1	1	5	5	1	2	0-1-1
26	GK	Jeff Causey	22	21	1975	110	67	101	34	1.55	1	5	8	8	5	3	1-0-5
		TEAM TOTALS	32	32	2950	172	107	147	49	1.49	2	6	13	13	6	5	1-1-6
		OPPONENT TOTALS	32	32	2950	209	142	141	47	1.43	5	6	13	13	6	4	1-1-6



## 2000 LINEUPS

**@ MIAMI FUSION**  
**T, 1-1 (OT) March 18, 2000**  
 GK Causey  
 D Chronopoulos  
 D McKinley  
 D Dunseth  
 D Pierce (Burns 78)  
 M Baba  
 M Harkes  
 M Ramos (Hurtado 74)  
 M Alvarez  
 M Torres (Sunsing 46)  
 F Harris

**VS. CHICAGO FIRE**  
**T, 1-1 (OT) April 22, 2000**  
 GK Causey  
 D Chronopoulos  
 D Calichman  
 D McKinley  
 D Pierce  
 M Baba  
 M Alvarez  
 M Harkes  
 M Ramos  
 F Harris (Sunsing 56)  
 F Torres (Keegan 81)

**@ CHICAGO FIRE**  
**W, 1-0 May 20, 2000**  
 GK Causey  
 D Pierce  
 D Dunseth  
 D Franchino  
 M Baba  
 M McKinley  
 M Ramos (Parra 90)  
 M Burns  
 M Chronopoulos  
 F Harris (Sunsing 62)  
 F Torres

**@ METROSTARS**  
**L, 2-4 June 17, 2000**  
 GK Causey  
 D Pierce (McKinley 62)  
 D Dunseth  
 D Wright  
 D Franchino  
 M Baba  
 M Alvarez  
 M Harkes  
 M Ramos (Torres 46)  
 F Harris  
 F Beasley

**VS. METROSTARS**  
**L, 0-2 July 15, 2000**  
 GK Sommer  
 D Pierce  
 D Wright  
 D Dunseth (Morales 46)  
 D Franchino  
 M Baba  
 M Alvarez  
 M Harkes  
 M Ramos (Beasley 65, Keegan 81)  
 F Harris  
 F Sunsing

**@ METROSTARS**  
**L, 1-2 (OT) August 12, 2000**  
 GK Sommer  
 D Pierce  
 D Wright  
 D Dunseth  
 M Baba (Wynalda 79)  
 M Alvarez  
 M Harkes  
 M Beasley  
 M Franchino  
 F Harris  
 F Morales (Sunsing 53)

**VS. KANSAS CITY WIZARDS**  
**L, 0-1 September 6, 2000**  
 GK Causey  
 D Pierce  
 D Wright  
 D Eyre  
 M Baba (Beasley 56)  
 M Alvarez  
 M Harkes  
 M Chronopoulos (Torres 85)  
 M Franchino  
 F Harris  
 F Sunsing

**@ TAMPA BAY MUTINY**  
**L, 0-1 March 25, 2000**  
 GK Causey  
 D Chronopoulos (Burns 45)  
 D McKinley (Sunsing 70)  
 D Dunseth  
 D Pierce  
 M Baba  
 M Harkes  
 M Alvarez  
 M Ramos  
 F Harris  
 F Hurtado

**VS. MIAMI FUSION**  
**T, 1-1 (OT) April 29, 2000**  
 GK Causey  
 D Chronopoulos  
 D Calichman (Parra 20)  
 D Dunseth  
 D Pierce (Eyre 87)  
 M Baba  
 M Alvarez  
 M Harkes  
 M Ramos (Sunsing 46)  
 F Harris  
 F Torres

**VS. LOS ANGELES GALAXY**  
**W, 2-1 May 24, 2000**  
 GK Causey  
 D Pierce  
 D Dunseth  
 D McKinley (Burns 46)  
 D Franchino  
 M Baba  
 M Alvarez  
 M Ramos  
 M Chronopoulos  
 F Harris (Parra 94-)  
 F Torres (Sunsing 83)

**@ SAN JOSE EARTHQUAKES**  
**L, 2-2 (OT) June 21, 2000**  
 GK Causey  
 D Dunseth  
 D Wright  
 D Franchino  
 M Baba (Beasley 14)  
 M Baba  
 M Parra  
 M Harkes  
 M Ramos (Asad 78)  
 M Chronopoulos  
 F Harris  
 F Torres (Keegan 94)

**@ KANSAS CITY WIZARDS**  
**W, 1-0 July 19, 2000**  
 GK Sommer  
 D Pierce  
 D Wright  
 D Franchino  
 M Baba  
 M Alvarez  
 M Harkes  
 M Chronopoulos  
 F Harris  
 F Morales (Beasley 54)  
 F Sunsing (Keegan 83)

**VS. TAMPA BAY MUTINY**  
**W, 2-1 August 19, 2000**  
 GK Sommer  
 D Pierce  
 D Wright  
 D Eyre  
 M Baba  
 M Alvarez  
 M Harkes  
 M Chronopoulos (Beasley 55)  
 M Franchino  
 F Harris  
 F Sunsing (Wynalda 67, Parra 91-)

**VS. METROSTARS**  
**W, 4-3 September 9, 2000**  
 GK Causey  
 D Pierce  
 D Wright  
 D Harkes  
 D Eyre  
 M Baba  
 M Alvarez (Parra 88)  
 M Beasley  
 M Chronopoulos  
 M Franchino  
 F Harris (Wynalda 68)  
 F Sunsing

**@ LOS ANGELES GALAXY**  
**T, 2-2 (OT) April 1, 2000**  
 GK Causey  
 D Chronopoulos  
 D Calichman  
 D Dunseth  
 D Pierce  
 M Baba  
 M Alvarez  
 M Harkes  
 M Ramos (Burns 79)  
 F Harris (Parra 100)  
 F Zuñiga (Torres 33)

**VS. SAN JOSE EARTHQUAKES**  
**W, 2-1 May 6, 2000**  
 GK Causey  
 D McKinley  
 D Pierce  
 D Dunseth  
 M Baba  
 M Alvarez (Asad 67)  
 M Ramos (Keegan 91)  
 M Parra  
 M Chronopoulos  
 F Harris (Sunsing 62)  
 F Torres

**@ COLORADO RAPIDS**  
**L, 1-2 June 29, 2000**  
 GK Causey  
 D Pierce  
 D Dunseth (Asad 72)  
 D McKinley  
 D Franchino  
 M Baba  
 M Alvarez  
 M Ramos  
 M Chronopoulos (Beasley 84)  
 F Harris  
 F Sunsing (Keegan 61)

**@ COLUMBUS CREW**  
**L, 1-3 June 24, 2000**  
 GK Sommer  
 D Eyre  
 D Dunseth  
 D McKinley (Sunsing 77)  
 D Franchino  
 M Beasley (Torres 57)  
 M Alvarez  
 M Ramos  
 M Harkes  
 D Chronopoulos (Asad 81)  
 F Harris

**@ SAN JOSE EARTHQUAKES**  
**W, 2-1 July 22, 2000**  
 GK Sommer  
 D Pierce  
 D Harkes  
 D Eyre  
 D Franchino  
 M Baba  
 M Alvarez  
 M Ramos (Parra 76)  
 M Chronopoulos  
 F Harris (Morales 79)  
 F Sunsing (Beasley 91-)

**VS. COLUMBUS CREW**  
**W, 2-1 August 26, 2000**  
 GK Sommer  
 D Pierce  
 D Wright  
 D Eyre  
 M Baba  
 M Alvarez  
 M Harkes  
 M Chronopoulos  
 M Franchino  
 F Harris (Beasley 81)  
 F Sunsing (Parra 90)

**@ DALLAS BURN**  
**L, 1-2 April 8, 2000**  
 GK Causey  
 D Chronopoulos  
 D Calichman  
 D Dunseth  
 D Pierce  
 M Baba  
 M Alvarez  
 M Harkes  
 M Asad (Sunsing 77)  
 F Harris (Hurtado 46)  
 F Torres

**@ D.C. UNITED**  
**W, 3-1 May 13, 2000**  
 GK Causey  
 D McKinley  
 D Pierce  
 D Dunseth  
 M Baba  
 M Harkes  
 M Ramos (Keegan 89)  
 M Parra (Burns 46)  
 M Chronopoulos  
 F Harris  
 F Torres (Sunsing 60)

**VS. MIAMI FUSION**  
**W, 2-0 June 3, 2000**  
 GK Causey  
 D Pierce  
 D Dunseth  
 D Wright  
 D Franchino  
 M Baba  
 M Alvarez (Harkes 80)  
 M Ramos  
 M Chronopoulos  
 F Harris (Sunsing 71)  
 F Torres (Parra 92-)

**@ MIAMI FUSION**  
**L, 1-2 July 4, 2000**  
 GK Causey  
 D Pierce  
 D Wright  
 D Dunseth  
 D Franchino  
 M Beasley  
 M Alvarez (Keegan 84)  
 M McKinley (Asad 73)  
 M Harkes  
 F Harris  
 F Torres (Sunsing 55)

**VS. DALLAS BURN**  
**L, 1-2 August 2, 2000**  
 GK Sommer  
 D Pierce  
 D Wright  
 D Dunseth  
 D Franchino  
 M Baba (Keegan 93-)  
 M Alvarez  
 M Harkes  
 M Beasley (Beasley 78)  
 F Harris  
 F Morales (Sunsing 71)

**VS. D.C. UNITED**  
**W, 1-0 August 30, 2000**  
 GK Sommer  
 D Pierce  
 D Wright  
 D Eyre  
 M Baba  
 M Alvarez  
 M Harkes  
 M Chronopoulos  
 M Franchino  
 F Harris (Beasley 76)  
 F Morales (Wynalda 70)

**VS. D.C. UNITED**  
**W, 2-1 (OT) April 15, 2000**  
 GK Causey  
 D Chronopoulos  
 D Calichman  
 D Pierce  
 D Burns (Sunsing 64)  
 M Baba  
 M Alvarez  
 M Harkes  
 M Ramos  
 F Harris (Hurtado 46)  
 F Torres

**VS. COLORADO RAPIDS**  
**L, 3-4 May 17, 2000**  
 GK Causey  
 D McKinley  
 D Pierce  
 D Dunseth (Keegan 90)  
 M Baba  
 M Harkes  
 M Ramos (Sunsing 57)  
 M Alvarez (Burns 76)  
 M Chronopoulos  
 F Harris  
 F Torres

**VS. SAN JOSE EARTHQUAKES**  
**W, 3-0 June 10, 2000**  
 GK Causey  
 D Pierce  
 D Dunseth  
 D Wright  
 D Franchino  
 M Baba  
 M Alvarez  
 M Harkes (Parra 92-)  
 M Chronopoulos (Keegan 87)  
 F Harris  
 F Torres (Beasley 67)

**@ COLUMBUS CREW**  
**L, 4-1 July 12, 2000**  
 GK Causey  
 D Pierce (Eyre 81)  
 D Wright  
 D Dunseth  
 M Asad (Beasley 65)  
 M Alvarez (Baba 58)  
 M Harkes  
 M Franchino  
 F Harris  
 F Ramos  
 F Sunsing

**VS. COLUMBUS CREW**  
**T, 1-1 (OT) August 5, 2000**  
 GK Sommer  
 D Pierce  
 D Wright  
 D Dunseth  
 M Baba (Sunsing 60)  
 M Parra  
 M Harkes  
 M Beasley  
 M Franchino  
 F Harris  
 F Morales (Torres 76)

**@ D.C. UNITED**  
**L, 0-2 September 3, 2000**  
 GK Sommer (Causey 63)  
 D Eyre  
 D Wright  
 D Chronopoulos  
 M Baba (Beasley 60)  
 M Alvarez  
 M Harkes  
 M Ramos (Asad 75)  
 M Franchino  
 F Wynalda  
 F Morales (Torres 68)



## 2000 BOX SCORES

### New England Revolution 1 at Miami Fusion 1 (2OT)

March 18 at Lockhart Stadium (Ft. Lauderdale, Fla.) Alt: 8,782

Scoring - NE - Baba (Chronopoulos) 80.

MIA - Serna (Williams) 61.

	Shots	Saves	Fouls	Offside	Corners
NE	12	6	16	2	6
MIA	15	3	16	3	4

### New England Revolution 0 at Tampa Bay Mutiny 1

March 25 at Raymond James Stadium (Tampa, Fla.) Alt: 14,811

Scoring - NE - None.

TB - Diaz Arce (Ralston, Kinnear) 51.

	Shots	Saves	Fouls	Offside	Corners
NE	19	2	9	7	6
TB	8	8	14	4	2

### New England Revolution 2 at Los Angeles Galaxy 2 (2OT)

April 1 at Rose Bowl (Los Angeles, Calif.) Alt: 19,878

Scoring - NE - Alvarez (Ramos) 35; Harris (Ramos, Torres) 42.

LA - Jones (unassisted) 59; Cienfuegos (Hendrickson) 67.

	Shots	Saves	Fouls	Offside	Corners
NE	10	8	19	1	1
LA	18	3	19	3	6

### New England Revolution 1 at Dallas Burn 2

April 8 at Cotton Bowl (Dallas, Texas) Alt: 14,758

Scoring - NE - Torres (Harris) 42.

DAL - Graziani (Deering, Kreis) 38; Kreis (Santel, Eck) 74.

	Shots	Saves	Fouls	Offside	Corners
NE	8	1	25	4	2
DAL	10	1	26	4	3

### D.C. United 1 at New England Revolution 2 (2OT)

April 15 at Foxboro Stadium (Foxborough, Mass.) Alt: 15,174

Scoring - DC - Moreno (Pope, Otero) 19.

NE - Baba (penalty kick) 72; Baba (Harris, Sunsing) 97.

	Shots	Saves	Fouls	Offside	Corners
DC	3	8	31	3	3
NE	19	1	19	3	8

### Chicago Fire 1 at New England Revolution 1 (2OT)

April 22 at Foxboro Stadium (Foxborough, Mass.) Alt: 6,737

Scoring - CHI - Kovalenko (Armas, Kubik) 59.

NE - McKinley (Ramos, Baba) 68.

	Shots	Saves	Fouls	Offside	Corners
CHI	11	4	19	1	4
NE	10	3	21	1	6

### Miami Fusion 1 at New England Revolution 1 (2OT)

April 29 at Foxboro Stadium (Foxborough, Mass.) Alt: 13,172

Scoring - MIA - Gutierrez (Wynalda, Lassiter) 52.

NE - Dunseth (Harkes) 69.

	Shots	Saves	Fouls	Offside	Corners
MIA	9	5	14	3	4
NE	16	4	24	1	6

### San Jose Earthquakes 1 at New England Revolution 2

May 6 at Foxboro Stadium (Foxborough, Mass.) Alt: 14,489

Scoring - SJ - Conte (Azizi) 72.

NE - Ramos (Harris) 55; Harris (Ramos) 58.

	Shots	Saves	Fouls	Offside	Corners
SJ	8	6	9	2	2
NE	18	3	25	4	4

### New England Revolution 3 at D.C. United 1

May 13 at RFK Stadium (Washington, D.C.) Alt: 18,493

Scoring - NE - Harris (unassisted) 15; Ramos (unassisted) 66; Baba (unassisted) 82.

DC - Moreno (Olsen) 14.

	Shots	Saves	Fouls	Offside	Corners
NE	5	3	19	2	3
DC	18	1	12	3	16

### Colorado Rapids 4 at New England Revolution 3

May 17 at Foxboro Stadium (Foxborough, Mass.) Alt: 9,306

Scoring - COL - Zambrano (Agogo, Moore) 39; Bent (Zambrano) 79;

Zambrano (Dougherty, DiGiamarino) 84; Agogo (Zambrano,

DiGiamarino) 85.

NE - Chronopoulos (Torres, Harris) 25; Baba (Harkes) 59; Harris (Torres) 67.

	Shots	Saves	Fouls	Offside	Corners
COL	9	4	23	2	2
NE	13	2	19	4	7

### New England Revolution 1 at Chicago Fire 0

May 20 at Soldier Field (Chicago, Ill.) Alt: 14,077

Scoring - NE - Harris (Ramos) 31.

CHI - None.

	Shots	Saves	Fouls	Offside	Corners
NE	5	3	20	2	3
CHI	10	4	11	3	7

### Los Angeles Galaxy 1 at New England Revolution 2

May 24 at Foxboro Stadium (Foxborough, Mass.) Alt: 31,113

Scoring - LA - Vagenas (Jones, Victorine) 94.

NE - Chronopoulos (Baba, Harris) 40; Chronopoulos (Ramos) 70.

	Shots	Saves	Fouls	Offside	Corners
LA	10	3	11	1	4
NE	12	4	18	3	7

### New England Revolution 1 at Colorado Rapids 2

May 29 at Mile High Stadium (Denver, Colo.) Alt: 5,162

Scoring - NE - Keegan (Beasley, Franchino) 90.

COL - Agogo (Bravo, Zambrano) 38; Agogo (unassisted) 80.

	Shots	Saves	Fouls	Offside	Corners
NE	17	3	16	3	3
COL	14	5	14	5	5

### Miami Fusion 0 at New England Revolution 2

June 3 at Foxboro Stadium (Foxborough, Mass.) Alt: 16,139

Scoring - MIA - None.

NE - Chronopoulos (Baba) 72; Harkes (Ramos) 92.

	Shots	Saves	Fouls	Offside	Corners
MIA	9	7	9	2	4
NE	26	0	19	2	9

### San Jose Earthquakes 0 at New England Revolution 3

June 10 at Foxboro Stadium (Foxborough, Mass.) Alt: 14,109

Scoring - SJ - None.

NE - Chronopoulos (Torres, Harkes) 28; Beasley (Baba, Alvarez) 74;

Beasley (Harris, Keegan) 88.

	Shots	Saves	Fouls	Offside	Corners
SJ	8	6	18	4	6
NE	19	2	15	3	4



## New England Revolution 2 at MetroStars 4

June 17 at Giants Stadium (East Rutherford, N.J.) Att: 10,081

Scoring - NE - Baba (penalty kick) 24; Harris (Baba) 29.

MET - Walsh (Mathis, Doolley) 20; Valencia (Pelke) 41; Shak (Valencia, Chung) 43; Mathis (unassisted) 49.

	Shots	Saves	Fouls	Offside	Corners
NE	14	4	20	4	7
MET	13	5	32	4	3

## New England Revolution 2 at San Jose Earthquakes 2 (2OT)

June 21 at Spartan Stadium (San Jose, Calif.) Att: 10,217

Scoring - NE - Harris (Chronopoulos) 79; Wright (Asad, Harkes) 91.

SJ - Krakowiak (Conteh) 10; Karapetyan (Cannon) 69.

	Shots	Saves	Fouls	Offside	Corners
NE	14	3	19	6	7
SJ	13	6	18	8	4

## New England Revolution 1 at Columbus Crew 3

June 24 at Columbus Crew Stadium (Columbus, Ohio) Att: 15,039

Scoring - NE - Ramos (unassisted) 19.

CLB - Farrell (Warzycha, Washington) 15; Cunningham (West, Washington) 69; Perez (Washington, DeBrito) 87.

	Shots	Saves	Fouls	Offside	Corners
NE	18	2	16	6	6
CLB	12	4	13	7	2

## New England Revolution 1 at Miami Fusion 2

July 4 at Lockhart Stadium (Ft. Lauderdale, Fla.) Att: 6,239

Scoring - NE - Harris (Harkes, McKinley) 3.

MIA - Gutierrez (penalty kick) 30; Rooney (Serna, Vargas) 55.

	Shots	Saves	Fouls	Offside	Corners
NE	15	2	23	6	5
MIA	11	3	19	5	7

## New England Revolution 1 at Columbus Crew 4

July 12 at Columbus Crew Stadium (Columbus, Ohio) Att: 12,998

Scoring - NE - Harkes (penalty kick) 80.

CLB - Washington (Warzycha) 43; Washington (Cunningham) 49; West (Perez) 74; West (Aguilera) 89.

	Shots	Saves	Fouls	Offside	Corners
NE	11	4	20	1	5
CLB	14	1	12	5	6

## MetroStars 2 at New England Revolution 0

July 15 at Foxboro Stadium (Foxborough, Mass.) Att: 16,838

Scoring - MET - Comas (Hernandez) 3; Villegas (Valencia) 62.

NE - None.

	Shots	Saves	Fouls	Offside	Corners
MET	6	4	24	2	1
NE	10	4	16	6	8

## New England Revolution 1 at Kansas City Wizards 0

July 19 at Arrowhead Stadium (Kansas City, Mo.) Att: 4,582

Scoring - NE - Harris (unassisted) 85.

KC - None.

	Shots	Saves	Fouls	Offside	Corners
NE	11	3	17	4	3
KC	14	5	23	8	6

## New England Revolution 2 at San Jose Earthquakes 1

July 22 at Spartan Stadium (San Jose, Calif.) Att: 7,827

Scoring - NE - Sunsing (Harris) 16; Harris (Alvarez, Ramos) 63.

SJ - Krakowiak (Karapetyan, Burns) 46.

	Shots	Saves	Fouls	Offside	Corners
NE	8	7	15	6	3
SJ	13	3	13	3	3

## Dallas Burn 2 at New England Revolution 1

August 2 at Foxboro Stadium (Foxborough, Mass.) Att: 13,910

Scoring - DAL - Rhine (unassisted) 21; Kreis (Rhine, Pareja) 67.

NE - Harris (Beasley) 87.

	Shots	Saves	Fouls	Offside	Corners
DAL	6	6	16	4	3
NE	15	1	15	0	7

## Columbus Crew 1 at New England Revolution 1 (2OT)

August 5 at Foxboro Stadium (Foxborough, Mass.) Att: 19,809

Scoring - CLB - Warzycha (unassisted) 84.

NE - Harris (Sunsing) 88.

	Shots	Saves	Fouls	Offside	Corners
CLB	15	8	20	2	5
NE	26	2	20	2	7

## New England Revolution 1 at MetroStars 2 (OT)

August 12 at Giants Stadium (East Rutherford, N.J.) Att: 12,688

Scoring - NE - Harris (Wright, Harkes) 87.

MET - Valencia (Mathis, Mattheus) 88; Valencia (Mathis) 93.

	Shots	Saves	Fouls	Offside	Corners
NE	14	3	16	5	5
MET	10	4	18	7	5

## Tampa Bay Mutiny 1 at New England Revolution 2

August 19 at Foxboro Stadium (Foxborough, Mass.) Att: 15,129

Scoring - TB - Ralston (Valderrama) 81.

NE - Harris (Baba, Wynalda) 77; Baba (unassisted) 88.

	Shots	Saves	Fouls	Offside	Corners
TB	8	13	14	1	2
NE	23	3	17	4	7

## Columbus Crew 1 at New England Revolution 2

August 26 at Foxboro Stadium (Foxborough, Mass.) Att: 17,867

Scoring - CLB - McBride (penalty kick) 20.

NE - Baba (penalty kick) 35; Harris (Sunsing, Baba) 51.

	Shots	Saves	Fouls	Offside	Corners
CLB	10	2	15	5	4
NE	13	3	22	2	4

## D.C. United 0 at New England Revolution 1

August 30 at Foxboro Stadium (Foxborough, Mass.) Att: 15,489

Scoring - DC - None.

NE - Morales (unassisted) 59.

	Shots	Saves	Fouls	Offside	Corners
DC	10	1	24	2	5
NE	4	6	18	7	3

## New England Revolution 0 at D.C. United 2

September 3 at RFK Stadium (Washington, D.C.) Att: 51,996

Scoring - NE - None.

DC - Marino (Agoos) 55; Marino (Wood) 61.

	Shots	Saves	Fouls	Offside	Corners
NE	7	8	5	5	4
DC	20	3	14	6	5

## Kansas City Wizards 1 at New England Revolution 0

September 6 at Foxboro Stadium (Foxborough, Mass.) Att: 7,709

Scoring - KC - Molnar (Henderson, McKeon) 50.

NE - None.

	Shots	Saves	Fouls	Offside	Corners
KC	5	4	14	3	3
NE	9	3	15	2	2

## MetroStars 3 at New England Revolution 4

September 9 at Foxboro Stadium (Foxborough, Mass.) Att: 20,419

Scoring - MET - Comas (unassisted) 15; Comas (Jolley) 34; Comas (Villegas) 47.

NE - Baba (penalty kick) 6; Franchino (unassisted) 36; Beasley

(Franchino) 40; Franchino (Baba, Beasley) 68.

	Shots	Saves	Fouls	Offside	Corners
MET	13	6	11	3	6
NE	20	4	11	1	15



## 2000 MLS CUP PLAYOFFS

### MLS PLAYOFFS QUARTERFINALS - GM. 1

@ CHICAGO FIRE  
L, 1-2 September 15, 2000  
GK Causey  
D Eyre  
D Wright  
D Pierce (Wynalda 35')  
M Franchino  
M Baba  
M Alvarez  
M Chronopoulos  
M Harris  
F Harris  
F Sunning (Torres 86')

### MLS PLAYOFFS QUARTERFINALS - GM. 2

VS. CHICAGO FIRE  
W, 2-1 September 19, 2000  
GK Causey  
D Eyre  
D Wright  
D Franchino  
M Chronopoulos  
M Harkes  
M Alvarez  
M Baba (Beasley 66')  
F Sunning  
F Harris (Parra 92+)  
F Wynalda (Morales 67')

### MLS PLAYOFFS QUARTERFINALS - GM. 3

@ CHICAGO FIRE  
L, 0-6 September 22, 2000  
GK Causey  
D Eyre  
D Wright  
D Franchino  
M Chronopoulos  
M Harkes  
M Alvarez  
M Baba (Beasley 46')  
F Sunning  
F Harris (Morales 46')  
F Wynalda (Keegan 58')

### STATISTICS

#	POS	PLAYER	GP	GS	MIN	G	A	PTS	SHT	SOG	BLK	FC	FS	OFF	CK	C	E
13	FWD	Wolde Harris	3	3	224	1	1	3	9	6	0	2	6	4	0	0	0
29	DEF	Mauricio Wright	3	3	270	1	0	2	4	4	1	3	3	0	0	2	0
21	FWD	Eric Wynalda	3	2	180	1	0	2	4	2	0	5	3	1	1	0	0
8	MID	Imad Baba	3	3	201	0	1	1	1	0	0	6	5	0	3	1	0
7	FWD	Jose Luis Morales	2	0	68	0	1	1	1	0	0	0	0	0	4	0	0
14	MID	Leonel Alvarez	3	3	270	0	0	0	0	0	0	7	2	0	0	1	0
17	FWD	Jamar Beasley	2	0	69	0	0	0	0	0	0	2	2	4	0	0	0
26	GK	Jeff Causey	3	3	270	0	0	0	0	0	0	0	1	0	0	0	0
5	DEF	Ted Chronopoulos	3	3	270	0	0	0	1	0	0	3	3	0	0	1	0
12	DEF	Adam Eyre	3	3	270	0	0	0	0	0	0	5	4	0	0	2	0
11	DEF	Joe Franchino	3	3	270	0	0	0	2	0	0	5	5	0	0	0	0
6	MID	John Harkes	3	3	270	0	0	0	3	1	0	2	5	0	1	1	0
18	FWD	Paul Keegan	1	0	32	0	0	0	0	0	0	0	3	0	0	0	0
16	MID	Carlos Parra	1	0	1	0	0	0	0	0	0	0	0	0	0	0	0
19	DEF	Rusty Pierce	1	1	35	0	0	0	0	0	0	2	2	0	0	0	0
77	FWD	William Sunning	3	3	266	0	0	0	5	4	0	3	3	1	1	0	0
9	FWD	Johnny Torres	1	0	4	0	0	0	0	0	0	2	0	0	0	1	0
TEAM TOTALS			3	3	270	3	3	9	30	17	1	47	47	10	10	9	0
OPPONENT TOTALS			3	3	270	9	15	33	30	15	2	51	45	15	12	5	0

GAME-WINNING GOALS: Mauricio Wright 1, Wolde Harris 1.

GAME-WINNING ASSISTS: Jose Luis Morales 1, Imad Baba 1.

PENALTY KICK GOALS/ATTEMPTS: None.

#	POS	GOALKEEPER	GP	GS	MIN	SHT	SV	C/P	GA	GAA	PG	PA	W	L	T	SO
26	GK	Jeff Causey	3	3	270	15	6	6	9	3.00	0	1	1	2	0	0
TEAM TOTALS			3	3	270	15	6	6	9	3.00	0	1	1	2	0	0
OPPONENT TOTALS			3	3	270	17	12	12	3	1.00	0	0	2	1	0	1

### BOX SCORES

#### MLS CUP QUARTERFINAL, GAME 1

New England Revolution 1 at Chicago Fire 2

September 15 at Soldier Field (Chicago, Ill.)

Att: 10,476

Scoring - NE - Harris (Baba) 50.

CHI - own goal (Wright) 54; Kovalenko (Stoitchkov, Razov) 73.

	Shots	Saves	Fouls	Offside	Corners
NE	6	3	18	1	1
CHI	8	1	13	2	6

#### MLS CUP QUARTERFINAL, GAME 2

Chicago Fire 1 at New England Revolution 2

September 19 at Foxboro Stadium (Foxborough, Mass.)

Att: 10,723

Scoring - CHI - Kovalenko (Bonseu) 83.

NE - Wynalda (Harris) 18; Wright (Morales) 86.

	Shots	Saves	Fouls	Offside	Corners
CHI	7	6	23	4	4
NE	14	1	22	3	5

#### MLS CUP QUARTERFINAL, GAME 3

New England Revolution 0 at Chicago Fire 6

September 22 at Soldier Field (Chicago, Ill.)

Att: 5,972

Scoring - NE - None.

CHI - Razov (Beasley, Stoitchkov) 5; Stoitchkov (Kovalenko, Razov) 14; Stoitchkov (Razov, Brown) 17; Nowak (Stoitchkov, Razov) 47; Razov (Stoitchkov, Nowak) 65; George (Razov, Sorber) 75.

	Shots	Saves	Fouls	Offside	Corners
NE	10	2	7	6	4
CHI	15	5	15	9	2



## 1999 RESULTS

DATE	OPPONENT	RESULT	SCORE	NOTES	ATT.	W-L-T	POS.	PTS
03/28/1999	at Miami Fusion	L	1-2		7,211	0-1-0	T4	0
04/03/1999	at Kansas City Wizards	W	1-0		8,313	1-1-0	T3	3
04/10/1999	D.C. UNITED	L	2-3	SO	18,373	1-2-0	4	3
04/17/1999	COLUMBUS CREW	L	0-1	SO	14,732	1-3-0	4	3
04/24/1999	at D.C. United	W	3-2		15,132	2-3-0	2	6
05/01/1999	COLORADO RAPIDS	L	1-2		13,427	2-4-0	T3	6
05/08/1999	MIAMI FUSION	W	1-0		11,173	3-4-0	T3	7
05/15/1999	at Columbus Crew	L	0-2		24,741	3-5-0	5	7
05/23/1999	at Los Angeles Galaxy	L	0-1		7,581	3-6-0	5	7
05/29/1999	at MetroStars	W	4-3	SO	43,192	4-6-0	T4	8
06/05/1999	CHICAGO FIRE	W	2-0		21,313	5-6-0	4	11
06/13/1999	MIAMI FUSION	W	4-3		19,069	6-6-0	T3	12
06/16/1999	at Columbus Crew	L	1-2	SO	14,005	6-7-0	T3	12
06/19/1999	at Tampa Bay Mutiny	W	3-2		11,256	7-7-0	3	15
06/26/1999	at Dallas Burn	L	0-2		12,561	7-8-0	3	15
07/04/1999	METROSTARS	W	3-2		28,986	8-8-0	3	18
07/11/1999	LOS ANGELES GALAXY	L	2-5		14,323	8-9-0	3	18
07/25/1999	D.C. UNITED	L	0-2		15,132	8-10-0	3	18
07/31/1999	at Tampa Bay Mutiny	L	1-4		14,879	8-11-0	T4	18
08/06/1999	at Colorado Rapids	L	0-1	SO	23,895	8-12-0	T4	18
08/12/1999	SAN JOSE CLASH	L	1-2		13,427	8-13-0	5	18
08/18/1999	TAMPA BAY MUTINY	L	0-1		13,087	8-14-0	5	18
08/21/1999	at San Jose Clash	L	1-2		10,112	8-15-0	5	18
08/25/1999	at MetroStars	W	2-1	SO	9,143	9-15-0	5	19
08/28/1999	at Chicago Fire	L	1-2		18,517	9-16-0	5	19
09/04/1999	TAMPA BAY MUTINY	L	1-5		30,564	9-17-0	5	19
09/07/1999	KANSAS CITY WIZARDS	W	3-2		7,260	10-17-0	T4	22
09/11/1999	at Miami Fusion	L	1-2		8,038	10-18-0	5	22
09/18/1999	COLUMBUS CREW	L	0-1	SO	16,278	10-19-0	5	22
09/24/1999	DALLAS BURN	L	0-1		9,273	10-20-0	5	22
10/02/1999	METROSTARS	W	2-1		21,335	11-20-0	4	25
10/09/1999	at D.C. United	W	2-1	SO	20,695	12-20-0	5	26

### COACHES

COACH	W	L	T	PCT.
Walter Zenga	10	20	0	.333
Steve Nicol	2	0	0	1.000
<b>TOTALS</b>	<b>12</b>	<b>20</b>	<b>0</b>	<b>.375</b>



## 1999 STATISTICS

#	POS	PLAYER	GP	GS	MIN	G	A	PTS	SHT	SOG	BLK	FC	FS	OFF	CK	C	E
9	FWD	Joe-Max Moore	29	29	2610	15	8	38	83	47	0	49	66	23	69	1	0
17	FWD	Giovanni Savarese	27	25	2062	10	2	22	48	30	0	35	28	17	0	2	0
8	MID	Jeff Baicher	10	10	795	1	0	2	20	11	0	14	18	4	26	4	0
		w/ SJ	20	20	1602	3	9	15	29	15	0	42	48	4	32	5	0
7	MID	Ivan McKinley	29	29	2430	4	4	12	42	18	1	41	15	5	0	8	1
20	FWD	Johnny Torres	27	10	1248	3	3	9	28	14	0	25	32	17	8	1	0
6	MID	John Harkes	22	21	1880	0	8	8	25	5	3	31	29	2	8	1	0
14	MID	Leonel Alvarez	8	8	658	0	1	1	5	1	0	9	13	0	0	1	0
		w/ DAL	21	20	1794	0	6	6	14	6	1	36	22	1	0	3	1
5	DEF	Ted Chronopoulos	31	31	2710	1	5	7	25	14	1	33	42	7	30	4	0
4	MID	Mike Burns	28	28	2505	1	4	6	25	13	3	32	19	2	1	4	0
16	MID	Carlos Parra	12	4	473	1	0	2	3	1	0	12	2	0	0	2	1
		w/ MIA	9	7	622	0	1	1	2	0	0	13	3	0	0	3	1
16	MID	Jair	18	16	1263	1	1	3	18	9	0	15	15	4	14	4	0
		w/ SJ	3	1	60	1	1	3	1	1	0	0	2	0	0	0	0
10	MID	Edwin Gorter	6	4	359	1	0	2	11	5	1	4	8	1	9	1	0
		w/ MIA	15	14	1248	3	1	7	31	10	1	9	14	1	3	2	0
12	MID	Kris Kelderman	18	11	995	0	2	2	3	2	0	14	9	0	0	1	0
17	FWD	Jamar Beasley	18	3	502	0	1	1	16	8	0	8	13	7	1	1	0
2	DEF	Brian Dunseth	29	25	2370	0	1	1	7	3	3	32	15	0	0	5	0
11	DEF	Marlo Gori	17	16	1349	0	1	1	6	1	3	26	23	1	0	3	1
		w/ MIA	12	11	945	0	0	0	5	2	0	10	9	1	0	1	0
18	FWD	Paul Keegan	10	4	365	0	1	1	4	2	0	16	9	1	0	0	0
1	GK	Walter Zenga	25	25	2125	0	1	1	0	0	0	0	2	0	0	5	0
21	MID	Imad Baba	2	2	108	0	0	0	1	1	0	3	3	0	0	0	0
2	DEF	Dan Calichman	25	25	2009	0	0	0	2	2	2	44	40	0	0	3	0
26	GK	Jeff Causey	16	7	755	0	0	0	0	0	0	0	0	0	0	0	1
19	DEF	Chaka Daley	2	0	67	0	0	0	0	0	0	0	1	0	0	0	0
21	MID	Paulo Dos Santos	16	4	652	0	0	0	11	4	0	28	13	0	0	1	0
7	DEF	Richard Gouloozee	11	9	805	0	0	0	1	0	1	15	4	0	0	1	0
7	FWD	Ariel Graziani	3	3	243	0	0	0	4	2	0	8	4	3	1	1	0
		w/ DAL	8	8	692	4	1	9	23	12	0	11	17	12	0	1	0
22	FWD	Tony Kuhn	6	2	214	0	0	0	5	1	0	7	4	0	0	1	0
		w/ MIA	10	2	270	0	0	0	5	3	0	5	4	4	0	0	0
24	DEF	Manny Motajo	2	1	56	0	0	0	0	0	0	2	0	0	0	0	0
33	FWD	Carlos Rocha	1	0	20	0	0	0	0	0	0	1	1	1	1	1	0
TEAM TOTALS			32	32	2880	38	43	119	393	194	18	504	428	95	168	56	5
OPPONENT TOTALS			32	32	2880	53	72	178	376	189	22	456	483	168	186	36	1

GAME-WINNING GOALS: Joe-Max Moore 5, Ivan McKinley 1, Jeff Baicher 1.

GAME-WINNING ASSISTS: Ivan McKinley 3, Mike Burns 2, Johnny Torres 1, Brian Dunseth 1, Jamar Beasley 1.

PENALTY KICK GOALS/ATTEMPTS: Johnny Torres 1-2, Joe-Max Moore 1-1.

#	POS	GOALKEEPER	GP	GS	MIN	SHT	SV	C/P	GA	GAA	PG	PA	W	L	T	SO
26	GK	Jeff Causey	16	7	755	49	32	36	8	0.95	0	0	7	7	0	1
1	GK	Walter Zenga	25	25	2125	140	87	105	45	1.91	1	2	5	13	0	2
TEAM TOTALS			32	32	2880	189	119	141	53	1.66	1	2	12	20	0	6
OPPONENT TOTALS			32	32	2880	194	134	191	38	1.19	2	3	20	12	0	10



## 1999 LINEUPS

### @ MIAMI FUSION

L, 1-2 (SO) March 28, 1999  
 GK Zenga  
 D Chronopoulos  
 D Calichman  
 D Gouloze  
 D Burns  
 M Jair (Rocha 70)  
 M Kelderman (Dos Santos 58)  
 M McKinley  
 M Torres (Dunseith 52)  
 F Moore  
 F Savarese

### VS. COLORADO RAPIDS

L, 1-2 May 1, 1999  
 GK Zenga  
 D Chronopoulos  
 D Motajo (Beasley 45)  
 D Calichman  
 D Dunseith (Kuhn 81)  
 M McKinley  
 M Jair  
 M Kelderman  
 M Dos Santos (Torres 61)  
 F Moore  
 F Savarese

### VS. CHICAGO FIRE

L, 0-2 May 5, 1999  
 GK Zenga  
 D Chronopoulos  
 D Calichman  
 D Dunseith  
 D McKinley  
 M Kelderman (Gouloze 71)  
 M Harkes  
 M Jair (Parra 54)  
 M Gorter  
 F Moore  
 F Savarese (Torres 75)

### VS. METROSTARS

W, 3-2 July 4, 1999  
 GK Zenga  
 D Burns  
 D Calichman (Kelderman 79)  
 D Dunseith  
 D Gori  
 M McKinley (Kelderman 52)  
 M Parra  
 M Burns  
 M Harkes  
 M Jair  
 F Moore  
 F Savarese

### VS. SAN JOSE CLASH

L, 1-2 August 12, 1999  
 GK Causey  
 D Chronopoulos  
 D Gori  
 D Dunseith  
 M McKinley (Kelderman 52)  
 M Parra  
 M Burns  
 M Harkes  
 M Baicher (Beasley 82)  
 F Keegan (Savarese 42)  
 F Moore

### VS. TAMPA BAY MUTINY

L, 1-5 September 4, 1999  
 GK Zenga (Causey 56)  
 D Chronopoulos  
 D Gori  
 D Dunseith  
 M McKinley  
 M Burns  
 M Dos Santos (Torres 54)  
 M Harkes  
 M Baicher (Parra 71)  
 F Moore  
 F Savarese (Beasley 61)

### VS. METROSTARS

W, 2-1 October 2, 1999  
 GK Causey  
 D Gori  
 D McKinley  
 D Calichman  
 D Chronopoulos  
 M Harkes  
 M Burns  
 M Baicher (Dos Santos 78)  
 M Alvarez  
 F Moore  
 F Savarese (Torres 79)

### @ KANSAS CITY WIZARDS

W, 1-0 April 3, 1999  
 GK Zenga  
 D Chronopoulos  
 D Calichman  
 D Gouloze  
 D Dunseith  
 M Burns  
 M Jair  
 M Keegan  
 M McKinley (Dos Santos 46)  
 F Moore  
 F Torres

### VS. MIAMI FUSION

W, 1-0 (SO) May 8, 1999  
 GK Zenga (Causey 67)  
 D Chronopoulos  
 D Calichman  
 D Dunseith  
 D Burns (Kuhn 75)  
 M Jair (Dos Santos 72)  
 M Kelderman  
 M Gorter  
 M Torres (Beasley 82)  
 F Moore  
 F Savarese (Kuhn 69)

### VS. MIAMI FUSION

W, 4-3 (SO) June 13, 1999  
 GK Zenga (Causey 89)  
 D Calichman  
 D Dunseith  
 D Gouloze  
 M Burns  
 M Kelderman (Keegan 66)  
 M McKinley  
 M Jair (Gorter 61)  
 M Gorter  
 F Savarese (Beasley 77)  
 F Torres

### VS. LOS ANGELES GALAXY

L, 0-2 July 11, 1999  
 GK Zenga  
 D Dunseith (Beasley 81)  
 D Calichman  
 D Gori  
 M Chronopoulos  
 M McKinley  
 M Harkes  
 F Keegan (Torres 58)  
 F Moore  
 F Savarese

### VS. TAMPA BAY MUTINY

L, 0-1 August 18, 1999  
 GK Causey  
 D Chronopoulos  
 D Dunseith  
 D Gori  
 D Burns  
 M McKinley  
 M Alvarez  
 M Harkes  
 M Baicher (Torres 64)  
 F Moore  
 F Savarese (Beasley 81)

### VS. KANSAS CITY WIZARD

W, 3-0 September 7, 1999  
 GK Zenga (Causey 87)  
 D Gori  
 D Burns  
 D Chronopoulos  
 M McKinley  
 M Parra (Torres 51)  
 M Harkes  
 M Baicher (Beasley 77)  
 M Baba (Dos Santos 63)  
 F Moore  
 F Savarese

### @ D.C. UNITED

W, 2-1 (SO) October 9, 1999  
 GK Causey  
 D Burns  
 D McKinley  
 D Calichman (Keegan 89)  
 D McKinley  
 D Chronopoulos  
 M Harkes  
 M Alvarez  
 M Dos Santos  
 M Baicher (Gori 82)  
 F Moore  
 F Savarese (Torres 69)

### VS. D.C. UNITED

L, 2-3 (SO) April 10, 1999  
 GK Zenga  
 D Chronopoulos  
 D Calichman  
 D Gouloze  
 D Dunseith (Savarese 76)  
 M Torres  
 M Jair  
 M McKinley  
 M Burns  
 F Kuhn (Gorter 70)  
 F Moore

### @ COLUMBUS CREW

L, 0-2 May 15, 1999  
 GK Zenga  
 D Chronopoulos  
 D Calichman  
 D Dunseith  
 D Dos Santos  
 M Harkes  
 M Kelderman  
 M Gorter (Harkes 75)  
 M Torres  
 F Moore  
 F Savarese

### @ COLUMBUS CREW

L, 1-2 (SO) June 16, 1999  
 GK Zenga (Causey 89)  
 D Dunseith  
 D Calichman  
 D Chronopoulos  
 D Gouloze  
 M Burns  
 M Harkes  
 M McKinley (Keegan 89)  
 M Harkes  
 M Parra (Parra 64)  
 F Moore  
 F Savarese (Beasley 59)

### VS. D.C. UNITED

L, 0-3 July 25, 1999  
 L, 2-5 July 31, 1999  
 GK Zenga (Causey 46)  
 GK Zenga  
 D Burns  
 D Calichman (Dunseith 56)  
 D Chronopoulos  
 D Gori  
 M Jair  
 M Kelderman (Dos Santos 68)  
 M McKinley  
 M Parra (Keegan 46)  
 F Torres  
 F Beasley

### @ SAN JOSE CLASH

L, 1-2 August 21, 1999  
 GK Zenga  
 D Chronopoulos (Torres 76)  
 D Dunseith  
 D Gori  
 D Burns  
 M McKinley (Parra 83)  
 M Alvarez  
 M Harkes  
 M Baicher  
 F Moore  
 F Savarese (Daley 51)

### @ MIAMI FUSION

L, 1-2 (SO) September 11, 1999  
 GK Zenga (Causey 88)  
 D Dunseith  
 D Burns  
 D McKinley (Parra 46)  
 D Gori  
 M Baba (Dos Santos 46)  
 M Alvarez (Torres 79)  
 M Harkes  
 M Chronopoulos  
 F Moore  
 F Savarese

### VS. COLUMBUS CREW

L, 0-1 (SO) April 17, 1999  
 GK Zenga  
 D Chronopoulos  
 D Gouloze  
 D Calichman  
 M Burns  
 M Moore  
 M Gorter (Dunseith 55)  
 M McKinley  
 M Jair  
 F Kuhn (Kelderman 79)  
 F Torres

### @ LOS ANGELES GALAXY

L, 0-1 May 23, 1999  
 GK Zenga  
 D Chronopoulos  
 D Calichman  
 D Dunseith  
 D Gouloze (Dos Santos 41)  
 M Harkes  
 M Jair (Torres 29)  
 M McKinley  
 M Moore  
 F Beasley (Kuhn 70)  
 F Savarese

### @ TAMPA BAY MUTINY

W, 3-2 June 19, 1999  
 GK Zenga  
 D Dunseith  
 D Calichman  
 D Burns  
 M Chronopoulos  
 M Harkes (Kelderman 65)  
 M Gouloze  
 M McKinley  
 M Jair (Parra 78)  
 F Moore  
 F Savarese (Torres 57)

### @ TAMPA BAY MUTINY

L, 1-4 July 31, 1999  
 GK Zenga  
 D Dunseith  
 D Calichman (Keegan 45)  
 D Burns  
 D Gori  
 M Chronopoulos  
 M Jair  
 M Kelderman (Parra 56)  
 M McKinley (Torres 45)  
 F Graziani  
 F Beasley

### @ METROSTARS

W, 2-1 (SO) August 25, 1999  
 GK Causey  
 D Dunseith  
 D Calichman  
 D Burns  
 M Chronopoulos  
 M Harkes  
 M McKinley (Kelderman 82)  
 M Alvarez (Dos Santos 39)  
 M Baicher  
 F Moore  
 F Savarese

### VS. COLUMBUS CREW

L, 0-1 (SO) September 18, 1999  
 GK Causey  
 D Gori  
 D Dunseith  
 D Calichman (Beasley 79)  
 D Burns  
 M Chronopoulos  
 M Baicher (Torres 74)  
 M Alvarez  
 M Harkes  
 F Moore  
 F Savarese

### @ D.C. UNITED

W, 3-2 April 24, 1999  
 GK Zenga  
 D Chronopoulos  
 D Calichman  
 D Gouloze  
 D Dunseith  
 M McKinley (Torres 61)  
 M Jair (Motajo 79)  
 M Kelderman  
 M Burns  
 F Moore  
 F Savarese (Kuhn 69)

### @ METROSTARS

W, 4-3 (SO) May 29, 1999  
 GK Zenga (Causey 89)  
 D Chronopoulos  
 D Calichman  
 D Dunseith  
 D Burns  
 M McKinley (Dos Santos 85)  
 M Kelderman  
 M Harkes  
 M Jair (Gouloze 65)  
 F Moore  
 F Savarese (Beasley 82)

### @ DALLAS BURN

L, 0-2 June 26, 1999  
 GK Zenga  
 D Calichman (Keegan 50)  
 D Dunseith  
 D Gori  
 M Burns  
 M Chronopoulos (Dos Santos 59)  
 M Kelderman  
 M Jair  
 F Moore  
 F Savarese  
 F Torres (Beasley 73)

### @ COLORADO RAPIDS

L, 0-1 (SO) August 6, 1999  
 GK Zenga (Causey 76)  
 D Dunseith  
 D Chronopoulos (Kelderman 76)  
 D McKinley  
 D Gori  
 M Burns  
 M Harkes  
 M Parra  
 M Graziani (Torres 71)  
 F Moore  
 F Keegan (Jair 66)

### @ CHICAGO FIRE

L, 1-2 August 28, 1999  
 GK Zenga  
 D Dunseith  
 D Calichman (Kelderman 36)  
 D Gori (Dos Santos)  
 M Burns  
 M Chronopoulos  
 M McKinley  
 M Harkes  
 M Baicher  
 F Moore  
 F Savarese (Beasley 70)

### VS. DALLAS BURN

L, 1-1 September 24, 1999  
 GK Causey  
 D Gori (Beasley 86)  
 D Chronopoulos  
 D Calichman (Dunseith 46)  
 D Burns  
 M Chronopoulos  
 M Harkes  
 M McKinley  
 M Alvarez  
 M Baicher (Torres 79)  
 F Moore  
 F Savarese

## 1999 BOX SCORES

### New England Revolution 1 at Miami Fusion 2 (SO)

March 28 at Lockhart Stadium (Ft. Lauderdale, Fla.) Alt: 7,211

Scoring - NE - Savarese (Moore) 1.

MIA - Marshall (Valderrama) 86.

	Shots	Saves	Fouls	Offside	Corners
NE	9	8	17	2	1
MIA	16	1	12	4	13

### New England Revolution 1 at Kansas City Wizards 0

April 3 at Arrowhead Stadium (Kansas City, Mo.) Alt: 8,313

Scoring - NE - Moore (Burns, Torres) 40.

KC - None.

	Shots	Saves	Fouls	Offside	Corners
NE	11	7	14	2	5
KC	17	7	15	5	7

### D.C. United 3 at New England Revolution 2 (SO)

April 10 at Foxboro Stadium (Foxborough, Mass.) Alt: 18,373

Scoring - DC - Auger (Etcheverry, Lassiter) 45; Lassiter (Olsen, Auger) 73.

NE - Moore (unassisted) 50; Torres (unassisted) 83.

	Shots	Saves	Fouls	Offside	Corners
DC	13	3	15	2	5
NE	9	5	16	4	7

### Columbus Crew 1 at New England Revolution 0 (SO)

April 17 at Foxboro Stadium (Foxborough, Mass.) Alt: 14,732

Scoring - CLB - None.

NE - None.

	Shots	Saves	Fouls	Offside	Corners
CLB	10	2	13	8	3
NE	8	4	12	1	4

### New England Revolution 3 at D.C. United 2

April 24 at RFK Stadium (Washington, D.C.) Alt: 15,132

Scoring - NE - McKinley (Kelderman, Savarese) 32; Savarese

(Chronopoulos) 37; McKinley (Dunseth) 45.

DC - Lassiter (Etcheverry) 27; Wood (Kamler) 87.

	Shots	Saves	Fouls	Offside	Corners
NE	8	1	24	7	6
DC	12	2	18	7	6

### Colorado Rapids 2 at New England Revolution 1

May 1 at Foxboro Stadium (Foxborough, Mass.) Alt: 13,427

Scoring - COL - Dely Valdes (Bravo, Harris) 7; Harris (DiGiamarino, Bravo) 82.

NE - Moore (unassisted) 20.

	Shots	Saves	Fouls	Offside	Corners
COL	11	1	18	7	6
NE	8	6	16	3	3

### Miami Fusion 0 at New England Revolution 1 (SO)

May 8 at Foxboro Stadium (Foxborough, Mass.) Alt: 11,173

Scoring - MIA - None.

NE - None.

	Shots	Saves	Fouls	Offside	Corners
MIA	10	5	16	7	4
NE	14	6	10	2	8

### New England Revolution 0 at Columbus Crew 2

May 15 at Columbus Crew Stadium (Columbus, Ohio) Alt: 24,741

Scoring - NE - None.

CLB - Cunningham (John) 10; John (Cunningham, Kmosko) 59.

	Shots	Saves	Fouls	Offside	Corners
NE	18	2	14	0	8
CLB	13	5	16	4	4

### New England Revolution 0 at Los Angeles Galaxy 1

May 23 at Rose Bowl (Los Angeles, Calif.) Alt: 7,581

Scoring - NE - None.

LA - Jolley (Vanney) 3.

	Shots	Saves	Fouls	Offside	Corners
NE	11	4	16	0	0
LA	15	1	15	5	6

### New England Revolution 4 at MetroStars 3 (SO)

May 29 at Giants Stadium (East Rutherford, N.J.) Alt: 43,192

Scoring - NE - McKinley (Harkes, Savarese) 21; Savarese (Moore, Harkes) 34; Savarese (Kelderman, Moore) 54.

MET - Hurtado (Kalonji, Pelke) 6; Palacios (unassisted) 50; Kelly (Villegas, Hurtado) 58.

	Shots	Saves	Fouls	Offside	Corners
NE	11	3	18	1	5
MET	13	3	6	4	6

### Chicago Fire 0 at New England Revolution 2

June 5 at Foxboro Stadium (Foxborough, Mass.) Alt: 21,313

Scoring - CHI - none.

NE - Moore (McKinley) 17; McKinley (Harkes) 76.

	Shots	Saves	Fouls	Offside	Corners
CHI	9	5	10	6	9
NE	10	3	15	1	5

### Miami Fusion 3 at New England Revolution 4 (SO)

June 13 at Foxboro Stadium (Foxborough, Mass.) Alt: 19,069

Scoring - MIA - Gutierrez (unassisted) 24; Marshall (Gutierrez) 64;

Serna (Melo, Gutierrez) 87.

NE - Torres (Zenga) 20; Torres (penalty kick) 85; Gorter (Torres) 89.

	Shots	Saves	Fouls	Offside	Corners
MIA	14	4	11	5	14
NE	12	5	12	3	9

### New England Revolution 1 at Columbus Crew 2 (SO)

June 16 at Columbus Crew Stadium (Columbus, Ohio) Alt: 14,005

Scoring - NE - Savarese (Chronopoulos) 5.

CLB - Cunningham (McBride, Maisonneuve) 14.

	Shots	Saves	Fouls	Offside	Corners
NE	14	3	20	2	4
CLB	13	3	14	8	6

### New England Revolution 3 at Tampa Bay Mutiny 2

June 19 at Raymond James Stadium (Tampa, Fla.) Alt: 11,256

Scoring - NE - Moore (unassisted) 4; Ribeiro (Moore) 62; Moore (McKinley) 81.

TB - Shannon (Trittschuh) 34; Marino (Dougherty) 75.

	Shots	Saves	Fouls	Offside	Corners
NE	22	2	19	4	5
TB	10	9	6	5	7

### New England Revolution 0 at Dallas Burn 2

June 26 at Cotton Bowl (Dallas, Texas) Alt: 12,561

Scoring - NE - None.

DAL - Rodriguez (Alvarez, Kreis) 37; Kreis (unassisted) 90.

	Shots	Saves	Fouls	Offside	Corners
NE	12	2	17	4	7
DAL	12	3	14	8	4

### MetroStars 2 at New England Revolution 3

July 4 at Foxboro Stadium (Foxborough, Mass.) Alt: 28,986

Scoring - MET - Chung (Ramos) 30; Villegas (Kalonji, Kelly) 84.

NE - Moore (Chronopoulos) 22; Savarese (Ribeiro, Moore) 27; Moore (Burns) 53.

	Shots	Saves	Fouls	Offside	Corners
MET	13	3	12	4	8
NE	8	4	8	5	1



## Los Angeles Galaxy 5 at New England Revolution 2

July 11 at Foxboro Stadium (Foxborough, Mass.) Att: 14,323  
**Scoring** - LA - Mathis (Cienfuegos) 40; Hendrickson (Cienfuegos, Jones) 63; Myers (Cienfuegos, Hermosillo) 73; Jones (Hendrickson, Pena) 85; Hermosillo (Jones) 90;  
 NE - Moore (Chronopoulos) 39; Moore (penalty kick) 66.

	Shots	Saves	Fouls	Offside	Corners
LA	12	3	20	7	4
NE	11	3	9	5	5

## D.C. United 2 at New England Revolution 0

July 25 at Foxboro Stadium (Foxborough, Mass.) Att: 15,132  
**Scoring** - DC - Lassiter (Peay, Maessner) 11; Talley (Otero) 33.  
 NE - None.

	Shots	Saves	Fouls	Offside	Corners
DC	6	7	15	3	9
NE	15	1	13	6	14

## New England Revolution 1 at Tampa Bay Mutiny 4

July 31 at Raymond James Stadium (Tampa, Fla.) Att: 14,879  
**Scoring** - NE - Parra (unassisted) 76.  
 TB - Diaz Arce (Valderrama, Ramos) 6; Shannon (Diaz Arce, Valderrama) 44; Ralston (Diaz Arce) 55; Diaz Arce (Ramos, Alvarado) 88.

	Shots	Saves	Fouls	Offside	Corners
NE	15	7	10	5	4
TB	21	4	12	5	4

## New England Revolution 0 at Colorado Rapids 1 (SO)

August 6 at Mile High Stadium (Denver, Colo.) Att: 23,895  
**Scoring** - NE - None.  
 COL - None.

	Shots	Saves	Fouls	Offside	Corners
NE	10	2	24	2	1
COL	6	3	11	13	7

## San Jose Clash 2 at New England Revolution 1

August 12 at Foxboro Stadium (Foxborough, Mass.) Att: 13,427  
**Scoring** - SJ - Doyle (Baicher) 54; Brose (Lewis, Bower) 77.  
 NE - Chronopoulos (McKinley, Keegan) 6.

	Shots	Saves	Fouls	Offside	Corners
SJ	7	6	18	5	6
NE	11	4	20	2	4

## Tampa Bay Mutiny 1 at New England Revolution 0

August 18 at Foxboro Stadium (Foxborough, Mass.) Att: 13,087  
**Scoring** - TB - Kotschau (Kinnear, Diaz Arce) 43.  
 NE - None.

	Shots	Saves	Fouls	Offside	Corners
TB	11	3	14	1	7
NE	14	4	18	7	7

## New England Revolution 1 at San Jose Clash 2

August 21 at Spartan Stadium (San Jose, Calif.) Att: 10,112  
**Scoring** - NE - Moore (unassisted) 37.  
 SJ - Cerritos (penalty kick) 14; Sequeira (Cerritos, Cloutier) 63.

	Shots	Saves	Fouls	Offside	Corners
NE	10	4	14	2	1
SJ	11	3	25	2	5

## New England Revolution 2 at MetroStars 1 (SO)

August 25 at Giants Stadium (East Rutherford, N.J.) Att: 9,143  
**Scoring** - NE - Moore (Chronopoulos, Harkes) 46.  
 MET - Duhaney (Zambrano, Curcic) 14.

	Shots	Saves	Fouls	Offside	Corners
NE	18	6	19	5	7
MET	14	7	21	7	1

## New England Revolution 1 at Chicago Fire 2

August 28 at Soldier Field (Chicago, Ill.) Att: 18,517  
**Scoring** - NE - Burns (Harkes) 73.  
 CHI - Kosecki (Klopas, Podbrozny) 27; Nowak (Kosecki) 38.

	Shots	Saves	Fouls	Offside	Corners
NE	10	6	17	2	4
CHI	13	3	15	7	4

## Tampa Bay Mutiny 5 at New England Revolution 1

September 4 at Foxboro Stadium (Foxborough, Mass.) Att: 30,564  
**Scoring** - TB - Lagos (unassisted) 15; Lagos (unassisted) 21; Diaz Arce (Ramos) 38; Valderrama (Lagos) 47; Ramos (Lagos, Valderrama) 67.  
 NE - Savarese (Gori, Moore) 17.

	Shots	Saves	Fouls	Offside	Corners
TB	14	11	5	3	4
NE	19	2	10	4	13

## Kansas City Wizards 2 at New England Revolution 3

September 7 at Foxboro Stadium (Foxborough, Mass.) Att: 7,260  
**Scoring** - KC - Preki (unassisted) 8; Henderson (Bunbury, Klein) 49.  
 NE - Savarese (Moore) 67; Savarese (Moore, Torres) 81; Moore (Beasley, McKinley) 87.

	Shots	Saves	Fouls	Offside	Corners
KC	8	6	13	1	4
NE	23	1	12	0	7

## New England Revolution 1 at Miami Fusion 2 (SO)

September 11 at Lockhart Stadium (Ft. Lauderdale, Fla.) Att: 8,038  
**Scoring** - KC - Preki (unassisted) 8; Henderson (Bunbury, Klein) 49.  
 NE - Savarese (Moore) 67; Savarese (Moore, Torres) 81; Moore (Beasley, McKinley) 87.

	Shots	Saves	Fouls	Offside	Corners
NE	9	2	22	6	2
MIA	15	3	17	6	6

## Columbus Crew 1 at New England Revolution 2 (SO)

September 18 at Foxboro Stadium (Foxborough, Mass.) Att: 16,278  
**Scoring** - CLB - None.  
 NE - None.

	Shots	Saves	Fouls	Offside	Corners
CLB	11	4	20	4	5
NE	9	2	21	0	8

## Dallas Burn 1 at New England Revolution 0

September 24 at Foxboro Stadium (Foxborough, Mass.) Att: 9,273  
**Scoring** - DAL - Pareja (Kreiss, Santel) 70.  
 NE - None.

	Shots	Saves	Fouls	Offside	Corners
DAL	9	7	10	5	2
NE	10	5	14	0	8

## MetroStars 1 at New England Revolution 2

October 2 at Foxboro Stadium (Foxborough, Mass.) Att: 21,335  
**Scoring** - MET - Lozano (Chung) 70.  
 NE - Moore (Harkes, Burns) 24; Baicher (unassisted) 53.

	Shots	Saves	Fouls	Offside	Corners
MET	10	2	6	6	7
NE	10	3	19	2	3

## New England Revolution 2 at D.C. United 1 (SO)

October 9 at RFK Stadium (Washington, D.C.) Att: 20,695  
**Scoring** - NE - Moore (Harkes, Alvarez) 50.  
 DC - own goal (Chronopoulos) 2.

	Shots	Saves	Fouls	Offside	Corners
NE	14	2	14	6	2
DC	7	5	23	4	3





## 1998 RESULTS

DATE	OPPONENT	RESULT	SCORE	NOTES	ATT.	W-L-T	POS.	PTS
03/29/1998	at D.C. United	L	1-2	SO	22,263	0-1-0	T4	0
04/04/1998	at Miami Fusion	L	1-2		11,132	0-2-0	T4	0
04/11/1998	at Columbus Crew	L	2-3		10,121	0-3-0	T5	0
04/18/1998	D.C. UNITED	W	2-1	SO	24,133	1-3-0	6	1
04/25/1998	MIAMI FUSION	W	3-0		15,326	2-3-0	5	4
05/03/1998	at San Jose Clash	W	3-1		13,563	3-3-0	5	7
05/10/1998	TAMPA BAY MUTINY	W	4-3		14,723	4-3-0	4	10
05/13/1998	at D.C. United	L	2-3		14,442	4-4-0	4	10
05/16/1998	KANSAS CITY WIZARDS	L	1-3		20,613	4-5-0	5	10
05/22/1998	COLUMBUS CREW	L	0-2		14,302	4-6-0	5	10
05/31/1998	METROSTARS	L	1-2	SO	18,692	4-7-0	5	10
06/07/1998	at Los Angeles Galaxy	L	1-5		38,383	4-8-0	5	10
06/14/1998	CHICAGO FIRE	L	1-3		17,054	4-9-0	5	10
06/24/1998	at MetroStars	L	3-5		10,310	4-10-0	6	10
06/27/1998	DALLAS BURN	L	3-4	SO	18,206	4-11-0	6	10
07/01/1998	at Kansas City Wizards	L	0-1		5,304	4-12-0	6	10
07/04/1998	at Tampa Bay Mutiny	W	3-2		22,704	5-12-0	4	13
07/11/1998	at Colorado Rapids	L	1-2		8,996	5-13-0	5	13
07/15/1998	D.C. UNITED	L	0-1		17,206	5-14-0	T5	13
07/18/1998	at Dallas Burn	W	3-1		10,073	6-14-0	5	16
07/26/1998	MIAMI FUSION	L	1-2		18,337	6-15-0	6	16
07/29/1998	COLORADO RAPIDS	L	1-3		13,074	6-16-0	6	16
08/05/1998	SAN JOSE CLASH	W	3-0		14,163	7-16-0	5	19
08/08/1998	at Columbus Crew	L	1-6		13,712	7-17-0	6	19
08/14/1998	at Tampa Bay Mutiny	W	2-1		8,429	8-17-0	T5	20
08/22/1998	LOS ANGELES GALAXY	L	1-5		24,143	8-18-0	6	20
08/30/1998	at Miami Fusion	L	2-3		6,127	8-19-0	6	20
09/02/1998	at MetroStars	W	2-0		10,826	9-19-0	5	23
09/12/1998	COLUMBUS CREW	W	2-0		35,462	10-19-0	5	26
09/19/1998	TAMPA BAY MUTINY	W	3-0		16,807	11-19-0	5	29
09/23/1998	at Chicago Fire	L	2-3		11,244	11-20-0	5	29
09/26/1998	METROSTARS	L	0-1	SO	24,763	11-21-0	6	29

### COACHES

COACH	W	L	T	PCT.
Thomas Rongen	8	18	0	.308
Walter Zenga	3	3	0	.500
<b>TOTALS</b>	<b>11</b>	<b>21</b>	<b>0</b>	<b>.344</b>



## 1998 STATISTICS

#	POS	PLAYER	GP	GS	MIN	G	A	PTS	SHT	SOG	BLK	FC	FS	OFF	CK	C	E
21	FWD	Raul Diaz Arce	32	32	2878	18	8	44	90	51	0	57	40	44	0	2	0
9	FWD	Joe-Max Moore	21	21	1864	7	15	29	54	25	0	35	50	14	78	3	0
10	MID	Edwin Gorter	28	27	2394	7	7	21	72	25	0	27	20	3	53	5	0
8	MID	Imad Baba	30	29	2484	5	4	14	60	29	0	49	39	10	36	3	1
11	FWD	Damian	2	1	61	0	0	0	3	3	0	1	1	0	0	0	0
		w/ DAL	13	12	893	4	2	10	31	18	0	8	34	5	45	3	0
4	MID	Mike Burns	23	23	2025	1	8	10	18	5	1	32	9	2	0	3	1
14	MID	Ivan McKinley	28	28	2282	4	1	9	34	14	2	36	14	7	0	5	2
5	DEF	Ted Chronopoulos	23	23	1960	2	3	7	16	8	3	32	24	2	3	4	0
16	MID	Jair	11	8	643	3	1	7	9	4	0	7	13	2	6	0	0
20	FWD	Johnny Torres	20	16	1179	2	3	7	22	11	0	19	17	10	6	2	0
18	FWD	Paul Keegan	20	7	892	1	4	6	17	6	0	33	24	4	0	1	0
11	MID	Oscar Pareja	13	13	1088	0	5	5	14	5	0	24	25	1	2	3	0
		w/ DAL	6	4	398	0	2	2	4	0	0	5	19	1	1	1	0
7	DEF	Richard Gouloze	29	29	2529	1	2	4	12	2	0	52	7	0	0	2	1
24	DEF	Manny Molajo	15	12	1012	0	2	2	3	1	3	24	3	0	0	4	1
17	FWD	Jamar Beasley	3	0	49	0	1	1	0	0	0	1	1	3	0	0	0
33	FWD	Carlos Rocha	16	4	537	0	1	1	11	3	0	9	11	5	0	1	0
11	MID	Evans Wise	10	5	641	0	1	1	12	4	0	21	22	3	0	1	0
		w/ TB	7	1	123	0	0	0	5	2	0	5	9	0	0	1	0
26	GK	Jeff Causey	9	6	544	0	0	0	0	0	0	0	1	0	0	2	0
2	DEF	Brian Dunseth	18	15	1416	0	0	0	0	0	2	21	6	0	0	3	0
1	GK	Ian Feuer	26	26	2336	0	0	0	0	0	0	3	0	0	0	1	0
25	FWD	Tom McLaughlin	1	0	29	0	0	0	0	0	0	1	0	0	0	0	0
3	MID	Janusz Michalik	12	9	759	0	0	0	4	1	0	8	11	0	0	0	0
6	DEF	Dahir Mohammed	7	4	423	0	0	0	2	1	1	8	6	0	0	3	0
12	MID	David Nakhid	18	14	1350	0	0	0	15	7	0	20	19	1	1	2	0
19	FWD	Jesse Van Saun	5	0	117	0	0	0	0	0	0	4	3	0	2	0	0
		Own-goals received				2											
		TEAM TOTALS	32	32	2880	53	66	172	468	205	12	521	369	111	187	50	6
		OPPONENT TOTALS	32	32	2880	66	91	223	447	214	10	389	487	104	176	36	2

**GAME-WINNING GOALS:** Joe-Max Moore 4, Imad Baba 2, Ivan McKinley 1, Richard Gouloze 1, Raul Diaz Arce 1.

**GAME-WINNING ASSISTS:** Mike Burns 4, Joe-Max Moore 3, Raul Diaz Arce 2, Oscar Pareja 1, Paul Keegan 1, Imad Baba 1.

**PENALTY KICK GOALS/ATTEMPTS:** Raul Diaz Arce 3-4.

#	POS	GOALKEEPER	GP	GS	MIN	SHT	SV	C/P	GA	GAA	PG	PA	W	L	T	SO
26	GK	Jeff Causey	9	6	544	35	24	28	11	1.82	0	0	3	6	0	0
1	GK	Ian Feuer	26	26	2336	179	112	135	55	2.12	1	5	8	15	0	5
		TEAM TOTALS	32	32	2880	214	136	163	66	2.06	1	5	11	21	0	6
		OPPONENT TOTALS	32	32	2880	205	144	196	53	1.66	3	4	21	11	0	4



## 1998 LINEUPS

### @ D.C. UNITED

L, 1-2 (SO) March 29, 1998  
 GK Feuer  
 D Burns  
 D Chronopoulos  
 D Gouloze  
 D McKinley  
 M Baba  
 M Gorter  
 M Nakhid  
 M Wise  
 F Diaz Arce  
 F Torres (Dunseith 85)

### @ SAN JOSE CLASH

W, 3-1 May 3, 1998  
 GK Feuer  
 D Burns  
 D Chronopoulos  
 D Dunseith  
 D McKinley  
 M Jair  
 M Gouloze  
 M Baba  
 M Moore (Wise 86)  
 F Diaz Arce  
 F Torres (Gorter 46)

### VS. METROSTARS

L, 1-2 (SO) May 31, 1998  
 GK Feuer (Causery 88)  
 D Chronopoulos  
 D Dunseith  
 D Gouloze  
 D McKinley  
 M Michalik (Wise 53)  
 M Mohammed (Keegan 80)  
 M Baba  
 M Gorter  
 F Diaz Arce  
 F Torres (Rocha 72)

### @ KANSAS CITY WIZARDS

0-1 July 1, 1998  
 GK Causery  
 D Chronopoulos  
 D Motajo (Rocha 71)  
 D Gouloze  
 D Gorter  
 D Burns  
 M Pareja  
 M McKinley  
 M Gorter  
 M Baba  
 F Diaz Arce  
 F Moore

### VS. MIAMI FUSION

L, 1-2 July 26, 1998  
 GK Causery  
 D Gouloze  
 D Gorter  
 D Burns (Rocha 56)  
 D Chronopoulos (Van Saun 18)  
 M Pareja  
 M McKinley  
 M Moore  
 M Baba  
 F Diaz Arce  
 F Torres (Motajo 46)

### VS. LOS ANGELES GALAXY

L, 1-5 August 22, 1998  
 GK Feuer  
 D Motajo  
 D McKinley  
 D Gouloze (Beasley 72)  
 D Burns  
 M Gorter (Keegan 82)  
 M Jair (Torres 62)  
 M Nakhid  
 M Baba  
 F Diaz Arce  
 F Moore

### @ CHICAGO FIRE

L, 2-3 September 23, 1998  
 GK Feuer  
 D Motajo  
 D Gouloze  
 D Dunseith  
 D Chronopoulos  
 M Baba  
 M McKinley  
 M Gorter (Keegan 19)  
 M Burns  
 F Diaz Arce  
 F Moore

### @ MIAMI FUSION

L, 1-2 April 4, 1998  
 GK Feuer  
 D Burns (Rocha 66)  
 D Chronopoulos  
 D Gouloze  
 M Baba  
 M Gorter  
 M Nakhid  
 M Wise (Keegan 82)  
 M McKinley  
 F Diaz Arce  
 F Torres

### VS. TAMPA BAY MUTINY

W, 4-3 May 10, 1998  
 GK Feuer  
 D Burns  
 D Chronopoulos  
 D Dunseith  
 D McKinley  
 M Jair  
 M Gouloze  
 M Gorter  
 M Baba  
 F Moore  
 F Diaz Arce

### @ LOS ANGELES GALAXY

L, 1-5 June 7, 1998  
 GK Feuer  
 D Motajo  
 D Michalik  
 D Dunseith  
 D Chronopoulos (Keegan 81)  
 M Gouloze (Van Saun 70)  
 M Gorter  
 M Baba  
 M Gorter  
 F Torres (Rocha 46)  
 F Diaz Arce

### @ TAMPA BAY MUTINY

W, 3-2 July 4, 1998  
 GK Causery  
 D Chronopoulos  
 D Motajo  
 D Gouloze  
 D Burns  
 M Pareja  
 M McKinley  
 M Gorter (Nakhid 87)  
 M Baba  
 F Diaz Arce  
 F Moore

### VS. COLORADO RAPIDS

L, 1-3 July 29, 1998  
 GK Causery  
 D Michalik (Rocha 74)  
 D Gorter  
 D Mohammed  
 D Burns  
 M McKinley  
 M Pareja  
 M Baba  
 F Moore  
 F Torres (Keegan 71)  
 F Diaz Arce

### @ MIAMI FUSION

L, 2-3 August 30, 1998  
 GK Feuer  
 D Motajo (Jair 78)  
 D Gouloze  
 D Dunseith  
 D Michalik (Mohammed 54)  
 M Gorter  
 M McKinley  
 M Damian (Keegan 54)  
 F Diaz Arce  
 F Moore

### VS. METROSTARS

L, 0-1 (SO) September 26, 1998  
 GK Feuer  
 D Chronopoulos  
 D Dunseith  
 D Gouloze  
 D Burns  
 M Keegan  
 M Moore  
 M Gorter  
 M Baba  
 F Rocha (Beasley 61)  
 F Diaz Arce

### @ COLUMBUS CREW

L, 2-3 April 11, 1998  
 GK Feuer  
 D Burns  
 D Chronopoulos  
 D Gouloze  
 D McKinley  
 M Baba  
 M Jair (Rocha 61)  
 M Nakhid  
 M Wise (Keegan 61)  
 F Diaz Arce  
 F Torres

### @ D.C. UNITED

W, 4-3 May 13, 1998  
 GK Feuer  
 D Michalik (Rocha 77)  
 D McKinley  
 D Dunseith  
 D Chronopoulos  
 M Jair  
 M Gouloze  
 M Gorter  
 M Baba (Nakhid 47)  
 F Diaz Arce  
 F Torres (Wise 17)

### VS. CHICAGO FIRE

L, 1-3 June 14, 1998  
 GK Feuer  
 D Chronopoulos  
 D Gouloze  
 D McKinley  
 D Michalik  
 M Baba  
 M Nakhid (Mohammed 54)  
 M Gorter  
 M Pareja  
 M Baba (Torres 61)  
 F Diaz Arce  
 F Torres (Rocha 76)

### @ COLORADO RAPIDS

W, 3-2 July 11, 1998  
 GK Causery  
 D Chronopoulos  
 D Motajo (Dunseith 46)  
 D Gouloze (Keegan 83)  
 D Burns  
 M Pareja  
 M McKinley  
 M Gorter  
 F Torres (Nakhid 59)  
 F Diaz Arce  
 F Moore

### VS. SAN JOSE CLASH

W, 3-0 August 5, 1998  
 GK Feuer  
 D Michalik (Motajo 82)  
 D Gorter  
 D Gouloze  
 D Burns  
 M Baba (Van Saun 84)  
 M McKinley  
 M Pareja  
 M Keegan  
 F Diaz Arce  
 F Moore

### @ METROSTARS

W, 2-0 September 2, 1998  
 GK Feuer  
 D Motajo  
 D Dunseith  
 D Gouloze  
 D Burns  
 M Baba  
 M Keegan  
 M Gorter  
 M Keegan  
 M McKinley  
 F Diaz Arce  
 F Moore

### VS. D.C. UNITED

W, 2-1 (SO) April 18, 1998  
 GK Feuer (Causery 89)  
 D Burns  
 D Chronopoulos  
 D Dunseith  
 D McKinley  
 M Baba  
 M Jair  
 M Nakhid (Keegan 54)  
 M Wise  
 F Diaz Arce  
 F Torres

### VS. KANSAS CITY WIZARDS

L, 1-3 May 16, 1998  
 GK Feuer  
 D Michalik (Rocha 79)  
 D McKinley  
 D Dunseith  
 D Chronopoulos  
 M Jair (Wise 6)  
 M Nakhid  
 M Baba (Keegan 79)  
 F Gorter  
 F Diaz Arce

### @ METROSTARS

L, 3-5 June 24, 1998  
 GK Feuer  
 D Motajo  
 D McKinley (Dunseith 46)  
 D Gouloze  
 D Chronopoulos (Michalik 61)  
 D Nakhid  
 M Gorter  
 M Pareja  
 M Pareja (Torres 61)  
 M Pareja  
 F Rocha

### VS. D.C. UNITED

L, 0-1 July 15, 1998  
 GK Feuer  
 D Gouloze (Rocha 84)  
 D Gorter  
 D Burns  
 M McKinley  
 M Nakhid  
 M Pareja  
 M Moore  
 M Baba (Keegan 84)  
 F Diaz Arce  
 F Torres (Michalik 74)

### @ COLUMBUS CREW

L, 1-6 August 8, 1998  
 GK Feuer  
 D McKinley (Motajo 80)  
 D Gorter  
 D Mohammed  
 D Gouloze  
 M Baba (Torres 56)  
 M Nakhid  
 M Pareja  
 M Keegan  
 F Diaz Arce  
 F Moore

### VS. COLUMBUS CREW

W, 2-0 September 12, 1998  
 GK Feuer  
 D Motajo  
 D Dunseith  
 D Gouloze  
 D Burns  
 M Chronopoulos  
 M Baba  
 M Baba  
 F Diaz Arce (Beasley 89)  
 F Rocha (Jair 59)  
 F Moore (Mohammed 90)

### VS. MIAMI FUSION

W, 3-0 April 25, 1998  
 GK Feuer  
 D Burns  
 D Chronopoulos  
 D Dunseith  
 D McKinley  
 M Jair (Wise 68)  
 M Gouloze  
 M Baba  
 M Moore (Rocha 77)  
 F Diaz Arce  
 F Torres (Keegan 82)

### VS. COLUMBUS CREW

L, 0-2 May 22, 1998  
 GK Feuer  
 D Michalik  
 D Dunseith (McLaughlin 61)  
 D Mohammed  
 D Chronopoulos  
 M Wise  
 M Nakhid  
 M Gorter (Van Saun 46)  
 M Keegan  
 F Rocha  
 F Diaz Arce

### VS. DALLAS BURN

L, 3-4 (SO) June 27, 1998  
 GK Feuer (Causery 89)  
 D Chronopoulos  
 D Gouloze (Baba 86)  
 D McKinley  
 D Motajo  
 M Burns  
 M Gorter  
 M Nakhid  
 M Pareja  
 F Diaz Arce  
 F Moore

### @ DALLAS BURN

W, 3-1 July 18, 1998  
 GK Causery  
 D Gouloze  
 D Gorter  
 D Burns  
 M McKinley  
 M Pareja  
 M Nakhid  
 M Moore  
 M Baba  
 F Diaz Arce  
 F Torres (Van Saun 82)

### @ TAMPA BAY MUTINY

W, 2-1 (SO) August 14, 1998  
 GK Feuer  
 D Motajo  
 D McKinley  
 D Gorter  
 D Burns  
 M Baba  
 M Gouloze  
 M Pareja (Nakhid 8)  
 M Torres (Jair 46)  
 F Diaz Arce  
 F Moore

### VS. TAMPA BAY MUTINY

W, 3-0 September 19, 1998  
 GK Feuer  
 D Chronopoulos  
 D Gouloze  
 D Dunseith  
 D Burns  
 M Baba  
 M McKinley  
 M Gorter (Torres 69)  
 M Keegan  
 F Diaz Arce  
 F Moore (Damian 83)



## 1998 BOX SCORES

### New England Revolution 1 at D.C. United 2 (SO)

March 29 at RFK Stadium (Washington, D.C.) Att: 22,263

Scoring - NE - Baba (Torres, Wise) 54.

DC - Kamler (Moreno, Elcheverry) 88.

	Shots	Saves	Fouls	Offside	Corners
NE	11	2	23	1	9
DC	14	6	13	1	8

### New England Revolution 1 at Miami Fusion 2

April 4 at Lockhart Stadium (Ft. Lauderdale, Fla.) Att: 11,132

Scoring - NE - Diaz Arce (Gorter) 31.

MIA - Tamashiro (Cullen, Herrera) 27; Serna (Herrera, Vaudreuil) 62.

	Shots	Saves	Fouls	Offside	Corners
NE	16	4	19	5	3
MIA	12	7	7	8	7

### New England Revolution 2 at Columbus Crew 3

April 11 at Ohio Stadium (Columbus, Ohio) Att: 10,121

Scoring - NE - Diaz Arce (Burns, Keegan) 68; Keegan (Burns) 88.

CLB - Warzycha (Farrell) 9; Farrell (Maisonroue, Thompson) 57;

McBride (Farrell) 88.

	Shots	Saves	Fouls	Offside	Corners
NE	20	4	20	2	9
CLB	20	9	8	4	5

### D.C. United 1 at New England Revolution 2 (SO)

April 18 at Foxboro Stadium (Foxborough, Mass.) Att: 24,133

Scoring - DC - Elcheverry (Moreno) 33.

NE - Ribeiro (Diaz Arce, Torres) 40.

	Shots	Saves	Fouls	Offside	Corners
DC	8	4	13	0	6
NE	12	5	17	5	7

### Miami Fusion 0 at New England Revolution 3

April 25 at Foxboro Stadium (Foxborough, Mass.) Att: 15,326

Scoring - MIA - None.

NE - Moore (Diaz Arce) 25; Torres (Chronopoulos) 33; Diaz Arce

(Goulouze, Burns) 50.

	Shots	Saves	Fouls	Offside	Corners
MIA	9	3	13	5	7
NE	13	4	17	6	3

### New England Revolution 3 at San Jose Clash 1

May 3 at Spartan Stadium (San Jose, Calif.) Att: 13,563

Scoring - NE - Baba (Chronopoulos) 21; Goulouze (Moore) 41; Gorter

(Moore, Baba) 63.

SJ - Barrett (Mella) 36.

	Shots	Saves	Fouls	Offside	Corners
NE	9	3	14	3	9
SJ	9	2	11	8	5

### Tampa Bay Mutiny 3 at New England Revolution 4

May 10 at Foxboro Stadium (Foxborough, Mass.) Att: 14,723

Scoring - TB - Shannon (Kinnear, Houser) 26; Shannon (Ralston,

Houser) 42; Shannon (Ralston) 70.

NE - Gorter (Diaz Arce) 32; Diaz Arce (Gorter, Burns) 50; Diaz Arce

(Ribeiro, Moore) 71; Baba (Burns, Moore) 89.

	Shots	Saves	Fouls	Offside	Corners
TB	4	3	13	5	2
NE	12	0	16	1	6

### New England Revolution 2 at D.C. United 3

May 13 at RFK Stadium (Washington, D.C.) Att: 14,442

Scoring - NE - Ribeiro (Diaz Arce, Gorter) 50; Chronopoulos (unassisted) 51.

DC - Olsen (unassisted) 16; Sannah (Lassiter) 46; Lassiter (Elcheverry)

	Shots	Saves	Fouls	Offside	Corners
NE	14	5	13	9	1
DC	10	4	21	3	5

### Kansas City Wizards 3 at New England Revolution 1

May 16 at Foxboro Stadium (Foxborough, Mass.) Att: 20,613

Scoring - KC - Takawira (Vermillion, Tinsley) 76; Takawira (Wright,

Sabanadzovic) 79; Takawira (Hunjak) 85.

NE - Diaz Arce (penalty kick) 83.

	Shots	Saves	Fouls	Offside	Corners
KC	12	3	13	5	6
NE	6	6	13	2	1

### Columbus Crew 2 at New England Revolution 0

May 22 at Foxboro Stadium (Foxborough, Mass.) Att: 14,302

Scoring - CLB - Cunningham (Carrera) 35; Warzycha (unassisted) 48.

NE - None.

	Shots	Saves	Fouls	Offside	Corners
CLB	14	3	20	3	6
NE	8	6	15	1	7

### MetroStars 2 at New England Revolution 1 (SO)

May 31 at Foxboro Stadium (Foxborough, Mass.) Att: 18,692

Scoring - MET - Kelly (Hurtado, Rooney) 69.

NE - Diaz Arce (Chronopoulos, Rocha) 84.

	Shots	Saves	Fouls	Offside	Corners
MET	14	4	8	3	6
NE	9	4	17	7	4

### New England Revolution 1 at Los Angeles Galaxy 5

June 7 at Rose Bowl (Los Angeles, Calif.) Att: 38,383

Scoring - NE - Torres (Goulouze) 1.

LA - Melo (Vanney, Jolley) 38; Cienfuegos (Hermosillo, Melo) 59;

Hendrickson (Cienfuegos, Sanchez) 65; Vanney (Hermosillo,

Cienfuegos) 68; Hendrickson (Hermosillo, Machon) 72.

	Shots	Saves	Fouls	Offside	Corners
NE	8	3	26	3	1
LA	25	2	14	1	1

### Chicago Fire 3 at New England Revolution 1

June 14 at Foxboro Stadium (Foxborough, Mass.) Att: 17,054

Scoring - CHI - Podbrozny (March) 25; Kotschau (March, Armas) 60;

Podbrozny (Nowak, Razov) 85.

NE - Diaz Arce (penalty kick) 39.

	Shots	Saves	Fouls	Offside	Corners
CHI	20	0	7	5	3
NE	13	7	14	4	6

### New England Revolution 3 at MetroStars 5

June 24 at Giants Stadium (East Rutherford, N.J.) Att: 10,310

Scoring - NE - Diaz Arce (Pareja, Baba) 31; Gorter (unassisted) 64;

Diaz Arce (Gorter, Pareja) 68.

MET - Kelly (Savarese, Dougherty) 40; Savarese (Sonora) 43; Kelly

(Sonora, Rooney) 53; Petke (Dougherty) 69; Dougherty (Hurtado) 88.

	Shots	Saves	Fouls	Offside	Corners
NE	21	7	19	6	8
MET	23	6	11	4	7

### Dallas Burn 4 at New England Revolution 3 (SO)

June 27 at Foxboro Stadium (Foxborough, Mass.) Att: 18,206

Scoring - DAL - Kreis (unassisted) 19; D. Alvarez (Trotman) 44; Eck

(Kreis) 65.

NE - Diaz Arce (Moore) 6; own goal (Eck) 9; Gorter (Moore) 28.

	Shots	Saves	Fouls	Offside	Corners
DAL	10	4	14	4	3
NE	14	3	20	4	5



## New England Revolution 0 at Kansas City Wizards 1

July 1 at Arrowhead Stadium (Kansas City, Mo.) Att: 5,304

Scoring - NE - None.

KC - Preki (Wright, Takawira) 66.

	Shots	Saves	Fouls	Offside	Corners
NE	19	8	11	0	7
KC	20	6	8	3	6

## New England Revolution 3 at Tampa Bay Mutiny 2

July 4 at Tampa Stadium (Tampa, Fla.) Att: 22,704

Scoring - NE - McKinley (Moore) 53; Diaz Arce (penalty kick) 75; Diaz

Arce (Pareja, Burns) 84.

TB - Ramos (Wegerle) 60; Hejduk (Prampin, Ramos) 81.

	Shots	Saves	Fouls	Offside	Corners
NE	22	0	16	2	7
TB	10	8	17	9	4

## New England Revolution 1 at Colorado Rapids 2

July 11 at Mile High Stadium (Denver, Colo.) Att: 8,996

Scoring - NE - Chronopoulos (Moore) 29.

COL - Harris (Paz, Balboa) 18; C. Henderson (Balboa) 28.

	Shots	Saves	Fouls	Offside	Corners
NE	19	3	12	7	5
COL	12	3	13	5	7

## D.C. United 1 at New England Revolution 0

July 15 at Foxboro Stadium (Foxborough, Mass.) Att: 17,206

Scoring - DC - Lassiter (Silvinski, Moreno) 81.

NE - None.

	Shots	Saves	Fouls	Offside	Corners
DC	10	5	14	5	4
NE	16	2	17	4	9

## New England Revolution 3 at Dallas Burn 1

July 18 at Cotton Bowl (Dallas, Texas) Att: 10,073

Scoring - NE - McKinley (Pareja, Torres) 49; Moore (Baba, Burns) 67;

Moore (Diaz Arce) 88.

DAL - Trotman (Deering) 32.

	Shots	Saves	Fouls	Offside	Corners
NE	15	4	8	3	13
DAL	15	5	17	2	3

## Miami Fusion 2 at New England Revolution 1

July 26 at Foxboro Stadium (Foxborough, Mass.) Att: 18,337

Scoring - MIA - Gutierrez (McLaren) 5; Stebbins (Kelderman) 86.

NE - Baba (Pareja) 65.

	Shots	Saves	Fouls	Offside	Corners
MIA	10	7	4	0	4
NE	22	6	14	0	12

## Colorado Rapids 3 at New England Revolution 1

July 29 at Foxboro Stadium (Foxborough, Mass.) Att: 13,074

Scoring - COL - Balboa (C. Henderson) 3; Bravo (Paule, Martinez) 66;

Harris (C. Henderson) 84.

NE - Diaz Arce (Baba) 35.

	Shots	Saves	Fouls	Offside	Corners
COL	11	7	16	2	3
NE	15	3	15	6	3

## San Jose Clash 0 at New England Revolution 3

August 5 at Foxboro Stadium (Foxborough, Mass.) Att: 14,163

Scoring - SJ - None.

NE - McKinley (Keegan, Moore) 13; Moore (unassisted) 42; Diaz Arce

(Moore, Motajo) 89.

	Shots	Saves	Fouls	Offside	Corners
SJ	14	2	12	3	12
NE	14	8	22	3	9

## New England Revolution 1 at Columbus Crew 6

August 8 at Ohio Stadium (Columbus, Ohio) Att: 13,712

Scoring - NE - Diaz Arce (Keegan, Moore) 89.

CLB - Farrell (Elcock) 19; John (Warzycha) 32; McBride (Warzycha) 41;

Dooley (Williams) 63; Smith (McBride, Cannon) 78; John (Elcock) 84.

	Shots	Saves	Fouls	Offside	Corners
NE	22	6	19	0	6
CLB	21	5	11	3	9

## New England Revolution 2 at Tampa Bay Mutiny 1 (SO)

August 14 at Tampa Stadium (Tampa, Fla.) Att: 8,429

Scoring - NE - McKinley (Diaz Arce, Gorter) 38.

TB - Ralston (Wegerle) 44.

	Shots	Saves	Fouls	Offside	Corners
NE	17	10	6	2	4
TB	23	8	9	3	11

## Los Angeles Galaxy 5 at New England Revolution 1

August 22 at Foxboro Stadium (Foxborough, Mass.) Att: 24,143

Scoring - LA - Jones (Pena) 11; Hermosillo (Jones, Machon) 56;

Hermosillo (Jones) 72; Jones (Cienfuegos, Mathis) 79; Jones (Mathis)

85.

NE - Diaz Arce (Beasley, McKinley) 89.

	Shots	Saves	Fouls	Offside	Corners
LA	21	1	15	2	6
NE	13	7	9	3	6

## New England Revolution 2 at Miami Fusion 3

August 30 at Lockhart Stadium (Ft. Lauderdale, Fla.) Att: 6,127

Scoring - NE - Gorter (Moore, Diaz Arce) 56; Diaz Arce (Moore, Motajo)

74.

MIA - Serna (Kelderman, Valderrama) 17; Serna (McLaren, Valderrama)

28; Serna (Valderrama, Parra) 80.

	Shots	Saves	Fouls	Offside	Corners
NE	24	4	13	1	3
MIA	17	7	10	2	6

## New England Revolution 2 at MetroStars 0

September 2 at Giants Stadium (East Rutherford, N.J.) Att: 10,826

Scoring - NE - Moore (unassisted) 31; Gorter (Keegan) 36.

MET - None.

	Shots	Saves	Fouls	Offside	Corners
NE	11	4	29	8	4
MET	19	0	10	2	6

## Columbus Crew 0 at New England Revolution 2

September 12 at Foxboro Stadium (Foxborough, Mass.) Att: 35,462

Scoring - CLB - None.

NE - Moore (unassisted) 35; Ribeiro (Moore) 83.

	Shots	Saves	Fouls	Offside	Corners
CLB	11	4	10	2	4
NE	13	0	17	1	2

## Tampa Bay Mutiny 0 at New England Revolution 3

September 19 at Foxboro Stadium (Foxborough, Mass.) Att: 16,807

Scoring - TB - None.

NE - Baba (Diaz Arce, Burns) 20; Moore (Gorter) 59; own goal (McCarty)

65.

	Shots	Saves	Fouls	Offside	Corners
TB	9	8	10	1	7
NE	14	4	16	6	5

## New England Revolution 2 at Chicago Fire 3

September 23 at Soldier Field (Chicago, Ill.) Att: 11,244

Scoring - NE - Gorter (unassisted) 43; Burns (Moore, Gorter) 68.

CHI - Kubik (penalty kick) 34; Klopas (Wolff) 74; Wolff (Armas) 89.

	Shots	Saves	Fouls	Offside	Corners
NE	12	1	12	2	4
CHI	12	2	14	1	3

## MetroStars 1 at New England Revolution 0 (SO)

September 26 at Foxboro Stadium (Foxborough, Mass.) Att: 24,763

Scoring - MET - None.

NE - None.

	Shots	Saves	Fouls	Offside	Corners
MET	8	6	13	0	4
NE	14	3	22	4	9



## 1997 RESULTS

### REGULAR SEASON

DATE	OPPONENT	RESULT	SCORE	NOTES	ATT.	W-L-T	POS.	PTS
03/29/1997	at Dallas Burn	W	1-0		11,063	1-0-0	T1	3
04/06/1997	at Tampa Bay Mutiny	L	0-4		10,143	1-1-0	3	3
04/12/1997	at MetroStars	L	1-3		20,328	1-2-0	T3	3
04/20/1997	TAMPA BAY MUTINY	W	2-1		57,407	2-2-0	3	6
04/26/1997	COLORADO RAPIDS	W	2-1	SO	12,219	3-2-0	3	7
05/03/1997	KANSAS CITY WIZARDS	W	2-1		15,075	4-2-0	T2	10
05/09/1997	COLUMBUS CREW	L	0-2		13,168	4-3-0	T3	10
05/16/1997	at San Jose Clash	W	2-1		10,532	5-3-0	4	11
05/18/1997	D.C. UNITED	L	0-1	SO	15,109	5-4-0	4	11
05/24/1997	at Colorado Rapids	W	2-1		9,452	6-4-0	T2	14
05/30/1997	METROSTARS	W	3-1		15,849	7-4-0	2	17
06/01/1997	DALLAS BURN	W	3-1		10,242	8-4-0	2	20
06/08/1997	LOS ANGELES GALAXY	W	1-0	SO	16,218	9-4-0	2	21
06/14/1997	D.C. UNITED	L	0-1		26,313	9-5-0	2	21
06/22/1997	DALLAS BURN	W	3-2	SO	15,819	10-5-0	2	22
07/04/1997	at Los Angeles Galaxy	L	0-2		51,704	10-6-0	3	22
07/06/1997	at San Jose Clash	L	2-3		11,753	10-7-0	3	22
07/12/1997	KANSAS CITY WIZARDS	W	2-0		21,817	11-7-0	T2	25
07/18/1997	TAMPA BAY MUTINY	W	4-2		19,075	12-7-0	2	28
07/20/1997	at Columbus Crew	L	0-1		14,248	12-8-0	3	28
07/26/1997	at Kansas City Wizards	L	0-1	SO	10,029	12-9-0	3	28
08/03/1997	SAN JOSE CLASH	L	1-5		22,673	12-10-0	3	28
08/09/1997	at Colorado Rapids	L	0-3		8,654	12-11-0	3	28
08/14/1997	LOS ANGELES GALAXY	L	1-2	SO	21,886	12-12-0	3	28
08/23/1997	at Columbus Crew	L	1-2		15,718	12-13-0	4	28
08/27/1997	at D.C. United	L	2-3		9,675	12-14-0	4	28
08/30/1997	at Tampa Bay Mutiny	L	0-4		9,253	12-15-0	4	28
09/09/1997	at MetroStars	L	1-3		10,510	12-16-0	5	28
09/12/1997	COLUMBUS CREW	W	1-0		21,619	13-16-0	5	31
09/16/1997	at D.C. United	L	2-3	SO	11,607	13-17-0	5	31
09/20/1997	METROSTARS	W	3-2		36,273	14-17-0	4	34
09/25/1997	at Dallas Burn	W	2-1		6,897	15-17-0	4	37

### MLS CUP PLAYOFFS

DATE	OPPONENT	RESULT	SCORE	NOTES	ATT.	ROUND	GAME
09/15/2000	at Chicago Fire	L	1-2		10,476	Quarterfinals	1
09/19/2000	CHICAGO FIRE	W	2-1		10,723	Quarterfinals	2
09/22/2000	at Chicago Fire	L	0-6		5,972	Quarterfinals	3

### U.S. OPEN CUP

DATE	OPPONENT	RESULT	SCORE	NOTES	ROUND
08/01/1997	LONG ISLAND ROUGH RIDERS	L	2-4	2OT	Third Round

### COACH

COACH	W	L	T	PCT.
Thomas Rongen	15	17	0	.469



## 1997 STATISTICS

#	POS	PLAYER	GP	GS	MIN	G	A	PTS	SHT	SOG	BLK	FC	FS	OFF	CK	C	E
10	FWD	Alberto Naveda	29	28	2394	7	6	20	69	38	0	66	75	6	52	1	0
8	MID	Imad Baba	29	28	2391	7	5	19	50	25	0	34	49	6	85	1	0
33	FWD	Giuseppe Galderisi	7	7	514	0	2	2	12	3	0	6	19	9	2	3	0
		w/ TB	16	15	1212	5	6	16	37	18	0	24	51	18	0	5	0
11	FWD	Chiquinho Conde	17	17	1500	6	4	16	34	16	0	21	30	20	13	3	0
		w/ TB	8	8	649	0	2	2	9	5	0	5	13	11	0	1	0
7	MID	Ivan McKinley	7	7	630	4	1	9	15	9	0	8	8	1	0	1	0
		w/ TB	19	14	1351	1	3	5	23	9	0	17	12	4	1	5	0
12	FWD	Joe-Max Moore	13	12	987	4	2	10	28	15	0	13	15	5	13	2	0
9	FWD	John Kerr	19	14	1136	2	4	8	19	15	0	24	11	13	0	1	0
22	DEF	Alexi Lalas	30	29	2607	2	3	7	24	10	4	60	33	9	0	8	0
11	MID	Evans Wise	11	7	649	1	0	2	11	5	0	22	18	3	0	2	0
		w/ TB	11	1	330	2	0	4	9	4	0	11	15	3	0	1	0
5	DEF	Ted Chronopoulos	30	30	2624	2	1	5	30	13	0	50	42	6	11	6	2
25	MID	Alejandro Farias	25	24	2070	1	3	5	11	5	0	38	36	1	0	2	1
18	FWD	Paul Keegan	16	5	652	1	1	3	12	5	0	26	26	9	0	2	0
4	MID	Mike Burns	32	32	2880	0	2	2	36	18	0	41	20	0	0	5	0
14	MID	Sam George	16	10	893	1	0	2	12	5	0	13	6	1	0	1	0
		w/ TB	7	4	434	3	0	6	6	5	0	7	6	1	0	1	0
7	FWD	Darren Sawatzky	26	5	895	1	0	2	16	7	1	12	7	8	0	1	0
2	MID	Bill Harte	5	3	234	0	1	1	3	1	0	7	1	1	0	0	0
		w/ TB	4	2	225	0	0	0	0	0	0	3	2	0	0	0	0
26	GK	Jeff Causey	6	6	540	0	0	0	0	0	0	0	2	0	0	0	0
		w/ DC	6	5	451	0	0	0	0	0	0	1	1	0	0	1	0
27	GK	Scott Coufal	4	4	360	0	0	0	0	0	0	0	1	0	0	0	0
2	DEF	Brian Dunseth	5	1	185	0	0	0	0	0	0	2	0	0	0	0	0
3	MID	Erik Imler	15	9	855	0	0	0	3	1	0	11	6	1	0	1	0
23	FWD	Rob Jachym	6	0	152	0	0	0	8	3	0	0	2	2	1	0	0
		w/ CLB	3	1	95	0	0	0	2	2	0	3	0	0	0	1	0
19	MID	Steve Klein	4	0	73	0	0	0	0	0	0	1	3	1	1	0	0
17	DEF	Greg Lalas	2	0	6	0	0	0	0	0	0	0	0	0	0	0	0
20	DEF	Francis Okaroh	29	29	2528	0	0	0	1	1	2	38	35	0	0	2	0
24	FWD	Patrick Olalere	1	0	21	0	0	0	0	0	0	0	0	1	0	0	0
6	DEF	Leonardo Squadrone	23	23	1881	0	0	0	5	1	1	39	9	2	1	3	0
9	FWD	Kevin Wylie	3	0	31	0	0	0	0	0	0	1	0	0	0	0	0
1	GK	Walter Zenga	22	22	1980	0	0	0	0	0	0	1	1	0	0	2	0
		Own-goals received				1											
		TEAM TOTALS	32	32	2880	40	35	115	399	196	8	534	455	105	179	47	3
		OPPONENT TOTALS	32	32	2880	53	68	174	338	184	15	455	534	139	162	35	2

**GAME-WINNING GOALS:** Chiquinho Conde 3, Alberto Naveda 2, Darren Sawatzky 1, John Kerr 1, Paul Keegan 1, Ted Chronopoulos 1, Imad Baba 1.

**GAME-WINNING ASSISTS:** Alexi Lalas 2, Joe-Max Moore 1, Ivan McKinley 1, Bill Harte 1, Giuseppe Galderisi 1, Chiquinho Conde 1, Mike Burns 1, Imad Baba 1.

**PENALTY KICK GOALS/ATTEMPTS:** Joe-Max Moore 2-3, Alberto Naveda 1-2.

#	POS	GOALKEEPER	GP	GS	MIN	SHT	SV	C/P	GA	GAA	PG	PA	W	L	T	SO
1	GK	Walter Zenga	22	22	1980	113	81	87	28	1.27	1	1	15	7	0	6
27	GK	Scott Coufal	4	4	360	29	17	18	9	2.25	0	0	0	4	0	1
26	GK	Jeff Causey	6	6	540	42	26	19	16	2.67	0	0	0	6	0	0
		w/ DC	6	5	451	44	30	28	11	2.20	0	1	4	2	0	1
		TEAM TOTALS	32	32	2880	184	124	124	53	1.66	1	1	15	17	0	6
		OPPONENT TOTALS	32	32	2880	196	142	131	40	1.25	3	5	17	15	0	10



## 1997 RESULTS & LINEUPS

### @ DALLAS BURN

W, 1-0 March 29, 1997

GK Zenga  
D A. Lalas  
D George  
D Okaroh  
D Squadron  
M Burns  
M Chronopoulos  
M Naveda  
M Sawatzky (Klein 89)  
F Conde  
F Kerr

### VS. KANSAS CITY WIZARDS

W, 2-1 May 3, 1997

GK Zenga  
D A. Lalas (George 84)  
D Okaroh  
D Squadron  
M Baba  
M Burns  
M Chronopoulos  
M Naveda  
M Farias  
F Moore (Sawatzky 71)  
F Conde

### VS. METROSTARS

W, 3-1 May 30, 1997

GK Zenga  
D A. Lalas  
D Okaroh  
D Burns  
M Baba (Harte 70)  
M George  
M Chronopoulos  
M Naveda  
M Farias (Imler 83)  
F Keegan (Sawatzky 55)  
F Conde

### @ LOS ANGELES GALAXY

L, 0-2 July 4, 1997

GK Zenga  
D A. Lalas  
D Okaroh  
D Burns  
M Baba  
M George  
M Chronopoulos  
M Naveda (Sawatzky 78)  
M Farias (Imler 73)  
F Keegan (Kerr 61)  
F Conde

### @ KANSAS CITY WIZARD

L, 0-1 (SO) July 26, 1997

GK Coufal  
D A. Lalas  
D Okaroh  
D Squadron  
M Baba (Jachym 65)  
M Burns  
M Chronopoulos  
M Naveda  
M Farias  
F Kerr (Moore 50)  
F Wise

### @ D.C. UNITED

L, 2-3 August 27, 1997

GK Causey  
D A. Lalas  
D Okaroh (Keegan 90)  
D Immler  
D Squadron  
M Baba  
M Burns  
M Chronopoulos (Wise 76)  
M McKinley  
F Kerr (Sawatzky 63)  
F Galders

### VS. METROSTARS

W, 3-2 September 20, 1997

GK Zenga  
D A. Lalas  
D McKinley  
D Okaroh (Dunsth 77)  
D Squadron  
M Baba (Keegan 63)  
M Burns  
M Chronopoulos  
M Farias  
F Moore  
F Naveda

### @ TAMPA BAY MUTINY

L, 0-4 April 6, 1997

GK Zenga  
D A. Lalas  
D George (Wylie 77)  
D Okaroh  
D Squadron  
M Burns  
M Chronopoulos (Klein 63)  
M Naveda  
M Sawatzky  
F Conde  
F Kerr (Farias 58)

### VS. COLUMBUS CREW

L, 0-2 May 1, 1997

GK Zenga  
D A. Lalas  
D Okaroh  
D Squadron (George 30)  
M Baba (Kerr 77)  
M Burns  
M Chronopoulos  
M Naveda  
M Farias (Sawatzky 64)  
F Conde

### VS. DALLAS BURN

W, 3-1 June 1, 1997

GK Zenga  
D A. Lalas  
D Okaroh  
D Immler  
M Harte (Keegan 53)  
M Burns  
M Chronopoulos  
M Sawatzky (Baba 53)  
M Farias  
F Conde  
F Naveda (G. Lalas 86)

### @ SAN JOSE CLASH

L, 0-2 July 6, 1997

GK Coufal  
D A. Lalas  
D Okaroh  
D Dunsth (Sawatzky 47)  
D Squadron (Keegan 80)  
M Baba  
M Burns  
M Chronopoulos  
M Naveda  
F Conde  
F Kerr

### VS. SAN JOSE CLASH

L, 1-5 August 3, 1997

GK Coufal  
D A. Lalas  
D Okaroh  
D Burns  
M Baba  
M Chronopoulos  
M Farias (Dunsth 46)  
M Wise (Sawatzky 74)  
F Kerr (Jachym 56)  
F Moore  
F Conde

### @ TAMPA BAY MUTINY

L, 2-3 August 30, 1997

GK Causey  
D A. Lalas  
D McKinley  
D Squadron (Immler 37)  
M Baba  
M Burns  
M Chronopoulos  
M Farias  
M Wise  
F Galders (Naveda 64)  
F Kerr (Sawatzky 46)

### @ DALLAS BURN

W, 2-1 September 25, 1997

GK Zenga  
D A. Lalas  
D McKinley  
D Okaroh (Dunsth 22)  
D Squadron  
M Baba (Keegan 10)  
M Burns  
M Chronopoulos  
M Farias  
M Naveda  
F Galders  
F Moore

### @ METROSTARS

L, 1-3 April 12, 1997

GK Zenga  
D A. Lalas  
D George (Sawatzky 78)  
D Okaroh  
D Squadron  
M Burns  
M Chronopoulos (Olalere 69)  
M Naveda  
M Farias  
F Conde  
F Kerr

### @ SAN JOSE CLASH

W, 2-1 (SO) May 16, 1997

GK Zenga  
D A. Lalas  
D Immler  
D Burns  
M Baba  
M Chronopoulos (G. Lalas 88)  
M George (Keegan 64)  
M Sawatzky (Wylie 73)  
F Moore  
F Naveda

### VS. LOS ANGELES GALAXY

W, 1-0 (SO) June 8, 1997

GK Zenga  
D A. Lalas  
D Okaroh  
D Burns  
M Harte (Sawatzky 60)  
M Baba  
M Chronopoulos  
M George (Immler 80)  
M Farias  
F Keegan (Klein 64)  
F Naveda

### VS. KANSAS CITY WIZARDS

W, 2-0 July 12, 1997

GK Zenga  
D A. Lalas  
D Okaroh  
D Squadron  
M Baba  
M Burns  
M Chronopoulos  
M Farias  
M Wise (George 83)  
F Naveda (Sawatzky 56)  
F Kerr (Keegan 74)

### @ COLORADO RAPIDS

L, 0-3 August 9, 1997

GK Causey  
D A. Lalas  
D Okaroh  
D Immler  
D Squadron  
M Baba  
M Burns  
M Chronopoulos  
M Naveda (Wise 60)  
F Kerr (Sawatzky 60)  
F Conde

### @ METROSTARS

L, 1-3 September 9, 1997

GK Causey  
D McKinley  
D Okaroh  
D Squadron (Kerr 81)  
M Baba  
M Burns  
M Chronopoulos  
M Farias (Sawatzky 69)  
M Naveda  
F Galders (Keegan 24)  
F Moore

### VS. TAMPA BAY MUTINY

W, 2-1 April 20, 1997

GK Zenga  
D George (Sawatzky 67)  
D Okaroh  
D Squadron  
M Baba  
M Burns  
M Chronopoulos  
M Farias  
F Conde (G. Lalas 87)  
F Kerr

### VS. D.C. UNITED

L, 0-1 (SO) May 18, 1997

GK Zenga  
D A. Lalas  
D Okaroh  
D Immler  
M Baba  
M Burns  
M Chronopoulos  
M Naveda (Sawatzky 76)  
M Farias (Keegan 86)  
F Moore  
F Conde

### VS. D.C. UNITED

W, 3-2 June 14, 1997

GK Zenga  
D A. Lalas  
D Okaroh  
D Burns  
M Harte (Jachym 55)  
M Baba  
M Chronopoulos  
M George (Sawatzky 73)  
M Farias  
F Conde  
F Naveda

### VS. TAMPA BAY MUTINY

W, 4-2 July 18, 1997

GK Zenga  
D A. Lalas  
D Okaroh  
D Squadron (Sawatzky 52)  
M Baba  
M Burns  
M Chronopoulos  
M Naveda (Immler 80)  
M Wise  
F Conde (George 71)  
F Kerr

### VS. LOS ANGELES GALAXY

L, 1-2 (SO) August 14, 1997

GK Causey  
D A. Lalas  
D Okaroh  
D McKinley  
D Squadron (Sawatzky 74)  
M Baba  
M Burns  
M Chronopoulos  
M Naveda  
F Kerr (Wise 46)  
F Galders

### VS. COLUMBUS CREW

W, 1-0 September 12, 1997

GK Zenga  
D A. Lalas  
D Okaroh  
D Squadron  
M Baba  
M Burns  
M Chronopoulos  
M Farias  
M Naveda (Jachym 68)  
F Galders (Keegan 66)  
F Moore

### VS. COLORADO RAPIDS

W, 2-1 (SO) April 26, 1997

GK Zenga  
D A. Lalas  
D Okaroh  
D Squadron  
M Baba  
M Burns  
M Chronopoulos (Sawatzky 88)  
M Naveda  
M Farias  
F Moore (Kerr 22)  
F Conde (George 82)

### @ COLORADO RAPIDS

W, 2-1 May 24, 1997

GK Zenga  
D A. Lalas  
D Okaroh  
D Immler  
M Baba (Wylie 90)  
M Burns  
M Chronopoulos  
M Naveda (George 83)  
M Farias  
F Moore (Harte 44)  
F Conde

### VS. DALLAS BURN

W, 2-2 (SO) June 22, 1997

GK Zenga  
D A. Lalas  
D Okaroh  
D Squadron (Immler 89)  
M Baba  
M Burns  
M Chronopoulos  
M Sawatzky (Jachym 77)  
M Farias  
F Keegan  
F Naveda

### @ COLUMBUS CREW

L, 0-1 July 20, 1997

GK Coufal  
D Immler (Sawatzky 63)  
D Okaroh  
D Squadron  
M Baba  
M Burns  
M Chronopoulos  
M George (Keegan 77)  
M Farias  
F Wise (Jachym 67)  
F Kerr

### @ COLUMBUS CREW

L, 1-2 August 23, 1997

GK Coufal  
D A. Lalas  
D Okaroh  
D Immler (Sawatzky 64)  
D Squadron  
M Baba  
M Burns  
M McKinley  
M Naveda  
F Galders  
F Wise (Kerr 64)

### @ D.C. UNITED

L, 2-3 (SO) September 16, 1997

GK Zenga  
D A. Lalas  
D Immler  
D Squadron (Wise 88)  
M Baba  
M Burns  
M Chronopoulos  
M Farias  
M Naveda (Klein 71)  
F Keegan (Dunsth 78)  
F Moore



## 1997 BOX SCORES

### New England Revolution 1 at Dallas Burn 0

March 29 at Cotton Bowl (Dallas, Texas)

Alt: 11,063

Scoring - NE - own goal (Dade) 38.

DAL - None.

	Shots	Saves	Fouls	Offside	Corners
NE	19	3	17	1	12
DAL	9	8	11	3	7

### New England Revolution 0 at Tampa Bay Mutiny 4

April 6 at Tampa Stadium (Tampa, Fla.)

Alt: 10,143

Scoring - NE - None.

TB - Hejduk (Galdieri) 26; Valderrama (unassisted) 44; Lassiter (Valderrama) 62; Ralston (Hejduk, Galdieri) 73.

	Shots	Saves	Fouls	Offside	Corners
NE	17	1	21	2	6
TB	8	7	14	5	3

### New England Revolution 1 at MetroStars 3

April 12 at Giants Stadium (East Rutherford, N.J.)

Alt: 20,328

Scoring - NE - George (Kerr, Naveda) 16.

MET - Savarese (Donadoni) 17; Savarese (De Avila) 55; Wood (De Avila, Joseph) 82.

	Shots	Saves	Fouls	Offside	Corners
NE	12	3	19	10	7
MET	14	5	19	2	5

### Tampa Bay Mutiny 1 at New England Revolution 2

April 20 at Foxboro Stadium (Foxborough, Mass.)

Alt: 57,407

Scoring - TB - Ballesta (Valderrama) 70.

NE - Naveda (Kerr, Farias) 27; Sawatzky (Conde) 77.

	Shots	Saves	Fouls	Offside	Corners
TB	6	3	5	4	5
NE	6	3	17	1	4

### Colorado Rapids 1 at New England Revolution 2 (SO)

April 26 at Foxboro Stadium (Foxborough, Mass.)

Alt: 12,219

Scoring - COL - Vermes (C. Henderson) 90.

NE - Moore (penalty kick) 14.

	Shots	Saves	Fouls	Offside	Corners
COL	15	4	10	4	6
NE	12	7	28	3	6

### Kansas City Wizards 1 at New England Revolution 2

May 3 at Foxboro Stadium (Foxborough, Mass.)

Alt: 15,075

Scoring - KC - Preki (penalty kick) 85.

NE - Baba (Conde, Burns) 1; Conde (Baba) 70.

	Shots	Saves	Fouls	Offside	Corners
KC	6	6	16	1	4
NE	15	1	24	2	3

### Columbus Crew 2 at New England Revolution 0

May 9 at Foxboro Stadium (Foxborough, Mass.)

Alt: 13,168

Scoring - CLB - Carrera (McBride, Warzycha) 6; Salcedo (McBride, Khumalo) 68.

NE - None.

	Shots	Saves	Fouls	Offside	Corners
CLB	6	7	21	0	4
NE	15	1	16	1	6

### New England Revolution 2 at San Jose Clash 1 (SO)

May 16 at Spartan Stadium (San Jose, Calif.)

Alt: 10,532

Scoring - NE - Baba (Naveda) 52.

SJ - Dayak (Kinnear) 7.

	Shots	Saves	Fouls	Offside	Corners
NE	13	5	16	2	6
SJ	13	3	11	6	11

### D.C. United 1 at New England Revolution 0 (SO)

May 18 at Foxboro Stadium (Foxborough, Mass.)

Alt: 15,109

Scoring - DC - None.

NE - None.

	Shots	Saves	Fouls	Offside	Corners
DC	10	2	20	0	7
NE	11	8	19	4	6

### New England Revolution 2 at Colorado Rapids 1

May 24 at Mile High Stadium (Denver, Colo.)

Alt: 9,452

Scoring - NE - Conde (Moore) 36; Conde (Harte) 88.

COL - Harris (Bravo) 12.

	Shots	Saves	Fouls	Offside	Corners
NE	6	5	16	3	4
COL	14	1	13	3	6

### MetroStars 1 at New England Revolution 3

May 30 at Foxboro Stadium (Foxborough, Mass.)

Alt: 15,849

Scoring - MET - Savarese (Neto) 31.

NE - Naveda (penalty kick) 57; Naveda (unassisted) 71; Naveda (unassisted) 90.

	Shots	Saves	Fouls	Offside	Corners
MET	4	5	15	4	0
NE	13	0	10	5	8

### Dallas Burn 1 at New England Revolution 3

June 1 at Foxboro Stadium (Foxborough, Mass.)

Alt: 10,242

Scoring - DAL - Eck (Sutter) 41.

NE - Conde (Chronopoulos) 63; Baba (unassisted) 65; Baba (Conde, Farias) 82.

	Shots	Saves	Fouls	Offside	Corners
DAL	10	4	17	4	8
NE	12	5	23	4	7

### Los Angeles Galaxy 0 at New England Revolution 1 (SO)

June 8 at Foxboro Stadium (Foxborough, Mass.)

Alt: 16,218

Scoring - LA - None.

NE - None.

	Shots	Saves	Fouls	Offside	Corners
LA	7	1	31	5	5
NE	7	3	25	3	6

### D.C. United 1 at New England Revolution 0

June 14 at Foxboro Stadium (Foxborough, Mass.)

Alt: 26,313

Scoring - DC - Sanneh (Harkes, Marsch) 72.

NE - None.

	Shots	Saves	Fouls	Offside	Corners
DC	8	4	9	2	3
NE	14	2	8	4	6

### Dallas Burn 2 at New England Revolution 3 (SO)

June 22 at Foxboro Stadium (Foxborough, Mass.)

Alt: 15,819

Scoring - DAL - Alvarez (Kreis, Eck) 19; Kreis (Alvarez, Sonora) 27.

NE - Farias (Naveda) 29; A. Lallas (Baba) 65.

	Shots	Saves	Fouls	Offside	Corners
DAL	6	8	21	6	4
NE	17	3	16	3	8

### New England Revolution 0 at Los Angeles Galaxy 2

July 4 at Rose Bowl (Los Angeles, Calif.)

Alt: 51,704

Scoring - NE - None.

LA - C. Jones (Cienfuegos, Jara) 79; Melo (unassisted) 86.

	Shots	Saves	Fouls	Offside	Corners
NE	6	6	17	7	2
LA	15	2	17	3	3



## New England Revolution 2 at San Jose Clash 3

July 6 at Spartan Stadium (San Jose, Calif.) Att: 11,753

Scoring - NE - Naveda (Kerr) 38; A. Lalas (unassisted) 59.  
SJ - Baicher (Urbanyi, Sullivan) 37; Dayak (Sullivan, Cerritos) 45;  
Cerritos (unassisted) 72.

	Shots	Saves	Fouls	Offside	Corners
NE	19	5	20	4	7
SJ	13	8	14	8	5

## Kansas City Wizards 0 at New England Revolution 2

July 12 at Foxboro Stadium (Foxborough, Mass.) Att: 21,817

Scoring - KC - None.  
NE - Kerr (Burns, A. Lalas) 45; Wise (unassisted) 58.

	Shots	Saves	Fouls	Offside	Corners
KC	5	3	14	2	3
NE	17	1	7	3	5

## Tampa Bay Mutiny 2 at New England Revolution 4

July 18 at Foxboro Stadium (Foxborough, Mass.) Att: 19,075

Scoring - TB - Lassiter (Hejduk) 31; Vasquez (unassisted) 42.  
NE - Baba (Conde, Naveda) 53; Conde (Kerr, A. Lalas) 54; Conde  
(unassisted) 57; Kerr (Naveda) 71.

	Shots	Saves	Fouls	Offside	Corners
TB	9	1	12	4	4
NE	8	4	25	2	4

## New England Revolution 0 at Columbus Crew 1

July 20 at Ohio Stadium (Columbus, Ohio) Att: 14,248

Scoring - NE - None.  
CLB - Warzycha (McBride, Miguez) 55.

	Shots	Saves	Fouls	Offside	Corners
NE	13	7	11	1	5
CLB	21	5	12	4	6

## New England Revolution 0 at Kansas City Wizards 1 (SO)

July 26 at Arrowhead Stadium (Kansas City, Mo.) Att: 10,029

Scoring - NE - None.  
KC - None.

	Shots	Saves	Fouls	Offside	Corners
NE	8	0	12	2	5
KC	9	4	12	6	3

## San Jose Clash 5 at New England Revolution 1

August 3 at Foxboro Stadium (Foxborough, Mass.) Att: 22,673

Scoring - SJ - Lozzano (Lewis) 36; Lozzano (Lewis) 68; Baicher  
(Lozzano) 71; Emenalo (Cerritos) 84; Baicher (Medved) 90.  
NE - Baba (unassisted) 22.

	Shots	Saves	Fouls	Offside	Corners
SJ	14	8	17	6	3
NE	17	5	16	3	5

## New England Revolution 0 at Colorado Rapids 3

August 9 at Mile High Stadium (Denver, Colo.) Att: 8,654

Scoring - NE - None.  
COL - Harris (C. Henderson, Balboa) 7; Patino (Harris) 29; Harris (C.  
Henderson, Patino) 67.

	Shots	Saves	Fouls	Offside	Corners
NE	16	2	16	8	10
COL	10	6	14	4	4

## Los Angeles Galaxy 2 at New England Revolution 1 (SO)

August 14 at Foxboro Stadium (Foxborough, Mass.) Att: 21,886

Scoring - LA - Melo (unassisted) 9.  
NE - McKinley (Galdieri) 90.

	Shots	Saves	Fouls	Offside	Corners
LA	16	5	11	7	4
NE	11	7	17	8	7

## New England Revolution 1 at Columbus Crew 2

August 23 at Ohio Stadium (Columbus, Ohio) Att: 15,718

Scoring - NE - McKinley (unassisted) 75.  
CLB - Wood (Thompson, Maisonneuve) 43; Elcock (Marino,  
Maisonneuve) 87.

	Shots	Saves	Fouls	Offside	Corners
NE	12	2	16	3	4
CLB	9	2	15	10	7

## New England Revolution 2 at D.C. United 3

August 27 at RFK Stadium (Washington, D.C.) Att: 9,675

Scoring - NE - Baba (unassisted) 43; McKinley (Baba) 51.  
DC - Etcheverry (Moreno, Williams) 39; Moreno (Etcheverry, Sanneh)  
59; Diaz Arce (Etcheverry, Sanneh) 88.

	Shots	Saves	Fouls	Offside	Corners
NE	12	9	11	5	12
DC	13	6	12	8	4

## New England Revolution 0 at Tampa Bay Mutiny 4

August 30 at Tampa Stadium (Tampa, Fla.) Att: 9,253

Scoring - NE - None.  
TB - Vasquez (Valderrama, Ralston) 39; Lassiter (Valderrama, Ralston)  
64; Prampin (Valderrama) 83; Vargas (Valderrama) 87.

	Shots	Saves	Fouls	Offside	Corners
NE	8	2	8	0	4
TB	10	1	11	10	2

## New England Revolution 1 at MetroStars 3

September 9 at Giants Stadium (East Rutherford, N.J.) Att: 10,510

Scoring - NE - Naveda (Baba) 29.  
MET - Semoli (Savarese, Ramos) 40; Bartlett (Lagos) 45; Savarese  
(Joseph, Donadoni) 74.

	Shots	Saves	Fouls	Offside	Corners
NE	12	4	21	2	4
MET	12	5	14	3	0

## Columbus Crew 0 at New England Revolution 1

September 12 at Foxboro Stadium (Foxborough, Mass.) Att: 21,619

Scoring - CLB - None.  
NE - Naveda (Galdieri, A. Lalas) 3.

	Shots	Saves	Fouls	Offside	Corners
CLB	10	2	6	1	9
NE	7	3	17	4	4

## New England Revolution 2 at D.C. United 3 (SO)

September 16 at RFK Stadium (Washington, D.C.) Att: 11,607

Scoring - NE - Moore (Keegan) 12; Moore (unassisted) 53.  
DC - own goal (Keegan) 31; Harkes (Etcheverry) 87.

	Shots	Saves	Fouls	Offside	Corners
NE	9	8	17	3	3
DC	14	5	13	7	9

## MetroStars 2 at New England Revolution 3

September 20 at Foxboro Stadium (Foxborough, Mass.) Att: 36,273

Scoring - MET - De Avila (Joseph) 21; Semoli (Vaz Leal) 37.  
NE - Chronopoulos (Baba, Farias) 22; McKinley (Naveda) 49;  
Chronopoulos (McKinley) 69.

	Shots	Saves	Fouls	Offside	Corners
MET	10	5	12	4	6
NE	19	2	17	0	0

## New England Revolution 2 at Dallas Burn 1

September 25 at Cotton Bowl (Dallas, Texas) Att: 6,897

Scoring - NE - Moore (penalty kick) 58; Keegan (Moore) 88.  
DAL - Elliott (Alvarez) 31.

	Shots	Saves	Fouls	Offside	Corners
NE	16	7	11	2	3
DAL	12	6	16	3	4



## 1997 MLS CUP PLAYOFFS

### EAST. CONF. SEMIFINAL - GM. 1

@ D.C. UNITED

L 1-4 October 5, 1997

GK Zenga

D Chronopoulos

D Dunseth

D Lalas

D Squadrone (Keegan 71')

M Burns

M Farias (Klein 71')

M McKinley

M Naveda

F Galderisi (Wise 81')

F Moore

### EAST. CONF. SEMIFINAL - GM. 2

VS. D.C. UNITED

T 1-1 (SO) October 8, 1997

GK Zenga

D Chronopoulos

D Lalas

D Okaroh

D Burns

M Farias

M Naveda

M McKinley

M Baba

F Galderisi

F Moore

### STATISTICS

#	POS	PLAYER	GP	GS	MIN	G	A	PTS	SHT	SOG	BLK	FC	FS	OFF	CK	C	E
4	MID	Mike Burns	2	2	180	1	0	2	1	1	1	1	2	0	0	1	0
9	FWD	Joe-Max Moore	2	2	180	1	0	2	2	2	0	3	6	4	3	0	0
8	MID	Imad Baba	1	1	63	0	0	0	2	1	0	2	1	3	2	0	0
5	DEF	Ted Chronopoulos	2	2	180	0	0	0	1	0	0	1	2	0	0	0	0
2	DEF	Brian Dunseth	1	1	90	0	0	0	0	0	0	0	0	0	0	0	0
25	MID	Alejandro Farias	2	2	161	0	0	0	0	0	1	2	2	0	0	1	0
33	FWD	Giuseppe Galderisi	2	2	171	0	0	0	3	3	0	7	6	4	0	1	0
18	FWD	Paul Keegan	2	0	46	0	0	0	2	1	0	1	0	0	0	0	0
19	MID	Steve Klein	1	0	19	0	0	0	0	0	0	0	0	0	0	0	0
22	DEF	Alexi Lalas	2	2	180	0	0	0	2	1	0	8	7	0	0	0	0
7	MID	Ivan McKinley	2	2	180	0	0	0	5	1	0	2	2	0	0	1	0
10	FWD	Alberto Naveda	2	2	180	0	0	0	1	1	0	5	2	1	9	0	0
20	DEF	Francis Okaroh	1	1	70	0	0	0	0	0	0	1	1	0	0	0	1
6	DEF	Leonardo Squadrone	1	1	71	0	0	0	1	1	0	0	0	0	0	1	0
11	MID	Evans Wise	1	0	9	0	0	0	0	0	0	0	0	0	0	0	0
1	GK	Walter Zenga	2	2	180	0	0	0	0	0	0	0	0	0	0	0	0
TEAM TOTALS			2	2	190	2	0	4	20	12	2	33	31	12	14	5	1
OPPONENT TOTALS			2	2	190	5	10	20	23	14	2	31	33	13	10	2	0

GAME-WINNING GOALS: None.

GAME-WINNING ASSISTS: None.

PENALTY KICK GOALS/ATTEMPTS: Joe-Max Moore 1-1.

#	POS	GOALKEEPER	GP	GS	MIN	SHT	SV	C/P	GA	GAA	PG	PA	W	L	T	SO
1	GK	Walter Zenga	2	2	180	14	7	8	5	2.50	0	0	0	2	0	0
TEAM TOTALS			2	2	190	14	7	8	5	2.37	0	0	0	2	0	0
OPPONENT TOTALS			2	2	190	12	8	8	2	0.95	1	1	2	0	0	0

### BOX SCORES

#### EASTERN CONFERENCE SEMIFINAL, GAME 1

New England Revolution 1 at D.C. United 4

October 5 at RFK Stadium (Washington, D.C.)

Att: 12,540

Scoring - NE - Burns (unassisted) 89.

DC - Wegerle (Moreno, Vaudreuil) 13; Wegerle (Sanneh, Etcheverry) 56;

Moreno (Vaudreuil, Williams) 65; Moreno (Williams, Sanneh) 76.

	Shots	Saves	Fouls	Offside	Corners
NE	13	4	12	4	5
DC	15	7	9	9	2

#### EASTERN CONFERENCE SEMIFINAL, GAME 2

D.C. United 1 at New England Revolution 1 (SO)

October 8 at Foxboro Stadium (Foxborough, Mass.)

Att: 16,233

Scoring - DC - Williams (Harkes, Etcheverry) 53.

NE - Moore (penalty kick) 72.

	Shots	Saves	Fouls	Offside	Corners
DC	8	1	22	4	8
NE	7	3	21	8	9



## 1996 RESULTS

### REGULAR SEASON

DATE	OPPONENT	RESULT	SCORE	NOTES	ATT.	W-L-T	POS.	PTS
04/13/1996	at Tampa Bay Mutiny	L	2-3		26,473	0-1-0	T3	0
04/20/1996	at MetroStars	W	1-0		46,826	1-1-0	T2	3
04/27/1996	D.C. UNITED	W	2-1	SO	32,864	2-1-0	3	4
05/04/1996	SAN JOSE CLASH	L	1-2		16,334	2-2-0	3	4
05/11/1996	at Columbus Crew	L	2-3		24,750	2-3-0	3	4
05/19/1996	METROSTARS	W	2-0		20,131	3-3-0	3	7
05/25/1996	COLORADO RAPIDS	W	3-2	SO	14,323	4-3-0	3	8
06/01/1996	at Kansas City Wiz	L	1-2		17,808	4-4-0	4	8
06/06/1996	LOS ANGELES GALAXY	L	2-3	SO	20,236	4-5-0	T4	8
06/15/1996	KANSAS CITY WIZ	W	2-1	SO	21,407	5-5-0	T3	9
06/23/1996	DALLAS BURN	L	1-4		17,066	5-6-0	T4	9
06/27/1996	COLUMBUS CREW	L	1-2	SO	15,209	5-7-0	5	9
06/30/1996	at D.C. United	L	1-3		19,355	5-8-0	5	9
07/04/1996	at Los Angeles Galaxy	W	1-0		62,703	6-8-0	4	12
07/06/1996	at San Jose Clash	W	2-1		18,813	7-8-0	4	13
07/11/1996	at Columbus Crew	W	2-1	SO	13,751	8-8-0	4	14
07/20/1996	D.C. UNITED	W	2-0		18,347	9-8-0	4	17
07/24/1996	at Colorado Rapids	L	0-2		6,236	9-9-0	4	17
07/27/1996	at Kansas City Wiz	L	2-4		11,555	9-10-0	4	17
07/31/1996	SAN JOSE CLASH	W	2-0		12,871	10-10-0	4	20
08/03/1996	METROSTARS	W	2-1	SO	20,162	11-10-0	4	21
08/08/1996	at Los Angeles Galaxy	L	0-1		10,251	11-11-0	4	21
08/11/1996	at San Jose Clash	L	1-6		12,099	11-12-0	4	21
08/14/1996	at MetroStars	L	0-4		20,711	11-13-0	4	21
08/16/1996	COLORADO RAPIDS	W	2-0		14,103	12-13-0	4	24
08/21/1996	TAMPA BAY MUTINY	W	4-2		18,764	13-13-0	4	27
08/31/1996	at Tampa Bay Mutiny	L	1-3		8,128	13-14-0	5	27
09/04/1996	DALLAS BURN	W	2-1		12,933	14-14-0	T3	30
09/07/1996	at Dallas Burn	W	2-0		18,582	15-14-0	T3	33
09/12/1996	TAMPA BAY MUTINY	L	1-2		11,009	15-15-0	4	33
09/17/1996	at D.C. United	L	2-3		7,360	15-16-0	5	33
09/21/1996	COLUMBUS CREW	L	0-1		38,633	15-17-0	5	33

### COACH

COACH	W	L	T	PCT.
Frank Stapleton	15	17	0	.469



## 1996 STATISTICS

#	POS	PLAYER	GP	GS	MIN	G	A	PTS	SHT	SOG	BLK	FC	FS	OFF	CK	C	E
9	FWD	Joe-Max Moore	14	14	1238	11	1	23	36	19	0	20	24	16	2	2	0
10	FWD	Alberto Naveda	25	20	1734	6	7	19	65	35	0	51	60	3	56	8	0
7	FWD	Darren Sawatzky	28	19	1776	4	5	13	41	22	0	25	8	16	2	1	0
9	FWD	John Kerr	7	6	564	2	1	5	11	4	0	13	5	5	1	1	0
		w/ DAL	12	10	840	3	1	7	18	10	0	8	14	6	2	0	0
11	FWD	Wellton	29	20	1909	3	6	12	34	15	0	30	62	25	12	3	0
18	FWD	Paul Keegan	27	20	1844	4	3	11	30	18	1	40	40	16	1	4	0
6	DEF	Geoff Aunger	29	26	2397	3	3	9	27	8	0	66	34	2	0	10	0
21	MID	Imad Baba	11	8	736	2	2	6	19	9	0	9	23	8	11	0	0
19	FWD	Robert Ukrop	9	8	634	2	1	5	14	8	0	9	10	7	2	1	0
8	DEF	Peter Woodring	21	20	1622	1	3	5	25	4	1	24	33	5	21	3	0
14	DEF	John DeBrito	21	18	1537	0	4	4	18	7	0	26	15	9	16	4	0
4	MID	Mike Burns	17	14	1294	1	1	3	11	5	2	20	7	1	4	4	0
22	DEF	Alexi Lalas	25	25	2218	1	1	3	17	7	1	44	20	1	0	4	1
9	FWD	Kevin Wylie	22	22	1839	0	2	2	9	2	1	30	22	0	1	3	0
5	DEF	Ted Chronopoulos	14	11	1000	1	0	2	8	4	1	10	12	0	0	1	0
13	DEF	Mark Watson	4	4	303	1	0	2	1	1	0	12	2	0	0	1	1
		w/ CLB	14	14	1260	0	0	0	1	0	3	15	12	0	0	2	0
3	DEF	Iain Fraser	23	23	2070	0	1	1	2	0	5	10	11	0	0	3	0
1	GK	Jim St. Andre	15	14	1346	0	1	1	0	0	0	1	3	0	0	0	1
20	FWD	Giuseppe Galderisi	4	3	248	0	0	0	4	2	0	6	14	2	1	1	0
		w/ TB	21	19	1713	7	8	22	53	23	0	26	75	20	1	4	0
32	GK	Aidan Heaney	19	18	1534	0	0	0	0	0	0	0	1	0	0	0	1
17	MID	Zak Ibsen	6	4	363	0	0	0	1	0	1	5	2	0	0	0	0
		w/ DAL	16	14	1238	1	0	2	7	6	0	22	17	1	0	1	0
16	DEF	Tom Lips	8	5	473	0	0	0	2	1	0	17	3	0	0	3	0
15	MID	Victor Mella	3	1	157	0	0	0	2	0	0	3	0	1	0	0	0
		w/ SJ	5	5	426	0	2	2	8	3	0	5	7	1	8	0	0
20	DEF	Francis Okaroh	20	20	1777	0	0	0	0	0	2	34	22	0	0	6	1
15	FWD	Patrick Tardieu	5	0	69	0	0	0	3	1	0	1	1	0	0	0	0
24	FWD	Bojan Vuckovic	1	0	14	0	0	0	0	0	0	1	0	0	0	0	0
12	DEF	Richard Weiszmann	10	9	817	0	0	0	3	2	0	7	2	0	0	0	0
		Own-goals received				1											
		TEAM TOTALS	32	32	2880	43	42	128	383	174	15	514	436	117	130	63	5
		OPPONENT TOTALS	32	32	2880	56	48	160	412	221	13	446	501	102	196	47	2

GAME-WINNING GOALS: Joe-Max Moore 4, Darren Sawatzky 2, Alberto Naveda 1, John Kerr 1.

GAME-WINNING ASSISTS: Alberto Naveda 2, Darren Sawatzky 1, Wellton 1, John Kerr 1, John DeBrito 1, Imad Baba 1.

PENALTY KICK GOALS/ATTEMPTS: Geoff Aunger 3-4, Joe-Max Moore 3-3.

#	POS	GOALKEEPER	GP	GS	MIN	SHT	SV	C/P	GA	GAA	PG	PA	W	L	T	SO
32	GK	Aidan Heaney	19	18	1534	130	93	48	29	1.70	2	2	8	9	0	4
1	GK	Jim St. Andre	15	14	1346	91	57	44	27	1.81	0	0	7	8	0	2
		TEAM TOTALS	32	32	2880	221	150	92	56	1.75	2	2	15	17	0	7
		OPPONENT TOTALS	32	32	2880	174	119	115	43	1.34	6	7	17	15	0	4



## 1996 LINEUPS

### @ TAMPA BAY MUTINY

L, 2-3 April 13, 1996  
 GK St. Andre  
 D Ibsen  
 D Lalas  
 D Burns  
 D Weismann (Heaney 89)  
 M DeBrito  
 M Woodring  
 M Aunger  
 M Welton  
 F Naveda (Galdieri 89)  
 F Ukrop

### VS. METROSTARS

W, 2-0 May 19, 1996  
 GK Heaney  
 D Chronopoulos  
 D Lalas  
 D Weismann  
 D Burns  
 M Naveda  
 M Woodring  
 M Aunger  
 M Welton (Sawatzky 79)  
 F Keegan  
 F Ukrop

### VS. DALLAS BURN

L, 1-4 June 23, 1996  
 GK Heaney  
 D Chronopoulos  
 D Fraser  
 D Okaroh (Weismann 78)  
 D Wylie  
 M Aunger  
 M Burns  
 M Woodring (Sawatzky 70)  
 M Naveda  
 F Keegan  
 F Welton

### @ COLUMBUS CREW

W, 2-1 (SO) July 11, 1996  
 GK St. Andre  
 D Okaroh  
 D Lips  
 D Fraser  
 D Wylie (Chronopoulos 46)  
 M Aunger  
 M Woodring  
 M Sawatzky  
 M Welton (Tardieu 58)  
 F Keegan  
 F Kerr (Naveda 79)

### VS. METROSTARS

W, 2-1 (SO) August 3, 1996  
 GK St. Andre  
 D Okaroh  
 D Lalas  
 D Fraser  
 D Wylie  
 M Naveda  
 M Woodring (Aunger 75)  
 M Sawatzky  
 M DeBrito  
 F Keegan (Tardieu 75)  
 F Moore

### VS. TAMPA BAY MUTINY

W, 4-2 August 21, 1996  
 GK Heaney  
 D Okaroh  
 D Lalas  
 D Wylie  
 D Fraser  
 M Naveda  
 M Sawatzky (Welton 61)  
 M Aunger  
 M DeBrito (Burns 72)  
 F Moore  
 F Baba

### @ D.C. UNITED

L, 2-3 September 17, 1996  
 GK Heaney  
 D Okaroh  
 D Lalas  
 D Fraser  
 D Burns  
 M Watson  
 M Sawatzky (Naveda 71)  
 M Aunger  
 M DeBrito (Welton 69)  
 F Moore  
 F Baba

### @ METROSTARS

W, 1-0 April 20, 1996  
 GK Heaney  
 D Ibsen  
 D Lalas  
 D Weismann  
 D Burns  
 M Woodring  
 M Aunger (Keegan 78)  
 M DeBrito  
 M Galdieri (Sawatzky 78)  
 F Ukrop  
 F Welton

### VS. COLORADO RAPIDS

W, 3-2 (SO) May 25, 1996  
 GK Heaney  
 D Chronopoulos  
 D Lips  
 D Weismann (Ibsen 86)  
 D Wylie  
 M Naveda  
 M Woodring  
 M Aunger  
 M Welton (Mella 75)  
 F Keegan  
 F Ukrop (St. Andre 3)

### VS. COLUMBUS CREW

L, 1-2 (SO) June 27, 1996  
 GK St. Andre  
 D Chronopoulos (Sawatzky 74)  
 D Lalas  
 D Fraser  
 D Wylie  
 M Aunger  
 M Naveda (Kerr 46)  
 M Burns  
 M Okaroh  
 F Welton  
 F Keegan

### VS. D.C. UNITED

W, 2-1 July 20, 1996  
 GK St. Andre  
 D Okaroh  
 D Lips  
 D Fraser  
 D Wylie  
 M Aunger  
 M Woodring (Naveda 73)  
 M Sawatzky  
 M Welton (DeBrito 35)  
 F Keegan  
 F Kerr (Tardieu 80)

### @ LOS ANGELES GALAXY

L, 0-1 August 8, 1996  
 GK St. Andre  
 D Fraser  
 D Okaroh  
 D Wylie  
 M Naveda  
 M DeBrito (Welton 74)  
 M Woodring (Aunger 74)  
 M Sawatzky  
 F Keegan  
 F Moore

### @ TAMPA BAY MUTINY

L, 1-3 August 31, 1996  
 GK Heaney  
 D Chronopoulos  
 D Lalas (Keegan 59)  
 D Okaroh  
 D Wylie  
 M Naveda  
 M Woodring (Lips 73)  
 M Aunger  
 M Welton  
 F Baba  
 F Moore

### VS. COLUMBUS CREW

L, 0-1 September 21, 1996  
 GK Heaney  
 D Watson  
 D Lalas  
 D Fraser  
 D Burns  
 M Naveda  
 M DeBrito (Sawatzky 74)  
 M Aunger  
 M Welton  
 F Baba (Keegan 60)  
 F Moore

### VS. D.C. UNITED

W, 2-1 (SO) April 27, 1996  
 GK Heaney  
 D Ibsen  
 D Lalas  
 D Burns  
 D Weismann  
 M DeBrito (Sawatzky 65)  
 M Woodring  
 M Aunger  
 M Welton  
 F Galdieri (Keegan 74)  
 F Ukrop

### @ KANSAS CITY WIZARDS

L, 1-2 June 1, 1996  
 GK St. Andre  
 D Chronopoulos  
 D Lalas  
 D Weismann  
 D Burns  
 M Naveda  
 M Woodring (DeBrito 46)  
 M Aunger  
 M Welton  
 F Keegan  
 F Ukrop

### @ D.C. UNITED

L, 1-3 June 30, 1996  
 GK St. Andre  
 D Okaroh  
 D Lalas  
 D Fraser  
 D Wylie  
 M Aunger  
 M Naveda (Sawatzky 58)  
 M Burns (Woodring 45)  
 M Welton (Chronopoulos 80)  
 F Keegan  
 F Kerr

### @ COLORADO RAPIDS

L, 0-2 July 24, 1996  
 GK St. Andre  
 D Okaroh  
 D Lips  
 D Fraser  
 D Wylie  
 M Aunger  
 M Woodring (Welton 64)  
 M DeBrito  
 M Welton (Tardieu 74)  
 F Kerr  
 F Sawatzky

### @ SAN JOSE CLASH

L, 1-6 August 11, 1996  
 GK St. Andre  
 D Okaroh  
 D Fraser  
 D Wylie  
 D Lalas  
 M Naveda (Aunger 52)  
 M Woodring (Baba 65)  
 M DeBrito  
 M Aunger  
 M Moore (Welton 68)  
 F Keegan  
 F Sawatzky

### VS. DALLAS BURN

W, 2-1 September 4, 1996  
 GK Heaney  
 D Fraser  
 D Lalas  
 D Okaroh  
 D Wylie (Burns 74)  
 M Watson  
 M DeBrito  
 M Aunger  
 M Sawatzky (Welton 65)  
 F Moore  
 F Baba (Keegan 85)

### VS. SAN JOSE CLASH

L, 1-2 May 4, 1996  
 GK Heaney  
 D Ibsen (Sawatzky 72)  
 D Lalas  
 D Burns  
 D Chronopoulos  
 M Naveda  
 M Woodring  
 M Aunger  
 M Welton  
 F Galdieri (Keegan 66)  
 F Ukrop

### VS. LOS ANGELES GALAXY

L, 2-3 (SO) June 6, 1996  
 GK Heaney  
 D Chronopoulos (Lips 85)  
 D Lalas  
 D Weismann  
 D Fraser  
 D Burns  
 M Sawatzky  
 M DeBrito (Mella 21)  
 M Naveda (Ukrop 89)  
 F Welton  
 F Keegan

### @ LOS ANGELES GALAXY

W, 1-0 July 4, 1996  
 GK St. Andre  
 D Okaroh  
 D Lalas  
 D Fraser  
 D Wylie  
 M Aunger  
 M Woodring (Lips 89)  
 M Sawatzky  
 M Welton (Chronopoulos 80)  
 F Keegan  
 F Kerr

### @ KANSAS CITY WIZARDS

L, 2-4 July 27, 1996  
 GK St. Andre  
 D Okaroh  
 D Lips  
 D Fraser  
 D Wylie  
 M Aunger  
 M Woodring  
 M Sawatzky  
 M Welton  
 F Keegan  
 F Moore

### @ METROSTARS

W, 2-0 August 14, 1996  
 GK Heaney  
 D Chronopoulos (Welton 64)  
 D Lips  
 D Fraser  
 D Wylie  
 M Naveda  
 M DeBrito  
 M Aunger  
 M Sawatzky  
 F Keegan (Baba 74)  
 F Moore

### @ DALLAS BURN

W, 2-0 September 7, 1996  
 GK Heaney  
 D Fraser  
 D Lalas  
 D Okaroh  
 D Wylie (Burns 45)  
 M Aunger  
 M Watson  
 M Sawatzky  
 M DeBrito  
 F Moore  
 F Baba (Keegan 80)

### @ COLUMBUS CREW

L, 2-3 May 11, 1996  
 GK Heaney  
 D Weismann  
 D Lalas  
 D Burns  
 D Chronopoulos  
 M Naveda (Sawatzky 81)  
 M Woodring (DeBrito 71)  
 M Aunger  
 M Welton  
 F Keegan (Vuckovic 76)  
 F Ukrop

### VS. KANSAS CITY WIZARD

W, 2-1 (SO) June 15, 1996  
 GK Heaney  
 D Chronopoulos  
 D Weismann  
 D Fraser  
 D Wylie  
 M Aunger  
 M Naveda  
 M Mella (Ibsen 73)  
 M Sawatzky  
 F Welton  
 F Keegan

### @ SAN JOSE CLASH

W, 2-1 (SO) July 6, 1996  
 GK St. Andre  
 D Okaroh  
 D Lalas  
 D Fraser  
 D Wylie  
 M Aunger  
 M Woodring  
 M Sawatzky  
 M Welton  
 F Keegan (Naveda 82)  
 F Kerr

### VS. SAN JOSE CLASH

W, 2-0 July 31, 1996  
 GK St. Andre  
 D Okaroh  
 D Lalas  
 D Fraser  
 D Wylie  
 M Naveda  
 M Woodring (Baba 68)  
 M Sawatzky  
 M DeBrito  
 F Keegan (Tardieu 87)  
 F Moore

### VS. COLORADO RAPIDS

W, 2-0 August 16, 1996  
 GK Heaney  
 D Fraser  
 D Lalas  
 D Wylie  
 D Okaroh  
 M Naveda  
 M Sawatzky (Welton 70)  
 M Aunger  
 M Baba (Chronopoulos 88)  
 F Moore  
 F DeBrito

### VS. TAMPA BAY MUTINY

L, 1-2 September 12, 1996  
 GK Heaney  
 D Okaroh  
 D Lalas  
 D Wylie (Naveda 55)  
 D Fraser  
 M Burns  
 M Sawatzky  
 M DeBrito (Welton 53)  
 M Aunger  
 F Moore  
 F Baba

## 1996 BOX SCORES

### New England Revolution 2 at Tampa Bay Mutiny 3

April 13 at Tampa Stadium (Tampa, Fla.) Alt: 26,473

**Scoring** - NE - Ukrop (Lalas, Melo) 20; Ukrop (Woodring) 71.

TBM - Lassier (Pittman) 25; McKinley (Vasquez) 53; Pittman (Valderrama) 65.

	Shots	Saves	Fouls	Offside	Corners
NE	10	5	17	6	3
TBM	16	2	22	0	5

### New England Revolution 1 at MetroStars 0

April 20 at Giants Stadium (East Rutherford, N.J.) Alt: 46,826

**Scoring** - NE - own goal (Caricola) 87.

MET - none.

	Shots	Saves	Fouls	Offside	Corners
NE	11	8	13	2	3
MET	13	4	15	3	6

### D.C. United 1 at New England Revolution 2 (SO)

April 27 at Foxboro Stadium (Foxborough, Mass.) Alt: 32,864

**Scoring** - DC - Diaz Arce (Kelderman, Williams) 69.

NE - Aunger (penalty kick) 78.

	Shots	Saves	Fouls	Offside	Corners
DC	16	8	19	0	4
NE	11	10	14	8	4

### San Jose Clash 2 at New England Revolution 1

May 4 at Foxboro Stadium (Foxborough, Mass.) Alt: 16,334

**Scoring** - SJ - Wynalda (Iroha) 23; Bravo (Mella, Dayak) 70.

NE - Aunger (penalty kick) 86.

	Shots	Saves	Fouls	Offside	Corners
SJ	4	2	13	4	2
NE	17	0	18	5	3

### New England Revolution 2 at Columbus Crew 3

May 11 at Ohio Stadium (Columbus, Ohio) Alt: 24,750

**Scoring** - NE - Melo (Keegan) 18; Naveda (Keegan, Ukrop) 34.

CLB - McBride (penalty kick) 48; Marino (unassisted) 87; McBride (Clark) 89.

	Shots	Saves	Fouls	Offside	Corners
NE	13	8	17	5	1
CLB	25	6	6	8	7

### MetroStars 0 at New England Revolution 2

May 19 at Foxboro Stadium (Foxborough, Mass.) Alt: 20,131

**Scoring** - MET - None.

NE - Naveda (unassisted) 9; Keegan (Melo) 18.

	Shots	Saves	Fouls	Offside	Corners
MET	9	3	21	7	5
NE	13	6	21	2	5

### Colorado Rapids 2 at New England Revolution 2 (SO)

May 25 at Arrowhead Stadium (Kansas City, Mo.) Alt: 14,323

**Scoring** - COL - Wegerle (Sharpe, Bartlett) 76; Harbor (C. Henderson) 88.

NE - Naveda (unassisted) 47; Aunger (penalty kick) 68.

	Shots	Saves	Fouls	Offside	Corners
COL	16	1	13	4	7
NE	7	6	8	7	3

### New England Revolution 1 at Kansas City Wiz 2

June 1 at Arrowhead Stadium (Kansas City, Mo.) Alt: 17,808

**Scoring** - NE - Keegan (Melo, Naveda) 19.

KC - Preki (Uderitz) 80; Johnston (Preki) 89.

	Shots	Saves	Fouls	Offside	Corners
NE	8	4	16	5	3
KC	14	3	12	1	7

### Los Angeles Galaxy 3 at New England Revolution 2 (SO)

June 6 at Foxboro Stadium (Foxborough, Mass.) Alt: 20,236

**Scoring** - LA - Jones (unassisted) 39; Semoli (unassisted) 86.

NE - Naveda (Melo) 72; Burns (unassisted) 78.

	Shots	Saves	Fouls	Offside	Corners
LA	10	8	9	1	4
NE	17	3	11	0	6

### Kansas City Wiz 1 at New England Revolution 2 (SO)

June 15 at Foxboro Stadium (Foxborough, Mass.) Alt: 21,407

**Scoring** - KC - Preki (unassisted) 75.

NE - Keegan (Sawatzky) 50.

	Shots	Saves	Fouls	Offside	Corners
KC	11	4	9	6	2
NE	9	4	13	1	1

### Dallas Burn 4 at New England Revolution 1

June 23 at Foxboro Stadium (Foxborough, Mass.) Alt: 17,066

**Scoring** - DAL - Lozzano (Sonora) 36; Farrer (unassisted) 48; Santel

(Alvarez) 60; Haynes (Sonora) 89.

NE - Keegan (Aunger) 27.

	Shots	Saves	Fouls	Offside	Corners
DAL	12	6	10	1	7
NE	10	3	17	6	6

### Columbus Crew 2 at New England Revolution 1 (SO)

June 27 at Foxboro Stadium (Foxborough, Mass.) Alt: 15,209

**Scoring** - CLB - Marino (Calliguri) 20.

NE - Melo (Sawatzky, Aunger) 77.

	Shots	Saves	Fouls	Offside	Corners
CLB	10	4	16	2	11
NE	9	4	22	2	5

### New England Revolution 1 at D.C. United 3

June 30 at RFK Stadium (Washington, D.C.) Alt: 19,355

**Scoring** - NE - Naveda (St. Andre) 38.

DC - Rammel (unassisted) 1; Diaz Arce (Harkes) 46; Harkes (unassisted) 89.

	Shots	Saves	Fouls	Offside	Corners
NE	9	6	11	4	2
DC	18	3	8	4	8

### New England Revolution 1 at Los Angeles Galaxy 0

July 4 at Rose Bowl (Los Angeles, Calif.) Alt: 62,703

**Scoring** - NE - Kerr (Sawatzky, Melo) 24.

LA - None.

	Shots	Saves	Fouls	Offside	Corners
NE	13	5	20	4	4
LA	18	4	6	3	12

### New England Revolution 2 at San Jose Clash 1 (SO)

July 6 at Spartan Stadium (San Jose, Calif.) Alt: 18,813

**Scoring** - NE - Kerr (Woodring) 66.

SJ - Wynalda (Doyle, Iroha) 60.

	Shots	Saves	Fouls	Offside	Corners
NE	14	3	18	1	5
SJ	7	1	14	1	7

### New England Revolution 2 at Columbus Crew 1 (SO)

July 11 at Ohio Stadium (Columbus, Ohio) Alt: 13,751

**Scoring** - NE - Chronopoulos (Woodring) 78.

CLB - Calliguri (unassisted) 25.

	Shots	Saves	Fouls	Offside	Corners
NE	6	6	13	1	3
CLB	15	2	13	3	8



## D.C. United 0 at New England Revolution 2

July 20 at Foxboro Stadium (Foxborough, Mass.)

Att: 18,347

Scoring - DC - None.

NE - Sawatzky (Kerr) 54; Sawatzky (Keegan) 77.

	Shots	Saves	Fouls	Offside	Corners
DC	7	3	11	3	1
NE	11	0	24	9	1

## New England Revolution 0 at Colorado Rapids 2

July 24 at Mile High Stadium (Denver, Colo.)

Att: 6,236

Scoring - NE - None.

COL - Benedetti (Harbor) 59; Bartlett (C. Henderson) 73.

	Shots	Saves	Fouls	Offside	Corners
NE	11	2	8	4	7
COL	7	4	6	5	9

## New England Revolution 2 at Kansas City Wiz 4

July 27 at Arrowhead Stadium (Kansas City, Mo.)

Att: 11,555

Scoring - NE - Woodring (Melo) 15; Sawatzky (unassisted) 41.

KC - Takawira (Preki, Sorber) 12; Takawira (Sorber, Preki) 35; Chung (Klopas) 44; Preki (Takawira) 49.

	Shots	Saves	Fouls	Offside	Corners
NE	13	1	25	2	6
KC	15	2	18	1	3

## San Jose Clash 0 at New England Revolution 2

July 31 at Foxboro Stadium (Foxborough, Mass.)

Att: 12,871

Scoring - SJ - None.

NE - Moore (Naveda) 48; Moore (Naveda, DeBrito) 67.

	Shots	Saves	Fouls	Offside	Corners
SJ	7	2	13	3	3
NE	14	3	15	2	3

## MetroStars 1 at New England Revolution 2 (SO)

August 3 at Foxboro Stadium (Foxborough, Mass.)

Att: 20,162

Scoring - MET - Donadoni (unassisted) 54.

NE - Moore (DeBrito, Naveda) 42.

	Shots	Saves	Fouls	Offside	Corners
MET	7	0	18	4	3
NE	4	4	21	6	2

## New England Revolution 0 at Los Angeles Galaxy 1

August 8 at Rose Bowl (Los Angeles, Calif.)

Att: 10,251

Scoring - NE - None.

LA - Hurtado (Jones) 80.

	Shots	Saves	Fouls	Offside	Corners
NE	7	4	13	4	3
LA	15	1	10	1	9

## New England Revolution 1 at San Jose Clash 6

August 11 at Spartan Stadium (San Jose, Calif.)

Att: 12,099

Scoring - NE - Moore (Naveda, Wylie) 8.

SJ - Dayak (Doyle) 31; Espinoza (Rodas) 48; Doyle (Lewis) 62; Dayak (Wynalda, Doyle) 70; Rodas (unassisted) 81; Espinoza (Wynalda) 84.

	Shots	Saves	Fouls	Offside	Corners
NE	15	4	15	0	2
SJ	20	4	19	9	6

## New England Revolution 0 at MetroStars 4

August 14 at Giants Stadium (East Rutherford, N.J.)

Att: 20,711

Scoring - NE - None.

MET - Wood (Donadoni) 12; Johnson (unassisted) 17; Johnson (De Avila) 73; De Avila (Ramos) 81.

	Shots	Saves	Fouls	Offside	Corners
NE	17	3	13	6	5
MET	11	9	6	1	4

## Colorado Rapids 0 at New England Revolution 2

August 16 at Foxboro Stadium (Foxborough, Mass.)

Att: 14,103

Scoring - COL - None.

NE - Moore (Naveda) 28; Moore (Naveda) 89.

	Shots	Saves	Fouls	Offside	Corners
COL	10	4	17	7	5
NE	20	4	19	7	4

## Tampa Bay Mutiny 2 at New England Revolution 4

August 21 at Foxboro Stadium (Foxborough, Mass.)

Att: 18,764

Scoring - TBM - Galderisi (unassisted) 18; Vasquez (unassisted) 51.

NE - Naveda (unassisted) 23; Lalas (DeBrito, Wylie) 44; Moore (penalty kick) 79; Melo (Burns) 88.

	Shots	Saves	Fouls	Offside	Corners
TBM	14	6	13	4	6
NE	20	6	17	2	5

## New England Revolution 1 at Tampa Bay Mutiny 3

August 31 at Tampa Stadium (Tampa, Fla.)

Att: 8,128

Scoring - NE - Baba (unassisted) 73.

TBM - Lassiter (Galderisi) 26; Ralston (unassisted) 46; Hunjak (Galderisi) 58.

	Shots	Saves	Fouls	Offside	Corners
NE	12	6	15	2	5
TBM	18	3	16	5	8

## Dallas Burn 1 at New England Revolution 2

September 4 at Foxboro Stadium (Foxborough, Mass.)

Att: 12,933

Scoring - DAL - Eck (Kreis, Elliott) 74.

NE - Watson (Sawatzky, Moore) 35; Moore (penalty kick) 78.

	Shots	Saves	Fouls	Offside	Corners
DAL	9	2	20	3	2
NE	9	3	19	1	5

## New England Revolution 2 at Dallas Burn 0

September 7 at Cotton Bowl (Dallas, Texas)

Att: 18,582

Scoring - NE - Sawatzky (DeBrito, Baba) 19; Baba (Aunger, Fraser) 43.

DAL - None.

	Shots	Saves	Fouls	Offside	Corners
NE	7	14	20	4	2
DAL	21	3	13	1	11

## Tampa Bay Mutiny 2 at New England Revolution 1

September 12 at Foxboro Stadium (Foxborough, Mass.)

Att: 11,009

Scoring - TBM - Lassiter (penalty kick) 25; Vasquez (unassisted) 74.

NE - Moore (Baba, Sawatzky) 61.

	Shots	Saves	Fouls	Offside	Corners
TBM	12	1	23	1	5
NE	16	6	18	0	8

## New England Revolution 2 at D.C. United 3

September 17 at RFK Stadium (Washington, D.C.)

Att: 7,360

Scoring - NE - Moore (penalty kick) 39; Moore (unassisted) 78.

DC - Pope (Etcheverry) 58; Diaz Arce (Moreno) 62; Diaz Arce (Moreno, Etcheverry) 89.

	Shots	Saves	Fouls	Offside	Corners
NE	5	5	12	6	5
DC	15	1	17	4	16

## Columbus Crew 1 at New England Revolution 0

September 21 at Foxboro Stadium (Foxborough, Mass.)

Att: 38,633

Scoring - CLB - McBride (Maisonrouve) 37.

NE - None.

	Shots	Saves	Fouls	Offside	Corners
CLB	10	11	20	2	3
NE	24	4	11	3	10





© 2000 Gatorade, Inc. GATORADE, IS IT IN YOU? and the GATORADE logo are trademarks of Gatorade, Inc. All other trademarks are the property of their respective owners.

# Gatorade

4th quarter. 9th inning. 2nd half.  
Fueled by Gatorade® for over 40 years.

Tested in the lab. Proven on the field. **is it in you?**

# discover.

# *satisfaction*

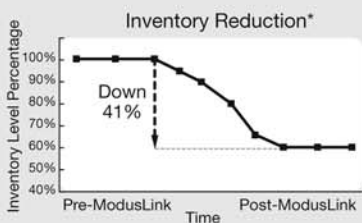


With strategic supply chain execution from **ModusLink**.

ModusLink is a leading provider of global supply chain management solutions with more than 20 years of experience helping technology companies compete more effectively.

Wouldn't you be *satisfied*...

- if you discovered **SPEED** to bring your products to market more quickly
- if you discovered **SAVINGS** by reducing inventory excess and obsolescence
- if you discovered **EFFICIENCY** by using the right tools and technology



\* Actual client results

Contact us today . . .  
and discover the satisfaction.

# ModusLink

moduslink\_marketing@moduslink.com ■ 781-663-5000

[www.moduslink.com/discover](http://www.moduslink.com/discover)

# Elevate your game.

## Eleva tu jugada.

At the job or on the field, you need the right tools to demonstrate how powerful you are. We engineer innovative power tools that feel better to use. When you feel better it presents the opportunity to out perform your competition. And when the job is done, you'll still have energy to do the things you are passionate about. We understand your passions and you can trust Makita to help you elevate your game.

En el trabajo o en la cancha, necesitas las herramientas adecuadas para demostrar todo tu potencial. Nuestra ingeniería te ofrece innovadoras herramientas industriales que te sientas a gusto de usar. Cuando te sientes así tienes la oportunidad de desempeñarte a un nivel competitivo. Y cuando haz terminado tu labor, todavía tendrás energía para hacer las cosas que te apasionan. Nosotros entendemos esa pasión y tu puedes confiar en Makita para elevar tu jugada.



## Makita

Official Power Tool  
La Herramienta Oficial



[makitatools.com](http://makitatools.com)

# FÚTBOL ES FÚTBOL



## CALIDAD ES CALIDAD



### *AUTO PARTS*

# PURA CALIDAD



PATROCINADOR OFICIAL



Copyright 2007 by National Association of Manufacturers and the United Soccer Coaches Association. All rights reserved. All Major League Soccer trademarks and copyrights used by permission. All rights reserved.

NEW ENGLAND REVOLUTION

REVUS-DE



**PRIDE AND PASSION**

# TEAM RECORDS



## AWARDS AND HONORS

### REVOLUTION HONDA MOST VALUABLE PLAYER

1996	Joe-Max Moore
1997	Walter Zenga
1998	Joe-Max Moore
1999	Joe-Max Moore
2000	Wolde Harris
2001	Andy Williams
2002	Taylor Twellman
2003	Taylor Twellman
2004	Steve Ralston
2005	Shalrie Joseph
2006	Matt Reis
2007	Taylor Twellman

### REVOLUTION SCORING CHAMPION (1996-2004)

1996	Joe-Max Moore
1997	Alberto Naveda
1998	Raul Diaz Arce
1999	Joe-Max Moore
2000	Wolde Harris
2001	Caté
2002	Taylor Twellman
2003	Taylor Twellman
2004	Pat Noonan

### REVOLUTION GOLDEN BOOT (2005-PRESENT)

2005	Taylor Twellman
2006	Taylor Twellman
2007	Taylor Twellman

### REVOLUTION DEFENDER PLAYER OF THE YEAR

1996	Francis Okaroh
1997	Francis Okaroh
1998	Mike Burns
1999	Dan Calichman
2000	Rusty Pierce
2001	Mauricio Wright
2002	Joe Franchino
2003	Adin Brown
2004	Matt Reis
2005	Michael Parkhurst
2006	Shalrie Joseph
2007	Michael Parkhurst

### REVOLUTION HUMANITARIAN OF THE YEAR

2000	Jeff Causey
2001	Jeff Causey
2002	Brian Kamler
2003	Brian Kamler
2004	Brian Kamler
2005	Matt Reis
2006	Michael Parkhurst
2007	Michael Parkhurst

### MIDNIGHT RIDERS' MAN OF THE YEAR

1996	Alberto Naveda
1997	Walter Zenga
1998	Edwin Gorter
1999	Dan Calichman
2000	Rusty Pierce
2001	Caté
2002	Taylor Twellman
2003	Taylor Twellman
2004	Clint Dempsey
2005	Taylor Twellman
2006	Andy Dorman
2007	Taylor Twellman

### MLS MOST VALUABLE PLAYER

2002	Taylor Twellman (Finalist)
2005	Taylor Twellman

### MLS SCORING CHAMPION (1996-2004)

2002	Taylor Twellman (23 goals, 6 assists)
2004	Pat Noonan (co-winner, 11 goals, 8 assists)

### MLS GOLDEN BOOT (2005-PRESENT)

2005	Taylor Twellman (17 goals)
------	----------------------------

### MLS GOALKEEPER OF THE YEAR

1997	Walter Zenga (Finalist)
2005	Matt Reis (Finalist)
2006	Matt Reis (Finalist)
2007	Matt Reis (Finalist)

### MLS COACH OF THE YEAR

2002	Steve Nicol
2005	Steve Nicol (Finalist)

### MLS ROOKIE OF THE YEAR

2003	Pat Noonan (Finalist)
2004	Clint Dempsey
2005	Michael Parkhurst
2007	Adam Cristman (Finalist)

### MLS HUMANITARIAN OF THE YEAR

2006	Michael Parkhurst
------	-------------------

### MLS FAIR PLAY AWARD (INDIVIDUAL)

2006	Steve Ralston (Finalist)
2007	Michael Parkhurst

### MLS FAIR PLAY AWARD (TEAM)

2003	New England Revolution
------	------------------------

### MLS PLAY OF THE YEAR

2002	Taylor Twellman
2003	Adin Brown (Finalist)

### MLS GOAL OF THE YEAR

2002	Taylor Twellman (Finalist)
2003	Joe Franchino (Finalist)
2004	Steve Ralston (Finalist)
2005	Clint Dempsey (Finalist)
2007	Michael Parkhurst (Finalist)

*Finalist: one of three finalists for the award, but not the award recipient*



## MLS "BEST XI" SELECTIONS

2002	Steve Ralston
	Taylor Twellman
2005	Clint Dempsey
	Shalrie Joseph
	Taylor Twellman
2006	Clint Dempsey
2007	Shalrie Joseph
	Michael Parkhurst

## MLS ALL-STARS

1996	Alexi Lalas
	Welton
1997	Ted Chronopoulos
	Alexi Lalas
	Walter Zenga
1998	Mike Burns
	Raul Diaz Arce
1999	John Harkes
	Joe-Max Moore
	Walter Zenga
2000	John Harkes
2001	Caté
2002	Carlos Llamasa (Team USA)
	Steve Ralston (MLS)
	Jurgen Sommer (Team USA)
	Taylor Twellman (MLS)
2003	Taylor Twellman
2004	Clint Dempsey
	Shalrie Joseph
	Pat Noonan
	Steve Ralston
2005	Clint Dempsey
	Shalrie Joseph
	Pat Noonan
	Michael Parkhurst
	Matt Reis
	Taylor Twellman
2006	Clint Dempsey
	Shalrie Joseph
	Matt Reis
	Taylor Twellman
2007	Shalrie Joseph
	Michael Parkhurst
	Steve Ralston
	Matt Reis
	Taylor Twellman

## MLS ALL-STAR GAME MVP

2005	Taylor Twellman
------	-----------------

## MLS PLAYER OF THE MONTH

1997	Walter Zenga (September)
2002	Taylor Twellman (May)
2003	Pat Noonan (October)
2005	Clint Dempsey (April)
	Taylor Twellman (September)

## MLS PLAYER OF THE WEEK

1996	Joe-Max Moore (Week 18)
1997	Chiquinho Conde (Week 10)
	Alberto Naveda (Week 11)
1999	Ivan McKinley (Week 6)
	Giovanni Savarese (Week 11, Week 26)
	Joe-Max Moore (Week 14)
2000	Imad Baba (Week 5)
	Ted Chronopoulos (Week 11)
	Jamar Beasley (Week 13)
	Wolde Harris (Week 19)
2001	Caté (Week 7)
2002	Taylor Twellman (Week 8, Week 25)
2003	Taylor Twellman (Week 7)
	Brian Kamler (Week 8)
	Chris Brown (Week 22)
	Pat Noonan (Week 24, Week 30)
2004	Pat Noonan (Week 10)
2005	Clint Dempsey (Week 4)
	Pat Noonan (Week 13)
	Taylor Twellman (Week 16, Week 22, Week 24)
2006	Clint Dempsey (Week 14)
2007	Taylor Twellman (Week 6)

## MLS GOAL OF THE WEEK

2004	Joe Franchino (Week 5 at LA)
	Steve Ralston (Week 15 at CHI)
	Steve Ralston (Week 29 vs. COL)
2005	Clint Dempsey (Week 5 vs. CHI)
	Taylor Twellman (Week 1 vs. SJ)
	Taylor Twellman (Week 24 vs. CLB)
2006	Clint Dempsey (Week 28 at D.C.)
2007	Taylor Twellman (Week 4 at FCD)
	Taylor Twellman (Week 24 at DC)



Taylor Twellman (right) with ESPN's Rob Stone after earning MVP honors at the 2005 MLS All-Star game against Fulham FC.

## REVOLUTION CLUB RECORDS

### GAMES PLAYED

PLAYER	GP
Jay Heaps	188
Joe Franchino	161
Steve Ralston	160
Taylor Twellman	156
Ted Chronopoulos	144
Shalrie Joseph	135
Matt Reis	122
Pat Noonan	119
Andy Dorman	112
Mike Burns	108

### GAMES STARTED

PLAYER	GS
Jay Heaps	183
Steve Ralston	159
Joe Franchino	155
Taylor Twellman	151
Ted Chronopoulos	140
Shalrie Joseph	134
Matt Reis	121
Pat Noonan	100
Mike Burns	99
Rusty Pierce	98

### MINUTES PLAYED

PLAYER	MIN
Jay Heaps	16749
Steve Ralston	14385
Taylor Twellman	13726
Joe Franchino	13683
Ted Chronopoulos	12228
Shalrie Joseph	11983
Matt Reis	10939
Mike Burns	9055
Rusty Pierce	8806
Pat Noonan	8623

### GOALS

PLAYER	GP	G
Taylor Twellman	156	91
Joe-Max Moore	96	41
Pat Noonan	119	37
Steve Ralston	160	27
Clint Dempsey	71	25
Wolde Harris	91	24
Imad Baba	102	23
Raul Diaz Arce	32	18
Andy Dorman	112	17
Ted Chronopoulos	144	16

### ASSISTS

PLAYER	GP	A
Steve Ralston	160	59
Joe-Max	96	35
Pat Noonan	119	29
Jose Cancela	84	27
Taylor Twellman	156	26
Jay Heaps	188	21
Imad Baba	102	19
Andy Dorman	112	18
Joe Franchino	161	16
Shalrie Joseph	135	16

### SHOTS

PLAYER	GP	SHT
Taylor Twellman	156	510
Joe-Max Moore	96	247
Pat Noonan	119	234
Wolde Harris	91	211
Imad Baba	102	200
Clint Dempsey	71	174
Steve Ralston	160	166
Shalrie Joseph	135	164
Andy Dorman	112	135
Alberto Naveda	54	13

### SHOTS ON GOAL

PLAYER	GP	SOG
Taylor Twellman	156	292
Joe-Max Moore	96	127
Pat Noonan	119	119
Wolde Harris	91	105
Imad Baba	102	101
Steve Ralston	160	85
Clint Dempsey	71	83
Andy Dorman	112	74
Alberto Naveda	54	73
Johnny Torres	88	67

### FOULS COMMITTED

PLAYER	GP	FC
Joe Franchino	161	270
Shalrie Joseph	135	268
Jay Heaps	188	254
Taylor Twellman	156	204
Rusty Pierce	101	184
Ted Chronopoulos	144	182
Wolde Harris	91	139
Clint Dempsey	71	137
Joe-Max Moore	96	136
Imad Baba	102	133
Mike Burns	108	133

### FOULS SUFFERED

PLAYER	GP	FS
Taylor Twellman	156	330
Jose Cancela	84	263
Shalrie Joseph	135	238
Jay Heaps	188	230
Clint Dempsey	71	201
Joe-Max Moore	96	184
Pat Noonan	119	181
Ted Chronopoulos	144	177
Joe Franchino	161	171
Steve Ralston	160	171

### CAUTIONS (YELLOW)

PLAYER	GP	C
Joe Franchino	161	45
Jay Heaps	188	40
Shalrie Joseph	135	27
Rusty Pierce	101	27
Ted Chronopoulos	144	22
Ivan McKinley	77	21
Clint Dempsey	71	18
Mike Burns	108	16
Avery John	64	16
Andy Dorman	112	14

### EJECTIONS (RED CARDS)

PLAYER	GP	E
Ivan McKinley	77	4
Ted Chronopoulos	144	2
Joe Franchino	161	2
Daniel Hernandez	42	2
Shalrie Joseph	135	2
Brian Kamler	66	2

### CORNER KICKS

PLAYER	GP	CK
Steve Ralston	160	346
Jose Cancela	84	330
Joe-Max Moore	96	209
Imad Baba	102	158
Andy Dorman	112	119
Alberto Naveda	54	108
John Harkes	55	94
Cale	22	70
Edwin Gorter	34	62
Mauricio Ramos	21	57

### OFFSIDES

PLAYER	GP	OFF
Taylor Twellman	156	158
Pat Noonan	119	82
Wolde Harris	91	68
Joe-Max Moore	96	64
Johnny Torres	88	55
Raul Diaz Arce	32	44
Imad Baba	102	33
William Sunsing	48	33
Paul Keegan	84	32
Ted Chronopoulos	144	31

### GAME-WINNING GOALS

PLAYER	GP	GWG
Taylor Twellman	156	26
Joe-Max Moore	96	13
Clint Dempsey	71	8
Pat Noonan	119	8
Ted Chronopoulos	144	6
Wolde Harris	91	6
Steve Ralston	160	6
Imad Baba	102	5
Shalrie Joseph	135	4
Brian Kamler	66	4

### GAME-WINNING ASSISTS

PLAYER	GP	GWA
Steve Ralston	160	14
Jose Cancela	84	8
Shalrie Joseph	135	8
Mike Burns	108	7
Imad Baba	102	6
Clint Dempsey	71	5
Andy Dorman	112	5
Jay Heaps	188	5
Pat Noonan	119	5
Taylor Twellman	156	5

### HAT TRICKS

PLAYER	GP	HT
Taylor Twellman	156	3
Pat Noonan	119	2
Chris Brown	3	1
Alberto Naveda	54	1





## MULTI-GOAL GAMES

PLAYER	GP	GMS
Taylor Twellman	156	15
Joe-Max Moore	96	8
Pat Noonan	119	6
Ted Chronopoulos	144	4
Raul Diaz Arce	32	3
Imad Baba	102	2
Chiquinho Conde	17	2
Wolde Harris	91	2
Shalrie Joseph	135	2
Steve Ralston	160	2
Giovanni Savarese	27	2

## PENALTY-KICK GOALS

PLAYER	GP	PKG
Shalrie Joseph	135	6
Joe-Max Moore	96	6
Cate	22	5
Imad Baba	102	4
Steve Ralston	160	4
Geoff Auger	29	3
Jose Cancela	84	3
Raul Diaz Arce	32	3
Taylor Twellman	156	3

5 players tied with 1

## GOALS PER GAME

PLAYER	GP	GOALS	AVG.
Taylor Twellman	156	91	0.58
Joe-Max Moore	96	41	0.43
Clint Dempsey	71	25	0.35
Pat Noonan	119	37	0.31
Wolde Harris	91	24	0.26
Imad Baba	102	23	0.23
Steve Ralston	160	27	0.17

Minimum: 20 goals

## ASSISTS PER GAME

PLAYER	GP	ASTS	AVG.
Steve Ralston	160	59	0.37
Joe-Max Moore	96	35	0.36
Jose Cancela	84	27	0.32
Pat Noonan	119	29	0.24
Taylor Twellman	156	26	0.17
Jay Heaps	188	21	0.11

Minimum: 20 assists

## GOALS PER 90 MIN.

PLAYER	MIN	GOALS	AVG.
Taylor Twellman	13726	91	0.60
Joe-Max Moore	8132	41	0.45
Pat Noonan	8623	37	0.39
Clint Dempsey	6208	25	0.36
Wolde Harris	6197	24	0.35
Imad Baba	8227	23	0.25
Steve Ralston	14385	27	0.17

## ASSISTS PER 90 MIN.

PLAYER	MIN	ASTS	AVG.
Jose Cancela	6129	27	0.40
Jose Cancela	6129	27	0.40
Joe-Max Moore	8132	35	0.39
Steve Ralston	14385	59	0.37
Pat Noonan	8623	29	0.30
Taylor Twellman	13726	26	0.17
Jay Heaps	16749	21	0.11

## GOALS AGAINST AVG.

PLAYER	GP	MIN	SHT	SVS	GA	GAA	W-L-T	SHO
Matt Reis	122	10937	640	485	155	1.28	50-36-36	33
Adin Brown	48	4392	274	206	68	1.39	21-15-11	10
Walter Zenga	47	4105	241	168	73	1.60	20-20-0	8
Jeff Causey	64	4814	299	207	92	1.72	21-32-8	5

Minimum: 3500 minutes played

## SCORING PCT.

PLAYER	GP	SH	G	PCT
Taylor Twellman	156	510	91	17.8
Joe-Max Moore	96	247	41	16.6
Steve Ralston	160	166	27	16.3
Pat Noonan	119	234	37	15.8
Clint Dempsey	71	174	25	14.4
Imad Baba	102	200	23	11.5
Wolde Harris	91	211	24	11.4

Minimum: 20 goals

## SHOTS ON GOAL PCT.

PLAYER	GP	SH	SOG	PCT
Taylor Twellman	156	510	292	57.3
Joe-Max Moore	96	247	127	51.4
Steve Ralston	160	166	85	51.2
Pat Noonan	119	234	119	50.9
Imad Baba	102	200	101	50.5
Wolde Harris	91	211	105	49.8
Clint Dempsey	71	174	83	47.7

Minimum: 75 shots on goal

## GAMES PLAYED IN GOAL

PLAYER	GP
Matt Reis	122
Jeff Causey	64
Adin Brown	48
Walter Zenga	47
Juergen Sommer	33
Ian Feuer	26
Aidan Heaney	19
Jim St. Andre	15
Jose Fernandez	7
Scott Coufal	4

## GAMES STARTED IN GOAL

PLAYER	GS
Matt Reis	121
Jeff Causey	50
Adin Brown	48
Walter Zenga	47
Juergen Sommer	33
Ian Feuer	26
Aidan Heaney	18
Jim St. Andre	14
Jose Fernandez	7
Scott Coufal	4

## MINUTES PLAYED IN GOAL

PLAYER	MIN
Matt Reis	10937
Jeff Causey	4814
Adin Brown	4392
Walter Zenga	4105
Juergen Sommer	2978
Ian Feuer	2336
Aidan Heaney	1534
Jim St. Andre	1346
Jose Fernandez	578
Scott Coufal	360

## WINS

PLAYER	GP	WON
Matt Reis	122	50
Adin Brown	48	21
Jeff Causey	64	21
Walter Zenga	47	20
Juergen Sommer	33	11
Ian Feuer	26	8
Aidan Heaney	19	8
Jim St. Andre	15	7
Jose Fernandez	7	1
Doug Warren	2	1

## LOSSES

PLAYER	GP	LOST
Matt Reis	122	36
Jeff Causey	64	32
Walter Zenga	47	20
Juergen Sommer	33	19
Adin Brown	48	15
Ian Feuer	26	15
Aidan Heaney	19	9
Jim St. Andre	15	8
Scott Coufal	4	4
Jose Fernandez	7	3

## SAVES

PLAYER	GP	SVS
Matt Reis	122	485
Jeff Causey	64	207
Adin Brown	48	206
Walter Zenga	47	168
Juergen Sommer	33	143
Ian Feuer	26	112
Aidan Heaney	19	93
Jim St. Andre	15	57
Jose Fernandez	7	30
Scott Coufal	4	17

## SHUTOUTS

PLAYER	GP	SHO
Matt Reis	122	33
Adin Brown	48	10
Walter Zenga	47	8
Jeff Causey	64	5
Ian Feuer	26	5
Juergen Sommer	33	5
Aidan Heaney	19	4
Jim St. Andre	15	2
Scott Coufal	4	1
Jose Fernandez	7	1

## WINNING PCT.

PLAYER	GP	W	L	T	PCT
Adin Brown	48	21	15	11	.564
Matt Reis	122	50	36	36	.557
Walter Zenga	47	20	20	0	.500
Jeff Causey	64	21	32	8	.410

Minimum: 20 wins

## SAVES PERCENTAGE

PLAYER	GP	SVS	SOG	PCT
Matt Reis	122	485	670	72.4
Adin Brown	48	206	289	71.3
Walter Zenga	47	168	253	66.4
Jeff Causey	64	207	327	63.3

Minimum: 150 saves



## REVOLUTION ANNUAL LEADERS

### GAMES PLAYED

1996	Geoff Auger	29
	Welton	29
1997	Mike Burns	32
1998	Raul Diaz Arce	32
1999	Ted Chronopoulos	31
2000	Wolde Harris	31
2001	Mauricio Wright	24
2002	Taylor Twellman	28
	Leo Cullen	28
2003	Jay Heaps	28
	Shalrie Joseph	28
	Brian Kamler	28
	Pat Noonan	28
2004	Steve Ralston	30
2005	Michael Parkhurst	32
2006	Andy Dorman	32
	Matt Reis	32
	Taylor Twellman	32
2007	Andy Dorman	30
	Matt Reis	30

### GAMES STARTED

1996	Geoff Auger	26
1997	Mike Burns	32
1998	Raul Diaz Arce	32
1999	Ted Chronopoulos	31
2000	Wolde Harris	31
2001	Mauricio Wright	24
2002	Steve Ralston	27
	Leo Cullen	27
2003	Jay Heaps	28
	Brian Kamler	28
2004	Steve Ralston	30
2005	Michael Parkhurst	32
2006	Andy Dorman	32
	Matt Reis	32
	Taylor Twellman	32
2007	Matt Reis	30

### MINUTES PLAYED

1996	Alexi Lalas	2218
1997	Mike Burns	2880
1998	Raul Diaz Arce	2878
1999	Ted Chronopoulos	2710
2000	Wolde Harris	2640
2001	Mauricio Wright	2156
2002	Steve Ralston	2460
2003	Jay Heaps	2579
2004	Steve Ralston	2700
2005	Michael Parkhurst	2880
2006	Matt Reis	2880
2007	Matt Reis	2700

### GOALS

1996	Joe-Max Moore	11
1997	Alberto Naveda	7
1998	Raul Diaz Arce	18
1999	Joe-Max Moore	15
2000	Wolde Harris	15
2001	Cate	8
2002	Taylor Twellman	23
2003	Taylor Twellman	15
2004	Pat Noonan	11
2005	Taylor Twellman	17
2006	Taylor Twellman	11
2007	Taylor Twellman	16

### ASSISTS

1996	Alberto Naveda	7
1997	Alberto Naveda	6
1998	Joe-Max Moore	15
1999	Joe-Max Moore	8
	John Harkes	8
2000	Imad Baba	8
	Mauricio Ramos	8
2001	Cate	8
2002	Steve Ralston	19
2003	Jose Cancela	7
	Joe-Max Moore	7
	Pat Noonan	7
	Steve Ralston	7
2004	Jose Cancela	10
2005	Clint Dempsey	9
2006	Andy Dorman	10
2007	Steve Ralston	14

### SHOTS

1996	Alberto Naveda	65
1997	Alberto Naveda	69
1998	Raul Diaz Arce	90
1999	Joe-Max Moore	83
2000	Wolde Harris	101
2001	Cate	47
2002	Taylor Twellman	92
2003	Taylor Twellman	90
2004	Pat Noonan	75
2005	Taylor Twellman	82
2006	Taylor Twellman	86
2007	Taylor Twellman	90

### SHOTS ON GOAL

1996	Alberto Naveda	35
1997	Alberto Naveda	38
1998	Raul Diaz Arce	51
1999	Joe-Max Moore	47
2000	Wolde Harris	46
2001	Cate	23
2002	Taylor Twellman	58
2003	Taylor Twellman	47
2004	Taylor Twellman	39
2005	Taylor Twellman	51
2006	Taylor Twellman	42
2007	Taylor Twellman	55

### FOULS COMMITTED

1996	Geoff Auger	66
1997	Alberto Naveda	66
1998	Raul Diaz Arce	57
1999	Joe-Max Moore	49
2000	Rusty Pierce	66
2001	Leonel Alvarez	50
2002	Taylor Twellman	55
2003	Shalrie Joseph	62
2004	Clint Dempsey	50
2005	Shalrie Joseph	65
2006	Jeff Larentowicz	47
2007	Jeff Larentowicz	61

### FOULS SUFFERED

1996	Welton	62
1997	Alberto Naveda	75
1998	Joe-Max Moore	50
1999	Joe-Max Moore	66
2000	Wolde Harris	65
2001	Andy Williams	63
2002	Taylor Twellman	57
2003	Jose Cancela	64
2004	Jose Cancela	73
2005	Clint Dempsey	71
2006	Jose Cancela	67
2007	Shalrie Joseph	52

### OFFSIDES

1996	Welton	25
1997	Chiquinho Conde	20
1998	Raul Diaz Arce	44
1999	Joe-Max Moore	23
2000	Wolde Harris	26
2001	Wolde Harris	21
2002	Mamadou Diallo	20
2003	Taylor Twellman	20
2004	Taylor Twellman	35
2005	Taylor Twellman	33
2006	Taylor Twellman	32
2007	Pat Noonan	32

### CORNER KICKS

1996	Alberto Naveda	56
1997	Imad Baba	57
1998	Joe-Max Moore	78
1999	Joe-Max Moore	69
2000	Mauricio Ramos	57
2001	Cate	70
2002	Steve Ralston	69
2003	Jose Cancela	54
2004	Jose Cancela	118
2005	Jose Cancela	87
2006	Jose Cancela	71
2007	Steve Ralston	130

### CAUTIONS

1996	Geoff Auger	10
1997	Alexi Lalas	8
1998	Edwin Gorter	5
	Ivan McKinley	5
1999	Ivan McKinley	9
2000	Mauricio Wright	8
2001	Joe Franchino	10
2002	Joe Franchino	9
2003	Joe Franchino	7
2004	Avery John	7
2005	Shalrie Joseph	8
2006	Joe Franchino	9
2007	Wells Thompson	6



## EJECTIONS

1996	Aidan Heaney	1
	Alexi Lalas	1
	Francis Okaroh	1
	Jim St. Andre	1
	Mark Watson	1
1997	Ted Chronopoulos	2
1998	Ivan McKinley	2
1999	Leonel Alvarez	1
	Jeff Causey	1
	Mario Gori	1
	Ivan McKinley	1
	Carlos Parra	1
2000	Leonel Alvarez	1
	Ivan McKinley	1
2001	Cale	1
	Joe Franchino	1
	Mauricio Wright	1
2002	Daniel Hernandez	1
	Brian Kamler	1
	Jim Rooney	1
2003	Jay Heaps	1
	Brian Kamler	1
	Daouda Kante	1
	Joe-Max Moore	1
	Rusty Pierce	1
2004	Joe Franchino	1
	Shalrie Joseph	1
	Taylor Twellman	1
2005	Daniel Hernandez	1
	Matt Reis	1
2006	Avery John	1
2007	Shalrie Joseph	1

## GOALKEEPER GAMES PLAYED

1996	Aidan Heaney	19
1997	Walter Zenga	22
1998	Ian Feuer	26
1999	Walter Zenga	25
2000	Jeff Causey	22
2001	Jeff Causey	11
2002	Adin Brown	16
2003	Adin Brown	21
2004	Matt Reis	24
2005	Matt Reis	31
2006	Matt Reis	32
2007	Matt Reis	30

## GAMES STARTED

1996	Aidan Heaney	18
1997	Walter Zenga	22
1998	Ian Feuer	26
1999	Walter Zenga	25
2000	Jeff Causey	21
2001	Jeff Causey	10
	Juergen Sommer	10
2002	Adin Brown	16
2003	Adin Brown	25
2004	Matt Reis	23
2005	Matt Reis	31
2006	Matt Reis	32
2007	Matt Reis	30

## MINUTES PLAYED

1996	Aidan Heaney	1534
1997	Walter Zenga	1980
1998	Ian Feuer	2336
1999	Walter Zenga	2125
2000	Jeff Causey	1975
2001	Jeff Causey	1000
2002	Adin Brown	1460
2003	Adin Brown	2347
2004	Matt Reis	2115
2005	Matt Reis	2784
2006	Matt Reis	2880
2007	Matt Reis	2700

## SAVES

1996	Aidan Heaney	93
1997	Walter Zenga	81
1998	Ian Feuer	112
1999	Walter Zenga	87
2000	Jeff Causey	67
2001	Jeff Causey	58
2002	Adin Brown	72
2003	Adin Brown	95
2004	Matt Reis	97
2005	Matt Reis	115
2006	Matt Reis	141
2007	Matt Reis	120

## GOALS AGAINST AVERAGE

1996	Aidan Heaney	1.70
1997	Walter Zenga	1.27
1998	Jeff Causey	1.82
1999	Jeff Causey	0.95
2000	Juergen Sommer	1.38
2001	Juergen Sommer	1.68
2002	Adin Brown	1.23
2003	Adin Brown	1.42
2004	Matt Reis	1.36
2005	Matt Reis	1.13
2006	Matt Reis	1.09
2007	Matt Reis	1.43

## WINS

1996	Aidan Heaney	8
1997	Walter Zenga	15
1998	Ian Feuer	8
1999	Jeff Causey	7
2000	Jeff Causey	8
2001	Jeff Causey	3
	Juergen Sommer	3
2002	Adin Brown	9
2003	Adin Brown	11
2004	Matt Reis	7
2005	Matt Reis	16
2006	Matt Reis	12
2007	Matt Reis	14

## SHUTOUTS

1996	Aidan Heaney	4
1997	Walter Zenga	6
1998	Ian Feuer	5
1999	Walter Zenga	2
2000	Jeff Causey	3
2001	Jeff Causey	1
	Jose Fernandez	1
	Juergen Sommer	1
2002	Adin Brown	5
2003	Adin Brown	4
2004	Matt Reis	3
2005	Matt Reis	10
2006	Matt Reis	10
2007	Matt Reis	10



## REVOLUTION INDIVIDUAL HIGHS

### GAMES PLAYED

Career	188	Jay Heaps
Season	32	6 times

### MINUTES

Career	16749	Jay Heaps
Season	2880	Mike Burns (1997)
	2880	Michael Parkhurst (2005)
	2880	Matt Reis (2006)

### GOALS

Career	91	Taylor Twellman
Season	23	Taylor Twellman (2002)
Game	3	7 times
Half	3	Alberto Naveda (05/30/1997 vs. MET, 2d)
	3	Taylor Twellman (09/07/2002 vs. DC, 2d)

### ASSISTS

Career	59	Steve Ralston
Season	19	Steve Ralston (2002)
Game	2	43 times
Half	2	30 times

### SHOTS

Career	510	Taylor Twellman
Season	101	Wolde Harris (2000)
Game	9	4 times
Half	8	Mamadou Diallo (05/19/2002 vs. CHI, 1st)
	8	Taylor Twellman (04/02/2005 at SJ, 2d)

### SHOTS ON GOAL

Career	292	Taylor Twellman
Season	58	Taylor Twellman (2002)
Game	7	Joe-Max Moore (06/19/1999 at TB)
Half	6	Taylor Twellman (09/07/2002 vs. DC, 2d)

### FOULS COMMITTED

Career	270	Joe Franchino
Season	66	Geoff Auger (1996)
	66	Alberto Naveda (1997)
	66	Rusty Pierce (2000)
Game	8	Matt Okoh (04/28/2001 at MIA)
Half	7	Tom Lips (07/20/1996 vs. DC, 1st)
	7	Alexi Lalas (07/27/1996 at KC, 2d)
	7	Alberto Naveda (04/26/1997 vs. COL, 2d)

### FOULS SUFFERED

Career	330	Taylor Twellman
Season	87	Taylor Twellman (2002)
Game	10	Clint Dempsey (04/02/2005 at SJ)
Half	8	Clint Dempsey (04/02/2005 at SJ, 1st)

### OFFSIDES

Career	158	Taylor Twellman
Season	44	Raul Diaz Arce (1998)
Game	7	Raul Diaz Arce (05/13/1998 at DC)

### CORNER KICKS

Career	346	Steve Ralston
Season	130	Steve Ralston (2007)
Game	14	Imad Baba (09/09/2000 vs. MET)
Half	9	Imad Baba (09/09/2000 vs. MET, 1st)

### CAUTIONS

Career	45	Joe Franchino
Season	10	Geoff Auger (1996)
	10	Joe Franchino (2001)
Game	1	705 times
Half	1	697 times

### EJECTIONS

Career	4	Ivan McKinley
Season	2	Ted Chronopoulos (1997)
	2	Ivan McKinley (1998)
Game	1	40 times
Half	1	39 times

### WINS

Career	50	Matt Reis
Season	16	Matt Reis (2005)

### LOSSES

Career	36	Matt Reis
Season	15	Ian Feuer (1998)

### TIES

Career	36	Matt Reis
Season	12	Matt Reis (2006)

### SHUTOUTS

Career	33	Matt Reis
Season	10	Matt Reis (2005)
	10	Matt Reis (2006)
	10	Matt Reis (2007)

### GOALS ALLOWED

Career	155	Matt Reis
Season	55	Ian Feuer (1998)
Game	6	Jim St. Andre (08/11/1996 at SJ)
	6	Ian Feuer (08/08/1998 at CLB)
Half	5	Jim St. Andre (08/11/1996 at SJ, 2d)

### SAVES

Career	485	Matt Reis
Season	141	Matt Reis (2006)
Game	14	Aidan Heaney (09/07/1996 at DAL)
Half	9	Jeff Causey (08/27/1997 at DC, 2d)



## REVOLUTION TEAM HIGHS

### WINS

Season	17	in 2005
--------	----	---------

### LOSSES

Season	21	in 1998
--------	----	---------

### TIES

Season	12	in 2006
--------	----	---------

### GAMES PLAYED

Season	32	7 times
--------	----	---------

### MINUTES

Season	2950	in 2000
--------	------	---------

### GOALS

Season	55	in 2003
	55	in 2005
Game	6	09/18/2004 vs. COL
2 Teams	9	09/17/2005 at MET
Half	4	07/18/1997 vs. TB (2d)
	4	09/18/2004 vs. COL (1st)

### ASSISTS

Season	66	in 1998
Game	7	05/10/1998 vs. TB
2 Teams	12	05/10/1998 vs. TB
Half	6	05/10/1998 vs. TB (2d)

### SHOTS

Season	468	in 1998
Game	26	06/03/2000 vs. MIA
	26	08/05/2000 at CLB
	26	07/20/2002 at MET
2-Tms	46	09/07/2001 at MET
Half	17	06/29/2002 vs. MET (2)

### SHOTS ON GOAL

Season	209	in 2000
Game	15	08/19/2000 vs. TB
2-Tms	24	05/21/2005 at MET
	24	07/16/2005 vs. DAL
Half	10	08/19/2000 vs. TB (2d)

### FOULS COMMITTED

Season	569	in 2000
Game	30	06/21/2003 at DC
2-Tms	56	06/08/1997 vs. LA
Half	20	07/27/1996 at KC (2d)

### FOULS SUFFERED

Season	526	in 2000
Game	31	06/08/1997 vs. LA
	31	04/15/2000 vs. DC
	31	06/17/2000 at MET
2-Tms	56	06/08/1997 vs. LA
Half	23	04/02/2005 at SJ (1st)

### OFFSIDES

Season	117	in 1996
Game	10	04/12/1997 at MET
2-Tms	16	08/26/2001 at TB
Half	7	04/12/1997 at MET (1st)
	7	07/29/2006 at KC (1st)

### CORNER KICKS

Season	187	in 1998
Game	15	09/09/2000 vs. MET
	15	10/01/2005 vs. SJ
2-Tms	23	06/13/1999 vs. MIA
	23	07/25/1999 vs. DC
Half	11	09/04/1999 vs. TB (2d)

### CAUTIONS

Season	68	in 2000
Game	6	07/20/1996 vs. DC
2-Tms	11	09/01/2001 at CLB
Half	5	05/11/1996 at CLB (2d)

### EJECTIONS

Season	6	in 1998
Game	2	08/08/2001 vs. SJ
2-Tms	3	08/08/2001 vs. SJ
	3	09/18/2003 vs. COL
Half	1	38 times

### SHUTOUTS

Season	10	in 2005
	10	in 2006
	10	in 2007

### GOALS ALLOWED

Season	66	in 1998
Game	6	08/11/1996 at SJ
	6	08/08/1998 at CLB
2-Tms	9	09/17/2005 at MET
Half	5	08/11/1996 at SJ (2d)

### SAVES

Season	150	in 1996
Game	14	09/07/1996 at DAL
2-Tms	19	07/16/2005 vs. DAL
Half	9	08/27/1997 at DC (2d)

## REVOLUTION TEAM LOWS

### WINS

Season	7	in 2001
--------	---	---------

### LOSSES

Season	7	in 2005
--------	---	---------

### TIES

Season	0	4 times
--------	---	---------

### GAMES PLAYED

Season	27	in 2001
--------	----	---------

### MINUTES

Season	2497	in 2001
--------	------	---------

### GOALS

Season	35	in 2001
Game	0	72 times
2-Tms	0	18 times

### ASSISTS

Season	35	in 1997
Game	0	118 times

### SHOTS

Season	341	in 2001
Game	3	04/01/2006 at LA
	3	05/19/2007 at HOU
2-Tms	11	08/03/1996 vs. MET

### SHOTS ON GOAL

Season	146	in 2001
Game	0	07/22/2006 at HOU
2-Tms	4	06/24/2006 at RSL

### FOULS COMMITTED

Season	406	in 2004
Game	5	09/03/2000 at DC
	5	06/24/2006 at RSL
	5	09/09/2007 at DC
2-Tms	14	07/24/1996 at COL

### FOULS SUFFERED

Season	369	in 1998
Game	4	07/26/1998 vs. MIA
2-Tms	13	08/14/1998 at TB

### OFFSIDES

Season	64	in 2002
Game	0	38 times
2-Tms	0	07/26/1998 vs. MIA

### CORNER KICKS

Season	120	in 2001
Game	0	9 times
2-Tms	2	07/20/1996 vs. DC
	2	06/07/1998 at LA

### CAUTIONS

Season	45	in 2003
Game	0	58 times
2-Tms	0	14 times

### EJECTIONS

Season	1	in 2006
	1	in 2007

### SHUTOUTS

Season	3	in 2001
--------	---	---------

### GOALS ALLOWED

Season	35	in 2006
Game	0	78 times
2-Tms	0	18 times

### SAVES

Season	107	in 2000
	107	in 2003
Game	0	11 times



## ALL-TIME POSTSEASON STATISTICS

UNF	POS	PLAYER	GP	GS	MIN	G	A	SHT	SOG	FC	FS	OFF	CK	C	E
20	FWD	Taylor Twellman	21	21	2028	10	1	61	30	28	70	20	0	1	0
11	FWD	Pat Noonan	17	16	1538	5	1	40	17	24	23	17	0	0	0
14	MID	Steve Ralston	24	24	2265	2	4	17	9	24	23	5	56	1	0
13	FWD	Wolde Harris	10	10	799	2	3	18	10	18	24	8	0	0	0
5	MID	Brian Kamlar	10	9	790	2	2	7	5	7	10	0	10	0	0
7	MID	Jose Cancela	10	6	643	1	4	15	7	2	33	3	23	0	0
2	FWD	Clint Dempsey	9	8	830	1	2	16	7	28	20	3	0	0	0
6	DEF	Jay Heaps	24	24	2273	1	2	14	6	47	43	1	0	7	1
3	MID	Daniel Hernandez	14	13	1212	1	2	16	3	35	29	0	0	6	0
33	FWD	Dario Fabbro	3	3	242	1	1	2	1	11	3	3	0	0	0
18	MID	Khano Smith	10	4	609	1	1	6	4	10	9	1	0	2	0
4	MID	Mike Burns	2	2	180	1	0	1	1	1	2	0	0	1	0
4	DEF	Avery John	11	1	11080	1	0	3	2	24	13	0	0	4	0
9	FWD	Joe-Max Moore	2	2	180	1	0	2	2	3	6	4	3	0	0
29	DEF	Mauricio Wright	3	3	270	1	0	4	4	3	3	0	0	2	0
21	FWD	Eric Wynalda	3	2	180	1	0	4	2	5	3	1	1	0	0
21	MID	Shalrie Joseph	17	17	1631	0	3	12	5	45	36	1	0	7	0
2	DEF	Leo Cullen	9	7	704	0	2	5	3	9	2	0	0	0	0
25	MID	Andy Dorman	9	4	483	0	2	11	6	5	2	1	7	1	0
8	DEF	Joe Franchino	18	18	1624	0	2	13	1	18	17	0	0	5	0
8	MID	Imad Baba	4	4	264	0	1	3	1	8	6	3	5	1	0
22	MID	Marshall Leonard	8	8	643	0	1	3	1	17	10	2	0	1	0
7	FWD	Jose Luis Morales	2	0	68	0	1	1	0	0	0	0	4	0	0
27	MID	Wells Thompson	4	4	345	0	1	2	1	5	8	0	0	1	0
30	FWD	Jose Manuel Abundis	2	1	53	0	0	1	0	1	2	0	0	0	0
14	MID	Leonel Alvarez	3	3	270	0	0	0	0	7	2	0	0	1	0
27	FWD	Chris Bagley	1	0	3	0	0	0	0	1	0	0	0	0	0
17	FWD	Jamar Beasley	2	0	69	0	0	0	0	2	2	4	0	0	0
24	GK	Adin Brown	10	10	954	0	0	0	0	0	3	0	0	0	0
26	GK	Jeff Causey	3	3	270	0	0	0	0	0	1	0	0	0	0
5	DEF	Ted Chronopoulos	5	5	450	0	0	2	0	4	5	0	0	1	0
17	MID	Braeden Cloutier	5	1	183	0	0	3	2	2	1	1	0	0	0
7	FWD	Adam Cristman	3	0	22	0	0	3	1	1	0	0	0	0	0
2	DEF	Brian Dunsteth	1	1	90	0	0	0	0	0	0	0	0	0	0
12	DEF	Adam Eyre	3	3	270	0	0	0	0	5	4	0	0	2	0
25	MID	Alejandro Farias	2	2	161	0	0	0	0	2	2	0	0	1	0
4	FWD	Ian Fuller	3	0	36	0	0	0	0	3	1	0	0	0	0
33	FWD	Giuseppe Galderisi	2	2	171	0	0	3	3	7	6	4	0	1	0
25	MID	Winston Griffiths	5	0	93	0	0	2	1	5	4	1	2	0	0
7	MID	John Harkes	3	3	270	0	0	3	1	2	5	0	1	1	0
12	DEF	Daouda Kante	6	6	565	0	0	0	0	13	3	0	0	3	1
18	FWD	Paul Keegan	3	0	78	0	0	2	1	1	3	0	0	0	0
19	MID	Steve Klein	1	0	19	0	0	0	0	0	0	0	0	0	0
22	DEF	Alexi Lalas	2	2	180	0	0	2	1	8	7	0	0	0	0
13	DEF	Jeff Larentowicz	8	6	537	0	0	5	3	14	9	0	0	2	0
30	FWD	Ryan Latham	1	0	15	0	0	0	0	0	0	0	0	0	0
18	DEF	Carlos Llamosa	8	8	740	0	0	2	0	11	7	0	0	4	1
14	MID	Ivan McKinley	2	2	180	0	0	5	1	2	2	0	0	1	0
16	MID	Jason Moore	3	1	140	0	0	1	1	6	6	2	0	1	0
10	FWD	Alberto Naveda	2	2	180	0	0	1	1	5	2	1	9	0	0
20	DEF	Francis Okaroh	1	1	70	0	0	0	0	1	1	0	0	0	1
15	DEF	Michael Parkhurst	12	12	1170	0	0	0	0	4	7	0	0	1	0
16	MID	Carlos Parra	1	0	1	0	0	0	0	0	0	0	0	0	0
19	DEF	Rusty Pierce	12	11	935	0	0	0	0	11	7	0	0	3	0
10	MID	Alex Pineda Chacon	3	1	144	0	0	1	1	3	0	0	0	0	0
1	GK	Matt Reis	15	15	1470	0	0	0	0	2	8	0	0	0	0
16	DEF	James Riley	7	3	325	0	0	1	0	5	2	0	0	1	0
6	DEF	Leonardo Squadrone	1	1	71	0	0	1	1	0	0	0	0	1	0
77	FWD	William Sunsing	3	3	266	0	0	5	4	3	3	1	1	0	0
9	FWD	Johnny Torres	1	0	4	0	0	0	0	2	0	0	0	1	0
11	MID	Evans Wise	1	0	9	0	0	0	0	0	0	0	0	0	0
1	GK	Walter Zenga	2	2	180	0	0	0	0	0	0	0	0	0	0
TEAM TOTALS			30	30	2884	32	36	319	150	510	507	87	122	65	4
OPPONENT TOTALS			30	30	2884	33	46	444	192	527	494	106	203	61	2

UNF	POS	GOAL KEEPER	GP	GS	MIN	SHTS	SV	GA	GAA	PG	PA	W	L	T	SO	OT
24	GK	Adin Brown	10	10	954	72	59	7	0.66	2	2	4	3	3	5	0-2-2
1	GK	Matt Reis	15	15	1470	91	75	12	0.73	0	2	7	5	3	6	1-3-0
1	GK	Walter Zenga	2	2	180	14	7	5	2.50	0	0	0	2	0	0	0-0-0
26	GK	Jeff Causey	3	3	270	15	6	9	3.00	0	1	1	2	0	0	0-0-0
TEAM TOTALS			30	30	2884	192	147	33	1.03	2	5	12	12	6	11	1-5-2
OPPONENT TOTALS			30	30	2884	150	111	32	1.00	2	2	12	12	6	8	5-1-2



## POSTSEASON INDIVIDUAL HIGHS

### GAMES PLAYED

Career	24	Jay Heaps
Season	24	Steve Ralston
Season	7	6 times

### MINUTES

Career:	2273	Steve Ralston
Season:	673	Adin Brown (2002)
	673	Joe Franchino (2002)
	673	Steve Ralston (2002)

### GOALS

Career	10	Taylor Twellman
Season	3	Taylor Twellman (2006)
	3	Taylor Twellman (2007)
Game	1	32 times
Half	1	31 times

### ASSISTS

Career	4	Jose Cancela
	4	Steve Ralston
Season	3	Jose Cancela (2003)
Game	2	Jose Cancela (11/01/2003 at MET)
Half	1	35 times

### SHOTS

Career	61	Taylor Twellman
Season	20	Taylor Twellman (2007)
Game	7	Taylor Twellman (11/08/2007 vs. CHI)
Half	5	Taylor Twellman (11/08/2007 vs. CHI, 1st)

### SHOTS ON GOAL

Career	30	Taylor Twellman
Season	10	Taylor Twellman (2006)
	10	Taylor Twellman (2007)
Game	4	Wolde Harris (09/19/2000 vs. CHI)
Half	3	Taylor Twellman (10/27/2007 at NY, 2d)

### FOULS COMMITTED

Career	47	Jay Heaps
Season	19	Daniel Hernandez (2002)
Game	7	Jay Heaps (11/14/2003 at CHI)
	7	Clint Dempsey (10/22/2006 at CHI)
Half	5	Giuseppe Galderisi (10/08/1997 vs. DC, 2d)

### FOULS SUFFERED

Career	70	Taylor Twellman
Season	24	Taylor Twellman (2002)
Game	9	Taylor Twellman (11/06/2005 vs. CHI)
Half	5	5 times

### OFFSIDES

Career	20	Taylor Twellman
Season	8	Taylor Twellman (2005)
	8	Pat Noonan (2006)
Game	5	Pat Noonan (10/28/2006 vs. CHI)
Half	4	Jamar Beasley (09/22/2000 at CHI, 2d)

### CORNER KICKS

Career	56	Steve Ralston
Season	16	Steve Ralston (2007)
Game	9	Steve Ralston (11/12/2006 vs. HOU)
Half	5	Steve Ralston (10/27/2007 at NY, 2d)

### CAUTIONS

Career	7	Jay Heaps
	7	Shalrie Joseph
Season	3	Joe Franchino (2002)
	3	Daniel Hernandez (2002)
	3	Daouda Kante (2002)
Game	1	65 times
Half	1	64 times

### EJECTIONS

Career	1	4 times
Season	1	4 times
Game	1	4 times
Half	1	4 times

### GAMES PLAYED

Career	15	Matt Reis
Season	7	Adin Brown (2002)

### MINUTES

Career	1410	Matt Reis
Season	673	Adin Brown (2002)

### WINS

Career	7	Matt Reis
Season	3	Adin Brown (2002)

### LOSSES

Career	5	Matt Reis
Season	2	4 times

### TIES

Career	3	Adin Brown
	3	Matt Reis
Season	2	Adin Brown (2002)

### SHUTOUTS

Career	6	Matt Reis
Season	4	Adin Brown (2002)

### GOALS ALLOWED

Career	12	Matt Reis
Season	9	Jeff Causey (2000)
Game	6	Jeff Causey (09/22/2000 at CHI)
Half	4	Jeff Causey (09/22/2000 at CHI, 1st)

### SAVES

Career	75	Matt Reis
Season	42	Adin Brown (2002)
Game	10	Adin Brown (10/12/2002 vs. CLB)
	10	Matt Reis (11/08/2007 vs. CHI)
Half	7	Matt Reis (11/08/2007 vs. CHI, 2d)



## POSTSEASON TEAM HIGHS

### WINS

Season	3	in 2002
--------	---	---------

### LOSSES

Season	2	4 times
--------	---	---------

### TIES

Season	2	in 2002
--------	---	---------

### GAMES PLAYED

Season	7	in 2002
--------	---	---------

### MINUTES

Season	673	in 2002
--------	-----	---------

### GOALS

Season	8	in 2002
Game	3	11/06/2004 at DC
	3	10/29/2005 vs. MET
2-Tms	6	09/22/2000 at CHI
	6	11/06/2004 at DC
Half	3	10/29/2005 vs. MET (2d)

### ASSISTS

Season	8	in 2002
Game	4	11/01/2003 at MET
2-Tms	12	09/22/2000 at CHI
Half	3	10/29/2005 vs. MET (2d)

### SHOTS

Season	60	in 2002
Game	21	10/28/2006 vs. CHI
2-Tms	38	10/28/2006 vs. CHI
Half	12	10/29/2005 vs. MET (2d)

### SHOTS ON GOAL

Season	26	in 2006
Game	11	10/29/2005 vs. MET
2-Tms	19	10/12/2002 vs. CLB
Half	6	Three times

### FOULS COMMITTED

Season	118	in 2002
Game	28	11/01/2003 at MET
2-Tms	51	11/13/2005 vs. LA
Half	15	11/01/2003 at MET (2d)

### FOULS SUFFERED

Season	108	in 2002
Game	27	11/06/2005 vs. CHI
2-Tms	48	11/13/2005 vs. LA
Half	16	11/06/2005 vs. CHI (2d)

### OFFSIDES

Season	17	in 2006
Game	8	10/08/1997 vs. DC
	8	10/28/2006 vs. CHI
2-Tms	15	09/22/2000 at CHI
Half	5	10/08/1997 vs. DC (1st)
	5	10/02/2002 vs. CHI (2d)

### CORNER KICKS

Season	22	in 2006
Game	10	11/12/2006 vs. HOU
2-Tms	20	11/12/2006 vs. HOU
Half	5	Three times

### CAUTIONS

Season	14	in 2002
Game	5	09/29/2002 at CHI
	5	11/13/2005 vs. LA
2-Tms	10	11/13/2005 vs. LA
Half	4	09/19/2000 vs. CHI (1st)

### EJECTIONS

Season	3	in 2002
Game	1	4 times
2-Tms	1	6 times
Half	1	4 times

### SHUTOUTS

Season	4	in 2002
--------	---	---------

### GOALS ALLOWED

Season	9	in 2000
Game	6	09/22/2000 at CHI
2-Tms	6	09/22/2000 at CHI
	6	11/06/2004 at DC
Half	4	09/22/2000 at CHI (1st)

### SAVES

Season	42	in 2002
Game	10	10/12/2002 vs. CLB
	10	11/08/2007 vs. CHI
2-Tms	15	10/12/2002 vs. CLB
	15	11/08/2007 vs. CHI
Half	7	11/08/2007 vs. CHI (2d)

## POSTSEASON TEAM LOWS

### WINS

Season	0	in 1997
--------	---	---------

### LOSSES

Season	1	in 2003
Season	1	in 2004
Season	1	in 2006

### TIES

Season	0	in 1997
Season	0	in 2000
Season	0	in 2005

### GAMES PLAYED

Season	2	in 1997
--------	---	---------

### MINUTES

Season	190	in 1997
--------	-----	---------

### GOALS

Season	2	in 1997
Game	0	8 times
2-Tms	0	10/06/2002 vs. CLB
	0	10/27/2007 at NY

### ASSISTS

Season	0	in 1997
Game	0	11 times
2-Tms	0	Four times

### SHOTS

Season	20	in 1997
Game	4	11/06/2005 vs. CHI
2-Tms	13	10/23/2004 vs. CLB

### SHOTS ON GOAL

Season	11	in 2003
Game	1	4 times
2-Tms	6	09/26/2002 vs. CHI

### FOULS COMMITTED

Season	33	in 1997
Game	7	09/22/2000 at CHI
2-Tms	20	10/12/2002 vs. CLB

### FOULS SUFFERED

Season	31	in 1997
Game	8	09/26/2002 vs. CHI
2-Tms	19	09/22/2000 at CHI

### OFFSIDES

Season	8	in 2002
Game	0	Three times
2-Tms	1	11/03/2007 vs. NY

### CORNER KICKS

Season	8	in 2003
Game	0	09/29/2002 at CHI
2-Tms	5	09/29/2002 at CHI

### CAUTIONS

Season	5	in 1997
Game	0	Three times

### EJECTIONS

Season	0	6 times
--------	---	---------

### GOALS ALLOWED

Season	2	in 2003
	2	in 2007
Game	0	11 times
2-Tms	0	10/06/2002 vs. CLB
	0	10/27/2007 at NY

### SAVES

Season	6	in 2000
Game	1	09/19/2000 vs. CHI
Game	1	09/26/2002 vs. CHI
2-Tms	4	Three times





## ALL-TIME PLAYER REGISTRY

All-time player registry includes all players who appeared in at least one game with the Revolution and does not include players on the 2008 roster.

### JOSE MANUEL ABUNDIS

Born: 06/11/1973

Birthplace: Guadalajara, Mexico

SEASON	GP	GS	MIN	G	A	PTS	SHT	SOG	FC	FS	CK	C	E
2006	2	2	140	1	0	2	4	2	3	2	0	0	0
PLAYOFFS	GP	GS	MIN	G	A	PTS	SHT	SOG	FC	FS	CK	C	E
2006	2	1	53	0	0	0	1	0	1	2	0	0	0

### ROLAND AGUILERA

Born: 12/07/1978

Birthplace: Santa Cruz, Bolivia

SEASON	GP	GS	MIN	G	A	PTS	SHT	SOG	FC	FS	CK	C	E
2001	1	0	1	0	0	0	1	0	0	0	0	0	0

### YARI ALLNUTT

Born: 02/17/1970

Birthplace: Baltimore, MD

SEASON	GP	GS	MIN	G	A	PTS	SHT	SOG	FC	FS	CK	C	E
2001	9	8	707	0	1	1	2	1	11	4	0	2	0

### LEONEL ALVAREZ

Born: 07/29/1965

Birthplace: Remedios, Antioquia, Colombia

SEASON	GP	GS	MIN	G	A	PTS	SHT	SOG	FC	FS	CK	C	E
1999	8	8	658	0	1	1	5	1	9	13	0	1	0
2000	28	28	2474	1	2	4	11	4	60	37	1	5	1
2001	22	22	1849	1	1	3	10	6	50	20	0	5	0
TOTALS	58	58	4981	2	4	8	26	11	119	70	1	11	1
PLAYOFFS	GP	GS	MIN	G	A	PTS	SHT	SOG	FC	FS	CK	C	E
2000	3	3	270	0	0	0	0	0	7	2	0	1	0

### SHAKER ASAD

Born: 08/18/1979

Birthplace: Gaza Strip, Palestine

SEASON	GP	GS	MIN	G	A	PTS	SHT	SOG	FC	FS	CK	C	E
2000	8	2	246	0	1	1	3	0	14	4	1	2	0
2001	19	9	970	1	1	3	14	5	28	26	0	3	0
2002	6	1	140	0	0	0	3	2	2	2	2	1	0
TOTALS	33	12	1356	1	2	4	20	7	44	32	3	6	0

### GEOFF AUNGER

Born: 02/04/1968

Birthplace: Red Deer, Alberta, Canada

SEASON	GP	GS	MIN	G	A	PTS	SHT	SOG	FC	FS	CK	C	E
1996	29	26	2397	3	3	9	27	8	66	34	0	10	0

### IMAD BABA

Born: 03/15/1974

Birthplace: Humble, TX

SEASON	GP	GS	MIN	G	A	PTS	SHT	SOG	FC	FS	CK	C	E
1996	11	8	736	2	2	6	19	9	9	23	11	0	0
1997	29	28	2391	7	5	19	50	25	34	49	85	1	0
1998	30	29	2484	5	4	14	60	29	49	39	36	3	1
1999	2	2	108	0	0	0	1	1	3	3	0	0	0
2000	30	29	2508	9	8	26	70	37	38	40	26	3	0
TOTALS	102	96	8227	23	19	65	200	101	133	154	158	7	1
PLAYOFFS	GP	GS	MIN	G	A	PTS	SHT	SOG	FC	FS	CK	C	E
1997	1	1	63	0	0	0	2	1	2	1	2	0	0
2000	3	3	201	0	1	1	1	0	6	5	3	1	0
TOTALS	4	4	264	0	1	1	3	1	8	6	5	1	0

### CHRIS BAGLEY

Born: 05/20/1980

Birthplace: Weymouth, MA

SEASON	GP	GS	MIN	G	A	PTS	SHT	SOG	FC	FS	CK	C	E
2003	3	0	59	0	0	0	0	0	1	1	0	0	0
PLAYOFFS	GP	GS	MIN	G	A	PTS	SHT	SOG	FC	FS	CK	C	E
2003	1	0	3	0	0	0	0	0	1	0	0	0	0

### JEFF BAICHER

Born: 11/16/1968

Birthplace: Santa Clara, CA

SEASON	GP	GS	MIN	G	A	PTS	SHT	SOG	FC	FS	CK	C	E
1999	10	10	795	1	0	2	20	11	14	18	26	4	0

### RICHIE BAKER

Born: 04/17/1980

Birthplace: Dublin, Ireland

SEASON	GP	GS	MIN	G	A	PTS	SHT	SOG	FC	FS	CK	C	E
2004	20	11	1052	0	6	6	14	7	17	12	12	2	0

### JAMAR BEASLEY

Born: 10/11/1979

Birthplace: Fort Wayne, IN

SEASON	GP	GS	MIN	G	A	PTS	SHT	SOG	FC	FS	CK	C	E
1998	3	0	49	0	1	1	0	0	1	1	0	0	0
1999	18	3	502	0	1	1	16	8	8	13	1	1	0
2000	19	6	848	3	3	9	32	16	19	32	0	1	0
2001	1	0	19	0	0	0	0	0	2	2	0	0	0
TOTALS	41	9	1418	3	5	11	48	24	30	48	1	2	0
PLAYOFFS	GP	GS	MIN	G	A	PTS	SHT	SOG	FC	FS	CK	C	E
2000	2	0	69	0	0	0	0	0	2	2	0	0	0

### FELIX BRILLANT

Born: 09/09/1980

Birthplace: Montreal, Quebec, Canada

SEASON	GP	GS	MIN	G	A	PTS	SHT	SOG	FC	FS	CK	C	E
2004	19	6	856	1	2	4	8	4	22	16	0	0	0



## ADIN BROWN

Born: 05/27/1978

Birthplace: Pleasant Hills, CA

SEASON	GP	GS	MIN	SOG	SV	SHO	GA	GAA	PKG	PKA	W	L	T
2002	16	16	1460	102	72	5	20	1.23	2	3	9	6	1
2003	25	25	2347	136	95	4	37	1.42	2	3	11	6	8
2004	7	7	585	51	39	1	11	1.69	0	0	1	3	2
<b>TOTALS</b>	<b>83</b>	<b>83</b>	<b>7556</b>	<b>570</b>	<b>396</b>	<b>15</b>	<b>145</b>	<b>1.73</b>	<b>10</b>	<b>14</b>	<b>28</b>	<b>38</b>	<b>15</b>
PLAYOFFS	GP	GS	MIN	G	A	PTS	SHT	SOG	FC	FS	CK	C	E
2002	7	7	673	51	42	4	5	0.67	1	1	3	2	2
2003	3	3	281	21	17	1	2	0.64	1	1	1	1	1
<b>TOTALS</b>	<b>10</b>	<b>10</b>	<b>954</b>	<b>72</b>	<b>59</b>	<b>5</b>	<b>7</b>	<b>0.66</b>	<b>2</b>	<b>2</b>	<b>4</b>	<b>3</b>	<b>3</b>

## CHRIS BROWN

Born: 03/10/1977

Birthplace: Portland, OR

SEASON	GP	GS	MIN	G	A	PTS	SHT	SOG	FC	FS	CK	C	E
2003	3	1	138	3	0	6	6	5	1	0	0	0	0

## KYLE BROWN

Born: 08/10/1983

Birthplace: Tulsa, OK

SEASON	GP	GS	MIN	G	A	PTS	SHT	SOG	FC	FS	CK	C	E
2006	12	2	291	0	1	1	3	1	4	4	0	0	0

## MIKE BURNS

Born: 09/14/1970

Birthplace: Marlboro, MA

SEASON	GP	GS	MIN	G	A	PTS	SHT	SOG	FC	FS	CK	C	E
1996	17	14	1294	1	1	3	11	5	20	7	4	4	0
1997	32	32	2880	0	2	2	36	18	41	20	0	5	0
1998	23	23	2025	1	8	10	18	5	32	9	0	3	1
1999	28	28	2505	1	4	6	25	13	32	19	1	4	0
2000	8	2	351	0	0	0	4	1	8	3	0	0	0
<b>TOTALS</b>	<b>108</b>	<b>99</b>	<b>9055</b>	<b>3</b>	<b>15</b>	<b>21</b>	<b>94</b>	<b>42</b>	<b>133</b>	<b>58</b>	<b>5</b>	<b>16</b>	<b>1</b>
PLAYOFFS	GP	GS	MIN	G	A	PTS	SHT	SOG	FC	FS	CK	C	E
1997	2	2	180	1	0	2	1	1	1	2	0	1	0

## BRYAN BYRNE

Born: 08/26/1982

Birthplace: Kilkenny, Ireland

SEASON	GP	GS	MIN	G	A	PTS	SHT	SOG	FC	FS	CK	C	E
2007	1	0	19	0	0	0	0	0	1	1	0	1	0

## DAN CALICHMAN

Born: 02/21/1968

Birthplace: Flushing, NY

SEASON	GP	GS	MIN	G	A	PTS	SHT	SOG	FC	FS	CK	C	E
1999	25	25	2009	0	0	0	2	2	44	40	0	3	0
2000	4	4	308	0	0	0	0	0	6	4	0	0	0
<b>TOTALS</b>	<b>29</b>	<b>29</b>	<b>2317</b>	<b>0</b>	<b>0</b>	<b>0</b>	<b>2</b>	<b>2</b>	<b>50</b>	<b>44</b>	<b>0</b>	<b>3</b>	<b>0</b>

## JOSE CANCELA

Born: 06/25/1976

Birthplace: Santa Lucia, Uruguay

SEASON	GP	GS	MIN	G	A	PTS	SHT	SOG	FC	FS	CK	C	E
2003	13	12	1142	1	7	9	36	13	13	64	54	0	0
2004	25	24	1957	3	10	16	41	20	10	73	118	0	0
2005	25	22	1643	2	5	9	23	11	7	59	87	0	0
2006	21	15	1387	0	5	5	28	15	16	67	71	0	0
<b>TOTALS</b>	<b>84</b>	<b>73</b>	<b>6129</b>	<b>6</b>	<b>27</b>	<b>39</b>	<b>128</b>	<b>59</b>	<b>46</b>	<b>263</b>	<b>330</b>	<b>0</b>	<b>0</b>
PLAYOFFS	GP	GS	MIN	G	A	PTS	SHT	SOG	FC	FS	CK	C	E
2003	3	3	281	0	3	3	4	2	1	14	8	0	0
2004	3	3	221	0	0	0	3	1	0	8	6	0	0
2005	3	0	106	1	1	3	5	3	1	8	5	0	0
2006	1	0	35	0	0	0	3	1	0	3	4	0	0
<b>TOTALS</b>	<b>10</b>	<b>6</b>	<b>643</b>	<b>1</b>	<b>4</b>	<b>6</b>	<b>15</b>	<b>7</b>	<b>2</b>	<b>33</b>	<b>23</b>	<b>0</b>	<b>0</b>

## CASSIO

Born: 01/08/1980

Birthplace: Rio de Janeiro, Brazil

SEASON	GP	GS	MIN	G	A	PTS	SHT	SOG	FC	FS	CK	C	E
2005	3	2	112	0	0	0	1	1	4	4	3	0	0

## CATE

Born: 07/11/1973

Birthplace: Cruz Alta, Brazil

SEASON	GP	GS	MIN	G	A	PTS	SHT	SOG	FC	FS	CK	C	E
2001	22	20	1807	8	8	24	47	23	16	36	70	1	1

## JEFF CAUSEY

Born: 10/19/1971

Birthplace: Gainesville, VA

SEASON	GP	GS	MIN	SOG	SV	SHO	GA	GAA	PKG	PKA	W	L	T
1997	6	6	540	42	26	0	16	2.67	0	0	0	6	0
1998	9	6	544	35	24	0	11	1.82	0	0	3	6	0
1999	16	7	755	49	32	1	8	0.95	0	0	7	7	0
2000	22	21	1975	110	67	3	34	1.55	1	5	8	8	5
2001	11	10	1000	91	58	1	23	2.07	1	1	3	5	3
<b>TOTALS</b>	<b>89</b>	<b>73</b>	<b>6885</b>	<b>486</b>	<b>307</b>	<b>6</b>	<b>138</b>	<b>1.80</b>	<b>9</b>	<b>15</b>	<b>34</b>	<b>44</b>	<b>8</b>
PLAYOFFS	GP	GS	MIN	G	A	PTS	SHT	SOG	FC	FS	CK	C	E
2000	3	3	270	15	6	0	9	3.00	0	1	1	2	0



## TED CHRONOPOULOS

TED CHRONOPOULOS					Born:		09/16/1972		Birthplace: Loma Linda, CA					
SEASON	GP	GS	MIN	G	A	PTS	SHT	SOG	FC	FS	CK	C	E	
1996	14	11	1000	1	0	2	8	4	10	12	0	1	0	
1997	30	30	2624	2	1	5	30	13	50	42	11	6	2	
1998	23	23	1960	2	3	7	16	8	32	24	3	4	0	
1999	31	31	2710	1	5	7	25	14	33	42	30	4	0	
2000	25	25	2205	5	2	12	20	9	31	36	0	4	0	
2001	16	15	1314	5	1	11	15	7	21	15	0	1	0	
2002	5	5	415	0	2	2	2	1	5	6	12	2	0	
TOTALS	144	140	12228	16	14	46	116	56	182	177	56	22	2	
PLAYOFFS	GP	GS	MIN	G	A	PTS	SHT	SOG	FC	FS	CK	C	E	
1997	2	2	180	0	0	0	1	0	1	2	0	0	0	
2000	3	3	270	0	0	0	1	0	3	3	0	1	0	
TOTALS	5	5	450	0	0	0	2	0	4	5	0	1	0	

## BRAEDEN CLOUTIER

BRAEDEN CLOUTIER						Born: 10/03/1974		Birthplace: Wichita, KS					
SEASON	GP	GS	MIN	G	A	PTS	SHT	SOG	FC	FS	CK	C	E
2001	13	12	1057	0	3	3	8	2	18	12	0	3	0
2002	11	7	608	0	1	1	6	1	16	6	1	1	0
TOTALS	24	19	1665	0	4	4	14	3	34	18	1	4	0
PLAYOFFS	GP	GS	MIN	G	A	PTS	SHT	SOG	FC	FS	CK	C	E
2002	5	1	183	0	0	0	3	2	2	1	0	0	0

## CHIQUINHO CONDE

CHIQUINHO CONDE					Born: 11/22/1965		Birthplace: Beira, Mozambique						
SEASON	GP	GS	MIN	G	A	PTS	SHT	SOG	FC	FS	CK	C	E
1997	17	17	1500	6	4	16	34	16	21	30	13	3	0

## SCOTT COUFAL

SCOTT COUFAL					Born: 08/27/1974		Birthplace: Brookfield, WI						
SEASON	GP	GS	MIN	SOG	SV	SHO	GA	GAA	PKG	PKA	W	L	T
1997	4	4	360	29	17	1	9	2.25	0	0	0	4	0

## LEO CULLEN

LEO CULLEN				Born: 02/28/1976		Birthplace: Minneapolis, MN							
SEASON	GP	GS	MIN	G	A	PTS	SHT	SOG	FC	FS	CK	C	E
2001	4	3	284	0	0	0	0	0	1	1	0	0	0
2002	28	27	2444	2	2	6	10	6	24	13	0	1	0
2003	26	18	1564	0	2	2	7	2	12	12	0	1	0
TOTALS	58	48	4292	2	4	8	17	8	37	26	0	2	0
PLAYOFFS	GP	GS	MIN	G	A	PTS	SHT	SOG	FC	FS	CK	C	E
2002	7	7	665	0	2	2	5	3	9	2	0	0	0
2003	2	0	39	0	0	0	0	0	0	0	0	0	0
TOTALS	9	7	704	0	2	2	5	3	9	2	0	0	0

## CHAKA DALEY

CHAKA DALEY					Born: 09/04/1974		Birthplace: Toronto, Ontario, Canada						
SEASON	GP	GS	MIN	G	A	PTS	SHT	SOG	FC	FS	CK	C	E
1999	2	0	67	0	0	0	0	0	0	1	0	0	0

## DAMIAN

DAMIAN					Born: 03/11/1973		Birthplace: Veracruz, Mexico						
SEASON	GP	GS	MIN	G	A	PTS	SHT	SOG	FC	FS	CK	C	E
1998	2	1	61	0	0	0	3	3	1	1	0	0	0

## JOHN DEBRITO

JOHN DEBRITO					Born: 12/03/1968		Birthplace: Cape Verde Islands						
SEASON	GP	GS	MIN	G	A	PTS	SHT	SOG	FC	FS	CK	C	E
1996	21	18	1537	0	4	4	18	7	26	15	16	4	0

## CLINT DEMPSEY

CLINT DEMPSEY						Born: 03/09/1983		Birthplace: Nacogdoches, TX						
SEASON	GP	GS	MIN	G	A	PTS	SHT	SOG	FC	FS	CK	C	E	
2004	24	23	2024	7	1	15	47	25	50	68	0	6	0	
2005	26	26	2319	10	9	29	60	27	46	71	0	7	0	
2006	21	21	1865	8	4	20	67	31	41	62	0	5	0	
TOTALS	71	70	6208	25	14	64	174	83	137	201	0	18	0	
PLAYOFFS	GP	GS	MIN	G	A	PTS	SHT	SOG	FC	FS	CK	C	E	
2004	3	3	300	0	1	1	5	2	7	4	0	0	0	
2005	4	4	390	1	1	3	6	2	9	9	0	0	0	
2006	2	1	140	0	0	0	5	3	12	7	0	0	0	
TOTALS	9	8	830	1	2	4	16	7	28	20	0	0	0	

## MAMADOU DIALLO

MAMADOU DIALLO					Born: 08/21/1978		Birthplace: Dakar, Senegal						
SEASON	GP	GS	MIN	G	A	PTS	SHT	SOG	FC	FS	CK	C	E
2002	7	7	488	1	1	3	30	19	9	23	0	0	0

## RAUL DIAZ ARCE

RAUL DIAZ ARCE					Born: 02/01/1970		Birthplace: San Miguel, El Salvador						
SEASON	GP	GS	MIN	G	A	PTS	SHT	SOG	FC	FS	CK	C	E
1998	32	32	2878	18	8	44	90	51	57	40	0	2	0



## ANDY DORMAN

Born: 05/01/1982

Birthplace: Cheshire, England

SEASON	GP	GS	MIN	G	A	PTS	SHT	SOG	FC	FS	CK	C	E
2004	20	2	365	2	1	5	6	5	11	3	4	0	0
2005	30	19	1960	2	5	9	21	9	22	23	47	4	0
2006	32	32	2834	6	10	22	60	33	41	28	40	5	0
2007	30	27	2269	7	2	16	48	27	28	18	28	5	0
<b>TOTALS</b>	<b>112</b>	<b>80</b>	<b>7428</b>	<b>17</b>	<b>18</b>	<b>52</b>	<b>135</b>	<b>74</b>	<b>102</b>	<b>72</b>	<b>119</b>	<b>14</b>	<b>0</b>
PLAYOFFS	GP	GS	MIN	G	A	PTS	SHT	SOG	FC	FS	CK	C	E
2004	3	0	79	0	1	1	2	2	0	0	1	0	0
2005	1	0	30	0	0	0	0	0	1	0	0	0	0
2006	4	4	362	0	1	1	7	2	4	2	5	1	0
2007	1	0	12	0	0	0	2	2	0	0	1	0	0
<b>TOTALS</b>	<b>9</b>	<b>4</b>	<b>483</b>	<b>0</b>	<b>2</b>	<b>2</b>	<b>11</b>	<b>6</b>	<b>5</b>	<b>2</b>	<b>7</b>	<b>1</b>	<b>0</b>

## PAULO DOS SANTOS

Born: 11/13/1973

Birthplace: Cape Verde Islands

SEASON	GP	GS	MIN	G	A	PTS	SHT	SOG	FC	FS	CK	C	E
1999	16	4	652	0	0	0	11	4	28	13	0	1	0

## NICK DOWNING

Born: 01/25/1980

Birthplace: Redmond, WA

SEASON	GP	GS	MIN	G	A	PTS	SHT	SOG	FC	FS	CK	C	E
2001	5	3	279	0	0	0	0	0	7	1	0	1	0
2002	12	5	667	0	0	0	1	1	5	4	1	0	0
<b>TOTALS</b>	<b>17</b>	<b>8</b>	<b>946</b>	<b>0</b>	<b>0</b>	<b>0</b>	<b>1</b>	<b>1</b>	<b>12</b>	<b>5</b>	<b>1</b>	<b>1</b>	<b>0</b>

## BRIAN DUNSETH

Born: 03/02/1977

Birthplace: Upland, CA

SEASON	GP	GS	MIN	G	A	PTS	SHT	SOG	FC	FS	CK	C	E
1997	5	1	185	0	0	0	0	0	2	0	0	0	0
1998	18	15	1416	0	0	0	0	0	21	6	0	3	0
1999	29	25	2370	0	1	1	7	3	32	15	0	5	0
2000	22	22	1970	1	0	2	7	3	24	15	0	3	0
2001	8	6	526	0	0	0	0	0	6	4	0	1	0
<b>TOTALS</b>	<b>82</b>	<b>69</b>	<b>6467</b>	<b>1</b>	<b>1</b>	<b>3</b>	<b>14</b>	<b>6</b>	<b>85</b>	<b>40</b>	<b>0</b>	<b>12</b>	<b>0</b>
PLAYOFFS	GP	GS	MIN	G	A	PTS	SHT	SOG	FC	FS	CK	C	E
1997	1	1	90	0	0	0	0	0	0	0	0	0	0

## CONNALLY EDOZIEN

Born: 06/26/1977

Birthplace: Lagos, Nigeria

SEASON	GP	GS	MIN	G	A	PTS	SHT	SOG	FC	FS	CK	C	E
2005	9	1	220	0	0	0	6	4	8	2	0	1	0

## ADAM EYRE

Born: 01/07/1978

Birthplace: Agoura Hills, CA

SEASON	GP	GS	MIN	G	A	PTS	SHT	SOG	FC	FS	CK	C	E
2000	10	8	742	0	0	0	2	2	11	3	0	1	0
PLAYOFFS	GP	GS	MIN	G	A	PTS	SHT	SOG	FC	FS	CK	C	E
2000	3	3	270	0	0	0	0	0	5	4	0	2	0

## DARIO FABBRO

Born: 11/03/1976

Birthplace: Buenos Aires, Argentina

SEASON	GP	GS	MIN	G	A	PTS	SHT	SOG	FC	FS	CK	C	E
2003	8	7	511	2	0	4	7	4	8	7	0	0	0
PLAYOFFS	GP	GS	MIN	G	A	PTS	SHT	SOG	FC	FS	CK	C	E
2003	3	3	242	1	1	3	2	1	11	3	0	0	0

## ALEJANDRO FARIAS

Born: 01/28/1970

Birthplace: Buenos Aires, Argentina

SEASON	GP	GS	MIN	G	A	PTS	SHT	SOG	FC	FS	CK	C	E
1997	25	24	2070	1	3	5	11	5	38	36	0	2	1
PLAYOFFS	GP	GS	MIN	G	A	PTS	SHT	SOG	FC	FS	CK	C	E
1997	2	2	161	0	0	0	0	0	2	2	0	1	0

## JOSE FERNANDEZ

Born: 01/24/1970

Birthplace: Santa Cruz, Bolivia

JOSE FERNANDEZ					Born: 01/24/1979		Birthplace: Santa Cruz, Bolivia						
SEASON	GP	GS	MIN	SOG	SV	SHO	GAGAA	PKG	PKA	W	L	T	
2001	7	7	578	45	30	1	12	1.87	1	2	1	3	2

## IAN FEUER

Born: 05/02/1971

Birthplace: Las Vegas, NV

SEASON	GP	GS	MIN	SOG	SV	SHO	GA	GAA	PKG	PKA	W	L	T
1998	26	26	2336	179	112	5	55	2.12	1	5	8	15	0

## IAIN FRASER

Born: 04/03/1964

Birthplace: Jedburgh, Scotland

SEASON	GP	GS	MIN	G	A	PTS	SHT	SOG	FC	FS	CK	C	E
1996	23	23	2070	0	1	1	2	0	10	11	0	3	0

## IAN FULLER

Born: 08/31/1979

Birthplace: Portland, OR

SEASON	GP	GS	MIN	G	A	PTS	SHT	SOG	FC	FS	CK	C	E
2002	11	5	446	0	3	3	5	2	16	14	0	0	0
PLAYOFFS	GP	GS	MIN	G	A	PTS	SHT	SOG	FC	FS	CK	C	E
2002	3	0	36	0	0	0	0	0	3	1	0	0	0

## GIUSEPPE GALDERISI

Born: 03/22/1963

Birthplace: Salerno, Italy

SEASON	GP	GS	MIN	G	A	PTS	SHT	SOG	FC	FS	CK	C	E
1996	4	3	248	0	0	0	4	2	6	14	1	1	0
1997	7	7	514	0	2	2	12	3	6	19	2	3	0
<b>TOTALS</b>	<b>11</b>	<b>10</b>	<b>762</b>	<b>0</b>	<b>2</b>	<b>2</b>	<b>16</b>	<b>5</b>	<b>12</b>	<b>33</b>	<b>3</b>	<b>4</b>	<b>0</b>
PLAYOFFS	GP	GS	MIN	G	A	PTS	SHT	SOG	FC	FS	CK	C	E
1997	2	2	171	0	0	0	3	3	7	6	0	1	0



JANI GALIK					Born: 09/10/1984		Birthplace: Prerov, Czechoslovakia						
SEASON	GP	GS	MIN	G	A	PTS	SHT	SOG	FC	FS	CK	C	E
2006	2	1	46	0	0	0	0	0	1	0	0	0	0

SAM GEORGE					Born: 06/29/1970		Birthplace: Santa Margarita, CA						
SEASON	GP	GS	MIN	G	A	PTS	SHT	SOG	FC	FS	CK	C	E
1997	16	10	893	1	0	2	12	5	13	6	0	1	0

MARIO GORI					Born: 01/06/1973		Birthplace: Rosario, Argentina						
SEASON	GP	GS	MIN	G	A	PTS	SHT	SOG	FC	FS	CK	C	E
1999	17	16	1349	0	1	1	6	1	26	23	0	3	1

EDWIN GORTER						Born: 07/06/1963		Birthplace: Amsterdam, Netherlands					
SEASON	GP	GS	MIN	G	A	PTS	SHT	SOG	FC	FS	CK	C	E
1998	28	27	2394	7	7	21	72	25	27	20	53	5	0
1999	6	4	359	1	0	2	11	5	4	8	9	1	0
TOTALS	34	31	2753	8	7	23	83	30	31	28	62	6	0

RICHARD GOULOZE						Born: 11/16/1967		Birthplace: Amsterdam, Netherlands					
SEASON	GP	GS	MIN	G	A	PTS	SHT	SOG	FC	FS	CK	C	E
1998	29	29	2529	1	2	4	12	2	52	7	0	2	1
1999	11	9	805	0	0	0	1	0	15	4	0	1	0
TOTALS	40	38	3334	1	2	4	13	2	67	11	0	3	1

ARIEL GRAZIANI						Born: 06/07/1971		Birthplace: Empalme, Argentina					
SEASON	GP	GS	MIN	G	A	PTS	SHT	SOG	FC	FS	CK	C	E
1999	3	3	243	0	0	0	4	2	8	4	1	1	0

WINSTON GRIFFITHS						Born: 05/12/1978		Birthplace: Clarendon, Jamaica					
SEASON	GP	GS	MIN	G	A	PTS	SHT	SOG	FC	FS	CK	C	E
2002	8	6	428	0	2	2	7	2	13	7	8	0	0
PLAYOFFS	GP	GS	MIN	G	A	PTS	SHT	SOG	FC	FS	CK	C	E
2002	5	0	93	0	0	0	2	1	5	4	2	0	0

JOHN HARKES														Born: 03/08/1967				Birthplace: Kearny, NJ			
SEASON	GP	GS	MIN	G	A	PTS	SHT	SOG	FC	FS	CK	C	E								
1999	22	21	1880	0	8	8	25	5	31	29	8	1	0								
2000	28	27	2511	2	6	10	23	8	34	44	81	3	0								
2001	5	4	386	0	0	0	1	0	9	7	5	1	0								
TOTALS	55	52	4777	2	14	18	49	13	74	80	94	5	0								
PLAYOFFS	GP	GS	MIN	G	A	PTS	SHT	SOG	FC	FS	CK	C	E								
2000	3	3	270	0	0	0	3	1	2	5	1	1	0								

WOLDE HARRIS						Born: 01/26/1974		Birthplace: Kingston, Jamaica					
SEASON	GP	GS	MIN	G	A	PTS	SHT	SOG	FC	FS	CK	C	E
2000	31	31	2640	15	7	37	101	46	57	65	1	1	0
2001	21	17	1584	3	5	11	43	22	36	32	0	1	0
2002	22	11	1117	4	0	8	41	24	24	27	0	1	0
2003	17	9	856	2	2	6	26	13	22	20	0	0	0
TOTALS	91	68	6197	24	14	62	211	105	139	144	1	3	0
PLAYOFFS	GP	GS	MIN	G	A	PTS	SHT	SOG	FC	FS	CK	C	E
2000	3	3	224	1	1	3	9	6	2	6	0	0	0
2002	7	7	575	1	2	4	9	4	16	18	0	0	0
TOTALS	10	10	799	2	3	7	18	10	18	24	0	0	0

BILL HARTE					Born: 12/20/1971		Birthplace: Baltimore, MD						
SEASON	GP	GS	MIN	G	A	PTS	SHT	SOG	FC	FS	CK	C	E
1997	5	3	234	0	1	1	3	1	7	1	0	0	0

AIDAN HEANEY					Born: 08/09/1969		Birthplace: Newcastle-upon-Tyne, England						
SEASON	GP	GS	MIN	SOG	SV	SHO	GA	GAA	PKG	PKA	W	L	T
1996	19	18	1534	130	93	4	29	1.70	2	2	8	9	0

DANIEL HERNANDEZ						Born: 07/23/1976		Birthplace: Tyler, TX					
SEASON	GP	GS	MIN	G	A	PTS	SHT	SOG	FC	FS	CK	C	E
2002	19	16	1492	3	7	7	23	9	32	23	4	3	1
2003	9	4	520	0	2	2	8	2	20	10	0	0	0
2005	7	7	557	0	0	0	8	0	17	10	0	2	1
2006	7	5	429	0	0	0	1	0	9	7	0	3	0
TOTALS	42	32	2998	3	3	9	40	11	78	50	4	8	2
PLAYOFFS	GP	GS	MIN	G	A	PTS	SHT	SOG	FC	FS	CK	C	E
2002	6	6	583	1	1	3	9	2	19	18	0	3	0
2005	4	4	332	0	1	1	5	0	9	7	0	2	0
2006	4	3	297	0	0	0	2	1	7	4	0	1	0
TOTALS	14	13	1212	1	2	4	16	3	35	29	0	6	0

JAMIE HOLMES							Born: 04/04/1983		Birthplace: Springfield, VA					
SEASON	GP	GS	MIN	G	A	PTS	SHT	SOG	FC	FS	CK	C	E	
2005	1	0	20	0	0	0	0	0	2	0	0	0	0	

STEVE HOWEY					Born: 10/26/1971		Birthplace: Sunderland, England						
SEASON	GP	GS	MIN	G	A	PTS	SHT	SOG	FC	FS	CK	C	E
2004	3	3	193	0	0	0	0	0	2	0	0	0	0



EDUARDO HURTADO					Born: 01/12/1969		Birthplace: Esmeraldas, Ecuador						
SEASON	GP	GS	MIN	G	A	PTS	SHT	SOG	FC	FS	CK	C	E
2000	3	1	161	0	0	0	5	2	3	3	0	0	0

ZAK IBSEN					Born: 06/02/1972		Birthplace: Santa Clara, CA						
SEASON	GP	GS	MIN	G	A	PTS	SHT	SOG	FC	FS	CK	C	E
1996	6	4	363	0	0	0	1	0	5	2	0	0	0

ERIK IMLER					Born: 06/01/1971		Birthplace: Washington, DC						
SEASON	GP	GS	MIN	G	A	PTS	SHT	SOG	FC	FS	CK	C	E
1997	15	9	855	0	0	0	3	1	11	6	0	1	0

ROB JACHYM					Born: 10/28/1974		Birthplace: Poland, Mielec						
SEASON	GP	GS	MIN	G	A	PTS	SHT	SOG	FC	FS	CK	C	E
1997	6	0	152	0	0	0	8	3	0	2	1	0	0

JAIR					Born: 12/17/1974		Birthplace: Cape Verde Islands						
SEASON	GP	GS	MIN	G	A	PTS	SHT	SOG	FC	FS	CK	C	E
1998	11	8	643	3	1	7	9	4	7	13	6	0	0
1999	18	16	1263	1	1	3	18	9	15	15	14	4	0
TOTALS	29	24	1906	4	2	10	27	13	22	28	20	4	0

AVERY JOHN					Born: 06/18/1975			Birthplace: Point Fortin, Trinidad					
SEASON	GP	GS	MIN	G	A	PTS	SHT	SOG	FC	FS	CK	C	E
2004	21	19	1808	0	0	0	4	2	20	23	0	7	0
2005	14	13	1167	0	1	1	0	0	24	14	0	2	0
2006	10	10	893	0	0	0	0	0	12	14	0	3	1
2007	19	18	1559	0	1	1	2	1	25	22	0	4	0
TOTALS	64	60	5427	0	2	2	6	3	81	73	0	16	1
PLAYOFFS	GP	GS	MIN	G	A	PTS	SHT	SOG	FC	FS	CK	C	E
2004	3	3	300	1	0	2	2	1	8	2	0	2	0
2006	4	4	420	0	0	0	0	0	10	7	0	1	0
2007	4	4	360	0	0	0	1	1	6	4	0	1	0
TOTALS	11	11	1080	1	0	2	3	2	24	13	0	4	0

BRIAN KAMLER						Born: 02/12/1972		Birthplace: St. Louis, MO					
SEASON	GP	GS	MIN	G	A	PTS	SHT	SOG	FC	FS	CK	C	E
2002	16	13	1099	2	5	9	14	4	16	12	23	0	1
2003	28	28	2322	6	5	17	37	18	27	30	4	1	1
2004	22	20	1653	0	2	2	14	6	13	25	2	2	0
TOTALS	66	61	5074	8	12	28	65	28	56	67	29	3	2
PLAYOFFS	GP	GS	MIN	G	A	PTS	SHT	SOG	FC	FS	CK	C	E
2002	7	7	613	2	2	6	7	5	5	8	10	0	0
2003	2	2	138	0	0	0	0	0	2	2	0	0	0
2004	1	0	39	0	0	0	0	0	0	0	0	0	0
TOTALS	10	9	790	2	2	6	7	5	7	10	10	0	0

DAOUDA KANTE						Born: 07/16/1978		Birthplace: Hamdalleye, Bamako, Mali					
SEASON	GP	GS	MIN	G	A	PTS	SHT	SOG	FC	FS	CK	C	E
2002	8	8	729	1	0	2	1	1	15	4	0	2	0
2003	16	14	1319	0	0	0	2	2	25	3	0	5	1
2004	4	3	221	0	0	0	1	0	4	0	0	1	0
TOTALS	28	25	2269	1	0	2	4	3	44	7	0	8	1
PLAYOFFS	GP	GS	MIN	G	A	PTS	SHT	SOG	FC	FS	CK	C	E
2002	6	6	565	0	0	0	0	0	13	3	0	3	1

IBRAHIM KANTE					Born: 07/20/1981		Birthplace: Bamako, Mali						
SEASON	GP	GS	MIN	G	A	PTS	SHT	SOG	FC	FS	CK	C	E
2003	2	0	65	0	0	0	1	0	0	0	0	0	0

PAUL KEEGAN					Born: 12/30/1972			Birthplace: Dublin, Ireland					
SEASON	GP	GS	MIN	G	A	PTS	SHT	SOG	FC	FS	CK	C	E
1996	27	20	1844	3	4	3	11	30	18	40	1	4	0
1997	16	5	652	1	1	3	12	5	26	26	0	2	0
1998	20	7	892	1	4	6	17	6	33	24	0	1	0
1999	10	4	365	0	1	1	4	2	16	9	0	0	0
2000	11	0	83	1	1	3	1	1	6	3	0	0	0
TOTALS	84	36	3836	7	10	24	64	32	121	102	1	7	0
PLAYOFFS	GP	GS	MIN	G	A	PTS	SHT	SOG	FC	FS	CK	C	E
1997	2	0	46	0	0	0	2	1	1	0	0	0	0
2000	1	0	32	0	0	0	0	0	0	3	0	0	0
TOTALS	3	0	78	0	0	0	2	1	1	3	0	0	0

KRIS KELDERMAN					Born: 12/10/1968		Birthplace: Appleton, WI						
SEASON	GP	GS	MIN	G	A	PTS	SHT	SOG	FC	FS	CK	C	E
1999	18	11	995	0	2	2	3	2	14	9	0	1	0

JOHN KERR					Born: 03/06/1965		Birthplace: Toronto, Canada						
SEASON	GP	GS	MIN	G	A	PTS	SHT	SOG	FC	FS	CK	C	E
1996	7	6	564	2	1	5	11	4	13	5	1	1	0
1997	19	14	1136	2	4	8	19	15	24	11	0	1	0
TOTALS	26	20	1700	4	5	13	30	19	37	16	1	2	0



## STEVE KLEIN

Born: 05/11/1975

Birthplace: Evansville, IN

SEASON	GP	GS	MIN	G	A	PTS	SHT	SOG	FC	FS	CK	C	E
1997	4	0	73	0	0	0	0	0	1	3	1	0	0
PLAYOFFS	GP	GS	MIN	G	A	PTS	SHT	SOG	FC	FS	CK	C	E
1997	1	0	19	0	0	0	0	0	0	0	0	0	0

## TONY KUHN

Born: 12/15/1975

Birthplace: Memphis, TN

SEASON	GP	GS	MIN	G	A	PTS	SHT	SOG	FC	FS	CK	C	E
1999	6	2	214	0	0	0	5	1	7	4	0	1	0

## ALEXI LALAS

Born: 06/01/1970

Birthplace: Birmingham, MI

SEASON	GP	GS	MIN	G	A	PTS	SHT	SOG	FC	FS	CK	C	E
1996	25	25	2218	1	1	3	17	7	44	20	0	4	1
1997	30	29	2607	2	3	7	24	10	60	33	0	8	0
TOTALS	55	54	4825	3	4	10	41	17	104	53	0	12	1
PLAYOFFS	GP	GS	MIN	G	A	PTS	SHT	SOG	FC	FS	CK	C	E
1997	2	2	180	0	0	0	2	1	8	7	0	0	0

## GREG LALAS

Born: 03/27/1973

Birthplace: Birmingham, MI

SEASON	GP	GS	MIN	G	A	PTS	SHT	SOG	FC	FS	CK	C	E
1997	2	0	6	0	0	0	0	0	0	0	0	0	0

## RYAN LATHAM

Born: 11/18/1982

Birthplace: Dallas, TX

SEASON	GP	GS	MIN	G	A	PTS	SHT	SOG	FC	FS	CK	C	E
2005	6	1	157	0	0	0	3	2	3	4	0	0	0
PLAYOFFS	GP	GS	MIN	G	A	PTS	SHT	SOG	FC	FS	CK	C	E
2005	1	0	15	0	0	0	0	0	0	0	0	0	0

## MARSHALL LEONARD

Born: 12/29/1980

Birthplace: El Paso, TX

SEASON	GP	GS	MIN	G	A	PTS	SHT	SOG	FC	FS	CK	C	E
2003	10	5	550	0	0	0	2	0	9	11	0	1	0
2004	25	22	1992	0	1	1	5	2	45	22	0	7	0
2005	27	25	1923	1	1	3	15	8	36	26	0	5	0
2006	1	0	76	0	0	0	0	0	0	0	0	0	0
TOTALS	63	52	4541	1	2	4	22	10	90	59	0	13	0
PLAYOFFS	GP	GS	MIN	G	A	PTS	SHT	SOG	FC	FS	CK	C	E
2003	3	3	281	0	0	0	1	0	8	2	0	1	0
2004	3	3	261	0	1	1	2	1	2	2	0	0	0
2005	2	2	101	0	0	0	0	0	7	6	0	0	0
TOTALS	8	8	643	0	1	1	3	1	17	10	0	1	0

## TOM LIPS

Born: 06/25/1968

Birthplace: San Juan, Puerto Rico

SEASON	GP	GS	MIN	G	A	PTS	SHT	SOG	FC	FS	CK	C	E
1996	8	5	473	0	0	0	2	1	17	3	0	3	0

## CARLOS LLAMOSA

Born: 06/30/1969

Birthplace: Palmira, Colombia

SEASON	GP	GS	MIN	G	A	PTS	SHT	SOG	FC	FS	CK	C	E
2002	14	13	1056	0	1	1	1	0	28	12	0	3	0
2003	24	23	2001	0	0	0	0	0	34	22	0	9	0
TOTALS	38	36	3057	0	1	1	1	0	62	34	0	12	0
PLAYOFFS	GP	GS	MIN	G	A	PTS	SHT	SOG	FC	FS	CK	C	E
2002	5	5	459	0	0	0	1	0	7	4	0	2	1
2003	3	3	281	0	0	0	1	0	4	3	0	2	0
TOTALS	8	8	740	0	0	0	2	0	11	7	0	4	1

## TONY LOCHHEAD

Born: 01/12/1982

Birthplace: Tauranga, New Zealand

SEASON	GP	GS	MIN	G	A	PTS	SHT	SOG	FC	FS	CK	C	E
2006	16	9	797	0	2	2	0	0	11	6	0	1	0

## IVAN MCKINLEY

Born: 06/15/1969

Birthplace: Johannesburg, South Africa

SEASON	GP	GS	MIN	G	A	PTS	SHT	SOG	FC	FS	CK	C	E
1997	7	7	630	4	1	9	15	9	8	8	0	1	0
1998	28	28	2282	4	1	9	34	14	36	14	0	5	2
1999	29	29	2430	4	4	12	42	18	41	15	0	8	1
2000	13	12	1021	1	1	3	5	5	23	7	0	7	1
TOTALS	77	76	6363	13	7	33	96	46	108	44	0	21	4
PLAYOFFS	GP	GS	MIN	G	A	PTS	SHT	SOG	FC	FS	CK	C	E
1997	2	2	180	0	0	0	5	1	2	2	0	1	0

## TOM MCLAUGHLIN

Born: 09/12/1976

Birthplace: Harleysville, PA

SEASON	GP	GS	MIN	G	A	PTS	SHT	SOG	FC	FS	CK	C	E
1998	1	0	29	0	0	0	0	0	1	0	0	0	0

## VICTOR MELLA

Born: 11/14/1974

Birthplace: Santiago, Chile

SEASON	GP	GS	MIN	G	A	PTS	SHT	SOG	FC	FS	CK	C	E
1996	3	1	157	0	0	0	2	0	3	0	0	0	0

## JANUSZ MICHALLIK

Born: 04/22/1966

Birthplace: Chrozow, Poland

SEASON	GP	GS	MIN	G	A	PTS	SHT	SOG	FC	FS	CK	C	E
1998	12	9	759	0	0	0	4	1	8	11	0	0	0

## DAHIR MOHAMMED

Born: 03/17/1973

Birthplace: Addis Ababa, Ethiopia

SEASON	GP	GS	MIN	G	A	PTS	SHT	SOG	FC	FS	CK	C	E
1998	7	4	423	0	0	0	2	1	8	6	0	3	0



JASON MOORE						Born: 04/04/1978		Birthplace: Decatur, GA					
SEASON	GP	GS	MIN	G	A	PTS	SHT	SOG	FC	FS	CK	C	E
2003	13	1	328	0	0	0	4	2	5	9	1	1	0
PLAYOFFS	GP	GS	MIN	G	A	PTS	SHT	SOG	FC	FS	CK	C	E
2003	3	1	140	0	0	0	1	1	6	6	0	1	0

JOE-MAX MOORE					Born: 02/23/1971		Birthplace: Tulsa, OK						
SEASON	GP	GS	MIN	G	A	PTS	SHT	SOG	FC	FS	CK	C	E
1996	14	14	1238	11	1	23	36	19	20	24	2	2	0
1997	13	12	987	4	2	10	28	15	13	15	13	2	0
1998	21	21	1864	7	15	29	54	25	35	50	78	3	0
1999	29	29	2610	15	8	38	83	47	49	66	69	1	0
2003	16	13	1187	4	7	15	42	19	15	28	42	0	1
2004	3	3	246	0	2	2	4	2	4	1	5	1	0
TOTALS	96	92	8132	41	35	117	247	127	136	184	209	9	1
PLAYOFFS	GP	GS	MIN	G	A	PTS	SHT	SOG	FC	FS	CK	C	E
1997	2	2	180	1	0	2	2	2	3	6	3	0	0

JOSE LUIS MORALES						Born: 08/02/1973		Birthplace: Madrid, Spain					
SEASON	GP	GS	MIN	G	A	PTS	SHT	SOG	FC	FS	CK	C	E
2000	8	6	448	1	0	2	15	9	7	12	1	0	0
PLAYOFFS	GP	GS	MIN	G	A	PTS	SHT	SOG	FC	FS	CK	C	E
2000	2	0	68	0	1	1	1	0	0	0	4	0	0

MANNY MOTAJO							Born: 02/13/1970		Birthplace: Greenbelt, MD					
SEASON	GP	GS	MIN	G	A	PTS	SHT	SOG	FC	FS	CK	C	E	
1998	15	12	1012	0	2	2	3	1	24	3	0	4	1	
1999	2	1	56	0	0	0	0	0	2	0	0	0	0	
TOTALS	17	13	1068	0	2	2	3	1	26	3	0	4	1	

DAVID NAKHID						Born: 05/15/1964		Birthplace: Trinidad					
SEASON	GP	GS	MIN	G	A	PTS	SHT	SOG	FC	FS	CK	C	E
1998	18	14	1350	0	0	0	15	7	20	19	1	2	0

ALBERTO NAVEDA						Born: 11/23/1971		Birthplace: San Juan, Argentina					
SEASON	GP	GS	MIN	G	A	PTS	SHT	SOG	FC	FS	CK	C	E
1996	25	20	1734	6	7	19	65	35	51	60	56	8	0
1997	29	28	2394	7	6	20	69	38	66	75	52	1	0
TOTALS	54	48	4128	13	13	39	134	73	117	135	108	9	0
PLAYOFFS	GP	GS	MIN	G	A	PTS	SHT	SOG	FC	FS	CK	C	E
1997	2	2	180	0	0	0	1	1	5	2	9	0	0

PAT NOONAN						Born: 08/02/1980		Birthplace: St. Louis, Mo.						
SEASON	GP	GS	MIN	G	A	PTS	SHT	SOG	FC	FS	CK	C	E	
2003	28	17	1646	10	7	27	44	24	22	37	3	0	0	
2004	29	29	2545	11	8	30	75	37	33	42	0	4	0	
2005	21	21	1843	8	7	23	57	29	20	36	2	4	0	
2006	14	12	851	1	3	5	16	5	11	25	4	1	0	
2007	27	21	1738	7	4	18	42	24	12	41	2	2	0	
TOTALS	119	100	8623	37	29	103	234	119	98	181	11	11	0	
PLAYOFFS	GP	GS	MIN	G	A	PTS	SHT	SOG	FC	FS	CK	C	E	
2003	3	3	281	2	0	4	10	5	7	1	0	0	0	
2004	3	3	300	1	0	2	8	3	3	4	0	0	0	
2005	4	4	334	1	0	2	9	4	8	9	0	0	0	
2006	3	2	285	1	1	3	3	1	2	6	0	0	0	
2007	4	4	338	0	0	0	10	4	4	3	0	0	0	
TOTALS	17	16	1538	5	1	11	40	17	24	23	0	0	0	

ARSENE OKA					Born: 12/20/1983		Birthplace: Abidjan, Ivory Coast						
SEASON	GP	GS	MIN	G	A	PTS	SHT	SOG	FC	FS	CK	C	E
2007	1	0	10	0	0	0	0	0	0	0	0	0	0

FRANCIS OKAROH						Born: 08/25/1963		Birthplace: Enugu, Nigeria					
SEASON	GP	GS	MIN	G	A	PTS	SHT	SOG	FC	FS	CK	C	E
1996	20	20	1777	0	0	0	0	0	34	22	0	6	1
1997	29	29	2528	0	0	0	1	1	38	35	0	2	0
TOTALS	49	49	4305	0	0	0	1	1	72	57	0	8	1
PLAYOFFS	GP	GS	MIN	G	A	PTS	SHT	SOG	FC	FS	CK	C	E
1997	1	1	70	0	0	0	0	0	1	1	0	0	0

MATT OKOH						Born: 05/19/1972		Birthplace: Washington, DC					
SEASON	GP	GS	MIN	G	A	PTS	SHT	SOG	FC	FS	CK	C	E
2001	18	9	885	6	2	14	40	19	39	24	0	5	0

PATRICK OLALERE					Born: 04/28/1971		Birthplace: Lagos, Nigeria						
SEASON	GP	GS	MIN	G	A	PTS	SHT	SOG	FC	FS	CK	C	E
1997	1	0	21	0	0	0	0	0	0	0	0	0	0

OSCAR PAREJA						Born: 08/10/1968		Birthplace: Medellin, Colombia					
SEASON	GP	GS	MIN	G	A	PTS	SHT	SOG	FC	FS	CK	C	E
1998	13	13	1088	0	5	5	14	5	24	25	2	3	0





## CARLOS PARRA

Born: 02/03/1977

Birthplace: West Haven, CT

SEASON	GP	GS	MIN	G	A	PTS	SHT	SOG	FC	FS	CK	C	E
1999	12	4	473	1	0	2	3	1	12	2	0	2	1
2000	14	4	438	0	0	0	4	0	20	4	0	5	0
TOTALS	26	8	911	1	0	2	7	1	32	6	0	7	1
PLAYOFFS	GP	GS	MIN	G	A	PTS	SHT	SOG	FC	FS	CK	C	E
2000	1	0	1	0	0	0	0	0	0	0	0	0	0

## RICARDO PHILLIPS

Born: 01/31/1975

Birthplace: Panama City, Panama

SEASON	GP	GS	MIN	G	A	PTS	SHT	SOG	FC	FS	CK	C	E
2005	4	0	34	0	0	0	0	0	2	0	1	0	0

## RUSTY PIERCE

Born: 07/24/1979

Birthplace: The Woodlands, TX

SEASON	GP	GS	MIN	G	A	PTS	SHT	SOG	FC	FS	CK	C	E
2000	29	29	2600	0	0	0	6	1	66	55	0	7	0
2001	23	22	1988	0	0	0	5	2	48	44	0	6	0
2002	14	13	1161	0	0	0	5	0	22	22	0	4	0
2003	21	21	1878	0	0	0	2	1	28	27	0	7	1
2004	14	13	1179	0	0	0	1	0	20	17	0	3	0
TOTALS	101	98	8806	0	0	0	19	4	184	165	0	27	1
PLAYOFFS	GP	GS	MIN	G	A	PTS	SHT	SOG	FC	FS	CK	C	E
2000	1	1	35	0	0	0	0	0	2	2	0	0	0
2002	5	4	319	0	0	0	0	0	4	2	0	1	0
2003	3	3	281	0	0	0	0	0	3	1	0	1	0
2004	3	3	300	0	0	0	0	0	2	2	0	1	0
TOTALS	12	11	935	0	0	0	0	0	11	7	0	3	0

## ALEX PINEDA CHACON

Born: 12/19/1969

Birthplace: Santa Cruz de Yojoa, Honduras

SEASON	GP	GS	MIN	G	A	PTS	SHT	SOG	FC	FS	CK	C	E
2002	20	9	1014	2	2	6	20	9	11	10	9	0	0
PLAYOFFS	GP	GS	MIN	G	A	PTS	SHT	SOG	FC	FS	CK	C	E
2002	3	1	144	0	0	0	1	1	3	0	0	0	0

## MAURICIO RAMOS

Born: 09/23/1969

Birthplace: Santa Cruz, Bolivia

SEASON	GP	GS	MIN	G	A	PTS	SHT	SOG	FC	FS	CK	C	E
2000	21	21	1677	3	8	14	41	15	14	23	57	6	0

## JAMES RILEY

Born: 10/27/1982

Birthplace: Colorado Springs, CO

SEASON	GP	GS	MIN	G	A	PTS	SHT	SOG	FC	FS	CK	C	E
2005	23	12	1294	1	3	5	9	4	28	13	0	3	0
2006	20	20	1706	0	0	0	3	2	34	14	0	5	0
2007	27	22	2137	0	0	0	4	1	22	17	0	4	0
TOTALS	70	54	5137	1	3	5	16	7	84	44	0	12	0
PLAYOFFS	GP	GS	MIN	G	A	PTS	SHT	SOG	FC	FS	CK	C	E
2005	3	2	220	0	0	0	0	0	5	2	0	1	0
2006	1	1	90	0	0	0	1	0	0	0	0	0	0
2007	3	0	15	0	0	0	0	0	0	0	0	0	0
TOTALS	7	3	325	0	0	0	1	0	5	2	0	1	0

## CARLOS ROCHA

Born: 12/04/1974

Birthplace: Lisbon, Portugal

SEASON	GP	GS	MIN	G	A	PTS	SHT	SOG	FC	FS	CK	C	E
1998	16	4	537	0	1	1	11	3	9	11	0	1	0
1999	1	0	20	0	0	0	0	0	1	1	1	1	0
TOTALS	17	4	557	0	1	1	11	3	10	12	1	2	0

## JIM ROONEY

Born: 09/09/1968

Birthplace: Bronx, NY

SEASON	GP	GS	MIN	G	A	PTS	SHT	SOG	FC	FS	CK	C	E
2002	20	20	1715	1	2	4	19	5	32	13	8	4	1

## GIOVANNI SAVARESE

Born: 07/14/1970

Birthplace: Caracas, Venezuela

SEASON	GP	GS	MIN	G	A	PTS	SHT	SOG	FC	FS	CK	C	E
1999	27	25	2062	10	2	22	48	30	35	28	0	2	0

## DARREN SAWATZKY

Born: 02/22/1973

Birthplace: Seattle, WA

SEASON	GP	GS	MIN	G	A	PTS	SHT	SOG	FC	FS	CK	C	E
1996	28	19	1776	4	5	13	41	22	25	8	2	1	0
1997	26	5	895	1	0	2	16	7	12	7	0	1	0
TOTALS	54	24	2671	5	5	15	57	29	37	15	2	2	0

## CARLOS SEMEDO

Born: 01/21/1980

Birthplace: Lisbon, Portugal

SEASON	GP	GS	MIN	G	A	PTS	SHT	SOG	FC	FS	CK	C	E
2002	9	8	631	0	1	1	1	0	16	8	0	1	0

## DIEGO SERNA

Born: 11/03/1973

Birthplace: Medellin, Colombia

SEASON	GP	GS	MIN	G	A	PTS	SHT	SOG	FC	FS	CK	C	E
2002	5	2	248	1	1	3	12	6	7	10	1	1	0

## WILLIE SIMS

Born: 01/18/1984

Birthplace: Guatemala City, Guatemala

SEASON	GP	GS	MIN	G	A	PTS	SHT	SOG	FC	FS	CK	C	E
2006	9	2	219	0	0	0	5	1	3	6	0	0	0

## KYLE SINGER

Born: 08/06/1980

Birthplace: Plymouth, MN

SEASON	GP	GS	MIN	SOG	SV	SHO	GA	GAA	PKG	PKA	W	L	T
2003	1	0	1	0	0	0	0	0.00	0	0	0	0	0



JUERGEN SOMMER										
Born: 02/27/1969					Birthplace: New York, NY					
SEASON	GP	GS	MIN	SOG	SV	SHO	GA	GAA	PKG	PKA
2000	11	11	977	62	40	2	15	1.38	1	1
2001	10	10	911	68	50	1	17	1.68	0	1
2002	12	12	1090	87	53	2	29	2.39	1	1
TOTALS	54	54	4868	360	249	9	96	1.77	3	5

LEONARDO SQUADRONE										
Born: 12/01/1971					Birthplace: La Plata, Argentina					
SEASON	GP	GS	MIN	G	A	PTS	SHT	SOG	FC	FS
1997	23	23	1881	0	0	0	5	1	39	9
PLAYOFFS	GP	GS	MIN	G	A	PTS	SHT	SOG	FC	FS
1997	1	1	71	0	0	0	1	1	0	0

JIM ST. ANDRE										
Born: 02/15/1968					Birthplace: Seacliff, NY					
SEASON	GP	GS	MIN	SOG	SV	SHO	GA	GAA	PKG	PKA
1996	15	14	1346	91	57	2	27	1.81	0	0

WILLIAM SUNSING										
Born: 05/12/1977					Birthplace: San Jose, Costa Rica					
SEASON	GP	GS	MIN	G	A	PTS	SHT	SOG	FC	FS
2000	26	9	1263	1	3	5	38	17	32	40
2001	22	11	1100	3	1	7	26	8	13	33
TOTALS	48	20	2363	4	4	12	64	25	45	73
PLAYOFFS	GP	GS	MIN	G	A	PTS	SHT	SOG	FC	FS
2000	3	3	266	0	0	0	5	4	3	3

PATRICK TARDIEU										
Born: 06/09/1968					Birthplace: Haiti					
SEASON	GP	GS	MIN	G	A	PTS	SHT	SOG	FC	FS
1996	5	0	69	0	0	0	3	1	1	1

JOHNNY TORRES										
Born: 04/24/1976					Birthplace: Medellin, Colombia					
SEASON	GP	GS	MIN	G	A	PTS	SHT	SOG	FC	FS
1998	20	16	1179	2	3	7	22	11	19	17
1999	27	10	1248	3	3	9	28	14	25	32
2000	20	14	1328	1	4	6	28	21	36	30
2001	21	15	1415	2	4	8	32	21	30	24
TOTALS	88	55	5170	8	14	30	110	67	110	103
PLAYOFFS	GP	GS	MIN	G	A	PTS	SHT	SOG	FC	FS
2000	1	0	4	0	0	0	0	0	2	0

ROBERT UKROP										
Born: 04/05/1970					Birthplace: Richmond, VA					
SEASON	GP	GS	MIN	G	A	PTS	SHT	SOG	FC	FS
1996	9	8	634	2	1	5	14	8	9	10

JESSE VAN SAUN										
Born: 04/20/1976					Birthplace: Hillsdale, NJ					
SEASON	GP	GS	MIN	G	A	PTS	SHT	SOG	FC	FS
1998	5	0	117	0	0	0	0	0	4	3

JORGE VAZQUEZ										
Born: 11/28/1969					Birthplace: Buenos Aires, Argentina					
SEASON	GP	GS	MIN	G	A	PTS	SHT	SOG	FC	FS
2003	4	2	197	0	1	1	1	0	4	9

LUKE VERCOLLONE										
Born: 04/04/1982					Birthplace: Norwalk, CT					
SEASON	GP	GS	MIN	G	A	PTS	SHT	SOG	FC	FS
2004	2	0	2	0	0	0	0	0	0	0
2005	3	0	35	0	0	0	0	0	1	0
TOTALS	5	0	37	0	0	0	0	0	1	0

BOJAN VUCKOVIC										
Born: 07/17/1970					Birthplace: Belgrade, Yugoslavia					
SEASON	GP	GS	MIN	G	A	PTS	SHT	SOG	FC	FS
1996	1	0	14	0	0	0	0	0	1	0

MARK WATSON										
Born: 09/08/1970					Birthplace: Vancouver, BC, Canada					
SEASON	GP	GS	MIN	G	A	PTS	SHT	SOG	FC	FS
1996	4	4	303	1	0	2	1	1	12	2

RICHARD WEISZMANN										
Born: 04/08/1972					Birthplace: Bratislava, Czechoslovakia					
SEASON	GP	GS	MIN	G	A	PTS	SHT	SOG	FC	FS
1996	10	9	817	0	0	0	3	2	7	2

WELTON										
Born: 04/17/1975					Birthplace: Rio De Janeiro, Brazil					
SEASON	GP	GS	MIN	G	A	PTS	SHT	SOG	FC	FS
1996	29	20	1909	3	6	12	34	15	30	62

ANDY WILLIAMS										
Born: 09/23/1977					Birthplace: Toronto, Ontario, Canada					
SEASON	GP	GS	MIN	G	A	PTS	SHT	SOG	FC	FS
2001	20	17	1465	3	7	13	45	16	29	63
2002	5	2	275	0	2	2	8	3	7	12
TOTALS	25	19	1740	3	9	15	53	19	36	75

JOHN WILSON										
Born: 10/26/1977					Birthplace: Seneca, SC					
SEASON	GP	GS	MIN	G	A	PTS	SHT	SOG	FC	FS
2002	1	0	16	1	0	2	1	1	1	0



## EVANS WISE

		Born: 11/23/1973		Birthplace: Port-of-Spain, Trinidad											
SEASON	GP	GS	MIN	G	A	PTS	SHT	SOG	FC	FS	CK	C	E		
1997	11	7	649	1	0	2	11	5	22	18	0	2	0		
1998	10	5	641	0	1	1	12	4	21	22	0	1	0		
TOTALS	21	12	1290	1	1	3	23	9	43	40	0	3	0		
PLAYOFFS	GP	GS	MIN	G	A	PTS	SHT	SOG	FC	FS	CK	C	E		
1997	1	0	9	0	0	0	0	0	0	0	0	0	0		

## JOHN WOLYNIEC

		Born: 01/24/1977		Birthplace: Staten Island, NY											
SEASON	GP	GS	MIN	G	A	PTS	SHT	SOG	FC	FS	CK	C	E		
2001	1	0	45	0	0	0	1	1	0	1	0	1	0		

## PETER WOODRING

		Born: 02/05/1968		Birthplace: Kentfield, CA											
SEASON	GP	GS	MIN	G	A	PTS	SHT	SOG	FC	FS	CK	C	E		
1996	21	20	1622	1	3	5	25	4	24	33	21	3	0		

## ALAN WOODS

		Born: 10/12/1978		Birthplace: Burtonsville, MD											
SEASON	GP	GS	MIN	G	A	PTS	SHT	SOG	FC	FS	CK	C	E		
2001	18	15	1475	0	0	0	2	0	12	14	0	1	0		

## MAURICIO WRIGHT

		Born: 12/20/1970		Birthplace: San Jose, Costa Rica											
SEASON	GP	GS	MIN	G	A	PTS	SHT	SOG	FC	FS	CK	C	E		
2000	16	16	1464	1	1	3	11	5	17	33	0	8	0		
2001	24	24	2156	2	0	4	19	6	30	42	0	4	1		
TOTALS	40	40	3620	3	1	7	30	11	47	75	0	12	1		
PLAYOFFS	GP	GS	MIN	G	A	PTS	SHT	SOG	FC	FS	CK	C	E		
2000	3	3	270	1	0	2	4	4	3	3	0	2	0		

## KEVIN WYLIE

		Born: 06/12/1968		Birthplace: Hyannis, MA											
SEASON	GP	GS	MIN	G	A	PTS	SHT	SOG	FC	FS	CK	C	E		
1996	22	22	1839	0	2	2	9	2	30	22	1	3	0		
1997	3	0	31	0	0	0	0	0	1	0	0	0	0		
TOTALS	25	22	1870	0	2	2	9	2	31	22	1	3	0		

## ERIC WYNALDA

		Born: 06/09/1969		Birthplace: Fullerton, CA											
SEASON	GP	GS	MIN	G	A	PTS	SHT	SOG	FC	FS	CK	C	E		
2000	5	1	169	0	1	1	3	2	2	1	0	0	0		
2001	3	2	182	0	0	0	1	0	2	2	1	1	0		
TOTALS	8	3	351	0	1	1	4	2	4	3	1	1	0		
PLAYOFFS	GP	GS	MIN	G	A	PTS	SHT	SOG	FC	FS	CK	C	E		
2000	3	2	180	1	0	2	4	2	5	3	1	0	0		

## DANNY WYNN

		Born: 09/25/1983		Birthplace: St. Louis, MO											
SEASON	GP	GS	MIN	G	A	PTS	SHT	SOG	FC	FS	CK	C	E		
2006	2	0	62	0	0	0	0	0	1	2	0	0	0		

## WALTER ZENGA

		Born: 04/28/1960		Birthplace: Milan, Italy											
SEASON	GP	GS	MIN	SOG	SV	SHO	GAGAA	PKG	PKA	W	L	T			
1997	22	22	1980	113	81	6	28	1.27	1	1	15	7	0		
1999	25	25	2125	140	87	2	45	1.91	1	2	5	13	0		
TOTALS	47	47	4105	253	168	8	73	1.60	2	3	20	20	0		
PLAYOFFS	GP	GS	MIN	G	A	PTS	SHT	SOG	FC	FS	CK	C	E		
1997	2	2	180	14	7	0	5	2.50	0	0	0	2	0		

## FABIO ZUNIGA

		Born: 06/11/1981		Birthplace: Summit, NJ											
SEASON	GP	GS	MIN	G	A	PTS	SHT	SOG	FC	FS	CK	C	E		
2000	1	1	33	0	0	0	0	0	3	0	0	0	0		

## ADDITIONAL ROSTERED PLAYERS

Additional rostered players registry includes all other players who were members of the Revolution but did not see any game action. The list does not include players on the 2008 roster.

Name	Born	Seasons with New England
Clint Baumstark	01/09/1983	2004
Perek Belleh	01/02/1982	2004
Mersim Beskovic	10/16/1978	2001
Kevin Coye	03/14/1976	1998
Stephen Danbusky	04/18/1977	2001
Leandro de Oliveira	11/30/1982	2006
Randy Dedini	01/07/1970	2001
Gilberto Flores	07/05/1983	2005
Tony Frias	11/16/1979	2001, 2002, 2003
Miguel Gonzalez	09/23/1987	2006, 2007
Pat Haggerty	02/21/1983	2006
Anthony Latronica	08/08/1975	1999, 2000
Chris Loftus	10/20/1984	2007

Name	Born	Seasons with New England
Fernando Ortiz Solis	11/08/1982	2001
Russell Payne	07/03/1975	2000
Scott Powers	02/06/1979	2002
Marcos Romaneiro	06/11/1983	2005
Ryan Solle	09/11/1985	2007
Dmitri Strunkin	06/26/1976	2002
Andrew Terris	09/26/1981	2004
Bobby Thompson	05/07/1981	2004
Adam Throop	08/11/1977	2001
T.J. Tomasso	09/10/1983	2005, 2006
Scott Vallow	06/08/1977	2002
Adam Williamson	08/04/1984	2006
Easton Wilson	06/10/1983	2005



## ALL-TIME COACHING REGISTRY

All-time coaching registry includes the head coaches in Revolution club history and their records.

### FERNANDO CLAVIJO

SEASON	GP	W	L	T	SO/OT W	SO/OT L	PCT.	
2000	32	13	13	6	1	1	.500	
2001	27	7	14	6	1	0	.370	
<b>TOTALS</b>	<b>59</b>	<b>20</b>	<b>27</b>	<b>12</b>	<b>2</b>	<b>1</b>	<b>.441</b>	
PLAYOFFS	GP	W	L	T	SO/OT W	SO/OT L	PCT.	FINISH
2000	3	1	2	0	0	0	.333	Eastern Conference Semifinal Series

### STEVE NICOL

SEASON	GP	W	L	T	SO/OT W	SO/OT L	PCT.	
1999	2	2	0	--	1	0	1.000	
2002	20	10	10	1	0	1	.500	
2003	30	12	9	9	2	1	.550	
2004	30	8	13	9	--	--	.417	
2005	32	17	7	8	--	--	.656	
2006	32	12	8	12	--	--	.563	
2007	30	14	8	8	--	--	.600	
<b>TOTALS</b>	<b>176</b>	<b>75</b>	<b>55</b>	<b>47</b>	<b>3</b>	<b>2</b>	<b>.560</b>	
PLAYOFFS	GP	W	L	T	SO/OT W	SO/OT L	PCT.	FINISH
2002	7	3	2	2	0	1	.571	MLS Cup Finalist
2003	3	1	1	1	0	1	.500	Eastern Conference Finalist
2004	3	1	0	2	0	1	.500	Eastern Conference Finalist
2005	4	2	2	0	0	1	.500	MLS Cup Finalist
2006	4	2	1	1	0	1	.625	MLS Cup Finalist
2007	4	2	1	1	0	0	.625	MLS Cup Finalist
<b>TOTALS</b>	<b>24</b>	<b>11</b>	<b>7</b>	<b>7</b>	<b>0</b>	<b>5</b>	<b>.605</b>	

### THOMAS RONGEN

SEASON	GP	W	L	T	SO/OT W	SO/OT L	PCT.	
1997	32	15	17	--	3	4	.469	
1998	26	8	18	--	1	3	.308	
<b>TOTALS</b>	<b>58</b>	<b>23</b>	<b>35</b>	<b>--</b>	<b>4</b>	<b>7</b>	<b>.396</b>	
PLAYOFFS	GP	W	L	T	SO/OT W	SO/OT L	PCT.	FINISH
1997	3	1	2	0	0	0	.333	Eastern Conference Semifinal Series

### FRANK STAPLETON

SEASON	GP	W	L	T	SO/OT W	SO/OT L	PCT.	
1996	32	15	17	--	5	2	.469	

### WALTER ZENGA

SEASON	GP	W	L	T	SO/OT W	SO/OT L	PCT.	
1998	6	3	3	--	0	1	.500	
1999	30	10	20	--	2	5	.333	
<b>TOTALS</b>	<b>36</b>	<b>13</b>	<b>23</b>	<b>--</b>	<b>2</b>	<b>6</b>	<b>.361</b>	

## CLUB COACHING RECORDS

### GAMES COACHED

COACH	GM.
Steve Nicol	176
Fernando Clavijo	59
Thomas Rongen	58
Walter Zenga	36
Frank Stapleton	32

### WINS

COACH	W
Steve Nicol	75
Thomas Rongen	23
Fernando Clavijo	20
Frank Stapleton	15
Walter Zenga	13

### LOSSES

COACH	L
Steve Nicol	55
Thomas Rongen	35
Fernando Clavijo	27
Walter Zenga	23
Frank Stapleton	17

### TIES

COACH	T
Steve Nicol	47
Fernando Clavijo	12

### WINNING PERCENTAGE

COACH	PCT
Steve Nicol	.600
Frank Stapleton	.469
Fernando Clavijo	.441
Thomas Rongen	.396
Walter Zenga	.361

### PLAYOFF APPEARANCES

COACH	APP
Steve Nicol	6
Thomas Rongen	1
Fernando Clavijo	1



## KEY DATES IN REVOLUTION HISTORY

### October 17, 1995

New England Revolution born at Foxboro Stadium  
MLS allocated D Alexi Lalas (Padova, Italy) and D Mike Burns (Viborg, Denmark) to the Revolution

### January 4, 1996

Named Frank Stapleton the Revolution's first head coach  
Named Ron McEachen assistant coach

### February 5, 1996

MLS allocated GK Jim St. Andre (New York, A-League) and F Giuseppe Galderisi (Padova, Italy) to the Revolution

### February 7, 1996

Selected GK Jim Adams (Cleveland, NPSL), F Yari Allnutt (Inter de Tijuana, Mexico), M Geoff Augner (Vancouver, A-League), D Ted Chronopoulos (Panionios, Greece), M John DeBrito (Deportes, Africa), F Derek Droze (Deporte Arica, Chile), D Iain Fraser (Sacramento, CISL), D Tom Lips (New York, USISL), M Jorge Olamendi (Los Angeles, USISL), M Darren Sawatzky (Cascade, USISL), M Antonio Superbia (New Jersey, USISL), F Rob Ukrop (Richmond, USISL), F Bojan Vuckovic (Tampa, NPSL), D Richard Weismann (North Bay, USISL), F Marquis White (Santa Cruz, Bolivia) and D Peter Woodring (Welen, Germany) in the MLS Inaugural Draft

### March 4, 1996

Selected D Zak Ibsen (Baltimore, NPSL), F Alberto Naveda (Boca Juniors, Argentina) and F Welton (America, Brazil) in the MLS Supplemental Draft  
Selected M Imad Baba, M Paulo Dos Santos and F Paul Keegan in the MLS College Draft

### April 12, 1996

Placed F Yari Allnutt, F Derek Droze, M Jorge Olamendi and M Antonio Superbia on waivers

### April 15, 1996

Placed F Marquis White on waivers

### May 1, 1996

Signed GK Aidan Heaney (Carolina, A-League)

### May 2, 1996

Placed GK Jim Adams on waivers

### May 10, 1996

Placed F Giuseppe Galderisi on waivers

### May 21, 1996

Signed D Kevin Wylie (Cape Cod, USISL)

### May 24, 1996

Claimed M/F Victor Mella (San Jose Clash) off MLS waivers

### June 18, 1996

Placed M/F Victor Mella on waivers

### June 26, 1996

Acquired F John Kerr from the Dallas Burn in exchange for D Zak Ibsen

### June 28, 1996

Placed F Bojan Vuckovic and F Rob Ukrop on waivers

### June 30, 1996

Placed D Richard Weismann on waivers

### July 8, 1996

Signed F Patrick Tardieu (Haitian National Team)

### July 14, 1996

D Alexi Lalas and F Welton named to the East squad for the 1996 MLS All-Star game in New Jersey

### July 22, 1996

Signed D Francis Okaroh (Cape Cod, USISL)

### July 24, 1996

MLS allocated F Joe-Max Moore (Nuremberg, Germany) to the Revolution

### August 19, 1996

F Joe-Max Moore named MLS Player of the Week

### August 22, 1996

Placed F Patrick Tardieu on the injured list  
Revolution claims D Mark Watson (Columbus Crew) off MLS waivers

### September 26, 1996

Announced resignation of Head Coach Frank Stapleton

### September 30, 1996

Revolution Team Awards: Joe-Max Moore named Honda MVP and Budweiser Scoring Champion; Francis Okaroh named BIC Defensive Player of the Year

### November 5, 1996

Named Thomas Rongen head coach

### November 7, 1996

Placed M Paulo Dos Santos, D Tom Lips, GK Jim St. Andre and F Patrick Tardieu on waivers

### November 8, 1996

Claimed D Greg Lalas (Tampa Bay Mutiny) off MLS waivers

### November 20, 1996

Named Renato Capobianco and Richard Williams assistant coaches

### February 1, 1997

Selected GK Scott Coufal, F Steve Klein and F J.T. Roberts in the MLS College Draft  
Selected M Sam George (Anaheim Splash, CISL), D Bill Harte (Baltimore, NPSL) and F Patrick Olalere (Charleston, USISL) in the MLS Supplemental Draft

### February 20, 1997

MLS allocated F Chiquinho Conde (Vitoria de Setubal, Portugal) to the Revolution

### March 3, 1997

Placed M Geoff Augner and D Mark Watson on waivers

### March 4, 1997

MLS allocated GK Walter Zenga (Padova, Italy) to the Revolution

### March 5, 1997

Placed F J.T. Roberts on waivers

### March 6, 1997

MLS allocated D Leonardo Squadrone (Estudiantes, Argentina) to the Revolution

### March 10, 1997

Traded F Welton to the LA Galaxy in exchange for the Galaxy's first round selection in the 1998 MLS Supplemental Draft  
Signed M Alejandro Farias (Boca Juniors, Argentina) as a discovery player  
Placed D Iain Fraser, GK Aidan Heaney and M Peter Woodring on waivers

### March 17, 1997

Placed M John DeBrito on waivers

### April 15, 1997

Placed F Patrick Olalere on waivers

### May 7, 1997

Placed F Steve Klein on waivers

### May 9, 1997

Claimed M/D Erik Imler (D.C. United) off MLS waivers

### May 27, 1997

F Chiquinho Conde named MLS Player of the Week

### May 28, 1997

Placed D Kevin Wylie on waivers  
Re-signed F Steve Klein

### June 3, 1997

M Alberto Naveda named MLS Player of the Week



**June 5, 1997**  
Signed D Rob Jachym  
MLS allocated Project-40 D Brian Dunseth to the Revolution

**June 24, 1997**  
Placed D Greg Lalas on waivers

**June 30, 1997**  
Placed F Steve Klein on injured reserve

**July 1, 1997**  
D Ted Chronopoulos, F Chiquinho Conde, D Alexi Lalas and GK Walter Zenga named to the East squad for the 1997 MLS All-Star game in New Jersey

**July 10, 1997**  
Acquired M/F Evans Wise from the Tampa Bay Mutiny in exchange for M/D Bill Harle

**July 16, 1997**  
Signed GK Jeff Causey

**July 20, 1997**  
GK Walter Zenga is placed on injured reserve (left knee)

**August 5, 1997**  
F Joe-Max Moore is placed on injured reserve (right ankle)

**August 13, 1997**  
Acquired F Giuseppe Galderisi and M Ivan McKinley from the Tampa Bay Mutiny in exchange for F Chiquinho Conde and M/D Sam George

**September 18, 1997**  
Revolution Team Awards: Walter Zenga named Honda MVP; Alberto Naveda named Budweiser Scoring Champion; Francis Okaroh named BIC Defensive Player of the Year

**November 6, 1997**  
D Francis Okaroh claimed in the seventh round of the MLS Expansion Draft by the Chicago Fire

**November 11, 1997**  
Placed M Alejandro Farias, F Giuseppe Galderisi, M Erik Imler, F John Kerr and M Darren Sawatzky on waivers

**January 15, 1998**  
GK Walter Zenga announced his retirement from soccer

**January 26, 1998**  
Signed D Richard Gouloze (Cambuur, Holland) and D Janusz Michallik (Columbus Crew)

**February 1, 1998**  
Selected F Johnny Torres, M Jesse Van Saun, D Kevin Coye and F Tom McLaughlin in 1998 MLS College Draft  
Selected D Dahir Mohammed (Long Island, A-League), M Doug Neely (Anaheim Splash, CISL) and GK Dave Salzwedel (San Jose Clash) in 1998 MLS Supplemental Draft

**February 3, 1998**  
Signed F Carlos Rocha (Rhode Island, USISL)

**February 5, 1998**  
Acquired F Raul Diaz Arce from D.C. United; sent Alexi Lalas and a second-round selection in the 1999 MLS College Draft to the New York/New Jersey MetroStars; New York/New Jersey MetroStars sent second-round selection in the 1999 MLS College Draft and future considerations to D.C. United

**February 17, 1998**  
Placed M Steve Klein on waivers  
Released GK Dave Salzwedel

**February 23, 1998**  
Acquired M Edwin Gorter (NAC Breda, Holland)

**February 25, 1998**  
MLS allocated Project-40 F Jamar Beasley to the Revolution

**February 26, 1998**  
Acquired M David Nakhid (Al Ansar, Lebanon)

**March 24, 1998**  
Signed GK Ian Feuer (Luton Town, England)

**April 8, 1998**  
Signed M Jair (CSKA, Bulgaria)

**May 10, 1998**  
F Joe-Max Moore and D Mike Burns joined the U.S. World Cup Team in France

**May 21, 1998**  
Head Coach Thomas Rongen is named Assistant Coach of U.S. World Cup Team in France  
Signed D Manny Motajo (Los Angeles Galaxy) and F Tom McLaughlin  
Placed D Kevin Coye and M Jair on injured reserve

**May 26, 1998**  
Signed M Oscar Pareja (Deportivo Cali, Colombia)

**May 28, 1998**  
Placed F Rob Jachym on waivers

**June 3, 1998**  
Placed M Evans Wise on waivers

**June 8, 1998**  
Placed D Kevin Coye on waivers

**June 27, 1998**  
F Joe-Max Moore and D Mike Burns returned to the Revolution after competing for the U.S. in the World Cup in France

**June 29, 1998**  
Placed F Tom McLaughlin on waivers

**July 16, 1998**  
D Mike Burns and F Raul Diaz Arce named to the USA and World squads, respectively, for the 1998 MLS All-Star game in Orlando

**August 14, 1998**  
F Jamar Beasley joined the Revolution from the U.S. Under-20 team

**August 15, 1998**  
Acquired F Damian Alvarez from the Dallas Burn in exchange for M Oscar Pareja

**August 24, 1998**  
Announced resignation of head coach Thomas Rongen, assistant coach Renato Capobianco and assistant coach Richard Williams  
Named former GK and team MVP Walter Zenga head coach  
Named former head scout Sid Mazzola assistant coach

**September 26, 1998**  
Revolution Team Awards: Raul Diaz Arce named 1998 Budweiser Scoring Champion Award; Joe-Max Moore named Honda Team MVP Award; Mike Burns named Defender of the Year

**October 23, 1998**  
Foxboro Stadium named venue for MLS Cup 1999 to take place on November 21, 1999

**October 28, 1998**  
Named Walter Zenga player/coach

**October 31, 1998**  
Placed D Janusz Michallik, D Dahir Mohammed and M David Nakhid on waivers

**November 2, 1998**  
Selected M Shawn Medved (San Jose Clash) and M Kris Kelderman (Miami Fusion) in the MLS Waiver Draft

**January 5, 1999**  
Acquired D Dan Calichman from the LA Galaxy in exchange for a first round selection in the 1999 MLS Supplemental Draft and a second round selection in the 1999 MLS College Draft

**January 13, 1999**  
Appointed Joe Cummings assistant general manager/director of soccer

**January 20, 1999**  
Acquired F Giovanni Savarese and a second round selection in the 2000 MLS College Draft from the New York/New Jersey MetroStars in exchange for F Raul Diaz Arce

**February 2, 1999**  
Acquired M John Harkes from D.C. United in exchange for first and second round selections in the 2000 MLS College Draft and future considerations



## February 7, 1999

Selected M Leighton O'Brien in the MLS College Draft  
Selected D Chris Fox (Richmond Kickers, A-League) in the MLS Supplemental Draft  
Acquired two second round selections in the 2000 MLS College Draft from the New York/New Jersey MetroStars in exchange for a second round selection in the 1999 MLS College Draft

## February 16, 1999

Re-signed D Mike Burns

## February 24, 1999

Traded GK Ian Feuer to the Colorado Rapids in exchange for future considerations

## March 12, 1999

Signed M Paulo Dos Santos (Rhode Island, USL)

## March 16, 1999

M John Harkes ended his loan with Nottingham Forest (English Premier League) and joined the Revolution

## March 30, 1999

Revolution placed M Leighton O'Brien, M Chris Fox and F Carlos Rocha on waivers

## April 3, 1999

GK Walter Zenga named MLS Player of the Week

## April 5, 1999

Claimed F Tony Kuhn (Chicago Fire) off MLS waivers

## April 21, 1999

Named Giuseppe Galderisi assistant coach

## April 26, 1999

M Ivan McKinley named MLS Player of the Week

## April 27, 1999

F Jamar Beasley rejoined the Revolution after participating in the 1999 Under-20 World Cup in Nigeria

## May 20, 1999

F Joe-Max Moore and D Mike Burns called to the U.S. National Team for game against Argentina

## May 31, 1999

F Giovanni Savarese named MLS Player of the Week

## June 4, 1999

Acquired M Carlos Parra from the Miami Fusion in exchange for F Tony Kuhn and a second round selection in the 2000 MLS College Draft

## June 14, 1999

Signed D Chaka Daley (Boston Bulldogs, A-League)  
Waived D Manny Motajo

## June 21, 1999

F Joe-Max Moore named MLS Player of the Week

## June 22, 1999

Acquired D Mario Gori from the Miami Fusion in exchange for M Edwin Gorter

## June 29, 1999

Granted D Richard Gouloze his release

## July 9, 1999

M John Harkes, F Joe-Max Moore and GK Walter Zenga named to the East squad for the 1999 MLS All-Star game in San Diego  
Assistant General Manager and Director of Soccer Operations Joe Cummings announced his resignation

## July 26, 1999

MLS allocated F Ariel Graziani to the Revolution

## August 6, 1999

M John Harkes and F Joe-Max Moore rejoined the Revolution after participating in the Confederations Cup with the U.S.

## August 13, 1999

Acquired M Leonel Alvarez from the Dallas Burn in exchange for F Ariel Graziani  
Acquired M Jeff Baicher from the San Jose Clash in exchange for M Jair

## September 4, 1999

M Imad Baba made his 1999 debut after missing 26 games recovering from groin surgery

## September 12, 1999

M Ivan McKinley called to the South African National Team for the first leg of the Afro-Asian Cup

## September 13, 1999

F Giovanni Savarese named MLS Player of the Week

## September 28, 1999

M Ivan McKinley called back to the South African National Team for the second leg of the Afro-Asian Cup

## September 30, 1999

Relieved Walter Zenga of head coaching and playing duties  
Named Steve Nicol interim coach

## October 2, 1999

Revolution Team Awards: F Joe-Max Moore named Budweiser Scoring Champion and Honda MVP; D Dan Calichman named BIC Defender of the Year

## October 12, 1999

Named Sunil Gulati managing director of Kraft Soccer  
Appointed Brian O'Donovan chief operating officer

## November 22, 1999

Placed D Mario Gori and D Chaka Daley on waivers

## November 29, 1999

Named Fernando Clavijo head coach

## December 1, 1999

Waived M Kris Kelderman

## December 3, 1999

Claimed F Eduardo Hurtado (New York/New Jersey MetroStars) off MLS waivers

## December 6, 1999

Acquired M Mauricio Ramos and a selection in the 2001 MLS SuperDraft from the Tampa Bay Mutiny in exchange for a player allocation  
December 7, 1999  
Named Renato Capobianco assistant coach

## January 2, 2000

Acquired the Kansas City Wizards' second, third and fourth round selections in the 2000 MLS SuperDraft in exchange for M Jeff Baicher and the Revolution's third round selection in the 2000 MLS Super Draft

## January 5, 2000

Named Derek Aframe vice president of operations

## January 12, 2000

Named Ed Tremble assistant coach and director of youth development

## January 13, 2000

Acquired the Dallas Burn's first round pick in the 2000 MLS Super Draft, completing trade involving M Leonel Alvarez and F Ariel Graziani on August 13, 1999

## February 1, 2000

Named John Murphy goalkeeper coach

## February 6, 2000

Acquired F Wolde Harris and a third round selection in the 2000 MLS Super Draft from Colorado in exchange for first and second round selections in the 2000 MLS SuperDraft  
Selected M Rusty Pierce, M Shaker Asad, F Fabio Zuniga, GK Bo Oshoniyi, D Adam Eyrre and D Tom Hardy in the 2000 MLS Super Draft

## February 11, 2000

Signed GK Scott Budnick off MLS waivers  
Placed GK Bo Oshoniyi and D Tom Hardy on waivers

## March 7, 2000

Signed F William Sunning (Herediano, Costa Rica)



## March 14, 2000

Acquired GK Juergen Sommer from the Columbus Crew in exchange for a third round selection in the 2001 MLS SuperDraft and future considerations  
Placed M Paulo Dos Santos on waivers

## April 17, 2000

M Imad Baba named MLS Player of the Week

## May 17, 2000

Acquired M Joe Franchino (Los Angeles Galaxy) in MLS Special Draft  
Transferred F Eduardo Hurtado to Liga Universitaria de Quito (Ecuador)

## May 29, 2000

M Ted Chronopoulos named MLS Player of the Week

## May 30, 2000

Acquired D Mauricio Wright from the San Jose Earthquakes in exchange for D Mike Burns, D Dan Calichman and a first round selection in the 2001 MLS SuperDraft

## June 12, 2000

F Jamar Beasley named MLS Player of the Week

## July 7, 2000

Acquired F Eric Wynalda and future draft considerations from the Miami Fusion in exchange for D Ivan McKinley

## July 10, 2000

Signed F Jose Luis Morales (Salamanca, Spain)

## July 24, 2000

M John Harkes and M Ted Chronopoulos named to the East squad for the 2000 MLS All-Star game in Columbus

## July 25, 2000

F Wolde Harris named MLS Player of the Week

## August 23, 2000

Chief Operating Officer Brian O'Donovan announced that he will leave the organization at the end of the season, after five years with the Revolution

## September 4, 2000

Signed GK David Winner (Atlanta, A-League)  
D Brian Dunseth joins the U.S. Olympic team at the 2000 Sydney Olympics

## September 9, 2000

Revolution Team Awards: F Wolde Harris named Honda MVP and Budweiser Scoring Champion; D Rusty Pierce named BIC Defender of the Year; GK Jeff Causey named NY Life Humanitarian of the Year

## September 26, 2000

Named Todd Smith general manager

## November 1, 2000

Elected not to exercise contract option on F Jose Luis Morales  
Placed F Paul Keegan on waivers

## November 1, 2000

M Shaker Asad joined Project-40 team for tour of Argentina

## November 14, 2000

Named John Murphy assistant coach and director of youth development

## November 30, 2000

Re-signed F Wolde Harris

## December 20, 2000

F Eric Wynalda selected first-ever Honda Men's Soccer Player of the Decade

## January 9, 2001

Re-signed F Johnny Torres

## January 10, 2001

Re-signed M Ted Chronopoulos

## January 16, 2001

Re-signed M Leonel Alvarez

## February 5, 2001

Selected D Nick Downing, M Yari Allnut, M Fernando Solis Ortiz, GK Eric Pogue, D Shaun Tsakiris and M Michael Feller in 2001 MLS SuperDraft

## February 9, 2001

Named Jorge Espinoza assistant coach

## February 19, 2001

Re-signed F Eric Wynalda

## March 19, 2001

Acquired Matthew Okoh, defender Alan Woods and the Rapids' natural second round pick in the 2002 MLS SuperDraft from Colorado for midfielders Imad Baba and Carlos Parra

## March 20, 2001

Re-signed D Rusty Pierce to a multi-year deal

## April 2, 2001

Re-signed GK Juergen Sommer  
Waived GK Eric Pogue

## April 17, 2001

M Imad Baba named MLS player of the Week

## May 3, 2001

Traded F Eric Wynalda to Chicago for F John Wolyniec and a 2002 draft pick

## May 11, 2001

Acquired M Roland Aguilera and a conditional draft pick in 2002 MLS SuperDraft in exchange for M John Harkes from Columbus

## May 12, 2001

Claimed M Braeden Cloutier off waivers  
Placed F John Wolyniec on waivers

## May 21, 2001

F Cate named MLS Player of the Week

## June 20, 2001

Acquired M Jay Heaps and a second-round pick in the 2003 SuperDraft from Miami for D Brian Dunseth and first-round pick in the 2003 SuperDraft

## June 27, 2001

Signed GK José Carlos Fernandez

## July 3, 2001

Loaned M Roland Aguilera to Bolivian first division team

## July 19, 2001

Signed M Tony Frias III

## July 24, 2001

Cate named to the MLS Eastern Division All-Star team

## August 16, 2001

Acquired D Leo Cullen and a first-round draft pick in 2003 MLS SuperDraft from Miami for F Johnny Torres, M Shaker Asad and a second-round draft pick in the 2003 MLS SuperDraft

## November 16, 2001

Waived Alan Woods, Matt Okoh, Roland Aguilera and Fernando Ortiz Solis

## November 28, 2001

Elected not to exercise option on M Leonel Alvarez for 2002 Season

## November 30, 2001

Assistant Coach Jorge Espinoza announced departure

## December 20, 2001

Director of Business Development Dave Kasper announced departure

## December 21, 2001

Loaned William Sunning to Club Sport Herediano as World Cup qualifying schedule kept him away from New England

## January 2, 2002

Signed Head Coach Fernando Clavijo to a multi-year contract

## January 10, 2002

Named Steve Nicol assistant coach





**January 11, 2002**  
Acquired F Mamadou Diallo, M Alex Pineda Chacon, D Carlos Llamasa, M Steve Ralston and M Shaker Asad in MLS Allocation & Dispersal Drafts

**January 15, 2002**  
Signed GK Adin Brown

**February 10, 2002**  
Acquired F Taylor Twellman, F Ian Fuller, M Shalrie Joseph, M Derek Pottelger and M Marshall Leonard in 2002 MLS SuperDraft

**April 1, 2002**  
Signed M Carlos Semedo

**April 25, 2002**  
Waived M Shaun Tsakiris

**April 30, 2002**  
Signed F Ian Fuller

**May 18, 2002**  
Signed M Scott Powers

**May 23, 2002**  
Relieved head coach Fernando Clavijo of his duties  
Named assistant coach Steve Nicol interim head coach

**May 24, 2002**  
Traded F Mamadou Diallo, M Ted Chronopoulos and M Andy Williams to the MetroStars in exchange for F Diego Serna, M Brian Kamler and M/D Daniel Hernandez

**June 6, 2002**  
Named Matt Driver assistant coach

**July 18, 2002**  
Waived M Carlos Semedo

**July 19, 2002**  
Waived M Scott Powers

**July 20, 2002**  
Signed D Daouda Kante

**July 30, 2002**  
Signed M Winton Griffiths off waivers from the LA Galaxy  
Signed M Marshall Leonard

**September 7, 2002**  
Announced that General Manager Todd Smith decided to leave the club at the conclusion of the 2002 season

**November 4, 2002**  
Placed M Shaker Asad, F Ian Fuller and GK Juergen Sommer on waivers

**November 6, 2002**  
Appointed Steve Nicol head coach  
Named Renato Capobianco director of soccer

**December 3, 2002**  
Signed D Shalrie Joseph

**January 3, 2003**  
Acquired M Peter Nowak from the Chicago Fire in exchange for a conditional draft pick in the 2004 SuperDraft

**January 17, 2003**  
Acquired GK Matt Reis from the LA Galaxy in exchange for the rights to M Alex Pineda Chacon and a second round pick in the 2003 SuperDraft  
Selected F Pat Noonan, F Dimelon Westfield and GK Kyle Singer in 2003 MLS SuperDraft

**January 22, 2003**  
Waived M Braeden Cloutier

**January 27, 2003**  
Renegotiated contract of F Taylor Twellman

**January 28, 2003**  
Signed F Joe-Max Moore

**February 10, 2003**  
Announced the retirement of M Peter Nowak on Monday, received an undisclosed 2004 SuperDraft pick as compensation

**February 20, 2003**  
Re-signed D Carlos Llamasa

**April 11, 2003**  
Signed M Jason Moore after acquiring his rights from the Chicago Fire in exchange for a fourth round selection in the 2004 MLS SuperDraft

**April 16, 2003**  
Loaned D Nick Downing to the Portland Timbers (A-League)  
Placed M Winston Griffiths on waivers

**May 21, 2003**  
Signed F Ibrahim Kante to a developmental contract

**June 9, 2003**  
Signed M Jorge "Gallego" Vazquez

**July 7, 2003**  
Transferred M Daniel Hernandez to first division Mexican soccer club Necaxa

**July 23, 2003**  
Signed Uruguay M José Carlos Cancela Duran as a senior roster Discovery Player

**August 8, 2003**  
Traded Diego Serna to LA Galaxy for two conditional MLS SuperDraft picks

**August 21, 2003**  
Acquired Dario Fabbro and Chris Brown from the Kansas City Wizards in exchange for F Wolde Harris, M Jorge Vazquez and a conditional draft pick

**October 10, 2003**  
Signed F Chris Bagley as a Developmental Player

**October 25, 2003**  
Revolution Team Awards: F Taylor Twellman named Budweiser Scoring Champion and Honda Team MVP; GK Adin Brown named ADT Defender of the Year; M Brian Kamler named U.S. Soccer Humanitarian of the Year

**November 25, 2003**  
Waived D Nick Downing, M Tony Frias and F Ibrahim Kante

**December 16, 2003**  
Announced Craig Tornberg general manager

**January 6, 2004**  
Re-signed M Brian Kamler

**January 12, 2004**  
Shalrie Joseph named Grenada's Soccer Player of the Year

**January 14, 2004**  
Extended head coach Steve Nicol's contract for two years  
Re-signed D Jay Heaps and F Chris Brown

**January 16, 2004**  
Selected D Clint Dempsey, F/M Jeremiah White, F Felix Brilliant and M Andy Dorman in 2004 MLS SuperDraft.

**January 27, 2004**  
F/M Pat Noonan and M/D Steve Ralston called to U.S. National Team Training Camp

**February 5, 2004**  
Named Paul Mariner assistant coach and Peter Simonini goalkeeper coach  
Signed M Richie Baker

**February 10, 2004**  
Placed M Jason Moore on waivers

**February 26, 2004**  
F/M Pat Noonan and M/D Steve Ralston named to U.S. roster for match against Haiti

**March 8, 2004**  
Named Joe Cummings Technical Director

**March 24, 2004**  
MLS abandoned regular-season overtime



**April 8, 2004**

Traded F/M Chris Brown to the San Jose Earthquakes for future considerations

**April 13, 2004**

Signed M Andy Dorman as a Transitional International/Developmental Player

**April 20, 2004**

F Taylor Twellman and F/M Pat Noonan named to U.S. National Team roster to play Mexico

**April 24, 2004**

Signed M Luke Vercollone as a Developmental Player  
Loaned GK Kyle Singer to the New Hampshire Phantoms (USL-PDL)

**May 1, 2004**

Signed F Felix Brilliant as a Transitional International

**May 20, 2004**

Signed D Avery John as a Senior International

**June 1, 2004**

Named David Vanole goalkeeper coach

**June 7, 2004**

F/M Pat Noonan named MLS Player of the Week

**July 1, 2004**

Signed M Bobby Thompson as a developmental player

**July 10, 2004**

Called in GK Doug Warren from MLS Goalkeepers Pool

**July 13, 2004**

F/M Pat Noonan and M/F Clint Dempsey named to Eastern Conference All-Star Team

**July 14, 2004**

M/D Steve Ralston's goal against Chicago voted Sierra Mist Goal of the Week

**July 20, 2004**

Signed F Perek Belleh as a Developmental Player

**July 27, 2004**

M Shalrie Joseph and M/D Steve Ralston named as reserve players to the MLS All-Star Game

**August 3, 2004**

Waived D Daouda Kante

**August 26, 2004**

Signed D Steve Howey as Senior International

**September 19, 2004**

Revolution beat Colorado Rapids 6-1 at home, setting a team record for goals in a game (6), and tying a team record for goals in a half (4). Noonan, Twellman and Ralston each had two goals in the game, a feat that had previously only been accomplished once in MLS history (1998 LA Galaxy)

**October 16, 2004**

Revolution Team Awards: F/M Pat Noonan named Budweiser Scoring Champion; M/D Steve Ralston named Honda Most Valuable Player; GK Matt Reis named ADT Defender of the Year; M Brian Kamlar named U.S. Soccer Humanitarian of the Year; M/F Clint Dempsey named Midnight Riders' Man of the Year.

**October 20, 2004**

M/D Steve Ralston's against Chicago voted Sierra Mist Goal of the Week

**November 12, 2004**

M/F Clint Dempsey named Gatorade MLS Rookie of the Year

**November 26, 2004**

Waived M Richie Baker and D Steve Howey

**January 14, 2005**

Selected D Michael Parkhurst (Generation adidas), D/M James Riley and D Tony Lochhead in the 2005 MLS SuperDraft

**January 20, 2005**

Acquire GK Doug Warren from D.C. United in exchange for fourth pick in the 2006 MLS SuperDraft

**January 21, 2005**

Re-signed D Joe Franchino, D Marshall Leonard, M/D Steve Ralston and GK Matt Reis

**January 27, 2005**

F Joe-Max Moore announced his retirement from soccer

**February 2, 2005**

Selected F Jamie Holmes, F Ryan Latham, M Easton Wilson and D Jeff Larentowicz in 2005 MLS Supplemental Draft

**February 18, 2005**

Signed Brazil M Cassio Jose de Abreu Oliveira

**March 30, 2005**

Re-signed M Shalrie Joseph  
Signed F/M Connally Edozien

**April 11, 2005**

Named former Revs defender and captain Mike Burns Director of Soccer  
Announced the resignation of Technical Director Joe Cummings

**April 15, 2005**

Signed F Khano Smith  
Waived D Carlos Llamasa

**April 25, 2005**

Announced M Clint Dempsey was voted Honda MLS Player of the Week (Week 4).

**May 4, 2005**

MLS announced M Clint Dempsey as Honda MLS Player of the Month for April.

**May 29, 2005**

F Pat Noonan called in to join M Clint Dempsey and M Steve Ralston in U.S. National Team camp for World Cup qualifiers.

**June 28, 2005**

Waived M/F Felix Brilliant and M Cassio

**July 9, 2005**

Acquired M Gilberto Flores off of waivers

**July 30, 2005**

M Clint Dempsey, M Shalrie Joseph, D Michael Parkhurst, GK Matt Reis and F Taylor Twellman played in MLS All-Star game against Fulham FC in Columbus. F Pat Noonan was named as a starter but was unable to play because of injury. Twellman named Honda's MLS All-Star game MVP

**August 5, 2005**

Signed M/D Daniel Hernandez

**August 10, 2005**

M Steve Ralston and F Taylor Twellman called into U.S. National Team camp for World Cup qualifier against Trinidad & Tobago on Aug. 17, in Hartford, Conn.

**August 11, 2005**

MLS announced Revolution head coach Steve Nicol as coach of the MLS Select Team to face Real Madrid on August 23 in Spain

**August 19, 2005**

Acquired conditional second round pick in 2006 MLS SuperDraft and natural third Round pick in 2007 MLS SuperDraft from CD Chivas USA in exchange for salary budget considerations

**September 9, 2005**

Acquired Panama national team F/M Ricardo Phillips on loan from Tauro F.C. of Panama through the remainder of the 2005 season

**September 15, 2005**

Signed D Tony Lochhead  
Waived GK Kyle Singer

**October 15, 2005**

2005 Revolution Team Awards: F Taylor Twellman named Budweiser Golden Boot winner; M Shalrie Joseph named Honda Revolution Most Valuable Player; D Michael Parkhurst named Revolution Defender of the Year; GK Matt Reis named U.S. Soccer Revolution Humanitarian of the Year; F Taylor Twellman named Midnight Riders' Man of the Year



## November 10, 2005

MLS announced F Taylor Twellman as the 2005 MLS Honda Most Valuable Player

## November 12, 2005

MLS announced that M Clint Dempsey, M Shalrie Joseph and F Taylor Twellman were named to the RadioShack Best XI team for the 2005 MLS season

## November 14, 2005

The Revolution lost 1-0 in overtime to the Los Angeles Galaxy in MLS Cup 2005 at Pizza Hut Park in Frisco, Texas

## November 16, 2005

Waived F/M Connally Edozien, M Gilberto Flores, F Jamie Holmes, M/F Ricardo Phillips, M Marcos Romaneiro, M Luke Vercollone, and D/M Easton Wilson

## January 20, 2006

Selected M/F Leandro de Oliveira, F Willie Sims (Generation adidas) and F Kyle Brown in the 2006 MLS SuperDraft in Philadelphia  
Acquired an allocation from the Columbus Crew in exchange for two draft picks

## January 26, 2006

Selected D/M Danny Wynn, D John Queezy, M Adam Williamson and D Matt Wieland in the 2006 MLS Supplemental Draft

## March 31, 2006

Announced the signing of F Kyle Brown, D Jani Galik, D Pat Haggerty and M/F Leandro de Oliveira

## April 18, 2006

Brian Bilello named Chief Operating Officer

## May 2, 2006

F Clint Dempsey selected to the U.S.'s 2006 FIFA World Cup Squad  
F Taylor Twellman, F Pat Noonan, M Steve Ralston and GK Matt Reis were chose as alternates to the squad.

## May 24, 2006

Signed M/D Danny Wynn as a developmental player.  
Placed M/D Marshall Leonard on the season-ending injury list

## May 31, 2006

Signed M Adam Williamson as a developmental player

## June 22, 2006

M Clint Dempsey scored the U.S.'s lone goal against Ghana in the team's final game of group play at the 2006 FIFA World Cup.  
Dempsey's goal was the only goal scored by a U.S. player at the 2006 tournament.

## June 29, 2006

Waived F/M Leandro de Oliveira

## July 3, 2006

F/M Clint Dempsey selected as MLS Player of the Week

## July 6, 2006

Assistant coach David Vanole left the team

## July 12, 2006

M Shalrie Joseph and F/M Clint Dempsey voted to "First XI" for the 2006 MLS All-Star game vs. Chelsea FC

## July 20, 2006

Signed M Miguel Gonzalez as a developmental player

## August 7, 2006

Waived F/M Ryan Latham

## August 21, 2006

M Miguel Gonzalez selected for U.S. Under-20 team that competed at the 2006 Four Nations Busan Tournament

## Sept. 15, 2006

Signed Mexico senior international F José Manuel Abundis to the senior roster  
Signed Ivory Coast youth international M Arsene Oka to the developmental roster.

## Oct. 3, 2006

M Clint Dempsey won the 2006 Honda Award, presented annually to the top U.S. Soccer Men's National Team player as chosen by the American sports media

## Oct. 11, 2006

MLS announced that M/F Clint Dempsey won Sierra Mist Goal of the Week (Week 28)

## Oct. 14, 2006

Revolution Team Awards: GK Matt Reis named 2006 Revolution Honda MVP; M Shalrie Joseph named Revolution Best Defender, FWD Taylor Twellman awarded Budweiser Golden Boot, D Michael Parkhurst named U.S. Soccer Foundation Humanitarian of the Year; and M Andy Dorman named Midnight Riders' Man of the Year.

## Oct. 27, 2006

MLS announced that D Michael Parkhurst was chosen as the 2006 U.S. Soccer Foundation Humanitarian of the Year

## Nov. 10, 2006

MLS announced M Clint Dempsey had been named to the RadioShack "Best XI" for the 2006 season

## Nov. 12, 2006

Lost to the Houston Dynamo, 4-3, in penalty kicks at MLS Cup 2006; Taylor Twellman scores the Revs' lone goal in the 1-1 draw after two extra-time sessions at Pizza Hut Park in Frisco, Texas

## Nov. 16, 2006

Waived M Jani Galik, D Pat Haggerty, M Adam Williamson and D Danny Wynn

## Nov. 17, 2006

Toronto FC selected M José Cancela in the 2006 Expansion Draft

## Nov. 27, 2006

Elected not to exercise the option on F José Manuel Abundis

## Dec. 1, 2006

D Michael Parkhurst and F Willie Sims joined the Generation adidas team on a tour of England

## Dec. 22, 2006

Re-signed M/D Daniel Hernandez  
Hired Gwynne Williams as goalkeeper coach

## Dec. 28, 2006

Re-signed M/D Joe Franchino and F Pat Noonan

## Jan. 10, 2007

M Clint Dempsey completes transfer move to Fulham FC (EPL)

## Jan. 11, 2007

M David Beckham signed with MLS and Los Angeles Galaxy

## Jan. 12, 2007

Selected M Wells Thompson, M/D Amaechi Igwe (Generation adidas), M Ryan Solle, M Bryan Byrne, F Adam Cristman and D Kyle Helton in 2007 MLS SuperDraft  
Traded a portion of an allocation to Los Angeles in exchange for one of L.A.'s 2007 MLS SuperDraft first-round selections (fifth overall) and a conditional 2008 MLS SuperDraft second-round selection  
Traded F Kyle Brown to Real Salt Lake in exchange for one of RSL's 2007 MLS SuperDraft fourth-round selections (from FCD)

## Jan. 18, 2007

Selected GK Phil Marquig, D Gary Flood and F Chris Loftus in the 2007 MLS Supplemental Draft

## Jan. 23, 2007

Re-signed D/M Marshall Leonard and GK Doug Warren  
Elevated M/D Jeff Larentowicz to the 18-man senior roster

## Feb. 2, 2007

Signed M Wells Thompson and M Ryan Solle

## Feb. 12, 2007

F Taylor Twellman signed a long-term contract extension

## Feb. 13, 2007

Announced two-year regional TV partnership with TV38 (WSBK, Boston)

## March 7, 2007

Signed F Adam Cristman, D Gary Flood, GK Brad Knighton and F Chris Loftus to developmental contracts  
Re-signed M Miguel Gonzalez to developmental contract



**April 6, 2007**

Re-signed GK Matt Reis

**April 10, 2007**

Waived D/M Tony Lochhead

**April 13, 2007**

Signed M Bryan Byrne as a senior international

**April 25, 2007**

MLS Disciplinary Committee fined M Shalrie Joseph \$500 for "lack of respect for the game" stemming from an incident on April 19 at Columbus

**May 2, 2007**

MLS announces that Taylor Twellman won the Sierra Mist Goal of the Week for Week 4

**May 14, 2007**

MLS announces Taylor Twellman was named Player of the Week for Week 6

**May 19, 2007**

Signed D Kyle Helton to a developmental contract

**May 24, 2007**

D Michael Parkhurst, M Steve Ralston and F Taylor Twellman named to the United States' 2007 CONCACAF Gold Cup squad

**June 15, 2007**

D Amaechi Igwe named to the US Under-20 World Cup Roster

**June 20, 2007**

M/D Joe Franchino receives a "Season-Ending Injury" from MLS; M/D Daniel Hernandez is waived by the club

**June 22, 2007**

F Taylor Twellman named to the United States 2007 Copa America squad

**June 26, 2007**

Head coach Steve Nicol named head coach of the 2007 MLS All-Stars

**July 2, 2007**

D Joe Franchino undergoes surgery to repair peroneal tendon injury

**July 5, 2007**

M Shalrie Joseph, D Michael Parkhurst and GK Matt Reis named to the MLS All-Star "First XI"

**July 18, 2007**

M Steve Ralston and F Taylor Twellman added to MLS All-Star roster as inactive players

**August 31, 2007**

Signed M Sainey Nyassi as a youth international  
Released M Arsene Oka and M Ryan Solle  
Traded salary budget considerations to FC Dallas in exchange for FCD's natural first-round selection in the 2008 Supplemental Draft.

**September 6, 2007**

Signed M Abdoulie Mansally as a youth international

**September 13, 2007**

MLS announces Taylor Twellman won Sierra Mist Goal of the Week for Week 24

**September 14, 2007**

Promoted F Adam Cristman to the 18-man senior roster

**October 3, 2007**

Won the 2007 Lamar Hunt U.S. Open Cup, defeating FC Dallas, 3-2, at Pizza Hut Park in Frisco, Texas

**Oct. 13, 2006/7**

Revolution Team Awards: F Taylor Twellman named 2007 Revolution Honda MVP, won Midnight Riders' Man of the Year and the Budweiser Golden Boot; D Michael Parkhurst named Defender of the Year and U.S. Soccer Foundation Humanitarian of the Year

**October 31, 2007**

MLS announces that D Michael Parkhurst won the 2007 Fair Play Award

**November 5, 2007**

MLS announces that D Michael Parkhurst won the 2007 Visa Defender of the Year

**November 8, 2007**

MLS announces that D Michael Parkhurst's goal at Toronto on Oct. 20 is one of five finalists for Sierra Mist Goal of the Year

**November 13, 2007**

MLS awards Seattle the league's 15th team via expansion, which will begin play in 2009

**November 17, 2007**

M Shalrie Joseph and D Michael Parkhurst named to MLS' 2007 "Best XI" team

**November 18, 2007**

Houston Dynamo defeat the Revolution, 2-1, in MLS Cup 2007 at RFK Stadium in Washington, D.C.  
M Steve Ralston sets the U.S. record for games played in all professional contests

**November 19, 2007**

F Willie Sims and D/M Amaechi Igwe join the Generation adidas trip to Spain

**November 21, 2007**

D/M James Riley chosen by San Jose in the 2007 MLS Expansion Draft

**November 29, 2007**

M Bryan Byrne, M Miguel Gonzalez, D/M Marshall Leonard, F Chris Loftus and F Willie Sims waived by the club

**January 3, 2008**

M Andy Dorman transfers to St. Mirren of the Scottish Premier League

**January 18, 2008**

Acquired D Chris Albright from the Los Angeles Galaxy in exchange for allocation money  
Selected D Rob Valentino, M Mike Videira, M Joe Germanese, D Matthew Brlner and F/M Spencer Wadsworth in the 2008 MLS SuperDraft

**January 24, 2008**

Re-signed D/M Joe Franchino  
F Pat Noonan transfers to Aalesund of the Norwegian League  
Selected F Kehli Dube, M Chris Tierney, M Kyle Altman and Saidi Isaac in the 2008 MLS Supplemental Draft

**February 7, 2008**

Major League Soccer announces that the Revs will participate in the 2008 SuperLiga tournament

**February 15, 2008**

Re-signed F/M Abdoulie "Kenny" Mansally and M/F Sainey Nyassi



## DRAFT HISTORY

### 1996 INAUGURAL DRAFT

Rd. (Over. Pick)	Player	College/Club
1 (5)	Ian Fraser	Sacramento (CISL)
2 (15)	Peter Woodring	SV Wehen (GER)
3 (25)	Bohan Vuckovic	Tampa Bay (NPSL)
4 (35)	Marquis White	Santa Cruz (BOL)
5 (45)	Ted Chronopoulos	Panionios (GRE)
6 (55)	Yari Alnutt	Inter de Tijuana (MEX)
7 (65)	Rob Ukrop	Richmond (USISL)
8 (75)	Darren Sawatzky	Cascade (USISL)
9 (85)	Tom Lips	New York (USISL)
10 (95)	Richard Weiszmann	North Bay (USISL)
11 (105)	John Debrito	New York (USISL)
12 (115)	Jim Adams	Cleveland (NPSL)
13 (125)	Geoff Aunger	Vancouver (APSL)
14 (135)	Antonio Superbia	N.J. Dragons (USISL)
15 (145)	Derk Droze	CD Arica (CHI)
16 (155)	Jore Olamendi	L.A. Salsa (APSL)

### 1996 SUPPLEMENTAL DRAFT

1 (6)	Alberto Naveda	Long Island (USISL)
2 (16)	Wellton	America (BRA)
3 (26)	Zak Ibsen	Baltimore (NPSL)

### 1996 COLLEGE DRAFT

1 (6)	Paul Keegan	Boston College
2 (16)	Imad Baba	Clemson
3 (26)	Paulo Dos Santos	Rhode Island

### 1997 COLLEGE DRAFT

2 (12)	Scott Coufal	Indiana
3 (22)	Steve Klein	Bowling Green

### 1997 SUPPLEMENTAL DRAFT

1 (3)	Bill Harte	Baltimore (NPSL)
2 (12)	Patrick Olalere	Charleston (USISL)
3 (22)	Sam George	Anaheim (CISL)

### 1998 COLLEGE DRAFT

1 (5)	Johnny Torres	Creighton
2 (17)	Jesse Van Saun	St. John's
3 (29)	Kevin Coye	UCLA
3 (36)	Tom McLaughlin	Harvard

### 1998 SUPPLEMENTAL DRAFT

1 (5)	Dahir Mohammed	Long Island (A-League)
2 (17)	Doug Neeley	Anaheim (CISL)
3 (29)	Dave Salzwedel	San Jose (MLS)

### 1999 COLLEGE DRAFT

3 (25)	Leighton O'Brien	San Diego
--------	------------------	-----------

### 1999 SUPPLEMENTAL DRAFT

2 (13)	Chris Fox	Richmond (A-League)
--------	-----------	---------------------

### 2000 SUPERDRAFT

2 (14)	Rusty Pierce (P-40)	UNC-Greensboro
3 (31)	Shaker Asad (P-40)	N.C. State
3 (36)	Fabio Zuniga	Raritan Valley CC
4 (38)	Adam Eyre	Santa Clara
4 (39)	Bo Oshoniye	Atlanta (A-League)
6 (63)	Tom Hardy	Vancouver (A-League)

### 2001 SUPERDRAFT

2 (21)	Nick Downing (P-40)	Maryland
4 (42)	Yari Allnutt	Rochester (A-League)
5 (53)	Eric Pogue	Mid-Michigan (PDL)
5 (54)	Shaun Tsakiris	UCLA
6 (66)	Michael Feller	Virginia

### 2002 SUPERDRAFT

Rd. (Over. Pick)	Player	College/Club
1 (2)	Taylor Twellman	1860 Munich (GER)
2 (14)	Shalrie Joseph	St. John's
2 (21)	Ian Fuller	Clemson
4 (41)	Derek Potteiger	Penn State
4 (45)	Marshall Leonard	Virginia
4 (49)	Erik Ozimek	Davidson

### 2003 SUPERDRAFT

1 (9)	Pat Noonan	Indiana
3 (29)	Kyle Singer	Boston College

### 2004 SUPERDRAFT

1 (8)	Clint Dempsey (P-40)	Furman
3 (23)	Jeremiah White	Wake Forest
6 (58)	Andy Dorman	Boston University

### 2005 SUPERDRAFT

1 (9)	Michael Parkhurst (GA)	Wake Forest
2 (21)	James Riley	Wake Forest
3 (33)	Tony Lochhead	UC-Santa Barbara

### 2005 SUPPLEMENTAL DRAFT

2 (21)	Ryan Latham	Southern Methodist
3 (33)	Easton Wilson	Connecticut
4 (45)	Jeff Larentowicz	Brown

### 2006 SUPERDRAFT

1 (11)	Leandro de Oliveira	Alabama-Birmingham
2 (23)	Willie Sims (GA)	Cal St. Northridge
3 (35)	Kyle Brown	Tulsa

### 2006 SUPPLEMENTAL DRAFT

1 (11)	Danny Wynn	St. Louis
2 (23)	John Queeley	N.C. State
3 (35)	Adam Williamson	Lehigh
4 (47)	Matt Wieland	Creighton

### 2007 SUPERDRAFT

1 (5)	Wells Thompson	Wake Forest
1 (12)	Amaechi Igwe (GA)	Santa Clara/U.S. U-20
2 (25)	Ryan Solle	Wake Forest
3 (38)	Bryan Byrne	UC-Santa Barbara
4 (48)	Adam Cristman	Virginia
4 (51)	Kyle Helton	Duke

### 2007 SUPPLEMENTAL DRAFT

1 (12)	Phil Marfuggi	Clemson
2 (25)	Gary Flood	Hofstra
3 (38)	Chris Loftus	Duke

### 2008 SUPERDRAFT DRAFT

1 (13)	Rob Valentino	San Francisco
2 (18)	Mike Videira	Duke
2 (27)	Joe Germanese	Duke
3 (41)	Matthew Britner	Brown
4 (55)	Spencer Wadsworth	Duke

### 2008 SUPPLEMENTAL DRAFT

1 (8)	Kehli Dube	Coastal Carolina
1 (13)	Chris Tierney	Virginia
2 (27)	Kyle Altman	Trinity (TX)
3 (41)	Saidi Isaac	Winthrop

P-40: Nike Project-40 player GA: Generation adidas player



## LAMAR HUNT U.S. OPEN CUP

The New England Revolution won its first-ever club cup championship last season when the team defeated FC Dallas for the 2007 Lamar Hunt U.S. Open Cup championship. The Revs have participated in the Open Cup tournament eight times since the team's inception in 1996, earning a 9-6-2 overall record in the annual tournament.

The tournament - the oldest cup competition in America - the Lamar Hunt U.S. Open Cup, has existed for over 80 years, and incorporates soccer clubs of every level, ranging from Major League Soccer pro teams to the amateur leagues. The annual event, which began in 1914, ranks among the oldest cup competitions in the world. The single elimination tournament was born as the National Challenge Cup, and was modeled after England's Football Association Cup format.

The U.S. Open Cup, which is open to all soccer teams in the country that qualify, showcases an unusual mix of local amateur teams and the leading pro teams. The unpredictable nature of the tournament was exhibited in 2006 by the Cinderella run of Roma FC, an amateur team from Dallas that defeated two pro clubs - USL Division 1 team Miami FC and MLS side Chivas USA - before falling to defending champs the L.A. Galaxy.

To compete, a team must qualify in one of four categories: Division I (Major League Soccer), Division II (USL First Division), Division III (USL Second Division) or Amateur Division (USL Premier Development League and U.S. Adult Soccer Association). Forty-two teams - 26 professional and 16 amateur squads - make up the annual bracket after qualifying for the tournament.

The tournament is single-elimination and was renamed the Lamar Hunt U.S. Open Cup in 1999 to honor the long-time soccer supporter and pioneer. Hunt, the owner of the Columbus Crew and Kansas City Wizards of MLS and the Dallas Tornados of the old NASL, was one of the sports first major ownership figures and is a member of the National Soccer Hall of Fame. The winner of the U.S. Open Cup, in addition to receiving a \$100,000 cash prize, has its name engraved on the Dewar Cup, the oldest trophy in American team sports.



The winner of the Lamar Hunt U.S. Open Cup is engraved on the Dewar Cup, which is housed at the National Soccer Hall of Fame.



The Revolution won its first-ever cup championship in 2007, defeating FC Dallas, 3-2, on October 3 in Frisco, Texas, to win the 2007 Lamar Hunt U.S. Open Cup



## U.S. OPEN CUP BOX SCORES

### 1997 U.S. OPEN CUP - THIRD ROUND

**Revolution 3 at Long Island Rough Riders (A-League) 4 (2 OT)**  
Aug. 1, 1997 at New Britain, Conn. (Willow Brook Park)

#### Scoring:

NE - Kerr, (Moore) 6, Sawatsky (Moore) 15, Moore (Naveda) 50.  
LIR - Rinker (Inneh) 45, Rooney (unassisted) 75, Rooney (Inneh) 79,  
Mohammed (Rooney) 108.

### 2000 U.S. OPEN CUP - SECOND ROUND

**Mid-Michigan Bucks (PDL) 1 at Revolution 0**

June 14, 2000 at Foxborough, Mass. (Foxboro Stadium)

#### Scoring:

MMB - Schomaker (Maruti) 90.  
NE - None.

### 2001 U.S. OPEN CUP - THIRD ROUND

**Mid-Michigan Bucks (PDL) 1 at Revolution 7**

June 27, 2001 at Foxborough, Mass. (Foxboro Stadium)

#### Scoring:

MMB - Snape (Pogue) 12.  
NE - Asad (Okoh) 7, Okoh (Williams) 20, Harris (Asad, Heaps) 36, Harris  
(unassisted) 44, Sunsing 56, Okoh (Cloutier) 76, Cate (Sunsing, Okoh)  
82.

### 2001 U.S. OPEN CUP - FOURTH ROUND

**Charleston Battery (A-League) 1 at Revolution 2**

July 11, 2001 at Foxborough, Mass. (Foxboro Stadium)

#### Scoring:

CHA - Conway (unassisted) 26.  
NE - Asad (Chronopoulos) 19, Torres (Chronopoulos, Cate) 66.

### 2001 U.S. OPEN CUP - QUARTERFINAL

**Columbus Crew 1 at Revolution 2**

July 24, 2001 at Foxborough, Mass. (Foxboro Stadium)

#### Scoring:

CLB - Perez (Oughton) 85.  
NE - Cate (penalty kick) 50, Sunsing (Williams) 62.

### 2001 U.S. OPEN CUP - SEMIFINAL

**D.C. United 0 at Revolution 2**

August 22, 2001 at Foxborough, Mass. (Foxboro Stadium)

#### Scoring:

DC - None.  
NE - Williams (Franchino, Chronopoulos) 9, Williams (Sunsing, Alvarez)  
40.

### 2001 U.S. OPEN CUP - FINAL

**Revolution 1 at L.A. Galaxy 2 (OT)**

October 27, 2001 at Fullerton, Calif. (Titan Stadium)

#### Scoring:

NE - Harris (unassisted) 30.  
LA - Hendrickson (Vannoy) 70, Califf (Jones) 92.

### 2003 U.S. OPEN CUP - FOURTH ROUND

**Rochester Rhinos 1 (A-League) at Revolution 2**

August 6, 2003 at Ludlow, Mass. (Lusitano Stadium)

#### Scoring:

ROC - Mladenov (Miller) 23.  
NER - Ralston (Moore) 25, Twellman (Noonan) 45.

### 2003 U.S. OPEN CUP - QUARTERFINAL

**Revolution 1 at MetroStars 2 (2OT)**

August 27, 2001 at Piscataway, N.J. (Yurcak Field)

#### Scoring:

NE - Heaps (Joseph) 47+.  
MET - Mathis (Guevara) 29, Guevara (Pope, Magee) 116.

### 2004 U.S. OPEN CUP - FOURTH ROUND

**Rochester Rhinos (A-League) 1 at Revolution 1**

*(Rochester advances on penalty kicks, 3-1)*

July 20, 2004 at Ludlow, Mass. (Lusitano Stadium)

#### Scoring:

ROC - Wilson (unassisted) 61.  
NE - Noonan (Baker) 7.

### 2005 U.S. OPEN CUP - FOURTH ROUND

**Chicago Fire 3 at Revolution 2 (2OT)**

August 3, 2005 at Ludlow, Mass. (Lusitano Stadium)

#### Scoring:

CHI - Herron (Guerrero) 18, Brown (John) 96, Herron (unassisted) 99.  
NE - Joseph (Cancela) 22, Dorman (unassisted) 120.

### 2006 U.S. OPEN CUP - FOURTH ROUND

**Revolution 0 at Rochester Rhinos (USL-1) 0 (2OT)**

*(New England advances on penalty kicks, 5-4)*

August 2, 2006 at Rochester, N.Y. (PAETEC Park)

#### Scoring:

None.

### 2006 U.S. OPEN CUP - QUARTERFINAL

**Revolution 1 at Chicago Fire 2**

August 23, 2006 at Bridgeview, Ill. (Toyota Park)

#### Scoring:

NE - Twellman (Dempsey) 27.  
CHI - Herron (Carr) 12, Herron (penalty kick) 58.

### 2007 U.S. OPEN CUP - THIRD ROUND

**New England Revolution 4 at Rochester Rhinos (USL-1) 2**

July 10, 2007 at PAETEC Park (Rochester, N.Y.)

#### Scoring:

NE - Ralston (unassisted) 19, Twellman (Riley) 67, Twellman (Ralston)  
90, Ralston (penalty kick) 93+  
ROCH - Diallo (Ball) 76, Diallo (Menyongar) 85

### 2007 U.S. OPEN CUP - QUARTERFINAL

**Harrisburg City Islanders (USL-2) 1 at New England Revolution 2**

August 8, 2007 at Gillette Stadium (Foxborough, Mass.)

#### Scoring:

HAR - Tanzini (unassisted) 78  
NE - Dorman (Joseph) 4, Twellman (Noonan) 17

### 2007 U.S. OPEN CUP - SEMIFINAL

**Carolina RailHawks (USL-1) 1 at New England Revolution 2**

September 4, 2007 at Veterans Stadium (New Britain, Conn.)

#### Scoring:

CAR - Maher (Steele) 6  
NE - Larentowicz (Noonan) 48+, Noonan (Cristman) 93

### 2007 U.S. OPEN CUP - FINAL

**New England Revolution 3 at FC Dallas 2**

October 3, 2007 at Pizza Hut Park (Frisco, Texas)

#### Scoring:

NE - Noonan (unassisted) 21, Twellman (Noonan) 41, Thompson  
(Noonan) 57  
FCD - Alvarez (Wagenfuhr) 30, Thompson (Goodson) 64



## CONCACAF CHAMPIONS CUP



The Confederations of North, Central America and Caribbean Associations of Football (CONCACAF) has staged the **CONCACAF Champions Cup** annually since 1962 (no tournaments were held 1964-66). Major League Soccer clubs began competing in 1997 when the Los Angeles Galaxy won the tournament, defeating Mexico's Santos Laguna in the championship. The Revolution has competed twice in the CONCACAF Champions Cup - in 2003 and 2006 - both times after claiming runner-up finishes in the previous year's MLS Cup and joining the MLS Cup champion in the tournament. Beginning in 2007, the MLS Supporters Shield winner and the MLS Cup champion earned invitations to the event.

The 2008 Champions Cup will be the final edition of the tournament as a new regional club championship will be launched in August 2008: **CONCACAF Champions League**. The new tournament has been developed to mirror UEFA's Champions League in Europe and CONMEBOL's Copa Libertadores in South America.

Twenty-four teams (four teams from Mexico and U.S., three from the Caribbean: two each from Costa Rica, El Salvador, Guatemala, Honduras and Panama, and one each from Canada, Belize, and Nicaragua) will compete in the tournament, with 16 teams entering directly into group play. The remaining 16 teams will play in qualifying home-and-away series for the right to be placed in one of the four groups of four for round-robin competition. The top two teams from each group will advance to the knock-out rounds, featuring home-and-away elimination.

The winner of the inaugural CONCACAF Champions League will be crowned in April 2009. The champion will also represent CONCACAF at the 2009 FIFA Club World Cup.

### 2003 CONCACAF CHAMPIONS CUP

#### ROUND-OF-16

CSD Municipal (GUA) 4, San Jose Earthquakes 2  
San Jose Earthquakes 2, CSD Municipal 1  
(CSD Municipal win 5-4 on aggregate)

LD Alajuelense (CRC) 4, New England Revolution 0  
LD Alajuelense 1, New England Revolution 3  
(LD Alajuelense win 5-3 on aggregate)

Deportivo Árabe Unido (PAN) 2, Columbus Crew 1  
Columbus Crew 3, Deportivo Árabe Unido 0  
(Columbus Crew win 4-2 on aggregate)

CD Motagua (HON) 2, Los Angeles Galaxy 2  
Los Angeles Galaxy 1, CD Motagua 0  
(Los Angeles Galaxy win 3-2 on aggregate)

#### QUARTERFINALS

CA Monarcas Morelia (MEX) 6, Columbus Crew 0  
Columbus Crew 2, CA Monarcas Morelia 0  
(Monarcas Morelia win 6-2 on aggregate)

Los Angeles Galaxy 1, CD Necaxa (MEX) 4  
CD Necaxa 2, Los Angeles Galaxy 1  
(CD Necaxa win 6-2 on aggregate)

### 2006 CONCACAF CHAMPIONS CUP

#### QUARTERFINALS

New England Revolution 0, LD Alajuelense (CRC) 0  
LD Alajuelense 1, New England Revolution 0  
(LD Alajuelense win 1-0 on aggregate)

Los Angeles Galaxy 0, Deportivo Saprissa (CRC) 0  
Deportivo Saprissa 3, Los Angeles Galaxy 2 (aet)  
(Deportivo Saprissa win 3-2 on aggregate)

### 2008-09 CONCACAF CHAMPIONS LEAGUE COMPETITION CALENDAR

#### 2008

End July:

All qualification completed

August 26-28:

Draw for preliminary round

September 2-4:

Preliminary Round, First-legs

September 16-18:

Preliminary Round, Second-legs

September 23-25:

Group Stage - Match Day 1

September 30 - October 2:

Group Stage - Match Day 2

October 7-9:

Group Stage - Match Day 3

October 21-23:

Group Stage - Match Day 4

October 28-30:

Group Stage - Match Day 5

#### 2009

February 24-26:

Quarterfinals, First Legs

March 3-5:

Quarterfinals, Second Legs

March 17-19:

Semifinals, First Legs

April 7-9:

Semifinals, Second Legs

April 21-23:

Final, First Leg

April 28-30:

Final, Second Leg

December:

FIFA Club World Cup







Revitalize your home  
with the colors of your home team.

**Just add color.**  
**Just add Glidden.**



Try the Glidden® Color Visualizer  
at [www.glidden.com](http://www.glidden.com)  
to see how you can  
bring excitement to any room  
with Glidden® paint.

**1-800-GLIDDEN**  
**[www.glidden.com](http://www.glidden.com)**



*is a proud sponsor of*



© 2008 KCI Paints. All rights reserved. The Glidden design is a registered trademark of The Glidden Company. KCI Paints. © 2008 MLS. All Major League Soccer properties used by permission. All rights reserved.

# TNT VACATIONS.COM

A TNT Vacation Is ... Sunshine.

**New England's Leading Leisure Tropical  
Vacation Company for Over 30 Years!**

**Something for everyone...**

- **Family Vacations**
- **Adventure Travel**
- **Group Travel**
- **Celebrity Come Alongs**
- **Luxury Vacations**
- **Golf & Spa Getaways**

**...and much more.**

Over 20 warm-weather destinations, including the  
Caribbean, Mexico, Costa Rica and Bermuda



  
**BERMUDA**  
*Just One Step*

  
**HONDURAS**  
*Where you go, you know.*

**JAMAICA**  
*There you go, you know.*

**MEXICO**  
BEHIND NO OTHER VACATIONS

**ARUBA**  
+

**Official Travel Provider Of The New England Revolution  
And The New England Patriots Cheerleaders**



**tntvacations.com • 1-888-GO-TNT-GO**

to call your  
travel agent

**NEW ENGLAND REVOLUTION**

REVUS-08



**PRIDE AND PASSION**



**MAJOR LEAGUE  
SOCCER**



## MAJOR LEAGUE SOCCER



420 Fifth Avenue, 7th Floor New York, New York 10018  
Phone (212) 450-1200 Fax (212) 450-1300  
www.MLSnet.com



**DON GARBER**  
MLS Commissioner

### COMMISSIONER'S OFFICE

Commissioner	Don Garber
Deputy Commissioner	Ivan Gazidis
President, MLS	Mark Abbott
President, SUM	Doug Quinn
Exec. VP, MLS	JoAnn Neale
Chief Financial Officer	Sean Prendergast
Sr. VP, Strategic Business Development	Nelson Rodriguez
Special Asst. to the Commissioner	Ali Curtis
Exec. Asst. to the Commissioner	Cynthia Carvajal
Exec. Asst. to Mark Abbott & Ivan Gazidis	Ashley Drezner

### BROADCASTING

Executive Producer, Broadcasting/SUM	Michael Cohen
Director, Broadcasting	Larry Tiscornia
Manager, Broadcasting	Jason Saghini
Coordinator, Broadcasting	Johanna Rojas

### COMMUNICATIONS AND MLS INTERNET NETWORK

Sr. VP, Marketing and Communications	Dan Courtemanche
Director, Communications	Will Kuhns
Director, International Communications	Marisabel Munoz
Manager, Sports Communications	Stephen Rodriguez
Manager, Corporate Communications	Sean Dennison
Coordinator, International Communications	Ben Spencer
Coordinator, New Media Public Relations	Susan Marschall
Editorial Consultant, MLS Communications	Rick Lawes
Consultant, International Communications	Gabriel Gabor
General Manager Baseball Advanced Media (BAM)	Martin Keely

### FINANCE & INFORMATION TECHNOLOGY

Director, Payroll & Tax	Walter Konopka
Accounting Manager	Yessenia Martinez
Manager, Financial Analysis & Reporting	Josh Neier
Coordinator, Finance	Edwin Fernandez
Coordinator, Accounts Payable	Camille Carrillo
Staff Accountant	Avina Ramnarine
Staff Accountant	Dustin Smith
Director, Information Technology	John Sullivan
Coordinator, Information Technology	Christian Barris
Consultant, Finance	Alex Goldberg

### GAME OPERATIONS

Senior Director, Operations	Evan Dabby
Manager, Game Operations	Jef Thiffault
Manager, Operations	Jeremy Lisch
Coordinator, Operations	Luis Rodriguez
Consultant, Operations	Diane Johnson
Consultant, Operations	Jan Osborne

### HUMAN RESOURCES & ADMINISTRATION

Director, Human Resources & Administration	Susie Goldsmith
Coordinator, Human Resources & Administration	Donna Martinez
Benefits Manager	Yanick Sohan
Office Administrator	Georgia Crosby
Receptionist	Catherine Irick

### INTERNATIONAL BUSINESS

Exec. VP of International Business & Special Events	Will Wilson
Director, International Business	Orlando Conquta
Manager, International Business	Take Nakamura
Consultant, International Business and Operations	Thom Meredith

### LEGAL

VP Business and Legal Affairs	William Z. Ordover
Legal Counsel	Jennifer Duberstein
Associate Legal Counsel	Brett Lashbrook
Administrator, Legal	Jasmin Rivera

### BUSINESS DEVELOPMENT

Executive VP, SUM	Kathryn Carter
Senior Director, Hispanic Business	Michael Gandler
Senior Director, Business Development	Gil Larsen
Manager, Online Sales & Business Development	Steve Nunez
Manager, Business Development	Courtney Carter
Executive Assistant, SUM	Monique Beau
Executive Assistant, SUM	Alyssa Enverga

### PARTNERSHIP MARKETING

VP, Partnership Marketing	David Wright
Director, Partnership Marketing	Camilo Durano
Director, Partnership Marketing	Russell Sargeant
Coordinator, Partnership Marketing	Emily Behncke
Account Executive, Partnership Marketing	Sara Toussaint
Account Executive, Partnership Marketing	Brett Gaudin

### MARKETING & CONSUMER PRODUCTS

VP, Marketing and Consumer Products	Stu Crystal
Director, Marketing	Marco Liceaga
Retail Manager, Consumer Products	Carly Williamson
Manager, Marketing	Charlie Shin
Manager, Community Relations	Jan Greenberg
Director, Fan Development	Neel Shah
Account Executive, Fan Development	Jerome Rankine
Director, Creative	Richard Levy
Manager, Design	Thibault Chevillard
Graphic Designer	Sergio Delgado
Ambassador, Fan Development	Mark Santel
Ambassador, Fan Development	Dante Washington

### SPECIAL EVENTS

VP, Special Events	Geoffrey Hayes
Director, Special Events	Jen Maurillo
Manager, Special Events	Lindsay Nevins
Coordinator, Special Events	Christie Lenox

### SOCCER AND PLAYER DEVELOPMENT

Exec. VP, Player Relations & Competition	Todd Durbin
Senior Director, Player Personnel	Lino DiCuollo
Director, Player Programs	Alfonso Mondelo
Manager, Player Personnel	Jessica Minetti
Coordinator, Player Personnel	Vanessa DiLiddo
Asst. to Commissioner's Office for On-Field Competition	Joe Machnick

### TEAM SERVICES

Head of Team Services	Paul Mott
VP, Team Services	Brad Pursel
Senior Director, Team Services	Bryant Pfeiffer



## 2008 MLS FACT SHEET

### WHAT

Major League Soccer is the top-flight professional soccer league in the United States and was founded in 1996, after the country hosted the 1994 FIFA World Cup. Entering its 13th season in 2008, MLS is experiencing a period of growth highlighted by expansion, the construction of soccer-specific stadiums, and the addition of new investors. The San Jose Earthquakes join as an expansion team beginning in 2008, Seattle will be home to an expansion team in 2009, and the League aims to have 16 teams by 2010.

### TEAMS

EASTERN CONFERENCE	WESTERN CONFERENCE
Chicago Fire	Chivas USA
Columbus Crew	Colorado Rapids
D.C. United	FC Dallas
Kansas City Wizards	Houston Dynamo
New England Revolution	Los Angeles Galaxy
New York Red Bulls	Real Salt Lake
Toronto FC	San Jose Earthquakes
Seattle begins play in 2009; its conference will be announced at a later date.	

### SEASON

- o The 2008 MLS regular season opens March 29 and ends Oct. 26. The MLS Cup Playoffs begin Oct. 30. MLS Cup 2008, the League's championship game, will take place Nov. 23 at The Home Depot Center in Carson, Calif.
- o In 2008 the 14 MLS teams will each play a 30-game regular season and eight teams will advance to the MLS Cup Playoffs. The top three teams in each conference, plus two "wild cards" with the most points after 30 games, regardless of conference, will qualify. The team that finishes with the most regular season points is awarded the Supporters' Shield and earns an automatic bid to the annual CONCACAF Champions Cup tournament.
- o More than 33 million fans have attended regular season games in MLS' 12-season history.
- o MLS set an all-time attendance record in 2007 as 3.27 million fans attended regular season games.
- o In the 2007 Sierra Mist MLS All-Star Game, the MLS All-Stars defeated Scottish Premier League champion Celtic FC, 2-0, at Dick's Sporting Goods Park, home of the Colorado Rapids. MLS is now 4-0 against international opponents in All-Star Games.
- o In 2008, eight of the 14 teams will play in soccer-specific stadiums that were custom built for MLS teams during the past seven years. (More on stadiums below).

### PLAYERS

- o The 2006 U.S. World Cup 23-man roster featured 11 MLS players (at the time of the tournament) and 18 players with MLS experience.
- o At the end of the 2007 regular season, MLS had 130 players born outside the United States, representing 53 different countries.
- o A list of notable MLS players follows:
- o **Juan Pablo Ángel (New York Red Bulls):** Colombian National Team forward was a standout with Aston Villa in England before joining the Red Bulls as a Designated Player in 2007.
- o **David Beckham (Los Angeles Galaxy):** Former Real Madrid/Manchester United midfielder and English national team standout joined the Galaxy in 2007 as the team's Designated Player.
- o **Cuauhtémoc Blanco (Chicago Fire):** One of the most popular athletes in Mexico, Blanco is a regular for his national team and joined the Fire in 2007 as their Designated Player.
- o **Brian Ching (Houston Dynamo):** One of the best attacking players in the air in MLS, the Hawaiian native was a member of the 2006 U.S. World Cup team.
- o **Jimmy Conrad (Kansas City Wizards):** Veteran defender was a standout for the U.S. World Cup team in Germany in 2006.
- o **Dwayne De Rosario (Houston Dynamo):** De Rosario, from Scarborough, Ontario, is one of the League's most exciting and dangerous play-makers. He is the only two-time MLS Cup MVP winner.
- o **Landon Donovan (Los Angeles Galaxy):** Turning 26 in March, he began the year tied for the most career goals (34) for the U.S. Men's National Team and is considered the best American player today.
- o **Luciano Emilio (D.C. United):** The 2007 winner of the Budweiser Golden Boot for most goals and the Honda MVP, this Brazilian striker became the first player since 2002 to score 20 goals in a season.
- o **Marcelo Gallardo (D.C. United):** Dynamic attacker twice represented Argentina at the World Cup, led Monaco to the French League title and helped River Plate win the Copa Libertadores.
- o **Christian Gómez (Colorado Rapids):** Clever Argentine midfielder was the 2006 MLS Honda MVP.
- o **Taylor Twellman (New England Revolution):** The 2005 MLS MVP and Budweiser Golden Boot winner. Twellman has scored more MLS goals (91) than any player since he joined the League in 2002.

### TELEVISION

- o MLS has secured long-term national television agreements with ABC and ESPN, Univision, HDNet, Fox Soccer Channel and Fox Sports on Español.
- o All MLS teams have regional television agreements.
- o Every MLS match will be televised in 2008, either nationally or regionally.



## INVESTORS

Major League Soccer is structured as a single, limited liability company (single-entity). In the single-entity business structure, club operators own a financial stake in the league, not just their individual team. The MLS investors are:

- o **Phil Anschutz & the Anschutz Entertainment Group (AEG):** Investor-operator of the Houston Dynamo and Los Angeles Galaxy (other domestic sports business ventures include the Staples Center, The Home Depot Center, the NBA's Los Angeles Lakers and the NHL's Los Angeles Kings).
- o **The Hunt Family (Hunt Sports Group):** Investor-operator of FC Dallas and the Columbus Crew (other sports business ventures include the NFL's Kansas City Chiefs and NBA's Chicago Bulls).
- o **The Kraft Family (Kraft Soccer):** Investor-operator of the New England Revolution (other sports business ventures include the NFL's New England Patriots).
- o **Kroenke Sports Enterprises:** Investor-operator of the Colorado Rapids (other sports business ventures include the NBA's Denver Nuggets, NHL's Colorado Avalanche and NFL's St. Louis Rams).
- o **Dave Checketts & Sports Capital Partners:** Investor-operator of Real Salt Lake. Checketts is the former president of the NHL's New York Rangers, the NBA's New York Knicks and Madison Square Garden (other sports business ventures include the NHL's St. Louis Blues).
- o **Jorge Vergara & Antonio Cue:** Investor-operator of Club Deportivo Chivas USA (other sports business ventures include soccer club Chivas de Guadalajara in Mexico and soccer club Saprissa in Costa Rica).
- o **Red Bull Company Limited:** The Austrian company that produces the world's leading energy drink owns Red Bull New York. Other sports investments by Red Bull include a NASCAR team, Red Bull Salzburg, extreme sports and Formula One auto racing.
- o **Maple Leaf Sports & Entertainment:** Investor-operator of Toronto FC (other sports business ventures include the NHL's Toronto Maple Leafs and the NBA's Toronto Raptors).
- o **OnGoal, LLC:** Investor-operator group of the Kansas City Wizards consists of six Kansas City-area residents led by Cerner Corporation executives Neal Patterson and Cliff Illig.
- o **D.C. United Holdings:** Investor-operator of D.C. United is led by Victor MacFarlane and William H.C. ("Will") Chang. Chang holds ownership interest in Major League Baseball's San Francisco Giants.
- o **Lew Wolff and John Fisher:** Investor-operator of the San Jose Earthquakes, will join MLS as an expansion team in the Western Conference for the 2008 season. Wolff is a principle owner of the Oakland Athletics baseball club.
- o **Andrew Hauptman (Andell Holdings):** Investor-operator of the Chicago Fire.
- o **Joe Roth, Adrian Hanauer, Drew Carey and Vulcan Sports and Entertainment (VSE):** Investor-operators of MLS Seattle, who are set to join the League in 2009 (VSE's other sports business ventures include the NFL's Seattle Seahawks and NBA's Portland Trailblazers).

## STADIUMS

Major League Soccer has elevated the sport's stature in North America by building soccer-specific stadiums. In 1999, the League began moving aggressively to create custom-made venues for its teams that generate the atmosphere and intimacy the game deserves. The seating capacity for these stadiums is usually between 18,000 and 30,000 and the stadiums share design concepts with some of the finest soccer venues in Europe. In 2008, eight of the League's 14 teams will compete in stadiums built specifically for professional soccer. Real Salt Lake's new stadium will debut in the fall of 2008, Red Bull Park is scheduled to open in 2009, and the Kansas City Wizards plan to open their new facility in 2010. The existing soccer-specific stadiums in MLS are:

- o **Columbus Crew Stadium (Columbus, Ohio):** Opened in 1999 as the home of the Columbus Crew. Built by the Hunt Family, this stadium has hosted two All-Star Games, MLS Cup and many important U.S. National Team games.
- o **The Home Depot Center (Carson, Calif.):** Opened in 2003 as the "cathedral of American soccer", The Home Depot Center is the luxurious home of both the Los Angeles Galaxy and Chivas USA.
- o **Pizza Hut Park (Frisco, Texas):** Opened in August, 2005, the home of FC Dallas hosted MLS Cup 2005 and MLS Cup 2006.
- o **TOYOTA PARK (Bridgeview, Ill.):** Located just 15 minutes south of downtown Chicago, the handsome new park debuted in 2006 and hosted the Sierra Mist All-Star Game.
- o **BMO Field (Toronto, Canada):** Toronto FC began play in MLS in 2007 and sold out every regular season home game at the urban venue.
- o **Dick's Sporting Goods Park (Commerce City, Colo.):** The Colorado Rapids new stadium opened in 2007 and was the host of the 2007 Sierra Mist All-Star Game.

## SPONSORS

The portfolio of blue chip partners working with MLS to grow their business continues to expand with the growth of the League. A list of current sponsors, suppliers, and partners – including the year in which the partnership was formed – follows:

SPONSOR	CATEGORY	SINCE
adidas	athletic apparel and equipment	1996
Aquafina	water	1996
Budweiser	beer	1996
Chase	credit card issuer	2006
Cuervo	hard alcohol / spirits	2006
Dick's Sporting Goods	sporting goods retailer	2007
Gatorade	isotonic sports drink	2003
Getty Images	photography	2004
ICI Paints	paint	2006
Kraft Foods	crackers	2004
Kwik Goal	field equipment	1996
Makita	power tools	2004
NAPA	auto parts	2008
Panasonic	consumer electronics	2003
Pepsi, Sierra Mist	soft drink	1996
Red Bull	energy drink	2006
The Home Depot	home improvement retailer	2007
U.S. Soccer Foundation	charity foundation	2000
Visa	payment services provider	2007



## 2008 MLS COMPOSITE SCHEDULE

Saturday, March 29	Time	TV	
Toronto FC at Columbus Crew	4:00		
Chicago Fire at Real Salt Lake	6:00		
Houston Dynamo at N.E. Revolution	7:30	FSC	
D.C. United at K.C. Wizards	8:00		
L.A. Galaxy at Colorado Rapids	9:30	FSC & HDNet	
<b>Sunday, March 30</b>			
Chivas USA at FC Dallas	3:00	TF	
<b>Thursday, April 3</b>			
N.E. Revolution at Chicago Fire	8:00	ESPN2	
San Jose Earthquakes at L.A. Galaxy	10:30	ESPN2	
<b>Saturday, April 5</b>			
Toronto FC at D.C. United	7:30		
Columbus Crew at N.Y. Red Bulls	7:30	FSC	
Colorado Rapids at K.C. Wizards	8:00		
Real Salt Lake at Chivas USA	9:00	HDNet	
<b>Sunday, April 6</b>			
FC Dallas at Houston Dynamo	3:00	TF	
<b>Wednesday, April 9</b>			
N.E. Revolution at K.C. Wizards	8:00		
<b>Saturday, April 12</b>			
Chicago Fire at San Jose Earthquakes	4:30	FSC	
Chivas USA at Columbus Crew	7:30		
Colorado Rapids at N.E. Revolution	7:30		
Houston Dynamo at K.C. Wizards	8:00	HDNet	
N.Y. Red Bulls at FC Dallas	8:30		
D.C. United at Real Salt Lake	9:00		
<b>Sunday, April 13</b>			
Toronto FC at L.A. Galaxy	3:00	TF	
<b>Thursday, April 17</b>			
Columbus Crew at D.C. United	8:00	ESPN2	
<b>Saturday, April 19</b>			
Real Salt Lake at Toronto FC	3:30		
N.E. Revolution at N.Y. Red Bulls	7:30	HDNet	
San Jose Earthquakes at Colorado Rapids	9:30	FSC	
Houston Dynamo at L.A. Galaxy	10:30		
<b>Sunday, April 20</b>			
K.C. Wizards at Chicago Fire	3:00	TF	
FC Dallas at Chivas USA	8:00		
<b>Thursday, April 24</b>			
N.E. Revolution at FC Dallas	8:30	ESPN2	
<b>Saturday, April 26</b>			
K.C. Wizards at Toronto FC	3:30		
Houston Dynamo at Columbus Crew	7:30		
Real Salt Lake at D.C. United	7:30	HDNet	
Colorado Rapids at Chicago Fire	8:30	FSC	
Chivas USA at L.A. Galaxy	10:30		
<b>Sunday, April 27</b>			
San Jose Earthquakes at N.Y. Red Bulls	3:00	TF	
<b>Thursday, May 1</b>			
N.Y. Red Bulls at Toronto FC	7:00	ESPN2	
<b>Saturday, May 3</b>			
K.C. Wizards at Columbus Crew	7:30	FSC	
Chicago Fire at N.E. Revolution	7:30		
Chivas USA at Houston Dynamo	8:30	HDNet	
L.A. Galaxy at Real Salt Lake	9:00		
FC Dallas at San Jose Earthquakes	10:00		
<b>Sunday, May 4</b>			
D.C. United at Colorado Rapids	3:00	TF	
<b>Thursday, May 8</b>			
Chicago Fire at D.C. United	7:30	ESPN2	
<b>Saturday, May 10</b>			
Colorado Rapids at Houston Dynamo	8:30	FSC	
FC Dallas at Real Salt Lake	9:00		
Columbus Crew at San Jose Earthquakes	10:00		
N.Y. Red Bulls at L.A. Galaxy	10:30	HDNet	
<b>Sunday, May 11</b>			
N.E. Revolution at Chivas USA	3:00	TF	
<b>Thursday, May 15</b>			
Real Salt Lake at Colorado Rapids	9:30	ESPN2	
<b>Saturday, May 17</b>			
Columbus Crew at Toronto FC	3:30		
San Jose Earthquakes at N.E. Revolution	7:30	HDNet	
K.C. Wizards at N.Y. Red Bulls	7:30		
Houston Dynamo at Chicago Fire	8:30		
D.C. United at Chivas USA	10:30	FSC	
<b>Sunday, May 18</b>			
L.A. Galaxy at FC Dallas	3:00	TF	
<b>Wednesday, May 21</b>			
D.C. United at Toronto FC	7:30		
<b>Thursday, May 22</b>			
Houston Dynamo at San Jose Earthquakes	10:30	ESPN2	
<b>Saturday, May 24</b>			
Toronto FC at D.C. United	7:30		
N.E. Revolution at Columbus Crew	7:30	FSC	
Real Salt Lake at FC Dallas	8:30		
Chivas USA at Colorado Rapids	9:30		
K.C. Wizards at L.A. Galaxy	10:30	HDNet	
<b>Sunday, May 25</b>			
Chicago Fire at N.Y. Red Bulls	3:00	TF	
<b>Thursday, May 29</b>			
D.C. United at N.E. Revolution	7:30	ESPN2	
<b>Saturday, May 31</b>			
L.A. Galaxy at Toronto FC	3:30		
N.Y. Red Bulls at Houston Dynamo	8:30	HDNet	
San Jose Earthquakes at Real Salt Lake	9:00	FSC	
Columbus Crew at Chivas USA	10:30		
<b>Sunday, June 1</b>			
FC Dallas at Colorado Rapids	3:00	TF	
<b>Wednesday, June 4</b>			
Houston Dynamo at D.C. United	7:30		
<b>Thursday, June 5</b>			
Chivas USA at N.Y. Red Bulls	7:30	ESPN2	
<b>Saturday, June 7</b>			
San Jose Earthquakes at Columbus Crew	7:30	HDNet	
D.C. United at Chicago Fire	8:30	FSC	
Toronto FC at Houston Dynamo	8:30		
K.C. Wizards at Real Salt Lake	9:00		
Colorado Rapids at L.A. Galaxy	10:30		
<b>Sunday, June 8</b>			
FC Dallas at N.E. Revolution	3:00	TF	
<b>Thursday, June 12</b>			
N.E. Revolution at Houston Dynamo	9:00	ESPN2	
<b>Saturday, June 14</b>			
N.Y. Red Bulls at D.C. United	7:30	HDNet	
Columbus Crew at K.C. Wizards	8:00		
Toronto FC at Colorado Rapids	9:30		
L.A. Galaxy at San Jose Earthquakes	10:00	FSC	
Real Salt Lake at Chivas USA	10:30		
<b>Sunday, June 15</b>			
Chicago Fire at FC Dallas	3:00	TF	
<b>Wednesday, June 18</b>			
San Jose Earthquakes at Real Salt Lake	9:00		
<b>Thursday, June 19</b>			
Chicago Fire at Chivas USA	10:30	ESPN2	
<b>Saturday, June 21</b>			
K.C. Wizards at Toronto FC	3:30		
FC Dallas at N.Y. Red Bulls	7:30	FSC	
Houston Dynamo at Colorado Rapids	9:30	HDNet	
N.E. Revolution at Real Salt Lake	9:30		
Columbus Crew at L.A. Galaxy	10:30		
<b>Sunday, June 22</b>			
San Jose Earthquakes at D.C. United	3:00	TF	
<b>Thursday, June 26</b>			
FC Dallas at Houston Dynamo	9:00	ESPN2	
<b>Saturday, June 28</b>			
Colorado Rapids at Columbus Crew	7:30	FSC	
Toronto FC at N.E. Revolution	7:30		
Real Salt Lake at K.C. Wizards	8:00		
San Jose Earthquakes at Chicago Fire	8:30		
N.Y. Red Bulls at Chivas USA	10:30	HDNet	
<b>Sunday, June 29</b>			
L.A. Galaxy at D.C. United	12:00	ABC	
<b>Thursday, July 3</b>			
Houston Dynamo at Real Salt Lake	10:00	ESPN2	
<b>Friday, July 4</b>			
K.C. Wizards at FC Dallas	7:00	HDNet	
N.Y. Red Bulls at Colorado Rapids	9:30		
N.E. Revolution at L.A. Galaxy	10:30		
<b>Saturday, July 5</b>			
Chicago Fire at Columbus Crew	8:00	FSC	
San Jose Earthquakes at Chivas USA	10:30	FSC	
<b>Thursday, July 10</b>			
N.Y. Red Bulls at K.C. Wizards	8:00		
Chivas USA at L.A. Galaxy	11:00	ESPN2	
<b>Saturday, July 12</b>			
Colorado Rapids at San Jose Earthquakes	4:00		
Toronto FC at Chicago Fire	8:30	FSC	
Columbus Crew at Real Salt Lake	9:00	HDNet	



# REVOLUTION™

<b>Thursday, July 17</b>			
K.C. Wizards at Columbus Crew	8:00	ESPN2	
<b>Saturday, July 19</b>			
San Jose Earthquakes at Toronto FC	3:30	HDNet	
L.A. Galaxy at N.Y. Red Bulls	6:30	FSC	
Real Salt Lake at Chicago Fire	8:30		
Colorado Rapids at FC Dallas	8:30		
<b>Thursday, July 24</b>			
MLS All-Star Game	7:00	ESPN2/TF	
BMO Field, Toronto)			
<b>Sunday, July 27</b>			
N.Y. Red Bulls at San Jose Earthquakes	3:00	TF	
L.A. Galaxy at FC Dallas	7:00		
Chicago Fire at K.C. Wizards	8:00		
Columbus Crew at Colorado Rapids	9:30		
<b>Monday, July 28</b>			
Toronto FC at Real Salt Lake	9:00		
<b>Saturday, Aug. 2</b>			
K.C. Wizards at D.C. United	7:30		
N.Y. Red Bulls at N.E. Revolution	7:30	FSC	
Chivas USA at Chicago Fire	8:30	HDNet	
Columbus Crew at Houston Dynamo	8:30		
<b>Sunday, Aug. 3</b>			
L.A. Galaxy at San Jose Earthquakes	3:00	TF	
FC Dallas at Toronto FC	7:00		
<b>Saturday, Aug. 9</b>			
Colorado Rapids at Toronto FC	3:30		
Chicago Fire at N.E. Revolution	7:30	HDNet	
D.C. United at N.Y. Red Bulls	7:30		
Chivas USA at K.C. Wizards	8:00		
Houston Dynamo at FC Dallas	8:30	FSC	
<b>Thursday, Aug. 14</b>			
L.A. Galaxy at Chivas USA	10:30	ESPN2	
<b>Saturday, Aug. 16</b>			
FC Dallas at Columbus Crew	7:30	FSC	
D.C. United at Chicago Fire	8:30		
Real Salt Lake at Houston Dynamo	8:30		
K.C. Wizards at Colorado Rapids	9:30		
N.E. Revolution at San Jose Earthquakes	10:00	HDNet	
<b>Sunday, Aug. 17</b>			
Toronto FC at N.Y. Red Bulls	5:00		
<b>Wednesday, Aug. 20</b>			
D.C. United at N.E. Revolution	7:30		
Chivas USA at Houston Dynamo	9:00		
<b>Thursday, Aug. 21</b>			
Chicago Fire at L.A. Galaxy	10:30	ESPN2	
<b>Saturday, Aug. 23</b>			
Real Salt Lake at Columbus Crew	7:30		
Colorado Rapids at D.C. United	7:30		
N.E. Revolution at Toronto FC	7:30	FSC	
FC Dallas at K.C. Wizards	8:00		
San Jose Earthquakes at Chivas USA	10:30	HDNet	
<b>Sunday, Aug. 24</b>			
Houston Dynamo at N.Y. Red Bulls	3:00	TF	
<b>Friday, Aug. 29</b>			
Colorado Rapids at Real Salt Lake	9:00		
<b>Saturday, Aug. 30</b>			
N.Y. Red Bulls at D.C. United	7:30	FSC	
L.A. Galaxy at N.E. Revolution	7:30	HDNet	
Columbus Crew at FC Dallas	8:30		
K.C. Wizards at San Jose Earthquakes	10:00		
Toronto FC at Chivas USA	10:30		
<b>Sunday, Aug. 31</b>			
Chicago Fire at Houston Dynamo	7:00		
<b>Thursday, Sept. 4</b>			
Colorado Rapids at FC Dallas	8:30	ESPN2	
<b>Saturday, Sept. 6</b>			
Chivas USA at Toronto FC	4:00		
N.E. Revolution at Columbus Crew	7:30	HDNet	
N.Y. Red Bulls at Chicago Fire	8:30	FSC	
D.C. United at San Jose Earthquakes	10:00		
Real Salt Lake at L.A. Galaxy	10:30		
<b>Sunday, Sept. 7</b>			
K.C. Wizards at Houston Dynamo	3:00	TF	
<b>Thursday, Sept. 11</b>			
Chivas USA at N.E. Revolution	7:30	ESPN2	
<b>Saturday, Sept. 13</b>			
Columbus Crew at Toronto FC	3:30		
Houston Dynamo at San Jose Earthquakes	4:00		
Real Salt Lake at N.Y. Red Bulls	7:30		
FC Dallas at D.C. United	7:30	FSC	
L.A. Galaxy at K.C. Wizards	8:00	HDNet	
<b>Sunday, Sept. 14</b>			
Chicago Fire at Colorado Rapids	3:00	TF	

<b>Thursday, Sept. 18</b>			
N.Y. Red Bulls at Columbus Crew	7:00	ESPN2	
<b>Saturday, Sept. 20</b>			
Toronto FC at K.C. Wizards	8:00	HDNet	
San Jose Earthquakes at Houston Dynamo	8:30		
Chivas USA at Real Salt Lake	9:00		
N.E. Revolution at Colorado Rapids	9:00		
D.C. United at L.A. Galaxy	11:00	FSC	
<b>Sunday, Sept. 21</b>			
FC Dallas at Chicago Fire	3:00	TF	
<b>Thursday, Sept. 25</b>			
L.A. Galaxy at Chicago Fire	9:00	ESPN2	
<b>Saturday, Sept. 27</b>			
Houston Dynamo at Toronto FC	3:30		
Colorado Rapids at N.Y. Red Bulls	7:30		
Columbus Crew at N.E. Revolution	7:30		
Real Salt Lake at San Jose Earthquakes	10:00	HDNet	
K.C. Wizards at Chivas USA	10:30	FSC	
<b>Sunday, Sept. 28</b>			
D.C. United at FC Dallas	3:00	TF	
<b>Thursday, Oct. 2</b>			
San Jose Earthquakes at FC Dallas	8:30	ESPN2	
<b>Saturday, Oct. 4</b>			
L.A. Galaxy at Columbus Crew	7:30	HDNet	
Chivas USA at D.C. United	7:30	FSC	
Real Salt Lake at N.E. Revolution	7:30		
Toronto FC at N.Y. Red Bulls	7:30		
Houston Dynamo at Colorado Rapids	9:30		
<b>Sunday, Oct. 5</b>			
Chicago Fire at K.C. Wizards	3:00	TF	
<b>Thursday, Oct. 9</b>			
N.Y. Red Bulls at Real Salt Lake	10:00	ESPN2	
<b>Saturday, Oct. 11</b>			
N.E. Revolution at K.C. Wizards	8:00		
Toronto FC at FC Dallas	8:30	FSC	
Chivas USA at San Jose Earthquakes	10:00	HDNet	
<b>Sunday, Oct. 12</b>			
Columbus Crew at Chicago Fire	3:00	TF	
D.C. United at Houston Dynamo	7:00		
Colorado Rapids at L.A. Galaxy	8:00		
<b>Thursday, Oct. 16</b>			
N.E. Revolution at D.C. United	7:30	ESPN2	
<b>Saturday, Oct. 18</b>			
Chicago Fire at Toronto FC	3:30	HDNet	
Columbus Crew at N.Y. Red Bulls	7:30		
San Jose Earthquakes at K.C. Wizards	8:00		
FC Dallas at Real Salt Lake	9:00	FSC	
<b>Sunday, Oct. 19</b>			
Colorado Rapids at Chivas USA	3:00	TF	
L.A. Galaxy at Houston Dynamo	7:00		
<b>Thursday, Oct. 23</b>			
N.Y. Red Bulls at Chicago Fire	9:00	ESPN2	
<b>Saturday, Oct. 25</b>			
K.C. Wizards at N.E. Revolution	7:30		
Real Salt Lake at Colorado Rapids	9:30	HDNet	
Toronto FC at San Jose Earthquakes	10:00		
Houston Dynamo at Chivas USA	10:30	FSC	
<b>Sunday, Oct. 26</b>			
FC Dallas at L.A. Galaxy	3:00	TF	
D.C. United at Columbus Crew	5:00		

## MLS CUP PLAYOFFS

<b>Thursday, Oct. 30 - Sunday, Nov. 2</b>			
Conference Semifinals, Game 1			
<b>Thursday, Nov. 6 - Sunday, Nov. 9</b>			
Conference Semifinals, Game 2			
<b>Thursday, Nov. 13 - Sunday, Nov. 16</b>			
Conference Championships			
<b>Sunday, Nov. 23</b>			
MLS Cup 2008	3:30	ABC, TF	
(The Home Depot Center, Carson, Calif.)			

## SUPERLIGA 2008

<b>Saturday, July 12 - Sunday, July 13</b>			
Group Play, Game 1	8:00/10:00	TF	
<b>Tuesday, July 15-Wednesday, July 16</b>			
Group Play, Game 2	8:00/10:00	TF	
<b>Saturday, July 19 - Sunday, July 20</b>			
Group Play, Game 3	8:00/10:00	TF	
<b>Tuesday, July 29-Wednesday, July 30</b>			
Semifinals	8:00/10:00	TF	
<b>Tuesday, Aug. 5 or Wednesday, Aug. 6</b>			
SuperLiga Final	TBA	TF	

## TV KEY

ABC - American Broadcasting Company ESPN2 - ESPN2 and ESPN Deportes  
FSC - Fox Soccer Channel & Fox Soccer en Espanol HDNet - High Def. Network  
TF - Teletutela





## MLS RULES & REGULATIONS

### I. MLS ROSTER COMPOSITION

A Major League Soccer team's full roster is comprised of the Senior Roster and the Developmental Roster. The full roster shall exceed no more than 28 total players: 18 players on the Senior Roster and no more than 10 players on the Developmental Roster. All 28 players are eligible for selection as part of the game-day squad during the regular season and playoffs.

#### (A) SENIOR ROSTER

Other than at specified times during preseason or through injury situations (e.g. a player added as a season-ending injury replacement), an MLS team shall have no more than 18 senior roster players at any time. The senior roster is comprised of the following players, who all count against a team's salary budget:

##### (i) DOMESTIC PLAYERS\*

A domestic player is either a U.S. citizen, a permanent resident (green card holder) or the holder of other special status (e.g., has been granted refugee or asylum status).

##### (ii) INTERNATIONAL PLAYERS

During the 2007 season, teams were allotted seven international spots per team, four Senior International and three Youth International slots, with the exception of Toronto FC who were awarded seven Senior International slots (three of which could be used only on domestic U.S. players) and five Youth slots. Each team has been awarded one additional International player slot, for a total of eight (8) International Player slots per team, and the distinction between Youth International and Senior International has been removed. Additionally, all International player slots will be tradable, and pre-existing trades of Youth International slots will be honored and adhered to as if they were trades of unrestricted international slots. Toronto FC has been awarded two additional international player slots, which they may use only on domestic U.S. players. These slots shall be in effect for two (2) seasons and will be reviewed at the end of the 2009 MLS League Season.

*\* For Toronto FC, players with the legal right to work in Canada are considered domestic players (Canadian citizen, permanent resident, part of a protected class).*

#### (B) DEVELOPMENTAL ROSTER

MLS teams shall not have more than 10 developmental players on their developmental roster at any time (unless a player is added as a season-ending injury replacement). Developmental players can be either domestic or international and must be 25 years of age or younger during the calendar year of competition. These players do not count against a team's salary budget. They are signed to non-guaranteed contracts and thus, can be waived at any time. Teams are permitted an unlimited number of signings during a given season to ensure all 10-man developmental roster spots are occupied at any one time.

Generation adidas players and domestic and international underclassmen, form part of a team's Developmental Roster. They are acquired by MLS teams through the SuperDraft, Lottery, Discovery or waiver system (see below) if they join the League after the SuperDraft.

### II. METHODS OF PLAYER ACQUISITION

MLS teams may acquire players and add them to their Senior and Developmental rosters via the following 12 mechanisms:

#### (A) ALLOCATIONS

The allocations will be ranked in reverse order of finish for the 2007 season, taking playoff performance into account. San Jose, as an expansion team, will have the top-ranked allocation at the beginning of 2008. The rankings will be separate and distinct from the allocation amounts and will only be relevant in the event two or more teams file a request for the same player on the same day, in the case of returning U.S. National Team players, or in other cases where the League, in its discretion taking into account all the circumstances, determines that the allocation rankings shall be applied. In such cases, priority will be granted to the team with the higher allocation ranking. Once the team uses its allocation ranking to acquire a player it will drop to the bottom of the list. The ranking itself can be traded provided part of the compensation received in return is another team's ranking. A team may move up or down in the rankings, provided that at all times each team is assigned a ranking (no team can have more than one ranking and no team can be without a ranking). The rankings will reset at the end of each MLS League Season.

A club receives allocation money for (1) poor performance during the preceding MLS regular season; (2) the transfer of a player to a club outside of MLS for value; (3) roster purposes due to expansion status; or (4) exceptional circumstances as approved by the Competition Committee.

Each year the MLS Competition Committee determines how much allocation money is made available to each team. Allocation money can be traded by teams. Allocation money does not count against a team's salary budget and can be used:

- To sign players new to MLS (that is, a player that did not play in MLS during the previous season).
- To re-sign an existing MLS player, with League approval.
- In connection with the exercise of an option to purchase a player's rights or the extension of a player's contract for the second year provided the player was new to MLS in the immediately prior year.

Allocation money cannot otherwise be used to buy down the salary budget number of players already under contract to the League, nor can allocation money be used to buy down the budget number of a Designated Player.

#### (B) DESIGNATED PLAYER

The Designated Player Rule allows the League to sign players (under the League's single entity system) whose salary will fall outside of the team salary budget and whose cost above the salary budget charge will be the financial responsibility of the club for which they play. A Designated Player's salary charge will be capped at \$415,000 per annum in 2008, but his salary could be higher. Each team initially received one Designated Player slot, and clubs are allowed to trade Designated Player slots. However, no team can have more than two Designated Players. The Designated Player Rule is a three-year initiative that will conclude after the 2009 MLS season when its future will be reviewed.



## Pre-Existing High-Salaried Players

The MLS Board of Governors ruled that Landon Donovan, Eddie Johnson and Carlos Ruiz, who had high-salaried contracts with the League prior to the adoption of the Designated Player rule, will not occupy a Designated Player roster position for the 2008 and 2009 seasons. These players will, however, become their individual team's financial responsibility to the extent their actual salaries exceed their budget charge.

## (C.) SUPERDRAFT & SUPPLEMENTAL DRAFT

These are players drafted by teams at the annual MLS SuperDraft, which consists of four (4) rounds, and the MLS Supplemental Draft, which also consists of four (4) rounds. In order to be eligible to be drafted, players must be: invited to participate in that year's MLS Player Combine; Generation adidas-signed players; or college players who no longer have college eligibility and are nominated by MLS teams. The selection order is determined as follows: The first six selections are from teams that did not qualify for the previous playoffs beginning with the team with fewest regular season points (3 points per win, one point per tie). The remaining eight positions are ranked by fewest regular season points among the teams that were eliminated in the same round of the previous year's MLS Cup Playoffs.

A player who was drafted by a particular team through the SuperDraft or Supplemental Draft and did not sign with the League, is placed on that team's "College Protected List" until the second December 31 immediately following the draft in question, after which the team loses the rights to the player.

## (D.) TRADES

Players, rights to sign players, SuperDraft picks, allocation money, Designated Player slots and International Player slots may all be acquired and exchanged in trades approved by the MLS League Office provided all of the necessary rules regarding roster and salary budget compliance are met and the trade is consummated during the valid trading period. The trade window opened on November 19, 2007 and will close at the 2008 trade deadline of September 15, 2008 (in conjunction with the discovery claim and roster freeze deadline).

## (E.) DISCOVERY SIGNINGS

Each team has the opportunity to make six (6) discovery signings per season. The last day for discovery player signings is September 15, 2008 - coinciding with the roster freeze date and trade deadline. The six Discovery signings can be used to fill senior roster spots only. If multiple teams claim the same player using a Discovery, the team that filed the claim first will have first rights to the player. Discovery claims expire following each season. If a player was unable to come to terms during the season, the team that first filed the discovery retains the right of first refusal in the event the player is signed.

## (F.) DEVELOPMENTAL ROSTER SIGNINGS

Teams are permitted an unlimited number of development player signings during a given season to ensure all 10-man developmental roster spots are occupied at any given time. International Player limits per team still apply.

## (G.) WAIVERS

A team may place a player on waivers at any time during the regular season at which point he is made available to all other teams. The waiver claiming period shall commence on the first business day after the League delivers notice to teams and shall expire at 5:00 p.m. EST on the second business day after the Waiver Period Commencement Date. The claiming period is 48 hours.

Clubs each have the opportunity of claiming a player off waivers in reverse order based on points-per-game total during a given season. If the waivers occur before every team has played three regular season games, the point totals of the previous year are instead taken into consideration with the team with the worst point total having the first option.

Once a team selects a player off waivers, that club is automatically moved to the bottom of the priority list for subsequent waiver selections in a given season, regardless of its points-per-game total. Players who may be placed on the MLS waiver wire are as follows:

- (i) A player waived by an MLS team in the current season
- (ii) A player who completed his college eligibility within the past season, who was not made available in either the SuperDraft or Supplemental Draft; or
- (iii) a player who has played in MLS previously where his last MLS team does not wish to exercise their right of first refusal or no longer has the right of first refusal since 12 months have passed since the player's date of release, except in the case of returning U.S. National Team players as stated above.

## (H.) LOTTERY

Some players shall be assigned to MLS teams via the weighted Lottery process. Any team assigned a player through the lottery in any particular season shall not be assigned another lottery player that season unless and until all teams have received a lottery player or have agreed to waive their option to participate in a Lottery. The players made available through lotteries include:

- (i) Generation adidas players signed after the MLS SuperDraft;
- (ii) Draft eligible players to whom an MLS contract was offered but who failed to sign with the League prior to the Draft.

The weighted lottery takes into consideration each team's performance over its last 30 regular season games and the most recent postseason. The team with the worst record over its last 30 regular season games (dating back to previous season if necessary) will have the greatest probability of winning the lottery. Teams are not required to participate in a lottery. Players are assigned via the lottery system in order to prevent a player from potentially influencing his destination club with a strategic holdout.

## (I.) EXTREME HARDSHIP CALL-UPS

Teams may add players to their roster in cases of "extreme hardship" as follows: (1) a team has less than two available goalkeepers or (2) a team has less than 15 available players. Extreme hardship call-ups are made on a game-by-game basis.

## (J.) SEASON-ENDING INJURY REPLACEMENTS

A team with a player lost to a season-ending injury can replace that player on its roster, while remaining responsible for the full amount of the injured player's salary. A player can be placed on the season-ending injury list once another player has been signed as a replacement. International player limits still apply at the time a season-ending replacement is made (with the player being replaced not counting against those limits).



## (K.) SHORT-TERM INJURY REPLACEMENTS

A team with a player who has a short-term injury can replace that player on its roster, while remaining responsible for the full amount of the injured player's salary. A player can be placed on the short-term injured reserve list once another player has been signed as a replacement. Note that the injured player will have to sit out a minimum of six (6) MLS League matches before he can rejoin the team's roster. International player limits still apply at the time a short-term replacement is made (with the player being replaced not counting against those limits).

## (L.) RETURNING U.S. NATIONAL TEAM POOL PLAYERS

In the event a U.S. National Team pool player playing abroad returns to the U.S. and there is interest from multiple MLS teams, preference will be given first to a team prepared to use an allocation. If there is more than one team prepared to use an allocation on a particular player, the current season's allocation rankings as determined by the MLS Competition Committee would be used. In the event no team is willing to use an allocation, the player will be assigned via waivers.

**NOTE:** No changes may be made to a team's active full roster during the period beginning on September 16, 2008 (Roster Freeze Date) through the day after MLS Cup. Nevertheless, a team may obtain players in accordance with the extreme hardship rules and procedures to replace players who are injured or otherwise legitimately unavailable after the Roster Freeze Date. Any other replacements after the Roster Freeze Date may only be made in exceptional circumstances in the League's sole and absolute discretion.

## (III.) METHODS OF RELEASING PLAYERS

### (A) WAIVERS

Teams may waive players based on performance at any time during the MLS season. Players on guaranteed contracts waived on or after July 1 of any year, however, will continue to have their salary budget count against the team's salary budget and the team waiving the player will not receive a replacement except under the normal player acquisition mechanisms. Players may not be waived while they are injured, unless the League reaches a settlement with the injured player for his release. In such a scenario, the settlement amount will be charged to the team's salary budget. Upon return to fitness, however, a player may be waived normally.

### (B) TRANSFERS AND LOANS

An MLS player may be transferred or loaned at any time to a team outside the League. The registration windows – the dates between which MLS may request the transfer certificate of an international player are as follows:

- January 15 – April 15 (Primary Window)
- July 15 – August 15 (Secondary Window)

### (C) CONTRACT EXPIRATION

When a player's contract expires, the player does not count against the roster or budget of the team in question. A team retains the rights to the player indefinitely following the expiration of a contract only if attempts were made to re-sign the player.

**NOTE:** No changes may be made to a team's active full roster during the period beginning September 16, 2008 (Roster Freeze Date) through the day after MLS Cup. Nevertheless, a team may obtain a goalkeeper in accordance with the extreme hardship rules and procedures to replace a goalkeeper who is injured or otherwise legitimately unavailable after the Roster Freeze Date. Any other replacements after the Roster Freeze Date may only be made in exceptional circumstances in the League's sole and absolute discretion.

## (IV.) PLAYER RIGHTS

The following explains the status of player rights in specific instances:

### (A) OUT OF CONTRACT PLAYERS / OPTIONS NOT PICKED UP

A team retains the right of first refusal to the player indefinitely only if attempts were made to re-sign the player.

### (B) DRAFTED BUT NOT SIGNED

A player who was drafted by a particular team through the SuperDraft or Supplemental Draft and did not sign, is placed on that team's "College Protected List" until the second December 31 immediately following the draft in question, after which the team loses the rights to sign the player.

### (C) PLAYER TRANSFERRED OUTSIDE MLS

If a replacement allocation is granted, a team does not retain a right of first refusal unless the team has not yet used or traded in full or part the compensatory allocation. In such a case, the team may retain the right of first refusal on the player provided they surrender the full amount of the replacement allocation. If an allocation is not granted, the team will retain a right of first refusal should he return to MLS.



## MLS RULES OF COMPETITION

### STRUCTURE

The fourteen (14) MLS teams are divided into two conferences:

#### EASTERN CONFERENCE

Chicago Fire  
Columbus Crew  
D.C. United  
Kansas City Wizards  
New England Revolution  
New York Red Bulls  
Toronto FC

#### WESTERN CONFERENCE

Chivas USA  
Colorado Rapids  
FC Dallas  
Houston Dynamo  
Los Angeles Galaxy  
Real Salt Lake  
San Jose Earthquakes

### SCHEDULE

Each team plays a 30-game regular season schedule. Each MLS team will play two games against the other 13 teams (one home, one away) accounting for 26 games of the season. The remaining four games are played against intra-conference foes.

### POINT SYSTEM

Teams will receive three points for a win, one point for a tie and zero points for a loss.

### REFEREES

All referees in MLS are National Referees assigned by the United States Soccer Federation.

### GAME CLOCK

The official game time for all Major League Soccer games will be managed on the field by the referee. If necessary, the referee may also allot extra time (a.k.a. "stoppage time") at the end of each period (first half, second half, and if applicable, first overtime period and second overtime period) to allow for injuries, time-wasting or other disturbances.

The stadium clock will display the time from 0:00 to 45:00 and from 45:00 to 90:00 (plus stoppage time where applicable in each half). For statistical purposes, the minutes for goals, substitutions, yellow cards, etc., will be listed from the first minute until the 90th minute. A goal scored at 15 minutes 10 seconds will be listed as having been scored in the 16th minute. Events occurring during stoppage time will follow the international norm by being demarcated with a "+" sign and the extra minutes. For example, a goal scored three minutes into first half stoppage time will be officially identified as happening at "48+."

### GAME DAY ROSTERS

Each team can nominate 18 players for a game day roster. Teams are allowed three substitutions per game.

### CAUTIONS AND SUSPENSION

A player will be suspended for one game upon receiving his fifth yellow card – regardless of the nature of the infraction which resulted in his being awarded a yellow card. A second suspension of one game would result after the awarding of an additional three cards as would a third suspension after the awarding of card number eleven. With the "Good Behavior" incentive it is possible for a player to have a caution expunged. If a player goes three games without receiving a yellow card, after an initial warning, the player will have one yellow card expunged. A player may take advantage of the "Good Behavior" incentive only once throughout the season.

## MLS CUP PLAYOFF FORMAT AND TEAM-STANDINGS TIE-BREAKERS

### WHO QUALIFIES

Eight teams qualify for the 2008 MLS Cup Playoffs. Playoff berths will be determined by points in the standings upon the completion of the regular season. All 14 teams will have played 30 games.

The top three teams in each conference qualify and are seeded 1, 2 & 3 in their respective four-team playoff conference brackets. The two MLS teams with the next most points, regardless of conference, receive "wildcard" berths. The two wildcard teams will be seeded according to conference first. If more than four teams qualify from one conference, the team finishing lower than fourth in its conference will shift over to the other conference bracket. A team switching conference brackets will be seeded below all other teams in its new conference playoff bracket.

### PLAYOFF FORMAT

Conference Semifinal series are conducted in a home-and-home, aggregate-goal format. The lower seeded team in the Conference Semifinal hosts the first game. The winners of those four series advance to single-game Conference Championships that will determine the MLS Cup Finalists.

The team that scores the most goals in the home-and-home series advances to the single elimination Conference Championship. If the teams are tied after 180 minutes in the Conference Semifinal series, a 30-minute extra time period (divided into two 15-minute periods) will be played followed by kicks from the penalty mark, if necessary. The team with the higher seed between the two Conference finalists will host the Conference Championship game.

In the case of ties after 90 minutes of regulation in the Eastern and Western Conference Championship games and MLS Cup, 30 minutes of extra time (divided into two 15-minute periods) would be played followed by kicks from the penalty mark, if necessary, to determine the winners.



## TEAM-STANDINGS TIE-BREAKING PROCEDURES

The team awarded the highest position in the MLS standings will be the team with the greatest number of points (3 points for a win, 1 point for a tie, 0 points for a loss). In the event that two teams finish the regular season with an equal number of points, the following system will be used to break the tie:

- (1) The highest position shall be awarded to the team with the better win/loss record in current regular season games against all other teams equal in points. (head-to-head competition)
- (2) If the teams are still equal in the standings, the highest position shall be awarded to the team with the greater goal difference against all other teams during the regular season. (goal differential)
- (3) If the teams are still equal in the standings, the highest position shall be awarded to the team scoring the greatest number of total goals against all other teams during the regular season. (total goals)
- (4) If the teams are still equal in the standings, the procedures described in this section shall be applied only to games played on the road by each team against all other teams during the regular season. (road 1-3)
- (5) If the teams are still equal in the standings, the procedures described in this section shall be applied only to games played at home by each team against all other teams during the regular season. (home 1-3)
- (6) If the teams are still equal in the standings, the highest position shall be awarded to the team with the fewest team disciplinary points in the League Fair Play table during the regular season.
- (7) If the teams are still equal in the standings, the highest position in the standings shall be determined by the toss of a coin.
- (8) The first tiebreaker in a three-way tie is also head-to-head, but it is determined via points-per-game versus the other two teams. If two teams are tied in points-per-game head-to-head, the next tie breaker is goal difference.

**NOTE:** If two clubs remain tied after another club with the same number of points advances during any step, the tie breaker reverts to step 1 of the two-club format.



## CAREER MLS STATISTICS LEADERS

### GAMES PLAYED

PLAYER	GP
Steve Ralston, NE*	337
Chris Henderson, NY*	317
Cobi Jones, LA	306
Jason Kreis, RSL*	305
Mark Chung, SJ*	284
Kevin Hartman, KC*	273
Jesse Marsch, CHV*	273
Jaime Moreno, DC*	270
Chris Armas, CHI*	264
Chris Klein, LA*	264

### GAMES STARTED

PLAYER	GS
Steve Ralston, NE*	335
Chris Henderson, NY*	304
Jason Kreis, RSL*	282
Cobi Jones, LA	281
Mark Chung, SJ*	272
Kevin Hartman, KC*	268
Chris Armas, CHI*	260
Robin Fraser, CLB*	256
Jaime Moreno, DC*	255
Mike Petke, COL*	253

### MINUTES PLAYED

PLAYER	MIN
Steve Ralston, NE*	29885
Chris Henderson, NY*	26242
Jason Kreis, RSL*	25242
Cobi Jones, LA	25157
Mark Chung, SJ*	24470
Kevin Hartman, KC*	24435
Chris Armas, CHI*	23027
Robin Fraser, CLB*	22836
Tony Meola, NY*	22581
Jay Heaps, NE*	22493

### GOALS

PLAYER	GP	GOALS
Jaime Moreno, DC*	270	112
Ante Razov, CHV*	240	109
Jason Kreis, RSL*	305	108
Jeff Cunningham, TOR*	262	96
Taylor Twellman, NE	156	91
Roy Lassiter, DC*	179	88
Raul Diaz Arce, COL*	150	82
Carlos Ruiz, DAL*	140	81
Preki, KC*	242	79
Ronald Cerritos, HOU*	221	71

### ASSISTS

PLAYER	GP	ASTS
Steve Ralston, NE*	337	121
Carlos Valderrama, COL*	175	114
Preki, KC*	242	112
Marco Etcheverry, DC	191	101
Cobi Jones, LA	306	91
Jaime Moreno, DC*	270	89
Mauricio Cienfuegos, LA	206	80
Chris Henderson, NY*	317	80
Mark Chung, SJ*	284	76
Jason Kreis, RSL*	305	74

### SHOTS

PLAYER	GP	SHOTS
Ante Razov, CHV*	240	875
Jason Kreis, RSL*	305	818
Preki, KC*	242	773
Mark Chung, SJ*	284	624
Jaime Moreno, DC*	270	612
Jeff Cunningham, TOR*	262	587
Chris Henderson, NY*	317	538
Taylor Twellman, NE	156	510
Clint Mathis, NY*	210	498
Brian McBride, CLB	161	460

### SHOTS ON GOAL

PLAYER	GP	SOG
Ante Razov, CHV*	240	423
Jason Kreis, RSL*	305	370
Jaime Moreno, DC*	270	353
Preki, KC*	242	323
Taylor Twellman, NE	156	292
Jeff Cunningham, TOR*	262	286
Mark Chung, SJ*	284	282
Cobi Jones, LA	306	247
Ronald Cerritos, HOU*	221	244
Chris Henderson, NY*	317	237

### FOULS COMMITTED

PLAYER	GP	FC
Chris Henderson, NY*	317	474
Richie Williams, NY*	216	451
Chris Armas, CHI*	264	430
Jason Kreis, RSL*	305	425
Diego Gutierrez, CHI*	256	424
Jesse Marsch, CHV*	273	412
Ben Olsen, DC	200	399
Carey Talley, RSL*	252	398
Matt McKeon, KC*	172	389
Jay Heaps, NE*	259	378

### FOULS SUFFERED

PLAYER	GP	FS
Cobi Jones, LA	306	637
Jaime Moreno, DC*	270	617
Mark Chung, SJ*	284	578
Andy Williams, RSL*	222	574
Richard Mulrooney, HOU*	225	439
Ben Olsen, DC	200	439
Marco Etcheverry, DC	191	433
Jason Kreis, RSL*	305	430
Chris Henderson, NY*	317	425
Steve Ralston, NE*	337	424

### CAUTIONS (YELLOW)

PLAYER	GP	C
Pablo Mastroeni, COL*	207	59
Mike Petke, COL*	261	57
Marco Etcheverry, DC	191	56
Diego Gutierrez, CHI*	256	56
Ivan McKinley, DC*	174	55
Carey Talley, RSL*	252	55
Jay Heaps, NE*	259	53
Joe Franchino, NE*	210	52
Jesse Marsch, CHV*	273	52
C.J. Brown, CHI	249	47

### EJECTIONS (RED CARDS)

PLAYER	GP	EJECT
Clint Mathis, NY*	210	8
Pablo Mastroeni, COL*	207	7
Ivan McKinley, DC*	174	7
Leonel Alvarez, NE*	128	6
Ramiro Corrales, SJ*	178	6
Robin Fraser, CLB*	260	6
Ezra Hendrickson, CLB*	253	6
Mike Petke, COL*	261	6
Carlos Valderrama, COL*	175	6
4 players tied with 5		

### CORNER KICKS

PLAYER	GP	CK
Marco Etcheverry, DC	191	963
Chris Henderson, NY*	317	593
Steve Ralston, NE*	337	593
Richard Mulrooney, HOU*	225	560
Cobi Jones, LA	306	529
Robert Warzycha, CLB	160	503
Preki, KC*	242	493
Jose Cancela, COL*	95	353
Brad Davis, HOU*	142	350
Andy Williams, RSL*	222	340

### OFFSIDES

PLAYER	GP	OFF
Ante Razov, CHV*	240	289
Chris Henderson, NY*	317	274
Roy Lassiter, DC*	179	267
Jeff Cunningham, TOR*	262	265
Ronald Cerritos, HOU*	221	250
Raul Diaz Arce, COL*	150	201
Carlos Ruiz, DAL*	140	200
Mamadou Diallo, NY*	74	192
Jason Kreis, RSL*	305	165
Cobi Jones, LA	306	163

### GAME-WINNING GOALS

PLAYER	GP	GWG
Ante Razov, CHV*	240	32
Jason Kreis, RSL*	305	31
Jeff Cunningham, TOR*	262	28
Taylor Twellman, NE	156	26
Jaime Moreno, DC*	270	24
Landon Donovan, LA*	158	23
Carlos Ruiz, DAL*	140	21
Roy Lassiter, DC*	179	19
Mark Chung, SJ*	284	18
Clint Mathis, NY*	210	18

### GAME-WINNING ASSISTS

PLAYER	GP	GWA
Steve Ralston, NE*	337	33
Carlos Valderrama, COL*	175	33
Cobi Jones, LA	306	30
Preki, KC*	242	29
Mauricio Cienfuegos, LA	206	28
Marco Etcheverry, DC	191	25
Mark Chung, SJ*	284	23
Jaime Moreno, DC*	270	23
Chris Henderson, NY*	317	21
4 players tied with 20		



## HAT TRICKS

PLAYER	GP	HATS
Stern John, CLB	55	5
Diego Serna, COL*	124	5
Mamadou Diallo, NY*	74	4
Cobi Jones, LA	306	4
Amado Guevara, CHV*	107	3
Eduardo Hurtado, NE*	108	3
Taylor Twellman, NE	156	3

9 players tied with 2

## MULTI-GOAL GAMES

PLAYER	GP	GAMES
Ante Razov, CHV*	240	22
Carlos Ruiz, DAL*	140	17
Jeff Cunningham, TOR*	262	15
Jaime Moreno, DC*	270	15
Taylor Twellman, NE	156	15
Landon Donovan, LA*	158	14
Raul Diaz Arce, COL*	150	13
Stern John, CLB	55	12
Giovanni Savarese, SJ*	116	12

5 players tied with 11

## PENALTY-KICK GOALS

PLAYER	GP	PKG
Jaime Moreno, DC*	270	33
Preki, KC*	242	23
Carlos Ruiz, DAL*	140	16
Amado Guevara, CHV*	107	15
Jeff Cunningham, TOR*	262	14
Raul Diaz Arce, COL*	150	13
Ante Razov, CHV*	240	13
Landon Donovan, LA*	158	12
Brian McBride, CLB	161	11
Mauricio Cienfuegos, LA	206	10
Jason Kreis, RSL*	305	10
Greg Vanney, DC*	245	10

## GOALS PER GAME

PLAYER	GP	GOALS	AVG
Stern John, CLB	55	44	0.80
Luciano Emilio, DC	29	20	0.69
Mamadou Diallo, NY*	74	47	0.64
Taylor Twellman, NE	156	91	0.58
Carlos Ruiz, DAL*	140	81	0.58
Raul Diaz Arce, COL*	150	82	0.55
Ariel Graziani, SJ*	88	44	0.50
Roy Lassiter, DC*	179	88	0.49
Diego Serna, COL*	124	57	0.46
Ante Razov, CHV*	240	109	0.45

Minimum: 20 goals

## ASSISTS PER GAME

PLAYER	GP	ASTS	AVG
C. Valderama, COL*	175	114	0.65
Marco Etcheverry, DC	191	101	0.53
Preki, KC*	242	112	0.46
Adrian Paz, COL*	80	34	0.43
Martin Machon, MIA*	85	36	0.42
Peter Nowak, CHI	114	48	0.42
Jerzy Podbrozny, CHI	55	22	0.40
M. Cienfuegos, LA	206	80	0.39
Robert Warzycha, CLB	160	61	0.38
Landon Donovan, LA*	158	60	0.38

Minimum: 20 assists

## GAMES PLAYED IN GOAL

PLAYER	GP
Kevin Hartman, KC*	273
Tony Meola, NY*	250
Scott Garlick, RSL*	237
Zach Thornton, COL*	222
Joe Cannon, LA*	216
Nick Rimando, RSL*	172
Matt Reis, NE*	161
Pat Onstad, HOU*	143
Mike Ammann, DC*	125
Mark Dougherty, CLB*	122

## GAMES STARTED IN GOAL

PLAYER	GS
Kevin Hartman, KC*	268
Tony Meola, NY*	250
Scott Garlick, RSL*	234
Zach Thornton, COL*	217
Joe Cannon, LA*	215
Nick Rimando, RSL*	172
Matt Reis, NE*	156
Pat Onstad, HOU*	143
Mike Ammann, DC*	124
Mark Dougherty, CLB*	120

## MINUTES PLAYED IN GOAL

PLAYER	MIN
Kevin Hartman, KC*	24435
Tony Meola, NY*	22556
Scott Garlick, RSL*	21171
Zach Thornton, COL*	19704
Joe Cannon, LA*	19455
Nick Rimando, RSL*	15688
Matt Reis, NE*	14176
Pat Onstad, HOU*	12938
Mike Ammann, DC*	11155
Mark Dougherty, CLB*	10766

## GOALS AGAINST AVG

PLAYER	GP	MIN	SHTS	SVS	GA	GAA	W-L-T	SHO
Pat Onstad, HOU*	143	12938	630	476	154	1.07	63-33-47	43
Kevin Hartman, KC*	273	24435	1344	1013	331	1.22	127-97-46	67
Troy Perkins, DC	77	6930	368	274	94	1.22	36-19-22	19
Jon Busch, CHI*	87	7790	491	382	109	1.26	36-26-23	26
Zach Thornton, COL*	222	19704	1103	822	281	1.28	111-71-33	57
Joe Cannon, LA*	216	19455	1183	902	281	1.30	84-84-45	56
Matt Reis, NE*	161	14176	815	610	205	1.30	67-46-43	42
Jonny Walker, CLB*	58	5285	297	220	77	1.31	20-24-14	14
Nick Rimando, RSL*	172	15688	951	719	232	1.33	72-65-35	43
Jorge Campos, CHI*	51	4326	260	195	65	1.35	29-16-0	8

Minimum: 4000 minutes played

## WINS

PLAYER	GP	WON
Kevin Hartman, KC*	273	127
Zach Thornton, COL*	222	111
Scott Garlick, RSL*	237	107
Tony Meola, NY*	250	97
Joe Cannon, LA*	216	84
Nick Rimando, RSL*	172	72
Matt Reis, NE*	161	67
Mark Dougherty, CLB*	122	65
Pat Onstad, HOU*	143	63
Mike Ammann, DC*	125	53
Matt Jordan, COL*	117	53

## LOSSES

PLAYER	GP	WON
Tony Meola, NY*	250	109
Kevin Hartman, KC*	273	97
Scott Garlick, RSL*	237	93
Joe Cannon, LA*	216	84
Zach Thornton, COL*	222	71
Mike Ammann, DC*	125	67
Nick Rimando, RSL*	172	65
David Kramer, COL*	106	51
Mark Dougherty, CLB*	122	50
Matt Jordan, COL*	117	46
Matt Reis, NE*	161	46

## SAVES

PLAYER	GP	SVS
Tony Meola, NY*	250	1136
Scott Garlick, RSL*	237	1021
Kevin Hartman, KC*	273	1013
Joe Cannon, LA*	216	902
Zach Thornton, COL*	222	822
Nick Rimando, RSL*	172	719
Matt Reis, NE*	161	610
Mark Dougherty, CLB*	122	505
Mark Dodd, DAL	92	495
Mike Ammann, DC*	125	478

## SHUTOUTS

PLAYER	GP	SHO
Kevin Hartman, KC*	273	67
Tony Meola, NY*	250	62
Zach Thornton, COL*	222	57
Joe Cannon, LA*	216	56
Scott Garlick, RSL*	237	48
Pat Onstad, HOU*	143	43
Nick Rimando, RSL*	172	43
Matt Reis, NE*	161	42
Matt Jordan, COL*	117	30
Jon Busch, CHI*	87	26



## SUPERLIGA 2007

### GROUP STAGE

GROUP A	P	G	W	D	L	F	A	+/
LA Galaxy	6	3	2	0	1	9	8	+1
CF Pachuca	4	3	1	1	1	3	3	--
CD Guadalajara	4	3	1	1	1	3	3	--
FC Dallas	2	3	0	2	1	7	8	-1

Date	Match	Res
24.07.07	FC Dallas – CD Guadalajara	1:1
24.07.07	LA Galaxy – CF Pachuca	2:1
28.07.07	FC Dallas – CF Pachuca	1:1
28.07.07	LA Galaxy – CD Guadalajara	1:2
31.07.07	FC Dallas – LA Galaxy	5:6
31.07.07	CD Guadalajara – CF Pachuca	0:1

### SEMIFINALS

14.08.07	Houston Dynamo – CF Pachuca	2:2 aet (3:4 pen)
15.08.07	LA Galaxy – D.C. United	2:0

### FINAL

29.08.07	LA Galaxy – CF Pachuca	1:1 aet (3:4 pen)
----------	------------------------	-------------------

### STATISTICAL LEADERS

#### GOALS

PLAYER	TEAM	GP	GOALS
Landon Donovan	LA	5	4
Arturo Alvarez	DAL	3	3
Alan Gordon	LA	4	3
Chris Klein	LA	5	2
Rafael Marquez Lugo	PAC	5	2
Carlos Ruiz	DAL	3	2

#### ASSISTS

PLAYER	TEAM	GP	ASTS
Landon Donovan	LA	5	4
Drew Moor	DAL	2	2

### GOALS AGAINST AVERAGE

PLAYER	TEAM	GP	MIN	SHTS	SVS	GA	GAA	W-L-T	SHO
Zach Wells	HOU	2	180	8	7	1	0.50	1-0-1	1
Pat Onstad	HOU	2	210	4	2	2	0.86	1-1-0	1
Ray Burse	DAL	1	90	6	5	1	1.00	0-0-1	0
Luis Ernesto Michel	GUA	3	270	12	9	3	1.00	1-1-1	0
Troy Perkins	DC	4	360	14	10	4	1.00	1-2-1	1
Miguel Calero	PAC	5	510	26	20	6	1.06	3-1-1	1
Armando Navarrete	AME	3	270	18	14	4	1.33	1-2-0	0
Moises Munoz	MOR	3	270	15	10	5	1.67	0-1-2	0
Joe Cannon	LA	5	480	41	32	9	1.69	3-2-0	1
Dario Sala	DAL	2	180	10	3	7	3.50	0-1-1	0



CF Pachuca celebrates its penalty kick victory over the Los Angeles Galaxy on Aug. 29, 2007 in the championship game of the inaugural SuperLiga.





## 2007 IN REVIEW

### FINAL STANDINGS

EASTERN CONFERENCE					OVERALL					HOME					AWAY				
Team	GP	W	L	T	Pts.	GF	GA	+	-	W	L	T	GF	GA	W	L	T	GF	GA
D.C. United	30	16	7	7	55	56	34	22		10	2	3	37	22	6	5	4	19	12
New England	30	14	8	8	50	51	43	8		8	3	4	32	21	6	5	4	19	22
New York	30	12	11	7	43	47	45	2		9	3	3	30	16	3	8	4	17	29
Chicago	30	10	10	10	40	31	36	-5		6	3	6	16	15	4	7	4	15	21
Kansas City	30	11	12	7	40	45	45	0		7	5	3	22	18	4	7	4	23	27
Columbus	30	9	11	10	37	39	44	-5		5	5	5	17	17	4	6	5	22	27
Toronto FC	30	6	17	7	25	25	49	-24		5	7	3	17	18	1	10	4	8	31

WESTERN CONFERENCE					OVERALL					HOME					AWAY				
Team	GP	W	L	T	Pts.	GF	GA	+	-	W	L	T	GF	GA	W	L	T	GF	GA
Chivas USA	30	15	7	8	53	46	28	18	10	1	4	28	8	5	6	4	18	20	20
Houston	30	15	8	7	52	43	23	20	8	3	4	22	11	7	5	3	21	12	12
FC Dallas	30	13	12	5	44	37	44	-7	7	5	3	17	17	6	7	2	20	27	27
Colorado	30	9	13	8	35	29	34	-5	6	4	5	16	11	3	9	3	13	23	23
Los Angeles	30	9	14	7	34	38	48	-10	6	6	3	25	25	3	8	4	13	23	23
Real Salt Lake	30	6	15	9	27	31	45	-14	4	7	4	18	22	2	8	5	13	23	23

### 2007 MLS CUP PLAYOFFS

#### EASTERN CONF. SEMIFINAL SERIES

##### #1 D.C. United vs. #4 Chicago Fire

(CHI won series, 3-2 on aggregate)

Thursday, Oct. 25: DC 0 at CHI 1

Thursday, Nov. 1: CHI 2 at DC 2

##### #2 New England Revolution vs. #3 New York Red Bulls

(NE won series, 1-0 on aggregate)

Saturday, Oct. 27: NE 0 at NY 0

Saturday, Nov. 3: NY 0 at NE 1

#### WESTERN CONF. SEMIFINAL SERIES

##### #1 Chivas USA vs. #4 Kansas City Wizards

(KC won series, 1-0 on aggregate)

Saturday, Oct. 27: CHV 0 at KC 1

Saturday, Nov. 3: KC 0 at CHV 0

##### #2 Houston Dynamo vs. #3 FC Dallas

(HOU won series, 4-2 on aggregate)

Saturday, Oct. 27: HOU 0 at FCD 1

Friday, Nov. 2: FCD 1 at HOU 4 (AET)

#### EASTERN CONFERENCE CHAMPIONSHIP

##### Chicago Fire at New England Revolution

Thursday, Nov. 8: CHI 0 at NE 1

#### WESTERN CONFERENCE CHAMPIONSHIP

##### Kansas City Wizards at Houston Dynamo

Saturday, Nov. 10: KC 0 at HOU 2

#### MLS CUP 2007

##### RFK Stadium, Washington, D.C.

##### New England Revolution vs. Houston Dynamo

Sunday, Nov. 18: NE 1 vs. HOU 2

### 2007 MLS AWARDS

#### Honda Most Valuable Player

Luciano Emilio, D.C. United

#### Panasonic Goalkeeper of the Year

Brad Guzan, Chivas USA

#### Visa Defender of the Year

Michael Parkhurst, New England Revolution

#### Gatorade Rookie of the Year

Maurice Edu, Toronto FC

#### Coach of the Year

Preki, Chivas USA

#### Fair Play Award

Michael Parkhurst, New England Revolution

#### Comeback Player of the Year

Eddie Johnson, Kansas City Wizards

#### U.S. Soccer Foundation Humanitarian of the Year

Diego Gutierrez, Chicago Fire

#### Newcomer of the Year

Luciano Emilio, D.C. United

#### Commissioner's Award

Cobi Jones, Los Angeles Galaxy

#### Goal of the Year

Cautlemoc Blando, Chicago Fire

#### RadioShack Best XI

GK: Brad Guzan

D: Jonathan Bornstein, Chivas USA

D: Michael Parkhurst, New England Revolution

D: Eddie Robinson, Chivas USA

M: Guillermo Barros Schelotto, Columbus Crew

M: Christian Gomez, D.C. United

M: Dwayne DeRosario, Houston Dynamo

M: Ben Olsen, D.C. United

M: Shalrie Joseph, New England Revolution

F: Luciano Emilio, D.C. United

F: Juan Pablo Angel, New York Red Bulls



## 2007 MLS STATISTICAL LEADERS

### BUDWEISER GOLDEN BOOT

PLAYER	TEAM	GP	GOALS
Luciano Emilio	DC	29	20
Juan Pablo Angel	NY	24	19
Taylor Twellman	NE	26	16
Eddie Jonson	KC	24	15
Maykel Galindo	CHV	28	12
Ante Razov	CHV	26	11
Christian Gomez	DC	27	10
Jozy Altidore	NY	22	9
Landon Donovan	LA	25	8
Robbie Findley	RSL*	25	8

### ASSISTS

PLAYER	TEAM	GP	ASTS
Steve Ralston	NE	26	14
Landon Donovan	LA	25	13
Sacha Kljestan	CHV	25	13
Guillermo Barros Schelotto	CLB	22	11
Davy Arnaud	KC	28	9
Christian Gomez	DC	27	9
Fred	DC	26	8
Ante Razov	CHV	26	8
Dave van den Bergh	NY	29	8

7 players tied with 7

### GOALKEEPING LEADERS

PLAYER	TEAM	GP	MIN	SHTS	SVS	GA	GAA	W-L-T	SHO
Pat Onstad	HOU	27	2418	107	85	22	0.82	13-8-6	11
Brad Guzan	CHV	27	2430	112	87	25	0.93	14-6-7	13
Bouna Coundoul	COL	30	2668	152	120	32	1.08	9-12-8	9
Jon Conway	NY	14	1143	71	57	14	1.10	6-5-2	4
Troy Perkins	DC	29	2610	149	117	32	1.10	16-6-7	8
Matt Pickens	CHI	27	2430	133	102	31	1.15	9-8-10	10
Nick Rimando	RSL	27	2430	183	146	37	1.37	6-13-8	7
Matt Reis	NE	30	2700	163	120	43	1.43	14-8-8	10
Will Hesmer	CLB	20	1800	100	71	29	1.45	8-7-5	5
Kevin Hartman	KC	30	2700	155	110	45	1.50	11-12-7	5
Joe Cannon	LA	29	2610	165	119	46	1.59	9-13-7	5
Dario Sala	DAL	18	1620	93	64	29	1.61	8-7-3	5
Kenny Stamatopoulos	TOR	12	1080	61	41	20	1.67	1-8-3	2
Ronald Waterreus	NY	18	1557	90	59	31	1.79	6-6-5	5

Minimum: 1000 minutes played

### TEAM ATTENDANCE REPORT

TEAM	DATES	HOME DATES		DATES	ROAD DATES	
		TOTAL	AVERAGE		TOTAL	AVERAGE
Chicago Fire	15	247,356	16,490	15	261,270	17,418
Chivas USA	15	214,578	14,305	15	239,588	15,973
Colorado Rapids	15	221,229	14,749	15	215,154	14,344
Columbus Crew	15	228,451	15,230	15	240,155	16,010
FC Dallas	15	227,182	15,145	15	250,220	16,681
D.C. United	15	314,506	20,967	15	240,674	16,045
Houston Dynamo	15	238,240	15,883	15	234,730	15,649
Kansas City Wizards	15	173,784	11,586	15	240,809	16,054
Los Angeles Galaxy	15	363,782	24,252	15	420,525	28,035
New England Revolution	15	251,812	16,787	15	223,544	14,903
New York Red Bulls	15	247,948	16,530	15	245,844	16,390
Real Salt Lake	15	239,395	15,960	15	236,047	15,736
Toronto FC	15	301,947	20,130	15	221,650	14,777
<b>MLS TOTALS</b>	<b>195</b>	<b>3,270,210</b>	<b>16,770</b>	<b>195</b>	<b>3,270,210</b>	<b>16,770</b>



## 2007 MLS INDIVIDUAL LEADERS

### GAMES PLAYED

PLAYER	GP
Chris Klein, LA*	32
Chad Barrett, CHI	30
Wade Barrett, HOU	30
Bouna Coundoul, COL	30
Andy Dorman, NE	30
Kevin Hartman, KC	30
Richard Mulrooney, HOU*	30
Joseph Ngwenya, HOU*	30
Matt Reis, NE	30

### GAMES STARTED

PLAYER	GS
Chris Klein, LA*	32
Wade Barrett, HOU	30
Bouna Coundoul, COL	30
Kevin Hartman, KC	30
Joseph Ngwenya, HOU*	30
Matt Reis, NE	30
C.J. Brown, CHI	29
Joe Cannon, LA	29
Troy Perkins, DC	29
Kerry Zavagnin, KC	29

### MINUTES PLAYED

PLAYER	MIN
Chris Klein, LA*	2880
Kevin Hartman, KC	2700
Matt Reis, NE	2700
Bouna Coundoul, COL	2668
Wade Barrett, HOU	2649
Joe Cannon, LA	2610
Troy Perkins, DC	2610
C.J. Brown, CHI	2565
Kerry Zavagnin, KC	2564
Seth Stammers, NY	2547

### GOALS

PLAYER	GP	GOALS
Luciano Emilio, DC	29	20
Juan Pablo Angel, NY	24	19
Taylor Twellman, NE	26	16
Eddie Johnson, KC	24	15
Maykel Galindo, CHV	28	12
Ante Razov, CHV	26	11
Christian Gomez, DC	27	10
Jozy Altidore, NY	22	9
Landon Donovan, LA	25	8
Robbie Findley, RSL*	25	8

### ASSISTS

PLAYER	GP	ASTS
Steve Ralston, NE	26	14
Landon Donovan, LA	25	13
Sacha Kijestian, CHV	25	13
Guillermo Barros Schelotto, CLB	22	11
Davy Arnaud, KC	28	9
Christian Gomez, DC	27	9
Fred, DC	26	8
Ante Razov, CHV	26	8
Dave van den Bergh, NY	29	8
7 players tied with 7		

### SHOTS

PLAYER	GP	SHOTS
Juan Pablo Angel, NY	24	97
Taylor Twellman, NE	26	90
Ante Razov, CHV	26	85
Christian Gomez, DC	27	82
Luciano Emilio, DC	29	79
Eddie Johnson, KC	24	75
Davy Arnaud, KC	28	74
Dwayne De Rosario, HOU	24	62
Arturo Alvarez, DAL	27	61
Chad Barrett, CHI	30	59
Eddie Gaven, CLB	27	59
Carlos Ruiz, DAL	22	59

### SHOTS ON GOAL

PLAYER	GP	SOG
Taylor Twellman, NE	26	55
Juan Pablo Angel, NY	24	53
Luciano Emilio, DC	29	47
Christian Gomez, DC	27	44
Eddie Johnson, KC	24	43
Ante Razov, CHV	26	42
Chad Barrett, CHI	30	37
Eddie Gaven, CLB	27	33
Alejandro Moreno, CLB*	29	32
Arturo Alvarez, DAL	27	30
Alecko Eskandarian, RSL*	23	30

### FOULS COMMITTED

PLAYER	GP	FC
Juan Toja, DAL	27	83
Eddie Robinson, HOU	25	70
Maurice Edu, TOR	25	65
Jeff Larentowicz, NE	28	61
Ryan Cochrane, HOU	25	55
Shairie Joseph, NE	27	55
Alejandro Moreno, CLB*	29	54
Dane Richards, NY	28	50
Carl Robinson, TOR	26	50
Ben Olsen, DC	24	49

### FOULS SUFFERED

PLAYER	GP	FS
Alejandro Moreno, CLB*	29	93
Guillermo Barros Schelotto, CLB	22	65
Eddie Robinson, HOU	25	64
Davy Arnaud, KC	28	63
Cuahtemoc Blanco, CHI	14	61
Joseph Ngwenya, HOU*	30	60
Eddie Johnson, KC	24	57
Brian Mullan, HOU	28	55
Maykel Galindo, CHV	28	53
Shairie Joseph, NE	27	52

### CAUTIONS (YELLOW)

PLAYER	GP	C
Eddie Robinson, HOU	25	11
Kyle Beckerman, RSL*	28	9
Alecko Eskandarian, RSL*	23	9
Jesse Marsch, CHV	28	9
Carlos Ruiz, DAL	22	9
Mehdi Ballouchy, COL*	23	8
Paulo Nagamura, CHV*	26	8
Ben Olsen, DC	24	8
8 players tied with 7		

### EJECTIONS (RED CARDS)

PLAYER	GP	EJECT
Andrew Boyens, TOR	23	2
Ugo Ihemelu, COL	25	2
Kyle Martino, LA	26	2
Clint Mathis, NY	26	2
46 players tied with 1		

### CORNER KICKS

PLAYER	GP	CK
Steve Ralston, NE	26	130
Terry Cooke, COL	29	101
Landon Donovan, LA	25	80
Guillermo Barros Schelotto, CLB	22	73
Brad Davis, HOU	17	62
Davy Arnaud, KC	28	61
Carlos Marinelli, KC	26	57
Richard Mulrooney, HOU*	30	55
Cuahtemoc Blanco, CHI	14	51
Eddie Gaven, CLB	27	50

### OFFSIDES

PLAYER	GP	OFF
Joseph Ngwenya, HOU*	30	55
Eddie Johnson, KC	24	50
Juan Pablo Angel, NY	24	42
Chad Barrett, CHI	30	37
Jeff Cunningham, TOR*	23	33
Alejandro Moreno, CLB*	29	32
Pat Noonan, NE	27	32
Maykel Galindo, CHV	28	30
Ante Razov, CHV	26	30
Carlos Pavaon, LA	18	24

### GAME-WINNING GOALS

PLAYER	GP	GWG
Kenny Cooper, DAL	31	6
Nicolas Hernandez, COL	30	6
Landon Donovan, LA	24	5
Andy Herron, CHI	20	5
Jaime Moreno, DC	32	5
Ante Razov, CHV	28	5
Jose Burciaga Jr., KC	30	4
Brian Ching, HOU	21	4
Jeff Cunningham, RSL	31	4
Taylor Twellman, NE	32	4

### GAME-WINNING ASSISTS

PLAYER	GP	GWA
Eddie Johnson, KC	24	6
Juan Pablo Angel, NY	24	5
Maykel Galindo, CHV	28	5
Taylor Twellman, NE	26	5
Luciano Emilio, DC	29	4
Ante Razov, CHV	26	4
10 players tied with 3		

### HAT TRICKS

PLAYER	GP	HATS
Eddie Johnson, KC	24	2
Brad Davis, HOU	17	1
Nate Jaqua, HOU*	25	1
Ben Olsen, DC	24	1



## MULTI-GOAL GAMES

PLAYER	GP	GAMES
Juan Pablo Angel, NY	24	5
Luciano Emilio, DC	29	5
Maykel Galindo, CHV	28	3
Eddie Johnson, KC	24	3
Taylor Twellman, NE	26	3
Jozy Altidore, NY	22	2
Ben Olsen, DC	24	2
Scott Sealy, KC	18	2
27 players tied with 1		

## PENALTY-KICK GOALS

PLAYER	GP	PKG
Juan Pablo Angel, NY	24	5
Landon Donovan, LA	25	5
Jovan Kirovski, COL	28	4
Jaime Moreno, DC	21	4
Shalrie Joseph, NE	27	3
Christian Gomez, DC	27	3
Carey Talley, RSL	26	2
Abe Thompson, DAL	24	2
20 players tied with 1		

## GOALS PER GAME

PLAYER	GP	GOALS	AVG
Juan Pablo Angel, NY	24	19	0.79
Luciano Emilio, DC	29	20	0.69
Eddie Johnson, KC	24	15	0.63
Taylor Twellman, NE	26	16	0.62
Maykel Galindo, CHV	28	12	0.43
Ante Razov, CHV	26	11	0.42
Jozy Altidore, NY	22	9	0.41
Scott Sealy, KC	18	7	0.39
Christian Gomez, DC	27	10	0.37
Danny Dichio, TOR	17	6	0.35
Minimum: 5 goals			

## ASSISTS PER GAME

PLAYER	GP	ASTS	AVG
Steve Ralston, NE	26	14	0.54
Landon Donovan, LA	25	13	0.52
Sacha Kljestan, DC	25	13	0.52
G. Barros Schelotto, CLB	22	11	0.50
Cuahtemoc Blanco, CHI	14	7	0.50
Christian Gomez, DC	27	9	0.33
Davy Arnaud, KC	28	9	0.32
Fred, DC	26	8	0.31
Ante Razov, CHV	26	8	0.31
Ben Olsen, DC	24	7	0.29
Minimum: 5 assists			

## GOALS PER 90 MIN.

PLAYER	MIN	GOALS	AVG
J. Cunningham, RSL	2404	16	0.60
Chad Barrett, CHI	780	5	0.58
Andy Herron, CHI	1449	9	0.56
Carlos Ruiz, DAL	2113	13	0.55
Brian Ching, HOU	1822	11	0.54
C. Gomez, DC	2367	14	0.53
Scott Sealy, KC	1762	10	0.51
Ante Razov, LA	2147	12	0.50
J.P. Peguero, NY*	1248	6	0.43
Minimum: 20 goals			

## ASSISTS PER 90 MIN.

PLAYER	MIN	ASTS	AVG
G. Barros Schelotto, CLB	1605	11	0.62
Steve Ralston, NE	2337	14	0.54
Sacha Kljestan, CHV	2186	13	0.54
Landon Donovan, LA	2191	13	0.53
Cuahtemoc Blanco, CHI	1233	7	0.51
Stuart Holden, HOU	1030	5	0.44
Dax McCarty, DAL	1604	7	0.39
Jaime Moreno, DC	1440	6	0.38
Ramon Nunez, CHV*	1248	5	0.36
Christian Gomez, DC	2272	9	0.36
Minimum: 5 assists			

## SCORING PCT.

PLAYER	GP	SH	G	PCT
D. Dichio, TOR	17	20	6	30.0
A. Thompson, DAL	24	19	5	26.3
R. Findley, RSL*	25	31	8	25.8
L. Emilio, DC	29	79	20	25.3
Fred, DC	26	28	7	25.0
B. Olsen, DC	24	29	7	24.1
M. Galindo, CHV	28	55	12	21.8
C. Brown, RSL	22	23	5	21.7
S. Sealy, KC	18	33	7	21.2
J. Altidore, NY	22	43	9	20.9

## SHOTS ON GOAL PCT.

PLAYER	GP	SH	SOG	PCT
J. Cunningham, TOR*	23	32	21	65.6
C. Barrett, CHI	30	59	37	62.7
T. Twellman, NE	26	90	55	61.1
S. Sealy, KC	18	33	20	60.6
L. Emilio, DC	29	79	47	59.5
A. Moreno, CLB*	29	54	32	59.3
C. Samuel, TOR	18	41	24	58.5
J. Ngwenya, HOU*	30	40	23	57.5
E. Johnson, KC	24	75	43	57.3
P. Noonan, NE	27	42	24	57.1

## GAMES PLAYED IN GOAL

PLAYER	GP
Bounaoundoul, COL	30
Kevin Hartman, KC	30
Matt Reis, NE	30
Joe Cannon, LA	29
Troy Perkins, DC	29
Brad Guzan, CHV	27
Pat Onstad, HOU	27
Matt Pickens, CHI	27
Nick Rimando, RSL	27
Will Hesmer, CLB	20

## GAMES STARTED IN GOAL

PLAYER	GS
Bounaoundoul, COL	30
Kevin Hartman, KC	30
Matt Reis, NE	30
Joe Cannon, LA	29
Troy Perkins, DC	29
Brad Guzan, CHV	27
Pat Onstad, HOU	27
Matt Pickens, CHI	27
Nick Rimando, RSL	27
Will Hesmer, CLB	20

## GOALS AGAINST AVG.

PLAYER	GP	MIN	SHTS	SVS	GA	GAA	W-L-T	SHO
Pat Onstad, HOU	27	2418	107	85	22	0.82	13-8-6	11
Brad Guzan, CHV	27	2430	112	87	25	0.93	14-6-7	13
Bounaoundoul, COL	30	2668	152	120	32	1.08	9-12-8	9
Jon Conway, NY	14	1143	71	57	14	1.10	6-5-2	4
Troy Perkins, DC	29	2610	149	117	32	1.10	16-6-7	8

Minimum: 1000 minutes played

## MINUTES PLAYED IN GOAL

PLAYER	MIN
Kevin Hartman, KC	2700
Matt Reis, NE	2700
Bounaoundoul, COL	2668
Joe Cannon, LA	2610
Troy Perkins, DC	2610
Brad Guzan, CHV	2430
Matt Pickens, CHI	2430
Nick Rimando, RSL	2430
Pat Onstad, HOU	2418
Will Hesmer, CLB	1800

## WINS

PLAYER	GP	WON
Troy Perkins, DC	29	16
Brad Guzan, CHV	27	14
Matt Reis, NE	30	14
Pat Onstad, HOU	27	13
Kevin Hartman, KC	30	11
Joe Cannon, LA	29	9
Bounaoundoul, COL	30	9
Matt Pickens, CHI	27	9
Will Hesmer, CLB	20	8
Dario Sala, DAL	18	8

## SAVES

PLAYER	GP	SVS
Nick Rimando, RSL	27	146
Bounaoundoul, COL	30	120
Matt Reis, NE	30	120
Joe Cannon, LA	29	119
Troy Perkins, DC	29	117
Kevin Hartman, KC	30	110
Matt Pickens, CHI	27	102
Brad Guzan, CHV	27	87
Pat Onstad, HOU	27	85
Will Hesmer, CLB	20	71

## SHUTOUTS

PLAYER	GP	SHO
Brad Guzan, CHV	27	13
Pat Onstad, HOU	27	11
Matt Pickens, CHI	27	10
Matt Reis, NE	30	10
Bounaoundoul, COL	30	9
Troy Perkins, DC	29	8
Nick Rimando, RSL	27	7
Joe Cannon, LA	29	5
Kevin Hartman, KC	30	5
Will Hesmer, CLB	20	5
Dario Sala, DAL	18	5
Ronald Waterreus, NY	18	5



## 2007 MLS RESERVE DIVISION

### FINAL STANDINGS

OVERALL											HOME					AWAY				
Team	GP	W	L	T	Pts.	GF	GA	+/-	W	L	T	GF	GA	W	L	T	GF	GA		
Colorado Rapids	10	7	0	3	24	22	8	+14	3	0	1	9	2	4	0	2	13	6		
Chivas USA	11	6	3	2	20	25	23	+2	4	1	1	17	15	2	2	1	8	8		
NE Revolution	12	6	4	2	20	20	14	+6	5	1	1	11	6	1	3	1	9	8		
KC Wizards	12	6	5	1	19	22	19	+3	3	3	0	11	9	3	2	1	11	10		
D.C. United	12	4	3	5	17	16	12	+4	2	3	1	9	8	2	0	4	7	4		
FC Dallas	12	4	4	4	16	17	18	-1	3	1	2	6	3	1	3	2	11	15		
Columbus Crew	11	4	4	3	15	17	14	+3	1	1	2	9	5	3	3	1	8	9		
NY Red Bulls	9	5	4	0	15	14	15	-1	4	1	0	9	6	1	3	0	5	9		
Real Salt Lake	11	5	6	0	15	19	17	+2	4	2	0	15	9	1	4	0	4	8		
Toronto FC	12	3	5	4	13	14	19	-5	1	2	2	6	8	2	3	2	8	11		
Houston Dynamo	12	3	6	3	12	16	21	-5	2	2	2	11	10	1	4	1	5	11		
Chicago Fire	11	2	6	3	9	12	19	-7	2	1	2	7	6	0	5	1	5	13		
LA Galaxy	11	2	7	2	8	14	29	-15	2	3	2	9	12	0	4	0	5	17		

### 2007 REVOLUTION RESERVE DIVISION RESULTS

DATE	OPPONENT	RESULT	GOALSCORERS
April 14	vs. Toronto FC Reserves	W 3-2	Sims, Gonzalez, Thompson
May 6	vs. Chicago Fire Reserves	W 1-0	Sims
May 13	at Los Angeles Galaxy Reserves	L 1-2	Noonan
May 27	vs. Kansas City Wizards Reserves	W 3-0	Oka 2, Loftus
June 7	vs. D.C. United Reserves	L 0-2	none
June 17	vs. Columbus Crew Reserves	W 2-1	Gonzalez, Igwe
July 22	vs. Houston Dynamo Reserves	W 1-0	Kello*
July 29	at Real Salt Lake Reserves	L 2-3	Cristman, Helton
Sept. 9	at D.C. United Reserves	T 1-1	Gonzalez
Sept. 22	at New York Red Bulls Reserves	W 4-0	Cristman 2, Nyassi, Mansally
Oct. 7	at Chicago Fire	L 1-2	Nyassi
Oct. 14	vs. Columbus Crew	T 1-1	Mansally

### 2007 NEW ENGLAND REVOLUTION RESERVE DIVISION STATISTICS

POS	PLAYER	GP	GS	MIN	G	A	C	E
MID	Bryan Byrne	11	11	776	0	3	1	0
FWD	Adam Cristman	6	5	327	3	1	1	0
MID	Andy Dorman	2	2	148	0	1	1	0
DEF	Gary Flood	12	12	1080	0	1	0	0
MID	Joe Franchino	3	3	219	0	1	0	0
MID	Miguel Gonzalez	11	5	648	3	0	2	0
DEF	Kyle Helton	8	8	703	1	1	0	0
MID	Daniel Hernandez	3	3	198	0	1	2	0
DEF	Amaechi Igwe	11	11	990	1	0	3	0
DEF	Avery John	5	5	405	0	0	1	0
DEF	Marshall Leonard	12	12	1080	0	0	3	0
FWD	Chris Loftus	11	8	785	1	0	2	0
MID	Anders Kello*	7	0	247	1	0	0	0
GK	Brad Knighton	6	4	450	0	0	0	0
MID	Abdoullie Mansally	4	4	360	2	0	0	0
FWD	Pat Noonan	3	3	162	1	0	0	0
MID	Sainey Nyassi	4	4	319	2	0	0	0
FWD	Arsene Oka	6	4	398	2	1	0	0
DEF	James Riley	3	3	163	0	0	0	0
F/M	Willie Sims	8	3	419	2	1	0	0
MID	Khano Smith	1	1	45	0	0	1	0
MID	Ryan Solle	8	7	629	0	1	1	0
MID	Wells Thompson	7	6	461	1	1	3	0
DEF	Geoff Walker*	7	1	227	0	0	0	0
GK	Doug Warren	8	8	630	0	1	0	0
FWD	Bojan Zoric*	1	0	18	0	0	0	0
TEAM TOTALS		12	12	1080	20	14	21	0

**GAME-WINNING GOALS:** Adam Cristman 1, Amaechi Igwe 1, Anders Kello 1, Arsene Oka 1, Willie Sims 1, Wells Thompson 1.

**GAME-WINNING ASSISTS:** Bryan Byrne 1, Joe Franchino 1, Arsene Oka 1, Doug Warren 1.

**PENALTY KICK GOALS/ATTEMPTS:** Adam Cristman 1-1, Miguel Gonzalez 1-1

POS	GOALKEEPER	GP	GS	MIN	GA	GAA	PG	PA	W	L	T	SO
GK	Doug Warren	8	8	630	7	1.00	2	2	4	1	2	2
GK	Brad Knighton	6	4	450	7	1.40	1	1	2	3	0	1
TEAM TOTALS		12	12	1080	14	1.17	3	3	6	4	2	4

\* guest player

### 2007 RESERVE DIVISION LEADERS

GOALS LEADERS	TEAM	G
Anthony Hamilton	CHV	8
Chris Wondolowski	HOU	7
Ryan Pore	KC	7
Jarrod Laventure	NY	5
John Thorington	CHI	4
Matt Taylor	CHV	4
Jose Cancela	COL	4
Kei Kamara	CLB	4
Dominic Oduro	DAL	4
Yura Movsisyan	KC/RSL	4
Gavin Gilton	LA/RSL	4
Mike Caso	LA/CLB	4
Kyle Brown	RSL	4
Jamie Watson	RSL	4

ASSIST LEADERS	TEAM	A
Ricardo Virtuoso	CLB	7
Rodrigo Lopez	CHV	5
Calen Carr	CHI	4
Scott Jones	DAL	4
Michael Kraus	KC	4
Andrea Lombardo	TOR	4



# The U.S. Soccer Foundation

## Congratulates Diego Gutierrez

### 2007 U.S. Soccer Foundation-MLS W.O.R.K.S. Humanitarian of the Year

"As soccer continues to grow in importance on the American sports landscape so does the U.S. Soccer Foundation, MLS W.O.R.K.S., and all of their efforts. I would like to thank them both for the award, but most importantly for providing caring athletes with an opportunity to make a difference."

- Diego Gutierrez



Diego Gutierrez  
Chicago Fire  
2007 Season

Photograph courtesy ISI.

© 2008 U.S. Soccer Foundation © 2008 MLS™

For more information about the U.S. Soccer Foundation visit [ussoccerfoundation.org](http://ussoccerfoundation.org)



NEW ENGLAND REVOLUTION

REVUS-08



**PRIDE AND PASSION**

# MLS TEAMS





## CHICAGO FIRE

Toyota Park  
7000 S. Harlem Ave.  
Bridgeview, IL 60455  
Main Number: (708) 594-7200  
Fax: (708) 496-6050  
www.chicago-fire.com

### ADMINISTRATION

Investor/Operator	Andrew Hauptman, Andell Holdings
President/CEO	John Guppy
Head Coach	Denis Hamlett
Assistant Coaches	Chris Armas, Mike Jeffries, Daryl Shore
Director of Team Operations	Ron Stern

### PR CONTACTS

Chris Bailey	CBailey@chicago-fire.com
Office	(708) 496-6724
Mobile	(773) 412-1691
Lauren Brophy	LBrophy@chicago-fire.com
Office	(708) 496-6725
Mobile	(314) 303-8884

### HOME FACILITY

Stadium	Toyota Park
Capacity	20,000
Field Dimensions	120 x 75 yards
Surface	Natural Grass
Team Colors	Red, Navy and Metallic Silver

### REVS VS. FIRE IN MLS REGULAR-SEASON

Year	Overall	Home	Away	SO <sup>7</sup> /OT
1998	0-2-0	0-1-0	0-1-0	0-0-0*
1999	1-1-0	1-0-0	0-1-0	0-0-0*
2000	1-0-1	0-0-1	1-0-0	0-0-1
2001	1-0-1	1-0-0	0-0-1	1-0-1
2002	1-2-1	0-2-0	1-0-1	0-0-1
2003	2-1-1	2-0-0	0-1-1	0-0-1
2004	2-1-1	2-0-0	0-1-1	-
2005	3-1-0	2-0-0	1-1-0	-
2006	1-2-1	0-2-0	1-0-1	-
2007	1-2-0	1-0-0	0-2-0	-
<b>Totals</b>	<b>13-12-6</b>	<b>9-5-1</b>	<b>4-7-5</b>	

### REVS VS. FIRE IN MLS CUP PLAYOFFS

Year	Overall	Home	Away	Neutral	Series Result
2000	1-2-0	1-0-0	0-2-0	0-0-0	L
2002	2-1-0	2-0-0	0-1-0	0-0-0	W
2003	0-1-0	0-0-0	0-1-0	0-0-0	L
2005	1-0-0	1-0-0	0-0-0	0-0-0	W
2006	1-1-0	1-0-0	0-1-0	0-0-0	W
2007	1-0-0	1-0-0	0-0-0	0-0-0	W
<b>Totals</b>	<b>6-5-0</b>	<b>6-0-0</b>	<b>0-5-0</b>	<b>0-0-0</b>	<b>4-2</b>

### REVS VS. FIRE IN U.S. OPEN CUP

Year	Overall	Home	Away	Neutral	SO
2005	0-1-0	0-1-0	0-0-0	0-0-0	0-0-0
2006	0-1-0	0-0-0	0-1-0	0-0-0	0-0-0
<b>Totals</b>	<b>0-2-0</b>	<b>0-1-0</b>	<b>0-1-0</b>	<b>0-0-0</b>	<b>0-0-0</b>

### ALL-TIME ALL-COMPETITIONS RECORD

Overall	Home	Away	Neutral
19-19-6	15-6-1	4-13-5	0-0-0

### ALL-TIME MLS REGULAR-SEASON MEETINGS

Date	Score	NE Result	Notes
6/14/98	Chicago 3 at New England 1	L	
9/23/98	New England 2 at Chicago 3	L	
6/05/99	Chicago 0 at New England 2	W	
8/28/99	New England 1 at Chicago 2	L	
4/22/00	Chicago 1 at New England 1	T	2OT
5/20/00	New England 1 at Chicago 0	W	
5/12/01	Chicago 1 at New England 2	W	OT
6/23/01	New England 1 at Chicago 1	T	2OT
4/27/02	Chicago 1 at New England 2	T	2OT
5/19/02	Chicago 3 at New England 1	L	
8/18/02	Chicago 2 at New England 0	L	
8/24/02	New England 2 at Chicago 1	W	
4/13/03	New England 1 at Chicago 1	T	2OT
5/17/03	Chicago 0 at New England 3	W	
7/19/03	New England 1 at Chicago 3	L	
8/30/03	Chicago 1 at New England 5	W	
7/11/04	New England 1 at Chicago 1	T	
7/14/04	Chicago 1 at New England 3	W	
9/25/04	New England 2 at Chicago 2	L	
10/16/04	Chicago 1 at New England 2	W	
4/27/05	New England 3 at Chicago 0	W	
5/07/05	Chicago 0 at New England 2	W	
7/09/05	New England 0 at Chicago 1	L	
10/15/05	Chicago 0 at New England 1	W	
4/30/06	Chicago 2 at New England 1	L	
6/11/06	New England 3 at Chicago 3	T	
7/08/06	New England 2 at Chicago 1	W	
8/20/06	Chicago 1 at New England 0	L	
4/07/07	New England 0 at Chicago 1	L	
5/06/07	Chicago 1 at New England 3	W	
10/6/07	New England 1 at Chicago 2	L	

### ALL-TIME MLS CUP PLAYOFFS MEETINGS

Date	Score	NE Result	Notes	Series
9/15/00	New England 1 at Chicago 2	L		
9/19/00	Chicago 1 at New England 2	W		
9/22/00	New England 0 at Chicago 6	L		L
9/26/02	Chicago 0 at New England 2	W		
9/29/02	New England 1 at Chicago 2	L		
10/2/02	Chicago 0 at New England 2	W		W
11/14/03	New England 0 at Chicago 1	L	OT	L
11/6/05	Chicago 0 at New England 1	W		W
10/22/06	New England 0 at Chicago 1	L		
10/28/06	Chicago 1 at New England 2	W		W (PKs, 4-2)
11/8/07	Chicago 0 at New England 1	W		W

### ALL-TIME U.S. OPEN CUP MEETINGS

Date	Score	Result	Notes
2005	Chicago 3 at New England 2	L	2OT
2006	New England 1 at Chicago 2	L	





## NEW ENGLAND VS. CHICAGO

### ALL-TIME TEAM STATS

Category	REVOLUTION				FIRE			
	1st Half	2nd Half	OT	Totals	1st Half	2nd Half	OT	Totals
Goals	18	29	1	48	18	23	0	41
Shots	167	196	8	371	183	193	9	385
Shots on Goal	69	95	4	168	89	91	4	184
Fouls	223	238	8	469	219	257	8	484
Offsides	35	44	0	79	70	48	1	119
Corner Kicks	59	77	3	139	66	88	1	155

### ALL-TIME REGULAR-SEASON SERIES LEADERS

	REVOLUTION			FIRE		
	Goals	Assists	Shots	Shots on Goal	Fouls Committed	Fouls Suffered
	11	7	58	32	36	51
	Taylor Twellman	Jose Cancela	Taylor Twellman	Taylor Twellman	Jay Heaps	Taylor Twellman
	5	7	48	24	42	35
	Ante Razov	Jesse Marsch	Ante Razov	Ante Razov	C.J. Brown	Peter Nowak
	8	10	3	81	36	8
	Zach Thornton	Zach Thornton	Zach Thornton	Zach Thornton	Zach Thornton	Zach Thornton
	7	3	67	20		
	Matt Reis	Matt Reis	Matt Reis	Matt Reis		

### ALL-TIME REGULAR-SEASON SERIES GAME HIGHS

	REVOLUTION			FIRE		
	GGoals	Assists	Shots	Shots on Goal	Fouls Committed	Fouls Suffered
	3	2	9	4	6	8
	Chris Brown (8/30/03)	5 players tied	Mamadou Diallo (5/19/02)	3 players tied	Rusty Pierce (5/12/01)	Clint Dempsey (7/11/04)
	3	2	10	6	6	6
	Ante Razov (5/19/02)	3 players tied	Ante Razov (4/27/02)	Ante Razov (5/19/02)	Chad Barrett(4/30/06)	Nowak/Williams
	8	3	10	10	5	5
	3 players tied	Zach Thornton (5/19/02)	Zach Thornton (8/30/03)			

### CURRENT NEW ENGLAND PLAYERS CAREER STATISTICS VS. CHICAGO

UNF	POS	PLAYER	GP	GS	MIN	G	A	SHT	SOG	FC	FS	OFF	CK	C	E
20	FWD	Taylor Twellman	22	22	1993	11	5	58	32	28	51	26	0	4	1
14	MID	Steve Ralston	31	31	2795	6	9	28	18	32	36	4	61	3	0
6	M/D	Jay Heaps	30	29	2685	3	3	17	8	53	36	3	0	10	0
13	DEF	Jeff Larentowicz	6	6	495	2	2	10	3	11	7	0	0	3	0
3	DEF	Chris Albright	14	12	1062	2	1	23	16	22	17	5	0	2	0
27	MID	Wells Thompson	3	2	188	1	0	3	1	2	7	0	0	0	0
21	DEF	Shalrie Joseph	14	14	1230	0	4	17	5	23	24	1	0	3	0
7	FWD	Adam Cristman	2	2	161	0	1	5	0	5	3	1	0	0	0
18	FWD	Khano Smith	6	3	356	0	1	8	2	9	8	2	0	1	0
17	DEF	Gary Flood	1	1	80	0	0	0	0	1	0	0	0	0	0
29	MID	Abdoulie Mansally	1	0	14	0	0	0	0	1	1	0	0	1	0
15	DEF	Michael Parkhurst	10	10	900	0	0	0	0	1	7	0	0	0	0
1	GK	Matt Reis	20	20	1802	0	0	0	0	1	6	0	1	1	0
		TEAM TOTALS	31	31	2831	48	58	371	168	469	467	79	139	57	4
		OPPONENT TOTALS	31	31	2831	41	46	385	184	484	445	119	155	67	2

UNF	POS	GOALKEEPER	GP	GS	MIN	SHT	SV	GA	GAA	PG	PA	W	L	T	SO
21	DEF	Shalrie Joseph	1	0	1	0	0	0	0.00	0	0	0	0	0	0
1	GK	Matt Reis	20	20	1800	115	85	26	1.30	4	5	10	8	2	4
		TEAM TOTALS	31	31	2831	184	135	41	1.30	3	6	13	12	6	6
		OPPONENT TOTALS	31	31	2831	168	113	48	1.53	3	3	12	13	6	5





## CD CHIVAS USA

The Home Depot Center  
18400 Avalon Blvd., Suite 500  
Carson, CA 90746  
Main Number: (310) 630-4550  
Fax: (310) 630-4551  
www.cdchivasusa.com

### ADMINISTRATION

Investor/Operator	Jorge Vergara, Antonio Cue
President & CEO	Shawn Hunter
Head Coach	Preki
Assistant Coach	Leo Percovich
Director of Soccer	Dennis le Kloese

### PR CONTACTS

Keegan Pierce	kperce@cdchivasusa.com
Office	(310) 630-4575
Mobile	(310) 595-5264
Edward Caulich	ecaulich@cdchivasusa.com
Office	(310) 630-4554
Mobile	(310) 982-3656
David Lindholm	dlindholm@cdchivasusa.com
Office	(310) 630-4552
Mobile	(310) 974-2987

### HOME FACILITY

Stadium	The Home Depot Center
Capacity	27,000
Field Dimensions	120 x 75 yards
Surface	Natural Grass
Team Colors	Red and White

### REVS VS. CHV IN MLS REGULAR-SEASON

Year	Overall	Home	Away	SO*/OT
2005	1-1-0	1-0-0	0-1-0	-
2006	1-0-1	1-0-0	0-0-1	-
2007	0-1-1	0-0-1	0-1-0	-
<b>Totals</b>	<b>2-2-2</b>	<b>2-0-1</b>	<b>0-2-1</b>	

### REVS VS. CHV IN MLS CUP PLAYOFFS

Year	Overall	Home	Away	Neutral	Series Result
Never Met					

### REVS VS. CHV IN U.S. OPEN CUP

Year	Overall	Home	Away	Neutral	SO
Never Met					

### ALL-TIME ALL-COMPETITIONS RECORD

Overall	Home	Away	Neutral
2-2-2	2-0-1	0-2-1	0-0-0

### ALL-TIME MLS REGULAR-SEASON MEETINGS

Date	Score	NE Result	Notes
4/30/05	Chivas USA 0 at New England 1	W	
7/22/05	New England 0 at Chivas USA 1	L	
5/13/06	Chivas USA 1 at New England 3	W	
8/6/06	New England 1 at Chivas USA 1	T	
6/30/07	New England 0 at Chivas USA 2	L	
7/7/07	Chivas USA 1 at New England 1	T	

### ALL-TIME MLS CUP PLAYOFFS MEETINGS

Date	Score	NE Result	Notes	Series
Never Met				

### ALL-TIME U.S. OPEN CUP MEETINGS

Date	Score	Result	Notes
Never Met			



## NEW ENGLAND VS. CHIVAS USA

### ALL-TIME TEAM STATS

Category	REVOLUTION				CHIVAS USA			
	1st Half	2nd Half	OT	Totals	1st Half	2nd Half	OT	Totals
Goals	2	4	0	6	4	2	0	6
Shots	28	44	0	72	33	24	0	57
Shots on Goal	11	19	0	30	17	11	0	28
Fouls	37	44	0	81	47	57	0	104
Offsides	8	6	0	14	14	14	0	28
Corner Kicks	11	22	0	33	17	6	0	23

### ALL-TIME REGULAR-SEASON SERIES LEADERS

	REVOLUTION		CHIVAS USA	
Goals	2	Dorman/Twellman	2	Jesse Marsch
Assists	2	Steve Ralston	2	Anle Razov
Shots	15	Taylor Twellman	13	Anle Razov
Shots on Goal	5	Dorman/Twellman	5	Mendoza/Razov
Fouls Committed	12	Shalrie Joseph	7	Kijestian/Mendoza
Fouls Suffered	10	Taylor Twellman	8	Francisco Mendoza
Wins	2	Matt Reis	1	Burpo/Guzan
Losses	2	Matt Reis	2	Brad Guzan
Shutouts	1	Matt Reis	1	Burpo/Guzan
Saves	22	Matt Reis	12	Preston Burpo
Goals Allowed	6	Matt Reis	4	Brad Guzan

### ALL-TIME REGULAR-SEASON SERIES GAME HIGHS

	REVOLUTION		CHIVAS USA	
Goals	1	6 players tied	1	6 players tied
Assists	1	7 players tied	1	7 players tied
Shots	6	Clint Dempsey (4/30/05)	4	Razov/Galindo
Shots on Goal	3	Clint Dempsey (4/30/05)	3	Romo/Mendoza
Fouls Committed	5	Shalrie Joseph (5/13/06)	6	Thiago Martins (4/30/05)
Fouls Suffered	4	3 players tied	6	Juan Francisco Palencia (5/13/06)
Saves	6	Matt Reis (5/13/06)	8	Preston Burpo (7/7/07)
Goals Allowed	2	Matt Reis (6/30/07)	3	Brad Guzan (5/13/06)

### CURRENT NEW ENGLAND PLAYERS CAREER STATISTICS VS. CHIVAS USA

UNF	POS	PLAYER	GP	GS	MIN	G	A	SHT	SOG	FC	FS	OFF	CK	C	F
20	FWD	Taylor Twellman	5	4	394	2	0	15	5	5	10	6	0	1	0
21	DEF	Shalrie Joseph	5	5	449	1	1	5	1	12	8	0	0	2	0
3	DEF	Chris Albright	8	7	558	0	2	6	2	11	5	0	0	4	0
14	MID	Steve Ralston	5	5	423	0	2	0	0	3	0	0	13	0	0
6	M/D	Jay Heaps	6	6	540	0	1	6	3	10	6	0	0	2	0
7	FWD	Adam Cristman	2	2	146	0	0	7	1	4	3	0	0	0	0
17	DEF	Gary Flood	1	1	67	0	0	0	0	0	0	0	0	0	0
13	DEF	Jeff Larentowicz	2	0	35	0	0	0	0	1	1	0	0	0	0
15	DEF	Michael Parkhurst	6	6	540	0	0	0	0	2	6	0	0	0	0
1	GK	Matt Reis	6	6	540	0	0	0	0	0	2	0	0	0	0
18	FWD	Khano Smith	3	1	113	0	0	3	2	3	1	1	1	0	0
27	MID	Wells Thompson	2	2	180	0	0	0	0	4	6	0	0	1	0
TEAM TOTALS			6	6	540	6	7	72	30	81	98	14	33	11	0
OPPONENT TOTALS			6	6	540	6	7	57	28	104	78	28	23	15	1

UNF	POS	GOALKEEPER	GP	GS	MIN	SHT	SV	GA	GAA	PG	PA	W	L	T	SO
1	GK	Matt Reis	6	6	540	28	22	6	1.00	0	0	2	2	2	1
Team totals			6	6	540	28	22	6	1.00	0	0	2	2	2	1
OPPONENT TOTALS			6	6	540	30	23	6	1.00	0	0	2	2	2	2





## COLORADO RAPIDS

Dick's Sporting Goods Park  
6000 Victory Way  
Commerce City, CO 80022  
Main Number: (303) 727-3500  
Fax: (303) 727-3536  
www.coloradorapids.com

### ADMINISTRATION

Investor/Operator	Stan Kroenke/Kroenke Sports Enterprises
Vice-President/Managing Director	Jeff Plush
General Manager	Charlie Wright
Head Coach	Fernando Clavijo
Assistant Coach	John Murphy

### PR CONTACTS

Jason Gilham	jgilham@dsgpark.com
Office	(303) 727-3508
Mobile	(303) 385-7698
Kyle Mead	kmead@dsgpark.com
Office	(303) 727-3505
Mobile	(720) 883-2676

### HOME FACILITY

Stadium	Dick's Sporting Goods Park
Capacity	18,086
Field Dimensions	120 x 80
Surface	Natural Grass
Team Colors	Claret and Sky Blue

### REVS VS. RAPIDS IN MLS REGULAR-SEASON

Year	Overall	Home	Away	SO*OT
1996	2-1-0	2-0-0	0-1-0	1-0-0*
1997	2-1-0	1-0-0	1-1-0	1-0-0*
1998	0-2-0	0-1-0	0-1-0	0-0-0*
1999	0-2-0	0-1-0	0-1-0	0-1-0*
2000	0-2-0	0-1-0	0-1-0	0-0-0
2001	1-0-1	0-0-1	1-0-0	0-0-1
2002	2-2-0	1-1-0	1-1-0	0-0-0
2003	1-1-1	1-0-1	0-1-0	0-0-1
2004	1-1-1	1-0-0	0-1-1	-
2005	0-1-1	0-0-1	0-1-0	-
2006	1-1-0	1-0-0	0-1-0	-
2007	1-1-0	1-0-0	0-1-0	-
<b>Totals</b>	<b>11-15-4</b>	<b>8-4-3</b>	<b>3-11-1</b>	

### REVS VS. RAPIDS IN MLS CUP PLAYOFFS

Year	Overall	Home	Away	Neutral	Series Result
Never Met					

### REVS VS. RAPIDS IN U.S. OPEN CUP

Year	Overall	Home	Away	Neutral	SO
Never Met					

### ALL-TIME ALL-COMPETITIONS RECORD

Overall	Home	Away	Neutral
11-15-4	8-4-3	3-11-1	0-0-0

### ALL-TIME MLS REGULAR-SEASON MEETINGS

Date	Score	NE Result	Notes
5/25/96	Colorado 2 at New England 2	W	SO
7/24/96	New England 0 at Colorado 2	L	
8/16/96	Colorado 0 at New England 2	W	
4/26/97	Colorado 1 at New England 1	W	SO
5/24/97	New England 2 at Colorado 1	W	
8/09/97	New England 0 at Colorado 3	L	
7/11/98	New England 1 at Colorado 2	L	
7/29/98	Colorado 3 at New England 1	L	
5/01/99	Colorado 2 at New England 1	L	
8/06/99	New England 0 at Colorado 0	L	SO
5/17/00	Colorado 4 at New England 3	L	
5/29/00	New England 1 at Colorado 2	L	
5/19/01	New England 1 at Colorado 0	W	
6/20/01	Colorado 3 at New England 3	T	2OT
5/22/02	New England 2 at Colorado 5	L	
6/15/02	New England 2 at Colorado 1	W	
7/24/02	Colorado 3 at New England 2	L	
8/28/02	Colorado 1 at New England 3	W	
6/14/03	New England 1 at Colorado 4	L	
6/28/03	Colorado 2 at New England 3	W	
9/18/03	Colorado 0 at New England 0	T	2OT
5/07/04	New England 0 at Colorado 0	T	
7/04/04	New England 0 at Colorado 1	L	
9/18/04	Colorado 1 at New England 6	W	
5/28/05	Colorado 0 at New England 0	T	
8/17/05	New England 0 at Colorado 2	L	
7/05/06	New England 2 at Colorado 3	L	
9/30/06	Colorado 1 at New England 3	W	
8/16/07	New England 0 at Colorado 3	L	
9/29/07	Colorado 0 at New England 1	W	

### ALL-TIME MLS CUP PLAYOFFS MEETINGS

Date	Score	NE Result	Notes	Series
Never Met				

### ALL-TIME U.S. OPEN CUP MEETINGS

Date	Score	Result	Notes
Never Met			



## NEW ENGLAND VS. COLORADO

### ALL-TIME TEAM STATS

Category	REVOLUTION				RAPIDS			
	1st Half	2nd Half	OT	Totals	1st Half	2nd Half	OT	Totals
Goals	20	23	0	43	25	27	0	52
Shots	181	204	4	389	174	195	1	370
Shots on Goal	79	95	2	176	76	102	1	179
Fouls	198	222	1	421	221	223	4	448
Offsides	54	51	0	105	74	70	0	144
Corner Kicks	64	68	4	136	68	76	1	145

### ALL-TIME REGULAR-SEASON SERIES LEADERS

REVOLUTION			RAPIDS		
Goals	9	Taylor Iwellman	6	Chung/Harris	
Assists	6	Sieve Ralston	11	Chris Henderson	
Shots	47	Taylor Iwellman	26	Chris Henderson	
Shots on Goal	27	Taylor Iwellman	14	3 players tied	
Fouls Committed	21	Ted Chronopoulos	24	Kyle Beckerman	
Fouls Suffered	31	Taylor Iwellman	18	Henderson/Paz	
Wins	3	Brown/Reis	4	Marcus Hahnemann	
Losses	6	Jeff Causey	2	4 players tied	
Shutouts	2	Brown/Reis	4	Joe Cannon	
Saves	31	Matt Reis	33	Joe Cannon	
Goals Allowed	17	Jeff Causey	11	Joe Cannon	

### ALL-TIME REGULAR-SEASON SERIES GAME HIGHS

REVOLUTION			RAPIDS		
Goals	2	6 players tied	2	7 players tied	
Assists	2	3 players tied	3	Paule/Valderrama	
Shots	9	Taylor Iwellman (9/18/03)	7	Agogo/Spencer	
Shots on Goal	5	Taylor Iwellman (9/18/04)	6	John Spencer (6/20/01)	
Fouls Committed	7	Alberto Naveda (4/26/97)	7	Matt McKeon (5/1/99)	
Fouls Suffered	7	Adam Cristman (8/16/07)	7	Adrian Paz (4/26/97)	
Saves	7	Zenga/Reis	8	Adin Brown (6/20/01)	
Goals Allowed	5	Juergen Sommer (5/22/02)	6	Joe Cannon (9/18/04)	

### CURRENT NEW ENGLAND PLAYERS CAREER STATISTICS VS. COLORADO

UNF	POS	PLAYER	GP	GS	MIN	G	A	SHT	SOG	FC	FS	OFF	CK	C	E
20	FWD	Taylor Iwellman	12	11	1025	9	3	47	27	17	31	10	0	1	0
14	MID	Steve Ralston	28	28	2495	8	7	37	16	16	32	7	42	1	0
3	DEF	Chris Albright	18	15	1398	2	1	28	11	29	31	5	0	4	0
6	M/D	Jay Heaps	25	23	2148	1	5	18	6	27	38	3	0	3	0
18	FWD	Khano Smith	5	3	318	1	0	6	3	6	7	0	0	1	0
21	DEF	Shalrie Joseph	10	10	893	0	1	9	4	18	18	2	1	2	1
7	FWD	Adam Cristman	2	1	154	0	0	3	1	1	10	0	0	0	0
17	DEF	Gary Flood	1	0	3	0	0	0	0	0	0	0	0	0	0
13	DEF	Jeff Larentowicz	4	4	357	0	0	5	2	6	2	0	0	0	0
15	DEF	Michael Parkhurst	6	6	540	0	0	0	0	3	3	0	0	0	0
1	GK	Matt Reis	13	13	1173	0	0	0	0	2	1	0	0	0	1
27	MID	Wells Thompson	2	1	61	0	0	1	1	1	1	0	0	0	0
12	GK	Doug Warren	1	0	6	0	0	0	0	0	0	0	0	0	0
TEAM TOTALS			30	30	2720	43	42	389	176	421	432	105	136	40	6
OPPONENT TOTALS			30	30	2720	52	67	370	179	448	406	144	145	41	4

UNF	POS	GOALKEEPER	GP	GS	MIN	SHT	SV	GA	GAA	PG	PA	W	L	T	SO
1	GK	Matt Reis	13	13	1173	69	51	15	1.15	2	2	7	5	1	5
12	GK	Doug Warren	1	0	6	1	0	1	15.00	1	1	0	0	0	0
TEAM TOTALS			30	30	2720	179	114	52	1.72	3	4	11	15	4	7
OPPONENT TOTALS			30	30	2720	176	122	43	1.42	6	7	15	11	4	9





## COLUMBUS CREW

Columbus Crew Stadium  
One Black and Gold Blvd.  
Columbus, OH 43211  
Main Number: (614) 447-5001  
Fax: (614) 447-4109  
www.thecrew.com

### ADMINISTRATION

Investor/Operator	The Hunt Family and local investors
President, Hunt Sports	John Wagner
General Manager	Mark McCullers
Head Coach	Sigi Schmid
Assistant Coaches	Robert Warzycha, Mike Lapper, Vadim Kirillov

### PR CONTACTS

Dave Stephany	DStephany@thecrew.com
Office	(614) 447-4190
Mobile	(614) 989-3500
Jason Smith	JSmith@thecrew.com
Office	(614) 447-4176
Mobile	(502) 396-7740

### HOME FACILITY

Stadium	Columbus Crew Stadium
Capacity	20,145
Field Dimensions	115 x 75 yards
Surface	Natural Grass
Team Colors	Yellow and Black

### REVS VS. CREW IN MLS REGULAR-SEASON

Year	Overall	Home	Away	SO*/OT
1996	1-3-0	0-2-0	1-1-0	1-1-0*
1997	1-3-0	1-1-0	0-2-0	0-0-0*
1998	1-3-0	1-1-0	0-2-0	0-0-0*
1999	0-4-0	0-2-0	0-2-0	0-3-0*
2000	1-2-1	1-0-1	0-2-0	0-0-1
2001	1-1-0	1-0-0	0-1-0	0-0-0
2002	2-1-1	1-1-0	1-0-1	1-0-1
2003	2-1-1	1-1-0	1-0-1	1-0-1
2004	0-2-2	0-1-1	0-1-1	-
2005	3-0-1	2-0-0	1-0-1	-
2006	2-1-1	2-0-0	0-1-1	-
2007	0-1-2	0-1-1	0-0-1	-
<b>Totals</b>	<b>14-22-9</b>	<b>10-10-3</b>	<b>4-12-6</b>	

### REVS VS. CREW IN MLS CUP PLAYOFFS

Year	Overall	Home	Away	Neutral	Series Result
2002	1-0-2	0-0-2	1-0-0	0-0-0	W
2004	1-0-1	1-0-0	0-0-1	0-0-0	W
<b>Totals</b>	<b>2-0-3</b>	<b>1-0-2</b>	<b>1-0-1</b>	<b>0-0-0</b>	<b>2-0</b>

### REVS VS. CREW IN U.S. OPEN CUP

Year	Overall	Home	Away	Neutral	SO
2001	1-0-0	1-0-0	0-0-0	0-0-0	0-0-0

### ALL-TIME ALL-COMPETITIONS RECORD

Overall	Home	Away	Neutral
17-22-12	12-10-5	5-12-7	0-0-0

### ALL-TIME MLS REGULAR-SEASON MEETINGS

Date	Score	NE Result	Notes
5/11/96	New England 2 at Columbus 3	L	
6/27/96	Columbus 1 at New England 1	L	SO
7/11/96	New England 1 at Columbus 1	W	SO
9/21/96	Columbus 1 at New England 0	L	
5/09/97	Columbus 2 at New England 0	L	
7/20/97	New England 0 at Columbus 1	L	
8/23/97	New England 1 at Columbus 2	L	
9/12/97	Columbus 0 at New England 1	W	
4/11/98	New England 2 at Columbus 3	L	
5/22/98	Columbus 2 at New England 0	L	
8/08/98	New England 1 at Columbus 6	L	
9/12/98	Columbus 0 at New England 2	W	
4/17/99	Columbus 0 at New England 0	L	SO
5/15/99	New England 0 at Columbus 2	L	
6/16/99	New England 1 at Columbus 1	L	SO
9/18/99	Columbus 0 at New England 0	L	SO
6/24/00	New England 1 at Columbus 3	L	
7/12/00	New England 1 at Columbus 4	L	
8/05/00	Columbus 1 at New England 1	T	2OT
8/26/00	Columbus 1 at New England 2	W	
5/16/01	Columbus 1 at New England 2	W	
9/01/01	New England 1 at Columbus 4	L	
4/20/02	New England 2 at Columbus 0	W	
6/12/02	Columbus 2 at New England 1	L	2OT
7/04/02	Columbus 1 at New England 4	W	
8/31/02	New England 0 at Columbus 0	T	2OT
4/19/03	Columbus 2 at New England 1	L	
5/24/03	New England 3 at Columbus 2	W	
7/23/03	New England 1 at Columbus 1	T	2OT
9/28/03	Columbus 2 at New England 3	W	2OT
5/15/04	New England 0 at Columbus 1	L	
6/06/04	Columbus 2 at New England 1	L	
7/17/04	New England 1 at Columbus 1	T	
8/07/04	Columbus 2 at New England 2	T	
4/09/05	Columbus 0 at New England 3	W	
6/22/05	New England 3 at Columbus 1	W	
9/10/05	Columbus 1 at New England 3	W	
9/21/05	New England 1 at Columbus 1	T	
6/21/06	New England 1 at Columbus 1	T	
8/27/06	Columbus 0 at New England 1	W	
9/02/06	New England 0 at Columbus 3	L	
10/14/06	Columbus 0 at New England 1	W	
4/14/07	New England 2 at Columbus 2	T	
6/16/07	Columbus 3 at New England 3	T	
10/31/07	Columbus 3 at New England 2	L	

### ALL-TIME MLS CUP PLAYOFFS MEETINGS

Date	Score	NE Result	Notes	Series
10/6/02	Columbus 0 at New England 0	T		
10/9/02	New England 1 at Columbus 0	W		
10/12/02	Columbus 2 at New England 2	T		W
10/23/04	Columbus 0 at New England 1	W		
10/31/04	New England 1 at Columbus 1	T		W

### ALL-TIME U.S. OPEN CUP MEETINGS

Date	Score	Result	Notes
7/24/01	Columbus 1 at New England 2	W	



## NEW ENGLAND VS. COLUMBUS

### ALL-TIME TEAM STATS

Category	REVOLUTION				CREW			
	1st Half	2nd Half	OT	Totals	1st Half	2nd Half	OT	Totals
Goals	29	29	1	59	29	40	1	70
Shots	296	329	9	634	277	283	9	569
Shots on Goal	148	136	4	288	114	125	2	241
Fouls	358	363	9	730	320	366	9	695
Offsides	35	53	1	89	90	88	1	179
Corner Kicks	123	129	4	256	101	103	2	206

### ALL-TIME REGULAR-SEASON SERIES LEADERS

	REVOLUTION		CREW	
Goals	9	Taylor Twellman	8	Brian McBride
Assists	7	Steve Ralston	7	Brian McBride
Shots	60	Taylor Twellman	62	Brian McBride
Shots on Goal	37	Taylor Twellman	30	Brian McBride
Fouls Committed	44	Shalrie Joseph	44	Mike Clark
Fouls Suffered	49	Taylor Twellman	55	Brian McBride
Wins	5	Matt Reis	6	Mark Dougherty
Losses	4	Causey/Reis	3	Busch/Presthus
Shutouts	3	Matt Reis	4	Mark Dougherty
Saves	53	Matt Reis	48	Jon Busch
Goals Allowed	22	Matt Reis	15	Jon Busch

### ALL-TIME REGULAR-SEASON SERIES GAME HIGHS

	REVOLUTION		CREW	
Goals	3	Taylor Twellman (9/10/05)	2	5 players tied
Assists	2	8 players tied	3	Dante Washington (6/24/00)
Shots	8	3 players tied	8	Buddle/Gaven
Shots on Goal	6	Taylor Twellman (9/10/05)	5	McBride/Gaven
Fouls Committed	7	Taylor Twellman (4/20/02)	6	Martino/Virtuoso
Fouls Suffered	7	Galderisi/Diaz Arce	8	4 players tied
Saves	8	Aidan Heaney (5/11/96)	11	Brad Friedel (9/21/96)
Goals Allowed	6	Ian Feuer (8/8/98)	4	Tom Presthus (7/4/02)

### CURRENT NEW ENGLAND PLAYERS CAREER STATISTICS VS. COLUMBUS

UNF	POS	PLAYER	GP	GS	MIN	G	A	SHT	SOG	FC	FS	OFF	CK	C	E
14	MID	Steve Ralston	42	42	3710	12	15	58	31	28	55	2	73	2	0
20	FWD	Taylor Twellman	19	19	1747	9	3	60	37	31	49	16	0	2	0
11	FWD	Pat Noonan	15	12	1156	6	6	34	20	11	32	9	1	0	0
7	FWD	Adam Cristman	3	2	169	2	1	7	4	4	6	1	0	0	0
6	M/D	Jay Heaps	31	29	2704	1	5	29	14	50	35	2	0	6	0
21	DEF	Shalrie Joseph	16	15	1357	1	1	21	6	44	24	0	0	4	0
13	DEF	Jeff Larentowicz	7	7	630	1	0	10	3	17	6	1	0	2	0
18	FWD	Khano Smith	8	3	349	1	0	8	1	9	9	3	2	2	0
3	DEF	Chris Albright	11	11	954	0	0	23	12	23	14	0	0	2	0
15	DEF	Michael Parkhurst	9	9	810	0	0	0	0	2	5	0	0	0	0
1	GK	Matt Reis	20	19	1697	0	0	0	0	0	1	0	1	0	0
27	MID	Wells Thompson	3	2	202	0	0	2	0	6	6	1	0	1	0
12	GK	Doug Warren	1	1	100	0	0	0	0	1	0	0	0	0	0
TEAM TOTALS			45	45	4097	59	64	634	288	730	676	89	256	94	3
OPPONENT TOTALS			45	45	4097	70	79	569	241	695	705	179	206	70	1

UNF	POS	GOALKEEPER	GP	GS	MIN	SHT	SV	GA	GAA	PG	PA	W	L	T	SO
1	GK	Matt Reis	20	19	1697	91	60	27	1.43	1	2	5	5	8	3
12	GK	Doug Warren	1	1	100	12	9	3	2.70	1	1	0	1	0	0
TEAM TOTALS			45	45	4097	241	157	70	1.54	4	5	14	22	9	9
OPPONENT TOTALS			45	45	4097	288	215	59	1.30	5	7	22	14	9	10





## D.C. UNITED

RFK Stadium  
2400 East Capitol St., SE  
Washington, DC 20003  
Main Number: (202) 587-5000  
Fax: (202) 587-5400  
www.dcunited.com

### ADMINISTRATION

Investor/Operator	D.C. United Holdings
President/CEO	Kevin Payne
General Manager	Dave Kasper
Head Coach	Tom Soehn
Assistant Coaches	Chad Ashton, Mark Simpson

### PR CONTACTS

Doug Hicks	dhicks@dcunited.com
Office	(202) 587-5448
Mobile	(703) 989-7158
Boris Flores	bflores@dcunited.com
Office	(202) 587-5452
Mobile	(703) 989-2771
Kyle Sheldon	ksheldon@dcunited.com
Office	(202) 587-5450
Mobile	(571) 334-8659

### HOME FACILITY

Stadium	RFK Stadium
MLS Capacity	45,596
Field Dimensions	110 x 72 yards
Surface	Natural Grass
Team Colors	Black, Red and White

### REVS VS. UNITED IN MLS REGULAR-SEASON

Year	Overall	Home	Away	SO*/OT
1996	2-2-0	2-0-0	0-2-0	1-0-0*
1997	0-4-0	0-2-0	0-2-0	0-2-0*
1998	1-3-0	1-1-0	0-2-0	1-1-0*
1999	2-2-0	0-2-0	2-0-0	1-1-0*
2000	3-1-0	2-0-0	1-1-0	1-0-0
2001	1-3-0	1-1-0	0-2-0	0-0-0
2002	3-1-0	2-0-0	1-1-0	0-0-0
2003	1-2-1	1-1-0	0-1-1	1-0-1
2004	0-2-2	0-1-1	0-1-1	-
2005	3-1-0	2-0-0	1-1-0	-
2006	1-1-2	0-0-2	1-1-0	-
2007	0-2-1	0-1-0	0-1-1	-
<b>Totals</b>	<b>17-24-6</b>	<b>11-9-3</b>	<b>6-15-3</b>	

### REVS VS. UNITED IN MLS CUP PLAYOFFS

Year	Overall	Home	Away	Neutral	Series Result
1997	0-2-0	0-1-0	0-1-0	0-0-0	L
2004	0-0-1	0-0-0	0-0-1	0-0-0	L (PKs)
2006	1-0-0	0-0-0	1-0-0	0-0-0	W
<b>Totals</b>	<b>1-2-1</b>	<b>0-1-0</b>	<b>1-1-1</b>	<b>0-0-0</b>	<b>1-2</b>

### REVS VS. UNITED IN U.S. OPEN CUP

Year	Overall	Home	Away	Neutral	SO
2001	1-0-0	1-0-0	0-0-0	0-0-0	-
<b>Totals</b>	<b>1-0-0</b>	<b>1-0-0</b>	<b>0-0-0</b>	<b>0-0-0</b>	

### ALL-TIME ALL-COMPETITIONS RECORD

Overall	Home	Away	Neutral
19-26-7	12-10-3	7-16-4	0-0-0

### ALL-TIME MLS REGULAR-SEASON MEETINGS

Date	Score	NE Result	Notes
4/27/96	D.C. 1 at New England 1	W	SO
6/30/96	New England 1 at D.C. 3	L	
7/20/96	D.C. 0 at New England 2	W	
9/17/96	New England 2 at D.C. 3	L	
5/18/97	D.C. 0 at New England 0	L	SO
6/14/97	D.C. 1 at New England 0	L	
8/27/97	New England 2 at D.C. 3	L	
9/16/97	New England 2 at D.C. 2	L	SO
3/29/98	New England 1 at D.C. 1	L	SO
4/18/98	D.C. 1 at New England 1	W	SO
5/13/98	New England 2 at D.C. 3	L	
7/15/98	D.C. 1 at New England 0	L	
4/10/99	D.C. 2 at New England 2	L	SO
4/24/99	New England 3 at D.C. 2	W	
7/25/99	D.C. 2 at New England 0	L	
10/09/99	New England 1 at D.C. 1	W	SO
4/15/00	D.C. 1 at New England 2	W	2OT
5/13/00	New England 3 at D.C. 1	W	
8/30/00	D.C. 0 at New England 1	W	
9/03/00	New England 0 at D.C. 2	L	
4/21/01	D.C. 1 at New England 2	L	
5/09/01	New England 0 at D.C. 5	L	
7/14/01	D.C. 3 at New England 1	L	
8/18/01	D.C. 1 at New England 2	W	
6/08/02	New England 2 at D.C. 3	L	
7/06/02	D.C. 0 at New England 2	W	
7/27/02	New England 1 at D.C. 0	W	
9/07/02	D.C. 0 at New England 3	W	
6/21/03	New England 1 at D.C. 1	T	2OT
7/27/03	D.C. 4 at New England 2	L	
8/09/03	New England 0 at D.C. 1	L	
10/11/03	D.C. 0 at New England 1	W	OT
5/29/04	D.C. 1 at New England 0	L	
8/14/04	New England 2 at D.C. 2	T	
8/28/04	D.C. 0 at New England 0	T	
10/09/04	New England 0 at D.C. 1	L	
4/23/05	New England 4 at D.C. 3	W	
5/14/05	D.C. 0 at New England 1	W	
6/18/05	New England 0 at D.C. 2	L	
8/27/05	D.C. 1 at New England 2	W	
6/03/06	New England 0 at D.C. 1	L	
6/17/06	D.C. 1 at New England 1	T	
9/13/06	D.C. 1 at New England 1	T	
10/7/06	New England 3 at D.C. 1	W	
4/19/07	New England 1 at D.C. 1	T	
8/5/07	D.C. 3 at New England 0	L	
9/9/07	New England 2 at D.C. 4	L	

### ALL-TIME MLS CUP PLAYOFFS MEETINGS

Date	Score	NE Result	Notes	Series
10/5/97	New England 1 at D.C. 4	L		
10/8/97	D.C. 2 at New England 1	L	SO	L
11/6/04	New England 3 at D.C. 3	T	OT L (PKs, 4-3)	
11/5/06	New England 1 at D.C. 0	W		W

### ALL-TIME U.S. OPEN CUP MEETINGS

Date	Score	Result	Notes
8/22/01	D.C. 0 at New England 2	W	





## NEW ENGLAND VS. D.C.

### ALL-TIME TEAM STATS

Category	REVOLUTION				UNITED			
	1st Half	2nd Half	OT	Totals	1st Half	2nd Half	OT	Totals
Goals	24	32	2	58	36	36	0	72
Shots	222	289	6	517	285	288	3	576
Shots on Goal	99	150	3	252	151	156	0	307
Fouls	354	378	1	733	382	415	3	800
Offsides	74	88	1	163	84	80	0	164
Corner Kicks	111	149	0	260	152	133	1	286

### ALL-TIME REGULAR-SEASON SERIES LEADERS

	REVOLUTION		UNITED	
Goals	13	Taylor Twellman	13	Jaime Moreno
Assists	5	Steve Ralston	15	Marco Etcheverry
Shots	60	Taylor Twellman	77	Jaime Moreno
Shots on Goal	35	Taylor Twellman	40	Jaime Moreno
Fouls Committed	36	Joe Franchino	60	Ben Olsen
Fouls Suffered	43	Shalrie Joseph	84	Jaime Moreno
Wins	4	Brown/Causey	5	Nick Rimando
Losses	8	Matt Reis	6	Nick Rimando
Shutouts	4	Adin Brown	4	Troy Perkins
Saves	78	Matt Reis	54	Nick Rimando
Goals Allowed	26	Matt Reis	18	Nick Rimando

### ALL-TIME REGULAR-SEASON SERIES GAME HIGHS

	REVOLUTION		UNITED	
Goals	3	Taylor Twellman (9/7/02)	4	Abdul Thompson Conteh (5/9/0)
Assists	2	6 players tied	3	Convey/Lisi
Shots	7	Baba/Twellman	7	Wood/Adu
Shots on Goal	6	Taylor Twellman (9/7/02)	6	Abdul Thompson Conteh (5/9/0)
Fouls Committed	7	Tom Lips (7/20/96)	6	4 players tied
Fouls Suffered	9	Jose Cancela (8/9/03)	7	3 players tied
Saves	10	Aidan Heaney (4/27/96)	10	Nick Rimando (6/18/05)
Goals Allowed	5	Juergen Sommer (5/9/01)	4	Nick Rimando (4/23/05)

### CURRENT NEW ENGLAND PLAYERS CAREER STATISTICS VS. D.C.

UNF	POS	PLAYER	GP	GS	MIN	G	A	SHT	SOG	FC	FS	OFF	CK	C	E
20	FWD	Taylor Twellman	20	20	1780	13	1	60	35	24	38	14	0	1	0
14	MID	Steve Ralston	41	40	3575	7	11	46	29	31	63	6	71	1	0
6	M/D	Jay Heaps	30	29	2603	2	6	24	11	48	44	4	1	7	2
3	DEF	Chris Albright	9	9	727	1	1	14	7	16	17	1	0	3	0
21	DEF	Shalrie Joseph	18	18	1599	1	0	15	5	34	43	0	0	4	1
18	FWD	Khano Smith	7	5	461	0	1	10	3	9	6	1	0	2	0
7	FWD	Adam Cristman	3	0	101	0	0	1	0	1	6	1	0	0	0
13	DEF	Jeff Larentowicz	8	6	600	0	0	2	0	17	7	0	0	2	0
31	MID	Sainey Nyassi	1	0	8	0	0	0	0	0	0	0	0	0	0
15	DEF	Michael Parkhurst	11	11	937	0	0	0	0	1	6	0	0	0	0
1	GK	Matt Reis	18	18	1622	0	0	0	0	0	1	0	0	0	0
27	MID	Wells Thompson	2	0	38	0	0	1	0	0	0	0	0	0	0
12	GK	Doug Warren	1	1	90	0	0	0	0	0	0	0	0	0	0
TEAM TOTALS			47	47	4255	58	54	517	252	733	773	163	260	79	2
OPPONENT TOTALS			47	47	4255	72	85	576	307	800	710	164	286	78	8

UNF	POS	GOALKEEPER	GP	GS	MIN	SHT	SV	GA	GAA	PG	PA	W	L	T	SO
12	GK	Doug Warren	1	1	90	6	4	1	1.00	0	0	1	0	0	0
1	GK	Matt Reis	18	18	1622	112	83	27	1.50	4	4	5	8	5	3
TEAM TOTALS			47	47	4255	307	217	72	1.52	4	7	17	24	6	9
OPPONENT TOTALS			47	47	4255	252	182	58	1.23	5	8	24	17	6	13





## FC DALLAS

Pizza Hut Park  
9200 World Cup Way, Suite 202  
Frisco, TX 75034  
Main Number: (214) 705-6700  
Fax: (214) 705-6799  
www.fcdallas.net

### ADMINISTRATION

Investor/Operator	The Hunt Sports Group
President, Hunt Sports	John Wagner
President/General Manager	Michael Hitchcock
Head Coach	Steve Morrow
Assistant Coaches	Marco Ferruzzi, Jorge Alvia

### PR CONTACTS

German Sterra	gsterra@fcdallas.net
Office	(214) 705-6710
Mobile	(972) 795-9949
Tony Nicholson	tnicholson@fcdallas.net
Office	(214) 705-6718
Mobile	(214) 437-7214
Ryan Firth	rfirth@fcdallas.net
Office	(214) 705-6712
Mobile	(512) 876-6131

### HOME FACILITY

Stadium	Pizza Hut Park
Capacity	20,500
Field Dimensions	117 x 74 yards
Surface	Natural Grass
Team Colors	Red, White, Blue and Silver

### REVS VS. DALLAS IN MLS REGULAR-SEASON

Year	Overall	Home	Away	SO*OT
1996	2-1-0	1-1-0	1-0-0	0-0-0*
1997	4-0-0	2-0-0	2-0-0	1-0-0*
1998	1-1-0	0-1-0	1-0-0	0-1-0*
1999	0-2-0	0-1-0	0-1-0	0-0-0*
2000	0-2-0	0-1-0	0-1-0	0-0-0
2001	1-0-1	1-0-0	0-0-1	0-0-1
2002	2-0-0	1-0-0	1-0-0	0-0-0
2003	2-1-0	0-1-0	2-0-0	0-0-0
2004	2-1-0	1-0-0	1-1-0	-
2005	2-0-0	1-0-0	1-0-0	-
2006	1-1-0	1-0-0	0-1-0	-
2007	2-0-0	1-0-0	1-0-0	-
<b>Totals</b>	<b>19-9-1</b>	<b>9-5-0</b>	<b>10-4-1</b>	

### REVS VS. DALLAS IN MLS CUP PLAYOFFS

Year	Overall	Home	Away	Neutral	Series Result
Never Met					

### REVS VS. DALLAS IN U.S. OPEN CUP

Year	Overall	Home	Away	Neutral	SO
2007	1-0-0	0-0-0	1-0-0	0-0-0	-
<b>Totals</b>	<b>1-0-0</b>	<b>0-0-0</b>	<b>1-0-0</b>	<b>0-0-0</b>	<b>-</b>

### ALL-TIME ALL-COMPETITIONS RECORD

Overall	Home	Away	Neutral
20-9-1	9-5-0	11-4-1	0-0-0

### ALL-TIME MLS REGULAR-SEASON MEETINGS

Date	Score	NE Result	Notes
6/23/96	Dallas 4 at New England 1	L	
9/04/96	Dallas 1 at New England 2	W	
9/07/96	New England 2 at Dallas 0	W	
3/29/97	New England 1 at Dallas 0	W	
6/01/97	Dallas 1 at New England 3	W	
6/22/97	Dallas 2 at New England 2	W	SO
9/25/97	New England 2 at Dallas 1	W	
6/27/98	Dallas 3 at New England 3	L	SO
7/18/98	New England 3 at Dallas 1	W	
6/26/99	New England 0 at Dallas 2	L	
9/24/99	Dallas 1 at New England 0	L	
4/08/00	New England 1 at Dallas 2	L	
8/02/00	Dallas 2 at New England 1	L	
7/04/01	New England 1 at Dallas 1	T	2OT
8/04/01	Dallas 1 at New England 5	W	
5/11/02	Dallas 0 at New England 2	W	
9/14/02	New England 2 at Dallas 1	W	
4/26/03	New England 2 at Dallas 1	W	
7/16/03	Dallas 2 at New England 1	L	
10/04/03	New England 4 at Dallas 1	W	
6/12/04	New England 1 at Dallas 3	L	
8/11/04	New England 3 at Dallas 0	W	
10/02/04	Dallas 0 at New England 2	W	
7/16/05	Dallas 2 at New England 3	W	
8/13/05	New England 2 at Dallas 1	W	
5/20/06	New England 0 at Dallas 4	L	
6/28/06	Dallas 0 at New England 1	W	

### ALL-TIME MLS CUP PLAYOFFS MEETINGS

Date	Score	NE Result	Notes	Series
Never Met				

### ALL-TIME U.S. OPEN CUP MEETINGS

Date	Score	Result	Notes
10/3/07	New England 3 at Dallas 2	W	



## NEW ENGLAND VS. DALLAS

### ALL-TIME TEAM STATS

Category	REVOLUTION				DALLAS			
	1st Half	2nd Half	OT	Totals	1st Half	2nd Half	OT	Totals
Goals	26	29	0	55	22	17	0	39
Shots	185	189	3	377	172	195	1	368
Shots on Goal	96	116	1	213	95	86	0	181
Fouls	226	212	0	438	230	233	2	465
Offsides	36	46	0	82	59	50	0	109
Corner Kicks	80	86	0	166	84	92	0	176

### ALL-TIME REGULAR-SEASON SERIES LEADERS

	REVOLUTION			DALLAS		
Goals	14	Taylor Twellman	7	Jason Kreis		
Assists	7	Steve Ralston	7	Jason Kreis		
Shots	56	Taylor Twellman	45	Jason Kreis		
Shots on Goal	37	Taylor Twellman	21	Jason Kreis		
Fouls Committed	23	Shalrie Joseph	29	Deering/Kreis		
Fouls Suffered	28	Pierce/Twellman	33	Jason Kreis		
Wins	7	Matt Reis	4	Matt Jordan		
Losses	3	Jeff Causey	7	Mark Dodd		
Shutouts	4	Matt Reis	2	Matt Jordan		
Saves	33	Matt Reis	46	Mark Dodd		
Goals Allowed	12	Matt Reis	19	Mark Dodd		

### ALL-TIME REGULAR-SEASON SERIES GAME HIGHS

	REVOLUTION			DALLAS		
Goals	3	Taylor Twellman (7/16/05)	2	Carlos Ruiz (twice)		
Assists	2	4 players tied	2	Diego Sonora (6/23/96)		
Shots	8	Taylor Twellman (9/14/02)	6	Sanchez/O'Brien		
Shots on Goal	5	Taylor Twellman (twice)	4	Sanchez/O'Brien		
Fouls Committed	6	3 players tied	7	Deering/Valakari		
Fouls Suffered	7	Keegan/Cancela	7	Daniel Peinado (3/29/97)		
Saves	14	Aidan Heaney (9/7/96)	11	D.J. Countess (7/16/03)		
Goals Allowed	4	Heaney/Reis	5	Matt Jordan (8/4/01)		

### CURRENT NEW ENGLAND PLAYERS CAREER STATISTICS VS. DALLAS

UNF	POS	PLAYER	GP	GS	MIN	G	A	SHT	SOG	FC	FS	OFF	CK	C	E
20	FWD	Taylor Twellman	13	13	1156	14	1	56	37	13	28	22	0	1	0
14	MID	Steve Ralston	29	29	2591	4	14	28	10	17	39	4	30	3	0
3	DEF	Chris Albright	20	19	1610	3	5	29	10	36	21	1	1	3	0
21	DEF	Shalrie Joseph	11	11	967	2	1	16	7	23	21	1	0	1	0
18	FWD	Khano Smith	4	2	177	1	1	6	1	4	2	0	0	1	0
6	M/D	Jay Heaps	19	17	1617	0	1	14	5	21	30	0	0	3	1
13	DEF	Jeff Larentowicz	4	3	313	0	1	0	0	10	5	0	0	0	0
7	FWD	Adam Cristman	2	0	40	0	0	1	1	1	0	0	0	1	0
15	DEF	Michael Parkhurst	6	6	540	0	0	0	0	3	5	0	0	1	0
1	GK	Matt Reis	14	13	1210	0	0	0	0	1	0	0	0	1	0
27	MID	Wells Thompson	1	0	17	0	0	0	0	2	1	0	0	0	0
TEAM TOTALS			29	29	2620	55	60	377	213	438	457	82	166	48	2
OPPONENT TOTALS			29	29	2620	39	47	368	181	465	426	109	176	50	6

UNF	POS	GOALKEEPER	GP	GS	MIN	SHT	SV	GA	GAA	PG	PA	W	L	T	SO
1	GK	Matt Reis	14	13	1210	64	43	18	1.34	0	0	7	3	3	5
TEAM TOTALS			29	29	2620	181	128	39	1.34	1	1	19	9	1	7
OPPONENT TOTALS			29	29	2620	213	147	55	1.89	3	3	9	19	1	3





## HOUSTON DYNAMO

1415 Louisiana, Suite 3400  
Houston, TX 77002  
Main Number: (713) 276-7500  
Fax: (713) 276-7572  
www.houstondynamo.com

### ADMINISTRATION

Investor/Operator	Anchutz Entertainment Group (AEG)
President/General Manager	Oliver Luck
Chief Operating Officer:	Chris Canetti
Head Coach	Dominic Kinnear
Assistant Coaches	John Spencer, Mike Toshack

### PR CONTACTS

Lester Gretsich	lgretsich@houstondynamo.com
Office	(713) 276-7522
Mobile	(832) 633-0632
Steve Mark	smark@houstondynamo.com
Office	(713) 276-7521
Mobile	(281) 841-2887

### HOME FACILITY

Stadium	Robertson Stadium
MLS Capacity	30,000
Surface	Natural Grass
Team Colors	Black, Orange and Blue

### REVS VS. DYNAMO IN MLS REGULAR-SEASON

Year	Overall	Home	Away	SO <sup>1</sup> /OT
2006	0-0-2	0-0-1	0-0-1	-
2007	1-0-1	0-0-1	1-0-0	-
<b>Totals</b>	<b>1-0-3</b>	<b>0-0-2</b>	<b>1-0-1</b>	

### REVS VS. DYNAMO IN MLS CUP PLAYOFFS

Year	Overall	Home	Away	Neutral	Series Result
2006	0-0-1	0-0-0	0-0-0	0-0-1	L (PKs)
2007	0-1-0	0-0-0	0-0-0	0-1-0	L
<b>Totals</b>	<b>0-1-1</b>	<b>0-0-0</b>	<b>0-0-0</b>	<b>0-1-1</b>	<b>0-2</b>

### REVS VS. DYNAMO IN U.S. OPEN CUP

Year	Overall	Home	Away	Neutral	SO
Never Met					

### ALL-TIME MLS REGULAR-SEASON MEETINGS

Date	Score	NE Result	Notes
5/27/06	Houston 1 at New England 1	T	
7/22/06	New England 1 at Houston 1	T	
5/19/07	New England 1 at Houston 0	W	
7/22/07	Houston 3 at New England 3	T	

### ALL-TIME MLS CUP PLAYOFFS MEETINGS

Date	Score	NE Result	Notes	Series
11/12/06	New England 1 vs. Houston 1	T	L (PKs, 4-3)	L
11/18/07	New England 1 vs. Houston 2	L		L

### ALL-TIME U.S. OPEN CUP MEETINGS

Date	Score	Result	Notes
Never Met			

### ALL-TIME ALL-COMPETITIONS RECORD

Overall	Home	Away	Neutral
1-1-4	0-0-2	1-0-1	0-1-1



## NEW ENGLAND VS. HOUSTON

### ALL-TIME TEAM STATS

Category	REVOLUTION				DYNAMO			
	1st Half	2nd Half	OT	Totals	1st Half	2nd Half	OT	Totals
Goals	2	4	0	6	0	5	0	5
Shots	15	19	0	34	21	27	0	48
Shots on Goal	8	7	0	15	5	19	0	24
Fouls	26	31	0	57	38	34	0	72
Offsides	3	3	0	6	11	4	0	15
Corner Kicks	7	5	0	12	11	10	0	21

### ALL-TIME REGULAR-SEASON SERIES LEADERS

REVOLUTION			DYNAMO		
Goals	2	Shalrie Joseph	2	Brian Ching	
Assists	2	Pat Noonan	1	6 players tied	
Shots	9	Taylor Twellman	10	Brian Ching	
Shots on Goal	5	Taylor Twellman	4	Ching/De Rosario	
Fouls Committed	9	Heaps/Larentowicz	13	Eddie Robinson	
Fouls Suffered	9	Pat Noonan	10	Alejandro Moreno	
Wins	1	Matt Reis	0		
Losses	0		1	Pat Onstad	
Shutouts	1	Matt Reis	0		
Saves	18	Matt Reis	10	Pat Onstad	
Goals Allowed	5	Matt Reis	6	Pat Onstad	

### ALL-TIME REGULAR-SEASON SERIES GAME HIGHS

REVOLUTION			DYNAMO		
Goals	1	5 players tied	2	Brian Ching (7/22/07)	
Assists	1	4 players tied	1	6 players tied	
Shots	4	Joseph/Twellman	4	Ching/Clark	
Shots on Goal	4	Taylor Twellman (7/22/07)	2	7 players tied	
Fouls Committed	4	4 players tied	5	3 players tied	
Fouls Suffered	4	4 players tied	7	Alejandro Moreno (7/22/06)	
Saves	6	Matt Reis (7/22/06)	7	Pat Onstad (7/22/07)	
Goals Allowed	3	Matt Reis (7/22/07)	3	Pat Onstad (7/22/07)	

### CURRENT NEW ENGLAND PLAYERS CAREER STATISTICS VS. HOUSTON

UNF	POS	PLAYER	GP	GS	MIN	G	A	SHT	SOG	FC	FS	OFF	CK	C	E
21	DEF	Shalrie Joseph	4	4	330	2	0	7	4	3	7	0	0	0	0
11	FWD	Pat Noonan	4	3	235	1	2	6	2	0	9	1	0	0	0
20	FWD	Taylor Twellman	4	4	360	1	1	9	5	5	6	2	0	0	0
14	MID	Steve Ralston	4	4	360	1	0	3	1	4	5	0	5	0	0
3	DEF	Chris Albright	4	4	332	0	0	3	1	6	11	0	0	1	0
7	FWD	Adam Cristman	2	1	95	0	0	1	0	7	5	0	0	0	0
6	M/D	Jay Heaps	4	4	360	0	0	1	0	9	4	1	0	3	0
13	DEF	Jeff Larentowicz	4	3	336	0	0	3	1	9	4	0	0	0	0
15	DEF	Michael Parkhurst	4	4	360	0	0	0	0	5	5	0	0	1	0
1	GK	Matt Reis	4	4	360	0	0	0	0	0	4	0	0	0	0
18	FWD	Khano Smith	2	2	136	0	0	0	0	1	5	0	0	1	0
27	MID	Wells Thompson	2	0	89	0	0	1	1	0	0	0	0	0	0
TEAM TOTALS			4	4	360	6	4	34	15	57	71	6	12	6	0
OPPONENT TOTALS			4	4	360	5	6	48	24	72	56	15	21	13	1

UNF	POS	GOALKEEPER	GP	GS	MIN	SHT	SV	GA	GAA	PG	PA	W	L	T	SO
1	GK	Matt Reis	4	4	360	24	18	5	1.25	0	0	1	0	3	1
TEAM TOTALS			4	4	360	24	18	5	1.25	0	0	1	0	3	1
OPPONENT TOTALS			4	4	360	15	10	6	1.50	1	1	0	1	3	0



## KANSAS CITY WIZARDS



8900 State Line Rd.  
Leawood, KS 66206  
Main Number: (913) 387-3400  
Fax: (913) 387-3401  
www.kcwizards.com

### ADMINISTRATION

Investor/Operator	OnGoal, LLC
President/General Manager	Robb Heineman
Technical Director	Peter Vermes
Executive Vice President	Greg Cotton
Head Coach	Curt Onalfo
Assistant Coaches	Kris Kelderman, Dave Tenney

### PR CONTACTS

Rob Thomson	rthomson@kcwizards.com
Office	(913) 387-3405
Mobile	(913) 226-6024
Kyle Rogers	krogers@kcwizards.com
Office	(913) 387-3443
Mobile	(913) 586-2213

### HOME FACILITY

Stadium	CommunityAmerica Ballpark
MLS Capacity	10,000
Field Dimensions	110 x 70 yards
Surface	Natural Grass
Team Colors	Blue and Black

### REVS VS. WIZARDS IN MLS REGULAR-SEASON

Year	Overall	Home	Away	SO <sup>7</sup> /OT
1996	1-2-0	1-0-0	0-2-0	1-0-0*
1997	2-1-0	2-0-0	0-1-0	0-1-0*
1998	0-2-0	0-1-0	0-1-0	0-0-0*
1999	2-0-0	1-0-0	1-0-0	0-0-0*
2000	1-1-0	0-1-0	1-0-0	0-0-0
2001	0-2-0	0-1-0	0-1-0	0-0-0
2002	0-2-0	0-1-0	0-1-0	0-0-0
2003	0-0-2	0-0-1	0-0-1	0-0-2
2004	1-2-0	0-2-0	1-0-0	-
2005	1-1-2	0-1-1	1-0-1	-
2006	0-1-3	0-0-2	0-1-1	-
2007	2-1-0	1-1-0	1-0-0	-
<b>Totals</b>	<b>10-15-7</b>	<b>5-8-4</b>	<b>5-7-3</b>	

### REVS VS. WIZARDS IN MLS CUP PLAYOFFS

Year	Overall	Home	Away	Neutral	Series Result
Never Met					

### REVS VS. WIZARDS IN U.S. OPEN CUP

Year	Overall	Home	Away	Neutral	SO
Never Met					

### ALL-TIME ALL-COMPETITIONS RECORD

Overall	Home	Away	Neutral
10-15-7	5-8-4	5-7-3	0-0-0

### ALL-TIME MLS REGULAR-SEASON MEETINGS

Date	Score	NE Result	Notes
6/01/96	New England 1 at Kansas City 2	L	
6/15/96	Kansas City 1 at New England 1	W	SO
7/27/96	New England 2 at Kansas City 4	L	
5/03/97	Kansas City 1 at New England 2	W	
7/12/97	Kansas City 0 at New England 2	W	
7/26/97	New England 0 at Kansas City 0	L	SO
5/16/98	Kansas City 3 at New England 1	L	
7/01/98	New England 0 at Kansas City 1	L	
4/03/99	New England 1 at Kansas City 0	W	
9/07/99	Kansas City 2 at New England 3	W	
7/19/00	New England 1 at Kansas City 0	W	
9/06/00	Kansas City 1 at New England 0	L	
7/07/01	Kansas City 2 at New England 1	L	
7/29/01	New England 0 at Kansas City 2	L	
6/22/02	New England 2 at Kansas City 3	L	
7/13/02	Kansas City 4 at New England 2	L	
5/14/03	New England 1 at Kansas City 1	T	2OT
5/31/03	Kansas City 2 at New England 2	T	2OT
6/02/04	New England 3 at Kansas City 2	W	
6/19/04	Kansas City 3 at New England 1	L	
8/21/04	Kansas City 2 at New England 1	L	
6/04/05	Kansas City 1 at New England 1	T	
6/11/05	New England 2 at Kansas City 0	W	
8/06/05	Kansas City 2 at New England 1	L	
10/08/05	New England 2 at Kansas City 2	T	
4/15/06	New England 0 at Kansas City 1	L	
7/29/06	New England 1 at Kansas City 1	T	
8/09/06	Kansas City 0 at New England 0	T	
9/23/06	Kansas City 1 at New England 1	T	
5/26/07	Kansas City 4 at New England 3	L	
8/2/07	Kansas City 0 at New England 2	W	
8/19/07	New England 1 at Kansas City 0	W	

### ALL-TIME MLS CUP PLAYOFFS MEETINGS

Date	Score	NE Result	Notes	Series
Never Met				

### ALL-TIME U.S. OPEN CUP MEETINGS

Date	Score	Result	Notes
Never Met			



## NEW ENGLAND VS. KANSAS CITY

### ALL-TIME TEAM STATS

Category	REVOLUTION				WIZARDS			
	1st Half	2nd Half	OT	Totals	1st Half	2nd Half	OT	Totals
Goals	17	24	0	41	20	28	0	48
Shots	178	226	3	407	193	211	3	407
Shots on Goal	72	112	0	184	83	99	2	184
Fouls	217	227	1	445	227	215	4	446
Offsides	45	36	1	82	58	61	1	120
Corner Kicks	74	87	1	162	50	73	1	124

### ALL-TIME REGULAR-SEASON SERIES LEADERS

REVOLUTION			WIZARDS		
Goals	5	Noonan/Twellman	8	Preki	
Assists	6	Steve Ralston	5	Preki	
Shots	40	Taylor Twellman	44	Preki	
Shots on Goal	23	Taylor Twellman	16	Josh Wolff	
Fouls Committed	27	Jay Heaps	27	Nick Garcia	
Fouls Suffered	20	Cancela/Heaps	29	Davy Arnaud	
Wins	4	Matt Reis	6	Bo Oshoniyi	
Losses	4	Matt Reis	3	Tony Meola	
Shutouts	4	Matt Reis	3	Bo Oshoniyi	
Saves	52	Matt Reis	43	Bo Oshoniyi	
Goals Allowed	16	Matt Reis	13	Tony Meola	

### ALL-TIME REGULAR-SEASON SERIES GAME HIGHS

REVOLUTION			WIZARDS		
Goals	3	Pat Noonan (6/2/04)	3	Takawira/Johnson	
Assists	2	Joe-Max Moore (9/7/99)	2	4 players tied	
Shots	6	Moore/Twellman	8	Igor Simutenkov (6/22/02)	
Shots on Goal	4	3 players tied	4	5 players tied	
Fouls Committed	7	Alexi Lalas (7/26/96)	5	McKeon/Armstrong	
Fouls Suffered	6	Evans Wise (7/26/97)	9	Onandi Lowe (7/7/01)	
Saves	8	3 players tied	8	Kevin Hartman (8/2/07)	
Goals Allowed	4	3 players tied	3	3 players tied	

### CURRENT NEW ENGLAND PLAYERS CAREER STATISTICS VS. KANSAS CITY

UNF	POS	PLAYER	GP	GS	MIN	G	A	SHT	SOG	FC	FS	OFF	CK	C	E
20	FWD	Taylor Twellman	14	14	1239	5	3	40	23	17	14	16	0	0	0
14	MID	Steve Ralston	32	32	2888	3	11	32	10	23	38	3	56	1	0
21	DEF	Shalrie Joseph	13	13	1180	2	3	15	5	21	15	0	0	2	0
18	FWD	Khano Smith	9	6	570	1	3	13	3	15	10	7	0	2	0
3	DEF	Chris Albright	17	15	1331	1	2	18	8	44	28	5	1	3	0
6	M/D	Jay Heaps	23	21	1907	1	2	14	3	37	24	3	0	1	0
7	FWD	Adam Cristman	3	1	123	1	0	3	2	2	5	1	0	0	0
13	DEF	Jeff Larentowicz	4	4	360	0	0	4	0	12	1	0	0	0	0
15	DEF	Michael Parkhurst	11	11	990	0	0	0	0	3	3	0	0	0	0
1	GK	Matt Reis	21	20	1829	0	0	0	0	2	0	0	0	1	0
27	MID	Wells Thompson	3	1	134	0	0	1	1	3	4	1	0	1	0
12	GK	Doug Warren	1	1	100	0	0	0	0	0	0	0	0	0	0
TEAM TOTALS			32	32	2900	41	45	407	184	445	432	82	162	41	2
OPPONENT TOTALS			32	32	2900	48	53	407	184	446	433	120	124	50	2

UNF	POS	GOALKEEPER	GP	GS	MIN	SHT	SV	GA	GAA	PG	PA	W	L	T	SO
12	GK	Doug Warren	1	1	100	2	1	1	0.90	0	0	0	0	1	0
1	GK	Matt Reis	21	20	1829	104	78	23	1.13	2	3	9	5	6	5
TEAM TOTALS			32	32	2900	184	131	48	1.49	2	4	10	15	7	8
OPPONENT TOTALS			32	32	2900	184	133	41	1.27	2	3	15	10	7	6





## L.A. GALAXY

The Home Depot Center  
18400 Avalon Blvd., Suite 200  
Carson, CA 90746  
Main Number: (310) 630-2200  
Fax: (310) 630-2250  
www.lagalaxy.com

### ADMINISTRATION

Investor/Operator	Anschutz Entertainment Group (AEG)
President/General Manager	Alexi Lalas
Assistant General Manager	Tom Payne
Head Coach	Ruud Gullit
Assistant Coaches	Trevor James, Cobi Jones, Ian Feuer

### PR CONTACTS

Patrick Donnelly	pdonnelly@lagalaxy.com
Office	(310) 630-2214
Mobile	(310) 617-7010
Justin Pearson	jpearson@lagalaxy.com
Office	(310) 630-2216
Mobile	(310) 617-2198

### HOME FACILITY

Stadium	The Home Depot Center
Capacity	27,000
Field Dimensions	120 x 75 yards
Surface	Natural Grass
Team Colors	Midnight Blue and Gold

### REVS VS. GALAXY IN MLS REGULAR-SEASON

Year	Overall	Home	Away	SO/OT
1996	1-2-0	0-1-0	1-1-0	0-1-0*
1997	1-2-0	1-0-0	0-2-0	1-1-0*
1998	0-2-0	0-1-0	0-1-0	0-0-0*
1999	0-2-0	0-1-0	0-1-0	0-0-0*
2000	1-0-1	1-0-0	0-0-1	0-0-1
2001	1-1-0	1-0-0	0-1-0	0-0-0
2002	1-1-0	1-0-0	0-1-0	0-0-0
2003	1-1-1	1-0-0	0-1-1	0-1-1
2004	1-1-0	1-0-0	0-1-0	-
2005	0-0-2	0-0-1	0-0-1	-
2006	2-0-0	1-0-0	1-0-0	-
2007	2-0-0	1-0-0	1-0-0	-
<b>Totals</b>	<b>11-12-4</b>	<b>8-3-1</b>	<b>3-9-3</b>	

### REVS VS. GALAXY IN MLS CUP PLAYOFFS

Year	Overall	Home	Away	Neutral	Series Result
2002	0-1-0	0-0-0	0-0-0	0-1-0	L
2005	0-1-0	0-0-0	0-0-0	0-1-0	L
<b>Totals</b>	<b>0-2-0</b>	<b>0-0-0</b>	<b>0-0-0</b>	<b>0-2-0</b>	<b>0-2</b>

### REVS VS. GALAXY IN U.S. OPEN CUP

Year	Overall	Home	Away	Neutral	SO
2001	0-1-0	0-0-0	0-1-0	0-0-0	
<b>Totals</b>	<b>0-1-0</b>	<b>0-0-0</b>	<b>0-1-0</b>	<b>0-0-0</b>	

### ALL-TIME ALL-COMPETITIONS RECORD

Overall	Home	Away	Neutral
11-15-7	8-3-1	3-10-3	0-2-0

### ALL-TIME MLS REGULAR-SEASON MEETINGS

Date	Score	NE Result	Notes
6/06/96	Los Angeles 2 at New England 2	L	SO
7/04/96	New England 1 at Los Angeles 0	W	
8/08/96	New England 0 at Los Angeles 1	L	
6/08/97	Los Angeles 0 at New England 0	W	SO
7/04/97	New England 0 at Los Angeles 2	L	
8/14/97	Los Angeles 1 at New England 1	L	SO
6/07/98	New England 1 at Los Angeles 5	L	
8/22/98	Los Angeles 5 at New England 1	L	
5/23/99	New England 0 at Los Angeles 1	L	
7/11/99	Los Angeles 5 at New England 2	L	
4/01/00	New England 2 at Los Angeles 2	T	2OT
5/24/00	Los Angeles 1 at New England 2	W	
5/26/01	New England 0 at Los Angeles 2	L	
7/17/01	Los Angeles 2 at New England 3	W	
5/25/02	Los Angeles 2 at New England 3	W	
8/10/02	New England 1 at Los Angeles 2	L	
5/10/03	Los Angeles 0 at New England 2	W	
7/04/03	New England 2 at Los Angeles 2	T	2OT
8/23/03	New England 1 at Los Angeles 2	L	2OT
4/03/04	New England 2 at Los Angeles 3	L	
5/01/04	Los Angeles 1 at New England 2	W	
7/04/05	New England 1 at Los Angeles 1	T	
7/27/05	Los Angeles 1 at New England 1	T	
4/01/06	New England 1 at Los Angeles 0	W	
5/6/06	Los Angeles 0 at New England 4	W	
5/12/07	New England 3 at Los Angeles 2	W	
8/12/07	Los Angeles 0 at New England 1	W	

### ALL-TIME MLS CUP PLAYOFFS MEETINGS

Date	Score	NE Result	Notes	Series
10/20/02	Los Angeles 1 vs. New England 0	L	2OT	L
11/13/05	Los Angeles 1 vs. New England 0	L	2OT	L

### ALL-TIME U.S. OPEN CUP MEETINGS

Date	Score	Result	Notes
10/27/01	New England 1 at Los Angeles 2	L	OT





## NEW ENGLAND VS. LOS ANGELES

### ALL-TIME TEAM STATS

Category	REVOLUTION				GALAXY			
	1st Half	2nd Half	OT	Totals	1st Half	2nd Half	OT	Totals
Goals	15	24	0	39	15	29	1	45
Shots	132	157	2	291	148	214	6	368
Shots on Goal	56	78	1	135	67	108	2	177
Fouls	216	205	4	425	202	201	6	409
Offsides	39	32	0	71	35	46	3	84
Corner Kicks	59	56	1	116	70	87	0	157

### ALL-TIME REGULAR-SEASON SERIES LEADERS

REVOLUTION				GALAXY			
Goals	7	Taylor Iwellman	10	Cobi Jones			
Assists	3	4 players tied	10	Mauricio Cienfuegos			
Shots	39	Taylor Iwellman	40	Cobi Jones			
Shots on Goal	20	Taylor Iwellman	25	Cobi Jones			
Fouls Committed	25	Shalrie Joseph	20	Carlos Ruiz			
Fouls Suffered	38	Taylor Iwellman	55	Cobi Jones			
Wins	4	Matt Reis	7	Kevin Hartman			
Losses	3	Brown/Zenga	6	Kevin Hartman			
Shutouts	3	Matt Reis	2	Campos/Hartman			
Saves	27	Brown/Causey	49	Kevin Hartman			
Goals Allowed	10	Brown/Feuer	25	Kevin Hartman			

### ALL-TIME REGULAR-SEASON SERIES GAME HIGHS

REVOLUTION				GALAXY			
Goals	2	4 players tied	3	Cobi Jones (8/22/98)			
Assists	2	Ramos/Cancela	3	Hermosillo/Cienfuegos			
Shots	7	4 players tied	8	Cobi Jones (8/22/98)			
Shots on Goal	5	Alberto Naveda (6/6/96)	7	Cobi Jones (8/22/98)			
Fouls Committed	5	3 players tied	6	3 players tied			
Fouls Suffered	9	Taylor Iwellman (5/1/04)	6	Carlos Ruiz (8/23/03)			
Saves	8	Jeff Causey (twice)	8	Jorge Campos (6/6/96)			
Goals Allowed	5	3 players tied	4	Kevin Hartman (5/6/06)			

### CURRENT NEW ENGLAND PLAYERS CAREER STATISTICS VS. LOS ANGELES

UNF	POS	PLAYER	GP	GS	MIN	G	A	SHT	SOG	FC	FS	OFF	CK	C	F
20	FWD	Taylor Iwellman	13	12	1081	7	3	39	20	19	38	10	0	0	0
14	MID	Steve Ralston	25	25	2244	6	7	26	13	20	34	3	37	1	0
21	DEF	Shalrie Joseph	11	11	1008	3	2	9	4	25	16	1	0	3	0
6	M/D	Jay Heaps	18	17	1589	3	0	14	8	27	19	2	2	4	0
7	FWD	Adam Cristman	2	1	75	1	0	3	1	1	1	0	0	0	0
3	DEF	Chris Albright	7	4	348	0	1	3	2	11	8	4	0	1	0
13	DEF	Jeff Larentowicz	3	2	197	0	0	1	0	2	3	0	0	0	0
15	DEF	Michael Parkhurst	5	5	450	0	0	0	0	0	1	0	0	0	0
1	GK	Matt Reis	6	6	540	0	0	0	0	0	3	0	0	1	0
18	FWD	Khano Smith	3	3	244	0	0	4	1	5	3	1	0	0	0
27	MID	Wells Thompson	1	0	6	0	0	1	1	0	0	0	0	0	0
		TEAM TOTALS	27	27	2458	39	36	291	135	425	393	71	116	56	5
		OPPONENT TOTALS	27	27	2458	45	60	368	177	409	410	84	157	51	1

UNF	POS	GOALKEEPER	GP	GS	MIN	SHT	SV	GA	GAA	PG	PA	W	L	T	SO
1	GK	Matt Reis	6	6	540	26	21	4	0.67	0	0	4	0	2	3
		TEAM TOTALS	27	27	2458	177	123	45	1.65	1	2	11	12	4	6
		OPPONENT TOTALS	27	27	2458	135	89	39	1.43	5	6	12	11	4	5





## NEW YORK RED BULLS

One Harmon Plaza, 8th Floor  
Secaucus, NJ 07094  
Main Number: (201) 583-7000  
Fax: (201) 583-7055  
www.newyorkredbulls.com

### ADMINISTRATION

Investor/Operator	Red Bull GmbH
Managing Director	Marc de Grandpre
Sporting Director	Jeff Agoos
Head Coach	Juan Carlos Orsorio
Assistant Coach:	Des McAleenan, Richie Williams

### PR CONTACTS

Andrew McGowan	andrew.mcgowan@newyorkredbulls.com
Office	(201) 583-7038
Mobile	(551) 482-9203
Brian Tsao	btsao@newyorkredbulls.com
Office	(201) 583-7016
Mobile	(201) 988-3817
Ernesto Motta (Hispanic Media)	emotta@newyorkredbulls.com
Office	(201) 583-7030
Mobile	(201) 745-3113
Robert Sierra (Hispanic Media)	rsierra@newyorkredbulls.com
Office	(201) 583-7064
Mobile	(908) 693-4652

### HOME FACILITY

Stadium	Giants Stadium
MLS Capacity	26,500
Field Dimensions	116 x 72 yards
Surface	FieldTurf
Team Colors	Red, Blue, Yellow and White

### REVS VS. RED BULLS IN MLS REGULAR SEASON

Year	Overall	Home	Away	SO*/OT
1996	3-1-0	2-0-0	1-1-0	1-0-0*
1997	2-2-0	2-0-0	0-2-0	0-0-0*
1998	1-3-0	0-2-0	1-1-0	0-2-0*
1999	4-0-0	2-0-0	2-0-0	2-0-0*
2000	1-3-0	1-1-0	0-2-0	0-1-0
2001	0-2-1	0-0-1	0-2-0	0-0-1
2002	1-3-0	1-1-0	0-2-0	0-0-0
2003	3-0-1	1-0-1	2-0-0	0-0-1
2004	1-1-2	1-0-1	0-1-1	-
2005	2-1-1	2-0-0	0-1-1	-
2006	3-0-1	2-0-0	1-0-1	-
2007	2-0-1	1-0-0	1-0-1	-
<b>Totals</b>	<b>23-16-7</b>	<b>15-4-3</b>	<b>8-12-4</b>	

### REVS VS. RED BULLS IN MLS CUP PLAYOFFS

Year	Overall	Home	Away	Neutral	Series Result
2003	1-0-1	0-0-1	1-0-0	0-0-0	W
2005	1-1-0	1-0-0	0-1-0	0-0-0	W
2007	1-0-1	1-0-0	0-0-1	0-0-0	W
<b>Totals</b>	<b>3-1-2</b>	<b>2-0-1</b>	<b>1-1-1</b>	<b>0-0-0</b>	<b>3-0</b>

### REVS VS. RED BULLS IN U.S. OPEN CUP

Year	Overall	Home	Away	Neutral	SO
2003	0-1-0	0-0-0	0-1-0	0-0-0	-
<b>Totals</b>	<b>0-1-0</b>	<b>0-0-0</b>	<b>0-1-0</b>	<b>0-0-0</b>	

### ALL-TIME ALL-COMPETITIONS RECORD

Overall	Home	Away	Neutral
26-18-8	17-4-4	9-14-5	0-0-0

### ALL-TIME MLS REGULAR-SEASON MEETINGS

Date	Score	NE Result	Notes
4/20/96	New England 1 at MetroStars 0	W	
5/19/96	MetroStars 0 at New England 2	W	
8/03/96	MetroStars 1 at New England 1	W	SO
8/14/96	New England 0 at MetroStars 4	L	
4/12/97	New England 1 at MetroStars 3	L	
5/30/97	MetroStars 1 at New England 3	W	
9/09/97	New England 1 at MetroStars 3	L	
9/20/97	MetroStars 2 at New England 3	W	
5/31/98	MetroStars 1 at New England 1	L	SO
6/24/98	New England 3 at MetroStars 5	L	
9/02/98	New England 2 at MetroStars 0	W	
9/26/98	MetroStars 0 at New England 0	L	SO
5/29/99	New England 3 at MetroStars 3	W	SO
7/04/99	MetroStars 2 at New England 3	W	
8/25/99	New England 1 at MetroStars 1	W	SO
10/02/99	New England 2 at MetroStars 2	W	
6/17/00	New England 2 at MetroStars 4	L	
7/15/00	MetroStars 2 at New England 0	L	
8/12/00	New England 1 at MetroStars 2	L	OT
9/09/00	MetroStars 3 at New England 4	W	
4/07/01	New England 2 at MetroStars 2	L	
6/03/01	MetroStars 1 at New England 1	T	2OT
9/07/01	New England 3 at MetroStars 3	L	
3/23/02	New England 1 at MetroStars 3	L	
6/29/02	MetroStars 2 at New England 0	L	
7/20/02	New England 3 at MetroStars 4	L	
9/21/02	MetroStars 0 at New England 3	W	
7/12/03	MetroStars 3 at New England 3	T	2OT
9/13/03	New England 2 at MetroStars 1	W	
10/18/03	New England 2 at MetroStars 1	W	
10/25/03	MetroStars 2 at New England 5	W	
4/25/04	New England 1 at MetroStars 1	T	
5/22/04	MetroStars 1 at New England 1	T	
6/26/04	MetroStars 1 at New England 2	W	
9/11/04	New England 2 at MetroStars 3	L	
5/21/05	New England 2 at MetroStars 2	T	
6/25/05	MetroStars 2 at New England 4	W	
9/17/05	New England 4 at MetroStars 5	L	
9/24/05	MetroStars 0 at New England 1	W	
4/08/06	New England 0 at Red Bulls 0	T	
7/01/06	Red Bulls 2 at New England 3	W	
9/09/06	Red Bulls 0 at New England 1	W	
9/20/06	New England 2 at Red Bulls 0	W	
7/14/07	New England 1 at Red Bulls 0	W	
8/25/07	Red Bulls 1 at New England 2	W	
9/22/07	New England 2 at Red Bulls 2	T	

### ALL-TIME MLS CUP PLAYOFFS MEETINGS

Date	Score	NE Result	Notes	Series
11/1/03	New England 2 at MetroStars 0	W		
11/9/03	MetroStars 1 at New England 1	T		W
10/22/05	New England 0 at MetroStars 1	L		
10/29/05	MetroStars 1 at New England 3	W		W
10/27/07	New England 0 at Red Bulls 0	T		
11/3/07	Red Bulls 0 at New England 1	W		

### ALL-TIME U.S. OPEN CUP MEETINGS

Date	Score	Result	Notes
8/27/03	New England 1 at MetroStars 3	L	



## NEW ENGLAND VS. NEW YORK

### ALL-TIME TEAM STATS

Category	REVOLUTION				RED BULLS			
	1st Half	2nd Half	OT	Totals	1st Half	2nd Half	OT	Totals
Goals	44	40	0	84	35	44	1	80
Shots	312	355	4	671	289	305	3	597
Shots on Goal	162	162	3	327	144	159	3	306
Fouls	365	393	5	763	353	337	7	697
Offsides	92	67	3	162	81	87	1	169
Corner Kicks	116	132	2	250	119	117	2	238

### ALL-TIME REGULAR-SEASON SERIES LEADERS

	REVOLUTION		RED BULLS	
Goals	12	Taylor Iwellman	5	Savarese/Valencia
Assists	12	Steve Ralston	6	Lisi/Mathis
Shots	73	Taylor Iwellman	31	Amado Guevara
Shots on Goal	42	Taylor Iwellman	17	Amado Guevara
Fouls Committed	48	Joe Franchino	31	Amado Guevara
Fouls Suffered	38	Taylor Iwellman	45	Tab Ramos
Wins	9	Matt Reis	7	Tony Meola
Losses	4	Causey/Sommer	8	Tony Meola
Shutouts	5	Matt Reis	3	Tony Meola
Saves	69	Matt Reis	80	Tony Meola
Goals Allowed	20	Matt Reis	26	Tony Meola

### ALL-TIME REGULAR-SEASON SERIES GAME HIGHS

	REVOLUTION		RED BULLS	
Goals	3	Naveda/Noonan	3	Alex Comas (9/9/00)
Assists	2	9 players tied	2	12 players tied
Shots	9	Clint Dempsey (7/1/06)	6	5 players tied
Shots on Goal	6	Clint Dempsey (7/1/06)	5	Mamadou Diallo (7/20/02)
Fouls Committed	7	3 players tied	6	4 players tied
Fouls Suffered	8	Jose Cancela (6/26/04)	8	Ramos/Ziadie
Saves	9	Brown/Reis	11	Tim Howard (7/12/03)
Goals Allowed	5	Feuer/Reis	5	Paul Grafer (10/25/03)

### CURRENT NEW ENGLAND PLAYERS CAREER STATISTICS VS. NEW YORK

UNF	POS	PLAYER	GP	GS	MIN	G	A	SHT	SOG	FC	FS	OFF	CK	C	F
20	FWD	Taylor Iwellman	18	17	1561	12	5	73	42	30	38	23	1	1	0
14	MID	Steve Ralston	42	42	3769	6	20	59	27	36	53	5	78	1	0
6	M/D	Jay Heaps	30	30	2710	4	1	25	12	36	37	0	2	5	1
21	DEF	Shalrie Joseph	17	17	1523	2	3	27	13	37	28	0	0	3	0
3	DEF	Chris Albright	15	10	927	1	1	23	10	17	13	5	0	2	1
1	GK	Matt Reis	17	15	1405	0	1	0	0	1	0	0	0	0	0
18	FWD	Khano Smith	7	4	365	0	1	5	2	5	4	2	0	1	0
7	FWD	Adam Cristman	3	1	132	0	0	4	4	8	2	2	0	0	0
13	DEF	Jeff Larentowicz	6	5	521	0	0	8	2	11	13	0	0	0	0
15	DEF	Michael Parkhurst	10	10	900	0	0	0	0	1	5	0	0	0	0
27	MID	Wells Thompson	3	0	54	0	0	2	0	3	1	0	0	2	0
12	GK	Doug Warren	3	2	202	0	0	0	0	0	0	0	0	0	0
TEAM TOTALS			46	46	4163	84	86	671	327	763	672	162	250	89	4
OPPONENT TOTALS			46	46	4163	80	97	597	306	697	731	169	238	87	8

UNF	POS	GOALKEEPER	GP	GS	MIN	SHT	SV	GA	GAA	PG	PA	W	L	T	SO
1	GK	Matt Reis	17	15	1405	96	72	20	1.28	3	3	10	2	4	6
12	GK	Doug Warren	3	2	202	22	16	4	1.78	0	0	0	1	1	0
TEAM TOTALS			46	46	4163	306	200	80	1.73	5	8	23	16	7	10
OPPONENT TOTALS			46	46	4163	327	226	84	1.82	5	6	16	23	7	5





## REAL SALT LAKE

515 South 700 East, #2R  
Salt Lake City, UT 84102  
Main Number: (801) 924-8585  
Fax: (801) 933-4713  
www.realsaltlake.com

### ADMINISTRATION

Investor/Operator	SCP Worldwide
Chairman	David W. Checketts
President	Alan Pace
Vice President & General Manager	Garth Lagerway
Head Coach	Jason Kreis
Assistant Coaches	Jeff Cassar, Robin Fraser, Brian Johnson

### PR CONTACTS

Trey Fitz-Gerald	tfitz@realsaltlake.com
Office	(801) 924-8583
Mobile	(801) 856-8877
John Koluder	jkoluder@realsaltlake.com
Office	(801) 924-8584
Mobile	(801) 918-5050
Elliott Fall	efall@realsaltlake.com
Office	(801) 924-8573
Mobile	(801) 898-1985

### HOME FACILITY

Stadium	Rice-Eccles Stadium
MLS Capacity	25,562
Field Dimensions	115 x 70 yards
Surface	Field Turf
Team Colors	Blue, Red and Gold

### REVS VS. REAL IN MLS REGULAR-SEASON

Year	Overall	Home	Away	SO/OT
2005	2-0-0	1-0-0	1-0-0	-
2006	0-1-1	0-1-0	0-0-1	-
2007	1-0-1	0-0-1	1-0-0	-
Totals	3-1-2	1-1-1	2-0-1	

### REVS VS. REAL IN MLS CUP PLAYOFFS

Year	Overall	Home	Away	Neutral	Series Result
Never Met					

### REVS VS. REAL IN U.S. OPEN CUP

Year	Overall	Home	Away	Neutral	SO
Never Met					

### ALL-TIME ALL-COMPETITIONS RECORD

Overall	Home	Away	Neutral
3-1-2	1-1-1	2-0-1	0-0-0

### ALL-TIME MLS REGULAR-SEASON MEETINGS

Date	Score	NE Result	Notes
8/10/05	Real Salt Lake 1 at New England 4	W	
9/03/05	New England 1 at Real Salt Lake 0	T	
6/24/06	New England 0 at Real Salt Lake 0	T	
7/19/06	Real Salt Lake 3 at New England 1	L	
6/2/07	Real Salt Lake 0 at New England 0	T	
7/28/07	New England 2 at Real Salt Lake 1	W	

### ALL-TIME MLS CUP PLAYOFFS MEETINGS

Date	Score	NE Result	Notes	Series
Never Met				

### ALL-TIME U.S. OPEN CUP MEETINGS

Date	Score	Result	Notes
Never Met			



## NEW ENGLAND VS. SALT LAKE

### ALL-TIME TEAM STATS

Category	REVOLUTION				REAL			
	1st Half	2nd Half	OT	Totals	1st Half	2nd Half	OT	Totals
Goals	3	5	0	8	2	3	0	5
Shots	30	45	0	75	28	31	0	59
Shots on Goal	16	18	0	34	10	13	0	23
Fouls	41	33	0	74	42	55	0	97
Offsides	7	13	0	20	12	5	0	17
Corner Kicks	18	22	0	40	8	13	0	21

### ALL-TIME REGULAR-SEASON SERIES LEADERS

REVOLUTION			REAL		
Goals	2	Smith/Twellman	2	Jason Kreis	
Assists	2	Jay Heaps	1	Cunningham/Williams	
Shots	19	Taylor Twellman	9	Jason Kreis	
Shots on Goal	9	Taylor Twellman	3	3 players tied	
Fouls Committed	11	Shalrie Joseph	9	Carey Talley	
Fouls Suffered	17	Jose Cancela	11	Andy Williams	
Wins	3	Matt Reis	1	Scott Garlick	
Losses	1	Matt Reis	2	D.J. Countess	
Shutouts	3	Matt Reis	1	Garlick/Rimando	
Saves	14	Matt Reis	16	Nick Rimando	
Goals Allowed	5	Matt Reis	5	D.J. Countess	

### ALL-TIME REGULAR-SEASON SERIES GAME HIGHS

REVOLUTION			REAL		
Goals	1	7 players tied	1	5 players tied	
Assists	2	Jay Heaps (8/10/05)	1	Cunningham/Williams	
Shots	7	Taylor Twellman (6/2/07)	4	3 players tied	
Shots on Goal	3	4 players tied	2	6 players tied	
Fouls Committed	5	Clint Dempsey (8/10/05)	5	Carey Talley (7/28/07)	
Fouls Suffered	9	Jose Cancela (6/24/06)	4	4 players tied	
Saves	4	Matt Reis (8/10/05)	13	Nick Rimando (6/2/07)	
Goals Allowed	3	Matt Reis (7/14/06)	4	D.J. Countess (8/10/05)	

### CURRENT NEW ENGLAND PLAYERS CAREER STATISTICS VS. SALT LAKE

UNF	POS	PLAYER	GP	GS	MIN	G	A	SHT	SOG	FC	FS	OFF	CK	C	E
20	FWD	Taylor Twellman	5	5	450	2	1	19	9	6	5	4	0	0	0
18	FWD	Khano Smith	4	1	132	2	0	7	3	3	1	0	0	0	0
13	DEF	Jeff Larentowicz	4	4	360	1	1	4	2	7	5	0	0	2	0
3	DEF	Chris Albright	5	5	450	0	2	8	3	9	4	1	0	1	0
6	M/D	Jay Heaps	6	6	540	0	2	7	5	5	2	0	0	0	0
7	FWD	Adam Cristman	1	1	64	0	0	2	1	2	3	1	0	0	0
21	DEF	Shalrie Joseph	6	6	540	0	0	9	2	11	8	1	0	0	0
15	DEF	Michael Parkhurst	6	6	540	0	0	0	0	0	4	0	0	0	0
14	MID	Steve Ralston	5	5	450	0	0	4	2	0	5	0	18	0	0
1	GK	Matt Reis	6	6	540	0	0	0	0	0	1	0	0	0	0
27	MID	Wells Thompson	2	1	86	0	0	0	0	1	4	0	0	0	0
		TEAM TOTALS	6	6	540	8	6	75	34	74	97	20	40	7	0
		OPPONENT TOTALS	6	6	540	5	2	59	23	97	72	17	21	11	3

UNF	POS	GOALKEEPER	GP	GS	MIN	SHT	SV	GA	GAA	PG	PA	W	L	T	SO
1	GK	Matt Reis	6	6	540	23	14	5	0.83	1	1	3	1	2	3
		TEAM TOTALS	6	6	540	23	14	5	0.83	1	1	3	1	2	3
		OPPONENT TOTALS	6	6	540	34	24	8	1.33	0	0	1	3	2	2





## SAN JOSE EARTHQUAKES

451 El Camino Real, Suite 220  
Santa Clara, CA 95050  
Main Number: (408) 556-7700  
Fax: (408) 260-6802  
www.sjearthquakes.com

### ADMINISTRATION

Investor/Operator	Lew Wolff
President	Michael Crowley
Executive Vice President	David Alioto
General Manager	John Doyle
Head Coach	Frank Yallop
Assistant Coach	Ian Russell

### PR CONTACTS

Jed Mettee	jmettee@sjearthquakes.com
Office	TBD
Mobile	(408) 718-1222
Flor Rivera	frivera@sjearthquakes.com
Office	(408) 556-7705
Mobile	(408) 375-4791

### HOME FACILITY

Stadium	Buck Shaw Stadium
MLS Capacity	TBD
Field Dimensions	TBD
Surface	Natural Grass
Team Colors	Sky Blue, White

### REVS VS. SAN JOSE IN MLS REGULAR-SEASON

Year	Overall	Home	Away	SO/OT
1996	2-2-0	1-1-0	1-1-0	1-0-0*
1997	1-2-0	0-1-0	1-1-0	1-0-0*
1998	2-0-0	1-0-0	1-0-0	0-0-0*
1999	0-2-0	0-1-0	0-1-0	0-0-0*
2000	3-0-1	2-0-0	1-0-1	0-0-1
2001	0-2-0	0-1-0	0-1-0	0-0-0
2002	0-2-0	0-1-0	0-1-0	0-0-0
2003	0-2-1	0-1-1	0-1-0	0-0-1
2004	0-2-1	0-2-0	0-0-1	-
2005	0-1-1	0-1-1	0-1-0	-
Totals	8-15-4	4-9-2	4-7-2	

### REVS VS. SAN JOSE IN MLS CUP PLAYOFFS

Year	Overall	Home	Away	Neutral	Series Result
Never Met					

### REVS VS. SAN JOSE IN U.S. OPEN CUP

Year	Overall	Home	Away	Neutral	SO
Never Met					

### ALL-TIME ALL-COMPETITIONS RECORD

Overall	Home	Away	Neutral
8-15-4	4-9-2	4-7-2	0-0-0

### ALL-TIME MLS REGULAR-SEASON MEETINGS

Date	Score	NE Result	Notes
5/4/96	San Jose 2 at New England 1	L	
7/6/96	New England 1 at San Jose 1	W	SO
7/31/96	San Jose 0 at New England 2	W	
8/11/96	New England 1 at San Jose 6	L	
5/16/97	New England 1 at San Jose 1	W	SO
7/6/97	New England 2 at San Jose 3	L	
8/3/97	San Jose 5 at New England 1	L	
5/3/98	New England 3 at San Jose 1	W	
8/5/98	San Jose 0 at New England 3	W	
8/12/99	San Jose 2 at New England 1	L	
8/21/99	New England 1 at San Jose 2	L	
5/6/00	San Jose 1 at New England 2	W	
6/10/00	San Jose 0 at New England 3	W	
6/21/00	New England 2 at San Jose 2	T	2OT
7/22/00	New England 2 at San Jose 1	W	
5/5/01	New England 2 at San Jose 3	L	
8/8/01	San Jose 5 at New England 1	L	
4/6/02	New England 1 at San Jose 2	L	
6/1/02	San Jose 2 at New England 0	L	
5/3/03	San Jose 2 at New England 0	L	
8/16/03	San Jose 1 at New England 1	T	2OT
9/7/03	New England 1 at San Jose 2	L	
4/17/04	San Jose 3 at New England 1	L	
7/24/04	New England 2 at San Jose 2	T	
9/4/04	San Jose 1 at New England 0	L	
4/2/05	New England 2 at San Jose 2	T	
10/1/05	San Jose 2 at New England 0	L	

### ALL-TIME MLS CUP PLAYOFFS MEETINGS

Date	Score	NE Result	Notes	Series
Never Met				

### ALL-TIME U.S. OPEN CUP MEETINGS

Date	Score	Result	Notes
Never Met			



## NEW ENGLAND VS. SAN JOSE

### ALL-TIME TEAM STATS

Category	REVOLUTION				EARTHQUAKES			
	1st Half	2nd Half	OT	Totals	1st Half	2nd Half	OT	Totals
Goals	15	22	0	37	19	35	0	54
Shots	171	185	2	358	140	166	2	308
Shots on Goal	74	79	1	154	70	98	0	168
Fouls	234	206	5	445	223	200	2	425
Offsides	42	37	2	81	54	54	2	110
Corner Kicks	74	71	2	147	65	75	0	140

### ALL-TIME REGULAR-SEASON SERIES LEADERS

	REVOLUTION		EARTHQUAKES	
Goals	5	Joe-Max Moore	5	Ching/Dayak
Assists	5	Joe-Max Moore	5	Landon Donovan
Shots	28	Taylor Iwellman	23	Ronald Cerritos
Shots on Goal	15	Taylor Iwellman	14	Ronald Cerritos
Fouls Committed	22	Rusty Pierce	31	John Doyle
Fouls Suffered	22	Jose Cancela	28	Richard Mulrooney
Wins	2	3 players tied	6	Joe Cannon
Losses	3	Brown/Sommer	3	Cannon/Salzwedel
Shutouts	1	Causey/Feuer	2	Pat Onstad
Saves	24	Juergen Sommer	48	Joe Cannon
Goals Allowed	10	Jeff Causey	15	Joe Cannon

### ALL-TIME REGULAR-SEASON SERIES GAME HIGHS

	REVOLUTION		EARTHQUAKES	
Goals	2	Moore/Beasley	2	7 players tied
Assists	2	3 players tied	2	8 players tied
Shots	8	Taylor Iwellman (4/2/05)	6	Junior Agogo (8/8/01)
Shots on Goal	5	Mamadou Diallo (4/6/02)	4	3 players tied
Fouls Committed	6	Carlos Parra (5/6/00)	7	Ekelund/Mullan
Fouls Suffered	10	Clint Dempsey (4/2/05)	6	Azizi/Mulrooney
Saves	11	Juergen Sommer (5/5/01)	8	Salzwedel/Kramer
Goals Allowed	6	Jim St. Andre (8/11/96)	3	3 players tied

### CURRENT NEW ENGLAND PLAYERS CAREER STATISTICS VS. SAN JOSE

UNF	POS	PLAYER	GP	GS	MIN	G	A	SHT	SOG	FC	FS	OFF	CK	C	F
20	FWD	Taylor Iwellman	9	8	760	3	0	28	15	9	18	6	0	0	0
3	DEF	Chris Albright	17	14	1216	0	2	22	7	17	29	0	0	5	0
14	MID	Steve Ralston	10	10	910	0	3	4	2	8	7	2	30	2	0
8	DEF	Joe Franchino	11	11	1010	0	0	7	0	21	11	0	0	5	0
6	M/D	Jay Heaps	9	9	802	0	0	5	2	12	8	0	0	2	0
21	DEF	Shalrie Joseph	7	7	640	0	0	9	3	15	19	0	1	3	0
15	DEF	Michael Parkhurst	2	2	180	0	0	0	0	2	2	0	0	1	0
1	GK	Matt Reis	4	4	360	0	0	0	0	1	2	0	0	1	0
18	F/M	Khano Smith	1	0	16	0	0	0	0	0	0	0	0	0	0
		TEAM TOTALS	27	27	2450	37	43	358	154	445	409	81	147	55	6
		OPPONENT TOTALS	27	27	2450	54	61	308	168	425	425	110	140	44	3

UNF	POS	GOALKEEPER	GP	GS	MIN	SHT	SV	GA	GAA	PG	PA	W	L	T	SO
1	GK	Matt Reis	4	4	360	19	11	7	1.75	1	1	0	2	2	0
		TEAM TOTALS	27	27	2450	168	104	54	1.98	3	3	8	15	4	3
		OPPONENT TOTALS	27	27	2450	154	114	37	1.36	2	4	15	8	4	4





## TORONTO FC

BMO Field  
Exhibition Place  
170 Princes' Boulevard  
Toronto, ON M6K 3C3  
Main Number: (416) 263-5700  
Fax: (416) 815-5452  
www.torontofc.ca

### ADMINISTRATION

Investor/Operator	Maple Leaf Sports & Entertainment
President & CEO	Richard Peddie
Executive Vice President & COO	Tom Anselmi
Director of Team Operations	Paul Beirne
Manager, Director of Soccer	Mo Johnson
Head Coach	John Carver
Assistant Coaches:	Eddie Kehoe

### PR CONTACT

Michelle Lissel	mlissel@torontofc.ca
Office	(416) 815-5400 x5399
Mobile	(416) 716-1311

### HOME FACILITY

Stadium	BMO Field
Capacity	20,000
Field Dimensions	115 x 74 yards
Surface	FieldTurf
Team Colors	Red, White and Blue

### REVS VS. TORONTO IN MLS REGULAR-SEASON

Year	Overall	Home	Away	SO*/OT
2007	2-0-1	2-0-0	0-0-1	-
<b>Totals</b>	<b>2-0-1</b>	<b>2-0-0</b>	<b>0-0-1</b>	

### REVS VS. TORONTO IN MLS CUP PLAYOFFS

Year	Overall	Home	Away	Neutral	Series Result
Never Met					

### ALL-TIME ALL-COMPETITIONS RECORD

Overall	Home	Away	Neutral
2-0-1	2-0-0	0-0-1	0-0-0

### ALL-TIME MLS REGULAR-SEASON MEETINGS

Date	Score	NE Result	Notes
4/14/07	Toronto FC 0 at New England 4	W	
6/23/07	Toronto FC 0 at New England 3	W	
10/20/07	New England 2 at Toronto FC 2	T	

### ALL-TIME MLS CUP PLAYOFFS MEETINGS

Date	Score	NE Result	Notes	Series
Never Met				





## NEW ENGLAND VS. TORONTO

### ALL-TIME TEAM STATS

Category	REVOLUTION				TORONTO			
	1st Half	2nd Half	OT	Totals	1st Half	2nd Half	OT	Totals
Goals	5	4	0	9	0	2	0	2
Shots	18	20	0	38	11	18	0	29
Shots on Goal	12	11	0	23	9	12	0	21
Fouls	18	15	0	33	25	29	0	54
Offsides	4	13	0	17	3	1	0	4
Corner Kicks	5	11	0	16	9	6	0	15

### ALL-TIME REGULAR-SEASON SERIES LEADERS

	REVOLUTION		TORONTO	
Goals	3	Dorman/Twellman	1	Dichio/Samuel
Assists	3	Steve Ralston	1	Carl Robinson
Shots	7	Andy Dorman	5	Collin Samuel
Shots on Goal	5	Dorman/Twellman	4	Cunningham/Samuel
Fouls Committed	6	Khano Smith	8	Edu/Robinson
Fouls Suffered	7	Cristman/Joseph	4	Andy Welsh
Wins	2	Matt Reis	0	
Losses	0		1	Djekanovic/Sutton
Shutouts	2	Matt Reis	0	
Saves	16	Matt Reis	6	Srdjan Djekanovic
Goals Allowed	2	Matt Reis	4	Greg Sutton

### ALL-TIME REGULAR-SEASON SERIES GAME HIGHS

	REVOLUTION		TORONTO	
Goals	2	Twellman/Dorman	1	Dichio/Samuel
Assists	2	Steve Ralston (4/14/07)	1	Carl Robinson (10/20/07)
Shots	5	Andy Dorman (6/23/07)	5	Collin Samuel (10/20/07)
Shots on Goal	4	Andy Dorman (6/23/07)	4	Collin Samuel (10/20/07)
Fouls Committed	4	Adam Cristman (6/23/07)	5	Maurice Edu (10/20/07)
Fouls Suffered	4	Cristman/Thompson	3	5 players tied
Saves	6	Matt Reis (twice)	6	Srdjan Djekanovic (6/23/07)
Goals Allowed	2	Matt Reis (10/20/07)	4	Greg Sutton (4/14/07)

### CURRENT NEW ENGLAND PLAYERS CAREER STATISTICS VS. TORONTO

UNF	POS	PLAYER	GP	GS	MIN	G	A	SHT	SOG	FC	FS	OFF	CK	C	E
20	FWD	Taylor Twellman	2	2	180	3	0	6	5	0	4	3	0	0	0
21	DEF	Shalrie Joseph	3	3	267	1	0	5	1	2	7	1	0	0	0
15	DEF	Michael Parkhurst	1	1	90	1	0	1	1	0	0	0	0	0	0
14	MID	Steve Ralston	2	2	180	0	3	1	0	1	2	2	10	0	0
7	FWD	Adam Cristman	3	2	161	0	2	3	1	5	7	3	0	0	0
13	DEF	Jeff Larentowicz	3	3	226	0	1	1	1	5	5	0	0	0	0
18	FWD	Khano Smith	3	3	243	0	1	3	3	6	4	2	0	1	0
17	DEF	Gary Flood	2	0	47	0	0	0	0	0	0	0	0	0	0
6	M/D	Jay Heaps	3	3	270	0	0	0	0	3	4	0	0	0	0
1	GK	Matt Reis	3	3	270	0	0	0	0	0	2	0	0	0	0
27	MID	Wells Thompson	3	2	162	0	0	4	2	4	6	0	0	1	0
		TEAM TOTALS	3	3	270	9	8	38	23	33	54	17	16	3	0
		OPPONENT TOTALS	3	3	270	2	1	29	21	54	33	4	15	10	0

UNF	POS	GOALKEEPER	GP	GS	MIN	SHT	SV	GA	GAA	PG	PA	W	L	T	SO
1	GK	Matt Reis	3	3	270	21	16	2	0.67	0	0	2	0	1	2
		TEAM TOTALS	3	3	270	21	16	2	0.67	0	0	2	0	1	2
		OPPONENT TOTALS	3	3	270	23	14	9	3.00	1	1	0	2	1	0





## INSEATTLE

## MLS SEATTLE (2009)

Qwest Field  
800 Occidental Avenue South  
Seattle, WA 98134  
Main Number: (425) 827-9777  
[www.mlsinseattle.com](http://www.mlsinseattle.com)

### ADMINISTRATION

Investor/Operator	Joe Roth, Adrian Hanauer, Drew Carey, Vulcan Sports & Entertainment
CEO	Tod Lelweke
General Manager	Adrian Hanauer
COO	John Rizzardini
Technical Director	Chris Henderson

### HOME FACILITY

Stadium	Qwest Field
MLS Capacity	24,500
Field Dimensions	110 x 70 yards
Surface	Field Turf

### PR CONTACTS

Gary Wright	<a href="mailto:garyw@seahawks.com">garyw@seahawks.com</a>
Office	(425) 893-5063
Mobile	(425) 260-4283
Susanne Lavender	<a href="mailto:suzannel@seahawks.com">suzannel@seahawks.com</a>
Office	(206) 381-7852
Mobile	(206) 730-7549
Jeff Garza	<a href="mailto:jeffga@seahawks.com">jeffga@seahawks.com</a>
Office	(425) 893-5105
Mobile	(425) 443-0444

## 2008 MLS CONFERENCE ALIGNMENTS

### WESTERN CONFERENCE



### EASTERN CONFERENCE



**WEEL**  **850AM**  
SPORTS RADIO

**YOUR HOME  
FOR**

**DENNIS AND CALLAHAN 6 - 10AM**

**DALE AND HOLLEY 10AM - 2PM**

**THE BIG SHOW 2 - 6PM**

**PLANET MIKEY 6 - 11PM**

**THE**

**REVOLUTION**

**WILL BE  
TELEVISED**

**ALL SEASON  
LONG ON TV38**

**HOME OF  
REVOLUTION  
SOCCER**



**TV38.com**



**TAYLOR  
TWEELMAN  
#20 - FORWARD**