

NEW ENGLAND REVOLUTION



2011

MEDIA GUIDE





TABLE OF CONTENTS

THE CLUB	PAGE	YOUTH DEVELOPMENT PROGRAM	PAGE
Welcome	2	Program Overview	198
2011 Schedule	4	Youth Program Date of Note	198
2011 Quick Facts	5	U.S. Soccer Development Academy	199
Club History	6	SUM Under-17 Cup	199
Gillette Stadium	8	U.S. Soccer Development Academy Clubs	200
Investor/Operators	10	Coaching Staff	201
Executives	12	Academy Alumni	202
Team Staff	14	2011 Schedules	203
Uniform History	17	Under-18 Squad	204
		Under-16 Squad	206
2011 REVOLUTION	PAGE	MAJOR LEAGUE SOCCER	PAGE
2011 Alphabetical Roster	20	MLS Staff Directory	210
2011 Numerical Roster	20	MLS Player Rules and Regulations	211
2011 Team TV/Radio Guide	21	2010 In Review	215
How the Revolution Was Built	22	Chicago Fire	216
Head Coach Steve Nicol	23	Chivas USA	218
Assistant Coaches	24	Colorado Rapids	220
Team Staff	25	Columbus Crew	222
Player Profiles	28	D.C. United	224
		FC Dallas	226
TEAM HISTORY	PAGE	Houston Dynamo	228
Year-by-Year Results	64	LA Galaxy	230
2010 In Review	65	New York Red Bulls	232
2009 In Review	70	Philadelphia Union	234
2008 In Review	76	Real Salt Lake	236
2007 In Review	82	San Jose Earthquakes	238
2006 In Review	88	Seattle Sounders FC	240
2005 In Review	94	Sporting Kansas City	242
2004 In Review	100	Toronto FC	244
2003 In Review	106	Portland Timbers	246
2002 In Review	112	Vancouver Whitecaps	246
2001 In Review	119	2011 Conference Alignments	247
2000 In Review	124		
1999 In Review	130	MEDIA INFORMATION	PAGE
1998 In Review	135	General Information & Policies	250
1997 In Review	140	Revolution Communications Directory	251
1996 In Review	146	MLS Communications Directory	251
TEAM RECORDS	PAGE	Directions	251
Awards and Honors	154	MLS Team PR Directory	252
Career Records	156	Regional Media Directory	254
Annual Leaders	158	Television & Radio Information	257
Individual Game Highs	160	Digital Properties	258
Team Game Highs & Lows	161	Patriot Place	259
Career Playoffs Statistics	162	Ticket Information	260
Playoffs Individual Game Highs	164	Notes	261
Team Playoffs Game Highs & Lows	165		
All-Time Player Registry	166		
All-Time Coaching Registry	180		
Coaching Records	180		
Important Dates of Note	181		
Draft History	190		
Lamar Hunt U.S. Open Cup	192		
CONCACAF Tournament	193		
SuperLiga	194		

The 2011 New England Revolution media guide is designed to assist members of the media in their coverage of the team and Major League Soccer. For additional information, or to arrange interviews, please contact the Revolution Communications staff.

2011 NEW ENGLAND REVOLUTION MEDIA GUIDE CREDITS

EDITORS: Lizz Summers, Missy Wade. **CONTRIBUTORS:** MaryKate Burns, Katie Callaway, Jason Dalrymple, Brad Feldman, Alex Kantor, Julia Maldonado, Maura Wilson, Jeff Wroblewski. **SPECIAL ASSISTANCE:** MLS, MLS Communications and MLS team PR Directors, New England Revolution and New England Patriots staff, U.S. Soccer Federation. **PHOTOGRAPHY:** Keith Nordstrom, Marc Masse, David Silverman, WireImage and Getty Images. **DESIGN & LAYOUT:** Lizz Summers, Maura Wilson. **COVER DESIGN:** Michelle Muise. **PRINTING:** The Graphic Group.



WELCOME LETTER

Dear media member,

Thank you for your continued coverage of the New England Revolution.

The Communications and Digital Staffs have prepared the 2011 media guide to further assist you with your coverage of the team and Major League Soccer. Please note that while the information is current as of March 1, 2011, up-to-date information can be easily accessed at the team's official web site, revolutionsoccer.net. Additionally, the team's Twitter feed (@NERevolution) and Facebook page (facebook.com/hererevolution) provide breaking news, video and features.

Below you will find a brief summary of the departments' contacts and each staff member's areas of primary concentration to help expedite your requests. However, every member of the staff is available to help you with any request. Should you need anything further, please don't hesitate to contact us.

Thank you again and we're looking forward to working with you in 2011.

Sincerely,
Revolution Communications & Digital Staffs



Lizz Summers
Director of Communications
Office: (508) 549-0496
Mobile: (617) 571-2219
Email: lizzs@revolutionsoccer.net

Key areas: Team spokesperson, national media and broadcast partner requests, front-office, coaches and player interview requests, non-soccer public relations and publicity, community relations and the New England Revolution Charitable Foundation.



Missy Wade
Communications Coordinator
Office: (508) 384-4334
Mobile: (508) 505-8648
Email: missyw@revolutionsoccer.net

Key areas: Press officer for reserves and youth teams, community activity and organizational publicity, photo requests.



Jason Dalrymple
Digital Content Manager
Office: (508) 384-4334
Mobile: (508) 400-2127
Email: jdalrymple@revolutionsoccer.net

Key areas: Web and multimedia strategy, maintenance and content, web video requests.



Brad Feldman
Supervising Producer, Play-by-Play Announcer
Office: (508) 384-9216
Mobile: (774) 406-7038
Email: bradf@revolutionsoccer.net

Key areas: Revolution broadcasting operations, strategy and production, TV/radio play-by-play.



Alex Kantor
Communications Coordinator
Office: (508) 549-0468
Mobile: (508) 455-7551
Email: alexk@revolutionsoccer.net

Key areas: Press officer for the first team and reserves, credential requests, statistics.

General Communications Email:
media@revolutionsoccer.net

Team Twitter Account:
@NERevolution

Team Facebook Account:
facebook.com/NERevolution



Jeff Lemieux
Staff Writer & Online Host
Office: (508) 549-0185
Mobile: (508) 958-1370
Email: jlemieux@revolutionsoccer.net

Key areas: Primary staff writer, host of revolutionsoccer.net.



Jeff Wroblewski
Digital Content Assistant
Office: (508) 549-0508
Mobile: (978) 606-6948
Email: jeffreyw@revolutionsoccer.net

Key areas: Video production, web site maintenance.

NOTE: Please direct media inquiries for the Kraft family or questions about The Kraft Group's business initiatives to Stacey James, Vice President of Media and Community Relations for The Kraft Group, Office: (508) 384-9105, Email: staceyj@thekraftgroup.com.





REVOLUTION

FORT

2011 SCHEDULE

Day	Date	OPPONENT (Location)	TIME (ET)	TELEVISION
MARCH				
Sunday	20	at LA Galaxy (Carson, Calif.)	8:00 p.m.	CSN/Galavision
Saturday	26	D.C. UNITED (Foxborough, Mass.)	4:30 p.m.	CSN
APRIL				
Saturday	2	Portland Timbers (Foxborough, Mass.)	7:30 p.m.	CSN
Wednesday	6	at Vancouver Whitecaps (Vancouver, British Columbia)	10:00 p.m.	CSN
Saturday	9	Real Salt Lake (Foxborough, Mass.)	7:30 p.m.	CSN
Sunday	17	at Houston Dynamo (Houston, Texas)	7:00 p.m.	CSN
Saturday	23	Sporting Kansas City (Foxborough, Mass.)	7:30 p.m.	CSN
Saturday	30	at Chivas USA (Carson, Calif.)	10:30 p.m.	CSN
MAY				
Saturday	7	Colorado Rapids (Foxborough, Mass.)	7:30 p.m.	CSN
Saturday	14	Vancouver Whitecaps (Foxborough, Mass.)	7:30 p.m.	CSN
Saturday	21	at San Jose Earthquakes (Santa Clara, Calif.)	10:30 p.m.	CSN
Saturday	28	LA Galaxy (Foxborough, Mass.)	8:00 p.m.	CSN/Galavision
JUNE				
Saturday	4	at FC Dallas (Frisco, Texas)	8:30 p.m.	CSN
Friday	10	at New York Red Bulls (Harrison, N.J.)	8:30 p.m.	Fox Soccer
Wednesday	15	Toronto FC (Foxborough, Mass.)	8:00 p.m.	CSN
Saturday	18	Chicago Fire (Foxborough, Mass.)	7:30 p.m.	CSN
Sunday	26	at Seattle Sounders FC (Seattle, Wash.)	4:00 p.m.	CSN
JULY				
Monday	4	at Real Salt Lake (Sandy, Utah)	8:30 p.m.	ESPN2
Saturday	16	Philadelphia Union (Foxborough, Mass.)	7:30 p.m.	CSN
Wednesday	20	at D.C. United (Washington, D.C.)	7:30 p.m.	CSN
Saturday	23	at Colorado Rapids (Commerce City, Colo.)	9:00 p.m.	CSN
Saturday	30	at Sporting Kansas City (Kansas City, Kan.)	8:30 p.m.	CSN
AUGUST				
Wednesday	3	San Jose Earthquakes (Foxborough, Mass.)	8:00 p.m.	CSN
Saturday	6	Chivas USA (Foxborough, Mass.)	7:30 p.m.	CSN
Saturday	13	at Columbus Crew (Columbus, Ohio)	7:30 p.m.	CSN
Wednesday	17	Houston Dynamo (Foxborough, Mass.)	8:00 p.m.	CSN
Saturday	20	New York Red Bulls (Foxborough, Mass.)	7:30 p.m.	CSN
Sunday	28	at Philadelphia Union (Chester, Pa.)	7:00 p.m.	CSN/Galavision
SEPTEMBER				
Sunday	11	FC Dallas (Foxborough, Mass.)	7:30 p.m.	CSN
Friday	16	at Portland Timbers (Portland, Ore.)	11:00 p.m.	Fox Soccer
Sunday	25	at Chicago Fire (Bridgeview, Ill.)	4:00 p.m.	CSN
OCTOBER				
Saturday	1	Seattle Sounders FC (Foxborough, Mass.)	7:30 p.m.	CSN
Saturday	15	Columbus Crew (Foxborough, Mass.)	7:30 p.m.	CSN
Saturday	22	at Toronto FC (Toronto, Ontario)	12:30 p.m.	CSN



2011 TEAM OVERVIEW



NEW ENGLAND REVOLUTION

Gillette Stadium
One Patriot Place
Foxborough, MA 02035
(508) 384-5500
revolutionsoccer.net

EXECUTIVES

Investor-Operators	Robert K. Kraft & Jonathan A. Kraft
President	Sunil Gulati
Chief Operating Officer	Brian Bilello

TECHNICAL AND TEAM STAFFS

Vice President of Player Personnel	Michael Burns
Head Coach	Steve Nicol
Assistant Coach	Stephen Myles
Goalkeepers Coach	Remi Roy
Soccer Operations Manager	Nick Kropelin
Soccer Operations Coordinator	Steve Sands
Equipment Manager	Rob Dudley

MEDICAL STAFF

Head Athletic Trainer	Sean Kupiec
Assistant Athletic Trainer	Evan Allen
Massage Therapist	Glenn O'Connor
Team Chiropractor	Dr. Michael Weinman
Head Team Physician	Scott Martin, M.D.
Team Physicians	Dr. Luke Oh (orthopaedics) Dr. Patty Gibbons (internist) Dr. Stuart Klein (internist)
Primary Hospital	Massachusetts General Hospital

GILLETTE STADIUM

Press Box Phone Number	(508) 384-1960
MLS Capacity	20,000
Surface	FieldTurf Duraspine PRO
Field Dimensions	106 x 75 yards
Largest Soccer Attendance	67,584 (Brazil vs. Mexico, 9/12/07)
Team Colors	Blue, Red & White

VISITING TEAM HOTEL

Renaissance Boston Hotel & Spa at Patriot Place	
28 Patriot Place	
Foxborough, MA 02035	
Main: (508) 543-5500	

COMMUNICATIONS & DIGITAL DIRECTORY

Director of Communications	Lizz Summers
Office	(508) 549-0496
Mobile	(617) 571-2219
E-Mail	lizzs@revolutionsoccer.net
Communications Coordinator	Alex Kantor
Office	(508) 549-0468
Mobile	(508) 455-7551
Email	alexk@revolutionsoccer.net
Communications Coordinator	Missy Wade
Office	(508) 384-4372
Mobile	(508) 505-8648
Email	missyw@revolutionsoccer.net
Digital Content Manager	Jason Dalrymple
Office	(508) 384-4334
Mobile	(781) 964-4434
E-Mail	jdalrymple@revolutionsoccer.net
Staff Writer & Online Host	Jeff Lemieux
Office	(508) 549-0185
Mobile	(508) 958-1370
Email	jlemieux@revolutionsoccer.net
Digital Content Assistant	Jeff Wroblewski
Office	(508) 549-0508
Mobile	(978) 606-6948
Email	jeffreyw@revolutionsoccer.net
Communications Fax	(508) 549-0405
Communications E-mail	media@revolutionsoccer.net

BROADCAST INFORMATION

Supervising Producer/Play-by-Play	Brad Feldman
Office	(508) 384-9216
Mobile	(774) 406-7038
E-Mail	bradf@revolutionsoccer.net

Regional Television Partner	Comcast SportsNet New England
Talent	Brad Feldman, Jay Heaps, Damon Amendolara

Radio	98.5 The Sports Hub (98.5 FM)
Talent	Brad Feldman, Jay Heaps



CLUB HISTORY

1995

On October 17, 1995, the New England Revolution was born. Behind the leadership of Investor/Operators Robert K. Kraft, Jonathan A. Kraft and the Kraft family, the Revolution was established as one of Major League Soccer's 10 original clubs with Foxboro Stadium as its home venue. U.S. internationals Alexi Lalas and Mike Burns - a Massachusetts native - were allocated to New England as the Revs' founding players.

1996

15-17 Overall

The Revolution began its inaugural campaign under head coach Frank Stapleton, fielding star players Burns, Lalas, Alberto Naveda, Welton, and, later in the season, Joe-Max Moore. The Revs' first MLS game was a 3-2 loss at Tampa Bay Mutiny on April 13, 1996, but New England came back a week later to earn its first victory, a 1-0 win over the MetroStars. The following weekend, the Revs prevailed in their first game at Foxboro Stadium, defeating eventual MLS Cup champion D.C. United, 2-1, in a shootout. The Revs missed out on the 1996 MLS playoffs, although Foxboro Stadium was the site of the inaugural MLS Cup.

1997

15-17 Overall

MLS Cup Playoffs

Thomas Rongen replaced Stapleton, who resigned at the conclusion of the 1996 season, as head coach. Rongen led the Revolution to the club's first-ever berth in the MLS Cup Playoffs, where the team fell to defending MLS Cup champion D.C. United. New England also led the league in attendance, with 342,762 fans watching Revolution soccer in 1997. The team made some notable acquisitions during Rongen's first year, including goalkeeper Walter Zenga and forward Giuseppe Galderisi.

1998

11-21 Overall

In 1998, the team struggled throughout the club's third campaign as stalwarts Moore and Burns missed a substantial portion of the season with the U.S. National Team at the World Cup in France. The Revolution dropped nine straight games between May and early July. In August, Rongen and his staff resigned and Zenga, the Revs' goalkeeper, took over as player/coach. New England went 3-3 down the stretch. Off-season acquisition Raul Diaz Arce scored 18 goals to go along with eight assists, while Moore added seven goals and 15 assists.

1999

12-20 Overall

Prior to the season, the Revolution acquired former U.S. Men's National Team captain John Harkes, Giovanni Savarese and Dan Calichman to help boost the team's bid to return to the playoffs. Zenga continued as player/coach, and the team made several acquisitions in mid-season, including Mario Gori, Leonel Alvarez and Jeff Baicher, but the team was unable to come together and make a run into the postseason. For the second consecutive year, the Revs made a late-season coaching change as Zenga was relieved of his playing and coaching duties and replaced by Steve Nicol for the team's final two matches. For the second time in four years, Foxboro Stadium hosted MLS Cup.

2000

13-13-6 Overall

MLS Cup Playoffs

Before the start of the 2000 campaign, Sunil Gulati, a longtime executive with Major League Soccer and U.S. Soccer, was named Managing Director of Kraft Soccer, while Brian O'Donovan was appointed Chief Operating Officer and former U.S. National Team defender Fernando

Clavijo was named head coach. MLS also moved to three four-team divisions and eliminated shootouts to decide games. The Revs finished second in the Eastern Conference and earned the club's second-ever MLS Cup Playoffs berth on the last day of the regular season, finishing with the best record in club history. Wolde Harris scored 15 goals while Imad Baba added nine goals and eight assists and Ted Chronopoulos had five goals. The Revs advanced to the MLS Cup Playoffs, but lost to Chicago.

2001

7-14-6 Overall

U.S. Open Cup Final (Fullerton, Calif.)

Among the Revs' newcomers for 2001 were Jamaican midfielder Andy Williams, Caté, a Brazilian playmaker, and Jay Heaps - the 1999 MLS Rookie of the Year and Massachusetts product - who was acquired in a mid-season trade. The Revolution went winless in its first six games and despite several strong stretches during the season, the team failed to qualify for the MLS Cup Playoffs. In the 2001 U.S. Open Cup, however, the Revolution advanced to the championship game against the LA Galaxy. On Oct. 27, in Fullerton, Calif., the Revs took an early 1-0 lead into the second half, but LA leveled the game and Danny Califf scored two minutes into extra time to clinch the title for the Galaxy.

2002

12-14-2 Overall

MLS Cup Playoffs

MLS Cup 2002 (Foxborough, Mass.)

The Tampa Bay Mutiny and the Miami Fusion ceased operations in the off-season, and the Revs acquired Steve Ralston in the resulting Allocation Draft. New England also took Taylor Twellman with the second pick in the MLS SuperDraft and acquired goalkeeper Adin Brown. The Revs went 1-2-1 on their season-opening road trip, before defeating the Dallas Burn 2-0 on May 11 in the first event held at the newly-constructed, \$325 million Gillette Stadium. Twellman tallied twice in the win - two of his club single-season record 23 goals that season. Clavijo was fired on May 23, replaced on an interim basis by assistant coach Steve Nicol. The Revs went 5-0-1 down the stretch, clinching a playoff berth on the final day of the season. New England then defeated the Chicago Fire in the MLS Cup Quarterfinals, the club's first playoff series victory, before earning a series victory over Columbus in the Eastern Conference Championship to advance to MLS Cup 2002 at Gillette Stadium. An MLS Cup Playoffs record crowd of 61,316 saw the Revs lose to the Galaxy on a golden goal in the 113th minute. After earning MLS Coach of the Year, the Revs named Nicol head coach of the team on Nov. 6.

2003

12-9-9 Overall

MLS Cup Playoffs

Eastern Conference Final

Joe-Max Moore returned after a three-year stint with Everton in England, and the Revs also added key newcomers Pat Noonan, Shalrie Joseph and Matt Reis to the fold. The Revs struggled in the middle portion of the season, going two months without a win, and New England found itself mired in fifth place in early September. But the Revs went 6-0-1 to close the season and clinched second place in the Eastern Conference. Twellman (15 goals) was sidelined for the playoffs with a fractured left foot, and Noonan led the team to a victory over the MetroStars in the Eastern Conference Semifinals. In the Eastern Conference Final, the Revs missed the chance to return to MLS Cup when Chicago's Chris Armas scored the golden goal in the 11th minute of overtime. The Revs were the highest scoring team in MLS (55 goals) in the regular season.

2004

8-13-9 Overall

MLS Cup Playoffs

Eastern Conference Final

It was a roller coaster season, with the Revs earning a 1-4-2 mark through April and May before stringing together a seven-game midsum-



mer unbeaten run. Injuries to key players saw others like Andy Dorman and Matt Reis step up, but as September began, the Revs sat in last place. However, the Revs made another late-season push - going 3-2-0 down the stretch - and used a 2-1 home victory over Chicago on the last night of the season to clinch a playoff berth. New England defeated the Columbus Crew in the conference semifinals - helped by Reis' two penalty kick saves in Game Two of the series. The Revs then played D.C. in the Eastern Conference Final at RFK Stadium, a 3-3 thriller widely considered MLS' best match ever. New England lost to the eventual champions on penalty kicks after three times coming back from one-goal deficits, capped by Noonan's 85th minute equalizer. Also in 2004, Twellman scored his 42nd goal as a member of the Revolution to become the club's all-time leading goal scorer and Clint Dempsey earned MLS Rookie of the Year honors.

2005

17-7-8 Overall

MLS Cup Playoffs

MLS Cup 2005 (Frisco, Texas)

The Revolution had its best regular season in club history, setting team records for wins (17) and points (59). The Revs also set records with their six-game winning streak that was part of the club-record 11-game unbeaten streak to open the season. In the MLS Cup Conference Semifinals the Revs again came from behind to defeat the MetroStars on aggregate to advance to the team's fourth Eastern Conference Championship in a row, where the Revs downed Chicago, 1-0, at home on a fourth-minute Dempsey goal. In MLS Cup 2005, the Revs fell to LA, 1-0, in double overtime. Despite the championship game loss, the team accumulated many individual accolades, including Twellman claiming MLS MVP honors, Dempsey, Shalrie Joseph and Twellman earning spots on the league's Best XI squad, and unheralded first-year defender Michael Parkhurst winning Rookie of the Year accolades.

2006

12-8-12 Overall

MLS Cup Playoffs

MLS Cup 2006 (Frisco, Texas)

Although the Revs returned the majority of their roster from the record-setting 2005 squad, a rash of injuries and international call-ups limited the Revs' early-season success. Dempsey (U.S.) and Avery John (Trinidad & Tobago) were both named to their countries' World Cup squads and missed seven weeks of MLS action. Nicol used a different starting 11 almost every game to contend with his personnel shortages, but in what had become an annual ritual, the Revs assembled another late-season run, going 5-0-2 to close the schedule and surge into the playoffs. The Revs defeated Chicago in the Eastern Conference Semifinal series, coming back from a two-goal aggregate deficit at home in Game Two to earn the series victory in penalty kicks. Against D.C. in the Eastern Conference Championship, the Revs downed United, 1-0, for the conference crown behind Twellman's fourth-minute strike to advance to MLS Cup at Pizza Hut Park in Frisco, Texas, for the third time in club history. The Houston Dynamo, however, was crowned champion after winning on penalty kicks, 4-3, after the 1-1 stalemate following extra time, during which Twellman's 113th-minute go-ahead goal in extra time was negated by a Brian Ching tally just over a minute later.

2007

14-8-8 Overall

MLS Cup Playoffs

U.S. Open Cup Champion

MLS Cup 2007 (Washington, D.C.)

The Revs resumed their place at or near the top of the Eastern Conference standings, finishing second after another consistent season under Nicol, the longest-tenured coach in MLS. Midyear, the team won its first-ever cup championship, winning the Lamar Hunt U.S. Open Cup behind a 3-2 victory at FC Dallas on Oct. 3 as rookie Wells Thompson scored the game-winner in the second half. The team uncharacteristically entered the playoffs winless in their final three regular-season matches, but once again reached the MLS Cup championship match, defeating the New York Red Bulls in the Eastern Conference Semifinal Series (1-0 on aggregate) and Chicago, 1-0 in the Revs' record-setting sixth consec-

utive Eastern Conference Championship match. At MLS Cup 2007, New England and Houston played the first-ever rematch of the previous year's final, with the Dynamo repeating the 2006 result and taking a 2-1 victory at RFK Stadium in Washington. Twellman scored his league-leading third playoff goal in the first half, but Houston struck twice in the second to repeat as champions.

2008

12-11-7 Overall

MLS Cup Playoffs

SuperLiga Champion

The Revolution reached the postseason for the seventh consecutive year with a third-place finish in the Eastern Conference, but an up-and-down campaign ended with a first-round playoff exit. Despite early-season injuries to Twellman and Ralston, the Revs soared to the top of the MLS standings with a 10-4-3 record through 17 games. During a month-long break from the league schedule in July, New England became the first MLS team to win SuperLiga, a feat that was capped by a remarkable victory over the Houston Dynamo in a penalty shootout in the competition's final on Aug. 5. However, fixture congestion and a rash of injuries slowed the Revolution late in the season, as the club went 2-7-4 during the final 13 games and slipped from first to third in the conference. For the fourth consecutive year, New England met the rival Chicago Fire in the playoffs - this time in the Eastern Conference Semifinals - but for the first time in that stretch, the Fire eliminated the Revs. A 3-0 aggregate loss in the two-game series ended the Revolution's season and snapped the club's record of six straight appearances in the conference final.

2009

11-10-9 Overall

MLS Cup Playoffs

Once again, the Revolution reached the playoffs, pushing the league's longest active streak to eight straight seasons. With Twellman still out because of injury, the Revs recorded just two wins in the first nine games of the season. Twellman returned for two games, both of which the Revs won, but was shelved for the rest of the season. New England advanced to the semifinals of SuperLiga 2009, falling to the Fire in the semifinals, and came out of the tournament hot, going 5-1-1 in the next seven league games to move up the East standings at the end of August. Despite winning just three games the rest of the season, the team advanced to the postseason on the heels of a 1-0 win on the road at Supporters Shield winner Columbus in the final game of the regular season. The Revs also extended their streak of meeting Chicago in the post-season, matching up against the Fire in the conference semifinals. After taking a 2-1 win at home in Game One, the Revs dropped a 2-0 decision on the road to bow out of the playoffs.

2010

9-16-5 Overall

SuperLiga runner-up

Shaped by retirements and ravaged by injuries for much of the 2010 season, the Revolution missed the MLS Cup Playoffs for the first time since 2001. Without key players like Jay Heaps (retired after 2009 season), Steve Ralston (left squad after 2009 season, returned mid-season and retired immediately), Matt Reis (offseason shoulder and knee surgeries), Taylor Twellman (concussion), Edgaras Jankauskas (series of injuries) and team captain Shalrie Joseph (series of strains, personal matters) for extended periods of time, New England registered just three wins in the 13 games leading up to the league's World Cup break in June. SuperLiga again proved to be a bright spot for the Revs, who advanced to the final but ultimately dropped a 2-1 decision to Mexican side Monarcas Morelia. Serbian forward Marko Perovic, who signed with the Revolution in late March, was joined in New England by countryman Ilija Stolica in late July. The pair left their mark on the latter part of the season, registering a goal and/or assist in five of the nine regular-season games following SuperLiga. Going 3-4-2 during that stretch, the Revs settled into sixth place in the Eastern Conference and failed to qualify for the postseason.



GILLETTE STADIUM

On May 11, 2002, Gillette Stadium opened its doors as the new home of the New England Revolution and has become one of the best home fields in all of Major League Soccer. With annual world-class soccer events staged at the facility, Gillette Stadium has also become the hub of soccer in the Northeast region.

Entering the 2011 season, the Revs have posted a 69-50-32 record (.563 winning percentage) in the confines of Gillette Stadium during the regular season, and a 9-1-4 postseason mark, including MLS Cup 2002 before 61,316 fans, an MLS Cup Playoffs attendance record.

The team's combined 76 victories in the regular season and postseason since the beginning of the 2002 season are tied for second in Major League Soccer. The Revs' nine home playoff wins are tied for the league lead with LA during that same time period.

On an international level, U.S. Soccer has enjoyed some of its greatest success on home turf at Gillette Stadium with the men's and women's national teams posting a combined 11-1-2 record at Gillette Stadium. On May 19, 2002, the U.S. Men's National Team played its final game on U.S. soil before the 2002 World Cup, facing European powerhouse, the Netherlands. On April 14, 2007, the U.S. women kicked off their final domestic tour before the 2007 Women's World Cup with a 5-0 victory over Mexico. Gillette Stadium has also hosted matches in the 2003, 2005, 2007 and 2009 CONCACAF Gold Cups with the U.S. men going undefeated (6-0-2) at the stadium in that span.

While the U.S. has seen great success in Foxborough - a 20-1-5 mark overall including matches at the former Foxboro Stadium - the facility has also hosted other world-class soccer events. On Sept. 12, 2007, the men's national teams of Brazil and Mexico played before a record crowd of 67,684 - the largest soccer crowd ever at the stadium and in New England. Other international powerhouses who have played at Gillette Stadium include Ireland and Bolivia.

Gillette Stadium has been the site of several memorable international club friendlies, including matches between European giants Barcelona and Juventus on Sunday, July 27, 2003; Chelsea and A.C. Milan on July 24, 2005, and most recently, A.C. Milan and Internazionale on July 26, 2009. Other international clubs that played at Gillette Stadium include Celtic FC, Sporting Lisbon, Benfica and Cruzeiro.

GILLETTE STADIUM QUICK FACTS

Cost	Approx. \$325 million
Financing	Privately financed
Capacity (MLS)	20,000 (expandable)
Capacity (Total)	68,756
Club seats	6,000+
Luxury suites	87 (800-2,700 sq. ft.)
Fidelity Investments Clubhouse	120,000 sq. ft.
Concourse width	up to 70 ft.
Concessions point of sale	500+
Permanent novelty stands	15
HD video screens	2 (South 42 ft. x 164 ft. & North 45 ft. x 100 ft.)
Stadium footprint	17.3 acres
Stadium area	1.9 million sq. ft.
Television monitors	1,000+
ATM Locations	8
Distance to downtown Boston	27.5 miles
Distance to downtown Providence	27 miles

Gillette Stadium's predecessor - Foxboro Stadium - helped begin the tradition of world-class soccer in the region. Foxboro Stadium hosted 10 U.S. Men's National Team games, where the U.S. posted a 7-0-3 all-time record. The town of Foxborough, between Foxboro Stadium and Gillette Stadium, has also played host to men's and women's World Cup Qualifiers, 1994 FIFA World Cup matches, 1999 and 2003 FIFA Women's World Cup matches, international friendly matches and Women's Gold Cup games since 1991.

FieldTurf was laid at Gillette Stadium at the conclusion of the 2006 season. Ahead of the 2010 season, Gillette Stadium was fitted with FIFA 2-star rated FieldTurf Duraspine PRO, making it the first facility in North America to install the new system.



The crowd of 67,684 watched as the men's national teams of Brazil and Mexico played at Gillette Stadium on Sept. 12, 2007. The attendance figure set a New England record for soccer, and eclipsed the previous stadium mark of 61,316 (MLS Cup 2002 on Oct. 20, 2002).

STADIUM REVOLUTION FIRSTS

Event	Date	Final Score	Note
Game	5/11/02	NE 2, DAL 0	Alt: 22,006
Win	5/11/02	NE 2, DAL 0	
Goal	5/11/02	NE 2, DAL 0	Taylor Iwellman (Franchino, Pineda Chacon), 6'
Shutout	5/11/02	NE 2, DAL 0	Juergen Sommer (six saves)
2-Goal Game	5/11/02	NE 2, DAL 0	Taylor Iwellman (6', 40')
Hat Trick (MLS)	5/19/02	CHI 3, NE 1	Ante Razov (34', 54', 73')
Hat Trick (NE)	9/07/02	NE 3, DC 0	Taylor Iwellman (63', 75', 90')
Playoff Game	9/26/02	NE 2, CHI 0	Eastern Conf. Semifinal Series, Gm. 1

TOP 20 ATTENDANCES IN FOXBOROUGH

(Revolution stand-alone games only**)

Date	Opponent	Attendance
1. 10/20/02	LA Galaxy	61,316
2. 8/30/08	LA Galaxy	39,256
3. 9/21/96	Columbus Crew	38,633
4. 9/20/97	MetroStars	36,273
5. 8/12/07	LA Galaxy	35,402
6. 4/27/96	D.C. United	32,864
7. 8/8/09	LA Galaxy	26,623
8. 6/14/97	D.C. United	26,313
9. 9/26/98	MetroStars	24,763
10. 8/22/98	LA Galaxy	24,143
11. 4/18/98	D.C. United	24,133
12. 8/3/97	San Jose Clash	22,673
13. 10/13/07	Columbus Crew	22,295
14. 5/11/02	Dallas Burn	22,006
15. 8/14/97	LA Galaxy	21,886
16. 7/12/97	KC Wizards	21,817
17. 9/12/97	Columbus Crew	21,619
18. 6/15/96	KC Wiz	21,407
19. 10/2/99	MetroStars	21,335
20. 6/5/99	Chicago Fire	21,313

TOP 20 OVERALL ATTENDANCES IN FOXBOROUGH

(All Revolution matches**)

Date	Opponent	Attendance	Notes
1. 10/20/02	LA Galaxy	61,316	MLS Cup 2002
2. 4/20/97	Tampa Bay Mutiny	57,407	DH: USMNT vs. Mexico (WCO)
3. 6/8/08	FC Dallas	54,045	DH: Brazil vs. Venezuela
4. 8/30/08	LA Galaxy	39,256	
5. 9/21/96	Columbus Crew	38,633	
6. 5/19/02	Chicago Fire	36,778	DH: USMNT vs. Netherlands
7. 9/20/97	MetroStars	36,273	
8. 9/12/98	Columbus Crew	35,462	DH: USWNT vs. Mexico
9. 8/12/07	LA Galaxy	35,402	
10. 7/12/03	NY/NJ MetroStars	33,652	DH: USMNT vs. El Salvador (GC)
11. 4/27/96	D.C. United	32,864	
12. 6/20/01	Colorado Rapids	31,211	DH: USMNT vs. Trinidad & Tobago (WCO)
13. 5/24/00	LA Galaxy	31,113	DH: Colombia vs. Benfica
14. 7/27/03	D.C. United	30,912	DH: Barcelona vs. Juventus
15. 9/4/99	Tampa Bay Mutiny	30,564	DH: USWNT vs. Ireland
16. 7/4/99	MetroStars	28,986	DH: China vs. Norway (WWC)
17. 6/3/01	MetroStars	28,623	DH: Benfica vs. Santa Clara
18. 8/8/09	LA Galaxy	26,623	
19. 6/14/97	D.C. United	26,313	
20. 9/4/04	San Jose Earthquakes	25,266	DH: USMNT vs. El Salvador (WCO)

** Matches listed include those played at both Foxboro Stadium (1996-2001) and Gillette Stadium (2002-present)
DH - doubleheader

MAJOR MATCHES HOSTED

MLS

October 6, 2002: Eastern Conference Champ., Gm. 1
NE 0 vs. CLB 0 OT
October 12, 2002: Eastern Conference Champ., Gm. 3
NE 2 vs. CLB 2 OT
October 20, 2002: MLS Cup 2002
NE 0 vs. LA 1 OT
November 6, 2005: Eastern Conference Championship
NE 1 vs. CHI 0
November 8, 2007: Eastern Conference Championship
NE 1 vs. CHI 0

REVOLUTION CLUB FRIENDLIES

May 19, 2004
NE 2 vs. Sporting Lisbon 1
July 19, 2006
NE 1 vs. Celtic FC 1
May 19, 2010
NE 0 vs. Benfica 4
June 13, 2010
NE 0 vs. Cruzeiro 3

U.S. MEN'S NATIONAL TEAM

May 19, 2002
USMNT 0 vs. Holland 2
July 12, 2003: GC
USMNT 2 vs. El Salvador 0
July 14, 2003: GC
USMNT 2 vs. Marlinique 0
July 19, 2003: GC
USMNT 5 vs. Cuba 0
June 2, 2004
USMNT 4 vs. Honduras 0
September 4, 2004: WCO
USMNT 2 vs. El Salvador 0
July 12, 2005: GC
USMNT 0 vs. Costa Rica 0
July 16, 2005: GC
USMNT 3 vs. Jamaica 1
October 12, 2005: WCO
USMNT 2 vs. Panama 0
June 12, 2007: GC
USMNT 4 vs. El Salvador 0
June 16, 2007: GC
USMNT 2 vs. Panama 1
July 11, 2009: CG
USMNT 2 vs. Haiti 2

U.S. WOMEN'S NATIONAL TEAM

October 1, 2003: WC
USWNT 1 vs. Norway 0
April 14, 2007
USWNT 5 vs. Mexico 0

INTERNATIONAL CLUB FRIENDLIES

July 27, 2003
Barcelona (ESP) 2 vs. Juventus (ITA) 2
July 24, 2005
Chelsea (ENG) 1 vs. AC Milan (ITA) 0
July 26, 2009
Internazionale (ITA) 2 vs. AC Milan (ITA) 0

INTERNATIONAL FRIENDLIES

May 26, 2007
Ireland 1 vs. Bolivia 1
September 12, 2007
Brazil 3 vs. Mexico 1
June 6, 2008
Brazil 0 vs. Venezuela 2





ROBERT K. KRAFT

Investor/Operator

Robert Kraft is the Founder, Chairman and CEO of The Kraft Group, based in Foxborough, Mass. The Kraft Group is the holding company of the Kraft

family's many businesses, with interests concentrated in six areas: manufacturing of paper and packaging, international distribution of forest products, sports and entertainment, real estate development, private equity investing and philanthropy.

Kraft is widely recognized as one of the most successful owners in professional sports. As Investor/Operator of the New England Revolution (Major League Soccer) and Chairman and CEO of the New England Patriots (National Football League), Kraft has helped change the culture of professional sports in New England by delivering nine conference titles and three league championships in the past 15 years. In addition to building two championship-driven franchises, Kraft has committed the resources necessary to create a world-class sports and entertainment complex with the privately-financed construction of Gillette Stadium as well as the development of Patriot Place.

Kraft's long-standing support of soccer in the United States dates back to his efforts in the early 1990s to secure Foxborough as one of the nine host venues for the 1994 FIFA World Cup. The success of the 1994 World Cup ushered in a new era in New England sports and on June 6, 1995, the Kraft family became the founding Investor/Operator of the Revolution, joining Major League Soccer for its inaugural season in 1996. Since then, the Krafts have hosted the MLS Cup championship game in Foxborough three times, including the 2002 final between the Revolution and the Los Angeles Galaxy, which was played in front of the largest crowd in MLS Cup history (61,316).

The United States' Men's and Women's National soccer teams have also enjoyed tremendous support from the Kraft family and soccer fans throughout New England. Since 1990, Foxborough has hosted 29 international matches involving U.S. teams at Foxboro Stadium (1990-2001) and Gillette Stadium (2002-present). The U.S. teams have enjoyed remarkable success in those games, compiling a combined record of 22-1-6. In addition to hosting games in the 1994 Men's World Cup, Foxborough was a host city for both the 1999 Women's World Cup and the 2003 Women's World Cup. In 1999, more than 50,000 fans watched the U.S. women defeat North Korea, 3-0, in the Women's World Cup.

Kraft is a lifelong New England sports fan who began attending Boston Patriots games during their infancy in the 1960s. When the franchise moved to Foxborough in 1971, he purchased season tickets for his family, an account he maintained for the next 23 years before purchasing the team in 1994.

The Kraft family has built the Patriots into one of professional sports' model organizations. Since purchasing the team in 1994, the Patriots have won more games (197),

including more playoff games (17), more conference championships (5) and more Super Bowls (3) than any other team in the NFL. The Patriots also own two records for the longest consecutive win streaks in NFL history with 21 straight victories (including playoff games) and 10 straight playoff wins. In the past decade, the Patriots have won more games (121) than any team during any 10-year period in NFL history.

Kraft began his business career with the Rand-Whitney Group, Inc. of Worcester, Mass., a company that converted paper into packaging for various industries. He later acquired the company. In 1972, he founded International Forest Products, a trader of paper commodities that now does business in more than 80 countries. Together, Rand-Whitney and International Forest Products comprise one of the largest privately-owned paper and packaging companies in the United States. The Kraft Group's holdings include the Rand-Whitney Group, Rand-Whitney Containerboard, International Forest Products, the New England Patriots, the New England Revolution, Gillette Stadium, Patriot Place and a portfolio of more than 30 private equity investments.

A native of Brookline, Mass., Kraft attended public schools before matriculating to Columbia on an academic scholarship. Upon graduation, he received a fellowship to Harvard Business School, where he earned a master's degree in business administration.

Kraft serves on the board of directors for Viacom. He is also on the executive committee of the Dana-Farber Cancer Institute, where he established the Robert K. Kraft Family Blood Donor Center. He is a trustee emeritus at Columbia and is a trustee of Boston College. He has also received honorary degrees from several colleges and universities. In 2006, Kraft was awarded the NCAA's highest honor when he received the Theodore Roosevelt Award, which is presented annually to a distinguished citizen of national reputation with outstanding accomplishments.

Over the past four decades, the Kraft family has been one of New England's most philanthropic families, donating tens of millions of dollars in support of local charities and civic affairs. The Krafts recently pledged \$20 million to Partners HealthCare to launch the Kraft Family National Center for Leadership and Training in Community Health, an initiative designed to improve access to quality healthcare at community health centers throughout New England. In Foxborough, a \$1 million donation by the Krafts helped fund the Kraft Family Center at the local branch of the YMCA, which was part of an expansion project that tripled the size of the center. The Kraft family also donated half a million dollars to the Greater Boston Food Bank to enhance the Kids Café program. Patriots Kids Cafés currently provide children with 160,000 nutritious meals per year.





JONATHAN A. KRAFT

Investor/Operator

Jonathan Kraft is the President of The Kraft Group, based in Foxborough, Mass. The Kraft Group is the holding company of the Kraft family's many business-

es, with interests concentrated in six areas: manufacturing of paper and packaging, international distribution of forest products, sports and entertainment, real estate development, private equity investing and philanthropy.

In its sports and entertainment division, The Kraft Group's holdings include the four-time conference champion New England Revolution and the three-time Super Bowl champion New England Patriots, as well as Gillette Stadium, the world-class venue that both franchises call home. Kraft oversees the operation of all three sports entities. As an Investor/Operator of the New England Revolution, Kraft has guided the organization from its infancy to its present position as one of the most successful and respected teams in Major League Soccer. In 1995, Kraft was involved in securing the Revolution as one of Major League Soccer's founding clubs and was principally responsible for bringing the MLS's inaugural championship game to New England in 1996. Since then, the Krafts have hosted two more MLS Cup championship games in Foxborough, including the 2002 final between the Revolution and the Los Angeles Galaxy, which was played in front of the largest crowd in MLS Cup history.

As the President of the Patriots, Kraft has been the day-to-day driving force behind the rebuilding and rebranding of the franchise since 1994, bringing long-overdue stability to the once wayward organization. It has been a remarkable transformation, as the Patriots have evolved from worst to first in many categories, both on and off the field. Over the past 17 seasons, the Patriots have won more Super Bowls (3), more overall games (197) and with more consistency (.661 winning percentage) than any other team in the NFL. The Patriots also set NFL records for the longest consecutive win streaks overall (21 games, including the playoffs) and in the postseason (10 games). In the past 10 seasons, the Patriots have won more games (121) than any other team in any 10-year period in NFL history.

In 1999, Kraft developed the creative private-financing strategy to gain approval for the construction of Gillette Stadium. Throughout the stadium initiative, no one was more involved in each phase of the project, including the planning, construction, opening and on-going operation and develop-

ment of Gillette Stadium. Kraft worked closely with stadium designers to create a world-class sports and entertainment facility that would highlight features indigenous to New England. His team delivered on the promise of a fan-friendly facility, on time and under budget.

Kraft and the project team also drew praise for innovative environmental practices. In June of 2001, the Environmental Business Council presented The Kraft Group with the Environmental Award for Corporate Leadership. In May of 2002, The Kraft Group received New England's Environmental Merit Award from the U.S. Environmental Protection Agency for the development and construction of Gillette Stadium.

On May 11, 2002, the Krafts opened Gillette Stadium, now known as one of the world's premier sports and entertainment facilities, with a match between the New England Revolution and the Dallas Burn. One week later, the U.S. Men's National Team made its first appearance at Gillette Stadium. On Oct. 20, 2002, MLS Cup returned to Foxborough for the third time in seven years, with the Revolution vying for the league's top honors in front of an MLS Cup record crowd of 61,316 fans.

A Williams College graduate, Kraft also earned an MBA from Harvard Business School. He is on the board of directors for several organizations, including the Children's Hospital Trust and Pop Warner Little Scholars, Inc. He is also currently serving as a member of the Overseers' Committee to Visit Harvard Business School and as a member of the board of trustees at Massachusetts General Hospital, Williams College and the Belmont Hill School.

Kraft is active in youth athletics, coaching Pop Warner football, youth soccer and Little League baseball in the greater Boston area. In 2006, he was the recipient of the Warner Award, named after Glenn S. "Pop" Warner. The award is presented annually and is considered Pop Warner's highest honor.

Kraft and his wife, Patti, have three children.





**SUNIL
GULATI**
President,
Kraft Soccer LLC

One of the most experienced soccer executives in the United States, Sunil Gulati has more than 30 years of experience at all levels of soccer in America and has helped the sport rise to new heights.

In addition to his role as President of the U.S. Soccer Federation, Gulati is in his ninth year as President of the New England Revolution (Kraft Soccer, LLC), following a three-year term as Managing Director. He came to the Revolution after serving as Major League Soccer's Deputy Commissioner from its launch until 1999. In his role with the Revolution, Gulati oversees and advises on every aspect of the soccer organization, including the club's technical and business affairs.

The native of Allahabad, India, has played an important role in the development of U.S. Soccer since the early 1980s and has been intimately involved in the rise of the U.S. National Teams to prominence. Gulati continues his mission of improving soccer in the United States by taking an active approach on improving the structure and development of the sport in the country, while also reaching out to broaden the organization's relationships within the international community.

He served as U.S. Soccer's Executive Vice President from 2000 to 2006 before stepping into his role as President. He was re-elected as President of U.S. Soccer in 2010. He has held numerous other positions for U.S. Soccer, including Managing Director of National Teams.

Under his watch, the U.S. Men's, Women's and Youth National Teams have earned considerable success in the past three years. In non-team initiatives, Gulati started a well-received international relations program that saw players and coaches traveling around the world with an educational message, and led the way in U.S. Soccer's first-ever hiring of full-time referees to enhance high-level performance, training and development opportunities for the sport's elite officials in the United States.

Gulati is a member of the CONCACAF Executive Committee and represents U.S. Soccer as Chairman of CONCACAF's National Team Competitions Committee. At the FIFA level, Gulati serves on the FIFA Confederations Cup Committee as well as the FIFA Ticketing Subcommittee. Additionally, Gulati served on the Board of Directors of FIFA Women's World Cup USA 1999 and 2003, and is currently a member of the Board for the U.S. Soccer Foundation.

He was also the original Managing Director of U.S. Soccer's Project 2010 and served as Chairman of both U.S. Cup '92 and U.S. Cup '93, two events that helped showcase U.S. Soccer's rise and prepare the federation for the upcoming 1994 FIFA World Cup, for which he was also a member of the organizing group's Board of Directors. Additionally, Gulati served on the Board of Directors of FIFA Women's World Cup USA 1999 and 2003.

Gulati graduated Magna Cum Laude from Bucknell University and earned his M.A. and M. Phil. in Economics at Columbia University. He served on the Columbia Economics Faculty from 1986 to 1990 before joining the World Bank through its Young Professionals Program in 1991 and serving as a country economist for the emerging country of Moldova.

Gulati, 51 and his wife, Marcela, have one son, Emilio, and one daughter, Sofia. They live in New York City.



**BRIAN
BILELLO**
Chief Operating
Officer

Brian Bilello is in his sixth season as the Chief Operating Officer of the New England Revolution, a position to which he was appointed in April 2006. Prior to that, he served the Revolution, Patriots and Gillette Stadium in a variety of operational and strategic roles.

As Chief Operating Officer, Bilello oversees all aspects of the team's business operations, including sales, marketing, communications, marketing, broadcasting, special events and operations. He also has guided the team's strategic vision and its long-term growth plan. His key focus is cultivating new soccer fans - specifically Revolution and Major League Soccer fans - in the New England area, while offering the highest level of service to existing fans.

Bilello has represented the Revolution on the MLS Board of Governors, and was also a member of the MLS Business Development Committee, where he helped drive MLS policies relating to the League's inclusive broadcasting packages - both national and regional - jersey sponsorships, stadium commerce and retail operations, among many initiatives.

Bilello joined the organization in 2003 as Director of Quality and Operational Control, where he worked to improve the fan experience across all areas of Gillette Stadium. Since then, he has run both the concessions and retail operations, and has provided strategic advice to the Kraft Family on a number of issues related to their sports ventures, in particular, MLS and the Revolution. In addition to his role with the Revolution, Bilello also works on other aspects of The Kraft Group's operations, including but not limited to the New England Patriots, Gillette Stadium, Patriot Place and other new business ventures.

Prior to working with The Kraft Sports Group, Bilello was a management consultant at Bain & Company in the company's San Francisco and Boston offices. Bilello worked with clients in the retail, consumer products and entertainment industries.

An avid soccer enthusiast, Bilello played varsity soccer at MIT, where he studied engineering and economics. Before joining the organization's staff, Bilello was a Revolution season ticket holder and enjoys his work with the club's most passionate fans.

Bilello lives in southern Massachusetts with his wife, Vanessa, and two young daughters, Samantha and Madison, and continues to play organized soccer in his free time.





MICHAEL BURNS

Vice President,
Player Personnel

Michael Burns is in his seventh season with the New England Revolution, and his fourth as the Vice President of Player Personnel. The former Revs defender and team captain returned to the club at the start of the 2005 season as the Director of Soccer before earning his promotion at the beginning of the 2008 season.

In his current role, Burns oversees the technical staff on all aspects of the club, including on-field performance, administration, player development and team operations and player and staff personnel decisions. He also oversees the team's youth development program, which was established in 2008, and its integration into the first team.

A true New England soccer legend, Burns was born and raised in nearby Marlborough, and was the Massachusetts High School Player of the Year in 1987 following his senior season at Marlborough High School. After a standout career at Hartwick College (1988-91), Burns became a regular for the U.S. National Team, earning 75 caps and starting two games for the U.S. in the 1998 FIFA World Cup. He was also a member of the 1994 U.S. World Cup squad.

Burns was the first player in U.S. Soccer history to represent the United States at every level of FIFA-sanctioned tournaments: Under-16 World Cup (Canada 1987), Under-20 World Cup (Saudi Arabia 1989), Olympic Games (Barcelona 1992) and World Cup (United States 1994, France 1998).

Burns was allocated to the Revolution in 1995 at the inception of MLS and he played for - and captained - New England from 1996-2000, before finishing his playing career with the San Jose Earthquakes and the Kansas City Wizards. Burns also played for Viborg in the Super League in Denmark in 1995 before joining MLS.

In addition to his day-to-day duties with the Revolution, Burns serves on U.S. Soccer's Referee Committee, MLS' Technical Committee, MLS' Combine Committee and MLS' working group on officiating. Prior to his appointment to his current post with the Revolution, Burns served on the MLS Disciplinary Committee, and was also a member of U.S. Soccer's Board of Directors and the U.S. Soccer Athlete Counsel.

Burns holds a USSF "A" coaching license. He also is a member of the Board of Directors of the Boys and Girls Club of MetroWest that includes Marlborough, Hudson and Framingham.

Burns lives in the suburbs west of Boston with his wife, Jen, and their three children: Kayla (11), Trevor (9) and Garrett (5).



CRAIG TORNBERG

Vice President,
Business Development

Craig Tornberg is in his 16th season with the New England Revolution, making him one of the club's longest-tenured employees, having joined the organization after the launch of Major League Soccer in 1995. Tornberg has more than 30 years of sales, marketing, management and entrepreneurial experience, including extensive work at all levels of soccer in this country.

As Vice President of Business Development for the Revolution, Tornberg generates and cultivates new business opportunities for the organization, and manages international events and special soccer projects at Gillette Stadium. Previously, from 2004-2008, he was the club's General Manager.

As General Manager, Tornberg developed and maintained many of the relationships between the club and New England's ethnic communities and was honored extensively for his commitment to the Spanish- and Portuguese-speaking communities in the region. Tornberg has been the only sports executive to be named to *El Planeta* newspaper's list of 100 most influential people in the New England Hispanic community in each of the last six years. In 2005, Tornberg was honored at the Massachusetts State House for his efforts within the Caribbean-American community.

Tornberg also pioneered corporate sponsorship of the team's preseason team training tours, arranging relationships to bring the team to Brazil, Bermuda, Costa Rica, Mexico, Ecuador, the Azores and several domestic locations. Through these relationships, he has arranged many international club friendlies at Gillette Stadium.

With the League's launch in 1996, Tornberg's sales efforts established some of the highest ticket sales numbers in MLS history. He was the recipient of several league awards including the 2000 Salesperson of the Year and 2001 Top Group Sales Executive.

Tornberg serves on the Board of Directors of America SCORES New England and Project GOAL, two youth soccer and literacy after-school programs. He also serves on several non-profit organizations committees and is a frequently requested speaker at schools and functions.

Tornberg and his wife, Elena, live north of Boston. He has three children: Stephanie, Jordi and Paolo.



NEW ENGLAND REVOLUTION

TEAM STAFF



EVAN ALLEN
Assistant Athletic Trainer



DEVAN APAJEE
*Director of Revolution Academy
& Assistant Coach, Under-18s*



JACQUELYN BENE
Customer Service Manager



JON BENGSTON
Field Superintendant



BRANDY BERCIER
Account Executive



RON BOWER
Account Executive



SARAH BOYCE
Ticket Office Manager



MARK BRIGGS
COO, Team Ops



TAVIS CABRAL
Customer Service Representative



BRIAN CHERRY
Stadium Operations Manager



DAN COLLINS
Account Executive



KEVIN COLLINS
Broadcast and Entertainment Coordinator



CATHAL CONLON
Director of Marketing



JASON DALRYMPLE
Digital Content Manager



DWIGHT DARIAN
Director of Creative Services



MIKE DRESSLER
Group Sales Manager



ROB DUDLEY
Equipment Manager



JASON DVORKIN
Director of Stadium Entertainment



BRAD FELDMAN
Supervising Producer



JEN FERRON
*Sr. Vice President,
Kraft Sports Group*



TIM FRANCIS
Account Executive



JOHN FREDERICK
Head Coach, Under-18s



GARY HALL
Assistant Coach, Under-16s



RACHEL HANSEN
Account Executive



JENNIFER HARVEY
Marketing Manager





MARY RUTH HUGHEY
Director of Ticket Operations



PIERREPONT JOHNSON
Inside Sales Representative



BRITTANY JOSSELYN
Customer Service Representative



ALEX KANTOR
Communications Coordinator



NICK KROPELIN
Soccer Operations Manager



SEAN KUPPEC
Head Athletic Trainer



JEFF LEMIEUX
Staff Writer & Online Host



KYLE LINDSEY
Account Executive



ROSS MEHALKO
Customer Service Representative



JAMES MULLINS
Director of Ticket Sales



JIM NOLAN
*Sr. Vice President,
Kraft Sports Group*



PAUL PHELPS
Account Executive



RICHARD POWELL
Account Executive



CAIT RAMSAY
Customer Service Representative



JAMIE REILLY
Account Executive



EDDIE ROSS
Package Sales Manager



STEVE SANDS
Soccer Operations Coordinator



BRYAN SCALES
Director of Youth Development



MICHAEL SHUMSKER
Account Executive



KARL SPRATT
Youth Goalkeepers Coach



ROB STURM
Stadium Operations Manager



LIZZ SUMMERS
Director of Communications



MISSY WADE
Communications Coordinator



JAY WILSON
Account Executive



JEFF WROBLEWSKI
Digital Content Assistant



REVOLUTION STAFF

CLUB EXECUTIVES

Sunil Gulati	President
Brian Bilelo	Chief Operating Officer
Michael Burns	Vice President, Player Personnel
Craig Tomberg	Vice President, Business Development

SOCCER STAFF

Steve Nicol	Head Coach
Stephen Myles	Assistant Coach
TBA	Assistant Coach
Remi Roy	Goalkeepers Coach
Nick Kropeln	Soccer Operations Manager
Steve Sands	Soccer Operations Coordinator
Rob Dudley	Equipment Manager

MEDICAL STAFF

Sean Kupiec	Head Athletic Trainer
Evan Allen	Assistant Athletic Trainer
Glenn O'Connor	Massage Therapist

BROADCASTING

Brad Feldman	Supervising Producer/Play-by-Play
Jay Heaps	Color Analyst
Damon Amendolara	Sideline Reporter

COMMUNICATIONS

Liz Summers	Director, Communications
Alex Kantor	Communications Coordinator
Missy Wade	Communications Coordinator
David Silverman	Team Photographer

DIGITAL

Jason Dalrymple	Digital Content Manager
Jeff Lomieux	Staff Writer & Online Host
Jeff Wroblewski	Digital Content Assistant

MARKETING, REVOLUTION

Cathal Conlon	Director, Marketing
Jennifer Harvey	Marketing Manager
TBA	Marketing Coordinator

TICKET SALES & SERVICE

James Mullins	Director of Ticket Sales
Jacquelyn Bene	Customer Service Manager
Mike Dressler	Group Sales Manager
Eddie Ross	Package Sales Manager
Tavis Cabral	Customer Service Representative
Brittany Josselyn	Customer Service Representative
Ross Mehalko	Customer Service Representative
Caill Ramsay	Customer Service Representative
Brandy Bercler	Account Executive
Ron Bower	Account Executive
Dan Collins	Account Executive
Tim Francis	Account Executive
Rachel Hansen	Account Executive
Kyle Lindsay	Account Executive
Paul Phelps	Account Executive
Richard Powell	Account Executive
Jamie Reilly	Account Executive
Michael Shumsker	Account Executive
Jay Wilson	Account Executive
Pierrepoint Johnson	Inside Sales Representative

YOUTH DEVELOPMENT

Bryan Scates	Director, Youth Development // Head Coach, Under-16s
Deven Apajee	Assistant Coach, Under-18s // Revolution Academy Director
John Frederick	Head Coach, Under-18s
Gary Hall	Assistant Coach, Under-16s
Karl Spratt	Goalkeepers Coach
Ross Duncan	Revolution Academy Staff

KRAFT SPORTS GROUP

OWNERSHIP & BOARD OF DIRECTORS

Robert K. Kraft	
Myra Kraft	
Jonathan A. Kraft	
Daniel Kraft	
Josh Kraft	
David Kraft	

KRAFT SPORTS GROUP

Tracy Fiore	Executive Assistant to the President
Kim Healey	Executive Assistant to the Chairman and CEO
Al Labelle	Chief of Staff to the Chairman and CEO Term
Kristen Collasuanno	Executive Assistant to the Chairman and CEO
Robyn Glaser	Senior Advisor
Amelia Self	Administrative Assistant
Ann Thompson	Exec. Asst. to the President of the NE Patriots Charitable Foundation
Gabrielle Vigue	Executive Assistant

CORPORATE AND COMMUNITY AFFAIRS

Myra Kraft	President of the New England Patriots Charitable Foundation
Josh Kraft	President of the New England Patriots Charitable Foundation
Andre Tippett	Executive Director of Community Affairs

CORPORATE SALES

Murray Kohl	Vice President of Corporate Sponsorships
David Pearlstein	Vice President of Corporate Relationships
Jon Levy	Director of Sales
Joe Mariani	Director of Sales
Brian Oates	Director of Sales

FINANCE

Jim Wilson	Vice President, Finance
------------	-------------------------

FOOD AND BEVERAGE

David Wheeler	Vice President Food and Beverage
Brad Ozardem	Executive Chef
Gretchen Melitzer	Director of Catering

HUMAN RESOURCES

Robin Boudreau	Vice President, Human Resources
----------------	---------------------------------

INFORMATION TECHNOLOGY

Pat Curley	Vice President, IT
Scott Harrington	IT Operations, Infrastructure & Security Director

KRAFT SPORTS PRODUCTION & CREATIVE SERVICES

Fred Kirsch	Publisher and Vice President of Content
Matt Smith	Executive Producer
Dave Mondillo	Director & Supervising Producer
Dwight Darian	Director of Creative Services
Jason Dworkin	Director of Event Presentation
Jana-Lynne Gauthier	Director of Digital Services
Michelle Mulse	Art Director

LEGAL

Jim Cobery	Kraft Group General Council
------------	-----------------------------

MARKETING OPERATIONS

Jennifer Petron	Sr. Vice President of Marketing & Brand Development
Jessica Gelman	Vice President of Customer Marketing & Strategy
Brian Homs	Director of Brand Management
Gail Titus	Director of Customer and Sponsor Services

MEDIA & COMMUNITY RELATIONS

Stacey James	Vice President, Media & Community Relations
Jeff Cournoyer	Director, Corporate Communications
Aaron Salkin	Director, Media Relations

OPERATIONS

Jim Nolan	Sr. Vice President of Operations, Finance and Administration
Matt Briggs	Chief Operating Officer of TeamOps
Dan Murphy	Vice President of Business Development and External Affairs
Jon Bengston	Field Superintendent
Matt Piekarski	Director of Parking

RETAIL OPERATIONS

Ken Flinders	Director of Supply Chain Management
--------------	-------------------------------------

TICKET OPERATIONS

Maryruth Hughey	Director of Ticket Operation
-----------------	------------------------------



REVOLUTION UNIFORM HISTORY

1996



2004



1997



2005



1998



2006



1999



2007



2000



2008



2001



2009



2002



2010



2003



2011





Rev up your appetite.

Proud sponsor of the New England Revolution.™

©2011 McDonald's. At participating McDonald's.



2011-2012 SEASON

FORT

ALPHABETICAL ROSTER

#	PLAYER	POS	HT	WT	BIRTHDATE	HOMETOWN	COLLEGE	STATUS
30	Kevin Alston	DEF	5-8	160	05/05/1988	Silver Spring, Md.	Indiana	
25	Darius Barnes	DEF	6-1	175	12/24/1986	Raleigh, N.C.	Duke	
45	Ryan Cochrane	DEF	6-1	180	08/08/1983	Portland, Ore.	Santa Clara	
2	Franco Coria	DEF	6-0	170	07/08/1988	Buenos Aires, Argentina		INTL
6	Ousmane Dabo	MID	6-0	160	02/08/1977	Mayenne, France		INTL
3	Didier Domi	DEF	5-11	160	05/02/1978	Sarcelles, France		INTL
11	Kheli Dube	FWD	5-11	155	06/18/1983	Bulawayo, Zimbabwe	Coastal Carolina	
14	Diego Fagundez	M/F	5-8	125	02/14/1995	Leominster, Mass.		HG/INTL
21	Shalrie Joseph	MID	6-3	185	05/24/1978	Brooklyn, N.Y.	St. John's (NY)	
7	Kenny Mansally	F/M	5-10	160	01/27/1989	Banjul, Gambia		
26	Stephen McCarthy	MID	6-4	185	07/21/1988	Dallas, Texas	North Carolina	
17	Sainey Nyassi	MID	5-8	145	01/31/1989	Bwiam, Gambia		INTL
29	Marko Perovic	MID	6-1	165	01/11/1984	Pristina, Serbia		INTL
28	Pat Phelan	MID	6-0	185	01/16/1985	Enfield, Conn.	Wake Forest	
1	Matt Reis	GK	6-1	200	03/28/1975	Mission Viejo, Calif.	UCLA	
15	Zack Schillawski	FWD	5-10	165	04/15/1987	Cary, N.C.	Wake Forest	
34	Bobby Shuttleworth	GK	6-2	195	05/13/1987	Tonawanda, N.Y.	Buffalo	
27	Seth Sinovic	DEF	5-9	170	01/28/1987	Leawood, Kan.	Creighton	
5	A.J. Soares	DEF	6-0	170	11/28/1988	Solana Beach, Calif.	California	
9	Ilija Stolica	FWD	6-1	185	07/07/1979	Belgrade, Serbia		INTL
8	Chris Tierney	D/M	6-0	170	01/09/1986	Wellesley, Mass.	Virginia	

NUMERICAL ROSTER

#	PLAYER	POS	PRONUNCIATION	PLACE OF BIRTH	LAST TEAM
1	Matt Reis	GK	REESE	Atlanta, Ga.	Los Angeles (MLS)
2	Franco Coria	DEF	FRAHN-coe core-EE-uh	Sheets, Argentina	Chacarita Juniors (ARG)
3	Didier Domi	DEF	DID-ee-ay DOE-mee	Sarcelles, France	Olympiacos (GRE)
5	A.J. Soares	DEF	SORES	San Diego, Calif.	California
6	Ousmane Dabo	MID	OOSE-mahn DAH-boe	Laval, France	Lazio (ITA)
7	Kenny Mansally	F/M	man-SAL-lee	Banjul, Gambia	Real de Banjul (GAM)
8	Chris Tierney	D/M	TEER-nee	Wellesley, Mass.	Virginia
9	Ilija Stolica	FWD	EEL-ee-uh STOLL-ick-uh	Belgrade, Yugoslavia	FC Budocnost (MNE)
11	Kheli Dube	FWD	Kelly do-BAY	Bulawayo, Zimbabwe	Coastal Carolina
14	Diego Fagundez	M/F	dee-A-go fuh-GOON-des	Montevideo, Uruguay	Revolution Under-16s
15	Zack Schillawski	FWD	sha-LAW-ski	Raleigh, N.C.	Wake Forest
17	Sainey Nyassi	MID	SAIN-nee ny-AH-see	Bwiam, Gambia	Ports Authority FC (GAM)
21	Shalrie Joseph	MID	shall-REE	Saint George, Grenada	N.Y. Freedoms (USL)
25	Darius Barnes	DEF	DARE-ee-us	Raleigh, N.C.	Duke
26	Stephen McCarthy	MID		Honolulu, Hawaii	North Carolina
27	Seth Sinovic	DEF	sin-OH-vick	Kansas City, Mo.	Creighton
28	Pat Phelan	MID	FAY-lin	Houston, Texas	Toronto FC (MLS)
29	Marko Perovic	MID	PEAR-oh-vich	Pristina, Yugoslavia	FC Basel (SUI)
30	Kevin Alston	DEF	ALL-stun	Washington, D.C.	Indiana
34	Bobby Shuttleworth	GK		Tonawanda, N.Y.	Austin Aztex (USL)
45	Ryan Cochrane	DEF	COCK-ran	Portland, Ore.	Houston Dynamo (MLS)

(Rosters include all players signed to play for the club as of March 1, 2011. Unsigned draft picks are not included.)



2011 REVOLUTION



#30
KEVIN ALSTON
Defender



#25
DARRIUS BARNES
Defender



#33
ZAK BOGGS
Midfielder/Forward



#45
RYAN COCHRANE
Defender



#2
FRANCO CORIA
Defender



#6
OUSMANE DABO
Midfielder



#3
DIDIER DOMI
Defender



#11
KHELI DUBE
Forward



#14
DIEGO FAGUNDEZ
Midfielder/Forward



#21
SHALRIE JOSEPH
Midfielder



#7
KENNY MANSALLY
Midfielder/Forward




#26
STEPHEN MCCARTHY
Midfielder



#40
TIM MURRAY
Goalkeeper



#17
SAINEI NYASSI
Midfielder



#29
MARKO PEROVIC
Midfielder



#28
PAT PHELAN
Midfielder



#1
MATT REIS
Goalkeeper



#15
ZACK SCHILAWSKI
Forward



#34
BOBBY SHUTTLEWORTH
Goalkeeper



#27
SETH SINOVIC
Defender



#5
A.J. SOARES
Defender



#9
ILIJA STOLICA
Forward



#8
CHRIS TIERNEY
Midfielder/Defender



Head Coach
STEVE NICOL



Assistant Coach
STEPHEN MYLES



Goalkeepers Coach
REMI ROY



HOW THE TEAM WAS BUILT

2011
REVOLUTION

YEAR	MLS SUPERDRAFT	MLS SUPPLEMENTAL DRAFT	MLS RE-ENTRY PROCESS	TRADES	OFF-SEASON SIGNINGS	MID-SEASON SIGNINGS
2002	Shalrie Joseph (2nd Rd.)*					
2003				Matt Reis (LA)	Shalrie Joseph*	
2007						Kenny Mansally Salney Nyassi (INT)
2008		Khalil Dube (1st Rd.) Chris Tierney (2nd Rd.)		Pat Phelan (TFC)		
2009	Kevin Alston (1st Rd.) (GA) Darius Barnes (3rd Rd.)					Bobby Shuttleworth
2010	Zack Schilawski (1st Rd.) Seth Sirovic (2nd Rd.) Zak Boggs (2nd Rd.)					Tim Murray Marko Perovic (INT) Ilija Stolica (INT)
2011	A.J. Soares (1st Rd.) Stephen McCarthy (2nd Rd.) Steven Perry (3rd Rd.) Ryan Kinne (3rd Rd.) Alan Kogut (3rd Rd.)	Hunter Christiansen (1st Rd.) Fernando Cabedias (2nd Rd.) Andrew Sousa (3rd Rd.)	Ryan Cochrane (Stage 2, 1st Rd.)		Franco Coria (INT) Ousmane Dabo (INT) Didier Domi (INT) Diego Fagundes (HG, INT)	

* Shalrie Joseph was drafted by the Revolution in the 2002 MLS SuperDraft, but played the 2002 season with the New York Freedoms (D3-Pro League). Joseph signed with the Revs prior to the 2003 season.
(INTL) International player (HG) Home Grown player





**STEVE
NICOL**
Head Coach

Now in his 10th season at the helm of the Revolution, Steve Nicol is the longest-tenured coach in Major League Soccer and is regarded as one of the top tacticians and evaluators of soccer talent in this country. His 107 career victories entering the 2011 season have eclipsed the combined win total (73) of the previous four head coaches in Revolution club history.

Nicol was named head coach of the team on Nov. 6, 2002, after serving as the interim head coach for the final 21 games of the 2002 regular season and the postseason. He has manned the Revolution's first team since that time and holds the MLS record for longest coaching tenure (nine seasons and counting) with a single club.

From 2002 through 2008, Nicol guided the club to the MLS Cup Playoffs in every season, including six consecutive Eastern Conference Championship games - an MLS record - between 2002 and 2007, and has four times led the team to MLS Cup (2002, 2005, 2006 & 2007). The Revs are one of just three MLS clubs to return to MLS Cup in back-to-back seasons. Nicol is the only coach in league history to bring the same team to the playoffs in eight consecutive seasons, and

the Revs' eight-year postseason run is the league's second longest in history.

Nicol's hiring marked yet another impressive accomplishment in the Scotland native's distinguished career. During his playing days, Nicol, 48, gained worldwide fame while playing for Liverpool FC in England's top division before moving on to play for Notts County, West Bromwich Albion, Sheffield Wednesday and Doncaster Rovers.

Nicol, who was born in Troon, Scotland, began his pro career at the age of 18 with Ayr United before being signed by Liverpool in 1981. At the time, his £300,000 transfer fee was the Ayr United club record.

While with Liverpool, Nicol made 467 appearances as a defender and midfielder and scored 46 goals. He was at the heart of a Liverpool side that won four English League Titles, three FA Cup Titles and the 1984 European Cup. In 1989, his importance to the team was honored when Britain's soccer writers named him Footballer of the Year. Between 1984 and 1992 Nicol appeared 27 times for the Scottish National Team, and started for his country at the 1986 World Cup in Mexico.

Nicol's coaching career began in 1995 when he was named player/manager at Notts County. Four years later, he arrived in New England as a player/assistant coach with the Boston Bulldogs. In September 1999, he joined the Revs as interim coach for the final two games of the season, both Revolution victories. He returned to the Bulldogs as a player/coach for the 2000 and 2001 seasons before re-joining the Revs as an assistant coach prior to the 2002 campaign.

Nicol was named the 2002 MLS Coach of the Year after leading the Revolution to MLS Cup, played before a record crowd at the new Gillette Stadium. In 2003 and 2004, he led the Revs to return trips to the conference final, falling in overtime and penalty kicks, respectively. He coached the Revs to his second MLS Cup final in 2005, after winning the Eastern Conference Championship with New England for a second time. Since 2005, Nicol has guided the Revs back to MLS Cup with two more Eastern Conference Championship titles and helped the team set the MLS record for consecutive appearances in the conference championship with six (2002-07).

Nicol was also honored for his coaching excellence in August 2005, when he was chosen to lead the MLS Select XI against Real Madrid at the Santiago Bernabeu Stadium. Nicol added to his coaching honors when he led the 2007 MLS All-Stars to a victory over Scottish giant Celtic FC in the 2007 Sierra Mist All-Star Game. In 2008, Nicol extended MLS' winning streak against foreign competition in the All-Star Game, when his all-star squad topped West Ham United, 3-2.

Nicol holds a USSF "A" coaching license. In addition to his coaching duties, Nicol is also a guest analyst for ESPN International and ESPN's weekly "Press Pass" show.

Nicol resides in the western suburbs of Boston with his wife, Eleanor. The couple has two adult children, Michael and Katy, and one grandson, Patrick.

NICOL YEAR-BY-YEAR MLS COACHING CAREER

REGULAR SEASON

Year	Team	W	L	T	Pct.
1999	Revolution	2	0	0	1.000
2002	Revolution	10	10	1	.500
2003	Revolution	12	9	9	.550
2004	Revolution	8	13	9	.417
2005	Revolution	17	7	8	.708
2006	Revolution	12	8	12	.563
2007	Revolution	14	8	8	.600
2008	Revolution	12	11	7	.517
2009	Revolution	11	10	9	.517
2010	Revolution	9	16	5	.383
Regular-Season Totals		107	92	68	.528

POSTSEASON RECORD

Year	Finish	W	L	T	Pct.
2002	MLS Cup Final	3	2	2	.571
2003	Eastern Conference Final	1	1	1	.500
2004	Eastern Conference Final	1	0	2	.500
2005	MLS Cup Final	2	2	0	.500
2006	MLS Cup Final	2	1	1	.625
2007	MLS Cup Final	2	1	1	.625
2008	Eastern Conference Semifinals	0	1	1	.250
2009	Eastern Conference Semifinals	1	1	0	.500
Playoff Totals		12	9	8	.552

ACCOMPLISHMENTS & HONORS: 2002 MLS Coach of the Year, 2005 MLS Select Team Head Coach against Real Madrid, 2007 MLS All-Star Team Coach, 2008 MLS All-Star Team Coach





STEPHEN MYLES

Assistant Coach

Stephen Myles is in his second season with the Revolution as the team's primary assistant coach, having joined the coaching staff in February 2010.

Myles, 50, came to the Revolution from the David Beckham Academy in Los Angeles, where he was the assistant director of competition since 2005. He also spent the 2008 and 2009 seasons coaching the LA Galaxy's Under-16 team in the club's youth development academy. Myles' other previous coaching experience in the U.S. includes stints as the director of coaching with the Santa Anita Soccer Club, assistant coach with the San Jose Cyberrays (WUSA) and director of coaching for the Tulsa Thunder youth program.

In his native England, Myles spent nine years progressing through the coaching ranks of his hometown Sheffield United. He began his time with the Blades in 1991 as the head coach of the Under-14 and Under-16 teams before being promoted to director of the team's academy program (Under-9s through Under-16s) in 1992. In 1995, he took over as youth team (Under-18) coach, winning two premier youth league titles. Myles became the coach of the reserve team in 1998 before helping coach Sheffield United's first team as an assistant caretaker head coach during the 1999-2000 season. Following his tenure with Sheffield United, Myles had a short spell as an academy coach with Barnsley FC before relocating to Tulsa, Okla.

A former professional player himself, Myles' 15-year career included stints with five English clubs, but was highlighted by a 10-year stay with Frickley Athletic Football Club from 1982 to 1992. He also spent time with Chesterfield, Scarborough and Boston United before finishing his playing career at Sheffield United, where he originally began his playing career in the club's schoolboy program.

He holds a UEFA "A" coaching license.

Myles and his wife, Pauline, reside south of Boston. The couple has two adult daughters.



REMI ROY

Goalkeepers Coach

Remi Roy is in his second season as the goalkeepers coach of the New England Revolution after joining the coaching staff in 2010.

Roy joined the Revolution after 10 years as the assistant coach/goalkeepers coach for both the men's and women's soccer teams at the University of Mobile (Ala.), his alma mater. During his tenure in Mobile, Roy was also a member of the Region III goalkeeping staff since 2003, and head coach for the Port City Futbol Club, where he also served as the academy's director. Additionally, Roy served as the Puerto Rico National Team's goalkeepers coach in its preparations for the 2010 FIFA World Cup.

In addition to his various coaching positions, Roy simultaneously spent five years as a player-coach in the United Soccer League (USL) with the Syracuse Salty Dogs (2003) and the Virginia Beach Mariners (2004-07).

A native of New Brunswick, Canada, Roy played collegiately at the University of Mobile from 1997-99. In his final season in 1999, Roy garnered all-conference, all-region and All-America honors. Roy also played five seasons in the Premier Development League (PDL).

Roy holds a USSF "A" License and Level I and II NSCAA Goalkeeping Licenses.

A native of Peter Rocher, New Brunswick, Canada, Roy is single and lives south of Boston.





**NICK
KROPELIN**
Soccer Operations
Manager

Nick Kropelin is in his fourth year with the New England Revolution, and his first in his current role. He joined the team in a full-time capacity in April 2008 as the team's Soccer Operations Coordinator after interning with the club in 2007. He was promoted to Soccer Operations Manager in the last offseason.

In his current role as Soccer Operations Manager, Kropelin works with the technical staff and players on a daily basis managing the areas of team operations and player administration. He oversees the team's travel, event scheduling, players' international transition, administrative issues and team equipment maintenance, and works closely with the coaching staff and players in the day-to-day operation of the team. Additionally, he is the players' resource in market for housing, transportation, and relocation.

In addition to his traditional team administration duties, Kropelin also directs field-level game day operations, including management of game and league officials, visiting teams and the game day volunteer program. His visiting team responsibilities include scheduling training sessions and coordinating travel, schedules and security.

In his first stint with the Revolution in 2007, Kropelin worked closely with the team's management to execute major soccer events at Gillette Stadium, including the 2007 CONCACAF Gold Cup and record-setting Brazil-Mexico match. Kropelin also assisted with the team's community involvement, helping facilitate new partnerships with charitable organizations. In 2008, he worked closely with MLS to launch Fútbolito in Boston, selling out the event in its first-ever stop in the Northeast.

A native of Jeffersonville, Vt., Kropelin graduated summa cum laude from New England College with a degree in sport and recreation management. He was captain of the school's soccer program and was the squad's starting goalkeeper for four years. He continues to play soccer and pursue physical fitness activities in his free time.



**ROB
DUDLEY**
Equipment
Manager

Rob Dudley is in his first season as the equipment manager of the New England Revolution, having been hired in the last offseason. Dudley's responsibilities include ordering and maintaining the team's uniforms, practice gear and equipment, and overseeing the game day equipment staff that assists in both the Revs' and visitors' locker rooms and on the field. He also works closely with the technical staff on setting up and equipping training sessions both at home and on the road.

Dudley accepted the Revs' full-time equipment manager position after working two seasons with the team's former volunteer game day staff, the Revs Brigade. He contributed in many areas during this time, but spent the majority of his time assisting both the home and visiting equipment staffs with game day needs and operations. Additionally, he was a part of the game day field-level staff that monitored operations logistics and assisted team personnel.

Until he joined the Revolution in a full-time capacity, Dudley was a member of the Newmarket (N.H.) Junior/Senior High School staff as a paraprofessional, working closely with the teaching staff on lesson planning and student achievement. Additionally, he was the head coach of the girls' junior high school soccer team.

Dudley attended Hesser College in Manchester, N.H., and earned an associate of business science degree in radio/video production and broadcasting. While at Hesser, he was a member of the men's soccer team which he also captained.

Dudley is single and lives west of Boston.





**STEVE
SANDS**
Soccer Operations
Coordinator

Steve Sands in his first season with the New England Revolution, having joined the club as the team's soccer operations coordinator during the offseason. In his current position, Sands works with the soccer operations staff to assist the club's technical and administrative staffs in their day-to-day duties.

Sands assists the technical staff and players in the areas of team operations and player administration, specifically on matters relating to the reserve team. He handles the team's travel and administrative issues and assists with the team's equipment duties. Additionally, he assists newly-rostered players with relocation logistics, including housing and transportation.

Besides his team administration duties, Sands also helps coordinate game day operations on the field level, assisting with the management of game and league officials, visiting teams and game day operations staff.

Sands graduated from St. Joseph's College with a business and sports administration degree. During his course of studies, he completed a one-semester internship with the Washington Redskins of the National Football League, assisting with marketing, premium seating sales, operations, human resources and customer service. While at St. Joseph's, Sands was a member of the school's baseball and golf teams, earning the golf squad's team most valuable player honors in 2010.

Sands is single and lives south of Boston.



**SEAN
KUPIEC**
Head Athletic
Trainer

Sean Kupiec, ATC, PES, is in his fourth season with the Revolution as the team's head athletic trainer. In addition to being a certified athletic trainer, Kupiec is also recognized as a performance enhancement specialist by the National Academy of Sports Medicine.

Kupiec's responsibilities with the Revs include overseeing and directing all aspects of the team's medical care, players' rehabilitation and sports performance, both in-season and during the offseason. For his efforts with the Revs in his first season, Kupiec was selected as the head athletic trainer for the 2008 MLS All-Star Team that defeated the English Premier League's West Ham United.

Prior to joining the Revs, Kupiec spent the 2006 and 2007 National Football League (NFL) seasons with the New England Patriots as the team's athletic training intern, where he worked closely with the Pats' athletic training and strength and conditioning staffs to maintain the health and fitness of the record-setting 2007 AFC Champions. With the Pats, he also coordinated the daily responsibilities for the season and training camp interns, compiled the team's daily injury and NFL reports, and administered the team's IMPACT testing, in addition to overseeing several game day procedures with opposing teams.

Before joining The Kraft Sports Group, Kupiec spent two years as a graduate assistant athletic trainer at the University of North Carolina-Chapel Hill, where he worked with the school's wrestling and men's and women's track and field and cross country teams, and assisted with the football team's care. Kupiec also earned his master's in exercise and sports science in 2006 while at UNC.

A native of Utica, N.Y., Kupiec graduated from Springfield College in 2004 and currently lives in Foxborough. He was also a featured speaker at the 2008 National Athletic Trainers Association annual meeting.





EVAN ALLEN
Assistant
Athletic Trainer

Evan Allen, LAT, ATC, joins the Revolution training staff this season as the team's assistant athletic trainer. Allen joins the Revolution from the New England Patriots, where he was an intern.

In his role with the Revolution, Allen assists in all aspects of the team's medical care, players' rehabilitation and sports performance, both in-season and during the offseason. Allen is also the primary athletic trainer for the club's reserve squad with the league resuming a full reserve schedule once again this year.

Before being hired full-time by the Revolution, Allen spent the 2010 National Football League season with the New England Patriots as a full-time athletic training intern. With the Pats, Allen had various practice and game day medical responsibilities, and also managed the team's daily reporting to the NFL.

Allen earned his undergraduate degree at Liberty University, where he also worked as a student athletic trainer for the football, cross country, men's basketball, baseball and track and field teams. After graduating in 2008, Allen enrolled in the University of North Carolina at Chapel Hill's graduate school to work towards a master's degree in exercise and sport science, with a focus on sports medicine. As a graduate assistant at Chapel Hill, Allen worked directly with the men's lacrosse team, while also teaching several undergraduate courses. During his time with the Tar Heel lacrosse team, Allen helped cover a pair of runs to the NCAA Tournament quarterfinals.

Allen, a Hillsdale, Mich. native, lives south of Boston. A Tar Heel basketball fanatic, Allen was named the most outstanding athletic training student during his senior year at Liberty University.



GLENN O'CONNOR
Massage
Therapist

Glenn O'Connor is in his 10th season with the Revolution as the team's massage therapist, having joined the club in 2002. In his current position, O'Connor works in conjunction with the Revolution's medical staff to provide a variety of massage treatments to aid athletes' rehabilitation and recovery, both at home and on the road.

In addition to his duties with the Revolution, O'Connor also works at two private practices: 360 NeuroMuscular Therapy in Needham, Mass., and Body and Beyond Massage Therapy in Hopkinton, Mass. With both, he specializes in deep tissue sports massage and provides injury assessment and treatment for both professional and serious amateur athletes.

A graduate of the Muscular Therapy Institute in Cambridge, Mass., O'Connor has taken advanced training in both NeuroMuscular Therapy American Version and Myofascial Release techniques. Nationally certified by the National Certification Board for Therapeutic Massage and Bodywork, he is also a certified personal trainer and corrective exercise specialist by the National Academy of Sports Medicine.

Prior to embarking on a career in massage in the late 1990s, O'Connor worked in materials management for a variety of companies which specialized in computers, networking equipment and software, including Bolt Beranek Newman and Genuity.

A member of various running clubs and a former contributor to New England Runner Magazine, O'Connor has completed hundreds of running events, including eight marathons.

A native of Arlington, Mass., O'Connor now lives west of Boston with his wife, Kimberly, and their two daughters, Kerry and Meghan.



JEN GREEN
Spaulding Rehab Specialist



TIM NEEDHAM
Spaulding Rehab Specialist




ALICE RICHTER
Spaulding Rehab Nutritionist



MICHAEL WEINMAN
Team Chiropractor





KEVIN ALSTON

Position	Defender	Hometown	Silver Spring, Md.
Height	5-8	College	Indiana
Weight	160 lbs.	Youth Club Team	Polomac Cougars
D.O.B.	May 5, 1988	Status	Senior Roster

How Acquired: Drafted by the Revolution in the first round (10th overall) in the 2009 MLS SuperDraft.

An outside back who excels defensively, especially in one-on-one situations, but also likes to get forward down the flank ... uses his tremendous pace to great effect, both defensively and offensively ... transitioned back to his natural right back spot in his rookie season after playing left back in college ... a tenacious ball-winner ... left Indiana following his junior season to sign a Generation adidas contract with Major League Soccer.

2010: A 2010 MLS All-Star. Voted the Revs' 2010 Best Defender by the team's beat media. Started all 22 games in which he appeared at right back, recording one assist. Missed a total of eight league games with hamstring issues, including the final four games of the regular season. Recorded his first assist of 2010 - and his second career assist - on a throw-in resulting in Chris Tierney's game-tying goal on Sept. 4 against Seattle. Left the game against Columbus (Sept. 25) in the 34th minute after straining his left hamstring and missed the last four games with the injury. Started four SuperLiga matches at right back. Was a late scratch against Morelia (July 20) with right hamstring tightness. Returned to the lineup against Puebla (Aug. 4), but left in the second half with a mild left hamstring strain. Started and scored his first professional goal against Monarcas Morelia (Sept. 1) in the final.

2009: Made 26 appearances - all starts - during the regular season, all on the right side of a four-man backline. Overall, made 30 appearances, including two during SuperLiga and both MLS Cup Playoff matches against Chicago. Recorded one assist, on Kheli Dube's game-winning goal at Houston (July 25). Missed four games (April 4-May 3) with a strained right hamstring. Made his MLS debut in the season opener at San Jose (March 21). Twice during the season suffered fouls that led to red-card ejections for opposing players: Chad Barrett against Toronto (Aug. 1) and Emmanuel Ekpo against Columbus (Oct. 10). Started two matches in SuperLiga, missing two with hamstring tightness. Recorded one assist in SuperLiga, on Jeff Larentowicz's goal against Santos Laguna (June 21). Played all 180 minutes at right back in the two games of the Eastern Conference Semifinal Series against Chicago.

COLLEGE: A two-time All-Big Ten selection (2007, 2008) and a 2008 NSCAA All-Great Lakes region selection ... left collegiate power Indiana after his junior season to sign a Generation adidas contract with MLS ... appeared in 64 career games with the Hoosiers, starting 61 ... notched

five goals and two assists while playing primarily as a left back ... spearheaded Indiana's backline that recorded 10 shutouts in 2008, including eight against top-25 teams ... helped lead the Hoosiers to three consecutive appearances in the Big Ten title game, including a conference championship in his freshman season ... helped guide Indiana to NCAA Tournament berths in each of his three years at the school, including a quarterfinal appearance in 2008 ... earned Defensive MVP honors at the adidas/IU Credit Union Classic in both his sophomore and junior seasons.

U.S. NATIONAL TEAM: Earned first call-in to camp with the full U.S. Men's National Team for its annual January camp in 2010, but suffered a hamstring injury at camp and was unable to fully participate ... called into camp again ahead of the team's match against El Salvador in February 2010, but he re-aggravated the hamstring injury in training with the Revs the day before the start of camp and did not attend ... was a member of U.S. Soccer's Residency Program and the Under-17 National Team from September 2003 through his enrollment at Indiana in January 2006 ... appeared in 76 matches while at the Residency Program in Bradenton, Fla., starting 51 and recording one goal and three assists ... earned 17 caps as a member of the U-17 National Team, including three starts at the 2005 FIFA Under-17 World Youth Championship in Peru ... represented the U.S. at the Pan Am Games in Brazil in the summer of 2007.

PERSONAL: Is the son of Larry Alston and Jeanne Fox-Alston ... has one older brother, Kenneth (27) ... majored in management at Indiana ... enjoys hip hop and R&B and counts Lil Wayne among his favorite musical artists ... favorite movies include Gladiator and Man on Fire ... uncle Mitchell Johnson played in the NFL for the Rams, Cowboys and Redskins in the 1960s and early 70s.


ALSTON: MLS CAREER STATISTICS

Year	Team	GP	GS	MIN	G	A	SHT	SOG	FC	FS	OFF	CK	C	E
2009	New England	26	26	2339	0	1	12	5	22	35	0	0	2	0
2010	New England	22	22	1826	0	1	14	3	14	27	1	1	1	0
TOTALS		48	48	4165	0	2	26	8	36	62	1	1	3	0

POSTSEASON

Year	Team	GP	GS	MIN	G	A	SHT	SOG	FC	FS	OFF	CK	C	E
2009	New England	2	2	180	0	0	1	0	3	0	0	0	1	0
TOTALS		2	2	180	0	0	1	0	3	0	0	0	1	0





DARRIUS BARNES

#25

Position	Defender	Hometown	Raleigh, N.C.
Height	6-1	College	Duke
Weight	175 lbs.	Youth Club Team	Triangle Futbol Club
D.O.B.	December 24, 1986	Status	Senior Roster

How Acquired: Drafted by the Revolution in the third round (40th overall) in the 2009 MLS SuperDraft.

An athletic central defender who loves to attack the ball, Barnes has great anticipation and timing ... has good speed and is very strong on the ball ... solid in the air and a tireless worker ... a good distributor out of the back ... has the ability to create offensive chances with his long throw-ins ... drafted by the Revolution in the third round (40th overall) of the 2009 MLS SuperDraft, he was signed on March 17, 2009, after impressing the coaching staff during preseason trips to Texas and North Carolina ... re-signed with MLS on March 19, 2010 ... became a "Big" through Big Brothers, Big Sisters in 2010, and is currently matched with a Boston-area "Little."

2010: Made 21 appearances, including 20 starts. Missed the season opener at the LA Galaxy (March 27) with a right hip flexor strain. Made his season debut at D.C. (April 3), coming on in stoppage time. Returned to the starting lineup in central defense in San Jose (April 17). Injured his right foot in the second half against Columbus (May 8) and missed the next six league games with the injury. Returned to action against the LA Galaxy (July 10). Played sparingly in both the left and right back spots when the team moved to a 3-5-2 alignment late in several games. Started all five SuperLiga matches in the central defense. Conceded the penalty call in the final against Morelia (Sept. 1), which resulted in Morelia's first goal.

2009: Was the only field player in MLS to play every minute (2,700) of all 30 regular-season MLS matches, while he was one of just four players in the league - including three goalkeepers - to accomplish that feat. Also started all seven matches in the Revs' outside competitions (U.S. Open Cup, SuperLiga, MLS Cup Playoffs). Became just the second rookie in MLS history to play every minute of his first season, joining former Revs defender Michael Parkhurst (2005). Served as a central defender in both a four-man and three-man backline. Played as the lone central defender when the Revs used a 3-5-2 formation in five different matches. Did not commit his first foul until the ninth game of the season at Toronto FC (May 23). Was a critical part of the Revolution defense which earned three consecutive shutouts against Kansas City (July 11), Chivas USA (July 19) and Houston (July 25) en route to a club record 386-minute shutout streak, which was finally snapped against Toronto (Aug. 1).

Started both Eastern Conference Semifinal Series matches against Chicago, and all four SuperLiga matches. Played the first half of the Revs' U.S. Open Cup match against the Harrisburg City Islanders (June 30).

COLLEGE: Made 76 appearances during a four-year career at national power Duke, primarily as a central defender ... earned All-ACC honors during his senior year, recording one goal in 18 games ... helped lead the Blue Devils to NCAA Tournament appearances in each of his four seasons, while he was also a key contributor to the Duke teams that won ACC Championships in his freshman and sophomore years ... was named to the Duke/Nike Classic all-tournament team in 2008.

PERSONAL: Son of Bobby and Deborah Barnes ... has one brother, Brandon (27) ... majored in sociology with a certificate in markets and management at Duke ... played competitive basketball from age five all the way through high school, and still enjoys playing in his spare time ... lists Notorious B.I.G., Jay-Z, Lil Wayne and T.I. among his favorite musical artists ... favorite movies include NOTORIOUS, Remember the Titans, Wedding Crashers and Bad Boys II ... favorite athletes include Michael Jordan and Eddie Pope.

BARNES: MLS CAREER STATISTICS

Year	Team	GP	GS	MIN	G	A	SHT	SOG	FC	FS	OFF	CK	C	E
2009	New England	30	30	2700	0	0	0	0	18	7	9	1	3	0
2010	New England	21	20	1800	0	0	0	0	8	6	0	0	3	0
TOTALS		51	50	4500	0	0	0	0	26	13	0	1	6	0

POSTSEASON

Year	Team	GP	GS	MIN	G	A	SHT	SOG	FC	FS	OFF	CK	C	E
2009	New England	2	2	180	0	0	0	0	0	3	1	0	0	0
TOTALS		2	2	180	0	0	0	0	0	3	1	0	0	0

2011 REVIEWS:
BARNES




ZAK BOGGS

Position	Midfield/Forward	Hometown	Vienna, W. Va.
Height	6-0	College	South Florida
Weight	180 lbs.	Youth Club Team	IMG Soccer Academy
D.O.B.	December 25, 1986	Status	Senior Roster

How Acquired: Drafted by the Revolution in the second round (31st overall) in the 2010 MLS SuperDraft

An attacking combination midfielder/forward with a nose for goal ... uses his size to good effect and is a physical presence either in midfield or up top ... more comfortable on the left side of midfield, but is effective as a right-sided midfielder and as an option at right back ... useful on set pieces, including both shooting on goal and serving balls from the flanks or corners ... has tremendous energy ... has gained a reputation for his steadfast work ethic, both on and off the field.

2010: Made nine appearances - including four starts - but missed the entire second half of the season after suffering a concussion in training in late June. Missed the final 17 regular-season matches of the season with the concussion. Scored two goals, both coming in his first-career start on May 8 at Columbus. Made his MLS debut in the season opener against the LA Galaxy (March 27), making substitute appearances at right midfield in the first two games. Sat out against Colorado (April 24) with right knee and ankle sprains and later missed the final 17 MLS matches with a concussion. Missed all five SuperLiga matches with the concussion, as well.

COLLEGE: Played two seasons at the University of South Florida after spending his freshman year at West Virginia and his sophomore year at Central Florida ... sat out a mandatory year in 2007 because of his transfer from UCF to USF ... scored a total of 18 goals and recorded eight assists during his collegiate career, including nine goals and six assists in 44 appearances with South Florida ... played a crucial role in guiding the Bulls to their first-ever BIG EAST championship in 2008, when he finished as the team's second-leading scorer with five goals and five assists and earned BIG EAST All-Tournament Team honors ... in 2009, he helped the Bulls to the second round of the NCAA Tournament, where they fell to the top-seeded and eventual national runner-up, Akron ... a Rhodes Scholar candidate, he was honored for his academic excellence with numerous awards, including the 2009 Lowe's Senior CLASS Award for men's soccer.

PERSONAL: Son of Joseph and Rochelle Boggs ... has one sister, Tori (18), who is a two-time world rope-skipping champion and holds the distinction of being the fastest jump-roper on the planet with a world-record speed of 984 jumps in three minutes ... graduated early from USF with a degree in biomedical sciences in May 2009, while he is currently working toward his graduate degree in economics and marketing ... off the field he enjoys competitive jump-roping, while he is also heavily involved in volunteering and was honored with the 2010 Coach Wooden Citizenship Cup Award, beating out University of Texas quarterback Colt McCoy, among others ... was a finalist for the 2010 Sullivan Award as the nation's top amateur athlete ... lists his most memorable soccer moment as scoring the game-winning goal from the center circle in the last minute of the U-14 West Virginia Governors Cup ... favorite soccer team is Manchester United and his favorite players are Paul Scholes and Ryan Giggs ... enjoys comedy movies ... is currently an intern/guest researcher at Children's Hospital Boston, working with Dr. Monica A. Moses on cancer research.

BOGGS: MLS CAREER STATISTICS

Year	Team	GP	GS	MIN	G	A	SHT	SOG	FC	FS	OFF	CK	C	E
2010	New England	9	4	390	2	0	6	4	6	7	0	0	0	0





RYAN COCHRANE

#45

Position	Defender	Hometown	Portland, Ore.
Height	6-1	Last Club	Houston Dynamo (MLS)
Weight	180 lbs.	Youth Club	West Villa Thunder
D.O.B.	August 8, 1983	Status	Senior Roster

How Acquired: Drafted by the Revolution in the first round of Stage Two of the 2010 MLS Re-Entry Draft from Houston. Signed with the Revolution on December 23, 2010.

An accomplished defender who joins the Revs after a career split between the old San Jose (2004-05)/new Houston (2006-07, 2009-10) franchise and the revived San Jose team (2008-09) ... won MLS Cups in 2006 and 2007 with the Houston Dynamo, defeating the Revolution in both matches ... an active defender who plays primarily in a central position, but can also play on the right if needed ... strong in the air both defensively and on the attack, and has sound defensive positioning ... an experienced, physical defender ... a dangerous target on set pieces.

2010: Appeared in 12 league games for Houston, with five starts, missing time with various injuries. Made his first start of the season on April 1 against RSL. Played 90 minutes in 1-1 draw at Toronto on July 1. Missed time with an adductor strain suffered in SuperLiga. Made back-to-back starts at D.C. on Sept. 25 and at Philadelphia on Oct. 2. Started both of the Dynamo's Open Cup matches - June 29 at Miami (USFF Div. 2) and against Chivas USA (July 6). Left the Chivas match with an injury after getting hit with a shot attempt. Started three of the team's four SuperLiga matches, and helped the defense allow just one goal in the 225 minutes in which he was on the field.

2009: After making two starts (April 11 vs. Chicago and April 18 vs. LA), suffered a left ankle injury that required early-season surgery. After successfully rehabilitating from the surgery in the summer, was traded to the Dynamo on Aug. 14. Appeared in a total of eight games on the season: two with San Jose and six with Houston. Recorded two assists with the Dynamo. His six Houston appearances included four starts, including a defensive shutout at Real Salt Lake on Aug. 15 the day after his trade. Did not make any appearances in the playoffs, but started three of Houston's six CONCACAF Champions League matches.

2008: Selected by San Jose from Houston in 2007 MLS Expansion

Draft. Made 19 appearances, including 17 starts. Scored a career-high two goals, both of which were game-winning strikes. Netted a 90th-minute rebound for 3-2 win against LA on August 3. Headed home a corner kick in a 2-0 win against TFC on October 25. Also appeared in the team's U.S. Open Cup qualifier on April 30, but left the game with an injury after a mid-air collision with teammate Jay Ayers.

2007: Started all 25 matches in which he appeared, scoring one goal. Helped the Dynamo set a then-league record for fewest goals allowed (23) in a season. Scored his only goal of the season off a corner kick on Sept. 16 at LA. Started all four of the Dynamo's MLS Cup Playoff matches, playing every minute of action. Helped Houston win its second MLS Cup championship in as many seasons. Assisted on Stuart Holden's goal in Game Two of the Western Conference Semifinal Series (Nov. 2 against FC Dallas). Made four appearances in the CONCACAF Champions Cup, helping the team make an appearance in the semifinals. Made two starts in SuperLiga. Also made one appearance in the team's U.S. Open Cup match against Charleston on July 10.

2006: Made 27 appearances, including 24 starts, while scoring one goal. Helped anchor the Dynamo's defense as the club went on to win MLS Cup 2006. His only goal on the season came on May 27 at New England in a 1-1 draw. Made three MLS Cup Playoff appearances, and started MLS Cup 2006. Also made two U.S. Open Cup appearances.

2005: Limited to just 14 appearances and six starts because of several injuries. Made his season debut on April 2 against New England. Missed the July 9 game at Columbus because of a left hip pointer. Missed four games (July 23 against MetroStars, August 6 against Columbus, August 13 against Colorado and August 20 at Real Salt Lake) because of a right ankle sprain. Made nine appearances in reserve-league action.

COCHRANE: MLS CAREER STATISTICS

Year	Team	GP	GS	MIN	G	A	SHT	SOG	FC	FS	OFF	CK	C	E
2004	San Jose	18	18	1459	0	1	3	3	25	10	1	0	3	1
2005	San Jose	14	6	776	0	0	2	0	9	2	0	0	3	1
2006	Houston	27	24	2172	1	0	3	2	28	9	1	0	4	0
2007	Houston	25	25	2059	1	0	6	1	55	13	0	0	6	1
2008	San Jose	19	17	1535	2	1	3	2	27	7	2	0	5	0
2009	San Jose	2	2	180	0	0	0	0	6	1	0	0	0	0
	Houston	6	4	369	0	2	0	0	4	3	0	0	1	0
2010	Houston	12	5	569	0	0	1	0	7	3	0	0	2	0
TOTALS		123	101	9119	4	6	18	8	161	48	4	0	24	2

POSTSEASON

Year	Team	GP	GS	MIN	G	A	SHT	SOG	FC	FS	OFF	CK	C	E
2004	San Jose	2	2	180	0	0	0	0	3	1	0	0	0	0
2005	San Jose	0	0	0	0	0	0	0	0	0	0	0	0	0
2006	Houston	3	1	148	0	0	0	0	3	1	0	0	1	0
2007	Houston	4	4	390	0	1	2	1	4	0	0	0	1	0
2009	Houston	0	0	0	0	0	0	0	0	0	0	0	0	0
TOTALS		9	7	718	0	1	2	1	10	2	0	0	2	0

2011 REVIEWS
COCHRANE


2004: Selected in the first round (fifth overall) by San Jose in the 2004 MLS SuperDraft as a Project-40 player. Started all 18 matches in which he appeared. Made his MLS debut on May 15 at Dallas. Notched his first career assist on Oct. 2 at Colorado. Missed extended time with meniscus and hip injuries. Started both legs of the team's Western Conference Semifinal Series against Kansas City. Also made three appearances in U.S. Open Cup matches.

INTERNATIONAL: A former member of the U.S. Under-18 and Under-20 programs ... started all five matches for the U.S. at the 2003 Under-20 FIFA World Cup in the United Arab Emirates ... helped the U.S. to its first-ever group win and its highest finish at the World Youth Championships since 1992 ... started three matches at the Under-20 CONCACAF Qualifying Tournament ... scored his first international goal on May 18, 2003 and had a total of 20 Under-20 appearances ... made 18 appearances with the Under-18s in 2001, and was the only player to appear in all 19 U18 matches in 2000.

COLLEGE: A three-year starter at Santa Clara University ... started all 21 games as a freshman in 2001 and helped anchor a defense that posted an 0.80 GAA ... named Soccer America freshman All-American and

All-West Coast Conference second team ... as a sophomore in 2002, earned first-team All-Far West region and all-conference and honorable mention All-America by CollegeSoccerNews.com as the Broncos' defense allowed 19 goals in his 14 games ... as a junior in 2003, led Broncos to NCAA semifinals as part of a defense that recorded 10 shutouts and had a 0.53 GAA ... named a semifinalist for the M.A.C. Hermann Trophy ... earned NSCAA second-team All-America honors.

PERSONAL: Married wife Ashley, a former Houston Texans cheerleader, in 2010 ... returned to school at Santa Clara in 2005 to finish his degree ... his parents are Brian and Cheryl Cochrane ... has one sister, Melissa, and one brother, Samuel ... is a fan of the Portland Trailblazers and Oakland A's ... his favorite movie is Wedding Crashers ... if he wasn't playing soccer, he would be a golfer, "so I would not have to do a fitness drill again" ... enjoys bass fishing ... was Gatorade's high school player of the year in Oregon in 2001.





FRANCO CORIA

#2

Position	Defender	Hometown	Buenos Aires, Argentina
Height	6-0	Last Club	Chacarita Juniors (ARG)
Weight	170 lbs.	Nationality	Argentina
D.O.B.	July 8, 1988	Status	International

How Acquired: Signed by the Revolution as an international player on February 17, 2011.

A defense-first defender who likes to take on attackers and then turn around and start the ball out of the back ... despite his age, has experience at the top levels of soccer in Argentina.

BEFORE MLS: Has spent his entire professional career with Argentina's Club Chacarita Juniors BA, coming up from its youth program in 2007 ... has played primarily for the team's reserve side during the last four seasons ... made 18 appearances for Chacarita's first team during that time ... made eight appearances, including one start, during the 2008-09 season while Chacarita was in the "Nacional B" division in Argentina ... when the side was promoted to the Primera Division for the 2009-10 season, he made five starts and three substitute appearances.

PERSONAL: Is the son of Omar and Mirian Coria ... has two sisters, Nair and Mercedes ... away from the field, he enjoys playing the guitar.

2011 REVS:
CORIA





OUSMANE DABO

Position	Midfielder	Hometown	Mayenne, France
Height	6-0	Last Club	Lazio (ITA)
Weight	160 lbs.	Nationality	France
D.O.B.	February 8, 1977	Status	International

How Acquired: Signed by the Revolution as an international player on February 11, 2011.

Has extensive playing experience in the top leagues of Europe, including a 15-year playing career for teams in Italy, France and England ... a strong, decisive and physical presence in the middle of the field, Dabo was brought into the Revolution to help the team maintain possession and strength in the midfield ... looks to play the ball out of the midfield, and contributes to build-up play as a steady central midfielder ... is expected to contribute both on and off the field from a leadership standpoint.

BEFORE MLS: Began his professional career with Stade Rennais (France) after coming up through the club's youth system ... signed with the first team in 1995 and went on to make 40 appearances ... signed with Internazionale (Italy) in 1998 and made 13 appearances before being loaned to Vicenza (Italy) for the remainder of the season ... between 1999-2001, made stops at both Parma (Italy) and AS Monaco (Monaco), playing 16 games for each club before once again going on loan back to Vicenza for the final 17 games of 2001 ... from 2001-03, Dabo appeared in 52 games for Atalanta, where he was a first team regular for the Bergamo-based club ... during his time playing for Atalanta, Dabo scored four goals ... sold to Lazio (Italy) in the summer of 2003, where he made 79 appearances and scored three goals until 2006 when he moved to Manchester City (England) ... made 25 appearances for Man City before returning to Lazio for the 2008-09 season, where he concluded his European playing career in the summer of 2010.

FRANCE NATIONAL TEAM: Received his first call-up to the senior team in 2003 for the FIFA Confederations Cup, which France won after winning all five matches the team played ... a former member of France's Under-21 squad and other youth squads.

PERSONAL: Is the son of Moussa and Aminata Dabo ... cites the final of the 2009 Coppa Italia as his favorite playing memory ... in that match, Dabo scored the game-winning penalty to give Lazio a 6-5 win following a 1-1 draw against Sampdoria ... off the field, enjoys listening to rap and hip-hop music and watching movies ... his favorite vacation destination is the South of France.





DIDIER DOMI

#3

Position	Defender	Hometown	Sarcelles, France
Height	5-11	Last Club	Olympiacos (GRE)
Weight	160 lbs.	Nationality	France
D.O.B.	May 2, 1978	Status	International

How Acquired: Signed by the Revolution as an international player on January 11, 2011.

A strong left back who has extensive experience at the highest levels in Europe, playing in France, England, Spain and Portugal ... has twice been part of clubs who played in the UEFA Champions League ... a left-footed player ... a smart tackler with pace up and down the wing.


BEFORE MLS: Spent 14 seasons playing in Europe ... began his soccer career with Paris St. Germain's youth teams in 1994, signing with the senior club in 1996 ... he made 48 league appearances in two seasons with PSG, and also appeared in UEFA Champions League matches with the French Cup and French League Cup Champions in 1998 ... transferred to Newcastle United in 1999, and made 55 appearances while scoring three goals before transferring back to his native club, PSG ... after two-and-a-half seasons in Paris, was loaned to Leeds United for the 2003-04 season ... two seasons at Espanyol led to 42 appearances and the 2006 Copa del Rey title ... he moved to his last club, Olympiacos, in 2006, and helped the team win three Super League titles, two Greek Cups and the Greek Super Cup and advance to the knock-out stages of the 2007-08 UEFA Champions League and the 2008-09 UEFA Cup ... he made 60 league appearances for the Greek power.

FRANCE NATIONAL TEAM: A former member of France's Under-21 squad and other youth squads.

PERSONAL: Has two children with his longtime partner, Marion: a son, Louqman (9), and a daughter, Aliyah (6) ... most memorable moment in his playing career came in the 1999 FA Cup Final against Manchester United while playing for Newcastle ... off the field, enjoys watching other sports and going to the movies ... his favorite vacation destination is the Caribbean.

2011 REVS:
DOMI





KHEHI DUBE

Position	Forward	Hometown	Bulawayo, Zimbabwe
Height	5-11	College	Coastal Carolina
Weight	155 lbs.	Nationality	Zimbabwe (U.S. Green Card)
D.O.B.	June 18, 1983	Status	Senior Roster

How Acquired: Selected by the Revolution in the first round (eighth overall) in the 2008 MLS Supplemental Draft.

Very quick and skillful on the ball ... a prolific goal scorer at the collegiate level, he transitioned well to the professional game and led all 2008 MLS rookies in goals and assists and finished 2009 as the team's co-leader in goal scoring ... likes to run at defenders, but is just as adept with his back to goal ... celebrates his goals with traditional African dances ... was one of three finalists for 2008 MLS Gatorade Rookie of the Year.

2010: Made 20 appearances - including 12 starts (nine at forward, three at right midfield) - recording two goals and a career-high five assists. Had two assists against Toronto (April 10), his first multiple-assist game of his career - and his first two assists since Oct. 18, 2008, a span of 33 games. Picked up an assist against FC Dallas (May 1) before being shown a straight red card in the 56th minute. Returned to the starting lineup at Columbus (May 8) following the red-card suspension to record his fourth assist of the season on Zak Boggs' second goal of the game. Missed five matches (July 31 - Aug. 21) with a right MCL sprain. Returned to the lineup, starting at right midfield, against Seattle (Sept. 4), and scored the team's third goal in the 3-1 win, his first strike of the 2010 season. Came on as a substitute against Real Salt Lake (Oct. 2), playing 24 minutes and picking up his fifth assist of the season on Saline Nyassi's goal in the 82nd minute. Struck for the game-winning goal at Houston (Oct. 10). Appeared in four SuperLiga matches, including three starts - against Pumas UNAM (July 14), Morelia (July 20) and Morelia in the final (Sept. 1). Came on as a second-half substitute against Chicago (July 17). Missed the semifinal match against Puebla (Aug. 4) with a right MCL sprain.

2009: Appeared in 26 MLS regular-season matches - starting 20 - and scored eight goals to share the team's goal-scoring lead with Shalrie Joseph. Four of his goals were game-winners, tying him for third in the league in that category. Made 33 total appearances (27 starts), including action in the U.S. Open Cup, SuperLiga and MLS Cup Playoffs. Notched the game-winning goal in the 55th minute of the season opener at San Jose (March 21) to give the Revs' their first win in San Jose since the 2000 season. Missed the New York (June 7) match when he traveled to Zimbabwe following his grandmother's passing. Scored his second goal - also a game-winner - against Chivas USA (July 19), snapping the Revolution's 303-minute scoreless streak, the third-longest scoreless streak in club history. Recorded his second straight game-winning goal in

the 76th minute of the 1-0 win over Houston (July 25). Earned MLS player of the week honors for Week 23 when he scored all three goals in the 3-1 win over Real Salt Lake (Aug. 23), marking the first multiple-goal game of his career. Struck in the ninth, 29th and 66th minutes to record the eighth hat trick in Revolution history and the first in almost four years (Taylor Twellman, 2005). Started the Revs' U.S. Open Cup match against the Harrisburg City Islanders (June 30), suffering an ankle injury in the 63rd minute. Appeared in all four matches in SuperLiga, starting all three group stage matches. Scored two goals and recorded two assists in the tournament, tying Kenny Mansally for the team's scoring lead. Assisted on Jay Heaps' game-winning goal in the 63rd minute of the 4-2 win over Santos Laguna (June 21), while he added the Revolution's fourth goal in the 82nd minute. Scored New England's only goal in the 1-1 draw with Kansas City (June 24), and then assisted on Kenny Mansally's game-winning goal against Atlas (June 28). Started and played all 180 minutes of the two-game Eastern Conference Semifinal Series against Chicago (Nov. 1 and Nov. 7).

2008: Made 21 regular-season appearances, including 13 starts. Scored four goals and added four assists in the regular season to lead all MLS rookies in both categories. Two of his goals were game-winners, while another was a game-tying goal. Overall, made 29 appearances, including regular season, U.S. Open Cup and SuperLiga. Made his MLS and Revolution debut in the season opener against Houston (March 29). Made his first career start on May 17 against San Jose, and six minutes into the game, scored his first career goal. Including the San Jose game, scored in three straight games: at Columbus (May 24) and against D.C. (May 29). Assisted on Steve Ralston's game-winning goal in the eighth minute before scoring a goal in the 35th minute of the 2-0 win at Houston (June 12). Missed eight matches (Aug. 9-Sept. 20) with a right adductor strain. Started all five SuperLiga matches, scoring one goal - against Santos Laguna (July 13). Made one appearance in the U.S. Open Cup, scoring in penalty kicks against Crystal Palace Baltimore (July 8). Started both playoff matches against Chicago in the Eastern Conference Semifinal Series. Also made four appearances - all starts - in the Reserve Division, recording two assists. Started the season on the developmental roster, but was promoted to the 18-man senior roster on July 14. Was one of three finalists for MLS Gatorade Rookie of the Year.

DUBE: MLS CAREER STATISTICS

Year	Team	GP	GS	MIN	G	A	SHT	SOG	FC	FS	OFF	CK	C	E
2008	New England	21	13	1252	4	4	29	13	33	30	8	1	1	0
2009	New England	26	20	1720	8	0	49	24	35	31	15	2	4	0
2010	New England	20	12	1023	2	5	30	17	17	12	10	0	0	1
TOTALS		67	45	3995	14	9	108	54	85	73	33	3	5	1

POSTSEASON

Year	Team	GP	GS	MIN	G	A	SHT	SOG	FC	FS	OFF	CK	C	E
2008	New England	2	2	171	0	0	1	0	1	2	1	0	0	0
2009	New England	2	2	180	0	0	2	1	7	2	2	0	0	0
TOTALS		4	4	351	0	0	3	1	8	4	3	0	0	0



COLLEGE: Was the 2007 Big South Conference Player of the Year and a NSCAA All-South Atlantic performer ... a two-time All-Big South performer and was a member of the 2006 Big South All-Tournament Team ... played two seasons at Coastal Carolina after transferring from NAIA powerhouse Lindsey Wilson ... in his four-year collegiate career, appeared in 76 games, scoring 52 goals and adding 25 assists, which included 16 goals and 12 assists in 26 games at Coastal Carolina ... missed the first five weeks of his senior season at Coastal Carolina with an injury, but still scored 11 goals.

ZIMBABWE NATIONAL TEAM: Is a former member of Zimbabwe's Under-17, Under-20 and Under-23 teams ... played in Olympic Qualifiers for Zimbabwe ahead of the 2004 Olympics.

PERSONAL: Full name is Mkhokheli Dube, but goes by Kheli ... has one son, Deshawn ... son of Pauline Dube and is the third of her six children, all of whom still live in Zimbabwe ... majored in communications at Coastal Carolina ... also played tennis as a child.



2011 REVS:
DUBE





DIEGO FAGUNDEZ

Position	Midfielder/Forward	Hometown	Leominster, Mass.
Height	5-8	Last Club	Revolution Under-16s
Weight	125 lbs.	Youth Club Team	New England Revolution
D.O.B.	February 14, 1995	Status	International

How Acquired: Signed by the Revolution as a Home Grown Player on November 15, 2010.

2011 REVS:
FAGUNDEZ

The Revolution's first-ever Home Grown Player, Fagundez was signed to a senior roster contract on November 15, 2010 ... a native of Uruguay and the son of a former professional goalkeeper, Fagundez has exceptional speed, balance and footwork on the ball ... he is expected to spend the majority of the 2011 Revolution season with the club's youth program, and may see time with the first team during breaks in his school schedule and in later reserve league matches ... a freshman at Leominster High School (Leominster, Mass.), he will continue to attend classes and work toward his high school diploma while training with the Revolution.

2009-10 REVOLUTION UNDER-16: Earned U.S. Soccer Development Academy National Starting XI and East Conference Starting XI honors. Made 30 appearances - including 24 starts - with the Revolution Under-16 team. Scored 21 goals and added nine assists. Scored his first goal of the season in the 46th minute against Solar SC (Dec. 5). Scored the Revs' lone goal against South Carolina United FC in the 74th minute (Dec. 8). Scored in the 12th minute against South Central Premier (Feb. 20). Registered two goals, including the game-winner, against Met Oval - first in the 37th minute and again in the 44th (March 6). Scored the game-winning goal in the 30th minute and added two assists against Oakwood SC (March 14). Scored two goals, including the game-winner, against NJSA 04 - first in the 12th minute and again in the 76th (March 20). Registered a goal in the 47th minute and added an assist on Felix DeBona's 60th minute goal against Baltimore Bays Chelsea (March 28). Had two goals and added an assist in the 5-2 win over Seacoast United - converting a penalty kick in the 36th minute for his 10th goal of the season before scoring again in the 68th (April 17). Scored the game-winning goal the next day in the 76th minute against Empire United (April 18). Scored in the 41st minute against Greater Boston Bolts before being ejected from the game in the 57th minute (April 24). Missed the May 1 game against Potomac while serving a one-game suspension. Earned an assist on Cole Denormandie's 75th minute game-tying goal against


Albertson FC (May 2). Converted a game-tying penalty kick in the 51st minute against PDA (May 8). Earned an assist on Devin Devoy's eighth minute goal before netting his 15th goal of the season in the 62nd minute against Empire United (May 15). Scored two goals against FC Greater Boston Bolts - first in the 21st minute and again in the 36th (May 19). Scored in the 21st minute and added an assist in the Revs' third game of the USSDA Spring Showcase against Miami FC Kendall (May 31). Registered the game-tying goal in the 80th minute against FC Westchester (June 5). Scored his 20th goal of the season the next day off a free kick in the 27th minute and added an assist on Cole Denormandie's 32nd minute goal against D.C. United (June 6). Scored once in the playoffs, in the 80th minute against Lonestar Aztecs Academy (June 28).

BEFORE REVS: Won State Cup championship in 2008 and 2009 as a member of the FC Greater Boston Bolts ... reached 2005 State Cup finals as a member of FC United before winning the championship in 2006 ... played with the Massachusetts ODP program from 2006-2009, serving as captain from 2008-2009 ... named a 2007-2008 Adidas Interregional All-Star as a member of the Region I ODP team.

U.S. NATIONAL TEAM: Was a member of the U.S. Under-14 National Team pool from 2007-2008 and played for the club during the 2008-2009 seasons ... was called into camp with the U.S. Boys Under-15 squad in 2010.

PERSONAL: Diego Santiago Fagundez Pepe ... son of Washington Fagundez and Alicia Pepe ... favorite professional soccer player is Cristiano Ronaldo ... favorite soccer team is Manchester United ... fan of the Boston Celtics ... also enjoys fishing ... his father played professionally in Uruguay.





SHALRIE JOSEPH

#21

Position	Midfielder	College	St. John's (NY)
Height	6-3	Last Club	New York Freedoms (PDL)
Weight	185 lbs.	Nationality	Grenada (U.S. Green Card)
D.O.B.	May 24, 1978	Status	Senior Roster
Hometown	Brooklyn, N.Y.		

How Acquired: Drafted by the Revolution in the second round (14th overall) of the 2002 MLS SuperDraft; Signed on December 3, 2002.

Joseph is the whole package as a player and was recognized for his career of versatile and dominating performances by being named one of three finalists for the 2009 MLS Most Valuable Player ... as tenacious a ball-winner and tackler as there is in MLS ... controls the game both ways from his defensive midfield position and is the fulcrum of the Revolution system ... Joseph's superior passing touch and good decision making means that he is the trigger-point for the Revs' build-up play ... rarely loses an aerial duel ... a talismanic presence, vocal leader and respected communicator on the field and in the locker room ... one of the team's first-choice penalty-kick takers ... has started in the midfield in each of the Revs' last three appearances in MLS Cup (2005, 2006 & 2007) ... Is a seven-time selection to the All-Star team and a four-time MLS All-Star First XI vote-getter (2006-09) ... a four-time Best XI performer in his career (2005, 2007, 2008, 2009) ... earned his U.S. citizenship in 2009.

2010: A 2010 MLS All-Star. Made 22 starts, recording four goals and five assists. All four of his goals came in the last six matches of the season (Sept. 22-Oct. 16). Missed the first three games of the season with a right hip flexor strain before taking a leave of absence for personal reasons on April 24. Missed five league games while away from the team (April 24-May 20). Started the home opener against Toronto (April 10) and picked up an assist on Zack Schilawski's third goal of the game. Returned to the starting lineup on May 22 at Toronto to play 90 minutes. Picked up two assists, including the game-winning assist on Zack Schilawski's 80th-minute goal, against New York (May 29). Assisted Ilija Stolica's goal against Philly (Aug. 28), and then assisted on Chris Tierney's first-career goal on Sept. 4 against Seattle. Scored his first goal

of the season - and 25th goal of his career - at Dallas (Sept. 22) from Tierney, snapping the team's 238-minute road scoreless streak. Converted his penalty-kick attempt - the team's first awarded PK of the season - on Sept. 25 against Columbus. Scored the go-ahead goal at Houston (Oct. 10) off Emmanuel Osei's overhead pass off a free kick. Corralled Tierney's pass out of the backfield and scored the game-winning goal in the first half against Kansas City (Oct. 16). Made four SuperLiga appearances at central midfield, all starts. Did not play against Monarcas Morelia (July 20) as a precaution as he was carrying a yellow card. Assisted on Kenny Mansally's 56th-minute goal and converted the first penalty kick of the Revs' shootout win in the semifinals against Puebla FC (Aug. 4).

2009: Voted one of three finalists for MLS Most Valuable Player and earned MLS Best XI honors for the fourth-straight season. Was voted 2009 Revolution Team MVP, and also earned MLS All-Star honors for the sixth time, but was unable to play in the match because of a bone bruise in his knee. Made 27 regular-season appearances - including 24 starts - playing as both a central midfielder and forward. His eight goals and eight assists were both career highs, and he tied Kheli Dube for the team's goal-scoring lead, earning the team's Golden Boot award. His eight assists tied him for fifth in the league. Wore the captain's armband following the season-ending injury to Steve Ralston. Overall, appeared in 29 games, starting both MLS Cup Playoff matches, as well. Missed two games because of injury and one game because of suspension. Recorded either a goal or an assist in three straight games (assist at New York on March 28, assist against Dallas on April 4 and a goal at D.C. on April 17) early in the season. His goal against Chicago (May 9)

JOSEPH: MLS CAREER STATISTICS

Year	Team	GP	GS	MIN	G	A	SHT	SOG	FC	FS	OFF	CK	C	E
2003	New England	28	27	2466	2	2	46	17	62	54	1	0	5	0
2004	New England	23	23	2032	0	3	17	4	43	27	0	1	4	1
2005	New England	31	31	2788	6	5	32	18	65	51	0	0	8	0
2006	New England	26	26	2331	3	1	27	7	43	54	1	0	6	0
2007	New England	27	27	2366	4	5	42	14	55	52	5	1	4	1
2008	New England	27	27	2384	1	1	27	12	47	32	4	1	5	1
2009	New England	27	24	2228	8	8	29	12	28	39	16	0	3	1
2010	New England	22	22	1931	4	5	37	19	30	35	11	0	4	0
TOTALS		211	207	18526	28	30	257	103	373	344	38	3	39	4

POSTSEASON

Year	Team	GP	GS	MIN	G	A	SHT	SOG	FC	FS	OFF	CK	C	E
2003	New England	3	3	281	0	0	4	2	10	10	0	0	1	0
2004	New England	3	3	300	0	0	1	1	7	7	0	0	2	0
2005	New England	4	4	390	0	1	5	2	12	6	1	0	2	0
2006	New England	3	3	300	0	0	0	0	7	5	0	0	1	0
2007	New England	4	4	360	0	2	2	0	9	8	0	0	1	0
2008	New England	2	2	180	0	0	1	1	4	5	1	0	1	0
2009	New England	2	2	180	1	0	2	1	1	0	0	0	0	0
TOTALS		21	21	1991	1	3	15	7	50	41	2	0	8	0

2011 REVIEWS:
JOSEPH


snapped the Revs' 269-minute scoreless streak. Added a pair of assists in the 4-0 win against New York (June 7), setting up Jay Heaps' game-winning goal and Taylor Twellman's 100th-career goal. The games at LA (July 4) and against Kansas City (July 11) capped a five-game spell he missed - including three SuperLiga group play matches (June 21, June 24 and June 28) - with a bone bruise in his right knee, the same injury that required him to withdraw from the MLS All-Star Game later in the summer. Returned to the lineup on July 19 against Chivas USA, assisting on Kheli Dube's game-winning goal. Established a new career high with his sixth assist on Edgaras Jankauskas' game-tying goal against Toronto (Aug. 1). Scored the game-winning goal at Seattle (Aug. 20), matching his previous career high with his sixth goal of the season. Was shown a straight red card against Kansas City (Sept. 5) and was suspended for the 2-0 loss to Chivas USA (Sept. 13). Set a new career high for goals in a season (8) and earned MLS player of the week honors for Week 28 when he scored both Revs goals in the 2-1 win over Seattle (Sept. 26), including a penalty kick in the 51st minute and the game-winning header in the 87th minute. Played every minute of the Eastern Conference Semifinal Series against Chicago, serving primarily as a central midfielder but also seeing time at forward. Scored the game-winning goal in the 75th minute of the Game 1 victory, battling through a crowd of defenders and finishing from close range for his first career postseason goal.

2008: Started 27 regular-season matches, playing primarily as a defensive midfielder but also seeing limited action as a withdrawn forward and attacking midfielder. Recorded one goal and one assist. Collected his only assist of the 2008 season on Kheli Dube's game-winning goal in the sixth minute against San Jose (May 17). Had his penalty-kick attempt at Columbus (May 24) saved by William Hoesmer, but Dube scored on the rebound. Missed his first match of the season on June 12 at Houston while with the Grenada National Team. Returned unexpectedly from international duty to start in the Revolution's 1-1 draw with New York (June 18) before departing for Costa Rica to meet up with Grenada for the second leg of its World Cup Qualifying series. Also missed the match at Real Salt Lake (June 21) while representing Grenada. Was red-carded in the 74th minute of the Aug. 9 match against Chicago and served a mandatory one-game suspension at San Jose (Aug. 16). Served as the team's captain in Steve Ralston's absence on Aug. 30 against LA and scored his only goal of the season, tying the game in the 71st minute as the teams drew, 2-2. Started in the defensive midfield at Kansas City (Oct. 11), but was pushed into a more attacking role after Ralston left the game with an injury in the 17th minute. Started all five SuperLiga matches, scoring three goals to tie for first in the competition. All three of his goals were headers off set pieces served by Steve Ralston. Recorded the game-tying strike at Chivas USA (July 20), and scored the only goal in the semifinal win over Atlanta (July 30). In the final against Houston (Aug. 5), scored the game-tying goal in the 102nd minute and notched the team's second PK in penalty kicks of the 6-5 shootout victory. Started and captained the team in the U.S. Open Cup semifinals at D.C. United (Aug. 12). Started both matches in the CONCACAF Champions League qualifying round against Joe Public FC, and in the away leg in Trinidad, drew a penalty kick which Mauricio Castro converted for the Revs' lone goal in the series. Started both matches against Chicago in the Eastern Conference Semifinal Series of the MLS Cup Playoffs. Captained the team for the final four games of the year after Steve Ralston suffered a broken leg at Kansas City (Oct. 11).

2007: An MLS Best XI selection at season's end. Was an MLS All-Star "First XI" honoree and started against Celtic FC at Dick's Sporting Goods Park in July. Started all 27 games in which he played during the regular season, missing two games with injuries and one with a red-card suspension. Scored four goals on the season: three penalty kicks (April 14 vs. TFC, May 26 vs. KC and July 22 vs. HOU) and the game-winner at Houston on May 19. Also added five assists, four of them game-winning assists. Recorded his first assist in more than a year on May 12 at Los Angeles - on Taylor Twellman's game-winning goal in the 85th minute.

Was shown a red card at D.C. on May 3 and sat out the game against Chicago on May 6. Sent Khano Smith in down the left for the game-winning goal in the 1-0 victory against Colorado on Sept. 29. Played a one-two with Steve Ralston against Columbus (Oct. 13), setting up Ralston's then game-tying goal in the 83rd minute. Started and played all 90 minutes in all four of the Revs' postseason games. Recorded two assists in postseason action, setting up the play that led to Taylor Twellman's game- and series-winning goal in Game 2 of the Eastern Conference Semifinal Series against New York, and then setting up Twellman's go-ahead goal in the first half of MLS Cup 2007.

2006: An MLS All-Star "First XI" selection, but was unable to play in the league's all-star match against EPL champion Chelsea FC because of the Revs' rescheduled game at Chivas USA. Voted Revolution Best Defender by the New England soccer media. Scored three goals and added one assist while controlling the Revs' midfield. Notched two goals on May 6 in the Revs' 4-0 victory over Los Angeles at Gillette Stadium. Missed the final five games of the regular season after undergoing surgery to repair torn ligaments and nerves in his right hand, but returned to start the three postseason games for which he was available. Played all 120 minutes of MLS Cup 2006, converting his shot in the game-deciding penalty kicks.

2005: Elected to the league Best XI and All-Star teams and voted Revolution Most Valuable Player by the New England soccer media. Considered by most observers to have been the MLS Select team's best player in the Trofeo Santiago Bernabeu match at Real Madrid on August 23. Added six goals to his usual tough-tackling, accurate-passing brand of play. Recorded his first-career two-goal game against the MetroStars at Giants Stadium on Sept. 17, also adding an assist in that game.

2004: In his sophomore season in MLS, Joseph staked a claim to being the premier contention midfielder in the league. Started and played in 23 regular season matches and all three Revs playoffs games, registering three regular-season assists. Missed two games in June to play in World Cup qualifying with Grenada. Also missed action because of a broken nose (two games) and a hip flexor/quadriceps injury (three games). Accumulated just four regular season yellow cards despite playing an aggressive style, a testament to his good timing and tackling technique. Was a 2004 Sierra Mist MLS All-Star.

2003: Joseph became a force in central midfield during his rookie year with the Revolution, appearing in 28 games and finishing second on the club in minutes played with 2,466. Made his MLS debut on April 19 against Columbus at Gillette Stadium when he came on for Daniel Hernandez at halftime. One week later he made his first start in Dallas and was a fixture in Steve Nicol's startling lineup from that point on, missing just one game. Finished the season with two goals and two assists for six points and his strong partnership with Jose Cancela in central midfield helped spur the Revs to a 6-0-1 record during the final two months of the regular season. Played briefly in goal against Chicago on July 19. Recorded his first-career MLS point (an assist) on May 17 in a 3-0 victory over Chicago at home, then scored his first career MLS goal on Sept. 28 against Columbus in a 3-2, overtime victory at home.

BEFORE MLS: Joseph was originally drafted by the Revolution in the second round (14th overall) of the 2002 MLS SuperDraft. Pursued playing opportunities with teams in Italy and Germany before returning to the United States, where he played for the New York Freedoms of the D3 Pro-League during the 2002 season. Scored seven goals and added one assist with the Freedoms.

COLLEGE: Began college career at Bryant & Stratton College in Syracuse, N.Y., for two years before transferring to St. John's University in 2000 ... earned NSCAA All-America honors at St. John's as a senior in 2001 ... led the Red Storm to the NCAA College Cup semifinals in 2001



where they lost to former Revs teammate Pat Noonan's Indiana squad ... a two-time NSCAA all-region and two-time All-BIG EAST selection ... played defense, midfield and forward during his time at St. John's ... his two-year goal total of 21 goals ranked 10th all-time at St. John's ... scored 14 goals and added two assists as a junior playing forward, but retreated to defense as a senior, still managing to post seven goals and four assists in his final season.

GRENADE NATIONAL TEAM: Has appeared more than 20 times for the Grenada National Team ... has scored one goal, in Grenada's 2-1 friendly win over Jamaica on June 10, 2008 ... was the 2007 Caribbean Player of the Year and the 2008 Grenada Footballer of the Year ... named to the country's 2009 CONCACAF Gold Cup squad, but had to withdraw because of a bone bruise in his right knee ... most recently appeared for Grenada in a pair of World Cup Qualifiers against Costa Rica on June 14 and June 21, 2008, playing the full 90 minutes in both matches ... Grenada drew in the first leg, 2-2, but dropped the second leg, 3-0, and was eliminated from World Cup Qualifying as a result ... played in the

Copa Caribe, the pre-qualifying tournament for the 2002 CONCACAF Gold Cup, as well as World Cup Qualifiers ... played in CONCACAF region FIFA World Cup Qualifiers for Grenada in 2004 ... named Grenada's Footballer of the Year in 2003.

PERSONAL: Trained in Italy and Germany during the 2002 season ... graduated from St. John's (NY) with a degree in sports management ... nicknamed "Charlie" and "Chaz" ... a citizen of Grenada, but his family moved to Crown Heights, Brooklyn when he was a teenager and Joseph considers himself a New Yorker, as well as a Grenadian ... favorite soccer team other than the Revs is Arsenal ... favorite soccer memory is going to the NCAA College Cup with St. John's ... listens to rap and reggae music ... favorite film is Scarface and favorite TV show is The Wire ... has a chocolate lab, Zola.

2011 REVIEWS:
JOSEPH





KENNY MANSALLY

#7

Position	Forward/Midfielder	Hometown	Banjul, Gambia
Height	5-10	Last Club	Real de Banjul (GAM)
Weight	160 lbs.	Nationality	Gambia (U.S. Green Card)
D.O.B.	January 27, 1989	Status	Senior Roster

How Acquired: Signed by the Revolution as a youth international on Sept. 6, 2007.

2011 REVIEWS:
MANSALLY

A young, dynamic player who has performed at both the youth and senior international levels ... a left-footed player, he can play as both a forward or a wide midfielder ... very fast and strong on the ball, with a very hard shot ... Is also adept at free kicks and corner kicks when needed ... along with teammate Sainey Nyassi, helped lead Gambia's Under-20 Team to the knockout rounds of the 2007 FIFA Under-20 World Cup and made his debut for the country's full senior national team in June 2008 ... started his career wearing #29, but switched to #7 before the start of the 2010 season.

2010: Made 21 MLS appearances, including eight starts, scoring three goals. Notched two goals in a two-minute span in the Revs' 2-0 victory at D.C. (April 3), earning MLS Player of the Week honors for Week 2. Started his first game of the season at Seattle (June 5) and started his second game of the season against D.C. (Aug. 7), playing his first full game of 2010. Scored his third league goal of the season at Kansas City (Aug. 21). Missed the Sept. 4 match against Seattle and the Oct. 10 match at Houston while with the Gambia National Team at Africa Cup of Nations qualifiers against Namibia and Burkina Faso, respectively. Tied a club record for fouls suffered (10) in a game in the season finale at New York (Oct. 21), matching Clint Dempsey's 2005 mark. Started four SuperLiga matches, scoring one goal. Scored the team's goal in regulation, and then the game-winning goal in PKs of the SuperLiga semifinal win over Puebla (Aug. 4). Missed the final against Monarcas Morelia (Sept. 1) after being called up to the Gambia National Team for its Africa Cup of Nations qualifier against Namibia (Sept. 4).

2009: Appeared in 25 regular-season MLS matches, starting 19 games. Overall, made 32 appearances, including action in the U.S. Open Cup, SuperLiga and MLS Cup Playoffs. Began the season at forward, but shifted to his natural and preferred left midfield position one-third of the way into the season. Recorded one goal and two assists. Notched the game-tying goal in the 90th minute of the 1-1 draw at New York (March 28), guiding a header inside the left post. Made his first appearance at left midfield against D.C. (May 30), assisting on Joseph's game-tying goal in the 55th minute, just 10 minutes after entering the game as a halftime substitute. Earned his first start at left midfield in the 4-0 win over New York (June 7) and began the next eight games at that position. Recorded his second assist of the season on Kheli Dube's 29th-minute

goal in the 1-1 draw with Colorado (Oct. 3). Started the Revs' lone U.S. Open Cup match against the Harrisburg City Islanders (June 30), playing 45 minutes at left midfield. Started all four SuperLiga matches at left midfield, scoring two goals and adding two assists to tie for the team lead in scoring during the tournament. Scored the game-tying goal in the 60th minute of the 4-2 win over Santos Laguna (June 21), while he later assisted on Kheli Dube's 82nd-minute goal. Assisted on Dube's goal in first-half stoppage time of the 1-1 draw with Kansas City (June 24). Struck for the game-winning goal against Atlas (June 28). Started at left midfield in both matches of the Eastern Conference Semifinal Series against Chicago in the MLS Cup Playoffs. Assisted on Emmanuel Osei's game-tying goal in first-half stoppage time of the Game 1 victory.

2008: Made 17 appearances at forward during the regular season, including 11 starts. Overall, appeared in 26 games, including MLS regular season, playoffs, SuperLiga and U.S. Open Cup. Scored three goals and added one assist in MLS action. Missed a total of six games while on international duty with the Gambia National Team and Gambia Under-20 National Team, and an additional six matches (Aug. 9-Sept. 6) with a right ankle sprain. Made his first MLS start in the season opener against Houston (March 29). Recorded his first career goal and first career assist in the Revs' 3-1 victory at Kansas City (April 9). Scored the game-tying goal at Colorado (Sept. 20) in the 1-1 draw, helping the Revs earn their first point in Colorado since 2004. Started both of the Revs' postseason matches against Chicago, as well as all five of the team's SuperLiga matches. Appeared in two U.S. Open Cup games, scoring the team's only goal in regulation against Crystal Palace Baltimore (July 8). Also made one appearance with the Revs' reserves, earning an assist against Toronto (June 29).

2007: The late-season signee made his MLS debut on Oct. 6 at Chicago, entering in the 76th minute and playing up top in place of Pat Noonan. Made only one appearance with the first team, but had four appearances with the reserve squad - all starts. Scored two goals for the reserves, including one at New York on Sept. 22. Scored the game-tying goal on a free kick in the 86th minute against the Columbus reserves on Oct. 14.

MANSALLY: MLS CAREER STATISTICS

Year	Team	GP	GS	MIN	G	A	SHT	SOG	FC	FS	OFF	CK	C	E
2007	New England	1	0	14	0	0	0	0	1	1	0	0	1	0
2008	New England	17	11	979	3	1	14	8	22	26	9	0	1	0
2009	New England	25	19	1699	1	2	28	10	33	29	10	57	5	0
2010	New England	21	8	928	3	0	23	9	20	29	7	11	2	0
TOTALS		64	38	3620	7	3	65	27	76	85	26	68	9	0

POSTSEASON

Year	Team	GP	GS	MIN	G	A	SHT	SOG	FC	FS	OFF	CK	C	E
2007	New England	0	0	0	0	0	0	0	0	0	0	0	0	0
2008	New England	2	2	180	0	0	3	2	4	3	0	0	1	0
2009	New England	2	2	114	0	1	4	2	2	1	0	6	1	0
TOTALS		4	4	294	0	1	7	4	6	4	0	6	2	0



GAMBIA NATIONAL TEAM: Has six caps with the Gambia National Team as of the end of the 2010 MLS season ... was called up to Gambia's full national team for the first time for its June 2008 World Cup Qualifiers (Liberia on June 1, Senegal on June 8, Algeria on June 14 and Algeria on June 20) ... made his full international debut against Algeria on June 14, entering the match in the 73rd minute of the 1-0 win ... started a pair of friendlies in January 2010, against Tunisia and Angola ... was called up for Gambia's Africa Cup of Nations qualifier against Namibia (Sept. 4), but did not appear in the match ... did appear in the team's qualifier against Burkina Faso (Oct. 9) as a substitute ... appeared in all four of Gambia's games at the 2007 FIFA Under-20 World Cup in Canada, starting three in the midfield ... scored the game-winning goal against Portugal that sent Gambia through to the knockout rounds ... also played a key role in Gambia's advancement to the semifinals of the African Youth Championships in 2007.

PERSONAL: Although his first name is Abdoulie, he prefers to be called Kenny ... is one of Ousman Mansally and Kaddy Saijo's seven children ... has three brothers (Omar, Babucarr and Saikou) and three sisters (Yama, Nyanya and Mai) ... also plays basketball in his spare time ... his favorite soccer moment is when he scored against Portugal at the 2007 FIFA Under-20 World Cup in Canada ... celebrates the Islamic month of Ramadan with the customary fast during daylight hours.



2011 REVS:
MANSALLY

#26



STEPHEN McCARTHY

Position	Midfielder	Hometown	Dallas, Texas
Height	6-4	College	North Carolina
Weight	185 lbs.	Youth Club	Dallas Texans
D.O.B.	July 21, 1988	Status	Senior Roster


How Acquired: Selected by the Revolution in the second round (24th overall) in the 2011 MLS SuperDraft

A physical midfielder who is active in the play ... has a solid first touch and is able to connect passes under pressure ... uses his tremendous size in his defensive role in the midfield ... can also get forward as a target man on set pieces, and has an accurate shot from distance.

COLLEGE: Played his redshirt senior season at North Carolina (2010) after spending four years (2006-09) at Santa Clara ... played three full seasons and three games of his true senior season for the Broncos before transferring to UNC to complete his added year of eligibility ... was an all-region selection in 2010, and was a four-time all-conference choice (three-time All-West Coast Conference - 2006, 2007, 2008; All-ACC - 2010) ... as a senior, helped guide the Tar Heels to the NCAA national semifinals, where the team lost to national runner-up, Louisville ... scored UNC's lone goal in the College Cup in its 2-1 loss to Louisville ... during the 2010 season, started 17 of his 18 appearances, scoring two goals and adding one assist ... made 64 appearances at Santa Clara, starting 63 games, in three-and-a-half years ... scored eight goals and added two assists for the Broncos, including a career-high six goals as a sophomore in 2007 which helped earn him a place on the all-region team.

PERSONAL: Son of Michael and Katie McCarthy ... is the middle of the couple's three children ... comes from an active family ... his mother, Katie, won the 1979 NJCAA cross-country skiing championship and also played collegiate volleyball at New Mexico ... his father, Michael, is a marathon runner in his spare time ... enjoys writing music and watching movies ... his favorite soccer teams are Arsenal and Liverpool, and follows Patrick Vieira and Steven Gerrard.





TIM MURRAY

#40

Position	Goalkeeper	Hometown	Haverhill, Mass.
Height	6-2	College	Providence
Weight	185 lbs.	Youth Club	Seacoast United
D.O.B.	July 30, 1987	Status	Senior Roster

How Acquired: Signed by the Revolution on April 29, 2010

A young athletic goalkeeper who is an excellent shot-blocker ... is expected to see more time during the 2011 season with the return of the MLS Reserve Division.

2010: Signed with the club in late April but did not make an appearance in 2010 ... because of injuries, finished his rookie season second on the goalkeeper depth chart after starting preseason as the fourth goalkeeper in camp.

COLLEGE: Holds the Providence College record for most career shutouts (27), and finished with a 1.01 career goals against average ... completed his final season at PC in 2009 ... played in 60 career games over four seasons at Providence, including 19 in each of his last three seasons, and compiled 201 saves ... in 2008, he helped the Friars record a 9-7-3 mark as he posted a 0.86 goals against average and notched a career-high 10 shutouts ... in 2009, he finished with nine

shutouts and posted a 0.90 goals against average as Providence reached the BIG EAST semifinals for the second time in four years ... helped the Friars reach the NCAA Tournament in 2006 and 2007.


PERSONAL: Son of Michael and Alicia Murray ... raised in Haverhill, Mass., and played his high school soccer at St. John's Prep (Danvers).

2011 REVS:
MURRAY

MURRAY: MLS CAREER STATISTICS

Year	Team	GP	GS	MIN	SOG	SV	GA	GAA	SHO	PK	PKA	W	L	T
2010	New England	0	0	0	0	0	0	0	0	0	0	0	0	0





SAINEI NYASSI

Position	Midfielder	Hometown	Bwiam, Gambia
Height	5-8	Last Club	Ports Authority (GAM)
Weight	145 lbs.	Nationality	Gambia
D.O.B.	January 31, 1989	Status	International

How Acquired: Signed by the Revolution as a youth international on Aug. 31, 2007.

Made his mark at the youth international level, helping lead Gambia's Under-20 Team to the knockout rounds of the 2007 FIFA Under-20 World Cup along with teammate Kenny Mansally... exceptionally quick, Nyassi can play on either side of the midfield or at forward if needed... a late-season signee in 2007... is good technically and is good at taking on defenders in the attacking third of the field... became the youngest player in Revolution history to start a season opener (19 years, one month, 28 days) when he started at right midfield against Houston in the 2008 season opener (March 29).

2010: Made 28 regular-season appearances - including 27 starts - while recording new career-highs with three goals and two assists. His 28 appearances tied Pat Phelan for the most on the season, and his 2,297 minutes played the team and marked a new career high. Scored his first goal of the season in the home opener against Toronto (April 10), and also earned an assist on Zack Schilawski's first goal of the game. Tallied the second goal of a 2-0 win over the LA Galaxy (July 10) off a Shalrie Joseph rebound that was deflected by the goalie and hit the post. Assisted Ilija Stolica's game-winning goal against Houston (Aug. 14). Made his first substitute appearance since Sept. 30, 2009 (span of 25 matches), when he came on at halftime at Chivas USA (Sept. 10) following his return from Gambia for its Africa Cup of Nations qualifier against Namibia. Recorded his career-high third goal of the season against Real Salt Lake (Oct. 2). Made three appearances in SuperLiga, including two starts. Came on as a second-half substitute in the 1-0 win over Pumas UNAM (July 14), and then started against Chicago (July 17) and Puebla (Aug. 4). Sat out the Monarcas Morelia game (July 20) as a precaution as he was carrying a yellow card. Missed the final against Morelia (Sept. 1) after being called up to the Gambia National Team for its Africa Cup of Nations qualifier against Namibia (Sept. 4). Also missed the Sept. 4 match against Seattle and the Oct. 10 match at Houston while with the Gambia National Team. Before missing the Sept. 4 match, Nyassi was the only Revs player to appear in every MLS match to that point in the season.

2009: Appeared in 28 matches - including 22 starts - in the MLS regular season, recording two goals and one assist. Overall, made 35 appearances, including action in the U.S. Open Cup, SuperLiga and MLS Cup Playoffs. Earned MLS goal of the week honors (Week 3) for his game-winning strike in the come-from-behind win over FC Dallas (April 4) in the home opener. Missed playing against his identical twin brother, Sanna,

by just two minutes in the 1-0 win over Seattle (Aug. 20). Sainei started the match but was replaced in the 67th minute, while Sanna entered the match in the 69th minute. Earned his second career assist on Kheli Dube's 81st-minute goal in the 4-2 loss to Kansas City (Sept. 5) after coming on as a substitute. Scored his fourth career goal in the 1-1 draw with New York (Sept. 18). Suffered a mild concussion in the 2-1 win over Seattle (Sept. 26), but recovered to make a substitute appearance in the next match against Dallas (Sept. 30) and start against Colorado (Oct. 3). Appeared as a substitute in the Revs' lone match in the U.S. Open Cup - against the Harrisburg City Islanders (June 30). Started all four matches on the right wing in SuperLiga, but did not record a goal or an assist. Started both Eastern Conference Semifinal Series matches against Chicago in the MLS Cup Playoffs (Nov. 1 and Nov. 7).

2008: Appeared in 25 regular-season games, making 19 starts on the right wing. Scored two goals and added one assist in MLS action. Overall, made 33 appearances with 27 starts. Earned his first career start in the season opener against Houston (March 29), and scored his first MLS goal in stoppage time on a spectacular individual run from mid-field, earning him Sierra Mist Goal of the Week honors for Week 1. Notched the game-winning goal at Kansas City (April 9). Missed the match at FC Dallas (April 24) with a right adductor strain, then suffered a left quad strain while training and missed two more games: against Chicago (May 3) and at Chivas USA (May 11). Finally returned to the field as a second-half substitute against San Jose (May 17). Started as a withdrawn forward against D.C. (May 29) while countryman Kenny Mansally was with Gambia's national team, but later returned to his normal right wing position. Picked up an assist on Adam Cristman's goal against Dallas (June 6). Missed the game at Toronto (Aug. 23) while serving his yellow-card accumulation suspension and the match at Kansas City (Oct. 11) while representing Gambia. Started all five SuperLiga matches, and helped create Kheli Dube's game-winning goal against Santos Laguna (July 13), but was not credited with an assist. Started the away leg of the CONCACAF Champions League series against Joe Public FC in Trinidad (Aug. 26).

2007: The late-season signee made his MLS debut at D.C. on Sept. 9, playing the final eight minutes on the right wing. Made just the one MLS appearance with the first team, but made four appearances with the reserve side after his signing. Scored two goals - including his first goal - against the New York reserves on Sept. 22. Scored again in his next

NYASSI: MLS CAREER STATISTICS

Year	Team	GP	GS	MIN	G	A	SHT	SOG	FC	FS	OFF	CK	C	E
2007	New England	1	0	8	0	0	0	0	0	0	0	0	0	0
2008	New England	25	18	1661	2	1	28	13	31	39	3	13	7	0
2009	New England	28	22	1940	2	1	28	14	17	23	5	1	1	0
2010	New England	28	27	2297	3	2	39	11	33	45	2	0	3	0
TOTALS		82	67	5906	7	4	95	38	81	107	10	14	11	0

POSTSEASON

YEAR	TEAM	GP	GS	MIN	G	A	SHT	SOG	FC	FS	OFF	CK	C	E
2007	New England	0	0	0	0	0	0	0	0	0	0	0	0	0
2008	New England	2	2	180	0	0	5	2	3	0	0	1	0	0
2009	New England	2	2	179	0	0	4	1	1	3	0	0	0	0
TOTALS		4	4	359	0	0	9	3	4	3	0	1	0	0



reserve game, this time at Chicago on Oct. 7. Made his first-ever Revs appearance as a substitute winger in the Revs' victory over the Carolina RailHawks in the U.S. Open Cup semifinals on Sept. 4 when he helped create Pat Noonan's game-winning goal in extra time that sent the Revs on to the finals.

GAMBIA NATIONAL TEAM: Has four caps and two goals with the Gambian senior national squad, all coming in 2010 ... notched his first international goal on Jan. 9, 2010, against Tunisia ... scored one goal on Sept. 4, 2010, in the squad's Africa Cup of Nations qualifier against Namibia in Banjul, then started again on Oct. 9 in the qualifier at Burkina Faso ... in 2008, earned his first call-up to Gambia's senior national team for the nation's World Cup Qualifier against Senegal (Oct. 11), but did not play ... called up for the country's scheduled friendly against Gabon on Feb. 11, 2009, but the match was cancelled because of inclement weather ... was called in for the country's two friendlies in January 2010 ... earned 16 caps for Gambia's Under-20 National Team, scoring one

goal ... his last U20 action came on Oct. 12, 2009, against Ghana in an African Youth Championships qualifier ... started all four of Gambia's games at the 2007 FIFA Under-20 World Cup in Canada and played a key role in Gambia's advancement to the semifinals of the African Youth Championships that year ... is a former member of Gambia's Under-17 National Team.

PERSONAL: Is the son of Abubacarr Nyassi and Anna Sanneh ... has a twin brother, Sanna, who is a member of the Colorado Rapids (MLS) ... also has a younger sister, Nyima (18), and younger brother, Aziz (16) ... his favorite soccer team is Arsenal, and his favorite player is Thierry Henry ... likes to listen to R&B and his favorite movie is Rush Hour ... his favorite soccer memory was playing against Brazil with Gambia's Under-17 National Team ... celebrates the Islamic month of Ramadan with the customary fast during daylight hours.



MARKO PEROVIC



Position	Midfielder	Hometown	Pristina, Serbia
Height	6-1	Last Club	FC Basel (SUI)
Weight	165 lbs.	Nationality	Serbia
D.O.B.	January 11, 1984	Status	International

How Acquired: Signed with the Revolution as an international player on March 26, 2010.

A dynamic, left-footed midfielder who is comfortable on the left side or playing behind the forwards in a five-man midfield or as a withdrawn forward ... has excellent vision and a very good soccer mind ... is keen on pushing the attack up the field, and getting other players involved ... has a very accurate left foot, both in the run of play and off set pieces ... brings extensive experience at the top levels of European soccer to MLS ... signed with the club on March 26, 2010, but officially joined the team on April 9 after completing his U.S. immigration process.

2010: The 2010 Revolution Most Valuable Player, as voted by the fans. Made 25 appearances, including 24 starts, scoring a team-high six goals in MLS action while adding three assists. Made his MLS debut in the 70th minute of the home opener against Toronto FC (April 10), and followed with his first career start in the following game at San Jose (April 17). Scored his first MLS goal on a free kick in the 19th minute against Colorado (April 24). Received a red card in the 29th minute against Chivas USA (May 5) and was suspended for the following game at Columbus (May 8). Picked up his second tally of the season when he scored in the eighth minute of the Revs' 3-2 win over New York (May 29). His free kick goal proved to be the game-winning goal in the Revs' 2-0 win over LA (July 10). Scored a 35-yard free kick to salvage a 1-1 draw at Philadelphia (July 31). Scored his fifth MLS goal at Chicago (Aug. 18) in the run of play, and added his sixth goal - the game-winning strike - against Seattle (Sept. 4), but also picked up his fifth yellow card of the season and missed the game at Chivas USA (Sept. 10). Recorded his first-career assist at Dallas (Sept. 22) on countryman Ilija Stolica's goal in the 66th minute. His second-minute free kick set up Pat Phelan's goal against Columbus (Sept. 25). Picked up an assist in the third straight game when he helped set up Salney Nyassli's 82nd-minute goal

against Real Salt Lake (Oct. 2). Started all five SuperLiga matches, scoring two goals and adding one assist. Started on the right wing against Pumas UNAM (July 14), where he recorded an assist on Zack Schilawski's game-winning goal. Started at withdrawn forward at Chicago (July 17), and scored the game-winning goal in the 77th minute, and repeated the effort against Monarcas Morelia (July 20) with another game-winning goal in the 62nd minute. Left in the 33rd minute of the Revs semifinal match against Puebla (Aug. 4) with a left calf strain.

BEFORE MLS: Began his playing career with Serbian Superliga club Red Star Belgrade in 2000 after playing in FK Pristina's youth system ... made 90 appearances with Red Star Belgrade between 2000 and 2008, scoring 10 goals ... after a brief loan to Jedinstvo Ub in 2003 - where he scored eight goals in 14 appearances - he returned to Red Star Belgrade and was eventually loaned out to FC Basel in the Swiss first division in 2008 ... In June 2008, signed with FC Basel where he made 28 appearances, scored eight goals and performed for the club during its run in the 2008-09 UEFA Champions League against Barcelona (ESP), FC Shakhtar Donetsk (UKR) and Sporting (POR).

SERBIA NATIONAL TEAM: A former member of Serbia's Under-21 national team.

PERSONAL: Is married to Jelena ... the couple has one son, Naum (2) ... enjoys playing tennis and go-carting ... favorite soccer moment was scoring a goal for Red Star in the Belgrade Derby against Partizan in 2005.



PEROVIC: MLS CAREER STATISTICS

Year	Team	GP	GS	MIN	G	A	SHT	SOG	FC	FS	OFF	CK	C	E
2010	New England	25	24	2058	6	3	56	21	22	26	16	97	7	1





PAT PHELAN

#28

Position	Midfielder	Hometown	Enfield, Conn.
Height	6-0	College	Wake Forest
Weight	175 lbs.	Youth Club	Oakwood SC
D.O.B.	Jan. 16, 1985	Status	Senior Roster

How Acquired: Traded to the Revolution from Toronto FC on June 4, 2008 in exchange for the rights to one of New England's international roster spots through 2010.

A physical converted central defender who also displays effective ball distribution in the defensive midfield ... adds size and strength to the line-up ... has a great soccer mind ... combines excellent ball skills with great tenacity in defending ... a former teammate of Zack Schilawski at Wake Forest.

2010: Appeared in 28 MLS matches, including 25 starts, recording two goals and one assist. His 28 appearances tied for the team lead and marked a new single-season best for the third-year pro. Made 23 appearances in the central midfield, and five at central defense. Recorded his first MLS regular-season assist at Columbus (May 8). Scored his first career goal - the game-winning goal on a header off a Chris Tierney free kick - against D.C. United (Aug. 7). Scored his second career goal against Columbus (Sept. 25), notching a second-minute strike off Marko Perovic's free kick. Picked up his fifth yellow card of the season on Oct. 10 at Houston and missed the team's last home game on Oct. 16 against Kansas City. Appeared in all five SuperLiga matches, making two starts. Came on as a second-half substitute for an injured Kevin Alston and converted the fourth penalty kick in the Revs' 5-3 shootout win over Puebla (Aug. 4).

2009: Made 21 regular-season MLS appearances - including 13 starts - all as a central midfielder. Overall, made 28 appearances, including time in the U.S. Open Cup, SuperLiga and MLS Cup Playoffs. His substitute appearances were frequently made to move Shalrie Joseph up to forward from the midfield. Made his 2009 debut in the 1-1 draw at D.C. (April 17). Started 10 consecutive matches from May 9 - July 25. Fractured his right wrist in stoppage time of the 4-2 loss to Kansas City (Sept. 5), but started the next match against Chivas USA (Sept. 13) while wearing a heavily-padded cast, which he wore for the rest of the season. Played the final 75 minutes of the 2-1, extra-time loss to the Harrisburg City Islanders of USL-2 (June 30) in the center of midfield after replacing Larentowicz at halftime. Wore the captain's armband for the remainder of the game after Larentowicz served as captain in the first half. Started all four SuperLiga matches, playing all 360 minutes of the Revs' run in the tournament in the center of midfield. Appeared as a second-half substitute in both games of the Eastern Conference Semifinal Series against Chicago in the MLS Cup Playoffs. Earned his first career professional assist on Shalrie Joseph's game-winning goal in the 75th minute of the Game 1 victory (Nov. 1). Almost sent the series into extra time with a late goal in Game 2 (Nov. 7), but his 89th-minute header flew just wide of the right post.

2008: Originally drafted by Toronto in the first round (10th overall) of the 2008 MLS SuperDraft, was traded to the Revs on June 4. Made 11 regular-season appearances, including five starts in the defensive midfield.

Overall, made 19 appearances, including 10 starts in the regular season, U.S. Open Cup, SuperLiga, CONCACAF Champions League and MLS Cup Playoffs. Made his MLS and Revolution debut on June 12 at Houston, starting in the center of midfield and playing 80 minutes alongside Jeff Larentowicz. Played every minute of all three U.S. Open Cup matches (July 1 vs. Richmond, July 8 vs. Crystal Palace, Aug. 12 at D.C.) in the central midfield. Made two appearances in SuperLiga, including a start against Pachuca (July 16). Suffered a concussion after a collision with Sainey Nyassli late in the game, and missed the Chivas USA (July 20) and Atlante semifinal (July 30) matches. Was available and dressed for the final against Houston (Aug. 5), but did not play. Made two appearances in the CONCACAF Champions League against Joe Public, starting in the away leg in Trinidad (Aug. 26). Also made four starts in the Reserve Division. Before joining the Revs through a trade with Toronto FC on June 4, made four appearances with TFC's reserves, but did not make a first-team appearance.

COLLEGE: Appeared in 82 games with Wake Forest, starting 78 in his four-year career ... mainly a defender, Phelan saw time as a defensive midfielder during his senior year ... scored two goals and added seven career assists ... a 2007 first-team NSCAA All-American and All-ACC first-team selection ... a two-time NSCAA All-South performer ... helped the Demon Deacons win the 2007 NCAA College Cup.

U.S. NATIONAL TEAM: A former member of the U.S. Under-18 and Under-20 National Teams ... helped the U20s solidify a spot in the 2005 FIFA World Youth Championship in Holland ... invited to the January 2008 Under-23 training camp.

PERSONAL: Married his wife, Maggie, on Jan. 10, 2009 ... is the son of Thomas and Phyllis Phelan ... was a double major in political science and Spanish at Wake Forest ... was the 2003 Gatorade National High School Player of the Year, as well as the 2003 Massachusetts Gatorade Player of the Year while attending Wilbraham & Monson Academy in Wilbraham, Mass. ... cousin of Gerard Phelan, who famously caught Doug Flutie's "Hail Mary" pass to help Boston College defeat the University of Miami, 47-45, in the 1984 Orange Bowl.

PHELAN: MLS CAREER STATISTICS

Year	Team	GP	GS	MIN	G	A	SHT	SOG	FC	FS	OFF	CK	C	E
2008	New England	11	5	467	0	0	1	1	3	2	0	0	0	0
2009	New England	21	13	1136	0	0	7	2	16	15	0	0	3	0
2010	New England	28	25	2167	2	1	20	8	34	20	1	1	5	0
TOTALS		60	43	3770	2	1	28	11	53	37	1	1	8	0

POSTSEASON

Year	Team	GP	GS	MIN	G	A	SHT	SOG	FC	FS	OFF	CK	C	E
2008	New England	1	0	51	0	0	0	0	0	0	0	0	0	0
2009	New England	2	0	42	0	1	3	2	0	1	0	0	0	0
TOTALS		3	0	93	0	1	3	2	0	1	0	0	0	0

2011 REVIEWS:
PHELAN




MATT REIS

Position	Goalkeeper	College	UCLA
Height	6-1	Last Club	LA Galaxy (MLS)
Weight	196 lbs.	Youth Club	Pateadores
D.O.B.	March 28, 1975	Status	Senior Roster
Hometown	Mission Viejo, Calif.		

How Acquired: Traded to the Revolution from LA in exchange for Alex Pineda Chacon and a 2004 conditional draft pick on Jan. 17, 2003.

Reis is considered by many to be the top goalkeeper in the league ... brings an unmatched presence and intelligence to the position ... positionally sound, brave in traffic and excellent with the ball at his feet, Reis is also a strong organizer and communicator ... a fantastic shot-stopper on penalty kicks, and one of head coach Steve Nicol's first selections to take penalty kicks ... holds every New England career goalkeeping record, including games played in goal (188), games started in goal (187), minutes played in goal (16,842), goals against average (1.29), wins (75), saves (757), shutouts (50) and save percentage (.729) ... has 44 regular-season shutouts since the start of the 2005 season, second among MLS goalkeepers in that time span ... set the then-MLS record for consecutive minutes played (regular-season), 7,975, which he set from Sept. 3, 2005 to Aug. 16, 2008, which FC Dallas' Kevin Hartman has since surpassed ... became the first goalkeeper in Revolution history to start 150 matches for the club in the 2009 season opener against San Jose (March 21), while he became the seventh goalkeeper in MLS history to record 50 career shutouts in the 4-0 victory over New York (June 7) ... has eight career postseason shutouts (seven with the Revs) to rank third all-time in MLS ... nominated for 2007 and 2008 ESPY Awards for Best MLS player ... voted to the 2007 and 2008 MLS All-Star Games as a "First XI" (top vote-getter) selection ... a four-time MLS All-Star and a four-time finalist for MLS goalkeeper of the year (2005-08).

2010: Missed the first three-and-a-half months of the regular season recovering from off-season shoulder and knee surgeries, had a stint on the disabled list (April 30-June 1) and then saw his season end prematurely when he underwent season-ending ankle surgery on Oct. 13. Made just 14 appearances, all starts, going 4-7-3 with a 1.79 goals against average and three shutouts. His 1,260 minutes played marked his lowest season total since his first season in New England (2002, 458 minutes). Made his first regular-season appearance of the year in the team's 1-0 loss to Chicago (June 27), making three saves. Picked up his first shutout and win of the season in the Revs 2-0 win over the LA Galaxy (July 10), making five saves. Made three saves in the Revs 1-1 draw with Philadelphia (July 31). Was in net when the club set a team-record 390-minute shutout streak in all competitions from July 2 - July 31. Picked up his second shutout of 2010 and made a season-high six saves in the Revs 1-0 win over D.C. (Aug. 7). Posted his third shutout in league games with another six-save performance against Houston (Aug. 14). Did not play against Philly (Aug. 28) because of lower back pain, but returned to the lineup on Sept. 4 against Seattle, making two saves in his 75th career win as a member of the Revolution. Did not play at Houston (Oct. 10) and underwent debridement surgery on his right ankle on Oct. 13, forcing him to miss the rest of the season. Made four SuperLiga appearances, all starts. Went 2-1-1 in the tournament. Posted a three-save shutout to earn the 1-0 win at Chicago (July 17) in group

REIS: MLS CAREER STATISTICS

Year	Team	GP	GS	MIN	SOG	SV	GA	GAA	SHO	PK	PKA	W	L	T
1998	Los Angeles	5	4	336	24	18	5	1.34	0	0	0	2	1	0
1999	Los Angeles	1	0	10	1	1	0	0.00	0	0	0	0	0	0
2000	Los Angeles	6	6	559	31	21	10	1.61	1	1	2	2	3	1
2001	Los Angeles	16	15	1405	76	52	22	1.41	6	2	2	8	3	4
2002	Los Angeles	11	10	929	47	33	13	1.26	2	1	1	5	3	2
2003	New England	5	5	458	23	12	10	1.97	0	2	2	1	3	1
2004	New England	24	23	2115	134	97	32	1.36	3	4	4	7	10	7
2005	New England	31	31	2784	162	115	35	1.13	10	4	5	16	7	8
2006	New England	32	32	2880	182	141	35	1.09	10	1	3	12	8	12
2007	New England	30	30	2700	169	120	43	1.43	10	3	3	14	8	8
2008	New England	28	28	2485	150	107	38	1.38	6	3	4	11	11	6
2009	New England	24	24	2160	140	114	23	0.96	8	2	3	10	8	6
2010	New England	14	14	1260	79	51	25	1.79	3	2	3	4	7	3
TOTALS		227	222	20081	1218	882	291	1.30	59	25	32	92	72	58

POSTSEASON

Year	Team	GP	GS	MIN	SOG	SV	GA	GAA	SHO	PK	PKA	W	L	T
2000	Los Angeles	1	0	51	0	0	0	0.00	1	0	0	1	0	0
2004	New England	3	3	300	17	12	4	1.20	1	0	2	1	1	1
2005	New England	4	4	390	27	22	3	0.69	1	0	0	2	2	0
2006	New England	4	4	420	20	17	3	0.64	1	0	0	2	1	1
2007	New England	4	4	369	27	24	2	0.50	3	0	0	2	1	1
2008	New England	2	2	180	13	8	3	1.50	1	0	0	0	1	1
2009	New England	2	2	180	15	11	3	1.50	0	0	0	1	1	0
TOTALS		20	19	1881	119	94	18	0.86	8	0	2	9	6	5



play, and recorded another shutout and made three saves in the win over Monarcas Morelia (July 20). Made four saves, converted a penalty kick and stopped a Puebla penalty kick attempt in the Revs 5-3 shootout win in the semifinal round. Made six saves in the final against Morelia (Sept. 1), allowing two goals in the loss.

2009: Made 24 regular-season starts, going 10-8-6 with a career-best 0.96 goals against average and eight shutouts. Overall, appeared in 30 matches, including SuperLiga and MLS Cup Playoffs. Led the league in both saves (114) and save percentage (.814), while his GAA (0.96) was fourth best in the league. Established a new club record shutout streak by going 386 consecutive minutes without allowing a goal from July 4 - Aug. 1, 2009. Missed six games because of injury, including four games (March 28 - April 25) with inflammation in his right knee, one game (May 16) with a concussion, and one game (Sept. 5) with a right leg contusion. Earned a four-save shutout in the season-opening, 1-0 win over the San Jose Earthquakes (March 21). Made three saves to earn his 50th career shutout in the 4-0 win over the New York Red Bulls (June 7). Made a career-high 11 saves in the 0-0 draw with Kansas City (July 11). Recorded another clean sheet with three saves in the 2-0 win over Chivas USA (July 19), while he earned his third straight shutout with an eight-save performance in the 1-0 win over Houston (July 25). Finally allowed a goal in the 34th minute of the 1-1 draw with Toronto FC (Aug. 1), ending the longest shutout streak in Revolution history at 386 minutes. Was not forced to make a save while earning a shutout in the 1-0 win over Seattle (Aug. 20). Made his 200th career start in the 2-1 win over San Jose (Aug. 29). Became the fifth player in Revolution history to play 15,000 minutes for the club in the 1-1 draw with New York (Sept. 18). Made four saves to earn a clean sheet in the 0-0 draw with Chicago (Oct. 17) after passing a late fitness test for a sprained left ankle. Stopped two shots to record his second consecutive shutout - and his eighth of the season - in the playoff-clinching, 1-0 win over Columbus (Oct. 25). Started all four matches in SuperLiga, going 2-1-1 with a 1.25 goals against average and one shutout. Played in both matches of the Eastern Conference Semifinal Series against Chicago in the MLS Cup Playoffs, going 1-1-0 with a 1.50 goals against average. Earned his ninth career postseason victory (and his eighth with the Revs) in the 2-1 victory in Game 1 (Nov. 1). Matched his postseason career-high with 10 saves in the 2-0 loss in Game Two (Nov. 7).

2008: Started 28 regular-season games, missing two in August with a right adductor injury - his first missed starts since 2005. Overall, made 36 appearances, including regular season, playoffs, CONCACAF Champions League and SuperLiga. Recorded six shutouts and posted a 1.38 goals against average. Became MLS' all-time leader in consecutive minutes played (regular-season games only) against Colorado (April 12), passing Houston's Pat Onstad (6,648 minutes) although that mark has since been passed by Kevin Hartman. Posted 10 saves in the 2-1 win against Dallas (June 6), including eight - which would have tied his previous season-high - in the second half. Earned a shutout in the 2-0 win at Houston (June 12), making five saves, including a stop on Stuart Holden's 82nd-minute penalty kick. Suffered a right adductor (groin) strain in the 4-0 loss at San Jose (Aug. 16) and was removed in the 55th minute, ending his consecutive minutes played streak at a then-record 7,975 minutes. Earned his 48th career shutout in the 4-0 win over Chivas USA (Sept. 11), making three saves. Started both of the Revs' MLS Cup Playoff matches against Chicago, posting a shutout in Game One of the team's semifinal series. Started all five of the team's SuperLiga 2008 matches. Finished first in the competition in shutouts (3), goals against average (0.56), save percentage (.848) and saves (28) en route to being named the State Farm Portero Supremo (Supreme Goalkeeper). Stopped back-to-back penalty kicks from Dwayne De Rosario and Brian Ching in the shootout as the Revs defeated Houston in penalties, 6-5, to claim the SuperLiga title (Aug. 5).

2007: Started all 30 games and played 90 minutes in every contest for 2,700 total minutes in the season - tied for the second-highest mark in

MLS. His 14 wins were his second-highest career total and ranked him second in MLS, two shy of his career-best 16, which he registered in 2005 with the Revs. Posted 10 shutouts in the regular season, his third straight year reaching the 10-shutout mark. Made 120 saves, the second-highest season total in his career, to rank second in MLS. Made five or more saves 11 times during the season. Matched his single-game career high (regular-season) with nine saves at D.C. on May 3, including a diving save of the potential game-winning goal in the final minute of stoppage time. Recorded three shutouts in the postseason, blanking the Red Bulls in both games of the teams' Eastern Conference Semifinal Series (away on Oct. 28 and home on Nov. 3) and then Chicago in the Eastern Conference Championship on Nov. 8. Posted 10 saves in the Eastern Conference Championship against the Fire. Had an 0.50 goals against average with a league-high 24 saves in the postseason. Made his third consecutive start in the MLS Cup championship match. Started the MLS All-Star Game against Celtic FC, and played 45 minutes to back the squad to the 2-0 victory over the Scottish giants.

2006: Established himself as arguably MLS' top goalkeeper as he was voted 2006 Revolution Honda MVP. Backed the league's best defense, which allowed just 35 goals in 32 games for a team-record 1.09 goals against average. Led MLS in shutouts (10) and his 141 saves outpaced the next closest goalkeeper by 33, matching and setting New England records, respectively. One of two players in MLS to play every minute of every game, tying the MLS and Revolution records and setting new personal single-season marks in both categories. His 1.09 GAA was the best among all full-time MLS goalkeepers and established a new Revolution single-season club record. Stopped two of the three penalty-kick attempts against him during the season to further enhance his reputation as the league's best in PK situations. Made five or more saves 15 times during the season, including two games with eight. Went 5-0-2 with an 0.57 GAA in the final seven games of the regular season, leading the Revs annual charge into the postseason. Started all four postseason games, earning a 2-1-1 record and 0.64 GAA as he led the Revs to MLS Cup 2006 for the second consecutive season. Was voted to Soccer America's 2006 MLS Cup Playoffs Best XI and was the publication's top goalkeeper in MLS for the 2006 season.

2005: Reis' second season as the Revs number one goalkeeper was his best yet as a professional. Reis was named to the league All-Star team for the first time in his career and set all-time single-season club marks for wins, saves, shutouts, minutes played in goal and starts in goal. He was also the MLS Select Team's starting goalkeeper for the prestigious Trofeo Santiago Bernabeu match against Real Madrid on Aug. 23. Led MLS in saves with 115, and his 1.13 GAA was tied for second-best in MLS. Ranked second in MLS in wins with 16. His 10 shutouts in 2005 placed him third in MLS in that category. Posted a league-leading 384-minute shutout streak in six matches between April 23 and May 21. On Sept. 10 against Columbus, Reis set a new Revs all-time career mark for wins by a goalkeeper with 22. Also, by playing the full 90 minutes in goal, he took over the top spot for minutes played in goal with 4,817, and also broke the Revs' all-time club mark for saves by tallying his 207th stop. With his start at Colorado on Aug. 20, Reis recorded his 51st start, putting him tops for all-time Revs starts in goal. Voted the 2005 U.S. Soccer Revolution Humanitarian of the Year.

2004: Posted a 7-10-7 record with a 1.36 GAA and three shutouts. His 24 appearances and 23 starts were both career highs. Was a huge presence between the pipes in the MLS Cup Playoffs, saving two penalty kicks in Game 2 of the Eastern Conference Semifinals at Columbus, before saving one attempt and scoring on one of his own attempts in the penalty shootout at D.C. in the Eastern Conference Championship game. Voted the 2004 Revolution Defensive Player of the Year.



2003: Was traded from Los Angeles to the Revolution on Jan. 17, 2003, in exchange for Alex Pineda Chicon. Started all five games in which he appeared in his first season with the Revs, posting a 1.97 GAA.

2002: Played 11 games for the Galaxy, posting a 1.26 GAA. Started nine of the team's first 10 games of the season, going 4-3-2 in that span. Posted two shutouts and had a 3-0-2 record in overtime games. Won an MLS Cup championship with the Galaxy with a 1-0, overtime victory over the Revolution at Gillette Stadium.

2001: Posted an 8-3-4 record while making 16 appearances, including 15 starts. Started 15 of the team's first 20 games. Recorded a 1.41 GAA and added six shutouts. Made 52 saves. Again a member of an LA team that played in the league's championship game, MLS Cup 2001.

2000: Played six games, posting a 1.61 GAA in Los Angeles. Had a 2-3-1 record in his starts. Earned his first MLS overtime victory on Aug. 16 with a 1-0 victory against Colorado. The 1-0 victory against the Rapids was also his first career shutout, during which he made four saves. Made one postseason appearance for the Galaxy, seeing 51 minutes of action on Sept. 14, earning the win in LA's 1-0 victory at Tampa Bay.

1999: Saw the least action of any backup goalkeeper in MLS as starter Kevin Hartman played in all 32 MLS games, coming out for only 10 minutes in one game. Reis was the starting keeper in every U.S. Open Cup game the team played. A member of the Galaxy team that played in MLS Cup 1999.

1998: Originally drafted by Los Angeles in the third round (26th overall) of the 1998 MLS College Draft. Recorded a 1.34 GAA in the five games he played during his MLS rookie season with Los Angeles. Earned his first career victory - a 2-1 triumph - on April 18 at Kansas City.

COLLEGE: Finished his college career at UCLA with an NCAA Championship in 1997 ... named 1997 NCAA College Cup Defensive MVP after recording 20 saves - including a school-record 11 in the semi-finals - and posting 221 shutout minutes on the way to the title ... named a 1997 All-American by Soccer America and Soccer Times ... posted an 0.64 GAA as a senior starter for the Bruins, his only season as the No. 1 keeper ... also added nine shutouts in 19 appearances while posting a 17-2 overall record.

U.S. NATIONAL TEAM: Selected as an alternate for the 2006 U.S. World Cup squad ... has earned two caps as of the close of the 2010 MLS season ... is 1-0-1 for the Nats, including a shutout in his first-ever U.S. National Team start, a 0-0 draw with Canada on Jan. 22, 2006, in San Diego ... started against Denmark on Jan. 20, 2007, in Carson, Calif., earning the win in the 3-1 victory in honor of former Revolution and UCLA goalkeepers coach David Vanole, who had passed unexpectedly a few weeks prior ... was most recently called up for the U.S.' World Cup Qualifier against Barbados (June 15, 2008), but did not see game action.

PERSONAL: Reis and his wife Nicole (Odum) have three sons, Jacob (4) and identical twins, Christian and Weston (1)... son of J.T. and Kathy Reis of Mission Viejo, Calif., and has one older brother, Mike ... started playing soccer at the age of five with the Rowdies ... was a striker until age fifteen ... enjoys playing sports, going to the beach and spending time with friends and loved ones ... his favorite actor is Will Ferrell and his favorite actress is Ashley Judd ... a fan of Clive Cussler's novels ... named the top practical joker in MLS by 90:00 Magazine ... his wife was an All-America softball shortstop at UCLA (1995-98).





ZACK SCHILAWSKI

#15

Position	Forward	Hometown	Cary, N.C.
Height	5-10	College	Wake Forest
Weight	165 lbs.	Youth Club Team	CASL
D.O.B.	April 14, 1987	Status	Senior Roster

How Acquired: Drafted by the Revolution in the first round (ninth overall) in the 2010 MLS SuperDraft.


An opportunistic goal scorer who is deadly inside the penalty area, but is also a threat from outside the box and has the ability to create his own chances ... uses his pace to get in behind the defense and makes smart runs off the ball ... plays well off his forward partner ... enjoys taking on defenders one-on-one, but is also effective at linking up through midfield ... has a tremendous work ethic.

2010: Made 25 league appearances, all at forward, including 15 starts, scoring five goals. Made his MLS debut with a start in the season opener against LA Galaxy (March 27). Netted a hat trick in the home opener against Toronto (April 10), becoming the first rookie in MLS history to register a hat trick in his home debut and just the third rookie in MLS history to net a hat trick. Scored the Revs' lone goal in a 1-1 tie with FC Dallas (May 1). Scored the game-winner in 3-2 win over New York to help snap a seven-game winless streak (May 29). Started his first game since Aug. 7 when he was in the starting 11 at Chivas USA (Sept. 10). Appeared in all five SuperLiga matches - making two starts - and scored one goal. Notched the game-winning goal in the 1-0 win over Pumas UNAM (July 14). Started the first two matches before coming on as a substitute against Monarcas Morelia (July 20) and Puebla (Aug. 4). Came on as a 70th-minute substitute in the final against Morelia (Sept. 1), and recorded his first professional assist on Kevin Alston's 79th-minute goal.

COLLEGE: Made a school-record 99 appearances during a standout four-year career at national power Wake Forest, scoring 40 goals and adding 20 assists during his time with the Demon Deacons ... appeared

in every regular-season and postseason game in which Wake played during his four years at the school, including 42 starts ... graduated from Wake ranked third in school history in both goals (40) and points (100) ... scored a career-high 14 goals as a senior in 2009 to lead the Atlantic Coast Conference, and added seven assists while starting all 24 games en route to All-America and All-ACC honors ... helped lead the Demon Deacons to the NCAA College Cup in each of his four years at Wake, including the program's first National Championship as a sophomore in 2007 ... scored the game-winning goal in the 2007 National Championship game, a 2-1 victory over Ohio State ... was selected as the NSCAA/adidas men's soccer Scholar-Athlete of the year in 2009, while he was twice named to the ESPN The Magazine Academic All-America first team ... was also named to the Lowe's Senior CLASS Award All-America first team.

PERSONAL: Son of Mike and Julie Schilawski ... has one brother, Sutton (28) ... graduated from Wake Forest in three-and-a-half years with a degree in biology ... lists his most memorable soccer moment as winning the 2007 NCAA National Championship, in which he scored the game-winning goal against Ohio State ... enjoys snowboarding and going to the beach in his spare time ... favorite movie is Good Will Hunting, while his favorite band is Red Hot Chili Peppers ... supports English club Burnley FC and La Liga powerhouse Barcelona, while he is also a fan of the Carolina Hurricanes and Carolina Panthers ... favorite soccer player is Wayne Rooney.



SCHILAWSKI: MLS CAREER STATISTICS

Year	Team	GP	GS	MIN	G	A	SHT	SOG	FC	FS	OFF	CK	C	E
2010	New England	25	15	1261	5	0	17	9	13	8	15	0	0	0

2011 REVIEWS
SCHILAWSKI


#34

BOBBY SHUTTLEWORTH



Position	Goalkeeper	College	Buffalo
Height	6-2	Youth Club Team	Buffalo Premier
Weight	195 lbs.	Last Club	Austin Aztex (USL-1)
D.O.B.	May 13, 1987	Status	Developmental Roster
Hometown	Tonawanda, N.Y.		

How Acquired: Signed with the Revolution as a developmental player on June 18, 2009

An athletic goalkeeper with good size ... joined the Revs following a brief stint with the Austin Aztex of USL-1, a club which the Revolution played against during the 2009 preseason ... was signed as a free agent on June 18, 2009, after impressing the Revolution coaching staff during a brief training stint earlier in the season ... started the 2010 season as the team's No. 3 keeper, and closed the season as it's No. 1 stopper.

2010: Appeared in six MLS matches, including five starts. In league play, went 3-3-0 overall, with a 1.62 goals against average and one shutout. Made his MLS debut against New York (May 29) following Preston Burpo's injury, making two saves while picking up his first career win in the 3-2 victory. Started his first career game at Seattle (June 5) and made five saves in a 3-0 loss. Drew the start against Philly (Aug. 28), making one save in the 2-1 loss, when Matt Reis was unavailable because of lower back pain. Started at Houston (Oct. 10), picking up the win with a career-high six-save effort, including a lunging point-blank save on Dominic Oduro late in the first half. Earned his second win in a row on Oct. 16 against Kansas City, making four saves in his first career shutout. Made one start in SuperLiga, recording six saves to pick up a 1-0 shutout win over Pumas (July 14). Shuttleworth's participation in the match was part of the club-record 390-minute shutout streak in all competitions set from July 2 - July 31.

2009: As the team's third-string goalkeeper, did not make a first-team appearance during the season. Did make the team sheet in several matches when Matt Reis was injured and back-up Brad Knighton filled in as the starter. Loaned to the Western Mass Pioneers (USL-2) for six matches during the summer, going 1-3-2 with a 2.50 goals against average.

COLLEGE: Appeared in 35 games during a three-year career at the University of Buffalo, starting 33 while maintaining a record of 20-7-7 and a goals against average of 0.80 ... had a standout season during his final year with the Bulls, starting all 20 of the team's matches and compiling a goals against average of 0.63 while posting eight shutouts en route to All Mid-Atlantic Conference honors ... attended Loyola College in Baltimore for his freshman year, but redshirted and did not play soccer.

PERSONAL: Is the son of Robert Shuttleworth and Maggie Hoeltke ... has one sister, Kelly ... favorite athlete is Steve Nash and his favorite movie is Goodfellas ... lists his greatest athletic experience as winning back-to-back private high school state championships ... majored in Communications at Buffalo.



SHUTTLEWORTH: MLS CAREER STATISTICS

Year	Team	GP	GS	MIN	SOG	SV	GA	GAA	SHO	PK	PKA	W	L	T
2009	New England	0	0	0	0	0	0	0	0	0	0	0	0	0
2010	New England	6	5	501	27	18	9	1.62	1	0	0	3	3	0
TOTALS		6	5	501	27	18	9	1.62	1	0	0	3	3	0





SETH SINOVIC

#27

Position	Defender	Hometown	Leawood, Kan.
Height	5-9	College	Creighton
Weight	170 lbs.	Youth Club Team	KCFC Alliance
D.O.B.	January 28, 1987	Status	Senior Roster

How Acquired: Drafted by the Revolution in the second round (25th overall) in the 2010 MLS SuperDraft.

An attacking left back who is solid defensively, but also likes to get up and down the flank ... Is a threat to both create scoring opportunities for others and find the back of the net himself ... a tremendous leader in college, he walked on to Creighton's soccer team as a freshman before earning an athletic scholarship and serving as team captain his senior year ... played as a midfielder and forward in high school, but converted to defense in college.

2010: Made 20 MLS appearances, including 18 starts. Made his MLS debut against LA Galaxy (March 27). While a natural left-sided player, started at right back against Columbus (May 8). Made his first MLS appearance since July 10 against LA at Chicago (Aug. 18) as a second-half substitute at left back for Cory Gibbs. Returned to the starting lineup for the first time since July 10 when he lined up at left back against Philly (Aug. 28), and again the following weekend against Seattle (Sept. 4). Replaced Chris Tierney in the starting lineup at left back on Sept. 25 against Columbus when he was scratched from the lineup during warm-ups. Made four appearances in SuperLiga, including two starts. Came on in the 70th minute and slotted into his familiar left back spot against Pumas UNAM (July 14). Entered as a stoppage-time substitute in central midfield against Chicago (July 17). Started at left back against Monarcas Morelia (July 20) and Puebla (Aug. 4).

COLLEGE: Started 66 of 77 games in which he appeared during his five-year career at Creighton after walking on to the team as a freshman ... received a medical redshirt as a true freshman when he sustained an

injury after just one appearance ... finished his collegiate career with eight goals and 15 assists ... was the Blue Jays' second-leading scorer as a senior in 2009, recording three goals and four assists while playing left back ... served as team co-captain during his senior year ... was a steady presence on the backline as a junior, when Creighton finished first in the nation in shutout percentage (.650) and second in goals against average (0.48) en route to a school-record 13 shutouts ... a two-time All-Midwest Region honoree, he helped guide Creighton to two Missouri Valley Conference titles (2006, 2008) and three appearances in the NCAA Tournament (2006-08), including a quarterfinal appearance in 2008 ... was twice named to the MVC Scholar-Athlete first team and was a 2009 NSCAA Scholar All-American.

PERSONAL: Son of Bill and Martha Sinovic ... has one brother, Adam (26), who played collegiate soccer at North Park University, and one sister, Emily (27), who is an investigative reporter for FOX23 in Tulsa, Okla. ... majored in economics at Creighton ... his most memorable soccer moments are scoring the game-winning goals in both the second and third rounds of the 2008 NCAA Tournament ... supports Liverpool of the English Premier League, and his favorite player is Steven Gerrard ... is also a fan of the Kansas City Chiefs, Kansas City Royals and Kansas Jayhawks ... lists his favorite movie as Caddyshack, while he enjoys country music.



SINOVIC: MLS CAREER STATISTICS

Year	Team	GP	GS	MIN	G	A	SHT	SOG	FC	FS	OFF	CK	C	E
2010	New England	20	18	1580	0	0	7	1	13	10	0	0	3	0

2011 REVIEWS:
SINOVIC


#5



A.J. SOARES

Position	Defender	Hometown	Solana Beach, Calif.
Height	6-0	College	California
Weight	170 lbs.	Youth Club Team	San Diego Surf
D.O.B.	November 28, 1988	Status	Senior Roster

How Acquired: Drafted by the Revolution in the first round (sixth overall) in the 2011 MLS SuperDraft.

A cerebral defender who primarily plays in a central position ... wins many early balls because of his ability to read the play before it unfolds ... has a keen tactical sense, but is physical when needed ... excellent in the air and can get forward as a target on set pieces.

PERSONAL: Son of Steve and Lynn Soares ... is the youngest of six children ... graduated from Cal in three-and-a-half years with a degree in sociology ... hobbies include playing guitar ... launched ajsoares.com ... his father, Steve, was a commercial tuna fisherman.

COLLEGE: A 2010 NSCAA first-team All-American and 2010 Pac-10 Player of the Year ... a two-time all-region selection and a three-time All-Pac 10 honoree ... started all 77 matches in which he appeared at California ... missed just two games in his four-year career ... as a senior, anchored the Golden Bears' defense that allowed just 17 goals in 20 matches ... scored 10 goals in his collegiate career, including five as a senior ... began his playing career as an attacking player before Cal head coach Kevin Grimes moved him to center back ... helped the squad advance to three NCAA Tournaments (2007, 2008, 2010) during his four-year career, including an appearance in the national quarterfinals against eventual national champion Akron in 2010.





ILIJA STOLICA

#9

Position	Forward	Hometown	Belgrade, Serbia
Height	6-1	Last Club	FC Bodocnost (MNE)
Weight	185 lbs.	Nationality	Serbia
D.O.B.	July 7, 1979	Status	International

How Acquired: Signed with the Revolution as an international player on July 30, 2010

A strong, physical back-to-goal forward who can also create his own shot ... looks to get other players involved in the play as the ball moves into the attacking third ... has extensive experience at the top levels of European soccer ... teamed successfully with countryman Marko Perovic as the duo combined to account for 11 goals and six assists in all competitions (16-of-38 goals), representing 42.1 percent of the team's scoring ... signed with the Revolution on July 30 and arrived in the U.S. on Friday, Aug. 6, after gaining his U.S. P-1 Visa

2010: Made 14 MLS appearances, including 13 starts, all at forward after signing with the club midseason. Scored three goals and added two assists. Made his MLS debut against D.C. United (Aug. 7) when he came on for Zack Schilawski at forward in the 73rd minute. Recorded his first-career MLS goal - also the game-winning strike - against Houston (Aug. 14) as he made his first start with the Revs, playing 77 minutes. Scored the team's lone goal against Philly (Aug. 28), converting while falling to the ground in a goal-box scrum. Tallied his first-ever MLS assist on Kheli Dube's goal against Seattle (Sept. 4). Combined with countryman Marko Perovic to record his third goal of the season at Dallas (Sept. 22). Assisted on Kheli Dube's game-winning goal at Houston (Oct. 10). Made his SuperLiga debut in the final against Monarcas Morelia (Sept. 1), playing 90 minutes.

BEFORE MLS: Began his career with Serbia's FK Zemun, starting with the club's youth teams in 1985 and debuting with the first team in 1995 ... after three seasons, he transferred to Spain's EU Lleida for one season ... returned to Serbia in 1999 to play two seasons at FK Partizan with seven goals in 25 appearances, before making a return engagement at FK Zemun through January 2003 when he scored 40 goals and added 11 assists in 58 appearances ... played for two seasons each at FK Metalurg Donetsk (Ukraine - 14 goals, 33 appearances) and OFK Beograd (Serbia - eight goals, 12 appearances) before his move to Belgium with Sint-Truidense (44 appearances, 12 goals, seven assists) ... Made 11 appearances for Greece's OFI Crete (Jan.-June 2009) and then performed for Montenegro's FC Budocnost (Jan.-June 2010) before moving to MLS mid-season in 2010.

SERBIA NATIONAL TEAM: Has two caps with the Serbia National Team, both coming in 2003 ... a former member of Serbia's Under-21 and Olympic teams.

PERSONAL: Is married to Jelena ... the couple has one son, Konstantin (2) ... speaks five languages: Serbian, English, Russian, Spanish and French ... enjoys reading and watching movies in his spare time, as well as playing tennis ... favorite soccer memory were his two call-ups to the Serbia National Team.



STOLICA: MLS CAREER STATISTICS

Year	Team	GP	GS	MIN	G	A	SHT	SOG	FC	FS	OFF	CK	C	E
2010	New England	14	13	1049	3	2	18	9	10	13	13	0	0	0

2011 REVS:
STOLICA



CHRIS TIERNEY

Position	Midfielder/Defender	Hometown	Wellesley, Mass.
Height	6-0	College	Virginia
Weight	170 lbs.	Youth Club	Boston Bolts
D.O.B.	January 9, 1986	Status	Senior Roster

How Acquired: Drafted by the Revolution in the first round (13th overall) of the 2008 MLS Supplemental Draft.

A versatile left-footed player, Tierney is an exceptional crosser of the ball, especially from deep on the flank ... a midfielder in college, he has seen his role expanded in each of his three professional seasons, adding left back, right back and central (defensive and attacking) midfield positions to his resume ... steady on set pieces, especially free kicks ... was signed to a developmental contract on June 3, 2008, after finishing his degree requirements and graduating from Virginia, and was elevated to the senior roster before the 2009 season ... stood out to the Revs' technical staff at the team's annual invitation-only tryout in late January 2008, before being drafted in the Supplemental Draft the following day ... also played under former Revolution assistant coach Paul Mariner as a youth player in the Boston Bolts youth program ... one of the team's player representatives to the MLS Players Union.

2010: Made a career-high 27 MLS appearances (26 starts - 13 at left midfield, three at central midfield, seven at left back and three at right back), recording one goal and a career-high four assists, the second-highest total on the team. Led the club - and tied for seventh in MLS - in game-winning assists with three. His 2,238 minutes played were also second on the team. Played seven different positions - a league high in 2010 - during the season: left midfield, left back, right back, center back, central midfield, defense central midfield and attacking central midfield. Picked up the game-winning assist against D.C. United (April 3) in the 80th minute with a cross from the left corner to Kenny Mansally. Was a late scratch against FC Dallas (May 1) with a left knee sprain. Made first start of his career at central midfield against Chivas USA (May 5). Recorded his second game-winning assist of the season when Pat Phelan converted his free kick against D.C. (Aug. 7). Made his first MLS start at right back against Houston (Aug. 14), and then moved there from left midfield in the 40th minute against Philly (Aug. 28) after Cory Gibbs was ejected. Scored his first career MLS goal on Sept. 4, potting the game-tying goal against Seattle in the second half. His angled pass out of the backfield at Dallas (Sept. 22), connected with Shalrie Joseph for the team's first goal of the match. Lined up at right back to start against Real Salt Lake (Oct. 2), playing 74 minutes there before moving to left back in a three-man backline for the final 15 minutes. After playing left back at Houston (Oct. 10), returned to right back against Kansas City (Oct. 16), picking up the game-winning assist on Shalrie Joseph's first-half goal. Played center back in the team's U.S. Open Cup play-in match

against New York (May 12). Made five appearances, including four starts, in SuperLiga, playing left back against Pumas UNAM (July 14) and Chicago (July 17), right back against Monarcas Morelia (July 20) and left midfield against Morelia (Sept. 1) in the championship. Came on as a late sub at left midfield against Puebla (Aug. 4), and converted the third penalty kick of the Revs' 5-3 shootout win.

2009: Made 14 regular-season appearances - including 13 starts - splitting his time as a left-sided defender and left midfielder. Recorded two assists. Overall, made 19 appearances, including U.S. Open Cup and SuperLiga. Earned his first assist of the season at Toronto (May 23), setting up Shalrie Joseph's 12th-minute goal with a cross from the left wing. Was set to start at left back against LA (July 4), but suffered a left knee sprain in training the day before the game and was forced out of the lineup. Also missed the 0-0 draw with Kansas City (July 11) because of the injury, but returned to the starting lineup for the 2-0 win over Chivas USA (July 19) and assisted on Khell Dube's game-winning goal in the 61st minute. Made his only substitute appearance of the season in the play-off-clinching, 1-0 win over Columbus (Oct. 25), entering the match in stoppage time. Started at left back and played the entire 120 minutes of the 2-1, extra-time loss to the Harrisburg City Islanders of USL-2 (June 30). Appeared in all four matches in SuperLiga and recorded one assist. Made his only start in the semifinal against Chicago (July 15) on the left side of defense and assisted on Edgaras Jankauskas' 44th-minute goal in the 2-1 loss. Appeared in all three matches in the group stage as a late substitute at left midfield.

2008: Made six regular-season appearances, including four starts at left back. Recorded one assist in MLS action. Overall, made 14 appearances, including regular season, U.S. Open Cup, SuperLiga, CONCACAF Champions League and MLS Cup Playoffs. Made his MLS and Revolution debut on June 21 at Real Salt Lake, entering in the 77th minute and slotting into a left midfield position. Earned his first MLS start on Aug. 9 against Chicago, playing on the left side of a four-man backline. Followed up with a start at Toronto (Aug. 23) at left back as he recorded his first-career MLS assist on Taylor Twellman's 35th-minute goal. Made three appearances, including two starts, in SuperLiga. Started at left back against Pachuca (July 16), marking his first professional start at Gillette Stadium, and against Houston (Aug. 5) in the final.

TIERNEY: MLS CAREER STATISTICS

Year	Team	GP	GS	MIN	G	A	SHT	SOG	FC	FS	OFF	CK	C	E
2008	New England	6	4	340	0	1	0	0	2	0	0	0	1	0
2009	New England	14	13	1044	0	2	7	4	8	2	0	12	0	0
2010	New England	27	26	2238	1	4	22	13	12	15	1	18	0	0
TOTALS		47	43	3622	1	7	29	17	22	17	1	30	1	0

POSTSEASON

Year	Team	GP	GS	MIN	G	A	SHT	SOG	FC	FS	OFF	CK	C	E
2008	New England	1	1	90	0	0	0	0	0	0	0	0	0	0
2009	New England	0	0	0	0	0	0	0	0	0	0	0	0	0
TOTALS		1	1	90	0	0	0	0	0	0	0	0	0	0



Scored the Revs' fifth penalty kick in the 6-5 shootout victory in the final against the Dynamo. Was the only member of the Revs to play all 180 minutes in the two-leg series against Joe Public in the CONCACAF Champions League. Also made two starts at left midfield in the U.S. Open Cup, recording two assists - both against Richmond (July 1). Also scored the Revs' third penalty kick in the shootout victory over Crystal Palace Baltimore (July 8) in the quarterfinals. In addition to first-team action, made eight appearances with the Revs' reserve team, including seven starts. Scored one goal while playing central midfield, attacking midfield, left midfield and left back. Played in four reserve matches before signing with the team. Started Game One of the Eastern Conference Semifinal Series against Chicago, before suffering a sprained knee in training the following week and missing Game Two.

COLLEGE: Appeared in 79 games with the Cavaliers, starting 38, scoring 11 goals and adding 16 assists in his four-year career ... as a senior, scored a career-high seven goals, and assisted on seven more ... voted to the 2007 ACC All-Tournament team ... helped the Cavs advance to the NCAA College Cup in 2006 for the first time since 1997.

PERSONAL: Son of Cathy and Sandy Tierney ... has a brother, Alexander, and a sister, Caitlin ... enjoys skiing ... a psychology major at Virginia ... played his prep soccer at Noble & Greenough in Dedham, Mass. ... was one of three Revs to train with the Brazilian National Team on June 4, 2008, while the world's second-ranked team was preparing for its match against Venezuela at Gillette Stadium ... was one of 15 young MLS players featured in CosmoGirl.com's 2009 "Eye Candy" piece ... spent one month of the 2009-2010 offseason in South Africa with Grassroot Soccer, volunteering with the organization and its inoculation and AIDS/HIV education work.

2011 REVS:
TIERNEY





FERNANDO CABADAS

Position	Midfielder
Height	6-1
Weight	160 lbs.
D.O.B.	December 20, 1988
Hometown	Sacramento, Calif.
College	Sacramento State
Drafted:	Second round (24th overall) - 2011 Supplemental Draft

A hard-working attacking midfielder who has the ability to play up top, as well ... with his 6-foot-1 frame, he has the size to cause issues for opposing defenses in the box ... an athletic player who often creates his own shot.

COLLEGE: A three-time first team All-Mountain Pacific Sports Federation selection at Sacramento State ... after walking on to the team as a rookie in 2007, earned a scholarship after the fall season in which he appeared in 17 matches, starting 13 ... earned all-conference honors during sophomore, junior and senior seasons (2008-10) while playing in 78 career matches (73 career starts) ... finished his career second in school history with 19 career assists ... helped lead the Hornets to the 2009 NCAA Tournament, where he assisted on Brian Baker's golden goal in a 2-1 overtime victory over Loyola Marymount in the first round.

PERSONAL: Son of Librado Cabadas and Maria Sandoval ... has a younger brother and younger sister ... majored in mathematics ... enjoys playing basketball and video games in his free time ... before walking on at Sacramento State, never played organized soccer in his life ... is of Mexican decent and speaks Spanish fluently.



HUNTER CHRISTIENSEN

Position	Midfielder/Defender
Height	5-10
Weight	180 lbs.
D.O.B.	July 30, 1987
Hometown	Denton, Texas
College	Tulsa
Youth Club	Solar
Drafted:	First round (sixth overall) - 2011 Supplemental Draft

A utility-type talent who played nearly every position during his collegiate career ... has the ability to score goals and set up teammates, while also having the trust of his coaches to play in the back line when needed in college.

COLLEGE: As a senior, earned Conference-USA First Team and all-tournament team honors and was selected to the 2010 NSCAA All-Midwest Third Team ... a two-time All-Conference USA performer, and a four-time letterwinner ... played defense as a senior after beginning his career at Tulsa as a midfielder ... scored one goal and added two assists in 2010, finishing his career with nine goals and 11 assists ... started 73 of the 77 games in which he appeared for the Hurricane.

PERSONAL: Son of Ken and Phoebe Christiansen ... has one brother ... a mechanical engineering major ... selected as a C-USA Academic Honoree and named to the Tulsa Dean's List as a freshman.





**RYAN
KINNE**

Position	Forward/Midfielder
Height	5-8
Weight	160 lbs.
D.O.B.	August 31, 1989
Hometown	Naugatuck, Conn.
College	Monmouth
Youth Club	South Central Premier
Drafted:	Third round (42nd overall) - 2011 SuperDraft

A crafty midfielder who served as that the catalyst for the Monmouth Hawks during his four years on the team ... has exceptional pace on the wing and the ability to beat players down the flank or cut back into the interior for his own shot ... can play comfortably on either side of midfield or up top as a forward.

COLLEGE: With his selection in 2010, became the first player in Monmouth program history to earn back-to-back NSCAA First Team All-America honors ... two-time Northeast Conference Player of the Year (2009, 2010) ... one of only two repeat selections among the 15 men's semifinalists for the 2010 M.A.C. Hermann Trophy ... three-time NSCAA North Atlantic All-Region honoree ... scored 35 goals and tallied 21 assists during his four year career, starting 76 of the 77 games in which he appeared for the Hawks ... as a senior, led the squad in goals (12), points (29) and game-winning goals (4), while tying for the team-lead with five assists.

PERSONAL: Son of Michael and Denise Kinne ... has two brothers ... majoring in health studies ... as a high school player, earned NSCAA All-America honors, and was named the 2006 NSCAA Connecticut State Player of the Year ... enjoys playing basketball and golf in his spare time.



**ALAN
KOGER**

Position	Forward
Height	6-2
Weight	180 lbs.
D.O.B.	September 25, 1987
Hometown	Spencer, Va.
College	William & Mary
Youth Club	Greensboro Soccer Club
Drafted:	Third round (54th overall) - 2011 SuperDraft

A strong striker with a tireless motor and a knack for finishing off his own chances ... brings a physical presence to the field and is very difficult to knock off the ball ... can finish with either right or left foot while holding defenders off.

COLLEGE: A four-year contributor for William & Mary at forward, scoring 29 goals and adding 10 assists in 83 career appearances (63 starts) ... left William & Mary ranked in the top 10 in career shots (190) and career game-winning goals (9) ... was named First-Team All-CAA in 2010 after earning Second Team honors in 2009 and a CAA All-Rookie Team selection in 2007 ... led the Tribe in scoring as a senior with nine goals and 20 points ... his nine goals were the third-most in the CAA ... redshirted his freshman season ... appeared in two NCAA Tournament matches as a sophomore (2008) against Winthrop and Wake Forest ... as a senior, helped boost William & Mary to a No. 9 national ranking during the season.

PERSONAL: Son of Elbert and Jantje Koger ... enjoys playing basketball, football and fishing in his free time ... studied kinesiology ... mother was born in Holland, as were both of his older brothers.





**STEVE
PERRY**

Position	Forward
Height	6-0
Weight	175 lbs.
D.O.B.	September 7, 1988
Hometown	Edmond, Okla.
College	Notre Dame
Youth Club	Padova
Drafted:	Third round (39th overall) - 2011 SuperDraft

A speedy forward with the pace to pull away from defenders and corral a ball played into space ... has an unrivaled athletic ability that allows him to pressure defenders and deflect passes.

COLLEGE: A 2010 first team All-BIG EAST selection and an NSCAA All-Great Lakes Region Second Team honoree ... three-time Big East Academic All-Star and a 2010 NSCAA Scholar All-American ... posted team-high and career-high numbers in goals (12) and points (28), while starting all 20 matches during the 2010 season ... his four assists in 2010 were also a career high ... played in 75 career matches (33 starts), recording 38 points on 15 goals and eight assists ... helped Notre Dame to four straight NCAA Tournament appearances, including a trip to the national quarterfinals in 2007 ... was on an Irish team that won the BIG EAST Blue Division title in both 2007 and 2008.

PERSONAL: Son of Michael and Janet Perry ... has two sisters ... graduated with a degree in finance in three-and-a-half years ... enjoys playing ping pong, skiing and reading in his free time ... is a former track and field athlete and football kicker.



**ANDREW
SOUSA**

Position	Midfielder
Height	6-0
Weight	165 lbs.
D.O.B.	September 26, 1989
Hometown	Fall River, Mass.
College	Providence
Youth Club	Bayside United
Drafted:	Third round (42nd overall) - 2011 Supplemental Draft

A hard-nosed central midfielder with field vision to support his physical play ... can serve as a playmaker in the middle of the pitch, or create his own chances moving forward ... Is effective on set pieces, both as a target and when stepping up for the service or shot.

COLLEGE: Transferred to Providence College as a sophomore, playing in 51 games during his three seasons with the Friars ... scored seven career goals and added five assists in his three seasons at PC ... earned 2010 BIG EAST All-Tournament team honors as a senior ... posted career-best numbers in 2010, scoring four goals and adding two assists ... as a freshman at Limestone College (S.C.), he made 16 appearances (six starts), scoring one goal and adding two assists.

PERSONAL: Son of Maria and Felisberto Sousa ... studied social science ... has two older brothers ... enjoys playing basketball, listening to music and traveling in Europe during his free time ... played his high school soccer at B.M.C. Durfee High School in Fall River.





2005
10

FORT

YEAR-BY-YEAR RESULTS

Year	Overall	Home	Away	Pts.	PPG	Conf. Finish	GF	GPG	GA	GAPG	Shoot Out	OT	vs. East	vs. Non-Conf.*	Postseason Record	Postseason Finish
1996	15-17	10-6	5-11	33	1.03	Fifth	43	1.34	56	1.75	6-2		7-9	8-8	DNP	DNP
1997	15-17	11-5	4-12	37	1.16	Fourth	40	1.25	53	1.65	4-4		5-11	10-6	0-2	Conf. Semifinals
1998	11-21	6-10	5-11	29	0.90	Sixth	53	1.65	66	2.06	2-4		8-12	3-9	DNP	DNP
1999	12-20	6-10	6-10	26	0.81	Fifth	38	1.18	53	1.65	5-7		9-11	3-9	DNP	DNP
2000	13-13-6	9-4-3	4-9-3	45	1.40	Second	47	1.46	49	1.53		1-1-6	5-5-2	8-8-4	1-2	Conf. Semifinals
2001	7-14-6	6-5-2	1-9-4	27	1.00	Third	35	1.29	52	1.92		1-0-6	1-8-2	6-6-4	DNP	DNP
2002	12-14-2	7-7-0	5-7-2	38	1.35	First	49	1.75	49	1.75		0-1-2	7-7-2	5-7-0	3-2-2	MLS Cup Runner-Up
2003	12-9-9	7-4-4	5-5-5	45	1.50	Second	55	1.83	47	1.56		2-1-9	7-4-4	5-5-5	1-1-1	Conference Finals
2004	8-13-9	6-6-3	2-7-6	33	1.10	Fourth	42	1.40	43	1.43			3-5-6	5-8-3	1-0-2	Conference Finals
2005	17-7-8	11-2-3	6-5-5	59	1.84	First	55	1.48	37	1.15			9-5-4	8-2-4	2-2-0	MLS Cup Runner-Up
2006	12-8-12	8-3-5	4-5-7	48	1.50	Second	39	1.21	35	1.09			7-5-8	5-3-4	2-1-1	MLS Cup Runner-Up
2007	14-8-8	8-3-4	6-5-4	50	1.67	Second	51	1.70	43	1.43			7-6-5	7-2-3	2-1-1	MLS Cup Runner-Up
2008	12-11-7	6-5-4	6-6-3	43	1.43	Third	40	1.33	43	1.43			4-8-4	8-3-3	0-1-1	Conf. Semifinals
2009	11-10-9	7-4-4	4-6-5	42	1.40	Third	33	1.10	37	1.23			3-4-7	8-6-2	1-1-0	Conf. Semifinals
2010	9-16-5	7-5-3	2-11-2	32	1.07	Sixth	32	1.07	50	1.67			5-7-2	4-9-3	DNP	DNP
TOTALS	180-198-81	115-79-35	65-119-46	587	1.28		652	1.42	713	1.55	17-17	4-3-23	87-107-46	93-91-35	13-13-8	

* MLS utilized a two-conference alignment (East and West) in 1996-1999 and 2002-present. In 2000 and 2001, the League used a three-conference alignment (East, Central and West).



2010 RESULTS

DATE	OPPONENT	RESULT	SCORE	NOTES	ATT.	W-L-T	POS.	PTS
03/27/2010	at LA Galaxy	L	0-1		21,376	0-1-0	T-2	0
04/03/2010	at D.C. United	W	2-0		20,664	1-1-0	T-2	3
04/10/2010	TORONTO FC	W	4-1		12,798	2-1-0	T-1	6
04/17/2010	at San Jose Earthquakes	L	0-2		9,082	2-2-0	T-2	6
04/24/2010	COLORADO RAPIDS	L	1-2		8,142	2-3-0	T-5	6
05/01/2010	FC DALLAS	T	1-1		10,057	2-3-1	T-4	7
05/05/2010	CHIVAS USA	L	0-4		5,990	2-4-1	T-4	7
05/08/2010	at Columbus Crew	L	2-3		10,197	2-5-1	T-5	7
05/15/2010	SAN JOSE EARTHQUAKES	T	0-0		13,611	2-5-2	T-5	8
05/22/2010	at Toronto FC	L	0-1		20,672	2-6-2	T-5	8
05/29/2010	NEW YORK RED BULLS	W	3-2		11,316	3-6-2	4	11
06/05/2010	at Seattle Sounders FC	L	0-3		36,344	3-7-2	5	11
06/27/2010	CHICAGO FIRE	L	0-1		12,306	3-8-2	6	11
07/02/2010	at Real Salt Lake	L	0-5		19,101	3-9-2	T-6	11
07/10/2010	LA GALAXY	W	2-0		20,155	4-9-2	5	14
07/31/2010	at Philadelphia Union	T	1-1		18,137	4-9-3	T-6	15
08/07/2010	D.C. UNITED	W	1-0		12,218	5-9-3	6	18
08/14/2010	HOUSTON DYNAMO	W	1-0		11,546	6-9-3	T-4	21
08/18/2010	at Chicago Fire	L	1-2		14,056	6-10-3	5	21
08/21/2010	at Kansas City Wizards	L	1-4		10,385	6-11-3	6	21
08/28/2010	PHILADELPHIA UNION	L	1-2		13,578	6-12-3	6	21
09/04/2010	SEATTLE SOUNDERS FC	W	3-1		13,124	7-12-3	6	24
09/10/2010	at Chivas USA	L	0-2		10,783	7-13-3	6	24
09/18/2010	at Colorado Rapids	L	0-3		16,314	7-14-3	T-6	24
09/22/2010	at FC Dallas	T	2-2		7,468	7-14-4	6	25
09/25/2010	COLUMBUS CREW	T	2-2		13,533	7-14-5	T-6	26
10/02/2010	REAL SALT LAKE	L	1-2		18,130	7-15-5	7	26
10/10/2010	at Houston Dynamo	W	2-1		16,479	8-15-5	6	29
10/16/2010	KANSAS CITY WIZARDS	W	1-0		18,298	9-15-5	6	32
10/21/2010	at New York Red Bulls	L	0-2		15,866	9-16-5	6	32

U.S. OPEN CUP

DATE	OPPONENT	RESULT	SCORE	NOTES	ROUND
05/12/2010	at New York	L	0-3		MLS Play-In

SUPERLIGA

DATE	OPPONENT	RESULT	SCORE	NOTES	ROUND
07/14/2010	PUMAS UNAM	W	1-0		Group Stage
07/17/2010	at Chicago Fire	W	1-0		Group Stage
07/20/2010	MONARCAS MORELIA	W	1-0		Group Stage
08/04/2010	PUEBLA FC	T	1-1	W in PKS, 5-3	Semifinals
09/01/2010	MONARCAS MORELIA	L	1-2		Final

COACH

COACH	W	L	T	PCT.
Steve Nicol	9	16	5	.383



2010 STATISTICS

#	POS	PLAYER	GP	GS	MIN	G	A	SHT	SOG	FC	FS	OFF	CK	C	E
29	MID	Marko Perovic	25	24	2058	6	3	56	21	22	26	16	97	7	1
15	FWD	Zack Schilawski	25	15	1261	5	0	17	9	13	8	15	0	0	0
21	MID	Shalrie Joseph	22	22	1931	4	5	37	19	30	35	11	0	4	0
17	MID	Sainey Nyassi	28	27	2297	3	2	39	11	33	45	2	0	3	0
9	FWD	Ilija Stolica	14	13	1049	3	2	18	9	10	13	13	0	0	0
7	F/M	Kenny Mansally	21	8	928	3	0	23	9	20	29	7	11	2	0
11	FWD	Kheli Dube	20	12	1023	2	5	30	17	17	12	10	0	0	1
28	MID	Pat Phelan	28	25	2167	2	1	20	8	34	20	1	1	5	0
33	MID	Zak Boggs	9	4	390	2	0	6	4	6	7	0	0	0	0
8	D/M	Chris Tierney	27	26	2238	1	4	22	13	12	15	1	18	0	0
30	DEF	Kevin Alston	22	22	1826	0	1	14	3	14	27	1	1	1	0
23	MID	Joseph Niouky	13	11	1068	0	1	6	0	32	9	0	0	5	1
5	DEF	Emmanuel Osei	21	18	1716	0	1	5	0	18	13	0	0	3	0
18	F/M	Khano Smith	16	6	772	0	1	13	5	12	10	0	0	1	0
25	DEF	Darrius Barnes	21	20	1800	0	0	0	0	8	6	0	0	3	0
24	GK	Preston Burpo	11	11	939	0	0	0	0	1	1	0	0	1	0
26	MID	Nico Colaluca	1	0	14	0	0	0	0	1	0	0	0	0	0
12	DEF	Cory Gibbs	25	25	2179	0	0	7	1	22	15	1	0	5	1
16	MID	Jason Griffiths	10	4	377	0	0	4	1	5	2	0	0	1	0
10	FWD	Edgaras Jankauskas	4	0	147	0	0	2	1	5	2	0	0	1	0
22	F/M	Roberto Linck	2	0	16	0	0	0	0	0	0	0	0	0	0
1	GK	Matt Reis	14	14	1260	0	0	0	0	0	1	0	0	0	0
34	GK	Bobby Shuttleworth	6	5	501	0	0	0	0	0	1	0	0	0	0
27	DEF	Seth Sinovic	20	18	1580	0	0	7	1	13	10	0	0	3	0
TEAM TOTALS			30	30	2700	32	26	326	132	328	336	78	128	45	4
OPPONENT TOTALS			30	30	2700	50	51	412	171	336	328	70	163	49	4

GAME-WINNING GOALS: Marko Perovic 2, Zack Schilawski 2, Ilija Stolica 1, Pat Phelan 1, Kenny Mansally 1, Kheli Dube 1, Shalrie Joseph 1

GAME-WINNING ASSISTS: Chris Tierney 3, Ilija Stolica 1, Sainey Nyassi 1, Shalrie Joseph 1, Joseph Niouky 1

PENALTY KICK GOALS/ATTEMPTS: Shalrie Joseph 1-1

#	POS	GOALKEEPER	GP	GS	MIN	SHTS	SV	GA	GAA	PG	PA	W	L	T	SO
24	GK	Preston Burpo	11	11	939	65	48	16	1.53	0	0	2	6	2	2
34	GK	Bobby Shuttleworth	6	5	501	27	18	9	1.62	0	0	3	3	0	1
1	GK	Matt Reis	14	14	1260	79	51	25	1.79	2	3	4	5	3	3
TEAM TOTALS			30	30	2700	171	117	50	1.67	2	3	9	16	5	6
OPPONENT TOTALS			30	30	2700	132	98	32	1.07	1	1	16	9	5	11



2010 LINEUPS

@ LA GALAXY

L, 0-1 March 27, 2010
GK Burpo
D Sinovic
D Gibbs
D Osei
D Alston (Smith 90)
M Tierney
M Niouky
M Phelan
M Nyassi (Boggs 58)
F Dube (Mansally 76)
F Schilawski

VS. FC DALLAS

T, 1-1 May 1, 2010
GK Burpo
D Sinovic (Mansally 81)
D Gibbs
D Barnes
D Alston
M Perovic
M Phelan
M Niouky
M Nyassi
F Dube
F Schilawski (Smith 46)

VS. NEW YORK RED BULLS

W, 3-2 May 29, 2010
GK Burpo (Shuttleworth 39)
D Sinovic
D Niouky
D Phelan
D Alston
M Perovic
M Joseph
M Tierney
M Nyassi (Boggs 61)
F Dube (Mansally 61)
F Schilawski

@ PHILADELPHIA UNION

T, 1-1 July 31, 2010
GK Reis
D Gibbs
D Barnes
D Osei
D Alston
M Tierney
M Phelan
M Joseph
M Nyassi
F Perovic
F Schilawski (Mansally 61)

VS. PHILADELPHIA UNION

L, 1-2 August 28, 2010
GK Shuttleworth
D Sinovic
D Barnes
D Gibbs
D Osei
M Tierney
M Phelan
M Joseph
M Nyassi
F Perovic
F Stolica (Smith 54)

VS. COLUMBUS CREW

T, 2-2 September 25, 2010
GK Reis
D Sinovic (Schilawski 86)
D Gibbs
D Barnes
D Alston (Osei 34)
M Mansally (Smith 70)
M Phelan
M Joseph
M Nyassi
F Perovic
F Stolica

@ D.C. UNITED

W, 2-0 April 3, 2010
GK Burpo
D Sinovic
D Gibbs
D Osei
D Alston (Barnes 91+)
M Tierney
M Niouky
M Phelan
M Nyassi (Boggs 68)
F Dube
F Schilawski (Mansally 68)

VS. CHIVAS USA

L, 0-4 May 5, 2010
GK Burpo
D Sinovic
D Gibbs
D Barnes
D Alston (Jankauskas 46)
M Smith
M Phelan
M Tierney (Colaluca 76)
M Nyassi
M Perovic
F Mansally (Mansally 71)

@ SEATTLE SOUNDERS FC

L, 0-3 June 5, 2010
GK Shuttleworth
D Tierney
D Gibbs
D Phelan (Osei 46)
D Alston
M Perovic
M Joseph
M Niouky
M Nyassi
F Mansally (Jankauskas 46)
F Schilawski

VS. D.C. UNITED

W, 1-0 August 7, 2010
GK Reis
D Tierney
D Barnes
D Gibbs
D Osei
M Smith (Linck 80)
M Phelan
M Joseph
M Nyassi
F Mansally
F Schilawski (Stolica 73)

VS. SEATTLE SOUNDERS FC

W, 3-1 September 4, 2010
GK Reis
D Sinovic
D Barnes
D Osei
D Alston
M Tierney
M Phelan
M Joseph
M Dube
F Perovic
F Stolica (Schilawski 82)

VS. REAL SALT LAKE

L, 1-2 October 2, 2010
GK Reis
D Sinovic (Griffiths 74)
D Barnes
D Tierney
M Mansally
M Phelan
M Joseph
M Nyassi
F Perovic
F Stolica (Dube 66)

VS. TORONTO FC

W, 4-1 April 10, 2010
GK Burpo
D Sinovic
D Gibbs
D Osei
D Alston
M Tierney (Smith 71)
M Niouky
M Joseph (Phelan 75)
M Nyassi
F Dube (Perovic 70)
F Schilawski

@ COLUMBUS CREW

L, 2-3 May 8, 2010
GK Burpo
D Sinovic
D Gibbs
D Barnes (Schilawski 89)
D Alston
D Sinovic
M Boggs
M Niouky
M Phelan
M Tierney
M Nyassi
F Dube

VS. CHICAGO FIRE

L, 0-1 June 27, 2010
GK Reis
D Tierney (Dube 62)
D Gibbs
D Osei
D Alston
M Boggs (Mansally 46)
M Joseph
M Phelan
M Nyassi
F Perovic
F Schilawski (Griffiths 81)

VS. HOUSTON DYNAMO

W, 1-0 August 14, 2010
GK Reis
D Gibbs
D Barnes
D Osei
D Tierney
M Smith (Linck 84)
M Phelan
M Joseph
M Nyassi
F Perovic (Griffiths 89)
F Stolica (Mansally 77)

@ CHIVAS USA

L, 0-2 September 10, 2010
GK Reis
D Gibbs
D Barnes
D Osei (Smith 46)
D Alston
M Tierney
M Phelan
M Joseph
M Dube (Nyassi 46)
F Schilawski (Mansally 62)
F Stolica

@ HOUSTON DYNAMO

W, 2-1 October 10, 2010
GK Shuttleworth
D Tierney
D Gibbs
D Barnes
D Osei
D Tierney
M Phelan
M Mansally
M Phelan
M Joseph
M Dube (Sinovic 89)
F Perovic (Schilawski 63)
F Stolica (Griffiths 89)

@ SAN JOSE EARTHQUAKES

W, 4-1 April 17, 2010
GK Burpo
D Sinovic (Boggs 82)
D Gibbs
D Barnes
D Alston
M Tierney
M Phelan
M Niouky
M Nyassi (Dube 69)
F Perovic
F Schilawski (Mansally 85)

VS. SAN JOSE EARTHQUAKES

T, 0-0 May 15, 2010
GK Burpo
D Sinovic
D Gibbs
D Phelan
D Alston
M Tierney
M Niouky
M Perovic
M Boggs (Smith 70)
M Nyassi
F Dube (Schilawski 70)

@ REAL SALT LAKE

L, 0-5 July 27, 2010
GK Reis
D Sinovic
D Gibbs
D Osei
D Alston
M Tierney
M Joseph (Niouky 56)
M Griffiths
M Nyassi (Dube 61)
F Perovic (Mansally 58)
F Schilawski

@ CHICAGO FIRE

L, 1-2 August 18, 2010
GK Reis
D Gibbs (Sinovic 68)
D Barnes
D Osei
D Alston
M Tierney (Smith 68)
M Phelan (Griffiths 68)
M Joseph
M Nyassi
F Perovic
F Stolica

@ COLORADO RAPIDS

L, 0-3 September 18, 2010
GK Reis
D Sinovic (Dube 77)
D Gibbs
D Osei
D Alston
M Tierney (Mansally 59)
M Phelan (Griffiths 59)
M Joseph
M Nyassi
F Perovic
F Stolica

VS. KANSAS CITY WIZARDS

W, 1-0 October 16, 2010
GK Shuttleworth
D Sinovic
D Barnes
D Tierney
M Mansally
M Griffiths
M Joseph
M Nyassi
F Perovic (Dube 90)
F Stolica (Schilawski 75)

VS. COLORADO RAPIDS

L, 1-2 April 24, 2010
GK Burpo
D Sinovic (Mansally 78)
D Gibbs
D Barnes
D Alston
M Perovic
M Phelan
M Niouky
M Nyassi
F Dube (Smith 70)
F Schilawski (Jankauskas 62)

@ TORONTO FC

T, 0-1 May 22, 2010
GK Burpo
D Tierney
D Phelan
D Gibbs
D Alston
M Boggs (Mansally 65)
M Niouky
M Joseph
M Perovic
M Nyassi
F Dube (Schilawski 65)

VS. LA GALAXY

W, 2-0 July 10, 2010
GK Reis
D Sinovic
D Barnes
D Osei (Phelan 92+)
D Alston
M Tierney
M Joseph
M Griffiths (Niouky 28)
M Nyassi
F Perovic
F Schilawski (Dube 70)

@ KANSAS CITY WIZARDS

L, 1-4 August 21, 2010
GK Reis
D Barnes
D Gibbs
D Alston (Osei 39)
M Smith
M Phelan (Tierney 78)
M Perovic
M Joseph
M Nyassi
F Mansally (Schilawski 78)
F Stolica

@ FC DALLAS

T, 2-2 September 22, 2010
GK Reis
D Tierney
D Gibbs
D Barnes
D Alston
M Mansally (Smith 70)
M Phelan
M Joseph
M Nyassi (Dube 75)
F Perovic
F Stolica (Schilawski 82)

@ NEW YORK RED BULLS

L, 0-2 October 21, 2010
GK Shuttleworth
D Tierney
D Gibbs
D Barnes
D Osei (Phelan 80)
M Mansally
M Griffiths
M Joseph
M Nyassi
F Perovic
F Stolica (Schilawski 77)



2010 BOX SCORES

New England Revolution 0 at LA Galaxy 1

March 27, 2010 at The Home Depot Center (Carson, Calif.)

Att. 21,376

Scoring - NE - none

LA - Buddle (Donovan) 6

	Shots	Saves	Fouls	Offsides	Corners
NE	5	2	15	4	2
LA	14	1	10	2	5

New England Revolution 2 at D.C. United 0

April 3, 2010 at RFK Stadium (Washington, D.C.)

Att. 20,664

Scoring - NE - Mansally (Tierney) 80, Mansally (unassisted) 82

DC - none

	Shots	Saves	Fouls	Offsides	Corners
NE	8	3	11	0	2
DC	12	1	12	3	5

Toronto FC 1 at New England Revolution 4

April 10, 2010 at Gillette Stadium (Foxborough, Mass.)

Att. 12,798

Scoring - TFC - De Rosario (Garcia) 28

NE - Schilawski (Nyassi, Dube) 47, Schilawski (unassisted) 51, Schilawski (Dube, Joseph) 58, Nyassi (unassisted) 66

	Shots	Saves	Fouls	Offsides	Corners
TFC	9	5	15	1	2
NE	17	2	15	6	5

New England Revolution 0 at San Jose Earthquakes 2

April 17, 2010 at Buck Shaw Stadium (Santa Clara, Calif.)

Att. 9,082

Scoring - NE - none

SJ - Wondolowski (Johnson, Gjertsen) 57- Opara (Convey) 72

	Shots	Saves	Fouls	Offsides	Corners
NE	15	4	8	4	4
SJ	14	6	6	3	6

Colorado Rapids 2 at New England Revolution 1

April 24, 2010 at Gillette Stadium (Foxborough, Mass.)

Att. 8,142

Scoring - COL - Ballouchy (unassisted) 14, Mastromeni (Casey) 73

NE - Perovic (unassisted) 19

	Shots	Saves	Fouls	Offsides	Corners
COL	10	2	9	2	3
NE	13	4	14	3	3

FC Dallas 1 at New England Revolution 1

May 1, 2010 at Gillette Stadium (Foxborough, Mass.)

Att. 10,057

Scoring - FCD - Harris (McCart) 66

NE - Schilawski (Dube) 41

	Shots	Saves	Fouls	Offsides	Corners
FCD	22	4	14	2	9
NE	10	10	12	2	4

Chivas USA 4 at New England Revolution 0

May 5, 2010 at Gillette Stadium (Foxborough, Mass.)

Att. 5,990

Scoring - CHV - Padilla (Braun) 26, Braun (Trujillo) 33, Padilla (Kjestaan, Braun) 48, Gavin (unassisted) 81

NE - none

	Shots	Saves	Fouls	Offsides	Corners
CHV	15	2	7	3	4
NE	5	5	7	1	4

New England Revolution 2 at Columbus Crew 3

May 8, 2010 at Crew Stadium (Columbus, Ohio)

Att. 10,197

Scoring - NE - Boggs (unassisted) 29, Boggs (Dube, Phelan) 40

CLB - Gaven (unassisted) 31, Own Goal (Gibbs) 35, Rogers (unassisted) 91+

	Shots	Saves	Fouls	Offsides	Corners
NE	7	6	4	2	3
CLB	16	2	11	5	4

San Jose Earthquakes 0 at New England Revolution 0

May 15, 2010 at Gillette Stadium (Foxborough, Mass.)

Att. 13,611

Scoring - SJ - none

NE - none

	Shots	Saves	Fouls	Offsides	Corners
SJ	13	4	12	3	7
NE	11	6	13	3	8

New England Revolution 0 at Toronto FC 1

May 22, 2010 at BMO Field (Toronto, ON)

Att. 20,672

Scoring - NE - none

TFC - Barrett (Cronin) 53

	Shots	Saves	Fouls	Offsides	Corners
NE	11	3	10	2	6
TFC	8	4	10	3	1

New York Red Bulls 2 at New England Revolution 3

May 29, 2010 at Gillette Stadium (Foxborough, Mass.)

Att. 11,316

Scoring - Stammler (Miller) 20, Angai (Borman, Lindpere) 49

NE - Perovic (Joseph) 8, Own Goal (Ream) 24, Schilawski (Joseph, Njouky) 80

	Shots	Saves	Fouls	Offsides	Corners
NY	14	5	9	1	5
NE	18	7	14	1	6

New England Revolution 0 at Seattle Sounders FC 3

June 5, 2010 at Qwest Field (Seattle, Wash.)

Att. 36,344

Scoring - NE - none

SEA - Gonzalez (Zakuani) 5, Zakuani (Evans, Moreno) 24, Montero (Noonan, Gonzalez) 42

	Shots	Saves	Fouls	Offsides	Corners
NE	2	5	11	2	4
SEA	19	1	13	5	10

Chicago Fire 1 at New England Revolution 0

June 27, 2010 at Gillette Stadium (Foxborough, Mass.)

Att. 12,306

Scoring - Pappa (Robinson) 30

NE - none

	Shots	Saves	Fouls	Offsides	Corners
CHI	13	6	10	4	6
NE	22	3	9	1	13

New England Revolution 0 at Real Salt Lake 5

July 2, 2010 at Rio Tinto Stadium (Sandy, Utah)

Att. 19,101

Scoring - NE - none

RSL - Espindola (Russell) 27, Olave (Morales) 47+, Saborio (Russell, Johnson) 52, Saborio (Morales) 57, Findley (unassisted) 85

	Shots	Saves	Fouls	Offsides	Corners
NE	10	5	10	0	2
RSL	24	4	9	5	11



LA Galaxy 0 at New England Revolution 2

July 10, 2010 at Gillette Stadium (Foxborough, Mass.)

Att. 20,155

Scoring - LA - none

NE - Perovic (unassisted) 67, Nyassi (unassisted) 74

	Shots	Saves	Fouls	Offsides	Corners
LA	14	3	8	1	8
NE	10	5	10	3	3

New England Revolution 1 at Philadelphia Union 1

July 31, 2010 at PPL Park (Chester, Pa.)

Att. 18,137

Scoring - NE - Perovic (unassisted) 71

PHI - LeToux (Mwanga) 25

	Shots	Saves	Fouls	Offsides	Corners
NE	12	3	12	0	5
PHI	12	3	10	3	6

D.C. 0 at New England Revolution 1

August 7, 2010 at Gillette Stadium (Foxborough, Mass.)

Att. 12,218

Scoring - DC - none

NE - Phelan (Tierney) 42

	Shots	Saves	Fouls	Offsides	Corners
DC	13	3	21	0	4
NE	10	6	18	4	1

Houston 0 at New England Revolution 1

August 14, 2010 at Gillette Stadium (Foxborough, Mass.)

Att. 11,546

Scoring - HOU - none

NE - Stolica (Nyassi) 62

	Shots	Saves	Fouls	Offsides	Corners
HOU	12	2	10	1	11
NE	11	2	18	4	1

New England Revolution 1 at Chicago Fire 2

August 18, 2010 at Toyota Park (Bridgeview, Ill.)

Att. 14,056

Scoring - NE - Perovic (unassisted) 16

CHI - Husicidic (unassisted) 32, Carr (Ljungberg, Husicidic) 85

	Shots	Saves	Fouls	Offsides	Corners
NE	8	1	18	1	4
CHI	10	3	3	3	5

New England Revolution 1 at Kansas City Wizards 4

August 21, 2010 at CommunityAmerica Ballpark (Kansas City, Mo.)

Att. 10,385

Scoring - NE - Mansali (Smith) 37

KC - Diop (Kamara) 16, Diop (Kamara) 27, Kamara (Diop) 65, Jewsbury (unassisted) 69

	Shots	Saves	Fouls	Offsides	Corners
NE	9	6	8	4	3
KC	13	1	11	2	2

Philadelphia Union 2 at New England Revolution 1

August 28, 2010 at Gillette Stadium (Foxborough, Mass.)

Att. 13,578

Scoring - PHI - McInerney (Mapp, Harvey) 82, Mapp (Le Toux) 92+

NE - Stolica (Joseph) 31

	Shots	Saves	Fouls	Offsides	Corners
PHI	10	4	11	2	4
NE	14	1	6	4	6

Seattle Sounders FC 1 at New England Revolution 3

September 4, 2010 at Gillette Stadium (Foxborough, Mass.)

Att. 13,124

Scoring - SEA - Zakuni (Riley, Fernandez) 59

NE - Tierney (Joseph, Alston) 70, Perovic (unassisted) 73, Dube (Stolica) 81

	Shots	Saves	Fouls	Offsides	Corners
SEA	12	6	12	1	5
NE	16	2	9	4	6

New England Revolution 0 at Chivas USA 2

September 10, 2010 at The Home Depot Center (Carson, Calif.)

Att. 10,783

Scoring - NE - none

CHV - Braun (Gordon) 6, Nagamura (Gordon, Lahoud) 36

	Shots	Saves	Fouls	Offsides	Corners
NE	7	3	6	2	2
CHV	11	3	15	3	4

New England Revolution 0 at Colorado Rapids 3

September 18, 2010 at Dick's Sporting Goods Park (Commerce City, Colo.)

Att. 16,314

Scoring - NE - none

COL - Cummings (Smith) 5, Casey (Cummings, Smith) 35, Thompson (Kandji) 83

	Shots	Saves	Fouls	Offsides	Corners
NE	9	5	9	1	1
COL	17	8	8	2	8

New England Revolution 2 at FC Dallas 2

September 22, 2010 at Pizza Hut Park (Frisco, Texas)

Att. 7,468

Scoring - NE - Joseph (Tierney) 5, Stolica (Perovic) 66

FCD - Ferreira (penalty kick) 80, Cunningham (Ferreira, Avila) 93+

	Shots	Saves	Fouls	Offsides	Corners
NE	8	5	8	2	4
FCD	23	7	7	0	7

Columbus Crew 2 at New England Revolution 2

September 25, 2010 at Gillette Stadium (Foxborough, Mass.)

Att. 13,533

Scoring - CLB - Lenhart (Francis) 62, Barros Schelotto (penalty kick) 80

NE - Phelan (Perovic) 2, Joseph (penalty kick) 56

	Shots	Saves	Fouls	Offsides	Corners
CLB	12	3	20	1	5
NE	11	4	11	2	1

Real Salt Lake 2 at New England Revolution 1

October 2, 2010 at Gillette Stadium (Foxborough, Mass.)

Att. 18,130

Scoring - RSL - Borchers (Morales) 68, Saborio (Morales) 84

NE - Nyassi (Dube, Perovic) 82

	Shots	Saves	Fouls	Offsides	Corners
RSL	6	7	12	2	2
NE	20	1	12	2	8

New England Revolution 2 at Houston Dynamo 1

October 10, 2010 at Roberston Stadium (Houston, Texas)

Att. 16,479

Scoring - NE - Joseph (Osei) 43, Dube (Stolica) 73

HOU - Odure (Mulrooney, Ashe) 59

	Shots	Saves	Fouls	Offsides	Corners
NE	8	6	11	1	7
HOU	13	1	15	2	5

Kansas City Wizards 0 at New England Revolution 1

October 16, 2010 at Gillette Stadium (Foxborough, Mass.)

Att. 18,298

Scoring - KC - none

NE - Joseph (Tierney) 31

	Shots	Saves	Fouls	Offsides	Corners
KC	22	1	7	0	5
NE	7	4	20	4	3

New England Revolution 0 at New York Red Bulls 2

October 21, 2010 at Red Bull Arena (Harrison, N.J.)

Att. 15,866

Scoring - NE - none

NY - Richards (Angel) 17, Lindpere (Tchani) 92+

	Shots	Saves	Fouls	Offsides	Corners
NE	12	0	8	6	2
NY	8	4	19	2	4



2009 RESULTS

DATE	OPPONENT	RESULT	SCORE	NOTES	ATT.	W-L-T	POS.	PTS
03/21/2009	at San Jose Earthquakes	W	1-0		10,335	1-0-0	T1	3
03/28/2009	at New York Red Bulls	T	1-1		12,462	1-0-1	T1	4
04/04/2009	FC DALLAS	W	2-1		11,314	2-0-1	1	7
04/17/2009	at D.C. United	T	1-1		14,441	2-0-2	T1	8
04/25/2009	at Real Salt Lake	L	0-6		14,051	2-1-2	T3	8
05/03/2009	HOUSTON DYNAMO	L	0-2		9,112	2-2-2	5	8
05/09/2009	at Chicago Fire	T	1-1		11,288	2-2-3	5	9
05/16/2009	COLORADO RAPIDS	T	1-1		10,677	2-2-4	5	10
05/23/2009	at Toronto FC	L	1-3		20,478	2-3-4	5	10
05/30/2009	D.C. UNITED	W	2-1		15,271	3-3-4	T5	13
06/07/2009	NEW YORK RED BULLS	W	4-0		11,183	4-3-4	T3	16
06/13/2009	at Kansas City Wizards	L	1-3		10,385	4-4-4	T5	16
07/04/2009	at LA Galaxy	L	0-1		20,609	4-5-4	6	16
07/11/2009	KANSAS CITY WIZARDS	T	0-0		24,137	4-5-5	6	17
07/19/2009	CHIVAS USA	W	2-0		10,997	5-5-5	T5	20
07/25/2009	at Houston Dynamo	W	1-0		15,179	6-5-5	5	23
08/01/2009	TORONTO FC	T	1-1		12,014	6-5-6	5	24
08/08/2009	LA GALAXY	L	1-2		26,623	6-6-6	5	24
08/20/2009	at Seattle Sounders FC	W	1-0		32,705	7-6-6	5	27
08/23/2009	REAL SALT LAKE	W	3-1		10,552	8-6-6	T3	30
08/29/2009	SAN JOSE EARTHQUAKES	W	2-1		7,286	9-6-6	3	33
09/05/2009	KANSAS CITY WIZARDS	L	2-4		9,489	9-7-6	T3	33
09/13/2009	at Chivas USA	L	0-2		11,334	9-8-6	5	33
09/18/2009	at New York Red Bulls	T	1-1		10,979	9-8-7	T4	34
09/26/2009	SEATTLE SOUNDERS FC	W	2-1		15,961	10-8-7	3	37
09/30/2009	at FC Dallas	L	0-1		51,012	10-9-7	3	37
10/03/2009	at Colorado Rapids	T	1-1		16,535	10-9-8	3	38
10/10/2009	COLUMBUS CREW	L	0-1		13,297	10-10-8	3	38
10/17/2009	CHICAGO FIRE	T	0-0		18,064	10-10-9	T3	39
10/25/2009	at Columbus Crew	W	1-0		16,797	11-10-9	3	42

MLS CUP PLAYOFFS

DATE	OPPONENT	RESULT	SCORE	NOTES	ATT.	ROUND	GAME
11/01/2009	CHICAGO FIRE	W	2-1		7,416	EC Semifinals	1
11/07/2009	at Chicago Fire	L	0-2		21,528	EC Semifinals	2

U.S. OPEN CUP

DATE	OPPONENT	RESULT	SCORE	NOTES	ROUND
06/30/2009	HARRISBURG CITY ISLANDERS	L	1-2	OT	Third Round (New Britain, Conn.)

SUPERLIGA

DATE	OPPONENT	RESULT	SCORE	NOTES	ROUND
06/21/2009	SANTOS LAGUNA	W	4-2		Group Stage
06/24/2009	KANSAS CITY WIZARDS	T	1-1		Group Stage
06/28/2009	ATLAS	W	1-0		Group Stage
07/15/2009	CHICAGO FIRE	L	1-2		Semifinals

COACH

COACH	W	L	T	PCT.
Steve Nicol	11	10	9	.517



2009 STATISTICS

#	POS	PLAYER	GP	GS	MIN	G	A	SHT	SOG	FC	FS	OFF	CK	C	E
21	MID	Shalrie Joseph	27	24	2228	8	8	29	12	28	39	16	0	3	1
11	FWD	Kheli Dube	26	20	1720	8	0	49	24	35	31	15	2	4	0
14	MID	Steve Ralston	20	17	1543	7	7	18	11	4	12	2	35	2	0
10	FWD	Edgaras Jankauskas	10	8	667	2	1	15	5	14	15	6	0	1	1
31	MID	Sainey Nyassi	28	22	1940	2	1	28	14	17	23	5	1	1	0
20	FWD	Taylor Twellman	2	0	109	2	0	5	4	1	3	1	0	0	0
6	DEF	Jay Heaps	25	25	2170	1	4	19	11	12	21	2	0	5	0
13	MID	Jeff Larentowicz	28	28	2438	1	2	34	17	45	30	2	0	4	0
29	M/F	Kenny Mansally	25	19	1699	1	2	28	10	33	29	10	57	5	0
7	MID	Wells Thompson	25	17	1652	1	2	14	5	28	36	2	5	9	1
8	D/M	Chris Tierney	14	13	1044	0	2	7	4	8	2	0	12	0	0
30	DEF	Kevin Alston	26	26	2339	0	1	12	5	22	35	0	0	2	0
16	MID	Mauricio Castro	6	3	223	0	1	5	2	5	3	0	5	0	0
3	DEF	Chris Albright	1	1	90	0	0	2	1	0	1	0	0	0	0
9	FWD	Stephane Assengue	2	0	37	0	0	2	0	1	0	0	0	0	0
25	DEF	Darius Barnes	30	30	2700	0	0	0	0	18	7	0	1	3	0
26	MID	Nico Colaluca	6	1	159	0	0	3	1	4	5	1	0	0	0
2	DEF	Amaechi Igwe	11	5	628	0	0	2	1	5	14	0	0	0	0
24	GK	Brad Knighton	6	6	540	0	0	0	0	1	2	0	0	0	0
5	DEF	Emmanuel Osei	23	23	1852	0	0	5	1	19	19	0	0	4	1
28	MID	Pat Phelan	21	13	1136	0	0	7	2	16	15	0	0	3	0
1	GK	Matt Reis	24	24	2160	0	0	0	0	1	6	0	0	2	0
19	MID	Mike Videira	12	5	480	0	0	6	3	9	7	1	0	2	0
TEAM TOTALS			30	30	2700	33	31	290	133	326	387	63	118	50	4
OPPONENT TOTALS			30	30	2700	37	31	426	189	387	326	56	170	61	6

GAME-WINNING GOALS: Kheli Dube 4, Steve Ralston 2, Shalrie Joseph 2, Wells Thompson 1, Jeff Larentowicz 1, Jay Heaps 1

GAME-WINNING ASSISTS: Steve Ralston 3, Jeff Larentowicz 2, Shalrie Joseph 2, Chris Tierney 1, Wells Thompson 1, Edgaras Jankauskas 1, Kevin Alston 1

PENALTY KICK GOALS/ATTEMPTS: Steve Ralston 4-4, Shalrie Joseph 1-1

#	POS	GOALKEEPER	GP	GS	MIN	SHTS	SV	GA	GAA	PG	PA	W	L	T	SO
1	GK	Matt Reis	24	24	2160	140	114	23	0.96	2	3	10	8	6	8
24	GK	Brad Knighton	6	6	540	49	36	14	2.33	0	0	1	2	3	0
TEAM TOTALS			30	30	2700	189	150	37	1.23	2	3	11	10	9	8
OPPONENT TOTALS			30	30	2700	133	96	33	1.10	5	5	10	11	9	8



2009 LINEUPS

@ SAN JOSE EARTHQUAKES W, 1-0 March 21, 2009

GK Reis
D Tierney
D Heaps
D Barnes
D Alston (Igwé 89)
M Thompson
M Joseph
M Larentowicz
M Nyassi
F Mansally
F Dube

VS. HOUSTON DYNAMO L, 0-2 May 3, 2009

GK Reis
D Igwe
D Barnes
D Heaps
M Thompson
M Joseph
M Larentowicz
M Nyassi
M Videira (Phelan 77)
F Mansally
F Dube (Assengue 65)

VS. NEW YORK RED BULLS W, 4-0 June 7, 2009

GK Reis
D Heaps
D Osei
D Barnes
D Alston
M Mansally
M Larentowicz
M Phelan (Twellman 46)
M Nyassi (Thompson 73)
F Ralston (Videira 82)
F Joseph

@ HOUSTON DYNAMO W, 1-0 July 25, 2009

GK Reis
D Tierney
D Osei
D Barnes
D Alston
M Mansally
M Larentowicz
M Phelan (Joseph 46)
M Nyassi (Thompson 80)
F Ralston
F Dube (Videira 77)

VS. SAN JOSE EARTHQUAKES W, 2-1 August 29, 2009

GK Reis
D Heaps
D Osei
D Barnes
D Alston
M Castro (Nyassi 57)
M Joseph
M Larentowicz
M Thompson
F Ralston
F Dube (Phelan 62)

@ FC DALLAS L, 0-1 September 30, 2009

GK Reis
D Heaps (Igwé 10)
D Osei
D Barnes
D Alston
M Tierney (Nyassi 69)
M Joseph
M Larentowicz
M Thompson
F Videira (Colaluca 76)
F Dube

@ NEW YORK RED BULLS T, 1-1 March 28, 2009

GK Knighton
D Tierney
D Heaps
D Barnes
D Alston
M Thompson
M Joseph
M Larentowicz
M Nyassi (Igwé 46)
F Mansally
F Dube

@ CHICAGO FIRE L, 0-2 May 9, 2009

GK Reis
D Heaps
D Osei
D Barnes
D Alston
M Tierney
M Larentowicz
M Phelan (Mansally 78)
M Thompson
F Joseph
F Dube (Ralston 59)

@ KANSAS CITY WIZARDS L, 1-3 June 13, 2009

GK Reis
D Heaps
D Osei
D Barnes
D Alston
M Mansally
M Larentowicz
M Phelan (Dube 71)
M Nyassi
F Ralston
F Joseph

VS. TORONTO FC T, 1-1 August 1, 2009

GK Reis
D Heaps
D Osei (Videira 62)
D Barnes
D Alston
M Mansally (Thompson 73)
M Larentowicz
M Ralston
M Nyassi
F Dube (Joseph 46)
F Jankauskas

VS. KANSAS CITY WIZARDS L, 2-4 September 5, 2009

GK Knighton
D Heaps
D Osei (Nyassi 63)
D Barnes
D Alston
M Castro (Phelan 32)
M Joseph
M Larentowicz
M Thompson
F Ralston
F Jankauskas (Dube 74)

@ COLORADO RAPIDS T, 1-1 October 3, 2009

GK Reis
D Igwe
D Osei
D Barnes
D Alston
M Mansally
M Joseph
M Phelan
M Nyassi
F Colaluca (Videira 82)
F Dube

VS. FC DALLAS W, 2-1 April 4, 2009

GK Knighton
D Tierney (Ralston 46)
D Heaps
D Barnes
D Albright
M Thompson
M Joseph
M Larentowicz
M Nyassi
F Mansally
F Dube

VS. COLORADO RAPIDS T, 1-1 May 16, 2009

GK Knighton
D Heaps
D Osei
D Barnes
D Alston
M Tierney
M Larentowicz
M Phelan
M Thompson (Nyassi 77)
F Ralston
F Joseph

@ LA GALAXY L, 0-1 July 4, 2009

GK Reis
D Thompson (Colaluca 84)
D Igwe
D Barnes
D Alston
M Mansally
M Larentowicz
M Phelan
M Nyassi
M Videira (Jankauskas 61)
F Dube

VS. LA GALAXY L, 1-2 August 8, 2009

GK Reis
D Heaps
D Osei (Phelan 67)
D Barnes
D Alston
M Mansally
M Joseph
M Larentowicz
M Ralston
F Dube (Thompson 78)
F Jankauskas (Nyassi 46)

@ CHIVAS USA L, 0-2 September 13, 2009

GK Reis
D Heaps
D Osei (Mansally 75)
D Barnes
D Alston
M Thompson
M Larentowicz
M Phelan (Dube 56)
M Nyassi (Videira 90)
F Ralston
F Jankauskas

VS. COLUMBUS CREW L, 0-1 October 10, 2009

GK Reis
D Heaps
D Osei (Colaluca 69)
D Barnes
D Alston
M Thompson
M Mansally
M Joseph
M Phelan
M Nyassi (Castro 79)
F Mansally (Videira 59)
F Dube

@ D.C. UNITED T, 1-1 April 17, 2009

GK Knighton
D Tierney
D Heaps
D Barnes
D Igwe
M Thompson
M Joseph
M Larentowicz (Phelan 87)
M Nyassi
F Ralston
F Mansally (Dube 62)

@ TORONTO FC L, 1-3 May 23, 2009

GK Reis
D Heaps
D Osei
D Barnes
D Alston
M Tierney (Nyassi 76)
M Larentowicz
M Phelan (Assengue 78)
M Thompson
F Ralston
F Joseph

VS. KANSAS CITY WIZARDS T, 0-0 July 11, 2009

GK Reis
D Ralston
D Osei
D Barnes
D Alston
M Mansally
M Larentowicz
M Phelan
M Nyassi
M Videira (Colaluca 59)
F Dube (Jankauskas 46)

@ SEATTLE SOUNDERS FC W, 1-0 August 20, 2009

GK Reis
D Heaps
D Osei
D Barnes
D Alston
M Mansally (Castro 80)
M Joseph
M Larentowicz
M Nyassi (Thompson 67)
F Ralston
F Jankauskas (Dube 65)

@ NEW YORK RED BULLS T, 1-1 September 18, 2009

GK Reis
D Heaps
D Osei
D Barnes
D Alston
M Tierney (Igwé 88)
M Joseph
M Larentowicz
M Nyassi
F Ralston
F Dube (Mansally 82)

VS. CHICAGO FIRE T, 0-0 October 17, 2009

GK Reis
D Heaps
D Osei
D Barnes
D Alston
M Mansally (Castro 58)
M Joseph
M Larentowicz
M Nyassi (Thompson 80)
F Dube (Colaluca 85)
F Jankauskas

@ REAL SALT LAKE L, 0-6 April 25, 2009

GK Knighton
D Tierney
D Heaps
D Barnes
D Igwe
M Thompson
M Joseph
M Larentowicz
M Nyassi
F Mansally
F Dube (Videira 64)

VS. D.C. UNITED W, 2-0 May 30, 2009

GK Reis
D Heaps
D Osei
D Barnes
D Alston
M Tierney (Mansally 46)
M Larentowicz (Twellman 25)
M Phelan
M Nyassi (Thompson 77)
F Ralston
F Joseph

VS. CHIVAS USA W, 2-0 July 19, 2009

GK Reis
D Tierney
D Osei
D Barnes
D Alston
M Mansally (Igwé 85)
M Larentowicz
M Phelan (Joseph 46)
M Nyassi (Thompson 51)
F Ralston
F Dube

VS. REAL SALT LAKE W, 3-1 August 23, 2009

GK Reis
D Heaps
D Osei
D Barnes
D Alston
M Castro (Mansally 81)
M Joseph
M Larentowicz (Ralston 76)
M Thompson
F Videira (Phelan 62)
F Dube

VS. SEATTLE SOUNDERS FC W, 2-1 September 26, 2009

GK Reis
D Heaps
D Osei
D Barnes
D Alston
M Thompson
M Joseph
M Larentowicz
M Nyassi (Mansally 66)
F Ralston (Dube 21)
F Jankauskas (Phelan 69)

@ COLUMBUS CREW W, 1-0 October 25, 2009

GK Reis
D Heaps
D Osei (Igwé 46)
D Barnes
D Alston
M Mansally (Tierney 91+)
M Joseph
M Larentowicz
M Nyassi
F Dube (Phelan 87)
F Jankauskas



2009 BOX SCORES

New England Revolution 1 at San Jose Earthquakes 0

March 21 at Buck Shaw Stadium (Santa Clara, Calif.)

Att: 10,335

Scoring – NE – Dube (Larentowicz) 55

SJ – None

	Shots	Saves	Fouls	Offsides	Corners
NE	7	4	6	3	6
SJ	16	0	13	2	11

New England Revolution 1 at New York Red Bulls 1

March 28 at Giants Stadium (East Rutherford, N.J.)

Att: 12,462

Scoring – NE – Mansally (Joseph) 90

NY – Own Goal (Heaps) 35

	Shots	Saves	Fouls	Offsides	Corners
NE	12	3	13	3	2
NY	18	9	17	1	3

FC Dallas 1 at New England Revolution 2

April 4 at Gillette Stadium (Foxborough, Mass.)

Att: 11,314

Scoring – DAL – Cooper (van den Bergh) 38

NE – Nyassi (Joseph) 56, Ralston (penalty kick) 80

	Shots	Saves	Fouls	Offsides	Corners
DAL	12	5	15	1	5
NE	14	9	12	3	5

New England Revolution 1 at D.C. United 1

April 17 at RFK Stadium (Washington, D.C.)

Att: 14,441

Scoring – NE – Joseph (Ralston, Thompson) 50

DC – Olsen (Moreno) 91+

	Shots	Saves	Fouls	Offsides	Corners
NE	4	7	10	1	4
DC	20	1	8	0	8

New England Revolution 0 at Real Salt Lake 6

April 25 at Rio Tinto Stadium (Sandy, Utah)

Att: 14,051

Scoring – NE – None

RSL – Olave (Morales) 53, Mathis (Morales) 55, Movsisyan (Mathis) 70, Escalada

(Grabavoy, Russell) 81, Williams (unassisted) 85, Findley (Williams) 89

	Shots	Saves	Fouls	Offsides	Corners
NE	6	6	10	2	1
RSL	29	2	6	2	8

Houston Dynamo 2 at New England Revolution 0

May 3 at Gillette Stadium (Foxborough, Mass.)

Att: 9,112

Scoring – HOU – Holden (unassisted) 22, Ching (Davis) 58

NE – None

	Shots	Saves	Fouls	Offsides	Corners
HOU	14	1	13	0	5
NE	3	5	9	1	3

New England Revolution 1 at Chicago Fire 1

May 9 at Toyota Park (Bridgeview, Ill.)

Att: 11,288

Scoring – NE – Joseph (unassisted) 49

CHI – Conde (Blanco) 36

	Shots	Saves	Fouls	Offsides	Corners
NE	5	6	11	4	1
CHI	12	2	6	1	8

Colorado Rapids 1 at New England Revolution 1

May 16 at Gillette Stadium (Foxborough, Mass.)

Att: 10,677

Scoring – COL – Casey (Harvey) 3

NE – Ralston (penalty kick) 18

	Shots	Saves	Fouls	Offsides	Corners
COL	15	1	19	0	10
NE	6	7	10	4	5

New England Revolution 1 at Toronto FC 3

May 23 at BMO Field (Toronto, Ontario, Canada)

Att: 20,478

Scoring – NE – Joseph (Tierney, Heaps) 12

TOR – Guevara (Dichio, Barrett) 13, De Rosario (Dichio) 67, Guevara (unassisted) 70

	Shots	Saves	Fouls	Offsides	Corners
NE	10	7	12	2	3
TOR	16	3	10	2	4

D.C. United 1 at New England Revolution 2

May 30 at Gillette Stadium (Foxborough, Mass.)

Att: 15,271

Scoring – DC – Fred (Emilio) 36

NE – Joseph (Mansally, Ralston) 55, Ralston (penalty kick) 90

	Shots	Saves	Fouls	Offsides	Corners
DC	12	4	13	1	2
NE	13	4	14	0	4

New York Red Bulls 0 at New England Revolution 4

June 7 at Gillette Stadium (Foxborough, Mass.)

Att: 11,183

Scoring – NY – None

NE – Heaps (Joseph) 47+, Ralston (Heaps) 52, Twellman (Joseph) 57, Twellman

(Ralston) 64

	Shots	Saves	Fouls	Offsides	Corners
NY	12	3	10	0	7
NE	11	3	8	1	4

New England Revolution 1 at Kansas City Wizards 3

June 13 at CommunityAmerica Ballpark (Kansas City, Kan.)

Att: 10,385

Scoring – NE – Joseph (Ralston) 28

KC – Arnaud (Lopez) 19, Own Goal (Larentowicz) 36, Hohlbein (Conrad) 39

	Shots	Saves	Fouls	Offsides	Corners
NE	10	8	7	4	3
KC	21	4	7	5	5

New England Revolution 0 at LA Galaxy 1

July 4 at The Home Depot Center (Carson, Calif.)

Att: 20,609

Scoring – NE – None

LA – Eskandarian (Dunivant) 8

	Shots	Saves	Fouls	Offsides	Corners
NE	9	5	16	1	9
LA	14	4	21	1	11

Kansas City Wizards 0 at New England Revolution 0

July 11 at Gillette Stadium (Foxborough, Mass.)

Att: 24,137

Scoring – None

	Shots	Saves	Fouls	Offsides	Corners
KC	16	3	20	2	6
NE	11	11	11	1	1

Chivas USA 0 at New England Revolution 2

July 19 at Gillette Stadium (Foxborough, Mass.)

Att: 10,997

Scoring – CHV – None

NE – Dube (Joseph, Tierney) 61, Ralston (unassisted) 77

	Shots	Saves	Fouls	Offsides	Corners
CHV	7	3	18	4	7
NE	13	3	10	3	1

New England Revolution 1 at Houston Dynamo 0

July 25 at Robertson Stadium (Houston, Texas)

Att: 15,179

Scoring – NE – Dube (Ralston, Alston) 76

HOU – None

	Shots	Saves	Fouls	Offsides	Corners
NE	11	8	5	1	5
HOU	17	4	8	1	8



Toronto FC 1 at New England Revolution 1

Aug. 1 at Gillette Stadium (Foxborough, Mass.)

Att: 12,014

Scoring – TOR – De Rosario (unassisted) 34

NE – Jankauskas (Joseph, Heaps) 76

	Shots	Saves	Fouls	Offsides	Corners
TOR	11	4	19	4	4
NE	12	2	7	3	13

LA Galaxy 2 at New England Revolution 1

Aug. 8 at Gillette Stadium (Foxborough, Mass.)

Att: 26,623

Scoring – LA – Donovan (unassisted) 21, Kirovski (Gordon, Lewis) 52

NE – Ralston (penalty kick) 83

	Shots	Saves	Fouls	Offsides	Corners
LA	12	3	15	2	1
NE	14	5	11	6	1

New England Revolution 1 at Seattle Sounders FC 0

Aug. 20 at Qwest Field (Seattle, Wash.)

Att: 32,705

Scoring – NE – Joseph (Ralston, Jankauskas) 21

SEA – None

	Shots	Saves	Fouls	Offsides	Corners
NE	7	0	10	1	6
SEA	11	1	11	1	9

Real Salt Lake 1 at New England Revolution 3

Aug. 23 at Gillette Stadium (Foxborough, Mass.)

Att: 10,552

Scoring – RSL – Own Goal (Barnes) 85

NE – Dube (Castro, Heaps) 9, Dube (unassisted) 29, Dube (Joseph) 66

	Shots	Saves	Fouls	Offsides	Corners
RSL	20	6	17	3	9
NE	15	8	9	3	5

San Jose Earthquakes 1 at New England Revolution 2

Aug. 29 at Gillette Stadium (Foxborough, Mass.)

Att: 7,286

Scoring – SJ – Sanchez (Corrales, Amarikwa) 92+

NE – Ralston (Joseph) 68, Thompson (Ralston) 74

	Shots	Saves	Fouls	Offsides	Corners
SJ	11	6	13	2	6
NE	14	5	13	1	4

Kansas City Wizards 4 at New England Revolution 2

Sept. 5 at Gillette Stadium (Foxborough, Mass.)

Att: 9,489

Scoring – KC – Lopez (unassisted) 3, Own Goal (Heaps) 29, Wolff (Lopez) 73, Wolff

(Myers, Jewsbury) 91+

NE – Jankauskas (unassisted) 64, Dube (Nyassii) 81

	Shots	Saves	Fouls	Offsides	Corners
KC	12	3	8	3	4
NE	8	4	8	2	2

New England Revolution 0 at Chivas USA 2

Sept. 13 at The Home Depot Center (Carson, Calif.)

Att: 11,334

Scoring – NE – None

CHV – Santos (Braun, Talley) 10, Kjestan (penalty kick) 94+

	Shots	Saves	Fouls	Offsides	Corners
NE	2	8	11	2	2
CHV	18	0	12	1	5

New England Revolution 1 at New York Red Bulls 1

Sept. 18 at Giants Stadium (East Rutherford, N.J.)

Att: 10,979

Scoring – NE – Nyassi (unassisted) 13

NY – Wolyniec (Richards, Kandji) 69

	Shots	Saves	Fouls	Offsides	Corners
NE	13	3	12	1	3
NY	14	4	12	1	1

Seattle Sounders FC 1 at New England Revolution 2

Sept. 26 at Gillette Stadium (Foxborough, Mass.)

Att: 15,961

Scoring – SEA – Montero (unassisted) 6

NE – Joseph (penalty kick) 51, Joseph (Larentowicz, Thompson) 87

	Shots	Saves	Fouls	Offsides	Corners
SEA	5	2	10	2	4
NE	13	2	13	1	5

New England Revolution 0 at FC Dallas 1

Sept. 30 at Cotton Bowl (Dallas, Texas)

Att: 51,012

Scoring – NE – None

DAL – Cunningham (Benitez, Harris) 71

	Shots	Saves	Fouls	Offsides	Corners
NE	5	5	16	3	4
DAL	12	2	11	2	6

New England Revolution 1 at Colorado Rapids 1

Oct. 3 at Dick's Sporting Goods Park (Commerce City, Colo.)

Att: 16,535

Scoring – NE – Dube (Mansally) 29

COL – Casey (penalty kick) 58

	Shots	Saves	Fouls	Offsides	Corners
NE	10	4	12	2	6
COL	16	2	13	1	5

Columbus Crew 1 at New England Revolution 0

Oct. 10 at Gillette Stadium (Foxborough, Mass.)

Att: 13,297

Scoring – CLB – Padula (unassisted) 36

NE – None

	Shots	Saves	Fouls	Offsides	Corners
CLB	11	4	18	3	2
NE	7	2	16	2	2

Chicago Fire 0 at New England Revolution 0

Oct. 17 at Gillette Stadium (Foxborough, Mass.)

Att: 18,064

Scoring – None

	Shots	Saves	Fouls	Offsides	Corners
CHI	10	7	7	4	3
NE	15	4	10	1	6

New England Revolution 1 at Columbus Crew 0

Oct. 25 at Crew Stadium (Columbus, Ohio)

Att: 16,797

Scoring – NE – Larentowicz (unassisted) 79

CLB – None

	Shots	Saves	Fouls	Offsides	Corners
NE	10	2	14	1	2
CLB	12	4	17	4	3



2009 PLAYOFFS

EAST. CONF. SEMIS – GM. 1

VS. CHICAGO FIRE

W, 2-1 November 1, 2009

GK Reis
D Heaps
D Osei
D Barnes
D Alston
M Mansally (Castro 69')
M Joseph 9
M Larentowicz
M Nyassi (Thompson 93+)
F Dube
F Jankauskas (Phelan 52')

EAST. CONF. SEMIS – GM. 2

@ CHICAGO FIRE

L, 0-2 November 7, 2009

GK Reis
D Heaps
D Osei (Phelan 86')
D Barnes
D Alston
M Mansally (Castro 46', Thompson 72')
M Joseph 9
M Larentowicz
M Nyassi
F Dube
F Jankauskas

STATISTICS

#	POS	PLAYER	GP	GS	MIN	G	A	SHT	SOG	FC	FS	OFF	CK	C	E
21	MID	Shalrie Joseph	2	2	180	1	0	2	1	1	0	0	0	0	0
5	DEF	Emmanuel Osei	2	2	176	1	0	2	1	1	0	0	0	0	0
13	MID	Jeff Larentowicz	2	2	180	0	1	4	1	4	0	0	0	1	0
29	M/F	Kenny Mansally	2	2	114	0	1	4	2	2	1	0	6	1	0
28	MID	Pat Phelan	2	0	42	0	1	3	2	0	1	0	0	0	0
30	DEF	Kevin Alston	2	2	180	0	0	1	0	3	0	0	0	1	0
25	DEF	Darius Barnes	2	2	180	0	0	0	0	0	0	0	0	0	0
16	MID	Mauricio Castro	2	0	48	0	0	0	0	0	1	0	2	0	0
11	FWD	Kheli Dube	2	2	180	0	0	2	1	7	2	2	0	0	0
6	DEF	Jay Heaps	2	2	180	0	0	0	0	5	0	0	0	0	0
10	FWD	Edgaras Jankauskas	2	2	142	0	0	3	1	3	6	1	0	1	0
31	MID	Sainey Nyassi	2	2	179	0	0	4	1	1	3	0	0	0	0
1	GK	Matt Reis	2	2	180	0	0	0	0	0	0	0	0	0	0
7	MID	Wells Thompson	2	0	19	0	0	0	0	0	0	0	0	0	0
TEAM TOTALS			2	2	180	2	3	25	10	27	15	3	8	4	0
OPPONENT TOTALS			2	2	180	3	3	31	15	15	27	5	13	1	0

GAME-WINNING GOALS: Shalrie Joseph 1

GAME-WINNING ASSISTS: Pat Phelan 1, Jeff Larentowicz 1

PENALTY KICK GOALS/ATTEMPTS: None

#	POS	GOALKEEPER	GP	GS	MIN	SHTS	SV	GA	GAA	PG	PA	W	L	T	SO
1	GK	Matt Reis	2	2	180	15	11	3	1.50	0	0	1	1	0	0
TEAM TOTALS			2	2	180	15	11	3	1.50	0	0	1	1	0	0
OPPONENT TOTALS			2	2	180	10	8	2	1.00	0	0	1	1	0	1

BOX SCORES

EASTERN CONFERENCE SEMIFINAL SERIES, GAME 1

Chicago Fire 1 at New England Revolution 2

Nov. 1 at Gillette Stadium (Foxborough, Mass.)

Att: 7,416

Scoring – CHI – Rolfe (unassisted) 17

NE – Osei (Mansally) 47+, Joseph (Phelan, Larentowicz) 75

	Shots	Saves	Fouls	Offsides	Corners
CHI	10	4	7	2	8
NE	13	1	11	0	6

EASTERN CONFERENCE SEMIFINAL SERIES, GAME 2

New England Revolution 0 at Chicago Fire 2

Nov. 7 at Toyota Park (Bridgeview, Ill.)

Att: 21,528

Scoring – NE – None

CHI – Thorrington (Pappa, Priedeaux) 35, Blanco (Nyarko) 83

	Shots	Saves	Fouls	Offsides	Corners
NE	12	10	16	3	2
CHI	21	4	8	3	5



2008 RESULTS

DATE	OPPONENT	RESULT	SCORE	NOTES	ATT.	W-L-T	POS.	PTS
03/29/2008	HOUSTON DYNAMO	W	3-0		11,116	1-0-0	T1	3
04/03/2008	at Chicago Fire	L	0-4		15,553	1-1-0	T2	3
04/09/2008	at Kansas City Wizards	W	3-1		8,096	2-1-0	T1	6
04/12/2008	COLORADO RAPIDS	L	0-1		8,309	2-2-0	T3	6
04/19/2008	at New York Red Bulls	T	1-1		12,047	2-2-1	T2	7
04/24/2008	at FC Dallas	W	1-0		10,453	3-2-1	T1	10
05/03/2008	CHICAGO FIRE	L	0-3		10,858	3-3-1	T3	10
05/11/2008	at Chivas USA	W	2-1		10,927	4-3-1	3	13
05/17/2008	SAN JOSE EARTHQUAKES	W	2-0		13,004	5-3-1	T2	16
05/24/2008	at Columbus Crew	W	1-0		15,621	6-3-1	T1	19
05/29/2008	D.C. UNITED	T	2-2		8,159	6-3-2	1	20
06/08/2008	FC DALLAS	W	2-1		54,045	7-3-2	1	23
06/12/2008	at Houston Dynamo	W	2-0		14,655	8-3-2	1	26
06/18/2008	NEW YORK RED BULLS	T	1-1		10,596	8-3-3	1	27
06/21/2008	at Real Salt Lake	L	1-2		11,965	8-4-3	1	27
06/28/2008	TORONTO FC	W	2-1		15,863	9-4-3	1	30
07/04/2008	at Los Angeles Galaxy	W	2-1		27,000	10-4-3	1	33
08/09/2008	CHICAGO FIRE	L	1-2		19,240	10-5-3	1	33
08/16/2008	at San Jose Earthquakes	L	0-4		9,859	10-6-3	2	33
08/20/2008	D.C. UNITED	W	2-1		14,962	11-6-3	1	36
08/23/2008	at Toronto FC	T	1-1		20,461	11-6-4	T1	37
08/30/2008	LOS ANGELES GALAXY	T	2-2		39,256	11-6-5	2	38
09/06/2008	at Columbus Crew	L	0-4		16,918	11-7-5	T2	38
09/11/2008	CHIVAS USA	W	4-0		7,606	12-7-5	2	41
09/20/2008	at Colorado Rapids	T	1-1		12,223	12-7-6	2	42
09/27/2008	COLUMBUS CREW	L	0-1		15,035	12-8-6	2	42
10/04/2008	REAL SALT LAKE	T	2-2		18,993	12-8-7	2	43
10/11/2008	at Kansas City Wizards	L	0-1		9,488	12-9-7	2	43
10/16/2008	at D.C. United	L	1-2		16,672	12-10-7	T2	43
10/15/2008	KANSAS CITY WIZARDS	L	1-3		16,764	12-11-7	3	43

MLS CUP PLAYOFFS

DATE	OPPONENT	RESULT	SCORE	NOTES	ATT.	ROUND	GAME
10/30/2008	CHICAGO FIRE	T	0-0		5,221	EC Semifinals	1
11/06/2008	at Chicago Fire	L	0-3		17,312	EC Semifinals	2

U.S. OPEN CUP

DATE	OPPONENT	RESULT	SCORE	NOTES	ROUND
07/01/2008	RICHMOND KICKERS	W	3-0		Third Round (New Britain, Conn.)
07/08/2008	CRYSTAL PALACE BALTIMORE	T	1-1	W in PKs, 5-3	Quarterfinals (New Britain, Conn.)
08/12/2008	at D.C. United	L	1-3		Semifinals

SUPERLIGA

DATE	OPPONENT	RESULT	SCORE	NOTES	ROUND
07/13/2008	SANTOS LAGUNA	W	1-0		Group Stage
07/16/2008	PACHUCA	W	1-0		Group Stage
07/20/2008	at Chivas USA	T	1-1		Group Stage (Fullerton, Calif.)
07/30/2008	ATLANTE	W	1-0		Semifinals
08/05/2008	HOUSTON DYNAMO	T	2-2	W in PKs, 6-5	Final

CONCACAF CHAMPIONS LEAGUE

DATE	OPPONENT	RESULT	SCORE	NOTES	ROUND
08/26/2008	at Joe Public FC	L	1-2		Preliminary
09/02/2008	JOE PUBLIC FC	L	0-4		Preliminary

COACH

COACH	W	L	T	PCT.
Steve Nicol	12	11	7	.517



2008 STATISTICS

#	POS	PLAYER	GP	GS	MIN	G	A	SHT	SOG	FC	FS	OFF	CK	C	E
14	MID	Steve Ralston	21	20	1715	8	7	21	13	13	16	2	75	2	0
20	FWD	Taylor Twellman	16	12	1211	8	2	42	22	7	26	6	1	0	0
7	FWD	Adam Cristman	18	16	1300	6	1	39	24	25	20	5	0	0	0
11	FWD	Kheli Dube	21	13	1252	4	4	29	13	33	30	8	1	1	0
13	MID	Jeff Larentowicz	28	28	2437	4	2	24	12	42	39	0	0	5	1
29	FWD	Kenny Mansally	17	11	979	3	1	14	8	22	26	9	0	1	0
18	MID	Khano Smith	23	18	1515	2	3	26	10	27	23	5	1	3	1
31	MID	Sainey Nyassi	25	18	1661	2	1	28	13	31	39	3	13	7	0
21	MID	Shalrie Joseph	27	27	2384	1	1	27	12	47	32	4	1	5	1
16	MID	Mauricio Castro	24	22	1584	0	3	29	20	16	30	5	44	1	1
6	DEF	Jay Heaps	30	30	2700	0	1	15	4	23	27	0	0	5	0
15	DEF	Michael Parkhurst	28	28	2520	0	1	4	0	9	9	0	0	0	0
27	MID	Wells Thompson	19	8	786	0	1	9	1	17	20	1	5	3	0
8	M/D	Chris Tierney	6	4	340	0	1	0	0	2	0	0	0	1	0
3	DEF	Chris Albright	26	26	2340	0	0	10	2	17	19	0	1	3	0
4	DEF	Gabriel Badilla	6	5	423	0	0	2	1	7	6	0	0	1	1
23	FWD	Argenis Fernandez	2	0	61	0	0	1	1	0	3	0	1	0	0
17	D/M	Gary Flood	5	2	295	0	0	0	0	2	1	1	0	0	0
8	M/D	Joe Franchino	1	0	1	0	0	0	0	0	1	0	0	0	0
5	MID	Joe Germanese	1	0	20	0	0	0	0	0	0	0	1	0	0
25	DEF	Chase Hilgenbrinck	4	1	186	0	0	0	0	1	1	0	0	0	0
2	DEF	Amaechi Igwe	11	6	568	0	0	2	0	14	9	0	0	5	0
28	D/M	Pat Phelan	11	5	467	0	0	1	1	3	2	0	0	0	0
1	GK	Matt Reis	28	28	2485	0	0	0	0	0	8	0	0	1	0
12	GK	Doug Warren	3	2	215	0	0	0	0	0	0	0	0	0	0
Own Goals received					2										
TEAM TOTALS			30	30	2700	40	29	323	157	358	417	49	144	44	5
OPPONENT TOTALS			30	30	2700	43	34	384	160	417	358	119	134	61	2

GAME-WINNING GOALS: Steve Ralston 4, Taylor Twellman 2, Kheli Dube 2, Khano Smith 1, Sainey Nyassi 1, Jeff Larentowicz 1, Adam Cristman 1

GAME-WINNING ASSISTS: Steve Ralston 5, Taylor Twellman 1, Khano Smith 1, Kenny Mansally 1, Shalrie Joseph 1, Kheli Dube 1

PENALTY KICK GOALS/ATTEMPTS: Steve Ralston 1-1, Shalrie Joseph 0-1

#	POS	GOALKEEPER	GP	GS	MIN	SHTS	SV	GA	GAA	PG	PA	W	L	T	SO
1	GK	Matt Reis	28	28	2485	150	107	38	1.38	3	4	11	11	6	6
12	GK	Doug Warren	3	2	215	10	5	5	2.09	0	0	1	0	1	0
TEAM TOTALS			30	30	2700	160	112	43	1.43	3	4	12	11	7	6
OPPONENT TOTALS			30	30	2700	157	116	40	1.33	1	2	11	12	7	7



2008 LINEUPS

VS. HOUSTON DYNAMO W, 3-0 March 29, 2008

GK Reis
D Heaps
D Parkhurst
D Albright
M Castro
M Joseph
M Larentowicz
M Nyassi
M Ralston (Flood 63)
F Cristman
F Mansally (Dube 81)

@ FC DALLAS W, 1-0 April 24, 2008

GK Reis
D Hilgenbrink
D Parkhurst
D Heaps
D Igwe
M Smith
M Joseph
M Flood
M Thompson
F Cristman (Dube 59)
F Mansally

VS. D.C. UNITED T, 2-2 May 29, 2008

GK Reis
D Heaps
D Parkhurst
D Albright
M Castro (Smith 64)
M Joseph
M Larentowicz
M Thompson (Cristman 39)
M Ralston
F Dube
F Nyassi (Igwe 88)

VS. TORONTO FC W, 2-1 June 28, 2008

GK Reis
D Heaps
D Parkhurst
D Albright
M Castro (Thompson 75)
M Joseph
M Larentowicz
M Nyassi
M Ralston
F Dube (Twelmann 79)
F Cristman (Mansally 61)

@ TORONTO FC T, 1-1 August 23, 2008

GK Warren
D Tierney
D Parkhurst
D Heaps
D Albright
M Smith
M Joseph
M Larentowicz
M Thompson
F Ralston
F Twelmann

VS. COLUMBUS CREW L, 0-1 September 27, 2008

GK Reis
D Heaps
D Parkhurst
D Badilla (Nyassi 59)
D Albright
M Castro (Thompson 66)
M Joseph
M Larentowicz
M Ralston
F Mansally (Dube 59)
F Twelmann

@ CHICAGO FIRE L, 0-4 April 3, 2008

GK Reis
D Heaps
D Parkhurst
D Albright
M Smith (Flood 12)
M Joseph
M Larentowicz
M Nyassi
M Castro
F Cristman (Dube 72)
F Mansally (Hilgenbrink 39)

VS. CHICAGO FIRE L, 0-3 May 3, 2008

GK Reis
D Heaps
D Parkhurst
D Albright
M Smith (Ralston 54)
M Joseph
M Larentowicz
M Thompson
M Castro
F Cristman (Dube 55)
F Mansally (Fernandez 74)

VS. FC DALLAS W, 2-1 June 6, 2008

GK Reis
D Heaps
D Parkhurst
D Albright
M Castro (Smith 60)
M Joseph
M Larentowicz
M Nyassi
M Ralston (Igwe 80)
F Dube
F Cristman

@ LOS ANGELES GALAXY W, 2-1 July 4, 2008

GK Reis
D Heaps
D Parkhurst
D Albright
M Castro
M Joseph
M Larentowicz
M Nyassi (Phelan 70)
M Ralston
F Dube (Twelmann 60)
F Cristman (Igwe 79)

VS. LOS ANGELES GALAXY T, 2-2 August 30, 2008

GK Reis
D Heaps
D Badilla
D Parkhurst
D Albright
M Smith
M Larentowicz
M Phelan (Nyassi 33)
M Thompson (Castro 78)
F Joseph
F Twelmann

VS. REAL SALT LAKE T, 2-2 October 4, 2008

GK Reis
D Heaps
D Parkhurst
D Albright
D Smith
M Joseph
M Larentowicz
M Nyassi (Castro 69)
M Ralston
F Dube (Mansally 74)
F Twelmann

@ KANSAS CITY WIZARDS W, 3-1 April 9, 2008

GK Reis
D Igwe
D Parkhurst
D Heaps
M Smith
M Joseph
M Flood (Franchino 91+)
M Nyassi
M Castro (Hilgenbrink 66)
F Cristman
F Mansally

@ CHIVAS USA W, 2-1 May 11, 2008

GK Reis
D Heaps
D Parkhurst
D Albright
M Smith
M Joseph
M Larentowicz
M Thompson
M Castro (Dube 55)
M Ralston (Flood 79)
F Mansally (Twelmann 46)

@ HOUSTON DYNAMO W, 2-0 June 12, 2008

GK Reis
D Igwe
D Parkhurst
D Heaps
D Albright
M Castro (Nyassi 69)
M Larentowicz
M Phelan (Thompson 80)
M Ralston
F Dube
F Cristman

VS. CHICAGO FIRE L, 1-2 August 9, 2008

GK Reis
D Tierney (Smith 88)
D Heaps
D Larentowicz
D Albright
M Castro
M Joseph
M Ralston
M Nyassi
F Cristman (Phelan 76)
F Twelmann

@ COLUMBUS CREW L, 0-4 September 6, 2008

GK Reis
D Tierney (Igwe 58)
D Parkhurst
D Heaps
D Albright
M Castro (Phelan 74)
M Joseph
M Larentowicz
M Phelan (Germanese 70)
F Smith
F Twelmann

@ KANSAS CITY WIZARDS L, 0-1 October 11, 2008

GK Reis
D Heaps
D Parkhurst
D Albright
M Smith
M Joseph
M Larentowicz
M Castro (Thompson 75)
M Ralston (Badilla 17)
F Dube
F Twelmann

VS. COLORADO RAPIDS L, 0-1 April 12, 2008

GK Reis
D Igwe
D Parkhurst
D Heaps
M Smith
M Joseph
M Larentowicz
M Nyassi (Fernandez 45)
M Castro
F Cristman (Dube 76)
F Mansally

VS. SAN JOSE EARTHQUAKES W, 2-0 May 17, 2008

GK Reis
D Heaps
D Parkhurst
D Albright
M Castro (Smith 77)
M Joseph
M Larentowicz
M Thompson (Nyassi 62)
M Ralston
F Dube
F Mansally (Cristman 87)

VS. NEW YORK RED BULLS T, 1-1 June 28, 2008

GK Reis
D Heaps
D Parkhurst
D Albright
M Castro (Thompson 40)
M Joseph
M Larentowicz
M Nyassi
M Ralston
F Dube
F Cristman (Phelan 71)

@ SAN JOSE EARTHQUAKES L, 0-4 August 16, 2008

GK Reis (Warren 55)
D Tierney
D Heaps
D Larentowicz
D Albright
M Castro (Twelmann 46)
M Phelan
M Ralston
M Nyassi (Thompson 70)
F Smith
F Cristman

VS. CHIVAS USA W, 4-0 September 11, 2008

GK Reis
D Heaps
D Parkhurst
D Albright
M Smith
M Phelan (Mansally 70)
M Larentowicz
M Nyassi (Thompson 81)
M Joseph
F Ralston
F Twelmann

@ D.C. UNITED L, 1-2 October 16, 2008

GK Reis
D Heaps
D Parkhurst
D Badilla (Phelan 85)
D Albright
M Smith
M Joseph
M Larentowicz
M Castro (Nyassi 75)
F Dube (Mansally 75)
F Twelmann

@ NEW YORK RED BULLS T, 1-1 April 19, 2008

GK Reis
D Igwe
D Parkhurst
D Heaps
M Smith (Thompson 84)
M Joseph
M Larentowicz
M Nyassi
M Castro
F Cristman (Hilgenbrink 69)
F Mansally (Dube 77)

@ COLUMBUS CREW W, 1-0 May 24, 2008

GK Reis
D Heaps
D Parkhurst
D Albright
M Castro (Smith 79)
M Joseph
M Larentowicz
M Thompson (Nyassi 46)
M Ralston
F Dube (Igwe 92+)
F Mansally

@ REAL SALT LAKE L, 1-2 June 24, 2008

GK Reis
D Igwe (Thompson 62)
D Parkhurst
D Heaps
D Albright
M Nyassi (Tierney 77)
M Larentowicz
M Phelan
M Ralston
F Dube
F Cristman

VS. D.C. UNITED W, 2-1 August 23, 2008

GK Warren
D Heaps
D Parkhurst
D Albright
M Smith
M Joseph
M Larentowicz
M Nyassi (Thompson 84)
M Ralston
F Cristman (Tierney 92+)
F Twelmann

@ COLORADO RAPIDS T, 1-1 September 20, 2008

GK Reis
D Heaps
D Badilla
D Parkhurst
D Albright
M Smith (Thompson 71)
M Joseph
M Larentowicz
M Nyassi (Mansally 46)
F Ralston
F Twelmann

VS. KANSAS CITY WIZARDS L, 0-3 October 25, 2008

GK Reis
D Heaps
D Parkhurst
D Badilla
D Albright
M Smith
M Joseph (Phelan 60)
M Larentowicz
M Castro (Nyassi 46)
F Dube (Mansally 59)
F Twelmann



2008 BOX SCORES

Houston Dynamo 0 at New England Revolution 3

March 29 at Gillette Stadium (Foxborough, Mass.) Alt: 11,116

Scoring – HOU – None

NE – Ralston (unassisted) 15, Cristman (unassisted) 32, Nyassi (unassisted) 93+

	Shots	Saves	Fouls	Offsides	Corners
HOU	15	10	20	1	6
NE	17	3	7	3	4

New England Revolution 0 at Chicago Fire 4

April 3 at Toyota Park (Bridgeview, Ill.) Alt: 15,553

Scoring – NE – None

CHI – Barrett (Mapp) 4, Frankowski (unassisted) 22, Blanco (penalty kick) 37, Frankowski (Barrett, Blanco) 39

	Shots	Saves	Fouls	Offsides	Corners
NE	7	4	8	0	11
CHI	10	5	15	5	1

New England Revolution 3 at Kansas City Wizards 1

April 9 at CommunityAmerica Ballpark (Kansas City, Kan.) Alt: 8,096

Scoring – NE – Own Goal (Jewsbury) 12, Nyassi (Smith, Mansally) 33, Mansally (unassisted) 40

KC – Jewsbury (penalty kick) 28

	Shots	Saves	Fouls	Offsides	Corners
NE	9	7	14	1	4
KC	16	2	14	3	10

Colorado Rapids 1 at New England Revolution 0

April 12 at Gillette Stadium (Foxborough, Mass.) Alt: 8,309

Scoring – COL – LaBrocca (Burciaga Jr.) 68

NE – None

	Shots	Saves	Fouls	Offsides	Corners
COL	4	9	18	4	1
NE	17	0	16	3	4

New England Revolution 1 at New York Red Bulls 1

April 19 at Giants Stadium (East Rutherford, N.J.) Alt: 12,047

Scoring – NE – Larentowicz (unassisted) 56

NY – Altidore (unassisted) 30

	Shots	Saves	Fouls	Offsides	Corners
NE	4	5	11	3	2
NY	14	0	11	3	4

New England Revolution 1 at FC Dallas 0

April 24 at Pizza Hut Park (Frisco, Texas) Alt: 10,453

Scoring – NE – Smith (unassisted) 72

DAL – None

	Shots	Saves	Fouls	Offsides	Corners
NE	13	4	13	1	3
DAL	16	4	12	4	7

Chicago Fire 3 at New England Revolution 0

May 3 at Gillette Stadium (Foxborough, Mass.) Alt: 10,858

Scoring – CHI – Rolfe (Thorington) 29, Thorington (Barrett, Rolfe) 50, King (unassisted) 76

NE – None

	Shots	Saves	Fouls	Offsides	Corners
CHI	5	6	9	1	0
NE	11	1	10	1	7

New England Revolution 2 at Chivas USA 1

May 11 at The Home Depot Center (Carson, Calif.) Alt: 10,927

Scoring – NE – Mansally (Larentowicz) 18, Twellman (Ralston) 59

CHV – Braun (Galindo, Harris) 93+

	Shots	Saves	Fouls	Offsides	Corners
NE	7	0	11	1	3
CHV	10	3	24	3	4

San Jose Earthquakes 0 at New England Revolution 2

May 17 at Gillette Stadium (Foxborough, Mass.) Alt: 13,004

Scoring – SJ – None

NE – Dube (Joseph, Ralston) 6, Own Goal (Riley) 23

	Shots	Saves	Fouls	Offsides	Corners
SJ	4	4	16	2	3
NE	11	1	6	3	3

New England Revolution 1 at Columbus Crew 0

May 24 at Crew Stadium (Columbus, Ohio) Alt: 15,621

Scoring – NE – Dube (unassisted) 89

CLB – None

	Shots	Saves	Fouls	Offsides	Corners
NE	13	2	14	1	8
CLB	12	3	14	3	5

D.C. United 2 at New England Revolution 2

May 29 at Gillette Stadium (Foxborough, Mass.) Alt: 8,159

Scoring – DC – Emilio (unassisted) 15, Fred (unassisted) 53

NE – Cristman (Dube) 59, Dube (Larentowicz, Ralston) 72

	Shots	Saves	Fouls	Offsides	Corners
DC	16	4	22	1	6
NE	13	8	15	0	3

FC Dallas 1 at New England Revolution 2

June 6 at Gillette Stadium (Foxborough, Mass.) Alt: 54,045

Scoring – DAL – Alvarez (Odoro) 90

NE – Cristman (Nyassi) 5, Ralston (penalty kick) 22

	Shots	Saves	Fouls	Offsides	Corners
DAL	21	6	15	3	9
NE	11	10	16	0	3

New England Revolution 2 at Houston Dynamo 0

June 12 at Robertson Stadium (Houston, Texas) Alt: 14,655

Scoring – NE – Ralston (Dube) 8, Dube (Castro) 35

HOU – None

	Shots	Saves	Fouls	Offsides	Corners
NE	7	5	17	0	3
HOU	15	4	17	7	4

New York Red Bulls 1 at New England Revolution 1

June 18 at Gillette Stadium (Foxborough, Mass.) Alt: 10,596

Scoring – NY – Stammler (van den Bergh, Conway) 37

NE – Ralston (Dube, Heaps) 79

	Shots	Saves	Fouls	Offsides	Corners
NY	14	6	15	3	6
NE	15	4	10	1	6

New England Revolution 1 at Real Salt Lake 2

June 21 at Rice-Eccles Stadium (Salt Lake City, Utah) Alt: 11,965

Scoring – NE – Cristman (unassisted) 8

RSL – Own Goal (Heaps) 11, Nunez (unassisted) 60

	Shots	Saves	Fouls	Offsides	Corners
NE	14	6	12	2	7
RSL	19	4	14	4	4

Toronto FC 1 at New England Revolution 2

June 28 at Gillette Stadium (Foxborough, Mass.) Alt: 15,863

Scoring – TFC – Own Goal (Joseph) 78

NE – Ralston (unassisted) 12, Ralston (unassisted) 59

	Shots	Saves	Fouls	Offsides	Corners
TFC	8	2	19	8	4
NE	9	3	15	3	3



New England Revolution 2 at Los Angeles Galaxy 1

July 4 at The Home Depot Center (Carson, Calif.)

Att: 27,000

Scoring – NE – Cristman (unassisted) 33, Cristman (Ralston) 37

LA – Beckham (unassisted) 66

	Shots	Saves	Fouls	Offsides	Corners
NE	11	2	14	1	8
LA	14	5	15	2	0

Chicago Fire 2 at New England Revolution 1

Aug. 9 at Gillette Stadium (Foxborough, Mass.)

Att: 19,240

Scoring – CHI – Segares (unassisted) 81, Conde (unassisted) 86

NE – Twellman (Castro) 3

	Shots	Saves	Fouls	Offsides	Corners
CHI	11	4	13	7	4
NE	15	6	11	1	5

New England Revolution 0 at San Jose Earthquakes 4

Aug. 16 at Buck Shaw Stadium (Santa Clara, Calif.)

Att: 9,859

Scoring – NE – None

SJ – O'Brien (Lima, Corrales) 11, Johnson (Sealy, O'Brien) 71, Sealy (Huckerby, Garcia) 76, O'Brien (Huckerby) 87

	Shots	Saves	Fouls	Offsides	Corners
NE	11	5	11	2	6
SJ	14	6	8	5	4

D.C. United 1 at New England Revolution 2

Aug. 20 at Gillette Stadium (Foxborough, Mass.)

Att: 14,962

Scoring – DC – Moreno (unassisted) 69

NE – Twellman (Cristman, Smith) 24, Larentowicz (Twellman, Ralston) 49

	Shots	Saves	Fouls	Offsides	Corners
DC	11	3	12	3	2
NE	15	2	12	0	2

New England Revolution 1 at Toronto FC 1

Aug. 23 at BMO Field (Toronto, Ontario, Canada)

Att: 20,461

Scoring – NE – Twellman (Tierney) 35

TFC – Barrett (Ricketts) 66

	Shots	Saves	Fouls	Offsides	Corners
NE	12	3	4	2	8
TFC	13	4	3	6	2

Los Angeles Galaxy 2 at New England Revolution 2

Aug. 30 at Gillette Stadium (Foxborough, Mass.)

Att: 39,256

Scoring – LA – Donovan (Vagenas) 33, Donovan (Lewis) 55

NE – Twellman (Smith) 22, Joseph (Parkhurst) 71

	Shots	Saves	Fouls	Offsides	Corners
LA	8	3	14	3	2
NE	10	4	16	0	2

New England Revolution 0 at Columbus Crew 4

Sept. 6 at Crew Stadium (Columbus, Ohio)

Att: 16,918

Scoring – NE – None

CLB – Barros Schelotto (unassisted) 39, Iro (Barros Schelotto) 46+, Garey (Barros Schelotto) 67, Garey (Noonan) 90

	Shots	Saves	Fouls	Offsides	Corners
NE	4	9	11	1	4
CLB	27	1	8	5	11

Chivas USA 0 at New England Revolution 4

Sept. 11 at Gillette Stadium (Foxborough, Mass.)

Att: 7,606

Scoring – CHV – None

NE – Twellman (Ralston) 53, Larentowicz (Ralston, Thompson) 83, Smith (unassisted) 91+, Ralston (Twellman) 92+

	Shots	Saves	Fouls	Offsides	Corners
CHV	10	3	10	2	7
NE	16	3	9	3	5

New England Revolution 1 at Colorado Rapids 1

Sept. 20 at Dick's Sporting Goods Park (Commerce City, Colo.)

Att: 12,223

Scoring – NE – Mansally (unassisted) 50

COL – Clark (Cooke, McManus) 42

	Shots	Saves	Fouls	Offsides	Corners
NE	5	3	12	2	2
COL	13	2	13	5	3

Columbus Crew 1 at New England Revolution 0

Sept. 27 at Gillette Stadium (Foxborough, Mass.)

Att: 15,035

Scoring – CLB – Marshall (Rogers) 35

NE – None

	Shots	Saves	Fouls	Offsides	Corners
CLB	13	2	12	5	5
NE	9	2	13	2	1

Real Salt Lake 2 at New England Revolution 2

Oct. 4 at Gillette Stadium (Foxborough, Mass.)

Att: 18,893

Scoring – RSL – Morales (unassisted) 13, Williams (Morales) 73

NE – Ralston (unassisted) 77, Twellman (unassisted) 79

	Shots	Saves	Fouls	Offsides	Corners
RSL	11	2	18	3	6
NE	11	5	9	7	5

New England Revolution 0 at Kansas City Wizards 1

Oct. 11 at CommunityAmerica Ballpark (Kansas City, Kan.)

Att: 9,488

Scoring – NE – None

KC – Conrad (Jewsbury) 61

	Shots	Saves	Fouls	Offsides	Corners
NE	7	0	12	2	9
KC	9	2	12	4	4

New England Revolution 1 at D.C. United 2

Oct. 16 at RFK Stadium (Washington, D.C.)

Att: 16,672

Scoring – NE – Twellman (Castro, Dube) 58

DC – Doe (Moreno) 61, Doe (Quaranta) 80

	Shots	Saves	Fouls	Offsides	Corners
NE	13	3	15	1	8
DC	20	6	15	5	7

Kansas City Wizards 3 at New England Revolution 1

Oct. 25 at Gillette Stadium (Foxborough, Mass.)

Att: 16,764

Scoring – KC – Lopez (penalty kick) 28, Arnaud (Espinoza, Jewsbury) 53, Own Goal (Parkhurst) 88

NE – Larentowicz (unassisted) 90

	Shots	Saves	Fouls	Offsides	Corners
KC	12	2	9	9	3
NE	6	2	14	2	4



2008 PLAYOFFS

EAST. CONF. SEMIS – GM. 1

VS. CHICAGO FIRE

T, 0-0 October 30, 2008

GK Reis

D Tierney

D Parkhurst

D Heaps

D Albright

M Castro (Thompson 86')

M Joseph

M Larentowicz

M Nyassi

F Dube

F Mansally

EAST. CONF. SEMIS – GM. 2

@ CHICAGO FIRE

L, 0-3 November 6, 2008

GK Reis

D Igwe (Badilla 73')

D Parkhurst

D Heaps

D Albright

M Castro

M Joseph

M Larentowicz (Phelan 39')

M Nyassi

F Dube (Thompson 81')

F Mansally

STATISTICS

#	POS	PLAYER	GP	GS	MIN	G	A	SHT	SOG	FC	FS	OFF	CK	C	E
3	DEF	Chris Albright	2	2	173	0	0	1	0	5	3	0	0	2	1
4	DEF	Gabriel Badilla	1	0	17	0	0	1	0	0	0	0	0	0	0
16	MID	Mauricio Castro	2	2	176	0	0	4	2	2	0	0	9	1	0
11	FWD	Kheli Dube	2	2	171	0	0	1	0	1	2	1	0	0	0
6	DEF	Jay Heaps	2	2	180	0	0	2	1	3	2	0	0	0	0
2	DEF	Amachi Igwe	1	1	73	0	0	0	0	1	0	0	0	1	0
21	MID	Shalrie Joseph	2	2	180	0	0	1	1	4	5	1	0	1	0
13	MID	Jeff Larentowicz	2	2	129	0	0	3	0	2	2	0	0	0	0
29	FWD	Kenny Mansally	2	2	180	0	0	3	2	4	3	0	0	1	0
31	MID	Sainey Nyassi	2	2	180	0	0	5	2	3	0	0	1	0	0
15	DEF	Michael Parkhurst	2	2	180	0	0	0	0	0	0	0	0	0	0
28	D/M	Pat Phelan	1	0	51	0	0	0	0	0	0	0	0	0	0
1	GK	Matt Reis	2	2	180	0	0	0	0	0	0	0	0	0	0
27	MID	Wells Thompson	2	0	13	0	0	0	0	0	0	0	0	0	0
8	M/D	Chris Tierney	1	1	90	0	0	0	0	0	0	0	0	0	0
TEAM TOTALS			2	2	180	0	0	21	8	25	18	2	10	6	1
OPPONENT TOTALS			2	2	180	3	2	23	13	18	25	4	10	5	0

GAME-WINNING GOALS: None

GAME-WINNING ASSISTS: None

PENALTY KICK GOALS/ATTEMPTS: None

#	POS	GOALKEEPER	GP	GS	MIN	SHTS	SV	GA	GAA	PG	PA	W	L	T	SO
1	GK	Matt Reis	2	2	180	13	8	3	1.50	0	0	0	1	1	1
TEAM TOTALS			2	2	180	13	8	3	1.50	0	0	0	1	1	1
OPPONENT TOTALS			2	2	180	8	8	0	0.00	0	0	1	0	1	2

BOX SCORES

EASTERN CONFERENCE SEMIFINAL SERIES, GAME 1

Chicago Fire 0 at New England Revolution 0

Oct. 30 at Gillette Stadium (Foxborough, Mass.)

Att: 5,221

Scoring – None

	Shots	Saves	Fouls	Offsides	Corners
CHI	9	4	10	2	4
NE	13	5	12	1	6

EASTERN CONFERENCE SEMIFINAL SERIES, GAME 2

New England Revolution 0 at Chicago Fire 3

Nov. 6, 2008 at Toyota Park (Bridgeview, Ill.)

Att: 17,312

Scoring – NE – None

	Shots	Saves	Fouls	Offsides	Corners
CHI – Rolfe (unassisted) 47+, Conde (Mapp) 49, Segares (Rolfe) 74					
NE	8	3	13	1	4
CHI	14	4	8	2	6



2007 RESULTS

DATE	OPPONENT	RESULT	SCORE	NOTES	ATT.	W-L-T	POS.	PTS
04/07/2007	at Chicago Fire	L	0-1		15,353	0-1-0	T4	0
04/14/2007	TORONTO FC	W	4-0		18,184	1-1-0	T1	3
04/19/2007	at Columbus Crew	T	2-2		13,290	1-1-1	T1	4
04/29/2007	at FC Dallas	W	1-0		9,165	2-1-1	4	7
05/03/2007	at D.C. United	T	1-1		12,908	2-1-2	4	8
05/06/2007	CHICAGO FIRE	W	3-1		9,508	3-1-2	T2	11
05/12/2007	at Los Angeles Galaxy	W	3-2		22,715	4-1-2	1	14
05/19/2007	at Houston Dynamo	W	1-0		18,232	5-1-2	1	17
05/26/2007	KANSAS CITY WIZARDS	L	3-4		13,156	5-2-2	T1	17
06/02/2007	REAL SALT LAKE	T	0-0		16,864	5-2-3	2	18
06/16/2007	COLUMBUS CREW	T	3-3		22,412	5-2-4	3	19
06/23/2007	TORONTO FC	W	3-0		10,114	6-2-4	1	22
06/30/2007	at Chivas USA	L	0-2		9,028	6-3-4	1	22
07/07/2007	CHIVAS USA	T	1-1		13,266	6-3-5	T1	23
07/14/2007	at New York Red Bulls	W	1-0		13,819	7-3-5	1	26
07/22/2007	HOUSTON DYNAMO	T	3-3		14,606	7-3-6	T1	27
07/28/2007	at Real Salt Lake	W	2-1		13,193	8-3-6	1	30
08/02/2007	KANSAS CITY WIZARDS	W	2-0		12,915	9-3-6	1	33
08/05/2007	D.C. UNITED	L	0-3		12,618	9-4-6	1	33
08/12/2007	LOS ANGELES GALAXY	W	1-0		35,402	10-4-6	1	36
08/16/2007	at Colorado Rapids	L	0-3		10,677	10-5-6	1	36
08/19/2007	at Kansas City Wizards	W	1-0		9,035	11-5-6	1	39
08/25/2007	NEW YORK RED BULLS	W	2-1		16,017	12-5-6	1	42
09/09/2007	at D.C. United	L	2-4		18,918	12-6-6	2	42
09/15/2007	FC DALLAS	W	4-2		15,289	13-6-6	2	45
09/22/2007	at New York Red Bulls	T	2-2		16,823	13-6-7	2	46
09/29/2007	Colorado Rapids	W	1-0		19,166	14-6-7	2	49
10/06/2007	at Chicago Fire	L	1-2		20,014	14-7-7	2	49
10/13/2007	COLUMBUS CREW	L	2-3		22,295	14-8-7	2	49
10/20/2007	at Toronto FC	T	2-2		20,374	14-8-8	2	50

MLS CUP PLAYOFFS

DATE	OPPONENT	RESULT	SCORE	NOTES	ATT.	ROUND	GAME
10/27/2007	at New York Red Bulls	T	0-0		14,165	EC Semifinals	1
11/03/2007	NEW YORK RED BULLS	W	1-0		10,116	EC Semifinals	2
11/08/2007	CHICAGO FIRE	W	1-0		10,317	EC Championship	
11/18/2007	vs. Houston Dynamo	L	1-2		39,859	MLS Cup	

U.S. OPEN CUP

DATE	OPPONENT	RESULT	SCORE	NOTES	ROUND
07/10/2007	at Rochester Rhinos	W	4-2		Third Round
08/08/2007	HARRISBURG CITY ISLANDERS	W	2-1		Quarterfinals
09/04/2007	CAROLINA RAILHAWKS	W	2-1	OT	Semifinals (New Britain, Conn.)
10/03/2007	at FC Dallas	W	3-2		Championship

COACH

COACH	W	L	T	PCT.
Steve Nicol	14	8	8	.600



2007 STATISTICS

#	POS	PLAYER	GP	GS	MIN	G	A	SHT	SOG	FC	FS	OFF	CK	C	E
20	FWD	Taylor Twellman	26	25	2283	16	3	90	55	13	41	21	0	2	0
11	FWD	Pat Noonan	27	21	1738	7	4	42	24	12	41	32	2	2	0
25	MID	Andy Dorman	30	27	2269	7	2	48	27	28	18	4	28	5	0
14	MID	Steve Ralston	26	26	2337	4	14	33	18	16	29	3	130	1	0
21	MID	Shalrie Joseph	27	27	2366	4	5	42	14	55	52	5	1	4	1
7	FWD	Adam Cristman	28	14	1421	4	4	40	16	41	51	10	0	1	0
13	MID	Jeff Larentowicz	28	28	2455	3	4	28	9	61	30	0	0	5	0
18	MID	Khano Smith	29	26	2216	2	6	36	12	42	41	5	1	4	0
6	DEF	Jay Heaps	28	28	2475	1	0	16	8	31	37	1	0	5	0
15	DEF	Michael Parkhurst	25	25	2197	1	0	1	1	5	10	0	0	0	0
27	MID	Wells Thompson	27	11	1217	1	0	16	7	26	36	2	0	6	0
4	DEF	Avery John	19	18	1559	0	1	2	1	25	22	0	0	4	0
1	GK	Matt Reis	30	30	2700	0	1	0	0	1	8	0	0	2	0
26	MID	Bryan Byrne	1	0	19	0	0	0	0	1	1	0	0	1	0
17	DEF	Gary Flood	5	2	197	0	0	0	0	1	0	0	0	0	0
8	DEF	Joe Franchino	3	0	57	0	0	0	0	0	0	0	0	0	0
32	MID	Arsene Oka	1	0	10	0	0	0	0	0	0	0	0	0	0
16	D/M	James Riley	26	22	2131	0	0	4	1	22	17	0	0	4	0
29	MID	Kenny Mansally	1	0	14	0	0	0	0	1	1	0	0	1	0
31	MID	Sainey Nyassi	1	0	8	0	0	0	0	0	0	0	0	0	0
Own Goals received					1										
TEAM TOTALS			30	30	2700	51	44	398	193	381	461	83	162	47	1
OPPONENT TOTALS			30	30	2700	43	43	359	169	461	381	96	136	66	4

GAME-WINNING GOALS: Taylor Twellman 5, Andy Dorman 2, Steve Ralston 2, Pat Noonan 1, Jeff Larentowicz 1, Shalrie Joseph 1, Khano Smith 1

GAME-WINNING ASSISTS: Shalrie Joseph 4, Khano Smith 3, Steve Ralston 2, Taylor Twellman 1, Pat Noonan 1, Jeff Larentowicz 1, Adam Cristman 1

PENALTY KICK GOALS/ATTEMPTS: Shalrie Joseph 3-4

#	POS	GOALKEEPER	GP	GS	MIN	SHT	SV	GA	GAA	PG	PA	W	L	T	SO
1	GK	Matt Reis	30	30	2700	169	120	43	1.43	3	3	14	8	8	10
TEAM TOTALS			30	30	2700	169	120	43	1.43	3	3	14	8	8	10
OPPONENT TOTALS			30	30	2700	193	136	51	1.70	3	4	8	14	8	5



2007 LINEUPS

@ CHICAGO FIRE L, 0-1 April 7, 2007

GK Reis
D John
D Riley
D Heaps
M Thompson
M Flood (Oka 80)
M Larentowicz
M Ralston
M Dorman
F Cristman (Noonan 71)
F Twellman

VS. CHICAGO FIRE W, 3-1 May 6, 2007

GK Reis
D John (Franchino 66)
D Riley
D Heaps
M Smith
M Parkhurst
M Larentowicz
M Ralston
M Dorman (Thompson 66)
F Cristman
F Twellman

VS. COLUMBUS CREW T, 3-3 June 16, 2007

GK Reis
D John
D Riley
D Heaps
M Smith
M Larentowicz
M Joseph
M Thompson
M Dorman
F Noonan
F Cristman

VS. HOUSTON DYNAMO T, 3-3 July 22, 2007

GK Reis
D Riley
D Parkhurst
D Heaps
M Smith (Thompson 46)
M Larentowicz
M Joseph
M Ralston
M Dorman
F Noonan (Cristman 71)
F Twellman

@ COLORADO RAPIDS L, 0-3 August 16, 2007

GK Reis
D John
D Parkhurst
D Heaps
M Smith
M Larentowicz (Flood 87)
M Joseph
M Thompson (Riley 46)
M Dorman
F Noonan (Cristman 26)
F Twellman

@ NEW YORK RED BULLS T, 2-2 September 22, 2007

GK Reis
D John
D Parkhurst
D Heaps
M Smith
M Larentowicz
M Joseph
M Ralston
M Dorman (Riley 73)
F Noonan (Cristman 60)
F Twellman (Thompson 92+)

VS. TORONTO FC W, 4-0 April 14, 2007

GK Reis
D John
D Riley
D Heaps
M Smith (Thompson 69)
M Joseph (Flood 87)
M Larentowicz
M Ralston
M Dorman
F Cristman (Noonan 69)
F Twellman

@ LOS ANGELES GALAXY W, 3-2 May 12, 2007

GK Reis
D John
D Parkhurst
D Riley
M Smith
M Joseph
M Larentowicz
M Ralston
M Dorman
F Cristman (Noonan 72)
F Twellman

VS. TORONTO FC W, 3-0 June 23, 2007

GK Reis
D John
D Riley
D Heaps
M Smith
M Joseph
M Larentowicz (Flood 46)
M Thompson
M Dorman
F Cristman
F Noonan

@ REAL SALT LAKE W, 2-1 July 28, 2007

GK Reis
D Riley
D Parkhurst
D Heaps
M Thompson (Smith 59)
M Larentowicz
M Joseph
M Ralston
M Dorman
F Noonan
F Twellman

@ KANSAS CITY WIZARDS W, 1-0 August 19, 2007

GK Reis
D John
D Parkhurst
D Heaps (Riley 45)
M Smith
M Larentowicz
M Joseph
M Thompson
M Joseph
M Ralston
F Cristman
F Twellman

VS. COLORADO RAPIDS W, 1-0 September 29, 2007

GK Reis
D Riley
D Parkhurst
D Heaps
M Smith
M Larentowicz
M Joseph
M Ralston
M Dorman (Thompson 75)
F Cristman
F Noonan

@ COLUMBUS CREW T, 2-2 April 19, 2007

GK Reis
D John
D Riley
D Heaps
M Smith (Thompson 60)
M Joseph
M Larentowicz
M Ralston
M Dorman
F Cristman (Noonan 66)
F Twellman

@ HOUSTON DYNAMO W, 1-0 May 19, 2007

GK Reis
D Heaps
D Parkhurst
D Riley
M Smith
M Joseph (Franchino 59)
M Larentowicz
M Ralston
M Dorman (Thompson 46)
F Cristman (Noonan 76)
F Twellman

@ CHIVAS USA W, 2-0 June 30, 2007

GK Reis
D John
D Riley
D Heaps
M Thompson
M Parkhurst
M Flood (Smith 67)
M Ralston
M Dorman
F Cristman
F Noonan

VS. KANSAS CITY WIZARDS W, 2-0 August 2, 2007

GK Reis
D John
D Parkhurst
D Heaps
M Smith
M Larentowicz
M Joseph
M Ralston
M Dorman (Thompson 79)
F Noonan (Cristman 85)
F Twellman

VS. NEW YORK RED BULLS W, 2-1 August 25, 2007

GK Reis
D John
D Parkhurst
D Riley
M Smith (Thompson 60)
M Larentowicz
M Joseph
M Thompson
M Ralston
M Dorman
F Cristman
F Twellman

@ CHICAGO FIRE L, 1-2 October 6, 2007

GK Reis
D Riley
D Parkhurst
D Heaps
M Smith
M Larentowicz
M Joseph
M Thompson (Dorman 74)
M Ralston
F Noonan (Mansally 76)
F Twellman

@ FC DALLAS W, 1-0 April 29, 2007

GK Reis
D John (Riley 46)
D Parkhurst
D Heaps
M Smith (Thompson 73)
M Joseph
M Larentowicz
M Ralston
M Dorman
F Noonan (Cristman 61)
F Twellman

VS. KANSAS CITY WIZARDS L, 3-4 May 26, 2007

GK Reis
D Heaps
D Parkhurst
D Riley
M Smith
M Joseph
M Larentowicz
M Ralston
M Dorman (Thompson 57)
F Noonan (Cristman 62)
F Twellman

VS. CHIVAS USA T, 1-1 July 8, 2007

GK Reis
D John (Smith 46)
D Riley
D Heaps
M Ralston
M Parkhurst
M Joseph
M Thompson
M Dorman
F Cristman (Twellman 56)
F Noonan

VS. D.C. UNITED L, 0-3 August 5, 2007

GK Reis
D Riley
D Parkhurst (John 37)
D Heaps
M Smith
M Larentowicz (Thompson 72)
M Joseph
M Ralston
M Dorman (Cristman 46)
F Noonan
F Twellman

@ D.C. UNITED W, 4-2 September 9, 2007

GK Reis
D Riley
D Parkhurst
D Heaps
M Smith (Thompson 70)
M Larentowicz
M Joseph
M Ralston
M Dorman (Nyassi 82)
F Noonan (Cristman 62)
F Twellman

VS. COLUMBUS CREW L, 2-4 October 13, 2007

GK Reis
D Riley
D Parkhurst
D Heaps
M Smith (Cristman 77)
M Larentowicz
M Joseph
M Thompson (Dorman 82)
M Ralston
F Noonan
F Twellman

@ D.C. UNITED T, 1-1 May 3, 2007

GK Reis
D Riley
D Parkhurst
D Heaps
M Smith
M Joseph
M Larentowicz
M Ralston
M Dorman
F Noonan (Cristman 58, Franchino 87)
F Twellman

VS. REAL SALT LAKE T, 1-0 June 2, 2007

GK Reis
D Heaps
D Parkhurst
D Riley
M Smith (Byrne 71)
M Joseph
M Larentowicz
M Ralston
M Dorman (Thompson 63)
F Cristman (Noonan 63)
F Twellman

@ NEW YORK RED BULLS W, 1-0 July 14, 2007

GK Reis
D Riley
D Parkhurst
D Heaps
M Smith (Thompson 67)
M Larentowicz
M Joseph
M Ralston
M Dorman
F Noonan (Cristman 78)
F Twellman

VS. LOS ANGELES GALAXY W, 1-0 August 12, 2007

GK Reis
D John
D Parkhurst
D Heaps
M Smith (Thompson 84)
M Larentowicz
M Joseph
M Ralston (Cristman 87)
M Dorman
F Noonan
F Twellman

VS. FC DALLAS W, 4-2 September 15, 2007

GK Reis
D John
D Parkhurst
D Riley
M Smith
M Larentowicz
M Joseph
M Ralston
F Noonan (Cristman 79)
F Twellman

@ TORONTO FC T, 2-2 October 20, 2007

GK Reis
D John
D Parkhurst
D Heaps
M Smith (Riley 84)
M Larentowicz
M Joseph
M Thompson (Dorman 51)
M Ralston
F Noonan (Cristman 88)
F Twellman



2007 BOX SCORES

New England Revolution 0 at Chicago Fire 1

April 7 at Toyota Park (Bridgeview, Ill.)

Alt: 15,353

Scoring – NE – None

CHI – Pause (Mapp, Rolfe) 4

	Shots	Saves	Fouls	Offsides	Corners
NE	18	5	8	1	4
CHI	11	5	14	1	0

Toronto FC 0 at New England Revolution 4

April 14 at Gillette Stadium (Foxborough, Mass.)

Alt: 15,353

Scoring – TFC – None

NE – Twellman (Cristman) 12, Twellman (Ralston) 18, Joseph (penalty kick) 60, Dorman (Ralston, Noonan) 72

	Shots	Saves	Fouls	Offsides	Corners
TFC	10	5	18	0	6
NE	14	6	13	8	4

New England Revolution 2 at Columbus Crew 2

April 19 at Crew Stadium (Columbus, OH.)

Alt: 13,290

Scoring – NE – Dorman (Cristman) 10, Twellman (unassisted) 38

CLB – Grabavoy (Virtuoso, Ngwenya) 8, Kamara (Hejduk, Evans) 86

	Shots	Saves	Fouls	Offsides	Corners
NE	13	3	7	3	3
CLB	13	4	17	4	8

New England Revolution 1 at FC Dallas 0

April 29 at Pizza Hut Park (Frisco, Texas)

Alt: 9,165

Scoring – NE – Twellman (Ralston) 13

FCD – None

	Shots	Saves	Fouls	Offsides	Corners
NE	14	2	15	2	2
FCD	19	6	15	1	8

New England Revolution 1 at D.C. United 1

May 3 at RFK Stadium (Washington, D.C.)

Alt: 12,908

Scoring – NE – Dorman (unassisted) 46

DC – Moreno (penalty kick) 50

	Shots	Saves	Fouls	Offsides	Corners
NE	8	9	11	0	0
DC	15	4	24	5	8

Chicago Fire 1 at New England Revolution 3

May 6 at Gillette Stadium (Foxborough, Mass.)

Alt: 9,508

Scoring – CHI – Rolfe (unassisted) 45

NE – Larentowicz (Ralston) 16, Ralston (Smith, Larentowicz) 68, Thompson (Cristman, Ralston) 81

	Shots	Saves	Fouls	Offsides	Corners
CHI	11	3	9	3	6
NE	14	6	15	1	8

New England Revolution 3 at Los Angeles Galaxy 2

May 12 at Home Depot Center (Carson, Calif.)

Alt: 22,715

Scoring – NE – Cristman (Ralston, Dorman) 47, Twellman (unassisted) 52, Twellman (Noonan, Joseph) 85

LA – Martino (Vagenas, Donovan) 14, Marshall (Donovan) 84

	Shots	Saves	Fouls	Offsides	Corners
NE	15	4	10	1	8
LA	11	4	11	2	6

New England Revolution 1 at Houston Dynamo

May 19 at Robertson Stadium (Houston, Texas)

Alt: 18,232

Scoring – NE – Joseph (unassisted) 9

HOU – None

	Shots	Saves	Fouls	Offsides	Corners
NE	3	4	12	0	0
HOU	11	0	14	6	8

Kansas City Wizards 4 at New England Revolution 3

May 26 at Gillette Stadium (Foxborough, Mass.)

Alt: 13,156

Scoring – KC – Arnaud (Victorine) 25, KC – Johnson (Jewsbury) 26, KC – Johnson (Arnaud) 38, KC – Johnson (Marinelli) 82

NE – Ralston (unassisted) 11, Twellman (unassisted) 23, Joseph (penalty kick) 69

	Shots	Saves	Fouls	Offsides	Corners
KC	10	4	14	4	3
NE	15	2	12	0	4

Real Salt Lake 0 at New England Revolution 0

June 2 at Gillette Stadium (Foxborough, Mass.)

Alt: 16,864

Scoring – None

	Shots	Saves	Fouls	Offsides	Corners
RSL	8	13	14	2	2
NE	23	2	10	7	11

Columbus Crew 3 at New England Revolution 3

June 16 at Gillette Stadium (Foxborough, Mass.)

Alt: 22,412

Scoring – CLB – Rogers (Grabavoy) 9, Barros Schelotto (Grabavoy, Moreno) 46+, Moreno (Barros Schelotto, Rogers) 85

NE – Cristman (unassisted) 13, Noonan (Dorman) 17, Cristman (Noonan) 32

	Shots	Saves	Fouls	Offsides	Corners
CLB	11	5	19	2	1
NE	16	3	20	2	5

Toronto FC 0 at New England Revolution 3

June 23 at Gillette Stadium (Foxborough, Mass.)

Alt: 10,114

Scoring – TFC – None

NE – Dorman (unassisted) 13, Noonan (Larentowicz) 33, Dorman (Cristman, Smith) 81

	Shots	Saves	Fouls	Offsides	Corners
TFC	8	6	19	1	6
NE	16	6	11	6	5

New England Revolution 0 at Chivas USA 2

June 30 at Home Depot Center (Carson, Calif.)

Alt: 9,028

Scoring – NE – None

CHV – Marsch (Razov) 60, Galindo (Perez) 89

	Shots	Saves	Fouls	Offsides	Corners
NE	13	2	17	3	7
CHV	10	1	15	1	3

Chivas USA 1 at New England Revolution 1

July 7 at Gillette Stadium (Foxborough, Mass.)

Alt: 13,266

Scoring – CHV – Suarez (Zolinka) 4

NE – Dorman (Ralston) 64

	Shots	Saves	Fouls	Offsides	Corners
CHV	9	8	11	4	4
NE	20	3	11	2	8

New England Revolution 1 at New York Red Bulls 0

July 14 at Giants Stadium (East Rutherford, N.J.)

Alt: 13,819

Scoring – NE – Dorman (Joseph, Ralston) 38

NY – None

	Shots	Saves	Fouls	Offsides	Corners
NE	14	5	13	4	9
NY	12	7	20	3	3



Houston Dynamo 3 at New England Revolution 3

July 22 at Gillette Stadium (Foxborough, Mass.) Att: 14,606
Scoring – HOU – DeRosario (Robinson) 49, Ching (Ngwenya) 60, Ching (Holden) 61
 NE – Noonan (Twellman) 32, Twellman (Noonan) 51, Joseph (penalty kick) 66

	Shots	Saves	Fouls	Offsides	Corners
HOU	14	7	16	5	5
NE	17	5	11	1	5

New England Revolution 2 at Real Salt Lake 1

July 28 at Rice-Eccles Stadium (Salt Lake City, Utah) Att: 13,193
Scoring – NE – Noonan (Twellman, Larentowicz) 38, Larentowicz (unassisted) 82
 RSL – Talley (penalty kick) 72

	Shots	Saves	Fouls	Offsides	Corners
NE	12	1	17	5	6
RSL	10	3	16	3	1

Kansas City Wizards 0 at New England Revolution 2

Aug. 2 at Gillette Stadium (Foxborough, Mass.) Att: 12,915
Scoring – KC – None
 NE – Noonan (Twellman, Smith) 55, Cristman (Ralston) 91+

	Shots	Saves	Fouls	Offsides	Corners
KC	16	8	13	1	10
NE	17	5	13	7	4

D.C. United 3 at New England Revolution 0

Aug. 5 at Gillette Stadium (Foxborough, Mass.) Att: 12,618
Scoring – DC – Gros (unassisted) 22, Emilio (Kpene, Burch) 31, Emilio (Olsen) 76
 NE – None

	Shots	Saves	Fouls	Offsides	Corners
DC	11	2	24	3	5
NE	10	6	14	0	11

Los Angeles Galaxy 0 at New England Revolution 1

Aug. 12 at Gillette Stadium (Foxborough, Mass.) Att: 35,402
Scoring – LA – None
 NE – Twellman (unassisted) 55

	Shots	Saves	Fouls	Offsides	Corners
DC	17	4	10	3	7
NE	13	5	10	3	6

New England Revolution 0 at Colorado Rapids 3

Aug. 16 at Dick's Sporting Goods Park (Commerce City, Colo.) Att: 10,677
Scoring – NE – None
 COL – Kirovski (unassisted) 10, Kirovski (penalty kick) 41, Cummings (Clark) 76

	Shots	Saves	Fouls	Offsides	Corners
NE	5	4	10	2	1
COL	17	1	19	4	4

New England Revolution 1 at Kansas City Wizards 0

Aug. 19 at Arrowhead Stadium (Kansas City, Mo.) Att: 9,035
Scoring – NE – Twellman (Smith, Joseph) 72
 KC – None

	Shots	Saves	Fouls	Offsides	Corners
NE	11	1	16	4	7
KC	6	3	13	8	3

New York Red Bulls 1 at New England Revolution 2

Aug. 25 at Gillette Stadium (Foxborough, Mass.) Att: 16,017
Scoring – NY – Altidore (Angel) 30
 NE – Twellman (Reis) 46, Own Goal (Mendes) 80

	Shots	Saves	Fouls	Offsides	Corners
NY	8	4	12	4	0
NE	12	4	17	5	7

New England Revolution 2 at D.C. United 4

Sept. 9 at RFK Stadium (Washington, D.C.) Att: 18,918
Scoring – NE – Twellman (Smith, John) 45, Heaps (unassisted) 54
 DC – Fred (Moreno) 31, Moreno (unassisted) 59, Emilio (Gomez, Olsen) 67, Emilio (B. Carroll) 83

	Shots	Saves	Fouls	Offsides	Corners
NE	10	4	5	4	5
DC	15	2	20	5	3

FC Dallas 2 at New England Revolution 4

Sept. 15 at Gillette Stadium (Foxborough, Mass.) Att: 15,289
Scoring – FCD – Ruiz (McCarty) 35, FCD – Ruiz (Odoro) 84
 NE – Noonan (Smith, Ralston) 29, Noonan (Ralston, Larentowicz) 65, Ralston (unassisted) 78, Smith (unassisted) 90

	Shots	Saves	Fouls	Offsides	Corners
FCD	10	5	7	4	5
NE	13	3	17	3	5

New England Revolution 2 at New York Red Bulls 2

Sept. 22 at Giants Stadium (East Rutherford, N.J.) Att: 16,823
Scoring – NE – Twellman (Ralston) 22, Twellman (unassisted) 70
 NY – Doe (Richards) 37, Angel (Doe, van den Bergh) 84

	Shots	Saves	Fouls	Offsides	Corners
NE	12	6	15	2	3
NY	21	2	13	6	6

Colorado Rapids 0 at New England Revolution 1

Sept. 29 at Gillette Stadium (Foxborough, Mass.) Att: 19,166
Scoring – COL – None
 NE – Smith (Joseph) 88

	Shots	Saves	Fouls	Offsides	Corners
COL	9	7	12	4	2
NE	16	3	12	4	7

New England Revolution 1 at Chicago Fire 2

Oct. 6 at Toyota Park (Bridgeview, Ill.) Att: 20,014
Scoring – NE – Larentowicz (unassisted) 24
 CHI – Rolfe (Barrett) 46+, Barrett (unassisted) 60

	Shots	Saves	Fouls	Offsides	Corners
NE	11	5	8	1	8
CHI	13	2	13	1	6

Columbus Crew 3 at New England Revolution 2

Oct. 13 at Gillette Stadium (Foxborough, Mass.) Att: 22,295
Scoring – CLB – Gaven (unassisted) 61, Miglioranz (Gaven) 77, Schelotto (Miglioranz) 86
 NE – Twellman (Ralston) 26, Ralston (Joseph) 83

	Shots	Saves	Fouls	Offsides	Corners
CLB	13	6	20	2	1
NE	14	4	20	1	5

New England Revolution 2 at Toronto FC 2

Oct. 20 at BMO Field (Toronto, Ontario) Att: 20,374
Scoring – NE – Parkhurst (unassisted) 47+, Twellman (Ralston) 47
 TFC – Samuel (unassisted) 59, Dichio (Robinson) 92+

	Shots	Saves	Fouls	Offsides	Corners
NE	8	4	9	4	7
TFC	10	3	17	3	3



2007 PLAYOFFS

EAST. CONF. SEMIS - GM. 1
@ NEW YORK RED BULLS
T, 0-0 October 27, 2007

GK Reis
D John
D Parkhurst
D Heaps
M Smith
M Joseph
M Larentowicz
M Thompson (Riley 89)
M Ralston ©
F Noonan (Cristman 87)
F Twellman

EAST. CONF. SEMIS - GM. 2
VS. NEW YORK RED BULLS
W, 1-0 November 4, 2007

GK Reis
D John
D Parkhurst
D Heaps
M Smith
M Joseph
M Larentowicz
M Thompson (Riley 85)
M Ralston ©
F Noonan (Cristman 75)
F Twellman

EAST. CONF. CHAMPIONSHIP
VS. CHICAGO FIRE
W, 1-0 November 8, 2007

GK Reis
D John
D Parkhurst
D Heaps
M Smith
M Joseph
M Larentowicz
M Thompson (Riley 82)
M Ralston ©
F Noonan (Cristman 86)
F Twellman

MLS CUP 2007
VS. HOUSTON DYNAMO
L, 1-2 November 18, 2007

GK Reis
D John
D Parkhurst
D Heaps
M Smith
M Joseph
M Larentowicz
M Thompson
M Ralston © (Dorman 80)
F Noonan
F Twellman

STATISTICS

#	POS	PLAYER	GP	GS	MIN	G	A	SHT	SOG	FC	FS	OFF	CK	C	E
20	FWD	Taylor Twellman	4	4	360	3	0	20	10	5	8	2	0	1	0
21	MID	Shalrie Joseph	4	4	360	0	2	2	0	9	8	0	0	1	0
14	MID	Steve Ralston	4	4	360	0	2	3	0	3	2	0	16	0	0
27	MID	Wells Thompson	4	4	345	0	1	2	1	5	8	0	0	1	0
7	FWD	Adam Cristman	3	0	22	0	0	3	1	1	0	0	0	0	0
25	MID	Andy Dorman	1	0	12	0	0	2	2	0	0	0	1	0	0
6	DEF	Jay Heaps	4	4	360	0	0	1	1	4	5	0	0	0	0
4	DEF	Avery John	4	4	360	0	0	1	1	6	4	0	0	1	0
31	M/D	Jeff Larentowicz	4	4	360	0	0	4	2	10	4	0	0	1	0
11	FWD	Pat Noonan	4	4	338	0	0	10	4	4	3	2	0	0	0
15	DEF	Michael Parkhurst	4	4	360	0	0	0	0	3	1	0	0	1	0
1	GK	Matt Reis	4	4	360	0	0	0	0	0	2	0	0	0	0
16	D/M	James Riley	3	0	15	0	0	0	0	0	0	0	0	0	0
18	M/F	Khano Smith	4	4	360	0	0	2	1	5	3	1	0	2	0
TEAM TOTALS			4	4	360	3	5	50	23	55	51	5	17	8	0
OPPONENT TOTALS			4	4	360	2	3	58	27	51	55	9	25	3	0

GAME-WINNING GOALS: Taylor Twellman 2

GAME-WINNING ASSISTS: Shalrie Joseph 1, Steve Ralston 1, Wells Thompson 1

PENALTY KICK GOALS/ATTEMPTS: None

#	POS	GOALKEEPER	GP	GS	MIN	SHTS	SV	GA	GAA	PG	PA	W	L	T	SO
1	GK	Matt Reis	4	4	360	27	24	2	0.50	0	0	2	1	1	3
TEAM TOTALS			4	4	360	27	24	2	0.50	0	0	2	1	1	3
OPPONENT TOTALS			4	4	360	23	20	3	0.75	0	0	1	2	1	1

BOX SCORES

EASTERN CONFERENCE SEMIFINAL SERIES, GAME 1

New England Revolution 0 at New York Red Bulls 0

Oct. 27 at Giants Stadium (East Rutherford, N.J.)

Alt: 14,165

Scoring - None

	Shots	Saves	Fouls	Offsides	Corners
NE	8	5	14	2	6
NYRB	13	3	13	3	3

EASTERN CONFERENCE SEMIFINAL SERIES, GAME 2

New York Red Bulls 0 at New England Revolution 1

Nov. 3 at Gillette Stadium (Foxborough, Mass.)

Alt: 10,116

Scoring - NYRB - None

NE - Twellman (Ralston, Joseph) 64

	Shots	Saves	Fouls	Offsides	Corners
NYRB	13	5	11	1	12
NE	10	4	15	0	4

EASTERN CONFERENCE CHAMPIONSHIP

Chicago Fire 0 at New England Revolution 1

Nov. 8 at Gillette Stadium (Foxborough, Mass.)

Alt: 10,317

Scoring - CHI - None

NE - Twellman (Thompson) 38

	Shots	Saves	Fouls	Offsides	Corners
CHI	18	5	11	4	7
NE	18	10	11	2	3

MLS CUP 2007

New England Revolution 1 vs. Houston Dynamo 2

Nov. 18 at RFK Stadium (Washington, D.C.)

Alt: 39,859

Scoring - NE - Twellman (Ralston, Joseph) 20

HOU - Ngwenya (DeRosario) 61, DeRosario (Davis, Waibel) 74

	Shots	Saves	Fouls	Offsides	Corners
NE	14	5	15	1	4
HOU	14	7	15	1	3



2006 RESULTS

DATE	OPPONENT	RESULT	SCORE	NOTES	ATT.	W-L-T	POS.	PTS
04/01/2006	at Los Angeles Galaxy	W	1-0		27,000	1-0-0	T1	3
04/08/2006	at New York Red Bulls	T	0-0		35,793	1-0-1	T2	4
04/15/2006	at Kansas City Wizards	L	0-1		8,436	1-1-1	3	4
04/30/2006	CHICAGO FIRE	L	1-2		11,762	1-2-1	T4	4
05/06/2006	LOS ANGELES GALAXY	W	4-0		11,419	2-2-1	T3	7
05/13/2006	CHIVAS USA	W	3-1		6,882	3-2-1	T3	10
05/20/2006	at FC Dallas	L	0-4		18,090	3-3-1	T4	10
05/27/2006	HOUSTON DYNAMO	T	1-1		10,882	3-3-2	T3	11
06/03/2006	at D.C. United	L	0-1		22,686	3-4-2	4	11
06/11/2006	at Chicago Fire	T	3-3		12,941	3-4-3	4	12
06/17/2006	D.C. UNITED	T	1-1		16,209	3-4-4	T4	13
06/21/2006	at Columbus Crew	T	1-1		9,491	3-4-5	4	14
06/24/2006	at Real Salt Lake	T	0-0		12,587	3-4-6	4	15
06/28/2006	FC DALLAS	W	1-0		7,247	4-4-6	3	18
07/01/2006	NEW YORK RED BULLS	W	3-2		9,424	5-4-6	2	21
07/04/2006	at Colorado Rapids	L	2-3		39,205	5-5-6	2	21
07/08/2006	at Chicago Fire	W	2-1		11,374	6-5-6	2	24
07/14/2006	REAL SALT LAKE	L	1-3		11,089	6-6-6	2	24
07/22/2006	at Houston Dynamo	T	1-1		10,210	6-6-7	2	25
07/29/2006	at Kansas City Wizards	T	1-1		7,710	6-6-8	2	26
08/06/2006	at Chivas USA	T	1-1		92,650	6-6-9	2	27
08/09/2006	KANSAS CITY WIZARDS	T	0-0		9,798	6-6-10	2	28
08/20/2006	CHICAGO FIRE	L	0-1		10,263	6-7-10	T2	28
08/27/2006	COLUMBUS CREW	W	1-0		12,112	7-7-10	T2	31
09/02/2006	at Columbus Crew	L	0-3		11,341	7-8-10	3	31
09/09/2006	NEW YORK RED BULLS	W	1-0		12,617	8-8-10	3	34
09/13/2006	D.C. UNITED	T	1-1		6,285	8-8-11	3	35
09/20/2006	at New York Red Bulls	W	2-0		6,670	9-8-11	3	38
09/23/2006	KANSAS CITY WIZARDS	T	1-1		16,321	9-8-12	3	39
09/30/2006	COLORADO RAPIDS	W	3-1		17,093	10-8-12	3	42
10/07/2006	at D.C. United	W	2-1		21,022	11-8-12	2	45
10/14/2006	COLUMBUS CREW	W	1-0		19,166	12-8-12	2	48

MLS CUP PLAYOFFS

DATE	OPPONENT	RESULT	SCORE	NOTES	ATT.	ROUND	GAME
10/22/2006	at Chicago Fire	L	0-1		10,217	EC Semifinals	1
10/28/2006	CHICAGO FIRE	W	2-1	W series in PKs, 4-2	9,372	EC Semifinals	2
11/05/2006	at D.C. United	W	1-0		19,552	EC Championship	
11/12/2006	vs. Houston Dynamo	T	1-1	L in PKs, 4-3	22,427	MLS Cup	

U.S. OPEN CUP

DATE	OPPONENT	RESULT	SCORE	NOTES	ROUND
08/02/2006	at Rochester Rhinos	T	0-0	W in PKs, 5-4	Fourth Round
08/23/2006	at Chicago Fire	L	1-2		Quarterfinal

COACH

COACH	W	L	T	PCT.
Steve Nicol	12	8	12	.563



2006 STATISTICS

#	POS	PLAYER	GP	GS	MIN	G	A	SHT	SOG	FC	FS	OFF	CK	C	E
20	FWD	Taylor Twellman	32	32	2856	11	5	86	42	40	60	32	0	3	0
2	FWD	Clint Dempsey	21	21	1865	8	4	67	31	41	62	22	0	5	0
25	MID	Andy Dorman	32	32	2834	6	10	60	33	31	28	5	40	5	0
14	MID	Steve Ralston	30	30	2683	6	5	23	14	22	28	6	38	0	0
21	MID	Shalrie Joseph	26	26	2331	3	1	27	7	43	54	1	0	6	0
11	FWD	Pat Noonan	14	12	851	1	3	16	5	11	25	9	4	1	0
31	DEF	Jeff Larentowicz	26	19	1974	1	1	20	5	47	29	1	0	4	0
30	FWD	José Manuel Abundis	2	2	140	1	0	4	2	3	2	2	0	0	0
18	FWD	Khano Smith	10	2	342	1	0	10	4	9	7	0	0	4	0
7	FWD	José Cancela	21	15	1387	0	5	28	15	16	67	3	71	0	0
6	DEF	Jay Heaps	31	31	2790	0	4	11	2	33	34	1	0	7	0
19	M/D	Tony Lochhead	16	9	797	0	2	0	0	11	6	0	0	1	0
17	FWD	Kyle Brown	12	2	291	0	1	3	1	4	4	2	0	0	0
8	DEF	Joe Franchino	21	19	1521	0	1	18	3	28	26	5	2	9	0
27	MID	Jani Galik	2	1	46	0	0	0	0	1	0	0	0	0	0
3	M/D	Daniel Hernandez	7	5	429	0	0	1	0	9	7	0	0	3	0
4	DEF	Avery John	10	10	893	0	0	0	0	12	14	0	0	3	1
22	MID	Marshall Leonard	1	0	76	0	0	0	0	0	0	0	0	0	0
15	DEF	Michael Parkhurst	30	30	2700	0	0	0	0	12	23	0	0	1	0
1	GK	Matt Reis	32	32	2880	0	0	0	0	1	10	0	1	1	0
16	D/M	James Riley	20	20	1706	0	0	3	2	34	14	1	0	5	0
5	FWD	Willie Sims	9	2	219	0	0	5	1	3	6	4	0	0	0
13	M/D	Danny Wynn	2	0	62	0	0	0	0	1	2	0	0	0	0
Own Goals received					1										
TEAM TOTALS			32	32	2880	39	42	382	167	422	515	94	156	58	1
OPPONENT TOTALS			32	32	2880	35	31	399	182	532	413	99	140	71	4

GAME-WINNING GOALS: Taylor Twellman 4, Clint Dempsey 2, José Manuel Abundis 1, Andy Dorman 1, Shalrie Joseph 1, Jeff Larentowicz 1, Pat Noonan 1, Khano Smith 1

GAME-WINNING ASSISTS: Steve Ralston 4, Jay Heaps 3, Clint Dempsey 3, Andy Dorman 2, Taylor Twellman 1

PENALTY KICK GOALS/ATTEMPTS: Shalrie Joseph 1-1, Steve Ralston 1-1

#	POS	GOALKEEPER	GP	GS	MIN	SHT	SV	GA	GAA	PG	PA	W	L	T	SO
1	GK	Matt Reis	32	32	2880	182	141	35	1.09	1	3	12	8	12	10
TEAM TOTALS			32	32	2880	182	141	35	1.09	1	3	12	8	12	10
OPPONENT TOTALS			32	32	2880	167	127	39	1.22	2	2	8	12	12	8



2006 LINEUPS

@ LOS ANGELES GALAXY

W, 1-0 April 1, 2006

GK Reis
D Riley (Brown 83)
D Hernandez
D Heaps
M Franchino
M Joseph
M Dorman
M Ralston
F Dempsey
F Noonan
F Twellman

VS. CHIVAS USA

W, 3-1 May 13, 2006

GK Reis
D Riley
D Parkhurst
D Heaps
M Lochhead (Sims 46)
M Franchino
M Joseph (Brown 89)
M Dorman
F Cancela (Larentowicz 79)
F Ralston
F Twellman

VS. D.C. UNITED

T, 1-1 June 17, 2006

GK Reis
D Lochhead
D Parkhurst
D Heaps
M Ralston
M Larentowicz
M Joseph
M Dorman
M Cancela
F Brown (Wynn 88)
F Twellman

@ COLORADO RAPIDS

L, 2-3 July 4, 2006

GK Reis
D Lochhead (Cancela 67)
D Parkhurst
D Riley
D Heaps
M Dorman
M Larentowicz
M Joseph
M Ralston
F Dempsey
F Twellman (Sims 91+)

@ CHIVAS USA

T, 1-1 August 6, 2006

GK Reis
D Riley
D Parkhurst
D Heaps
M Franchino (Sims 74)
M Dorman (Larentowicz 66)
M Joseph
M Ralston
M Dempsey
F Noonan
F Twellman

VS. NEW YORK RED BULLS

W, 1-0 September 9, 2006

GK Reis
D John
D Parkhurst
D Heaps
M Franchino (Smith 65)
M Joseph
M Dorman
M Ralston
M Dempsey
F Noonan (Larentowicz 19)
F Twellman

@ D.C. UNITED

W, 2-1 October 7, 2006

GK Reis
D Lochhead (Hernandez 66)
D Parkhurst
D Heaps
D Ralston
M Smith (Brown 93+)
M Larentowicz
M Franchino
M Dorman
M Dempsey
F Twellman

@ NEW YORK RED BULLS

T, 0-0 April 8, 2006

GK Reis
D Riley
D Hernandez
D Heaps
M Franchino (Brown 46)
M Joseph
M Dorman
M Ralston
F Dempsey
F Noonan
F Twellman

@ FC DALLAS

L, 0-4 May 20, 2006

GK Reis
D Riley
D Parkhurst
D Heaps
M Franchino
M Dorman
M Joseph (Lochhead 82)
M Ralston
F Cancela (Noonan 72)
F Sims (Larentowicz 47)
F Twellman

@ COLUMBUS CREW

T, 1-1 June 21, 2006

GK Reis
D Lochhead
D Parkhurst
D Heaps
M Ralston
M Larentowicz
M Joseph
M Dorman
M Cancela
F Brown (Galik 74)
F Twellman

@ CHICAGO FIRE

W, 2-1 July 8, 2006

GK Reis
D John
D Parkhurst
D Heaps
M Ralston
M Larentowicz
M Joseph
M Dorman (Lochhead 89)
F Dempsey (Noonan 82)
F Twellman (Sims 92+)

VS. KANSAS CITY WIZARDS

T, 0-0 August 9, 2006

GK Reis
D Riley
D Parkhurst
D Heaps
M Franchino (Smith 78)
M Joseph
M Dorman
M Ralston
M Dempsey
F Noonan
F Twellman

VS. D.C. UNITED

T, 1-1 September 13, 2006

GK Reis
D John
D Parkhurst
D Heaps
M Franchino (Smith 73)
M Joseph
M Larentowicz
M Ralston
M Dorman
F Dempsey
F Twellman

VS. COLUMBUS CREW

W, 1-0 October 14, 2006

GK Reis
D John
D Parkhurst
D Heaps
M Franchino (Smith 69)
M Larentowicz
M Dorman (Cancela 81)
M Ralston
M Dempsey
F Abundis (Hernandez 69)
F Twellman

@ KANSAS CITY WIZARDS

L, 0-1 April 15, 2006

GK Reis
D Riley
D Parkhurst
D Heaps
M Franchino (Leonard 14)
M Joseph
M Hernandez
M Dorman
F Dempsey
F Noonan (Cancela 46)
F Twellman

VS. HOUSTON DYNAMO

T, 1-1 May 27, 2006

GK Reis
D Riley (Larentowicz 24)
D Parkhurst
D Heaps
M Franchino
M Dorman
M Joseph
M Ralston
F Cancela
F Noonan (Lochhead 82)
F Twellman

@ REAL SALT LAKE

T, 0-0 June 24, 2006

GK Reis
D Lochhead
D Larentowicz
D Parkhurst
D Heaps
M Ralston
M Larentowicz
M Joseph
M Galik (Wynn 30)
M Dorman
F Cancela
F Twellman

VS. REAL SALT LAKE

L, 3-1 July 14, 2006

GK Reis
D Riley
D Parkhurst
D Heaps
M Ralston
M Larentowicz
M Joseph
M Dorman
F Cancela (Franchino 46)
F Noonan (Brown 58)
F Twellman

VS. CHICAGO FIRE

L, 0-1 August 20, 2006

GK Reis
D Riley
D Parkhurst
D Heaps
M Franchino (Smith 67)
M Joseph
M Larentowicz (Cancela 46)
M Ralston
M Dorman
F Noonan
F Twellman

@ NEW YORK RED BULLS

W, 2-0 September 20, 2006

GK Reis
D John
D Parkhurst
D Heaps
M Riley (Smith 69)
M Franchino
M Larentowicz
M Ralston
M Dorman
F Dempsey
F Twellman

VS. CHICAGO FIRE

L, 1-2 April 30, 2006

GK Reis
D Riley
D Parkhurst
D Heaps
M Lochhead (Sims 77)
M Joseph
M Hernandez
M Dorman
F Dempsey
F Twellman

@ D.C. UNITED

L, 1-2 June 3, 2006

GK Reis
D Franchino
D Parkhurst
D Heaps
M Cancela
M Dorman
M Joseph
M Lochhead
M Ralston
F Noonan (Larentowicz 13)
F Twellman

VS. FC DALLAS

W, 1-0 June 28, 2006

GK Reis
D John
D Parkhurst
D Heaps
M Ralston
M Larentowicz
M Joseph
M Dorman
F Cancela (Brown 84)
F Dempsey
F Twellman (Lochhead 97+)

@ HOUSTON DYNAMO

T, 1-1 July 22, 2006

GK Reis
D Riley
D Parkhurst
D Heaps
M Ralston
M Larentowicz
M Joseph
M Dorman
F Dempsey
F Twellman (Franchino 68)
F Twellman

VS. COLUMBUS CREW

W, 1-0 August 27, 2006

GK Reis
D Riley
D Parkhurst
D Heaps
M Ralston
M Joseph
M Larentowicz
M Dorman (Brown 85)
M Cancela (Lochhead 89)
F Sims (Smith 71)
F Twellman

VS. KANSAS CITY WIZARDS

T, 1-1 September 23, 2006

GK Reis
D John
D Parkhurst
D Heaps
M Riley (Smith 69)
M Franchino (Cancela 77)
M Larentowicz
M Ralston
M Dorman
F Dempsey
F Twellman

VS. LOS ANGELES GALAXY

W, 4-0 May 6, 2006

GK Reis
D Riley
D Parkhurst
D Heaps
M Ralston (Larentowicz 73)
M Hernandez (Lochhead 24)
M Joseph
M Dorman
F Cancela
F Dempsey (Brown 77)
F Twellman

@ CHICAGO FIRE

T, 3-3 July 1, 2006

GK Reis
D Franchino (Brown 82)
D Parkhurst
D Heaps
M Lochhead
M Dorman
M Joseph
M Larentowicz
M Ralston
F Cancela
F Twellman

VS. NEW YORK RED BULLS

W, 3-2 July 1, 2006

GK Reis
D John
D Parkhurst
D Heaps
M Ralston
M Larentowicz
M Joseph
M Dorman
F Cancela (Brown 79)
F Dempsey
F Twellman

@ KANSAS CITY WIZARDS

T, 1-1 July 29, 2006

GK Reis
D John
D Parkhurst
D Riley
M Franchino
M Dorman
M Joseph
M Ralston
M Dempsey
F Noonan
F Twellman (Sims 69)

@ COLUMBUS CREW

L, 0-3 September 2, 2006

GK Reis
D Riley
D Parkhurst
D Heaps
M Ralston
M Larentowicz
M Dorman
M Cancela (Smith 65)
F Dempsey
F Twellman

VS. COLORADO RAPIDS

W, 3-1 September 30, 2006

GK Reis
D John
D Parkhurst
D Heaps
M Smith
M Dorman (Lochhead 83)
M Larentowicz
M Ralston
M Dempsey (Sims 86)
F Abundis (Cancela 71)
F Twellman

2006 BOX SCORES

New England Revolution 1 at Los Angeles Galaxy 0

April 1 at The Home Depot Center (Carson, Calif.) Alt: 27,000

Scoring - NE - Dempsey (Dorman) 33

LA - None

	Shots	Saves	Fouls	Offsides	Corners
NE	3	4	22	3	4
LA	12	1	17	2	8

New England Revolution 0 at New York Red Bulls 0

April 8 at Giants Stadium (East Rutherford, N.J.) Alt: 35,793

Scoring - None

	Shots	Saves	Fouls	Offsides	Corners
NE	21	21	14	4	7
NY	14	14	19	1	3

New England Revolution 0 at Kansas City Wizards 1

April 15 at Arrowhead Stadium (Kansas City, Mo.) Alt: 8,436

Scoring - NE - None

KC - Conrad (Jewsbury) 3

	Shots	Saves	Fouls	Offsides	Corners
NE	6	6	9	4	7
KC	12	11	14	1	4

Chicago Fire 2 at New England Revolution 1

April 30 at Gillette Stadium (Foxborough, Mass.) Alt: 11,762

Scoring - CHI - Thiago (Pause) 64, Rolfe (unassisted) 68

NE - Twellman (Dorman, Cancela) 54

	Shots	Saves	Fouls	Offsides	Corners
CHI	12	4	11	1	8
NE	9	4	22	2	6

Los Angeles Galaxy 0 at New England Revolution 4

May 6 at Gillette Stadium (Foxborough, Mass.) Alt: 11,419

Scoring - LA - None

NE - Twellman (unassisted) 5, Ralston (Cancela) 39, Joseph (Cancela) 43, Joseph (penalty kick) 69

	Shots	Saves	Fouls	Offsides	Corners
LA	6	4	21	2	4
NE	13	3	16	1	3

CD Chivas USA 1 at New England Revolution 3

May 13 at Gillette Stadium (Foxborough, Mass.) Alt: 6,882

Scoring - CHV - Mendoza (Razov) 19

NE - Dorman (Cancela) 23, Joseph (Heaps) 53, Twellman (Joseph) 86

	Shots	Saves	Fouls	Offsides	Corners
CHV	10	2	18	4	2
NE	10	6	17	2	1

New England Revolution 0 at FC Dallas 4

May 20 at Pizza Hut Park (Frisco, Texas) Alt: 18,090

Scoring - NE - None

FCD - Cooper (Gbani) 4, Ruiz (Valakari) 7, Ruiz (unassisted) 16, Nunez (Ruiz, Mulrooney) 19

	Shots	Saves	Fouls	Offsides	Corners
NE	10	1	17	5	6
FCD	13	4	22	5	1

Houston Dynamo 1 at New England Revolution 1

May 27 at Gillette Stadium (Foxborough, Mass.) Alt: 10,882

Scoring - HOU - Cochrane (Barrett) 85

NE - Ralston (Noonan, Dorman) 55

	Shots	Saves	Fouls	Offsides	Corners
HOU	13	3	22	3	4
NE	10	3	14	2	2

New England Revolution 0 at D.C. United 1

June 3 at RFK Stadium (Washington, D.C.) Alt: 22,686

Scoring - NE - None

DC - Moreno (Gomez) 14

	Shots	Saves	Fouls	Offsides	Corners
NE	8	5	10	2	5
DC	12	3	13	3	2

New England Revolution 3 at Chicago Fire 3

June 11 at Toyota Park (Bridgeview, Ill.) Alt: 12,941

Scoring - NE - Twellman (Lochhead) 87, Ralston (Dorman, Lochhead) 93+, Dorman (Brown, Larentowicz) 94+

CHI - Jaqua (unassisted) 39, Jaqua (unassisted) 79, Carr (Guerrero, Montz) 91+

	Shots	Saves	Fouls	Offsides	Corners
NE	14	3	8	1	8
CHI	8	5	19	7	2

D.C. United 1 at New England Revolution 1

June 17 at Gillette Stadium (Foxborough, Mass.) Alt: 16,209

Scoring - DC - Moreno (Flomemo) 44

NE - Dorman (unassisted) 86

	Shots	Saves	Fouls	Offsides	Corners
DC	15	7	17	4	3
NE	13	8	9	2	4

New England Revolution 1 at Columbus Crew 1

June 21 at Crew Stadium (Columbus, Ohio) Alt: 9,491

Scoring - NE - Dorman (Twellman, Cancela) 66

DC - Kamara (Kolschau) 86

	Shots	Saves	Fouls	Offsides	Corners
NE	11	4	8	1	7
CLB	14	2	16	2	3

New England Revolution 0 at Real Salt Lake 0

June 24 at Rice-Eccles Stadium (Salt Lake City, Utah) Alt: 12,587

Scoring - None

	Shots	Saves	Fouls	Offsides	Corners
NE	8	3	5	0	2
RSL	11	1	18	4	7

FC Dallas 0 at New England Revolution 1

June 28 at Gillette Stadium (Foxborough, Mass.) Alt: 7,247

Scoring - FCD - None

NE - Twellman (Dempsey) 23

	Shots	Saves	Fouls	Offsides	Corners
FCD	19	6	15	3	4
NE	13	6	14	3	3

New York Red Bulls 2 at New England Revolution 3

July 1 at Gillette Stadium (Foxborough, Mass.) Alt: 9,424

Scoring - NY - Buddle (unassisted) 24, Magee (Stammler, Buddle) 66

NE - Dempsey (unassisted) 6, Twellman (Dorman) 46+, Dempsey (unassisted) 72

	Shots	Saves	Fouls	Offsides	Corners
NY	14	8	12	2	4
NE	18	5	8	3	4

New England Revolution 2 at Colorado Rapids 3

July 4 at Invesco Field at Mile High (Denver, Colo.) Alt: 39,205

Scoring - NE - Dempsey (Dorman) 26, Twellman (Dorman, Heaps) 91+

COL - Hernandez (Cooke) 13, Beckerman (Hernandez, Cooke) 47+, Hernandez (Peterson) 69

	Shots	Saves	Fouls	Offsides	Corners
NE	13	3	14	6	4
COL	13	3	13	4	4



New England Revolution 2 at Chicago Fire 1

July 8 at Toyota Park (Bridgeview, Ill.)

Att: 11,374

Scoring - NE - Ralston (Dempsey, Twellman) 23, NE - Dorman (Twellman, Ralston) 37

COL - Jaqua (Gulierrez) 51

	Shots	Saves	Fouls	Offsides	Corners
NE	9	8	17	1	0
CHI	21	9	17	4	9

Real Salt Lake 3 at New England Revolution 1

July 14 at Gillette Stadium (Foxborough, Mass.)

Att: 11,089

Scoring - RSL - Klein (Cunningham) 16, Cunningham (unassisted) 52, Kreis (Williams)

55

NE - Twellman (Dorman) 57.

	Shots	Saves	Fouls	Offsides	Corners
RSL	7	4	16	3	3
NE	13	2	13	2	10

New England Revolution 1 at Houston Dynamo 1

July 22 at Robertson Stadium (Houston, Texas)

Att: 10,210

Scoring - NE - own goal (Waibel) 60

HOU - Holden (Moreno) 63

	Shots	Saves	Fouls	Offsides	Corners
NE	4	6	20	3	5
HOU	10	0	20	1	4

New England Revolution 1 at Kansas City Wizards 1

July 29 at Arrowhead Stadium (Kansas City, Mo.)

Att: 7,710

Scoring - NE - Ralston (Dempsey, Noonan) 95+

HOU - Wolff (unassisted) 12

	Shots	Saves	Fouls	Offsides	Corners
NE	16	6	8	8	5
KC	14	4	14	1	2

New England Revolution 1 at Chivas USA 1

Aug. 6 at L.A. Coliseum (Los Angeles, Calif.)

Att: 92,650

Scoring - NE - Twellman (Noonan, Ralston) 16

CHV - Marsch (Kijestran) 22

	Shots	Saves	Fouls	Offsides	Corners
NE	6	5	8	6	3
CHV	11	2	12	8	3

Kansas City Wizards 0 at New England Revolution 0

August 9 at Gillette Stadium (Foxborough, Mass.)

Att: 9,798

Scoring - None

	Shots	Saves	Fouls	Offsides	Corners
KC	10	5	18	2	2
NE	14	7	15	3	8

Chicago Fire 1 at New England Revolution 0

August 20 at Gillette Stadium (Foxborough, Mass.)

Att: 10,263

Scoring - CHI - Herron (Armas) 24

NE - None

	Shots	Saves	Fouls	Offsides	Corners
CHI	6	6	21	3	2
NE	20	1	11	3	5

Columbus Crew 0 at New England Revolution 1

August 27 at Gillette Stadium (Foxborough, Mass.)

Att: 12,112

Scoring - CLB - None

NE - Larentowicz (Heaps) 34

	Shots	Saves	Fouls	Offsides	Corners
CLB	13	6	19	4	2
NE	12	7	25	3	4

New England Revolution 0 at Columbus Crew 3

Sept. 2 at Crew Stadium (Columbus, Ohio)

Att: 11,341

Scoring - NE - None

CLB - Garey (unassisted) 2, Gaven (unassisted) 39, Hendrickson (unassisted) 82

	Shots	Saves	Fouls	Offsides	Corners
NE	21	4	12	1	10
CLB	13	5	17	3	5

New York Red Bulls 0 at New England Revolution 1

September 9 at Gillette Stadium (Foxborough, Mass.)

Att: 12,617

Scoring - NY - None

NE - Noonan (Ralston) 8

	Shots	Saves	Fouls	Offsides	Corners
NY	10	7	14	2	4
NE	14	2	13	5	6

D.C. United 1 at New England Revolution 1

September 13 at Gillette Stadium (Foxborough, Mass.)

Att: 6,285

Scoring - DC - Gros (unassisted) 25

NE - Dempsey (Twellman, Franchino) 56

	Shots	Saves	Fouls	Offsides	Corners
DC	11	2	19	4	4
NE	9	3	17	3	4

New England Revolution 2 at New York Red Bulls 0

Sept. 20 at Giants Stadium (East Rutherford, N.J.)

Att: 6,670

Scoring - NE - Twellman (Ralston) 16, Dorman (unassisted) 48

NY - None

	Shots	Saves	Fouls	Offsides	Corners
NE	13	6	11	7	4
NY	19	7	18	2	10

Kansas City Wizards 1 at New England Revolution 1

September 23 at Gillette Stadium (Foxborough, Mass.)

Att: 16,321

Scoring - KC - Sealy (Victorine, Raybould) 58

NE - Dempsey (unassisted) 17

	Shots	Saves	Fouls	Offsides	Corners
KC	12	5	8	2	5
NE	13	4	14	2	6

Colorado Rapids 1 at New England Revolution 3

September 30 at Gillette Stadium (Foxborough, Mass.)

Att: 17,093

Scoring - COL - Beckerman (penalty kick) 90

NE - Ralston (penalty kick) 4, Abundis (Ralston) 59, Dempsey (Twellman) 79

	Shots	Saves	Fouls	Offsides	Corners
COL	16	4	17	5	8
NE	10	7	10	5	2

New England Revolution 2 at D.C. United 1

Oct. 7 at RFK Stadium (Washington, D.C.)

Att: 21,022

Scoring - NE - Dempsey (Dorman) 34, Twellman (Heaps, Dorman) 47

DC - Gomez (Moreno, Namoff) 26

	Shots	Saves	Fouls	Offsides	Corners
NE	11	6	12	0	3
DC	22	2	9	2	11

Columbus Crew 0 at New England Revolution 1

October 14 at Gillette Stadium (Foxborough, Mass.)

Att: 19,166

Scoring - CLB - None

NE - Smith (Dempsey, Ralston) 88

	Shots	Saves	Fouls	Offsides	Corners
CLB	9	7	15	4	5
NE	14	2	20	2	6



2006 PLAYOFFS

EAST. CONF. SEMIS - GM. 1 @ CHICAGO FIRE

L, 0-1 October 22, 2006
GK Reis
D John
D Parkhurst
D Heaps
M Franchino (Smith 76)
M Joseph
M Larentowicz (Hernandez 68)
M Ralston
M Dorman
F Dempsey (Abundis 82)
F Twellman

EAST. CONF. SEMIS - GM. 2 VS. CHICAGO FIRE

W, 2-1 October 28, 2006
GK Reis
D John
D Parkhurst
D Heaps
M Franchino
M Hernandez
M Larentowicz (Smith 54)
M Ralston (Cancela 85)
M Dorman
F Abundis (Noonan 46)
F Twellman

EAST. CONF. CHAMPIONSHIP @ D.C. UNITED

W, 1-0 November 5, 2006
GK Reis
D John
D Parkhurst
D Heaps
D Riley
M Franchino (Smith 67)
M Hernandez (Larentowicz 44)
M Ralston
M Dorman
F Noonan
F Twellman

MLS CUP 2006 VS. HOUSTON DYNAMO

T, 1-1 November 12, 2006
GK Reis
D John
D Parkhurst
D Heaps
M Franchino (Smith 53)
M Hernandez (Larentowicz 111)
M Joseph
M Ralston
M Dorman (Dempsey 62)
F Noonan
F Twellman

STATISTICS

#	POS	PLAYER	GP	GS	MIN	G	A	SHT	SOG	FC	FS	OFF	CK	C	E
20	FWD	Taylor Twellman	4	4	420	3	0	17	10	6	11	2	0	0	0
11	FWD	Pat Noonan	3	2	285	1	1	3	1	2	6	8	0	0	0
25	MID	Andy Dorman	4	4	362	0	1	7	2	4	2	1	5	1	0
8	MID	Joe Franchino	4	4	316	0	1	4	1	3	2	0	0	1	0
6	DEF	Jay Heaps	4	4	420	0	1	4	1	5	9	0	0	1	0
18	M/F	Khano Smith	4	0	170	0	1	3	2	3	6	0	0	0	0
30	FWD	José Manuel Abundis	2	1	53	0	0	1	0	1	2	0	0	0	0
7	MID	José Cancela	1	0	35	0	0	3	1	0	3	1	4	0	0
2	F/M	Clint Dempsey	2	1	140	0	0	5	3	12	7	3	0	0	0
3	MID	Daniel Hernandez	4	3	297	0	0	2	1	7	4	0	0	1	0
4	DEF	Avery John	4	4	420	0	0	0	0	10	7	0	0	1	0
21	MID	Shalrie Joseph	3	3	300	0	0	0	0	7	5	0	0	1	0
31	M/D	Jeff Larentowicz	4	2	177	0	0	1	1	4	5	0	0	1	0
15	DEF	Michael Parkhurst	4	4	420	0	0	0	0	1	2	0	0	0	0
14	MID	Steve Ralston	3	3	295	0	0	3	3	4	2	2	13	0	0
1	GK	Matt Reis	4	4	420	0	0	0	0	0	2	0	0	0	0
16	M/D	James Riley	1	1	90	0	0	1	0	0	0	0	0	0	0
TEAM TOTALS			4	4	420	4	5	54	26	69	76	17	22	7	0
OPPONENT TOTALS			4	4	420	3	2	58	20	76	69	14	36	8	0

GAME-WINNING GOALS: Taylor Twellman 1, Pat Noonan 1

GAME-WINNING ASSISTS: Jay Heaps 1, Pat Noonan 1

PENALTY KICK GOALS/ATTEMPTS: None

#	POS	GOALKEEPER	GP	GS	MIN	SHTS	SV	GA	GAA	PG	PA	W	L	T	SO
1	GK	Matt Reis	4	4	420	20	17	3	0.64	0	0	2	1	1	1
TEAM TOTALS			4	4	420	20	17	3	0.64	0	0	2	1	1	1
OPPONENT TOTALS			4	4	420	26	21	4	0.86	0	0	1	2	1	1

BOX SCORES

EASTERN CONFERENCE SEMIFINAL SERIES, GAME 1

New England Revolution 0 at Chicago Fire 1

Oct. 22, 2006 at Toyota Park (Bridgeview, Ill.)

Att: 10,217

Scoring - NE - None

CHI - Mapp (unassisted) 35

	Shots	Saves	Fouls	Offsides	Corners
NE	12	2	20	5	2
CHI	8	8	18	3	7

EASTERN CONFERENCE CHAMPIONSHIP

New England Revolution 1 at D.C. United 0

Nov. 5, 2006 at RFK Stadium (Washington, D.C.)

Att: 19,552

Scoring - NE - Twellman (Noonan, Heaps) 4

D.C. - None

	Shots	Saves	Fouls	Offsides	Corners
NE	6	8	12	3	1
DC	18	0	11	3	9

EASTERN CONFERENCE SEMIFINAL SERIES, GAME 2

Chicago Fire 1 at New England Revolution 2

(NE wins series on PKs, 4-2)

Oct. 28, 2006 at Gillette Stadium

Att: 9,372

Scoring - CHI - Jaqua (Mapp) 18

NE - Twellman (Franchino, Dorman) 41, Noonan (unassisted) 58

	Shots	Saves	Fouls	Offsides	Corners
CHI	17	8	23	3	10
NE	21	4	17	8	9

MLS CUP 2006

New England Revolution 1 vs. Houston Dynamo 1

(HOU wins on PKs, 4-3)

Nov. 12, 2006 at Pizza Hut Park (Frisco, Texas)

Att: 22,427

Scoring - HOU - Ching (Mullan) 114

NE - Twellman (Smith) 113

	Shots	Saves	Fouls	Offsides	Corners
HOU	15	5	24	5	10
NE	15	3	20	1	10



2005 RESULTS

DATE	OPPONENT	RESULT	SCORE	NOTES	ATT.	W-L-T	POS.	PTS
04/02/2005	at San Jose Earthquakes	T	2-2		8,730	0-0-1	T4	1
04/09/2005	COLUMBUS CREW	W	3-0		9,727	1-0-1	T2	4
04/23/2005	at D.C. United	W	4-3		13,691	2-0-1	1	7
04/27/2005	at Chicago Fire	W	3-0		54,427	3-0-1	1	10
04/30/2005	CHIVAS USA	W	1-0		7,813	4-0-1	1	13
05/07/2005	CHICAGO FIRE	W	2-0		8,003	5-0-1	1	16
05/14/2005	D.C. UNITED	W	1-0		13,662	6-0-1	1	19
05/21/2005	at MetroStars	T	2-2		12,134	6-0-2	1	20
05/28/2005	COLORADO RAPIDS	T	0-0		12,317	6-0-3	1	21
06/04/2005	KANSAS CITY WIZARDS	T	1-1		13,342	6-0-4	1	22
06/11/2005	at Kansas City Wizards	W	2-0		6,787	7-0-4	1	25
06/18/2005	at D.C. United	L	0-2		17,611	7-1-4	1	25
06/22/2005	at Columbus Crew	W	3-1		10,799	8-1-4	1	28
06/25/2005	METROSTARS	W	4-2		17,194	9-1-4	1	31
07/04/2005	at Los Angeles Galaxy	T	1-1		27,000	9-1-5	T1	32
07/09/2005	at Chicago Fire	L	0-1		12,077	9-2-5	2	32
07/16/2005	FC DALLAS	W	3-2		22,108	10-2-5	2	35
07/22/2005	at Chivas USA	L	0-1		10,681	10-3-5	2	35
07/27/2005	LOS ANGELES GALAXY	T	1-1		8,954	10-3-6	T1	36
08/06/2005	KANSAS CITY WIZARDS	L	1-2		10,204	10-4-6	T1	36
08/10/2005	REAL SALT LAKE	W	4-1		8,066	11-4-6	1	39
08/13/2005	at FC Dallas	W	2-1		12,101	12-4-6	1	42
08/17/2005	at Colorado Rapids	L	0-2		6,881	12-5-6	1	42
08/27/2005	D.C. UNITED	W	2-1		18,049	13-5-6	1	45
09/03/2005	at Real Salt Lake	W	1-0		17,876	14-5-6	1	48
09/10/2005	COLUMBUS CREW	W	3-1		9,167	15-5-6	1	51
09/17/2005	at MetroStars	L	4-5		17,031	15-6-6	1	51
09/21/2005	at Columbus Crew	T	1-1		11,769	15-6-7	1	52
09/24/2005	METROSTARS	W	1-0		15,663	16-6-7	1	55
10/01/2005	SAN JOSE EARTHQUAKES	L	0-2		14,316	16-7-7	1	55
10/08/2005	at Kansas City Wizards	T	2-2		12,546	16-7-8	1	56
10/15/2005	CHICAGO FIRE	W	1-0		11,812	17-7-8	1	59

MLS CUP PLAYOFFS

DATE	OPPONENT	RESULT	SCORE	NOTES	ATT.	ROUND	GAME
10/22/2005	at MetroStars	L	0-1		10,003	EC Semifinals	1
10/29/2005	METROSTARS	W	3-1		9,581	EC Semifinals	2
11/06/2005	CHICAGO FIRE	W	1-0		18,118	EC Championship	
11/13/2005	vs. Los Angeles Galaxy	L	0-1	OT	21,193	MLS Cup	

U.S. OPEN CUP

DATE	OPPONENT	RESULT	SCORE	NOTES	ROUND
08/03/2005	CHICAGO FIRE	L	2-3	OT	Fourth Round

COACH

COACH	W	L	T	PCT.
Steve Nicol	17	7	8	.656



2005 STATISTICS

#	POS	PLAYER	GP	GS	MIN	G	A	SHT	SOG	FC	FS	OFF	CK	C	E
20	FWD	Taylor Twellman	25	25	2226	17	7	82	51	32	32	33	0	1	0
2	MID	Clint Dempsey	26	26	2319	10	9	60	27	46	71	4	0	7	0
11	F/M	Pat Noonan	21	21	1843	8	7	57	29	20	36	19	2	4	0
21	MID	Shalrie Joseph	31	31	2788	6	5	32	18	65	51	0	0	8	0
32	FWD	Khano Smith	23	8	928	3	2	27	8	24	12	14	2	4	0
7	MID	José Cancela	25	22	1643	2	5	23	11	7	59	0	87	0	0
25	MID	Andy Dorman	30	19	1960	2	5	21	9	22	23	1	47	4	0
14	M/D	Steve Ralston	21	21	1857	1	6	29	14	14	17	3	37	1	0
6	DEF	Jay Heaps	31	31	2790	1	5	17	10	37	36	2	0	7	0
16	M/D	James Riley	23	12	1294	1	3	9	4	28	13	1	0	3	0
22	M/D	Marshall Leonard	27	25	1923	1	1	15	8	36	26	2	0	5	0
8	DEF	Joe Franchino	24	23	2011	0	3	10	4	40	19	0	1	2	0
4	DEF	Avery John	14	13	1167	0	1	0	0	24	14	0	0	2	0
5	MID	Cassio	3	2	112	0	0	1	1	4	4	1	3	0	0
17	F/M	Connally Edozien	9	1	220	0	0	6	4	8	2	3	0	1	0
3	M/D	Daniel Hernandez	7	7	557	0	0	8	0	17	10	2	0	2	1
28	FWD	Jamie Holmes	1	0	20	0	0	0	0	2	0	0	0	0	0
31	DEF	Jeff Larentowicz	1	0	1	0	0	0	0	0	0	0	0	0	0
30	FWD	Ryan Latham	6	1	157	0	0	3	2	3	4	0	0	0	0
15	DEF	Michael Parkhurst	32	32	2880	0	0	0	0	6	19	0	0	2	0
18	M/F	Ricardo Phillips	4	0	34	0	0	0	0	2	0	0	1	0	0
1	GK	Matt Reis	31	31	2784	0	0	0	0	2	1	0	0	2	1
23	MID	Luke Vercollone	3	0	35	0	0	0	0	1	0	0	0	0	0
12	GK	Doug Warren	2	1	96	0	0	0	0	0	0	0	0	0	0
Own Goals received					3										
TEAM TOTALS			32	32	2880	55	59	400	200	440	459	85	180	55	2
OPPONENT TOTALS			32	32	2880	37	44	374	169	476	423	129	124	61	5

GAME-WINNING GOALS: Taylor Twellman 6, Clint Dempsey 5, Khano Smith 1, James Riley 1, Steve Ralston 1, Pat Noonan 1, Shalrie Joseph 1

GAME-WINNING ASSISTS: Andy Dorman 3, José Cancela 3, Taylor Twellman 2, Pat Noonan 2, Shalrie Joseph 2, Jay Heaps 2, Clint Dempsey 2, Steve Ralston 1, Marshall Leonard 1

PENALTY KICK GOALS/ATTEMPTS: Shalrie Joseph 2-2

#	POS	GOALKEEPER	GP	GS	MIN	SHT	SV	GA	GAA	PG	PA	W	L	T	SO
1	GK	Matt Reis	31	31	2784	162	115	35	1.13	4	5	16	7	8	10
12	GK	Doug Warren	2	1	96	7	4	2	1.88	1	1	1	0	0	0
TEAM TOTALS			32	32	2880	169	119	37	1.16	5	6	17	7	8	10
OPPONENT TOTALS			32	32	2880	200	142	55	1.72	2	2	7	17	8	6



2005 LINEUPS

@ SAN JOSE EARTHQUAKES T, 2-0 April 2, 2005

GK Reis
D Leonard
D Parkhurst
D Heaps
M Cassio (Riley 56)
M Cancela
M Joseph
M Dempsey
M Ralston
F Noonan
F Twellman

VS. CHICAGO FIRE W, 2-0 May 7, 2005

GK Reis
D John
D Parkhurst
D Heaps
M Leonard
M Dempsey
M Joseph
M Dorman
M Ralston
F Noonan
F Twellman (Smith 86)

@ KANSAS CITY WIZARDS W, 2-0 June 11, 2005

GK Reis
D Franchino
D Parkhurst
D Heaps
M Leonard (Riley 77)
M Cancela (Edozien 88)
M Joseph
M Dempsey
M Ralston
F Noonan
F Smith (Dorman 68)

@ CHICAGO FIRE L, 0-1 July 9, 2005

GK Reis
D Franchino
D Parkhurst
D Heaps
M Leonard
M Riley
M Cancela (Edozien 66)
M Dorman
M Latham (Vercollone 66)
F Smith
F Twellman

VS. REAL SALT LAKE W, 4-1 August 10, 2005

GK Reis
D John (Riley 65)
D Parkhurst
D Heaps
M Franchino
M Cancela (Smith 76)
M Joseph
M Dorman
M Ralston
F Dempsey
F Twellman

VS. COLUMBUS CREW W, 3-1 September 10, 2005

GK Reis
D Franchino
D Parkhurst
D Heaps
M Leonard
M Hernandez
M Joseph
M Dempsey (Dorman 72)
M Ralston (Phillips 84)
F Noonan
F Twellman

@ KANSAS CITY WIZARDS T, 2-2 October 8, 2005

GK Reis
D Franchino
D Parkhurst
D Heaps
M Leonard
M Dorman
M Cancela (Edozien 71)
M Joseph
M Ralston
F Dempsey
F Smith

VS. COLUMBUS CREW W, 3-0 April 9, 2005

GK Reis
D Franchino
D Parkhurst
D Heaps
M Riley
M Cancela (Dorman 82)
M Joseph
M Joseph
M Ralston
F Noonan
F Twellman

VS. D.C. UNITED W, 1-0 May 14, 2005

GK Reis
D John
D Parkhurst
D Heaps
M Leonard (Smith 52)
M Dempsey
M Joseph (Cancela 88)
M Dorman (Larentowicz 92+)
M Ralston
F Noonan
F Twellman

@ D.C. UNITED L, 0-2 June 18, 2005

GK Reis
D Franchino
D Parkhurst
D Heaps
M Leonard (Riley 71)
M Cancela (Dorman 48+)
M Joseph
M Dempsey
M Ralston
F Noonan
F Smith (Edozien 67)

VS. FC DALLAS W, 3-2 July 16, 2005

GK Reis
D Franchino
D Parkhurst
D Heaps
M Leonard (Latham 58)
M Cancela
M Joseph
M Dempsey
M Ralston (Dorman 73)
F Noonan (Smith 84)
F Twellman

@ FC DALLAS W, 2-1 August 13, 2005

GK Reis
D John
D Parkhurst
D Heaps
M Franchino (Riley 74)
M Cancela (Smith 82)
M Joseph
M Dorman
M Ralston
F Dempsey
F Twellman

@ METROSTARS L, 4-5 September 17, 2005

GK Reis
D Franchino
D Parkhurst
D Heaps
M Leonard (Smith 64)
M Hernandez (Dorman 65)
M Joseph
M Dempsey (Phillips 87)
M Ralston
F Noonan
F Twellman

VS. CHICAGO FIRE W, 1-0 October 15, 2005

GK Reis
D Franchino (Riley 53)
D Parkhurst
D Heaps
M Leonard (Smith 31)
M Cancela
M Joseph
M Dorman (Phillips 71)
M Ralston
F Dempsey
F Twellman

@ D.C. UNITED W, 4-3 April 23, 2005

GK Reis
D John
D Parkhurst
D Heaps
M Leonard
M Dempsey
M Joseph
M Cancela (Dorman 66)
M Riley
F Noonan
F Twellman

@ METROSTARS T, 2-2 May 21, 2005

GK Reis
D John
D Parkhurst
D Heaps
M Leonard (Smith 61)
M Dempsey
M Joseph (Cancela 86)
M Dorman (Cancela 86)
M Ralston
F Noonan
F Twellman

@ COLUMBUS CREW W, 3-1 June 22, 2005

GK Reis
D Franchino
D Parkhurst
D Heaps
M Leonard (Riley 79)
M Cancela (Dorman 65)
M Joseph
M Dempsey
M Ralston
F Edozien (Smith 53)
F Noonan

@ CHIVAS USA L, 0-1 July 22, 2005

GK Reis
D John
D Parkhurst
D Heaps
M Franchino
M Cancela (Leonard 46+)
M Joseph
M Dorman
M Riley (Latham 83)
F Smith (Edozien 46+)
F Twellman

@ COLORADO RAPIDS L, 0-2 August 17, 2005

GK Reis (Warren 84)
D Franchino
D Parkhurst
D Heaps
M Leonard (Vercollone 83)
M Dorman
M Joseph
M Hernandez (Smith 71)
M Riley
F Cancela
F Dempsey

@ COLUMBUS CREW T, 1-1 September 21, 2005

GK Reis
D Franchino
D Parkhurst
D Heaps
M Leonard (Smith 70)
M Dempsey
M Joseph
M Dorman (Phillips 84)
M Ralston
F Noonan
F Twellman

@ CHICAGO FIRE W, 4-0 May 27, 2005

GK Reis
D John
D Parkhurst
D Heaps
M Leonard
M Dempsey
M Joseph
M Dorman
M Riley (Vercollone 86)
F Noonan
F Twellman

VS. COLORADO RAPIDS T, 0-0 May 28, 2005

GK Reis
D John
D Parkhurst
D Heaps
M Leonard (Smith 61)
M Cancela (Franchino 61)
M Joseph
M Dorman
M Riley (Latham 79)
F Noonan
F Twellman

VS. METROSTARS W, 4-2 June 25, 2005

GK Reis
D Franchino
D Parkhurst
D Heaps
M Cassio (Riley 47+)
M Cancela (Dorman 46+)
M Joseph
M Dempsey
M Ralston
F Noonan
F Smith (John 68)

VS. LOS ANGELES GALAXY T, 1-1 July 27, 2005

GK Reis
D John
D Parkhurst
D Heaps
M Leonard (Latham 64)
M Cancela
M Joseph
M Dorman (Edozien 77)
M Riley
F Dempsey
F Twellman

VS. D.C. UNITED W, 2-1 August 27, 2005

GK Warren
D John
D Parkhurst
D Heaps
M Franchino (Riley 67)
M Cancela (Dorman 67)
M Joseph
M Hernandez
M Ralston
F Noonan
F Twellman

VS. METROSTARS W, 1-0 September 24, 2005

GK Reis
D Franchino
D Parkhurst
D Heaps
M Leonard (Riley 62)
M Hernandez
M Joseph
M Dempsey
M Ralston
F Noonan
F Twellman

VS. CHIVAS USA W, 1-0 April 30, 2005

GK Reis
D John
D Parkhurst
D Heaps
M Leonard
M Dempsey
M Joseph
M Dorman
M Ralston (Cancela 63)
F Noonan
F Twellman

VS. KANSAS CITY WIZARDS T, 1-1 June 4, 2005

GK Reis
D Franchino
D Parkhurst
D Heaps
M Leonard
M Cancela (Cassio 79)
M Joseph
M Dorman
M Riley
F Smith
F Twellman (Holmes 70)

@ LOS ANGELES GALAXY T, 1-1 July 4, 2005

GK Reis
D Franchino
D Parkhurst
D Heaps
M Leonard (Latham 75)
M Cancela
M Joseph
M Dorman
M Riley
F Smith (Edozien 70)
F Twellman

VS. KANSAS CITY WIZARDS L, 1-2 August 6, 2005

GK Reis
D Franchino (Leonard 78)
D Parkhurst
D John
M Riley
M Cancela (Smith 71)
M Joseph
M Dorman
M Ralston
F Dempsey
F Twellman

@ REAL SALT LAKE W, 1-0 September 3, 2005

GK Reis
D Franchino
D Parkhurst
D Heaps
M Leonard (Smith 74)
M Cancela (Edozien 67, Riley 88)
M Joseph
M Hernandez
M Dorman
F Dempsey
F Noonan

VS. SAN JOSE EARTHQUAKES L, 1-2 October 1, 2005

GK Reis
D Franchino
D Parkhurst
D Heaps
M Leonard (Smith 74)
M Hernandez
M Joseph
M Dempsey
M Ralston
F Noonan (Dorman 49)
F Twellman

2005 BOX SCORES

New England Revolution 2 at San Jose Earthquakes 2

April 23 at Spartan Stadium (San Jose, Calif.) Alt: 8,730

Scoring - NE - Noonan (Dempsey) 52, Twellman (Riley) 73

SJ - Ching (Davis) 13, Cerritos (penalty kick) 21

	Shots	Saves	Fouls	Offside	Corners
NE	17	2	21	2	4
SJ	9	6	30	1	4

Columbus Crew 0 at New England Revolution 3

April 9 at Gillette Stadium (Foxborough, Mass.) Alt: 9,727

Scoring - CLB - None

NE - Dempsey (Heaps) 64, Noonan (unassisted) 82, Dorman (Twellman) 85

	Shots	Saves	Fouls	Offside	Corners
CLB	9	4	16	2	4
NE	15	3	14	4	9

New England Revolution 4 at D.C. United 3

April 23 at RFK Stadium (Washington, D.C.) Alt: 13,691

Scoring - NE - Twellman (Dempsey) 26, Joseph (penalty kick) 28, Leonard (Riley) 31, Dempsey (Dorman) 77

DC - Moreno (penalty kick) 50+, Quaranta (Guppy, Adu) 57, Moreno (penalty kick) 82

	Shots	Saves	Fouls	Offside	Corners
NE	10	3	18	2	3
DC	14	3	18	4	7

New England Revolution 3 at Chicago Fire 0

April 27 at Soldier Field (Chicago, Ill.) Alt: 54,427

Scoring - NE - Dempsey (Joseph, Twellman) 32, Noonan (Riley, Dempsey) 43, Twellman (unassisted) 95+

CHI - None

	Shots	Saves	Fouls	Offside	Corners
NE	10	3	8	6	3
CHI	17	3	10	6	3

Chivas USA 0 at New England Revolution 1

April 30 at Gillette Stadium (Foxborough, Mass.) Alt: 7,813

Scoring - CHV - None

NE - Dempsey (Leonard) 88

	Shots	Saves	Fouls	Offside	Corners
CHV	5	7	28	5	0
NE	15	2	8	1	13

Chicago Fire 0 at New England Revolution 2

May 7 at Gillette Stadium (Foxborough, Mass.) Alt: 8,003

Scoring - CHI - None

NE - Noonan (Dempsey) 34, Dempsey (Ralston, Twellman) 58

	Shots	Saves	Fouls	Offside	Corners
CHI	12	3	13	2	4
NE	10	6	10	6	1

D.C. United 0 at New England Revolution 1

May 14 at Gillette Stadium (Foxborough, Mass.) Alt: 13,662

Scoring - DC - None

NE - Twellman (unassisted) 59

	Shots	Saves	Fouls	Offside	Corners
DC	11	3	11	0	8
NE	9	3	22	1	5

New England Revolution 2 at MetroStars 2

May 21 at Giants Stadium (East Rutherford, N.J.) Alt: 12,134

Scoring - NE - Twellman (Noonan, Ralston) 6, Twellman (Smith, Cancela) 89

MET - Gaven (Ward, Guevara) 16, Wolyniec (Magee, Lisi) 83

	Shots	Saves	Fouls	Offside	Corners
NE	21	9	11	5	2
MET	17	9	17	2	3

Colorado Rapids 0 at New England Revolution 0

May 28 at Gillette Stadium (Foxborough, Mass.) Alt: 12,317

Scoring - None

	Shots	Saves	Fouls	Offside	Corners
COL	5	7	15	5	5
NE	12	3	11	1	7

Kansas City Wizards 1 at New England Revolution 1

June 4 at Gillette Stadium (Foxborough, Mass.) Alt: 13,342

Scoring - KC - Victorine (Burciaga) 51

NE - Smith (Cancela) 17

	Shots	Saves	Fouls	Offside	Corners
KC	17	1	16	5	2
NE	9	7	17	3	13

New England Revolution 2 at Kansas City Wizards 0

June 11 at Arrowhead Stadium (Kansas City, Mo.) Alt: 6,787

Scoring - NE - own goal (Victorine) 8, Noonan (Joseph, Ralston) 49

KC - None

	Shots	Saves	Fouls	Offside	Corners
NE	6	4	8	3	2
KC	12	2	10	8	5

New England Revolution 0 at D.C. United 2

June 18 at RFK Stadium (Washington, D.C.) Alt: 17,611

Scoring - NE - None

DC - Quaranta (Gomez) 10, Moreno (Quaranta) 12

	Shots	Saves	Fouls	Offside	Corners
NE	16	5	14	4	1
DC	12	10	15	5	2

New England Revolution 3 at Columbus Crew 1

June 22 at Crew Stadium (Columbus, Ohio) Alt: 10,799

Scoring - NE - Noonan (Dempsey) 24, Dempsey (Cancela) 47+, Noonan (Dempsey, Dorman) 68

CLB - Buddle (Elliott, Glen) 4

	Shots	Saves	Fouls	Offside	Corners
NE	14	2	15	3	12
CLB	15	6	14	9	7

MetroStars 2 at New England Revolution 4

June 25 at Gillette Stadium (Foxborough, Mass.) Alt: 17,194

Scoring - MET - Djorkaeff (penalty kick) 67, Galvan Rey (Gaven, Leitch) 68

NE - Cancela (Dempsey) 1, Heaps (Dorman) 72, Ralston (unassisted) 86, Noonan (John) 91+

	Shots	Saves	Fouls	Offside	Corners
MET	12	6	12	6	2
NE	14	5	15	3	1

New England Revolution 1 at Los Angeles Galaxy 1

July 4 at The Home Depot Center (Carson, Calif.) Alt: 27,000

Scoring - NE - Dorman (Joseph, Twellman) 94+

LA - Enfield (Gomez, Dunivant) 87

	Shots	Saves	Fouls	Offside	Corners
NE	10	4	12	6	3
LA	12	4	14	8	7

New England Revolution 0 at Chicago Fire 1

July 9 at Soldier Field (Chicago, Ill.) Alt: 12,077

Scoring - NE - None

CHI - Enfield (Gomez, Dunivant) 87

	Shots	Saves	Fouls	Offside	Corners
NE	10	7	10	3	2
CHI	13	1	17	4	5



FC Dallas 2 at New England Revolution 3

July 16 at Gillette Stadium (Foxborough, Mass.)

Att: 22,108

Scoring - FCD - Alvarez (unassisted) 7, O'Brien (Alvarez) 46+

NE - Twellman (Noonan) 44, Twellman (Dempsey) 90, Twellman (Joseph) 92+

	Shots	Saves	Fouls	Offside	Corners
FCD	19	10	10	4	4
NE	19	9	18	2	8

New England Revolution 0 at Chivas USA 1

July 22 at The Home Depot Center (Carson, Calif.)

Att: 10,681

Scoring - NE - None

CHV - Sequeira (Martinez, Mendoza) 38

	Shots	Saves	Fouls	Offside	Corners
NE	11	5	22	2	5
CHI	9	2	18	4	7

Los Angeles Galaxy 1 at New England Revolution 1

July 27 at Gillette Stadium (Foxborough, Mass.)

Att: 8,954

Scoring - LA - Gomez (Donovan, Ihemelu) 16

NE - Joseph (penalty kick) 26

	Shots	Saves	Fouls	Offside	Corners
LA	10	4	9	1	3
NE	6	2	12	0	6

Kansas City Wizards 2 at New England Revolution 1

Aug. 6 at Gillette Stadium (Foxborough, Mass.)

Att: 10,204

Scoring - KC - Klein (Wolff) 47, Sealy (Wolff, Burciaga) 73

NE - Joseph (Twellman) 48

	Shots	Saves	Fouls	Offside	Corners
KC	9	5	11	2	1
NE	10	2	10	1	7

Real Salt Lake 1 at New England Revolution 4

Aug. 10 at Pizza Hut Park (Frisco, Texas)

Att: 8,066

Scoring - RSL - Kreis (unassisted) 31

NE - Dempsey (Heaps) 12, Twellman (Heaps, Cancela) 16, own goal (Dunseth) 76, Smith (unassisted) 90.

	Shots	Saves	Fouls	Offside	Corners
RSL	10	3	17	2	2
NE	11	4	19	3	7

New England Revolution 2 at FC Dallas 1

Aug. 13 at Pizza Hut Park (Frisco, Texas)

Att: 12,101

Scoring - NE - Dempsey (Franchino, Twellman) 33, Joseph (Dorman) 80

FCD - Ruiz (Gbandi, Talley) 58

	Shots	Saves	Fouls	Offside	Corners
NE	15	1	8	4	4
FCD	10	4	13	6	7

New England Revolution 0 at Colorado Rapids 2

Aug. 17 at INVERSCO Field at Mile High (Denver, Colo.)

Att: 6,881

Scoring - NE - None

COL - Nkong (Denton, Ben Dayan) 78, Peguero (penalty kick) 86

	Shots	Saves	Fouls	Offside	Corners
NE	4	5	15	0	3
COL	18	2	12	4	2

D.C. United 1 at New England Revolution 2

Aug. 27 at Gillette Stadium (Foxborough, Mass.)

Att: 18,049

Scoring - DC - Quaranta (Gomez, Olsen) 36

NE - own goal (Boswell) 48, Twellman (Dorman, Noonan) 94+

	Shots	Saves	Fouls	Offside	Corners
DC	12	2	17	1	4
NE	9	4	25	4	5

New England Revolution 1 at Real Salt Lake 0

Sept. 3 at Rice-Eccles Stadium (Salt Lake City, Utah)

Att: 17,876

Scoring - NE - Smith (unassisted) 76

RSL - None

	Shots	Saves	Fouls	Offside	Corners
NE	8	2	10	3	4
RSL	13	0	16	3	6

Columbus Crew 1 at New England Revolution 3

Sept. 10 at Gillette Stadium (Foxborough, Mass.)

Att: 9,167

Scoring - CLB - Hejduk (Elliott) 86

NE - Twellman (Noonan, Franchino) 6, Twellman (Dempsey, Ralston) 39, Twellman (Heaps, Ralston) 63

	Shots	Saves	Fouls	Offside	Corners
CLB	7	8	9	5	1
NE	20	2	9	2	8

New England Revolution 4 at MetroStars 5

Sept. 17 at Giants Stadium (East Rutherford, N.J.)

Att: 17,031

Scoring - NE - Joseph (Franchino) 29, Joseph (Ralston) 61, Dempsey (unassisted) 71, Twellman (Joseph, Noonan) 74

MET - Magee (Djorkaeff, Bradley) 7, Djorkaeff (Guevara, Razov) 51, Guevara (Ward, Razov) 59, Magee (Bradley) 76, Djorkaeff (unassisted) 86

	Shots	Saves	Fouls	Offside	Corners
NE	24	3	16	2	3
MET	13	5	18	5	2

New England Revolution 1 at Columbus Crew 1

Sept. 21 at Columbus Crew Stadium (Columbus, Ohio)

Att: 11,769

Scoring - NE - Twellman (Noonan, Heaps) 93+

CLB - Cameron (Elliott, Marshall) 66

	Shots	Saves	Fouls	Offside	Corners
NE	18	1	11	3	8
CLB	13	5	18	5	3

MetroStars 0 at New England Revolution 1

Sept. 24 at Gillette Stadium (Foxborough, Mass.)

Att: 15,663

Scoring - MET - None

NE - Riley (Twellman, Noonan) 85

	Shots	Saves	Fouls	Offside	Corners
MET	7	8	11	4	4
NE	15	3	17	0	8

San Jose Earthquakes 2 at New England Revolution 0

Oct. 1 at Gillette Stadium (Foxborough, Mass.)

Att: 14,316

Scoring - SJ - Ching (Goldthwaite) 60, De Rosario (unassisted) 80

NE - None

	Shots	Saves	Fouls	Offside	Corners
SJ	7	4	15	4	2
NE	14	1	15	3	15

New England Revolution 2 at Kansas City Wizards 2

Oct. 8 at Arrowhead Stadium (Kansas City, Mo.)

Att: 12,546

Scoring - NE - Cancela (unassisted) 41, Dempsey (Smith) 58

KC - Wolff (Sumiala) 28, Conrad (unassisted) 39

	Shots	Saves	Fouls	Offside	Corners
NE	10	3	11	2	5
KC	14	1	11	3	2

Chicago Fire 0 at New England Revolution 1

Oct. 15 at Gillette Stadium (Foxborough, Mass.)

Att: 11,812

Scoring - CHI - None

NE - Twellman (Cancela) 35

	Shots	Saves	Fouls	Offside	Corners
CHI	11	4	7	4	6
NE	8	4	16	1	3



2005 PLAYOFFS

EAST. CONF. SEMIS - GM. 1

@ METROSTARS

L, 0-1 October 22, 2005

GK Reis
D Franchino
D Parkhurst
D Heaps
M Ralston
M Dempsey
M Joseph
M Dempsey
M Leonard (Smith 78)
F Noonan
F Twellman

EAST. CONF. SEMIS - GM. 2

VS. METROSTARS

W, 3-1 Oct. 29, 2005

GK Reis
D Franchino (Riley 65)
D Parkhurst
D Heaps
M Dempsey
M Hernandez (Candela 62)
M Joseph
M Leonard (Smith 23)
M Ralston
F Noonan
F Twellman

EAST. CONF. CHAMPIONSHIP

VS. CHICAGO FIRE

W, 1-0 November 6, 2005

GK Reis
D Franchino
D Parkhurst
D Heaps
M Dempsey
M Hernandez
M Joseph
M Ralston (Candela 68)
M Riley
F Noonan
F Twellman

MLS CUP 2005

VS. LOS ANGELES GALAXY

L, 0-1 (2OT) November 11, 2005

GK Reis
D Franchino
D Parkhurst
D Heaps
M Dempsey
M Hernandez (Dorman 91+)
M Joseph
M Ralston
M Riley (Latham 105)
F Noonan (Candela 64)
F Twellman

STATISTICS

#	POS	PLAYER	GP	GS	MIN	G	A	SHT	SOG	FC	FS	OFF	CK	C	E
7	MID	José Canceled	3	0	106	1	1	5	3	1	8	0	5	0	0
2	MID	Clint Dempsey	4	4	390	1	1	6	2	9	9	0	0	0	0
11	F/M	Pat Noonan	4	4	334	1	0	9	4	8	9	4	0	0	0
32	FWD	Khano Smith	2	0	79	1	0	1	1	2	0	0	0	0	0
3	M/D	Daniel Hernandez	4	4	332	0	1	5	0	9	7	0	0	2	0
21	MID	Shalrie Joseph	4	4	390	0	1	5	2	12	6	1	0	2	0
20	FWD	Taylor Twellman	4	4	390	0	1	3	2	4	16	8	0	0	0
25	MID	Andy Dorman	1	0	30	0	0	0	0	1	0	0	0	0	0
8	DEF	Joe Franchino	4	4	365	0	0	3	0	3	3	0	0	1	0
6	DEF	Jay Heaps	4	4	390	0	0	2	1	6	11	1	0	1	0
30	FWD	Ryan Latham	1	0	15	0	0	0	0	0	0	0	0	0	0
22	M/D	Marshall Leonard	2	2	101	0	0	0	0	7	6	1	0	0	0
15	DEF	Michael Parkhurst	4	4	390	0	0	0	0	0	4	0	0	0	0
14	M/D	Steve Ralston	4	4	368	0	0	6	3	3	6	1	15	0	0
1	GK	Matt Reis	4	4	390	0	0	0	0	0	3	0	0	0	0
16	M/D	James Riley	3	2	220	0	0	0	0	5	2	0	0	1	0
TEAM TOTALS			4	4	390	4	5	45	18	70	93	16	20	7	0
OPPONENT TOTALS			4	4	390	3	2	61	27	96	68	11	17	12	1

GAME-WINNING GOALS: Pat Noonan 1, Clint Dempsey 1

GAME-WINNING ASSISTS: Shalrie Joseph 1, Daniel Hernandez 1, José Canceled 1

PENALTY KICK GOALS/ATTEMPTS: None

#	POS	GOALKEEPER	GP	GS	MIN	SHTS	SV	GA	GAA	PG	PA	W	L	T	SO
1	GK	Matt Reis	4	4	390	27	22	3	0.69	0	0	2	2	0	1
Team totals			4	4	390	27	22	3	0.69	0	0	2	2	0	1
OPPONENT TOTALS			4	4	390	18	13	4	0.92	0	0	2	2	0	2

BOX SCORES

EASTERN CONFERENCE SEMIFINAL SERIES, GAME 1

New England Revolution 0 at MetroStars 1

Oct. 22 at Giants Stadium (East Rutherford, N.J.)

Alt: 10,003

Scoring - NE - None

MET - Guevara (Djorkaeff) 34

	Shots	Saves	Fouls	Offside	Corners
NE	11	6	19	5	4
MET	14	3	24	5	3

EASTERN CONFERENCE FINAL

Chicago Fire 0 at New England Revolution 1

Nov. 6 at Gillette Stadium (Foxborough, Mass.)

Alt: 18,118

Scoring - CHI - None

NE - Dempsey (Joseph, Hernandez) 4

	Shots	Saves	Fouls	Offside	Corners
CHI	14	0	28	1	3
NE	4	7	18	2	4

EASTERN CONFERENCE SEMIFINAL SERIES, GAME 2

MetroStars 1 at New England Revolution 3

Oct. 29 at Gillette Stadium (Foxborough, Mass.)

Alt: 9,581

Scoring - MET - Djorkaeff (Galvan Rey) 59

NE - Canceled (Twellman) 68, Noonan (Canceled) 73, Smith (Dempsey) 83

	Shots	Saves	Fouls	Offside	Corners
MET	8	8	17	4	4
NE	19	2	9	4	5

MLS CUP 2005

Los Angeles Galaxy 1 vs. New England Revolution 0 (2OT)

Nov. 13, 2005 at Pizza Hut Park (Frisco, Texas)

Alt: 21,193

Scoring - NE - None

LA - Ramirez (unassisted) 105

	Shots	Saves	Fouls	Offside	Corners
LA	25	2	27	1	7
NE	11	7	24	5	7



2004 RESULTS

DATE	OPPONENT	RESULT	SCORE	NOTES	ATT.	W-L-T	POS.	PTS
04/03/2004	at Los Angeles Galaxy	L	2-3		25,152	0-1-0	T4	0
04/17/2004	SAN JOSE EARTHQUAKES	L	1-3		16,203	0-2-0	T4	0
04/25/2004	at MetroStars	T	1-1		8,129	0-2-1	4	1
05/01/2004	LOS ANGELES GALAXY	W	2-1		13,811	1-2-1	4	4
05/07/2004	at Colorado Rapids	T	0-0		7,784	1-2-2	T3	5
05/15/2004	at Columbus Crew	L	0-1		16,694	1-3-2	T4	5
05/22/2004	METROSTARS	T	1-1		10,108	1-3-3	4	6
05/29/2004	D.C. UNITED	L	0-1		19,314	1-4-3	5	6
06/02/2004	at Kansas City Wizards	W	3-2		8,014	2-4-3	5	9
06/06/2004	COLUMBUS CREW	L	1-2		7,047	2-5-3	5	9
06/12/2004	at Dallas Burn	L	1-3		6,941	2-6-3	5	9
06/19/2004	KANSAS CITY WIZARDS	L	1-3		10,038	2-7-3	5	9
06/26/2004	METROSTARS	W	2-1		9,891	3-7-3	5	12
07/04/2004	at Colorado Rapids	L	0-1		41,979	3-8-3	5	12
07/11/2004	at Chicago Fire	T	1-1		39,529	3-8-4	5	13
07/14/2004	CHICAGO FIRE	W	3-1		9,634	4-8-4	5	16
07/17/2004	at Columbus Crew	T	1-1		13,373	4-8-5	5	17
07/24/2004	at San Jose Earthquakes	T	2-2		9,062	4-8-6	5	18
08/07/2004	COLUMBUS CREW	T	2-2		9,156	4-8-7	T4	19
08/11/2004	at Dallas Burn	W	3-0		5,104	5-8-7	T4	22
08/14/2004	at D.C. United	T	2-2		13,298	5-8-8	4	23
08/21/2004	KANSAS CITY WIZARDS	L	1-2		7,410	5-9-8	T4	23
08/28/2004	D.C. UNITED	T	0-0		17,236	5-9-9	4	24
09/04/2004	SAN JOSE EARTHQUAKES	L	0-1		25,266	5-10-9	5	24
09/11/2004	at MetroStars	L	2-3		12,333	5-11-9	5	24
09/18/2004	COLORADO RAPIDS	W	6-1		7,994	6-11-9	5	27
09/25/2004	at Chicago Fire	L	0-2		20,383	6-12-9	5	27
10/02/2004	DALLAS BURN	W	2-0		10,141	7-12-9	5	30
10/09/2004	at D.C. United	L	0-1		19,461	7-13-9	5	30
10/16/2004	CHICAGO FIRE	W	2-1		10,136	8-13-9	T4	33

MLS CUP PLAYOFFS

DATE	OPPONENT	RESULT	SCORE	NOTES	ATT.	ROUND	GAME
10/23/2004	COLUMBUS CREW	W	1-0		5,679	EC Semifinals	1
10/31/2004	at Columbus Crew	T	1-1		15,224	EC Semifinals	2
11/06/2004	at D.C. United	T	3-3	L in PKs, 3-4	21,201	EC Final	

U.S. OPEN CUP

DATE	OPPONENT	RESULT	SCORE	NOTES	ROUND
07/20/2004	ROCHESTER RHINOS	T	1-1	L in PKs, 1-3	Fourth Round

COACH

COACH	W	L	T	PCT.
Steve Nicol	8	13	9	.417



2004 STATISTICS

#	POS	PLAYER	GP	GS	MIN	G	A	PTS	SHT	SOG	BLK	FC	FS	OFF	CK	C	E
11	FWD	Pat Noonan	29	29	2545	11	8	30	75	37	1	33	42	17	0	4	0
14	MID	Steve Ralston	30	30	2700	7	8	22	25	11	1	27	31	2	32	3	0
20	FWD	Taylor Twellman	23	23	2050	9	1	19	70	39	0	30	53	35	0	1	1
7	MID	José Cancela	25	24	1957	3	10	16	41	20	0	10	73	4	118	0	0
2	M/F	Clint Dempsey	24	23	2024	7	1	15	47	25	1	50	68	1	0	6	0
15	MID	Richie Baker	20	11	1052	0	6	6	14	7	0	17	12	4	12	2	0
25	MID	Andy Dorman	20	2	365	2	1	5	6	5	0	11	3	0	4	0	0
27	M/F	Felix Brilliant	19	6	856	1	2	4	8	4	0	22	16	3	0	0	0
6	DEF	Jay Heaps	28	26	2415	1	2	4	11	6	0	23	30	2	0	4	0
21	M/D	Shalrie Joseph	23	23	2032	0	3	3	17	4	0	43	27	0	1	4	1
8	M/D	Joe Franchino	20	20	1693	1	0	2	21	7	0	31	22	2	1	3	1
5	M/D	Brian Kamler	22	20	1653	0	2	2	14	6	0	13	25	1	2	2	0
9	FWD	Joe-Max Moore	3	3	246	0	2	2	4	2	0	4	1	1	5	1	0
22	DEF	Marshall Leonard	25	22	1992	0	1	1	5	2	2	45	22	0	0	7	0
24	GK	Adin Brown	7	7	585	0	0	0	0	0	0	0	0	0	0	0	0
12	DEF	Steve Howey	3	3	193	0	0	0	0	0	0	2	0	0	0	0	0
4	DEF	Avery John	21	19	1808	0	0	0	4	2	0	20	23	0	0	7	0
12	DEF	Daouda Kante	4	3	221	0	0	0	1	0	0	4	0	0	0	1	0
3	DEF	Rusty Pierce	14	13	1179	0	0	0	1	0	2	20	17	0	0	3	0
1	GK	Matt Reis	24	23	2115	0	0	0	0	0	0	1	2	0	0	0	0
23	MID	Luke Vercollone	2	0	2	0	0	0	0	0	0	0	0	0	0	0	0
TEAM TOTALS			30	30	2700	42	47	131	364	177	7	406	477	72	175	48	3
OPPONENT TOTALS			30	30	2700	43	38	124	388	185	10	488	393	100	189	55	4

GAME-WINNING GOALS: Taylor Twellman 3, Pat Noonan 2, Steve Ralston 1, Clint Dempsey 1, José Cancela 1

GAME-WINNING ASSISTS: José Cancela 3, Shalrie Joseph 2, Steve Ralston 1, Pat Noonan 1, Marshall Leonard 1, Clint Dempsey 1

PENALTY KICK GOALS/ATTEMPTS: José Cancela 2-3, Steve Ralston 2-2, Taylor Twellman 0-1

#	POS	GOALKEEPER	GP	GS	MIN	SHT	SV	C/P	GA	GAA	PG	PA	W	L	T	SO
1	GK	Matt Reis	24	23	2115	134	97	110	32	1.36	4	4	7	10	7	3
24	GK	Adin Brown	7	7	585	51	39	26	11	1.69	0	0	1	3	2	1
TEAM TOTALS			30	30	2700	185	136	136	43	1.43	4	4	8	13	9	4
OPPONENT TOTALS			30	30	2700	177	125	151	42	1.40	4	6	13	8	9	8



2004 LINEUPS

@ LOS ANGELES GALAXY

L, 2-3 April 3, 2004
GK Brown
D Franchino
D Heaps
D Kante (Dempsey 83)
D Pierce
D Heaps
M Noonan
M Joseph
M Cancela
M Ralston
F Moore
F Twellman

@ COLUMBUS CREW

L, 1-1 May 15, 2004
GK Reis
D Franchino
D Kante
D Kamler
D Heaps
M Leonard
M Cancela
M Dempsey
M Ralston
F Noonan
F Twellman

@ DALLAS BURN

L, 1-3 May 15, 2004
GK Reis
D John
D Leonard
D Heaps
D Franchino
M Ralston
M Cancela
M Dorman
M Baker (Vercollone 89)
F Brilliant
F Dempsey

VS. CHICAGO FIRE

W, 3-1 July 14, 2004
GK Reis
D Franchino
D John
D Heaps
D Ralston
M Kamler
M Cancela (Dorman 69)
M Joseph (Leonard 69)
M Noonan (Baker 46)
F Dempsey
F Twellman

@ D.C. UNITED

T, 2-2 August 14, 2004
GK Reis
D Leonard (Baker 67)
D John
D Pierce
D Heaps
M Kamler (Brilliant 67)
M Joseph
M Cancela (Dorman 85)
M Ralston
M Noonan
F Twellman

VS. COLORADO RAPIDS

W, 6-1 September 18, 2004
GK Reis
D Leonard
D Heaps
D Pierce
D Ralston
M Kamler
M Joseph (Dorman 89)
M Dempsey (Cancela 66)
M Baker
F Noonan (Brilliant 70)
F Twellman

VS. SAN JOSE EARTHQUAKES

T, 1-1 April 17, 2004
GK Brown
D Franchino
D Pierce (Leonard 86)
D Kante (Dorman 89)
D Heaps
M Noonan
M Dempsey
M Cancela
M Ralston
F Moore (Kamler 70)
F Twellman

VS. METROSTARS

T, 1-1 May 22, 2004
GK Reis
D John
D Kamler
D Heaps
M Franchino
M Dempsey
M Joseph
M Cancela (Brilliant 71)
M Ralston
F Noonan
F Twellman

VS. KANSAS CITY WIZARDS

L, 1-3 June 19, 2004
GK Brown
D Leonard
D John
D Heaps
D Ralston
M Dorman
M Cancela
M Noonan
M Kamler (Baker 30)
F Brilliant
F Dempsey

@ COLUMBUS CREW

T, 1-1 July 17, 2004
GK Reis
D Franchino
D John
D Heaps
D Ralston
M Kamler
M Joseph
M Cancela (Leonard 71)
M Baker (Brilliant 54)
F Noonan
F Dempsey

VS. KANSAS CITY WIZARDS

L, 1-2 August 21, 2004
GK Reis
D Leonard (Dorman 81)
D John
D Pierce
D Ralston
M Kamler (Heaps 60)
M Joseph
M Cancela
M Baker (Brilliant 45)
F Noonan
F Twellman

@ CHICAGO FIRE

L, 2-2 September 25, 2004
GK Reis
D Leonard
D Heaps
D Pierce
D Ralston
M Kamler
M Joseph
M Dempsey
M Baker (Brilliant 66)
F Noonan
F Twellman

@ METROSTARS

W, 2-1 April 25, 2004
GK Brown
D Leonard
D Joseph
D Kamler
D Heaps
M Franchino
M Dempsey
M Moore
M Ralston
F Noonan
F Twellman

VS. D.C. UNITED

L, 0-1 May 29, 2004
GK Reis
D Leonard
D Kamler
D Heaps
D Franchino
M Dempsey
M Joseph
M Cancela (Brilliant 46)
M Ralston
F Noonan
F Twellman (Dorman 70)

VS. METROSTARS

W, 2-1 June 26, 2004
GK Brown (Reis 45)
D Leonard
D John
D Heaps
D Ralston
M Franchino
M Dempsey
M Cancela (Kante 86)
M Baker
F Noonan
F Brilliant (Vercollone 93+)

@ SAN JOSE EARTHQUAKE

T, 2-2 July 24, 2004
GK Reis
D Leonard
D John
D Heaps
D Ralston
M Baker (Dorman 90)
M Joseph
M Franchino
M Cancela
F Noonan
F Twellman

VS. D.C. UNITED

T, 0-0 August 28, 2004
GK Reis
D Leonard
D Howey (John 45)
D Pierce
D Ralston
M Noonan
M Joseph
M Cancela (Kamler 45)
M Baker (Dorman 72)
F Dempsey
F Twellman

VS. DALLAS BURN

W, 2-0 October 2, 2004
GK Reis
D Leonard
D John
D Pierce
D Heaps
M Kamler
M Joseph
M Cancela (Dorman 80)
M Ralston
F Noonan
F Twellman

VS. LOS ANGELES GALAXY

T, 0-0 May 2, 2004
GK Brown
D Leonard
D Joseph
D Kamler
D Heaps
M Franchino
M Dempsey
M Cancela (Dorman 79)
M Ralston
F Noonan
F Twellman

@ KANSAS CITY WIZARDS

W, 3-2 June 2, 2004
GK Reis
D Leonard
D John
D Heaps
D Brilliant (Baker 76)
M Franchino
M Joseph
M Cancela
M Ralston
F Noonan
F Dempsey

@ COLORADO RAPIDS

L, 0-1 July 4, 2004
GK Reis
D Leonard
D John
D Heaps
D Ralston
M Brilliant
M Cancela
M Franchino
M Dempsey
M Baker
F Noonan

VS. COLUMBUS CREW

T, 2-2 August 7, 2004
GK Reis
D Franchino
D John
D Heaps
D Ralston
M Kamler (Pierce 77)
M Joseph
M Cancela (Dorman 81)
M Baker (Brilliant 66)
F Noonan
F Twellman

VS. SAN JOSE EARTHQUAKES

L, 0-1 September 4, 2004
GK Reis
D Leonard
D John
D Pierce
D Kamler (Brilliant 82)
M Joseph
M Howey (Baker 72)
M Dempsey (Dorman 61)
M Ralston
F Noonan
F Twellman

@ D.C. UNITED

L, 0-1 October 9, 2004
GK Reis
D John
D Pierce
D Heaps
M Kamler (Dorman 85)
M Joseph
M Dempsey
M Cancela (Brilliant 64)
M Ralston
F Noonan
F Twellman

@ COLORADO RAPIDS

L, 1-3 May 7, 2004
GK Brown
D Leonard
D Joseph
D Kamler
D Heaps
M Franchino (Baker 82)
M Cancela (Dorman 90)
M Dempsey
M Ralston
F Noonan
F Twellman

VS. COLUMBUS CREW

L, 1-3 June 6, 2004
GK Reis
D Leonard
D John
D Heaps
D Brilliant (Baker 78)
M Franchino
M Joseph
M Cancela
M Ralston
F Noonan
F Dempsey

@ CHICAGO FIRE

T, 1-1 July 11, 2004
GK Reis
D Leonard
D John
D Heaps
D Ralston
M Kamler (Brilliant 56)
M Franchino
M Dempsey
M Noonan
M Baker (Dorman 72)
F Twellman

@ DALLAS BURN

W, 3-0 August 11, 2004
GK Reis
D Franchino (Heaps 46)
D John
D Pierce
D Ralston
M Kamler (Brilliant 72)
M Joseph
M Cancela (Dorman 83)
M Leonard
M Noonan
F Twellman

@ METROSTARS

L, 2-3 September 11, 2004
GK Reis
D Franchino (John 37)
D Howey (Dorman 76)
D Pierce
D Heaps
M Kamler (Brilliant 69)
M Joseph
M Dempsey
M Ralston
F Noonan
F Twellman

VS. CHICAGO FIRE

W, 2-1 October 16, 2004
GK Reis
D Leonard
D John
D Pierce
D Heaps
M Noonan
M Joseph
M Cancela (Dorman 79)
M Ralston
F Dempsey
F Twellman



2004 BOX SCORES

New England Revolution 2 at Los Angeles Galaxy 3

April 3 at The Home Depot Center (Carson, Calif.) Alt: 25,152

Scoring - NE - Heaps (Cancela) 48, Noonan (unassisted) 68

LA - Ruiz (Torres, Herzog) 30, Herzog (Ruiz) 59, Kirovski (Victorine) 69

	Shots	Saves	Fouls	Offside	Corners
NE	13	7	12	3	8
LA	15	3	9	3	4

San Jose Earthquakes 3 at New England Revolution 1

April 17 at Gillette Stadium (Foxborough, Mass.) Alt: 16,203

Scoring - SJ - De Rosario (unassisted) 53, Alvarez (Donovan) 55, Ching (Donovan) 75

NE - Twellman (Moore, Ralston) 49

	Shots	Saves	Fouls	Offside	Corners
SJ	10	6	19	2	7
NE	8	3	16	3	6

New England Revolution 1 at MetroStars 1

April 25 at Giants Stadium (East Rutherford, N.J.) Alt: 8,129

Scoring - NE - Dempsey (Heaps, Moore) 12

MET - Guevara (unassisted) 14

	Shots	Saves	Fouls	Offside	Corners
NE	12	9	15	3	8
MET	21	2	5	4	13

Los Angeles Galaxy 1 at New England Revolution 2

May 1 at Gillette Stadium (Foxborough, Mass.) Alt: 13,811

Scoring - LA - Moreno (unassisted) 94+

NE - Franchino (Twellman, Noonan) 4, Cancela (penalty kick) 71

	Shots	Saves	Fouls	Offside	Corners
LA	8	2	23	4	4
NE	7	5	21	0	13

New England Revolution 0 at Colorado Rapids 0

May 7 at Invesco Field at Mile High (Denver, Colo.) Alt: 7,784

Scoring - NE - None

	Shots	Saves	Fouls	Offside	Corners
NE	9	6	8	6	3
COL	20	3	17	4	11

New England Revolution 0 at Columbus Crew 1

May 15 at Crew Stadium (Columbus, Ohio) Alt: 16,694

Scoring - NE - None

CLB - Buddle (unassisted) 41

	Shots	Saves	Fouls	Offside	Corners
NE	18	5	8	4	3
CLB	13	6	18	5	3

MetroStars 1 at New England Revolution 1

May 22 at Gillette Stadium (Foxborough, Mass.) Alt: 10,108

Scoring - MET - Glen (Liso) 55

NE - Noonan (unassisted) 7

	Shots	Saves	Fouls	Offside	Corners
MET	10	3	14	0	6
NE	10	5	15	3	11

D.C. United 1 at New England Revolution 0

May 29 at Gillette Stadium (Foxborough, Mass.) Alt: 19,314

Scoring - DC - own goal (Kamler) 5

NE - None

	Shots	Saves	Fouls	Offside	Corners
DC	12	1	28	4	4
NE	9	5	12	3	6

New England Revolution 3 at Kansas City Wizards 2

June 2 at Arrowhead Stadium (Kansas City, Mo.) Alt: 8,014

Scoring - NE - Noonan (Ralston) 16, Noonan (unassisted) 86, Noonan (Joseph, Cancela) 90

KC - Wolff (Klein, Burciaga) 33, Arnaud (unassisted) 37

	Shots	Saves	Fouls	Offside	Corners
NE	11	3	16	2	5
KC	21	4	16	4	5

Columbus Crew 2 at New England Revolution 1

June 6 at Gillette Stadium (Foxborough, Mass.) Alt: 7,047

Scoring - CLB - Hejduk (unassisted) 53, Cunningham (penalty kick) 68

NE - Cancela (penalty kick) 62

	Shots	Saves	Fouls	Offside	Corners
CLB	11	5	19	0	5
NE	13	6	14	2	6

New England Revolution 1 at Dallas Burn 3

June 12 at Cotton Bowl (Dallas, Texas) Alt: 6,941

Scoring - NE - Dempsey (Ralston, Cancela) 52

DAL - Kreis (Valakari) 12, Johnson (Davis) 74, Nheleko (Quill, O'Brien) 84

	Shots	Saves	Fouls	Offside	Corners
NE	10	0	9	1	12
DAL	7	6	15	2	5

Kansas City Wizards 3 at New England Revolution 1

June 19 at Gillette Stadium (Foxborough, Mass.) Alt: 10,038

Scoring - KC - Arnaud (unassisted) 41, Taylor (Arnaud, Klein) 70, Taylor (unassisted) 93+

NE - Dempsey (Baker) 74

	Shots	Saves	Fouls	Offside	Corners
KC	13	7	17	3	2
NE	14	5	17	1	7

MetroStars 1 at New England Revolution 2

June 26 at Gillette Stadium (Foxborough, Mass.) Alt: 8,991

Scoring - MET - Guevara (penalty kick) 90

NE - Brilliant (Noonan) 64, Dempsey (Noonan) 67

	Shots	Saves	Fouls	Offside	Corners
MET	20	4	21	5	7
NE	14	10	16	1	5

New England Revolution 0 at Colorado Rapids 1

July 4 at Invesco Field at Mile High (Denver, Colo.) Alt: 41,979

Scoring - NE - None

COL - Delgado (unassisted) 75

	Shots	Saves	Fouls	Offside	Corners
NE	16	4	10	2	6
COL	14	7	13	2	0

New England Revolution 1 at Chicago Fire 1

July 11 at Soldier Field (Chicago, Ill.) Alt: 39,529

Scoring - NE - Ralston (free kick) 50

CHI - Ralph (penalty kick) 49

	Shots	Saves	Fouls	Offside	Corners
NE	13	3	17	4	0
CHI	15	6	18	5	8

Chicago Fire 1 at New England Revolution 3

July 14 at Gillette Stadium (Foxborough, Mass.) Alt: 9,634

Scoring - CHI - Williams (Beasley) 40

NE - Dempsey (Baker, Joseph) 47, Twellman (Dempsey) 51, Twellman (Kamler, Cancela) 67

	Shots	Saves	Fouls	Offside	Corners
CHI	15	2	15	3	5
NE	11	6	12	3	8



New England Revolution 1 at Columbus Crew 1

July 17 at Crew Stadium (Columbus, Ohio)

Att: 13,373

Scoring - NE - Dempsey (Baker, Ralston) 31

CLB - Martino (Cunningham, Marshall) 45

	Shots	Saves	Fouls	Offside	Corners
NE	11	5	15	3	7
CLB	15	3	19	2	2

New England Revolution 2 at San Jose Earthquakes 2

July 24 at Spartan Stadium (San Jose, Calif.)

Att: 9,062

Scoring - NE - Noonan (Baker, Cancela) 25, Cancela (unassisted) 54

SJ - Donovan (Ching, Mulrooney) 91+, Ching (De Rosario, Ekelund) 94+

	Shots	Saves	Fouls	Offside	Corners
NE	8	5	17	3	1
SJ	18	2	17	0	10

Columbus Crew 2 at New England Revolution 2

Aug. 7 at Gillette Stadium (Foxborough, Mass.)

Att: 9,156

Scoring - CLB - Martino (unassisted) 20, Buddle (free kick) 46+

NE - Ralston (penalty kick) 28, Noonan (free kick) 48+

	Shots	Saves	Fouls	Offside	Corners
CLB	8	6	17	2	5
NE	15	2	7	2	7

New England Revolution 3 at Dallas Burn 0

Aug. 11 at Cotton Bowl (Dallas, Texas)

Att: 5,104

Scoring - NE - Noonan (Ralston, Cancela) 3, Twellman (Dorman, Brilliant) 86, Dorman

(Noonan) 94+

DAL - None

	Shots	Saves	Fouls	Offside	Corners
NE	10	7	8	1	4
DAL	17	1	13	0	12

New England Revolution 2 at D.C. United 2

Aug. 14 at RFK Stadium (Washington, D.C.)

Att: 13,298

Scoring - NE - Ralston (Noonan) 38, Dorman (unassisted) 85

DC - Moreno (unassisted) 39, Moreno (Kovalenko) 56

	Shots	Saves	Fouls	Offside	Corners
NE	9	5	9	0	9
DC	15	3	18	3	6

Kansas City Wizards 2 at New England Revolution 1

Aug. 21 at Gillette Stadium (Foxborough, Mass.)

Att: 7,410

Scoring - KC - Wolff (unassisted) 39, Arnaud (Jewsbury, Wolff) 66

NE - Twellman (Noonan, Baker) 11

	Shots	Saves	Fouls	Offside	Corners
KC	8	4	13	7	4
NE	16	3	17	1	3

D.C. United 0 at New England Revolution 0

Aug. 28 at Gillette Stadium (Foxborough, Mass.)

Att: 17,236

Scoring - None

	Shots	Saves	Fouls	Offside	Corners
DC	12	2	16	5	6
NE	6	7	9	1	8

San Jose Earthquakes 1 at New England Revolution 0

Sept. 4 at Gillette Stadium (Foxborough, Mass.)

Att: 25,266

Scoring - SJ - Brown (Russell, Waibel) 48

NE - None

	Shots	Saves	Fouls	Offside	Corners
SJ	10	6	14	5	3
NE	15	3	12	3	7

New England Revolution 2 at MetroStars 3

Sept. 11 at Giants Stadium (East Rutherford, N.J.)

Att: 12,333

Scoring - NE - Noonan (free kick) 5, Twellman (Ralston, Noonan) 14

MET - Magee (penalty kick) 31, Gaven (Taylor, Leitch) 48+, Glen (Wolyniec) 68

	Shots	Saves	Fouls	Offside	Corners
NE	11	6	15	4	6
MET	17	3	14	5	7

Colorado Rapids 1 at New England Revolution 6

Sept. 18 at Gillette Stadium (Foxborough, Mass.)

Att: 7,994

Scoring - COL - Peguero (Henderson) 17

NE - Ralston (Baker) 27, Twellman (unassisted) 28, Ralston (penalty kick) 36, Noonan

(Ralston) 41, Noonan (Kamler) 50, Twellman (Brilliant) 71

	Shots	Saves	Fouls	Offside	Corners
COL	7	7	12	5	2
NE	22	2	9	3	6

New England Revolution 0 at Chicago Fire 2

Sept. 25 at Soldier Field (Chicago, Ill.)

Att: 20,383

Scoring - NE - None

CHI - Herron (Armas, Jaqua) 7, Herron (Armas, Williams) 77

	Shots	Saves	Fouls	Offside	Corners
NE	15	1	17	4	4
CHI	8	8	21	3	6

Dallas Burn 0 at New England Revolution 2

Oct. 2 at Gillette Stadium (Foxborough, Mass.)

Att: 10,141

Scoring - DAL - None

NE - Twellman (Leonard) 42, Ralston (Cancela, Noonan) 47

	Shots	Saves	Fouls	Offside	Corners
DAL	11	7	20	3	9
NE	14	4	19	5	4

New England Revolution 0 at D.C. United 1

Oct. 9 at RFK Stadium (Washington, D.C.)

Att: 19,461

Scoring - NE - None

DC - Gomez (Olsen) 32

	Shots	Saves	Fouls	Offside	Corners
NE	10	2	19	2	4
DC	9	2	18	2	8

Chicago Fire 1 at New England Revolution 2

Oct. 16 at Gillette Stadium (Foxborough, Mass.)

Att: 10,136

Scoring - CHI - Jaqua (Williams) 56

NE - Dempsey (Heaps, Cancela) 55, Ralston (Cancela, Joseph) 58

	Shots	Saves	Fouls	Offside	Corners
CHI	8	4	12	5	6
NE	14	2	12	2	6



2004 PLAYOFFS

EAST. CONF. SEMIS - GM. 1

VS. COLUMBUS CREW

W, 1-0 October 23, 2004

GK Reis
D John
D Pierce
D Heaps
M Leonard
M Joseph
M Dempsey
M Cancela (Dorman 77')
M Ralston
F Noonan
F Twellman

EAST. CONF. SEMIS - GM. 2

@ COLUMBUS CREW

T, 1-1 October 31, 2004

GK Reis
D John
D Pierce
D Heaps
M Leonard
M Joseph
M Dempsey
M Cancela (Dorman 76')
M Ralston
F Noonan
F Twellman

EAST. CONF. CHAMPIONSHIP

@ D.C. UNITED

T, 3-3 November 6, 2004 (L, 5-4 in PKs)

GK Reis
D John
D Pierce
D Heaps
M Leonard
M Joseph
M Dempsey
M Cancela (Dorman 68')
M Ralston
F Noonan
F Twellman

STATISTICS

#	POS	PLAYER	GP	GS	MIN	G	A	PTS	SHT	SOG	BLK	FC	FS	OFF	CK	C	E
14	MID	Steve Ralston	3	3	300	1	2	4	2	2	0	5	4	0	4	0	0
20	FWD	Taylor Twellman	3	3	300	2	0	4	11	5	0	4	11	7	0	0	0
4	DEF	Avery John	3	3	300	1	0	2	2	1	0	8	2	0	0	2	0
11	FWD	Pat Noonan	3	3	300	1	0	2	8	3	0	3	4	2	0	0	0
2	M/F	Clint Dempsey	3	3	300	0	1	1	5	2	0	7	4	0	0	0	0
25	MID	Andy Dorman	3	0	79	0	1	1	2	2	0	0	0	0	1	0	0
22	DEF	Marshall Leonard	3	3	261	0	1	1	2	1	0	2	2	1	0	0	0
7	MID	José Cancela	3	3	221	0	0	0	3	1	0	0	8	0	6	0	0
6	DEF	Jay Heaps	3	3	300	0	0	0	0	0	1	11	5	0	0	1	0
21	M/D	Shalrie Joseph	3	3	300	0	0	0	1	1	0	7	7	0	0	2	0
5	M/D	Brian Kamlir	1	0	39	0	0	0	0	0	0	0	0	0	0	0	0
3	DEF	Rusty Pierce	3	3	300	0	0	0	0	0	0	2	2	0	0	1	0
1	GK	Matt Reis	3	3	300	0	0	0	0	0	0	2	1	0	0	0	0
TEAM TOTALS			3	3	300	5	5	15	36	18	1	51	50	10	11	6	0
OPPONENT TOTALS			3	3	300	4	6	14	37	17	0	52	49	5	18	7	0

GAME-WINNING GOALS: Avery John 1

GAME-WINNING ASSISTS: Steve Ralston 1

PENALTY KICK GOALS/ATTEMPTS: Steve Ralston 1-1

#	POS	GOALKEEPER	GP	GS	MIN	SHT	SV	C/P	GA	GAA	PG	PA	W	L	T	SO
1	GK	Matt Reis	3	3	300	17	12	16	4	1.20	0	2	1	1	1	1
TEAM TOTALS			3	3	300	17	12	16	4	1.20	0	2	1	1	1	1
OPPONENT TOTALS			3	3	300	18	13	8	5	1.50	1	1	1	1	1	0

BOX SCORES

EASTERN CONFERENCE SEMIFINAL SERIES, GAME 1

Columbus Crew 0 at New England Revolution 1

Oct. 23 at Gillette Stadium (Foxborough, Mass.)

Alt: 5,679

Scoring - CLB - None

NE - John (Ralston) 25

	Shots	Saves	Fouls	Offside	Corners
CLB	7	2	16	3	4
NE	6	3	20	1	3

EASTERN CONFERENCE FINAL

New England Revolution 3 at D.C. United 3

(United advances on PKs, 4-3)

Nov. 6 at RFK Stadium (Washington, D.C.)

Alt: 21,201

Scoring - NE - Twellman (Leonard) 17, Ralston (penalty kick) 44, Noonan (Ralston) 85

DC - Eskandarian (Olsen) 11, Moreno (Stewart) 21, Gomez (Stewart, Eskandarian) 67

	Shots	Saves	Fouls	Offside	Corners
NE	18	5	18	5	5
DC	16	7	25	1	9

EASTERN CONFERENCE SEMIFINAL SERIES, GAME 2

New England Revolution 1 at Columbus Crew 1

Oct. 31 at Columbus Crew Stadium (Columbus, Ohio)

Alt: 15,224

Scoring - NE - Twellman (Dorman, Dempsey) 81

CLB - Buddle (Sanneh, Paule) 92+

	Shots	Saves	Fouls	Offside	Corners
NE	12	4	13	4	3
CLB	14	4	11	1	5



2003 RESULTS

DATE	OPPONENT	RESULT	SCORE	NOTES	ATT.	W-L-T	POS.	PTS
04/13/2003	at Chicago Fire	T	1-1	OT	7,143	0-0-1	T2	1
04/19/2003	COLUMBUS CREW	L	1-2		15,827	0-1-1	3	1
04/26/2003	at Dallas Burn	W	2-1		8,543	1-1-1	T3	4
05/03/2003	SAN JOSE EARTHQUAKES	L	0-2		13,722	1-2-1	4	4
05/10/2003	LOS ANGELES GALAXY	W	2-0		11,278	2-2-1	3	7
05/14/2003	at Kansas City Wizards	T	1-1	OT	9,096	2-2-2	3	8
05/17/2003	CHICAGO FIRE	W	3-0		10,086	3-2-2	T2	11
05/24/2003	at Columbus Crew	W	3-2		13,186	4-2-2	2	14
05/31/2003	KANSAS CITY WIZARDS	T	2-2	OT	10,312	4-2-3	2	15
06/14/2003	at Colorado Rapids	L	1-4		15,967	4-3-3	T2	15
06/21/2003	at D.C. United	T	1-1	OT	11,022	4-3-4	3	16
06/28/2003	COLORADO RAPIDS	W	3-2		15,839	5-3-4	3	19
07/04/2003	at Los Angeles Galaxy	T	2-2	OT	27,000	5-3-5	3	20
07/12/2003	NY/NJ METROSTARS	T	3-3	OT	33,652	5-3-6	3	21
07/16/2003	DALLAS BURN	L	1-2		10,361	5-4-6	3	21
07/19/2003	at Chicago Fire	L	1-3		12,345	5-5-6	3	21
07/23/2003	at Columbus Crew	T	1-1	OT	14,632	5-5-7	3	22
07/27/2003	D.C. UNITED	L	2-4		30,912	5-6-7	3	22
08/09/2003	at D.C. United	L	0-1		14,374	5-7-7	4	22
08/16/2003	SAN JOSE EARTHQUAKES	T	1-1	OT	14,877	5-7-8	4	23
08/23/2003	at Los Angeles Galaxy	L	1-2	OT	20,377	5-8-8	5	23
08/30/2003	CHICAGO FIRE	W	5-1		10,846	6-8-8	4	26
09/07/2003	at San Jose Earthquakes	L	1-2		13,510	6-9-8	5	26
09/13/2003	at NY/NJ MetroStars	W	2-1		14,742	7-9-8	5	29
09/18/2003	COLORADO RAPIDS	T	0-0	OT	8,807	7-9-9	5	30
09/28/2003	COLUMBUS CREW	W	3-2	OT	8,594	8-9-9	4	33
10/04/2003	at Dallas Burn	W	4-1		8,917	9-9-9	4	36
10/11/2003	D.C. UNITED	W	1-0	OT	12,006	10-9-9	3	39
10/18/2003	at NY/NJ MetroStars	W	2-1		18,649	11-9-9	T2	42
10/25/2003	NY/NJ METROSTARS	W	5-2		12,492	12-9-9	2	45

MLS CUP PLAYOFFS

DATE	OPPONENT	RESULT	SCORE	NOTES	ATT.	ROUND	GAME
11/01/2003	at NY/NJ MetroStars	W	2-0		10,211	EC Semifinals	1
11/09/2003	NY/NJ METROSTARS	T	1-1		14,823	EC Semifinals	2
11/14/2003	at Chicago Fire	L	0-1	OT	14,610	EC Final	

U.S. OPEN CUP

DATE	OPPONENT	RESULT	SCORE	NOTES	ROUND
08/06/2003	ROCHESTER RHINOS	W	2-1		Fourth Round
08/27/2003	at NY/NJ MetroStars	L	1-2	OT	Quarterfinal

COACH

COACH	W	L	T	PCT.
Steve Nicol	12	9	9	.550



2003 STATISTICS

#	POS	PLAYER	GP	GS	MIN	G	A	PTS	SHT	SOG	BLK	FC	FS	OFF	CK	C	E
20	FWD	Taylor Twellman	22	20	1893	15	4	34	90	47	0	34	57	23	1	2	0
11	FWD	Pat Noonan	28	17	1646	10	7	27	44	24	0	22	37	5	3	0	0
5	MID	Brian Kamler	28	28	2322	6	5	17	37	18	1	27	30	2	4	1	1
9	FWD	Joe-Max Moore	16	13	1187	4	7	15	42	19	0	15	28	5	42	0	1
14	MID	Steve Ralston	26	25	2348	4	7	15	29	15	0	18	24	2	40	1	0
13	M/F	Chris Brown	3	1	138	3	0	6	6	5	0	1	0	0	0	0	0
7	MID	José Cancela	13	12	1142	1	7	9	36	13	0	13	64	0	54	0	0
6	D/M	Jay Heaps	28	28	2579	3	1	7	25	9	2	50	28	1	4	5	1
8	DEF	Joe Franchino	25	25	2355	1	4	6	25	8	0	48	29	0	9	7	0
13	FWD	Wolde Harris	17	9	856	2	2	6	26	13	0	22	20	11	0	0	0
21	MID	Shalrie Joseph	28	27	2466	2	2	6	46	17	0	62	54	1	0	5	0
33	FWD	Dario Fabbro	8	7	511	2	0	4	7	4	0	8	7	7	0	0	0
2	MID	Leo Cullen	26	18	1564	0	2	2	7	2	0	12	12	1	0	1	0
7	MID	Daniel Hernandez	9	4	520	0	2	2	8	2	0	20	10	0	0	0	0
10	MID	Jorge Vazquez	4	2	197	0	1	1	1	0	0	4	9	0	0	0	0
27	FWD	Chris Bagley	3	0	59	0	0	0	0	0	0	1	1	0	0	0	0
24	GK	Adin Brown	25	25	2347	0	0	0	0	0	0	0	1	0	0	0	0
12	DEF	Daouda Kante	16	14	1319	0	0	0	2	2	0	25	3	0	0	5	1
4	FWD	Ibrahim Kante	2	0	65	0	0	0	1	0	0	0	0	2	0	0	0
22	DEF	Marshall Leonard	10	5	550	0	0	0	2	0	1	9	11	0	0	1	0
18	DEF	Carlos Llamasa	24	23	2001	0	0	0	0	0	2	34	22	0	0	9	0
16	MID	Jason Moore	13	1	328	0	0	0	4	2	0	5	9	5	1	1	0
3	DEF	Rusty Pierce	21	21	1878	0	0	0	2	1	1	28	27	0	0	7	1
1	GK	Matt Reis	5	5	460	0	0	0	0	0	0	0	0	0	0	0	0
26	GK	Kyle Singer	1	0	9	0	0	0	0	0	0	0	0	0	0	0	0
Own Goals received			2														
TEAM TOTALS			30	30	2807	55	51	161	440	201	7	458	483	65	158	45	5
OPPONENT TOTALS			30	30	2807	47	48	142	336	159	6	509	427	140	152	50	5

GAME-WINNING GOALS: Taylor Twellman 3, Pat Noonan 3, Brian Kamler 2, Steve Ralston 1, Shalrie Joseph 1, Joe Franchino 1

GAME-WINNING ASSISTS: José Cancela 2, Steve Ralston 1, Pat Noonan 1

PENALTY KICK GOALS/ATTEMPTS: Taylor Twellman 0-1, Steve Ralston 1-1, José Cancela 1-1

#	POS	GOALKEEPER	GP	GS	MIN	SHT	SV	C/P	GA	GAA	PG	PA	W	L	T	SO	OT
21	MID	Shalrie Joseph	1	0	1	0	0	0	0	0.00	0	0	0	0	0	0	0-0-0
26	GK	Kyle Singer	1	0	1	0	0	0	0	0.00	0	0	0	0	0	0	0-0-0
24	GK	Adin Brown	25	25	2347	136	95	115	37	1.42	2	3	11	6	8	4	2-1-8
1	GK	Matt Reis	5	5	458	23	12	30	10	1.97	2	2	1	3	1	0	0-0-1
TEAM TOTALS			30	30	2807	159	107	146	47	1.51	4	5	12	9	9	4	2-1-9
OPPONENT TOTALS			30	30	2807	201	142	121	55	1.76	2	3	9	12	9	3	1-2-9



2003 LINEUPS

@ CHICAGO FIRE

T, 1-1 (OT) April 13, 2003
 GK A. Brown
 D Franchino
 D Heaps
 D Llamosa (D. Kante 63')
 D Pierce
 M Cullen
 M Hernandez (Noonan 92)
 M Kamler
 M Ralston
 F Harris (J.-M. Moore 68')
 F Twellman

VS. COLUMBUS CREW

L, 1-2 April 19, 2003
 GK A. Brown
 D Franchino
 D Heaps
 D D. Kante
 D Pierce
 M Cullen
 M Hernandez (Joseph 46')
 M Kamler
 M Ralston
 F Harris (J. Moore 80')
 F Twellman

@ DALLAS BURN

W, 2-1 April 26, 2003
 GK A. Brown
 D Franchino
 D Heaps
 D D. Kante
 D Pierce
 M Cullen
 M Joseph
 M Kamler
 M Ralston
 F J.-M. Moore
 F Twellman (Harris 89')

VS. SAN JOSE EARTHQUAKES

L, 0-2 May 3, 2003
 GK A. Brown
 D Franchino
 D Heaps
 D Llamosa (Harris 83')
 D Pierce
 M Cullen (Hernandez 64')
 M Joseph
 M Kamler
 M Ralston
 F J.-M. Moore
 F Twellman

VS. LOS ANGELES GALAXY

W, 2-0 May 10, 2003
 GK A. Brown
 D Franchino
 D Heaps
 D Llamosa
 D Pierce
 M Cullen (Hernandez 58')
 M Joseph
 M Kamler
 M Ralston
 F J.-M. Moore (Harris 75')
 F Twellman

@ KANSAS CITY WIZARDS

T, 1-1 (OT) May 14, 2003
 GK A. Brown
 D Franchino
 D Heaps
 D Llamosa (Harris 74')
 D Pierce
 M Cullen (Hernandez 53')
 M Joseph
 M Kamler (Noonan 68')
 M Ralston
 F J.-M. Moore
 F Twellman

VS. CHICAGO FIRE

W, 3-2 May 17, 2003
 GK A. Brown
 D Franchino
 D Heaps
 D Llamosa
 D Pierce (D. Kante 32')
 M Hernandez
 M Joseph
 M Kamler
 M Ralston (Noonan 78')
 F J.-M. Moore (Harris 46')
 F Twellman

@ COLUMBUS CREW

W, 3-2 May 24, 2003
 GK A. Brown
 D Franchino
 D Heaps
 D Llamosa
 D D. Kante
 M Cullen
 M Joseph (Hernandez 45')
 M Kamler
 M Ralston
 F Harris (Noonan 66')
 F Twellman

VS. KANSAS CITY WIZARDS

T, 2-2 (OT) May 31, 2003
 GK A. Brown
 D Franchino
 D Heaps
 D Llamosa
 D D. Kante
 M Cullen
 M Hernandez
 M Kamler
 M Ralston
 F Noonan (Harris 78')
 F Twellman

@ COLORADO RAPIDS

L, 1-4 June 14, 2003
 GK A. Brown
 D Franchino
 D Heaps
 D Llamosa (Hernandez 46')
 D Pierce
 M Cullen (J. Moore 46')
 M Joseph
 M Noonan
 M Ralston
 F J.-M. Moore
 F Harris

@ D.C. UNITED

T, 1-1 (OT) June 21, 2003
 GK A. Brown
 D Franchino
 D Heaps
 D Llamosa
 D Pierce
 M Cullen
 M Joseph
 M Kamler (J. Moore 78')
 M Ralston
 F J.-M. Moore (Noonan 63')
 F Harris

VS. COLORADO RAPIDS

W, 3-2 June 28, 2003
 GK A. Brown
 D Franchino
 D Heaps
 D Llamosa
 D Pierce
 M Cullen (Vazquez 57')
 M Joseph
 M Kamler (J. Moore 79')
 M Ralston
 F Noonan (Twellman 62')
 F Harris

@ LOS ANGELES GALAXY

T, 2-2 (OT) July 4, 2003
 GK A. Brown
 D Franchino
 D Heaps
 D Llamosa
 D Pierce
 M Cullen
 M Joseph
 M Kamler (J. Moore 75')
 M Ralston
 F Harris (Twellman 38')
 F Noonan (J.-M. Moore 69')

VS. METROSTARS

T, 3-3 (OT) July 12, 2003
 GK A. Brown
 D Franchino
 D Heaps
 D Llamosa
 D D. Kante
 M Cullen
 M Joseph
 M Kamler (J. Moore 70')
 M Noonan (Leonard 81')
 F J.-M. Moore
 F Twellman

VS. DALLAS BURN

L, 1-2 July 16, 2003
 GK A. Brown
 D Franchino
 D Heaps
 D Llamosa
 D D. Kante
 M Cullen (Vazquez 29')
 M Joseph (Leonard 84')
 M Kamler
 M Noonan (J. Moore 69')
 F J.-M. Moore
 F Twellman

@ CHICAGO FIRE

L, 1-2 July 19, 2003
 GK Reiss
 D Kamler
 D Heaps
 D Joseph (Singer 81')
 D D. Kante
 M Vazquez (I. Kante 46')
 M J. Moore (Leonard 64')
 M Noonan (Harris 46')
 M Cullen
 F J.-M. Moore
 F Twellman

@ COLUMBUS CREW

T, 1-1 (OT) July 23, 2003
 GK Reiss
 D Heaps
 D D. Kante
 D Llamosa
 D Franchino
 M Noonan
 M Joseph (Cullen 90')
 M Vazquez (Cancela 58')
 M Kamler
 F J.-M. Moore
 F Twellman

VS. D.C. UNITED

L, 2-4 July 27, 2003
 GK Reiss
 D Heaps
 D D. Kante
 D Cullen
 D Franchino
 M Noonan (Ralston 67')
 M Joseph
 M Cancela (Harris 76')
 M Kamler
 F J.-M. Moore
 F Twellman

@ D.C. UNITED

L, 0-1 August 9, 2003
 GK Reiss
 D Franchino
 D Pierce
 D Llamosa
 D Heaps
 M Kamler
 M Cancela
 M Ralston
 F Harris (Noonan 65')
 F Twellman

VS. SAN JOSE EARTHQUAKES

T, 1-1 (OT) August 16, 2003
 GK A. Brown
 D Franchino
 D Pierce
 D Llamosa (J. Moore 71')
 D Cullen
 M Kamler
 M Cancela
 M Joseph
 M Ralston
 F Harris (Noonan 84')
 F Twellman

@ LOS ANGELES GALAXY

L, 1-2 (OT) August 23, 2003
 GK A. Brown
 D Franchino
 D Pierce
 D Llamosa
 D Heaps
 M Kamler (J. Moore 87')
 M Cancela
 M Joseph
 M Ralston
 F Fabbro (C. Brown 75')
 F Twellman (Noonan 29')

VS. CHICAGO FIRE

W, 5-1 August 30, 2003
 GK A. Brown
 D Leonard
 D Pierce
 D Llamosa
 D Heaps
 M Kamler
 M Cancela
 M Joseph
 M Ralston
 F C. Brown (Cullen 74')
 F Fabbro (Noonan 59')

@ SAN JOSE EARTHQUAKES

L, 1-2 Sept. 7, 2003
 GK A. Brown
 D Franchino
 D Pierce
 D Llamosa
 D Heaps
 M Kamler (Leonard 72')
 M Cancela
 M Joseph
 M Ralston
 F Fabbro (J.-M. Moore 60')
 F Noonan

@ METROSTARS

W, 2-1 Sept. 13, 2003
 GK A. Brown
 D Franchino
 D D. Kante
 D Llamosa
 D Heaps
 M Kamler
 M Cancela
 M Joseph
 M Ralston
 F Fabbro (Cullen 61')
 F Noonan

VS. COLORADO RAPIDS

T, 0-0 (OT) Sept. 18, 2003
 GK A. Brown
 D Franchino
 D Pierce
 D Llamosa (Leonard 71')
 D Heaps
 M Kamler
 M Cancela
 M Joseph
 M Ralston
 F Fabbro
 F Noonan

VS. COLUMBUS CREW

W, 3-2 (OT) Sept. 28, 2003
 GK A. Brown
 D Franchino
 D D. Kante (C. Brown 56')
 D Llamosa (Cullen 82')
 D Heaps
 M Noonan (J. Moore 74')
 M Cancela
 M Joseph
 M Ralston
 F J.-M. Moore
 F Twellman

@ DALLAS BURN

W, 4-1 Oct. 4, 2003
 GK A. Brown
 D Leonard
 D D. Kante
 D Pierce
 D Heaps
 M Kamler (J. Moore 57')
 M Cancela
 M Joseph
 M Ralston
 F Noonan
 F Twellman (Fabbro 78')

VS. D.C. UNITED

W, 1-0 (OT) Oct. 11, 2003
 GK A. Brown
 D Leonard
 D D. Kante
 D Pierce
 D Heaps
 M Kamler (J. Moore 78')
 M Cancela (Cullen 89')
 M Joseph
 M Ralston
 F Noonan (Bagley 61')
 F Fabbro

@ METROSTARS

W, 5-2 Oct. 18, 2003
 GK Reiss
 D Leonard
 D D. Kante (Llamosa 76')
 D Pierce
 D Heaps
 M Kamler
 M Cullen
 M Joseph
 M Ralston
 F Noonan
 F Fabbro (Bagley 81')

VS. METROSTARS

W, 5-2 Oct. 25, 2003
 GK Reiss
 D Franchino
 D Llamosa
 D Pierce
 D Leonard
 M Kamler
 M Joseph (Cullen 73')
 M Cancela
 M Ralston
 F Noonan (L. Kante 70')
 F Fabbro (Bagley 71')



2003 BOX SCORES

New England Revolution 1 at Chicago Fire 1 (20T)

April 13 at Cardinal Stadium (Naperville, Ill.)

Att: 7,143

Scoring - NE - Twellman (Harris) 41

CHI - Beasley (unassisted) 35

	Shots	Saves	Fouls	Offside	Corners
NE	18	3	24	2	4
CHI	17	7	17	5	7

Columbus Crew 2 at New England Revolution 1

April 19 at Gillette Stadium (Foxborough, Mass.)

Att: 15,827

Scoring - CLB - Denton (McBride) 12, McBride (Cunningham) 53

NE - Ralston (Noonan) 86

	Shots	Saves	Fouls	Offside	Corners
CLB	10	3	18	6	2
NE	11	3	12	0	2

New England Revolution 2 at Dallas Burn 1

April 26 at Dragon Stadium (Southlake, Texas)

Att: 8,543

Scoring - NE - Moore (Cullen) 12, Twellman (Ralston) 84

DAL - Kreis (Davis) 72

	Shots	Saves	Fouls	Offside	Corners
NE	15	6	16	3	4
DAL	11	7	12	7	9

San Jose Earthquakes 2 at New England Revolution 0

May 3 at Gillette Stadium (Foxborough, Mass.)

Att: 13,722

Scoring - SJ - own goal (Llamosa) 42, Ching (Mullan) 56

NE - None

	Shots	Saves	Fouls	Offside	Corners
SJ	9	4	15	1	8
NE	12	1	18	1	4

Los Angeles Galaxy 0 at New England Revolution 2

May 10 at Gillette Stadium (Foxborough, Mass.)

Att: 11,278

Scoring - LA - None

NE - Kamler (unassisted) 59, Twellman (Hernandez, Moore) 66

	Shots	Saves	Fouls	Offside	Corners
LA	9	6	14	2	3
NE	17	3	15	3	7

New England Revolution 1 at Kansas City Wizards 1 (20T)

May 14 at Arrowhead Stadium (Kansas City, Mo.)

Att: 9,096

Scoring - NE - Twellman (Moore) 91+

KC - Simutenkov (Preki) 69

	Shots	Saves	Fouls	Offside	Corners
NE	19	5	12	0	4
KC	17	4	14	3	1

Chicago Fire 0 at New England Revolution 3

May 17 at Gillette Stadium (Foxborough, Mass.)

Att: 10,086

Scoring - CHI - None

NE - Twellman (unassisted) 18, Heaps (Franchino) 49, Ralston (Joseph, Harris) 56

	Shots	Saves	Fouls	Offside	Corners
CHI	12	7	15	4	5
NE	18	7	20	1	5

New England Revolution 3 at Columbus Crew 2

May 24 at Columbus Crew Stadium (Columbus, Ohio)

Att: 13,186

Scoring - NE - Kamler (unassisted) 36, Kamler (Noonan) 70, Twellman (Noonan) 89

CLB - Paule (Martino, McBride) 40, Dunseth (Cunningham, Paule) 76

	Shots	Saves	Fouls	Offside	Corners
NE	11	4	16	1	3
CLB	15	2	7	10	8

Kansas City Wizards 2 at New England Revolution 2 (20T)

May 31 at Gillette Stadium (Foxborough, Mass.)

Att: 10,312

Scoring - KC - Preki (Klein, Quill) 72, Preki (unassisted) 83

NE - own goal (Conrad) 44, Kamler (Ralston) 63

	Shots	Saves	Fouls	Offside	Corners
KC	22	2	7	7	3
NE	10	8	14	4	3

New England Revolution 1 at Colorado Rapids 4

June 14 at Invesco Field at Mile High (Denver, Colo.)

Att: 15,967

Scoring - NE - Harris (Hernandez, Noonan) 81

COL - Trembley (Spencer) 9, Spencer (Chung) 21, Chung (Henderson) 39, Carrieri (Kingsley, Schmidt) 69

	Shots	Saves	Fouls	Offside	Corners
NE	17	6	6	3	6
COL	16	5	18	7	3

New England Revolution 1 at D.C. United 1 (20T)

June 21 at RFK Stadium (Washington, D.C.)

Att: 11,022

Scoring - NE - Kamler (Franchino) 24

DC - Stoltchkov (Ivanov, Etcheverry) 31

	Shots	Saves	Fouls	Offside	Corners
NE	18	3	30	6	3
DC	10	6	22	4	6

Colorado Rapids 2 at New England Revolution 3

June 28 at Gillette Stadium (Foxborough, Mass.)

Att: 15,839

Scoring - COL - Chung (Beckerman) 34, Spencer (Kingsley) 66

NE - Harris (Noonan, Cullen) 7, Twellman (Vazquez) 80, own goal (Hart) 84

	Shots	Saves	Fouls	Offside	Corners
COL	9	5	19	5	7
NE	9	4	14	5	3

New England Revolution 2 at Los Angeles Galaxy 2 (20T)

July 4 at The Home Depot Center (Carson, Calif.)

Att: 27,000

Scoring - NE - Twellman (Ralston) 52, Heaps (Twellman) 54

LA - Ruiz (penalty kick) 28, Moreno (Ruiz, Albright) 60

	Shots	Saves	Fouls	Offside	Corners
NE	15	2	17	2	3
LA	11	5	22	7	6

MetroStars 3 at New England Revolution 3 (20T)

July 12 at Gillette Stadium (Foxborough, Mass.)

Att: 33,652

Scoring - MET - Wolyniec (Lisi) 66, own goal (D. Kante) 73, Clark (Lisi, Guevara) 76

NE - Twellman (Moore) 7, Moore (Twellman) 36, Noonan (Moore, Twellman) 50

	Shots	Saves	Fouls	Offside	Corners
MET	12	11	21	4	4
NE	20	5	15	1	9

Dallas Burn 2 at New England Revolution 1

July 16 at Gillette Stadium (Foxborough, Mass.)

Att: 10,361

Scoring - DAL - Carrillos (unassisted) 4, Thomas (Davis, Kreis) 13

NE - Moore (Franchino) 44

	Shots	Saves	Fouls	Offside	Corners
DAL	7	11	28	7	1
NE	21	3	7	1	8

New England Revolution 1 at Chicago Fire 3

July 19 at Cardinal Stadium (Naperville, Ill.)

Att: 12,345

Scoring - NE - Twellman (unassisted) 92+

CHI - Gray (Ralph) 8, Mapp (Ralph) 34, Ralph (penalty kick) 51

	Shots	Saves	Fouls	Offside	Corners
NE	9	3	19	3	4
CHI	13	2	18	5	3



New England Revolution 1 at Columbus Crew 1 (20T)

July 23 at Columbus Crew Stadium (Columbus, Ohio)

Att: 14,632

Scoring - NE - Noonan (Twellman, Franchino) 55

CLB - Matteo (unassisted) 33

	Shots	Saves	Fouls	Offside	Corners
NE	8	0	23	2	3
CLB	9	5	15	8	3

D.C. United 4 at New England Revolution 2

July 27 at Gillette Stadium (Foxborough, Mass.)

Att: 30,912

Scoring - DC - Quintanilla (Etcheverry, Curtis) 83, Quintanilla (penalty kick) 91+,

Kovalenko (Eskandarian) 93+, Eskandarian (Quintanilla) 93+

NE - Twellman (Moore) 26, Twellman (Moore, Cancela) 31

	Shots	Saves	Fouls	Offside	Corners
DC	14	6	22	2	6
NE	13	3	11	3	4

New England Revolution 0 at D.C. United 1

Aug. 9 at RFK Stadium (Washington, D.C.)

Att: 14,374

Scoring - NE - None

DC - Kovalenko (unassisted) 92+

	Shots	Saves	Fouls	Offside	Corners
NE	16	4	12	0	7
DC	9	5	14	5	6

San Jose Earthquakes 1 at New England Revolution 1 (20T)

Aug. 16 at Gillette Stadium (Foxborough, Mass.)

Att: 14,877

Scoring - SJ - Ekelund (unassisted) 23

NE - Twellman (Kamler) 52

	Shots	Saves	Fouls	Offside	Corners
SJ	6	5	15	6	5
NE	16	0	14	4	12

New England Revolution 1 at Los Angeles Galaxy 2 (20T)

Aug. 23 at The Home Depot Center (Carson, Calif.)

Att: 20,377

Scoring - NE - Cancela (penalty kick) 86

LA - Ruiz (Jones) 22, Ruiz (Myung-Bo) 98

	Shots	Saves	Fouls	Offside	Corners
NE	15	3	18	3	6
LA	12	3	23	4	4

Chicago Fire 1 at New England Revolution 5

Aug. 30 at Gillette Stadium (Foxborough, Mass.)

Att: 10,846

Scoring - CHI - Williams (Razov) 14

NE - C. Brown (Ralston) 6, Kamler (unassisted) 44, C. Brown (Kamler, Cancela) 63, C.

Brown (Noonan, Heaps) 66, Heaps (Cancela) 88

	Shots	Saves	Fouls	Offside	Corners
CHI	6	3	22	7	7
NE	12	3	11	3	5

New England Revolution 1 at San Jose Earthquakes 2

Sept. 7 at Spartan Stadium (San Jose, Calif.)

Att: 13,510

Scoring - NE - Noonan (Ralston) 41

SJ - De Rosario (Mullan, Agoos) 42, Donovan (Ekelund) 52

	Shots	Saves	Fouls	Offside	Corners
NE	9	4	10	0	5
SJ	13	1	22	3	6

New England Revolution 2 at MetroStars 1

Sept. 13 at Giants Stadium (East Rutherford, N.J.)

Att: 14,742

Scoring - NE - Noonan (unassisted) 11, Noonan (Cancela) 72

MET - Jolley (Pope, Magee) 81

	Shots	Saves	Fouls	Offside	Corners
NE	15	2	18	1	6
MET	12	2	14	6	7

Colorado Rapids 0 at New England Revolution 0 (20T)

Sept. 18 at Gillette Stadium (Foxborough, Mass.)

Att: 8,807

Scoring - None

	Shots	Saves	Fouls	Offside	Corners
COL	6	5	16	3	0
NE	19	3	14	0	7

Columbus Crew 2 at New England Revolution 3 (20T)

Sept. 28 at Gillette Stadium (Foxborough, Mass.)

Att: 8,594

Scoring - CLB - Martino (Buddle, Paule) 41, Denton (unassisted) 72

NE - Moore (unassisted) 78, Joseph (Moore) 81, Franchino (unassisted) 97

	Shots	Saves	Fouls	Offside	Corners
CLB	5	7	28	2	3
NE	20	1	18	1	8

New England Revolution 4 at Dallas Burn 1

Oct. 4 at Dragon Stadium (Southlake, Texas)

Att: 8,917

Scoring - NE - Twellman (Kamler) 44, Joseph (Cancela) 53, Twellman (Noonan,

Cancela) 60, Noonan (unassisted) 75

DAL - Pareja (Curtis, Deering) 20

	Shots	Saves	Fouls	Offside	Corners
NE	10	6	12	4	4
DAL	15	1	11	4	8

D.C. United 0 at New England Revolution 1 (OT)

Oct. 11 at Gillette Stadium (Foxborough, Mass.)

Att: 12,006

Scoring - DC - None

NE - Ralston (penalty kick) 92

	Shots	Saves	Fouls	Offside	Corners
DC	8	6	11	2	11
NE	14	4	11	4	10

New England Revolution 2 at MetroStars 1

Oct. 18 at Giants Stadium (East Rutherford, N.J.)

Att: 18,649

Scoring - NE - Fabbro (unassisted) 15, Noonan (unassisted) 37

MET - Juskowiak (Lisi, Clark) 75

	Shots	Saves	Fouls	Offside	Corners
NE	14	2	18	0	3
MET	7	3	11	2	4

MetroStars 2 at New England Revolution 5

Oct. 25 at Gillette Stadium (Foxborough, Mass.)

Att: 12,492

Scoring - MET - Lisi (penalty kick) 58, LeBlanc (Lisi) 69

NE - Noonan (Ralston) 41, Fabbro (Ralston, Kamler) 45, Noonan (unassisted) 51,

Ralston (unassisted) 65, Noonan (Kamler, Cancela) 68

	Shots	Saves	Fouls	Offside	Corners
MET	14	3	18	2	6
NE	19	6	13	4	6



2003 PLAYOFFS

EAST. CONF. SEMIS - GM. 1

@ METROSTARS

W, 2-0 November 1, 2003

GK A. Brown

D Heaps

D Leonard

D Llamasa

D Pierce

M Cancela

M Joseph

M Kamler (Moore 49')

M Ralston

F Fabbro (Cullen 76')

F Noonan

EAST. CONF. SEMIS - GM. 2

VS. METROSTARS

T, 1-1 November 9, 2003

GK A. Brown

D Heaps

D Leonard

D Llamasa

D Pierce

M Cancela

M Joseph

M Moore (Bagley 87')

M Ralston

F Fabbro (Cullen 65')

F Noonan

EAST. CONF. CHAMPIONSHIP

@ CHICAGO FIRE

L, 0-1 (OT) November 14, 2003

GK A. Brown

D Heaps

D Leonard

D Llamasa

D Pierce

M Cancela

M Joseph

M Kamler (Moore 89')

M Ralston

F Fabbro

F Noonan

STATISTICS

#	POS	PLAYER	GP	GS	MIN	G	A	PTS	SHT	SOG	BLK	FC	FS	OFF	CK	C	E
11	FWD	Pat Noonan	3	3	281	2	0	4	10	5	0	7	1	1	0	0	0
7	MID	Jose Cancela	3	3	281	0	3	3	4	2	0	1	14	2	8	0	0
33	FWD	Dario Fabbro	3	3	242	1	1	3	2	1	0	11	3	3	0	0	0
6	D/M	Jay Heaps	3	3	281	0	1	1	1	0	1	10	5	0	0	2	0
27	FWD	Chris Bagley	1	0	3	0	0	0	0	0	0	1	0	0	0	0	0
24	GK	Adin Brown	3	3	281	0	0	0	0	0	0	0	1	0	0	0	0
2	MID	Leo Cullen	2	0	39	0	0	0	0	0	0	0	0	0	0	0	0
21	MID	Shalrie Joseph	3	3	281	0	0	0	4	2	0	10	10	0	0	1	0
5	MID	Brian Kamler	2	2	138	0	0	0	0	0	0	2	2	0	0	0	0
22	DEF	Marshall Leonard	3	3	281	0	0	0	1	0	0	8	2	0	0	1	0
18	DEF	Carlos Llamasa	3	3	281	0	0	0	1	0	0	4	3	0	0	2	0
16	MID	Jason Moore	3	1	140	0	0	0	1	1	0	6	6	2	0	1	0
3	DEF	Rusty Pierce	3	3	281	0	0	0	0	0	1	3	1	0	0	1	0
14	MID	Steve Ralston	3	3	281	0	0	0	0	0	0	4	3	1	0	1	0
TEAM TOTALS			3	3	281	3	5	11	24	11	2	67	51	9	8	9	0
OPPONENT TOTALS			3	3	281	2	2	6	51	21	0	55	64	12	28	7	0

GAME-WINNING GOALS: Dario Fabbro 1

GAME-WINNING ASSISTS: Jay Heaps 1, José Cancela 1

PENALTY KICK GOALS/ATTEMPTS: None

#	POS	GOALKEEPER	GP	GS	MIN	SHT	SV	C/P	GA	GAA	PG	PA	W	L	T	SO
24	GK	Adin Brown	3	3	281	21	17	10	2	0.64	1	1	1	1	1	1
TEAM TOTALS			3	3	281	21	17	10	2	0.64	1	1	1	1	1	1
OPPONENT TOTALS			3	3	281	11	8	9	3	0.96	0	0	1	1	1	1

BOX SCORES

EASTERN CONFERENCE SEMIFINALS, GAME 1

New England Revolution 2 at MetroStars 0

Nov. 1 at Giants Stadium (East Rutherford, N.J.)

Alt: 10,211

Scoring - NE - Fabbro (Heaps, Cancela) 17', Noonan (Fabbro, Cancela) 65'

MET - None

	Shots	Saves	Fouls	Offside	Corners
NE	6	8	28	4	1
MET	20	2	11	2	9

EASTERN CONFERENCE FINAL

New England Revolution 0 at Chicago Fire 1 (OT)

Nov. 14 at Soldier Field (Chicago, Ill.)

Alt: 14,610

Scoring - NE - None

CHI - Armas (Ralph, Mapp) 101'

	Shots	Saves	Fouls	Offside	Corners
NE	7	7	24	1	3
CHI	20	2	19	7	14

EASTERN CONFERENCE SEMIFINALS, GAME 2

MetroStars 1 at New England Revolution 1

Nov. 9 at Gillette Stadium (Foxborough, Mass.)

Alt: 14,823

Scoring - MET - Guevara (penalty kick) 46+

NE - Noonan (Cancela) 21'

	Shots	Saves	Fouls	Offside	Corners
MET	11	4	25	3	5
NE	11	2	15	4	4



2002 RESULTS

DATE	OPPONENT	RESULT	SCORE	NOTES	ATT.	W-L-T	POS.	PTS
03/23/2002	at MetroStars	L	1-3		13,234	0-1-0	T3	0
04/06/2002	at San Jose Earthquakes	L	1-2		10,104	0-2-0	5	0
04/20/2002	at Columbus Crew	W	2-0		13,493	1-2-0	T4	3
04/27/2002	at Chicago Fire	T	2-2	OT	9,444	1-2-1	5	4
05/11/2002	DALLAS BURN	W	2-0		22,006	2-2-1	3	7
05/19/2002	CHICAGO FIRE	L	1-3		36,778	2-3-1	5	7
05/22/2002	at Colorado Rapids	L	2-5		8,002	2-4-1	5	7
05/25/2002	LOS ANGELES GALAXY	W	3-2		15,146	3-4-1	T4	10
06/01/2002	SAN JOSE EARTHQUAKES	L	0-2		21,539	3-5-1	T4	10
06/08/2002	at D.C. United	L	2-3		12,988	3-6-1	5	10
06/12/2002	COLUMBUS CREW	L	1-2	OT	7,701	3-7-1	5	10
06/15/2002	at Colorado Rapids	W	2-1		15,125	4-7-1	T4	13
06/22/2002	at Kansas City Wizards	L	2-3		8,288	4-8-1	5	13
06/29/2002	METROSTARS	L	0-2		16,958	4-9-1	5	13
07/04/2002	COLUMBUS CREW	W	4-1		10,903	5-9-1	5	16
07/06/2002	D.C. United	W	2-0		9,747	6-9-1	T2	19
07/13/2002	KANSAS CITY WIZARDS	L	2-4		17,138	6-10-1	T4	19
07/20/2002	at MetroStars	L	3-4		13,837	6-11-1	5	19
07/24/2002	COLORADO RAPIDS	L	2-3		14,548	6-12-1	5	19
07/27/2002	at D.C. United	W	1-0		24,240	7-12-1	4	22
08/10/2002	at Los Angeles Galaxy	L	1-2		15,137	7-13-1	T4	22
08/18/2002	CHICAGO FIRE	L	0-2		15,336	7-14-1	5	22
08/24/2002	at Chicago Fire	W	2-1		15,887	8-14-1	4	25
08/28/2002	COLORADO RAPIDS	W	3-1		13,210	9-14-1	4	28
08/31/2002	at Columbus Crew	T	0-0	OT	24,422	9-14-2	4	29
09/07/2002	D.C. UNITED	W	3-0		15,748	10-14-2	4	32
09/14/2002	at Dallas Burn	W	2-1		17,652	11-14-2	T2	35
09/21/2002	METROSTARS	W	3-0		20,215	12-14-2	T1	38

MLS CUP PLAYOFFS

DATE	OPPONENT	RESULT	SCORE	NOTES	ATT.	ROUND	GAME
09/26/2002	CHICAGO FIRE	W	2-0		6,306	EC Semifinals	1
09/29/2002	at Chicago Fire	L	1-2		9,434	EC Semifinals	2
10/02/2002	CHICAGO FIRE	W	2-0		6,954	EC Semifinals	3
10/06/2002	COLUMBUS CREW	T	0-0	OT	11,387	EC Final	1
10/09/2002	at Columbus Crew	W	1-0		10,245	EC Final	2
10/12/2002	COLUMBUS CREW	T	2-2	OT	9,216	EC Final	3
10/20/2002	vs. LOS ANGELES GALAXY	L	0-1	OT	61,316	MLS Cup	

COACHES

COACHES	W	L	T	PCT.
Fernando Clavijo	2	4	1	.357
Steve Nicol	10	10	1	.500
TOTALS	12	14	2	.464



2002 STATISTICS

#	POS	PLAYER	GP	GS	MIN	G	A	PTS	SHT	SOG	BLK	FC	FS	OFF	CK	C	E
20	FWD	Taylor Twellman	28	26	2418	23	6	52	92	58	0	55	87	14	0	2	0
14	MID	Steve Ralston	27	27	2460	5	19	29	27	13	1	15	42	3	69	6	0
8	MID	Brian Kamler	16	13	1099	2	5	9	14	4	0	16	12	2	23	0	1
6	MID	Jay Heaps	27	26	2389	2	6	10	23	13	0	46	34	1	0	7	0
7	MID	Daniel Hernandez	19	16	1492	3	1	7	23	9	1	32	23	1	4	3	1
13	FWD	Wolde Harris	22	11	1117	4	0	8	41	24	0	24	27	10	0	1	0
17	FWD	Diego Serna	5	2	248	1	1	3	12	6	0	7	10	2	1	1	0
16	DEF	Joe Franchino	23	23	2015	1	5	7	16	4	2	45	30	0	1	9	0
2	DEF	Leo Cullen	28	27	2444	2	2	6	10	6	4	24	13	0	0	1	0
10	MID	Alex Pineda Chacon	20	9	1014	2	2	6	20	9	0	11	10	2	9	0	0
25	MID	Winston Griffiths	8	6	428	0	2	2	7	2	0	13	7	0	8	0	0
13	MID	Jim Rooney	20	20	1715	1	2	4	19	5	2	32	13	0	8	4	1
9	FWD	Mamadou Diallo	7	7	488	1	1	3	30	19	0	9	23	20	0	0	0
4	FWD	Ian Fuller	11	5	446	0	3	3	5	2	0	16	14	5	0	0	0
5	DEF	Ted Chronopoulos	5	5	415	0	2	2	2	1	0	5	6	3	12	2	0
12	DEF	Daouda Kante	8	8	729	1	0	2	1	1	0	15	4	0	0	2	0
7	FWD	Andy Williams	5	2	275	0	2	2	8	3	0	7	12	0	6	1	0
28	DEF	John Wilson	1	0	16	1	0	2	1	1	0	1	0	0	0	1	0
17	MID	Braeden Cloutier	11	7	608	0	1	1	6	1	1	16	6	0	1	1	0
3	DEF	Carlos Llamasa	14	13	1056	0	1	1	1	0	4	28	12	0	0	3	0
21	DEF	Carlos Semedo	9	8	631	0	1	1	1	0	0	16	8	0	0	1	0
4	MID	Shaker Asad	6	1	140	0	0	0	3	2	1	2	2	1	2	1	0
24	GK	Adin Brown	16	16	1460	0	0	0	0	0	0	1	1	0	0	0	0
19	DEF	Nick Downing	12	5	667	0	0	0	1	1	0	5	4	0	1	0	0
19	DEF	Rusty Pierce	14	13	1161	0	0	0	5	0	1	22	22	0	0	4	0
1	GK	Juergen Sommer	12	12	1090	0	0	0	0	0	0	0	3	0	0	0	0
TEAM TOTALS			28	28	2550	49	62	160	368	184	17	463	425	64	145	50	3
OPPONENT TOTALS			28	28	2550	49	70	168	382	189	7	444	444	124	148	52	4

GAME-WINNING GOALS: Taylor Twellman 5, Brian Kamler 2, Diego Serna 1, Steve Ralston 1, Daouda Kante 1, Daniel Hernandez 1, Jay Heaps 1

GAME-WINNING ASSISTS: Steve Ralston 5, Brian Kamler 2, Ian Fuller 2, Taylor Twellman 1, Jim Rooney 1, Alex Pineda Chacon 1, Joe Franchino 1, Mamadou Diallo 1

PENALTY KICK GOALS/ATTEMPTS: Taylor Twellman 3-3, Wolde Harris 0-1

#	POS	GOALKEEPER	GP	GS	MIN	SHT	SV	C/P	GA	GAA	PG	PA	W	L	T	SO	OT
24	GK	Adin Brown	16	16	1460	102	72	54	20	1.23	2	3	9	6	1	5	0-1-1
1	GK	Juergen Sommer	12	12	1090	87	53	38	29	2.39	1	1	3	8	1	2	0-0-1
TEAM TOTALS			28	28	2550	189	125	92	49	1.73	3	4	12	14	2	7	0-1-2
OPPONENT TOTALS			28	28	2550	184	128	115	49	1.73	3	4	14	12	2	4	1-0-2



2002 LINEUPS

@ METROSTARS

L, 1-3 March 23, 2002
GK Sommer
D Cullen
D Llamasa
D Pierce
D Heaps
M Franchino
M Ralston
M Rooney
M Williams
F Pineda Chacon (Twellman 67)
F Diallo

VS. CHICAGO FIRE

L, 1-3 May 19, 2002
GK Sommer
D Cullen
D Pierce
D Heaps
M Semedo
M Cloutier (Asad 76)
M Ralston
M Rooney (Williams 58)
M Pineda Chacon
F Twellman
F Diallo (Harris 70)

VS. COLUMBUS CREW

L, 1-2 (OT) June 12, 2002
GK Brown
D Cullen
D Franchino
D Heaps
M Semedo (Pineda Chacon 45)
M Hernandez
M Kamler
M Ralston
M Rooney
F Serna
F Twellman

VS. D.C. UNITED

W, 2-0 July 6, 2002
GK Brown
D Franchino
D Heaps
D Llamasa
D Pierce
M Cullen
M Kamler
M Ralston
M Rooney (Hernandez 78)
F Fuller (Harris 45)
F Twellman

@ LOS ANGELES GALAXY

L, 1-2 August 10, 2002
GK Brown
D Franchino
D Downing
D Kante (Harris 91+)
D Llamasa
M Cloutier
M Griffiths (Asad 82)
M Ralston
M Rooney (Hernandez 60)
F Pineda Chacon
F Twellman

VS. D.C. UNITED

W, 3-0 September 7, 2002
GK Brown
D Franchino
D Heaps
D Kante
D Pierce (Cloutier 76)
M Cullen
M Griffiths (Kamler 46)
M Ralston
M Hernandez
F Harris (Pineda Chacon 69)
F Twellman

@ SAN JOSE EARTHQUAKES

L, 1-2 April 6, 2002
GK Sommer
D Cullen
D Llamasa
D Pierce
D Heaps (Harris 82)
M Chronopoulos (Twellman 60)
M Franchino
M Ralston
M Rooney
F Diallo
F Pineda Chacon

@ COLORADO RAPIDS

L, 2-5 May 22, 2002
GK Sommer
D Cullen
D Franchino (Downing 5)
D Heaps
M Semedo
M Chronopoulos
M Ralston
M Williams
M Rooney (Pineda Chacon 72)
F Twellman
F Diallo (Harris 46)

@ COLORADO RAPIDS

W, 2-1 June 15, 2002
GK Brown
D Cullen
D Franchino
D Heaps
M Semedo (Downing 76)
M Hernandez
M Kamler
M Ralston
M Rooney
F Harris
F Twellman (Fuller 93+)

VS. KANSAS CITY WIZARD

L, 2-4 July 13, 2002
GK Brown
D Franchino
D Heaps
D Llamasa (Downing 37)
D Cullen
M Hernandez
M Kamler (Cloutier 30)
M Ralston
M Rooney
F Fuller (Pineda Chacon 63)
F Twellman

VS. CHICAGO FIRE

L, 0-2 August 18, 2002
GK Brown
D Franchino
D Kante
D Llamasa
D Heaps
M Cullen
M Griffiths
M Hernandez
M Ralston
F Fuller (Kamler 74)
F Twellman

@ DALLAS BURN

W, 2-1 September 14, 2002
GK Brown
D Franchino
D Heaps
D Kante
D Cullen
M Cloutier (Llamasa 46)
M Kamler (Griffiths 65)
M Hernandez
M Ralston
F Harris
F Twellman

@ COLUMBUS CREW

W, 2-0 April 20, 2002
GK Sommer
D Cullen
D Franchino
D Llamasa (Heaps 63)
D Pierce
M Chronopoulos
M Ralston
M Rooney
M Pineda Chacon
F Diallo (Harris 39, Cloutier 79)
F Twellman

VS. LOS ANGELES GALAXY

W, 3-2 May 25, 2002
GK Sommer
D Cullen
D Downing
D Heaps
M Semedo
M Hernandez
M Kamler (Asad 72)
M Ralston
M Rooney
F Harris (Pineda Chacon 64)
F Twellman

@ KANSAS CITY WIZARDS

L, 2-3 June 22, 2002
GK Brown
D Cullen
D Franchino
D Heaps
D Franchino
D Pierce
M Semedo (Pineda Chacon 46)
M Kamler (Downing 77)
M Ralston
M Rooney
F Harris (Fuller 59)
F Twellman

@ METROSTARS

L, 3-4 July 20, 2002
GK Sommer
D Franchino
D Heaps
D Cullen
M Hernandez
M Asad (Fuller 59)
M Ralston
M Rooney
M Pineda Chacon
F Harris
F Twellman

@ CHICAGO FIRE

W, 2-1 August 24, 2002
GK Brown
D Franchino
D Kante
D Llamasa
D Pierce (Harris 59)
D Heaps
M Cullen
M Hernandez
M Ralston
M Griffiths (Asad 68)
F Twellman

VS. METROSTARS

W, 3-0 September 21, 2002
GK Brown
D Franchino
D Heaps
D Kante
D Llamasa
M Cloutier
M Cullen
M Hernandez
M Kamler (Griffiths 71)
F Harris (Pineda Chacon 74)
F Twellman (Fuller 90)

@ CHICAGO FIRE

T, 2-2 (OT) April 27, 2002
GK Sommer
D Cullen
D Franchino
D Heaps
D Pierce
M Chronopoulos
M Ralston
M Rooney
M Pin. Chacon (Williams 63)
F Twellman (Cloutier 98)
F Diallo (Harris 64)

VS. SAN JOSE EARTHQUAKES

L, 0-2 June 1, 2002
GK Sommer
D Cullen
D Downing
D Heaps
M Semedo
M Hernandez
M Kamler (Pin. Chacon 65)
M Ralston
M Rooney
F Harris (Serna 55)
F Twellman

VS. METROSTARS

L, 0-2 June 29, 2002
GK Brown
D Franchino
D Heaps
D Llamasa
D Pierce
M Hernandez (Cullen 68)
M Kamler (Pin. Chacon 53)
M Rooney
F Serna (Fuller 42)
F Twellman

VS. COLORADO RAPIDS

L, 2-3 July 24, 2002
GK Sommer
D Franchino
D Heaps
D Downing
M Cullen
M Cloutier (Asad 71)
M Ralston
M Rooney
M Pineda Chacon (Fuller 45)
F Harris (Wilson 74)
F Twellman

VS. COLORADO RAPIDS

W, 3-1 August 28, 2002
GK Brown
D Franchino
D Heaps
D Llamasa (Pierce 11)
M Cullen
M Griffiths (Kamler 36)
M Hernandez
M Ralston
F Harris
F Twellman (Downing 89)

VS. DALLAS BURN

W, 2-0 May 11, 2002
GK Sommer
D Cullen
D Heaps
D Pierce
D Franchino
M Cloutier
M Chronopoulos (Semedo 75)
M Ralston
M Pineda Chacon (Williams 64)
F Twellman
F Diallo

@ D.C. UNITED

L, 2-3 June 8, 2002
GK Sommer
D Cullen
D Downing (Pineda Chacon 78)
D Heaps
M Semedo
M Hernandez
M Kamler
M Ralston
M Rooney
F Harris (Serna 46)
F Twellman

VS. COLUMBUS CREW

W, 4-1 July 4, 2002
GK Brown
D Franchino
D Heaps
D Llamasa
D Pierce (Hernandez 71)
M Cullen (Downing 71)
M Kamler
M Ralston
M Rooney
F Fuller (Harris 67)
F Twellman

@ D.C. UNITED

W, 1-0 July 27, 2002
GK Brown
D Franchino
D Heaps
D Llamasa
M Cullen
M Hernandez
M Ralston
M Rooney
M Cloutier (Harris 59)
F Fuller (Pineda Chacon 40)
F Twellman

@ COLUMBUS CREW

T, 0-0 (OT) August 31, 2002
GK Brown
D Franchino
D Heaps
D Kante
D Pierce (Downing 56)
M Cullen (Pineda Chacon 81)
M Hernandez
M Kamler
M Ralston
M Griffiths (Harris 63)
F Twellman



2002 BOX SCORES

New England Revolution 1 at MetroStars 3

March 23 at Giants Stadium (East Rutherford, N.J.) Alt: 13,234

Scoring - NE - Pineda Chacon (Williams, Ralston) 50

MET - Faria (Serna, Hernandez) 53, own goal (Llamasa) 72, Mathis (Serna, Villegas) 77

	Shots	Saves	Fouls	Offside	Corners
NE	18	5	13	3	2
MET	19	7	24	7	9

New England Revolution 1 at San Jose Earthquakes 2

April 6 at Spartan Stadium (San Jose, Calif.) Alt: 10,104

Scoring - NE - Diallo (Ralston, Chronopoulos) 38

SJ - Lagos (Graziani, Conrad) 2, Ekelund (Donovan, De Rosario) 78

	Shots	Saves	Fouls	Offside	Corners
NE	9	2	19	8	6
SJ	14	4	10	3	7

New England Revolution 2 at Columbus Crew 0

April 20 at Columbus Crew Stadium (Columbus, Ohio) Alt: 13,493

Scoring - NE - Twellman (Diallo, Ralston) 10, Rooney (Ralston, Llamasa) 28

CLB - None

	Shots	Saves	Fouls	Offside	Corners
NE	8	5	26	4	6
CLB	16	2	15	5	6

New England Revolution 2 at Chicago Fire 2 (2OT)

April 27 at Cardinal Stadium (Naperville, Ill.) Alt: 9,444

Scoring - NE - Twellman (Franchino) 2, Franchino (unassisted) 83

CHI - Nowak (Marsch) 18, Razov (Nowak, Kovalenko) 59

	Shots	Saves	Fouls	Offside	Corners
NE	6	8	19	7	4
CHI	19	2	20	4	6

Dallas Burn 0 at New England Revolution 2

May 11 at Gillette Stadium (Foxborough, Mass.) Alt: 22,006

Scoring - DAL - None

NE - Twellman (Franchino, Pineda Chacon) 6, Twellman (Chronopoulos) 40

	Shots	Saves	Fouls	Offside	Corners
DAL	11	6	21	5	7
NE	12	6	22	2	7

Chicago Fire 3 at New England Revolution 1

May 19 at Gillette Stadium (Foxborough, Mass.) Alt: 36,778

Scoring - CHI - Razov (Gray) 34, Razov (Sleeth, Kovalenko) 54, Razov (Nowak, Marsch) 73

NE - Twellman (Williams, Sernedo) 64

	Shots	Saves	Fouls	Offside	Corners
CHI	8	10	16	4	3
NE	22	4	9	2	3

New England Revolution 2 at Colorado Rapids 5

May 22 at INVESCO Field at Mile High (Denver, Colo.) Alt: 8,002

Scoring - NE - Twellman (Heaps, Ralston) 33, Harris (unassisted) 59

COL - Chung (Henderson) 1, Chung (Carrieri, Valderrama) 31, Carrieri (Palacios, Stewart) 34, Henderson (Carrieri, Valderrama) 44, Henderson (Beckerman, Valderrama) 89

	Shots	Saves	Fouls	Offside	Corners
NE	13	4	6	3	6
COL	18	3	18	4	2

Los Angeles Galaxy 2 at New England Revolution 3

May 25 at Gillette Stadium (Foxborough, Mass.) Alt: 15,146

Scoring - LA - Griffiths (Ochoa, Marshall) 36, Ruiz (Marshall, Hendrickson) 90

NE - Twellman (Ralston) 11, Ralston (Hernandez) 51, Serna (Rooney) 76

	Shots	Saves	Fouls	Offside	Corners
LA	15	4	17	0	7
NE	11	4	11	1	4

San Jose Earthquakes 2 at New England Revolution 0

June 1 at Gillette Stadium (Foxborough, Mass.) Alt: 21,539

Scoring - SJ - Graziani (Dayak, Mulrooney) 23, Graziani (Mulrooney, Barrett) 67

NE - None

	Shots	Saves	Fouls	Offside	Corners
SJ	10	6	20	4	2
NE	13	4	11	2	7

New England Revolution 2 at D.C. United 3

June 8 at RFK Stadium (Washington, D.C.) Alt: 12,988

Scoring - NE - Twellman (Ralston, Heaps) 35, Twellman (Ralston, Heaps) 36

DC - Nelsen (Quaranta, Etcheverry) 40, Quaranta (Nelsen) 44, Nelsen (Villegas, Williams) 64

	Shots	Saves	Fouls	Offside	Corners
NE	10	5	19	1	6
DC	16	4	14	6	4

Columbus Crew 2 at New England Revolution 1 (2OT)

June 12 at Gillette Stadium (Foxborough, Mass.) Alt: 7,701

Scoring - CLB - McCarty (Denton) 20, Buddle (Perez, Torres) 101

NE - Ralston (Serna, Franchino) 11

	Shots	Saves	Fouls	Offside	Corners
CLB	13	4	18	3	1
NE	17	5	24	3	9

New England Revolution 2 at Colorado Rapids 1

June 15 at INVESCO Field at Mile High (Denver, Colo.) Alt: 15,125

Scoring - NE - Twellman (Ralston, Heaps) 22, Kamler (Twellman) 57

COL - Carrieri (Chung, Palacios) 82

	Shots	Saves	Fouls	Offside	Corners
NE	10	4	15	3	3
COL	18	4	11	8	2

New England Revolution 2 at Kansas City Wizards 3

June 22 at Arrowhead Stadium (Kansas City, Mo.) Alt: 8,288

Scoring - NE - Heaps (Franchino) 24, Twellman (Kamler, Ralston) 66

KC - Simutenkov (penalty kick) 22, Simutenkov (Gutierrez, Talley) 30, Talley (Preki) 35

	Shots	Saves	Fouls	Offside	Corners
NE	21	3	17	0	7
KC	13	7	17	6	5

MetroStars 2 at New England Revolution 0

June 29 at Gillette Stadium (Foxborough, Mass.) Alt: 16,958

Scoring - MET - Diallo (Mathis, Jolley) 5, Lisi (Mathis, Moore) 85

NE - None

	Shots	Saves	Fouls	Offside	Corners
MET	8	6	12	6	2
NE	21	4	23	5	5



Columbus Crew 1 at New England Revolution 4

July 4 at Gillette Stadium (Foxborough, Mass.) Att: 10,903

Scoring - CLB - McBride (Harkes, McCarty) 82

NE - Twellman (Kamler) 11, Ralston (Fuller, Kamler) 31, Cullen (unassisted) 39, Ralston (Fuller) 65

	Shots	Saves	Fouls	Offside	Corners
CLB	13	7	13	3	3
NE	12	4	19	1	4

D.C. United 0 at New England Revolution 2

July 6 at Gillette Stadium (Foxborough, Mass.) Att: 9,747

Scoring - DC - None

NE - Kamler (unassisted) 3, Twellman (Ralston) 87

	Shots	Saves	Fouls	Offside	Corners
DC	12	4	12	7	6
NE	10	6	18	2	5

Kansas City Wizards 4 at New England Revolution 2

July 13 at Gillette Stadium (Foxborough, Mass.) Att: 17,138

Scoring - KC - Klein (Simutenkov, Fabbro) 12, Zavagnin (unassisted) 55, Klein (Simutenkov) 64, Fabbro (Brown) 84

NE - Cullen (Heaps, Ralston) 41, Pineda Chacon (Twellman, Rooney) 82

	Shots	Saves	Fouls	Offside	Corners
KC	15	3	15	5	2
NE	8	4	12	5	4

New England Revolution 3 at MetroStars 4

July 20 at Giants Stadium (East Rutherford, N.J.) Att: 13,837

Scoring - NE - Twellman (Pineda Chacon, Ralston) 43, Ralston (Twellman) 59, Hernandez (unassisted) 63

MET - Williams (Paule, Chronopoulos) 25, Diallo (penalty kick) 34, Davis (unassisted) 41, Diallo (Williams, Chronopoulos) 46

	Shots	Saves	Fouls	Offside	Corners
NE	26	5	13	0	4
MET	16	8	11	4	13

Colorado Rapids 3 at New England Revolution 2

July 24 at Gillette Stadium (Foxborough, Mass.) Att: 14,548

Scoring - COL - Henderson (Spencer, Fraser) 34, Kingsley (unassisted) 58, Chung (unassisted) 63

NE - Twellman (penalty kick) 51, Wilson (Ralston, Twellman) 90

	Shots	Saves	Fouls	Offside	Corners
COL	9	4	13	6	1
NE	13	1	12	0	5

New England Revolution 1 at D.C. United 0

July 27 at RFK Stadium (Washington, D.C.) Att: 24,240

Scoring - NE - Heaps (Fuller, Ralston) 16

DC - None

	Shots	Saves	Fouls	Offside	Corners
NE	8	7	16	3	8
DC	18	2	18	3	11

New England Revolution 1 at Los Angeles Galaxy 2

Aug. 10 at Rose Bowl (Los Angeles, Calif.) Att: 15,137

Scoring - NE - Hernandez (unassisted) 62

LA - Jones (Hendrickson, Cienfuegos) 33, Jones (Ruiz) 86

	Shots	Saves	Fouls	Offside	Corners
NE	7	7	14	0	2
LA	15	3	15	2	5

Chicago Fire 2 at New England Revolution 0

Aug. 18 at Gillette Stadium (Foxborough, Mass.) Att: 15,336

Scoring - CHI - Razov (Stoitchkov, Marsch) 31, own goal (Cullen) 85

NE - None

	Shots	Saves	Fouls	Offside	Corners
CHI	10	2	20	4	4
NE	13	2	24	2	6

New England Revolution 2 at Chicago Fire 1

Aug. 24 at Cardinal Stadium (Naperville, Ill.) Att: 15,887

Scoring - NE - Harris (Twellman, Griffiths) 65, Kante (Ralston 16) 89

CHI - Curtin (Razov) 50

	Shots	Saves	Fouls	Offside	Corners
NE	10	8	22	1	7
CHI	17	2	19	2	5

Colorado Rapids 1 at New England Revolution 3

Aug. 28 at Gillette Stadium (Foxborough, Mass.) Att: 13,210

Scoring - COL - Chung (Henderson, Valderrama) 75

NE - Twellman (Franchino, Griffiths) 27, Hernandez (unassisted) 39, Twellman (Ralston, Heaps) 39

	Shots	Saves	Fouls	Offside	Corners
COL	9	2	21	6	6
NE	11	4	16	1	3

New England Revolution 0 at Columbus Crew 0 (2OT)

Aug. 31 at Columbus Crew Stadium (Columbus, Ohio) Att: 24,422

Scoring - None

	Shots	Saves	Fouls	Offside	Corners
NE	13	5	15	0	6
CLB	16	7	16	4	6

D.C. United 0 at New England Revolution 3

Sept. 7 at Gillette Stadium (Foxborough, Mass.) Att: 15,748

Scoring - DC - None

NE - Twellman (Ralston, Kamler) 63, Twellman (Kamler) 75, Twellman (Cullen) 90

	Shots	Saves	Fouls	Offside	Corners
DC	7	7	14	2	6
NE	16	1	13	3	8

New England Revolution 2 at Dallas Burn 1

Sept. 14 at Cotton Bowl (Dallas, Texas) Att: 17,652

Scoring - NE - Twellman (penalty kick) 35, Twellman (Ralston) 64

DAL - Rodriguez (penalty kick) 81

	Shots	Saves	Fouls	Offside	Corners
NE	19	4	11	2	4
DAL	19	6	12	5	10

MetroStars 0 at New England Revolution 3

Sept. 21 at Gillette Stadium (Foxborough, Mass.) Att: 20,215

Scoring - MET - None

NE - Twellman (penalty kick) 5, Harris (Twellman) 28, Harris (Cloutier, Cullen) 35

	Shots	Saves	Fouls	Offside	Corners
MET	8	2	12	6	7
NE	11	4	24	0	4



2002 PLAYOFFS

EAST. CONF. SEMIS - GM. 1
VS. CHICAGO FIRE
W, 2-0 September 26, 2002
GK Brown
D Franchino
D Heaps
D Kante
D Llamasa
M Cullen
M Hernandez
M Kamler
M Ralston
F Harris (Fuller 85')
F Twellman

EAST. CONF. SEMIS - GM. 2
@ CHICAGO FIRE
L, 1-2 September 29, 2002
GK Brown
D Franchino
D Heaps
D Llamasa
D Heaps
M Kamler (Cloutier 64')
M Cullen (Griffiths 82')
M Hernandez
M Ralston
F Harris
F Twellman

EAST. CONF. SEMIS - GM. 3
VS. CHICAGO FIRE
W, 2-0 October 2, 2002
GK Brown
D Franchino
D Kante
D Pierce (Cloutier 46')
D Heaps
M Kamler
M Cullen
M Hernandez
M Joseph
F Harris (Griffiths 76')
F Twellman

EAST. CONF. FINAL - GM. 1
VS. COLUMBUS CREW
T, 0-0 October 6, 2002
GK Brown
D Franchino
D Kante
D Pierce
D Heaps
M Kamler
M Cullen
M Hernandez
M Ralston
F Harris (Chacon 58', Cloutier 88')
F Twellman

EAST. CONF. FINAL - GM. 2
@ COLUMBUS CREW
W, 1-0 October 9, 2002
GK Brown
D Franchino
D Llamasa
D Pierce (Griffiths 66')
D Heaps
M Kamler
M Cullen
M Hernandez
M Ralston
F Harris
F Twellman (Fuller 75')

EAST. CONF. FINAL - GM. 3
VS. COLUMBUS CREW
T, 2-2 October 12, 2002
GK Brown
D Franchino
D Kante
D Llamasa
D Pierce (Fuller 84')
M Kamler
M Cullen
M Hernandez
M Ralston
F Harris
F Pineda Chacon (Griffiths 77')

MLS CUP 2002
VS. LOS ANGELES GALAXY
L, 0-1 (OT) October 20, 2002
GK Brown
D Franchino
D Kante
D Llamasa
D Heaps
M Kamler (Griffiths 90')
M Cullen
M Hernandez
M Ralston
F Harris (Pineda Chacon 76')
F Twellman

STATISTICS

#	POS	PLAYER	GP	GS	MIN	G	A	PTS	SHT	SOG	BLK	FC	FS	OFF	CK	C	E
8	MID	Brian Kamler	7	7	613	2	2	6	7	5	0	5	8	0	10	0	0
13	FWD	Wolde Harris	7	7	575	1	2	4	9	4	0	16	18	4	0	0	0
20	FWD	Taylor Twellman	6	6	558	2	0	4	10	3	0	9	24	1	0	0	0
7	MID	Daniel Hernandez	6	6	583	1	1	3	9	2	2	19	18	0	0	3	0
2	DEF	Leo Cullen	7	7	665	0	2	2	5	3	0	9	2	0	0	0	0
6	M/D	Jay Heaps	6	6	522	1	0	2	6	3	0	11	8	0	0	2	1
14	MID	Steve Ralston	7	7	673	1	0	2	3	1	0	5	6	1	8	0	0
16	DEF	Joe Franchino	7	7	673	0	1	1	4	0	1	7	7	0	0	3	0
24	GK	Adin Brown	7	7	673	0	0	0	0	0	0	0	2	0	0	0	0
17	MID	Braeden Cloutier	5	1	183	0	0	0	3	2	0	2	1	1	0	0	0
4	FWD	Ian Fuller	3	0	36	0	0	0	0	0	0	3	1	0	0	0	0
25	MID	Winston Griffiths	5	0	93	0	0	0	2	1	0	5	4	1	2	0	0
12	DEF	Daouda Kante	6	6	565	0	0	0	0	0	0	13	3	0	0	3	1
3	DEF	Carlos Llamasa	5	5	459	0	0	0	1	0	1	7	4	0	0	2	1
19	DEF	Rusty Pierce	5	4	319	0	0	0	0	0	0	4	2	0	0	1	0
10	MID	Alex Pineda Chacon	3	1	144	0	0	0	1	1	0	3	0	0	0	0	0
TEAM TOTALS			7	7	673	8	8	24	60	25	4	118	108	8	20	14	3
OPPONENT TOTALS			7	7	673	5	6	16	126	51	1	115	111	27	57	17	1

GAME-WINNING GOALS: Taylor Twellman 1, Brian Kamler 1, Jay Heaps 1

GAME-WINNING ASSISTS: Wolde Harris 2, Brian Kamler 1, Joe Franchino 1, Leo Cullen 1

PENALTY KICK GOALS/ATTEMPTS: None

#	POS	GOALKEEPER	GP	GS	MIN	SHT	SV	C/P	GA	GAA	PG	PA	W	L	T	SO
24	GK	Adin Brown	7	7	673	51	42	35	5	0.67	1	1	3	2	2	4
TEAM TOTALS			7	7	673	51	42	35	5	0.67	1	1	3	2	2	4
OPPONENT TOTALS			7	7	673	25	16	23	8	1.07	0	0	2	3	2	2



BOX SCORES

EASTERN CONFERENCE SEMIFINAL, GAME 1

Chicago Fire 0 at New England Revolution 2

Sept. 26 at Gillette Stadium (Foxborough, Mass.)

Att: 6,306

Scoring - CHI - None

NE - Twellman (Franchino) 13, Hernandez (unassisted) 60

	Shots	Saves	Fouls	Offside	Corners
CHI	10	3	8	7	5
NE	7	1	14	0	3

EASTERN CONFERENCE SEMIFINAL, GAME 2

New England Revolution 1 at Chicago Fire 2

Sept. 29 at Cardinal Stadium (Naperville, Ill.)

Att: 9,434

Scoring - NE - Kamler (unassisted) 28

CHI - Razov (penalty kick) 43, Razov (Gray, Bocanegra) 76

	Shots	Saves	Fouls	Offside	Corners
NE	5	6	21	0	0
CHI	21	0	20	7	5

EASTERN CONFERENCE SEMIFINAL, GAME 3

Chicago Fire 0 at New England Revolution 2

Oct. 2 at Gillette Stadium (Foxborough, Mass.)

Att: 6,954

Scoring - CHI - None

NE - Kamler (Cullen, Harris) 12, Twellman (Hernandez) 65

	Shots	Saves	Fouls	Offside	Corners
CHI	17	3	16	4	10
NE	11	7	21	5	1

EASTERN CONFERENCE FINAL, GAME 1

Columbus Crew 0 at New England Revolution 0 (2OT)

Oct. 6 at Gillette Stadium (Foxborough, Mass.)

Att: 11,387

Scoring - None

	Shots	Saves	Fouls	Offside	Corners
CLB	17	3	23	1	9
NE	12	7	13	1	5

EASTERN CONFERENCE FINAL, GAME 2

New England Revolution 1 at Columbus Crew 0

Oct. 9 at Columbus Crew Stadium (Columbus, Ohio)

Att: 10,245

Scoring - NE - Heaps (Harris, Kamler) 3

CLB - None

	Shots	Saves	Fouls	Offside	Corners
NE	5	5	16	1	1
CLB	20	1	19	1	11

EASTERN CONFERENCE FINAL, GAME 3

Columbus Crew 2 at New England Revolution 2 (2OT)

Oct. 12 at Gillette Stadium (Foxborough, Mass.)

Att: 9,216

Scoring - CLB - McBride (unassisted) 80, Washington (West, Martino) 85

NE - Ralston (Cullen) 17, Harris (Kamler) 47

	Shots	Saves	Fouls	Offside	Corners
CLB	24	5	11	2	11
NE	11	10	9	1	5

MLS CUP 2002

New England Revolution 0 at Los Angeles 1 (2OT)

Oct. 20 at Gillette Stadium (Foxborough, Mass.)

Att: 61,316

Scoring - LA - Ruiz (Marshall, Albright) 113

NE - None

	Shots	Saves	Fouls	Offside	Corners
NE	9	6	24	0	5
LA	17	1	18	5	6



The Revolution and Gillette Stadium hosted MLS Cup 2002 in front of an MLS Cup-record crowd of 61,316 fans on Oct. 20. It was the third MLS Cup the club hosted in Foxborough.

2001 RESULTS

DATE	OPPONENT	RESULT	SCORE	NOTES	ATT.	W-L-T	POS.	PTS
04/07/2001	at MetroStars	L	1-2		30,753	0-1-0	4	0
04/14/2001	MIAMI FUSION	L	0-1		15,576	0-2-0	4	0
04/21/2001	at D.C. United	L	1-2		15,656	0-3-0	4	0
04/28/2001	at Miami Fusion	L	0-1		14,381	0-4-0	4	0
05/05/2001	at San Jose Earthquakes	L	2-3		8,137	0-5-0	4	0
05/09/2001	at D.C. United	L	0-5		10,638	0-6-0	4	0
05/12/2001	CHICAGO FIRE	W	2-1	OT	15,159	1-6-0	4	3
05/16/2001	COLUMBUS CREW	W	2-1		7,864	2-6-0	4	6
05/19/2001	at Colorado Rapids	W	1-0		20,005	3-6-0	T3	9
05/26/2001	at Los Angeles Galaxy	L	0-2		12,249	3-7-0	T3	9
06/03/2001	METROSTARS	T	1-1	OT	28,623	3-7-1	3	10
06/09/2001	TAMPA BAY MUTINY	W	3-0		15,468	4-7-1	3	13
06/20/2001	COLORADO RAPIDS	T	3-3	OT	31,211	4-7-2	4	14
06/23/2001	at Chicago Fire	T	1-1	OT	20,531	4-7-3	T3	15
07/04/2001	at Dallas Burn	T	1-1	OT	21,343	4-7-4	T3	16
07/07/2001	KANSAS CITY WIZARDS	L	1-2		13,141	4-8-4	T3	16
07/14/2001	D.C. United	L	1-3		14,691	4-9-4	4	16
07/17/2001	LOS ANGELES GALAXY	W	3-2		12,391	5-9-4	T3	19
07/21/2001	at Miami Fusion	T	1-1	OT	6,123	5-9-5	3	20
07/29/2001	at Kansas City Wizards	L	0-2		6,071	5-10-5	3	20
08/04/2001	DALLAS BURN	W	5-1		10,326	6-10-5	3	23
08/08/2001	SAN JOSE EARTHQUAKES	L	1-5		11,822	6-11-5	3	23
08/11/2001	MIAMI FUSION	L	1-4		12,003	6-12-5	3	23
08/18/2001	D.C. UNITED	W	2-1		15,226	7-12-5	3	26
08/26/2001	at Tampa Bay Mutiny	T	0-0	OT	11,345	7-12-6	3	27
09/01/2001	at Columbus Crew	L	1-4		24,033	7-13-6	3	27
09/07/2001	at MetroStars	L	1-3		13,679	7-14-6	3	27

U.S. OPEN CUP

DATE	OPPONENT	RESULT	SCORE	NOTES	ROUND
06/27/2001	MID-MICHIGAN BUCKS	W	7-1		Third Round
07/11/2001	CHARLESTON BATTERY	W	2-1		Fourth Round
07/24/2001	COLUMBUS CREW	W	2-1		Quarterfinal
08/22/2001	D.C. UNITED	W	2-0		Semifinal
10/27/2001	at Los Angeles Galaxy	L	1-2	OT	Championship

COACH

COACH	W	L	T	PCT.
Fernando Clavijo	7	14	6	.370



2001 STATISTICS

#	POS	PLAYER	GP	GS	MIN	G	A	PTS	SHT	SOG	BLK	FC	FS	OFF	CK	C	E
10	MID	Cate	22	20	1807	8	8	24	47	23	0	16	36	13	70	1	1
33	FWD	Matt Okoh	18	9	885	6	2	14	40	19	0	39	24	12	0	5	0
7	FWD	Andy Williams	20	17	1465	3	7	13	45	16	0	29	63	5	16	2	0
5	DEF	Ted Chronopoulos	16	15	1314	5	1	11	15	7	2	21	15	3	0	1	0
13	FWD	Wolde Harris	21	17	1584	3	5	11	43	22	0	36	32	21	0	1	0
22	FWD	Johnny Torres	21	15	1415	2	4	8	32	21	0	30	24	14	22	5	0
77	FWD	William Sunsing	22	11	1100	3	1	7	26	8	0	13	33	10	6	1	0
6	M/D	Jay Heaps	15	13	1311	0	3	3	18	5	0	34	31	2	0	5	0
29	DEF	Mauricio Wright	24	24	2156	2	0	4	19	6	5	30	42	1	0	4	1
14	MID	Leonel Alvarez	22	22	1849	1	1	3	10	6	1	50	20	0	0	5	0
4	MID	Shaker Asad	19	9	970	1	1	3	14	5	0	28	26	2	0	3	0
17	MID	Braeden Cloutier	13	12	1057	0	3	3	8	2	0	18	12	1	0	3	0
21	FWD	John Wolyniec	1	0	45	0	0	0	1	1	0	0	1	1	0	1	0
22	FWD	Yari Allnutt	9	8	707	0	1	1	2	1	0	11	4	2	0	2	0
2	DEF	Leo Cullen	4	3	284	0	0	0	0	0	1	1	1	0	0	0	0
8	DEF	Joe Franchino	23	23	2027	0	1	1	11	2	2	41	19	1	0	10	1
4	MID	Roland Aguilera	1	0	1	0	0	0	1	0	0	0	0	0	0	0	0
20	FWD	Jamar Beasley	1	0	19	0	0	0	0	0	0	2	2	0	0	0	0
26	GK	Jeff Causey	11	10	1003	0	0	0	0	0	0	0	0	0	0	0	0
19	DEF	Nick Downing	5	3	279	0	0	0	0	0	0	7	1	0	0	1	0
7	DEF	Brian Dunseth	8	6	526	0	0	0	0	0	0	6	4	0	0	1	0
25	GK	Jose Fernandez	7	7	578	0	0	0	0	0	0	0	0	0	0	0	0
7	MID	John Harkes	5	4	386	0	0	0	1	0	0	9	7	0	5	1	0
3	DEF	Rusty Pierce	23	22	1988	0	0	0	5	2	3	48	44	0	0	6	0
1	GK	Juergen Sommer	10	10	911	0	0	0	0	0	0	0	0	0	0	0	0
12	DEF	Alan Woods	18	15	1475	0	0	0	2	0	0	12	14	0	0	1	0
22	FWD	Eric Wynalda	3	2	182	0	0	0	1	0	0	2	2	0	1	1	0
Own Goals received					1												
TEAM TOTALS			27	27	2497	35	38	108	341	146	14	483	457	88	120	60	3
OPPONENT TOTALS			27	27	2497	52	76	180	417	206	10	477	458	87	169	72	7

GAME-WINNING GOALS: Matt Okoh 2, Ted Chronopoulos 2, Andy Williams 1, Cate 1, Wolde Harris 1

GAME-WINNING ASSISTS: Cate 2, Wolde Harris 2, Andy Williams 1, Johnny Torres 1, Matt Okoh 1

PENALTY KICK GOALS/ATTEMPTS: Cate 5-5, Wolde Harris 1-2, Johnny Torres 0-1, Matt Okoh 1-1

#	POS	GOALKEEPER	GP	GS	MIN	SHT	SV	C/P	GA	GAA	PG	PA	W	L	T	SO	OT
19	DEF	Nick Downing	1	0	3	1	1	0	0	0.00	0	0	0	0	0	0	0-0-0
13	FWD	Wolde Harris	1	0	1	0	0	0	0	0.00	0	0	0	0	0	0	0-0-0
1	GK	Juergen Sommer	10	10	911	68	50	48	17	1.68	0	1	3	6	1	1	1-0-1
25	GK	Jose Fernandez	7	7	578	45	30	25	12	1.87	1	2	1	3	2	1	0-0-2
26	GK	Jeff Causey	11	10	1000	91	58	62	23	2.07	1	1	3	5	3	1	0-0-3
TEAM TOTALS			27	27	2497	206	140	135	52	1.87	2	4	7	14	6	3	1-0-6
OPPONENT TOTALS			27	27	2497	146	102	96	35	1.26	7	9	14	7	6	6	0-1-6



2001 LINEUPS

@ METROSTARS

L, 1-2 April 7, 2001

GK Causey
D Woods
D Wright
D Dunseth
D Franchino
D Franchino
M Harkes (Beasley 71)
M Williams (Wynalda 65)
M Torres
M Alvarez (Asad 87)
F Harris
F Sunning

@ D.C. UNITED

L, 0-5 May 9, 2001

GK Sommer
D Dunseth (Harkes 46)
D Pierce
D Downing
M Williams (Okoh 62)
M Franchino
M Asad
M Wright
F Torres
F Cale
F Harris (Wolyniec 46)

VS. METROSTARS

T, 1-1 (OT) June 3, 2001

GK Sommer
D Chronopoulos (Sunsing 68)
D Wright
D Pierce
D Woods
M Alvarez (Williams 68)
M Franchino
M Cloutier (Asad 77)
F Harris
F Cale
F Torres

VS. KANSAS CITY WIZARDS

L, 1-2 July 7, 2001

GK Fernandez
D Pierce
D Wright
D Heaps
M Chronopoulos
M Williams
M Alvarez
M Asad (Torres 80)
M Cloutier
F Cale
F Harris (Sunsing 59)

VS. DALLAS BURN

W, 5-1 August 4, 2001

GK Causey
D Franchino
D Chronopoulos
D Allnutt
D Wright
D Pierce (Woods 87)
M Sunning (Okoh 40)
M Alvarez (Asad 82)
M Heaps
F Cale
F Williams

@ COLUMBUS CREW

L, 1-4 September 1, 2001

GK Fernandez
D Pierce
D Cullen
D Wright
D Downing
M Heaps
M Alvarez
M Allnutt (Cloutier 62)
F Cale
F Okoh
F Harris

VS. MIAMI FUSION

L, 0-1 April 14, 2001

GK Sommer
D Woods
D Wright
D Franchino
D Dunseth (Pierce 86)
M Williams
M Alvarez (Okoh 78)
M Sunning
M Torres
F Wynalda
F Harris

VS. CHICAGO FIRE

W, 2-1 (OT) May 12, 2001

GK Sommer
D Pierce
D Woods
D Wright
M Chronopoulos (Okoh 63)
M Cloutier (Sunsing 68)
M Alvarez
M Franchino
F Cale
F Torres
F Harris

VS. TAMPA BAY MUTINY

W, 3-0 June 9, 2001

GK Causey
D Wright
D Woods
D Pierce
D Franchino
D Chronopoulos
M Alvarez
M Cloutier
M Torres
F Harris
F Williams

VS. D.C. UNITED

L, 1-3 July 14, 2001

GK Fernandez (Causey 17)
D Pierce
D Wright
D Heaps
M Chronopoulos (Woods 28)
M Williams
M Franchino
M Cloutier
M Asad (Sunsing 77)
F Cale
F Torres (Harris 62)

VS. SAN JOSE EARTHQUAKES

L, 1-5 August 8, 2001

GK Causey
D Pierce
D Allnutt (Okoh 59)
D Woods
D Wright
M Heaps
M Chronopoulos
M Alvarez (Asad 72)
M Williams
F Sunning
F Cale

@ METROSTARS

L, 1-3 September 7, 2001

GK Fernandez
D Franchino
D Wright
D Downing
D Cullen
M Heaps
M Alvarez
M Cloutier
M Williams (Cate 59)
F Harris
F Okoh

@ D.C. UNITED

L, 1-2 April 21, 2001

GK Sommer
D Dunseth
D Wright
D Pierce
M Franchino
M Torres
M Harkes
M Wynalda (Williams 67)
M Alvarez (Asad 46)
F Harris
F Sunning (Okoh 46)

VS. COLUMBUS CREW

W, 2-1 May 16, 2001

GK Sommer
D Pierce
D Woods
D Wright (Dunseth 76)
M Chronopoulos
M Cloutier
M Alvarez (Asad 61)
M Franchino
M Cale
F Torres
F Okoh (Sunsing 60, Asad 87)

VS. COLORADO RAPIDS

T, 3-3 (OT) June 20, 2001

GK Causey
D Pierce
D Chronopoulos
D Wright
D Woods
M Alvarez
M Cloutier
M Asad
M Torres
F Okoh (Heaps 46)
F Cale

VS. LOS ANGELES GALAXY

W, 3-2 July 17, 2001

GK Causey
D Pierce (Allnutt 46)
D Woods
D Wright
M Williams
M Franchino
M Heaps
M Sunning
M Alvarez
F Cale (Torres 86)
F Harris

VS. MIAMI FUSION

L, 1-4 August 11, 2001

GK Causey
D Franchino
D Allnutt
D Pierce
M Alvarez (Asad 64)
M Chronopoulos
M Williams
M Alvarez (Asad 72)
M Heaps
F Okoh
F Harris (Torres 56)

@ MIAMI FUSION

L, 0-1 April 28, 2001

GK Sommer
D Woods (Cate 83)
D Wright
D Pierce
M Franchino
M Alvarez
M Asad
M Harkes
F Torres (Sunsing 74)
F Okoh
F Harris

@ COLORADO RAPIDS

W, 1-0 May 19, 2001

GK Sommer
D Pierce
D Dunseth
D Woods
M Chronopoulos
M Cloutier (Sunsing 70)
M Alvarez (Asad 61)
M Franchino
F Cale (Aguilera 89)
F Torres
F Okoh

@ CHICAGO FIRE

T, 1-1 (OT) June 23, 2001

GK Causey
D Pierce
D Wright
D Chronopoulos
D Woods
M Cloutier
M Franchino (Heaps 46)
M Asad
M Cale (Williams 73)
F Torres (Sunsing 83)
F Harris

@ MIAMI FUSION

T, 1-1 (OT) July 21, 2001

GK Causey
D Franchino
D Wright
D Woods
D Alvarez
D Allnutt
M Heaps
M Williams (Asad 85)
F Cale
F Harris
F Sunning (Torres 79)

VS. D.C. UNITED

W, 2-1 August 18, 2001

GK Fernandez
D Allnutt
D Pierce
D Wright
M Heaps
M Franchino
M Chronopoulos
M Sunning
F Sunning (Okoh 26)
F Cale
F Williams (Cullen 87)

@ SAN JOSE EARTHQUAKES

L, 2-3 May 5, 2001

GK Sommer
D Franchino
D Pierce
D Wright
M Harkes
M Asad (Dunseth 69)
M Alvarez
F Harris (Sunsing 56)
F Cale
F Okoh (Torres 48)
F Williams

@ LOS ANGELES GALAXY

L, 2-3 May 26, 2001

GK Sommer
D Dunseth
D Pierce
D Woods
M Chronopoulos
M Cloutier
M Franchino (Asad 86)
M Alvarez
F Cale
F Torres (Sunsing 81)
F Okoh (Harris 59)

@ DALLAS

T, 1-1 (OT) July 4, 2001

GK Fernandez
D Pierce
D Wright
D Heaps
D Asad
D Cloutier (Woods 74)
M Chronopoulos
M Williams
M Franchino
M Torres (Harris 60)
F Cale (Okoh 84)

@ KANSAS CITY WIZARD

L, 0-2 July 29, 2001

GK Causey
D Woods
D Allnutt (Okoh 70)
D Wright
D Franchino
M Sunning (Torres 70)
M Asad
M Cale (Chronopoulos 46)
M Heaps
F Harris (Downing 83)
F Williams

@ TAMPA BAY MUTINY

T, 0-0 (OT) August 26, 2001

GK Fernandez
D Cullen
D Pierce
D Allnutt
D Wright
M Heaps
M Williams (Harris 25)
M Franchino
M Alvarez
F Cale
F Sunning (Downing 98)



2001 BOX SCORES

New England Revolution 1 at MetroStars 2

April 7 at Giants Stadium (East Rutherford, N.J.)

Att: 30,753

Scoring - NE - Alvarez (Sunsing) 73

MET - Mathis (unassisted) 61, Valencia (Chung) 92

	Shots	Saves	Fouls	Offside	Corners
NE	6	1	24	2	5
MET	14	2	25	0	6

Miami Fusion 1 at New England Revolution 0

April 14 at Foxboro Stadium (Foxborough, Mass.)

Att: 15,576

Scoring - MIA - Marshall (Serna) 55

NE - None

	Shots	Saves	Fouls	Offside	Corners
MIA	14	4	17	4	3
NE	6	5	19	2	6

New England Revolution 1 at D.C. United 2

April 21 at RFK Stadium (Washington, D.C.)

Att: 15,656

Scoring - NE - Okoh (Harris) 49

DC - Conte (Kamler, Convey) 9, Conte (Ziadie, Watson) 61

	Shots	Saves	Fouls	Offside	Corners
NE	16	8	21	1	10
DC	18	6	21	4	5

New England Revolution 0 at Miami Fusion 1

April 28 at Lockhart Stadium (Ft. Lauderdale, Fla.)

Att: 14,381

Scoring - NE - None

MIA - Pineda Chacon (Serna, Rooney) 80

	Shots	Saves	Fouls	Offside	Corners
NE	14	1	20	0	7
MIA	15	3	17	2	7

New England Revolution 2 at San Jose Earthquakes 3

May 5 at Spartan Stadium (San Jose, Calif.)

Att: 8,137

Scoring - NE - Wright (Cate) 88, own goal (Barrett) 90

SJ - Dayak (Agoos) 28, De Rosario (unassisted) 72, Ibsen (unassisted) 80

	Shots	Saves	Fouls	Offside	Corners
NE	13	11	16	5	4
SJ	19	4	16	2	4

New England Revolution 0 at D.C. United 5

May 9 at RFK Stadium (Washington, D.C.)

Att: 10,638

Scoring - NE - None

DC - Conte (Lisi, Denton) 5, Conte (Convey, Pope) 34, Talley (Etcheverry, Convey)

40, Conte (Lisi, Convey) 44, Conte (Alegria, Lisi) 48

	Shots	Saves	Fouls	Offside	Corners
NE	12	6	19	4	5
DC	12	4	22	4	4

Chicago Fire 1 at New England Revolution 2 (OT)

May 12 at Foxboro Stadium (Foxborough, Mass.)

Att: 15,159

Scoring - CHI - Nowak (Sloitchkov) 62

NE - Cate (penalty kick) 36, Okoh (Harris, Nowak) 91

	Shots	Saves	Fouls	Offside	Corners
CHI	10	3	13	4	3
NE	7	5	24	3	4

Columbus Crew 1 at New England Revolution 2

May 16 at Foxboro Stadium (Foxborough, Mass.)

Att: 7,864

Scoring - CLB - Buddle (West) 74

NE - Cate (Torres, Chronopoulos) 69, Cate (penalty kick) 83

	Shots	Saves	Fouls	Offside	Corners
CLB	12	7	19	0	1
NE	11	2	12	2	7

New England Revolution 1 at Colorado Rapids 0

May 19 at Mile High Stadium (Denver, Colo.)

Att: 20,005

Scoring - NE - Okoh (penalty kick) 86

COL - None

	Shots	Saves	Fouls	Offside	Corners
NE	13	2	17	3	2
COL	14	2	12	1	7

New England Revolution 0 at Los Angeles Galaxy 2

May 26 at Rose Bowl (Los Angeles, Calif.)

Att: 12,249

Scoring - NE - None

LA - Hendrickson (Cienfuegos, Elliott) 77, Jones (Elliott) 88

	Shots	Saves	Fouls	Offside	Corners
NE	6	6	16	2	3
LA	19	4	8	2	6

MetroStars 1 at New England Revolution 1 (2OT)

June 3 at Foxboro Stadium (Foxborough, Mass.)

Att: 28,623

Scoring - MET - Faria (Mathis, Chung) 25

NE - Cate (penalty kick) 91

	Shots	Saves	Fouls	Offside	Corners
MET	12	8	24	2	3
NE	13	4	22	4	6

Tampa Bay Mutiny 0 at New England Revolution 3

June 9 at Foxboro Stadium (Foxborough, Mass.)

Att: 15,468

Scoring - TB - None

NE - Harris (penalty kick) 21, Harris (Williams, Cloutier) 32, Torres (Cloutier, Williams)

	Shots	Saves	Fouls	Offside	Corners
TB	11	2	16	1	15
NE	17	2	19	4	3

Colorado Rapids 3 at New England Revolution 3 (2OT)

June 20 at Foxboro Stadium (Foxborough, Mass.)

Att: 31,211

Scoring - COL - Carrieri (Diaz Arce, Paule) 9, Spencer (Paule) 20, Bravo (Balboa,

Paule) 92

NE - Torres (unassisted) 26, Chronopoulos (Asad, Torres) 71, Asad (Cate, Alvarez) 88

	Shots	Saves	Fouls	Offside	Corners
COL	17	8	22	4	6
NE	23	4	21	3	6

New England Revolution 1 at Chicago Fire 1 (2OT)

June 23 at Soldier Field (Chicago, Ill.)

Att: 20,531

Scoring - NE - Cate (penalty kick) 59

CHI - Kovalenko (Marsch, Nowak) 73

	Shots	Saves	Fouls	Offside	Corners
NE	7	5	18	5	1
CHI	20	2	20	4	8



New England Revolution 1 at Dallas Burn 1 (20T)

July 4 at Cotton Bowl (Dallas, Texas)

Att: 21,343

Scoring - NE - Cate (unassisted) 29

DAL - Johnson (Graziani, Broome) 95

	Shots	Saves	Fouls	Offside	Corners
NE	5	9	19	4	0
DAL	22	1	21	3	11

Kansas City 2 at New England Revolution 1

July 7 at Foxboro Stadium (Foxborough, Mass.)

Att: 13,141

Scoring - KC - Klein (Glasgow) 66, Brown (Lowe) 91

NE - Wright (Cate, Torres) 93

	Shots	Saves	Fouls	Offside	Corners
KC	16	5	23	1	3
NE	15	8	17	5	6

D.C. United 3 at New England Revolution 1

July 14 at Foxboro Stadium (Foxborough, Mass.)

Att: 14,691

Scoring - DC - Quaranta (Moreno) 5, Moreno (Elcheverry) 71, Quaranta (Elcheverry, Namoff) 94

NE - Sunning (Cate, Harris) 87

	Shots	Saves	Fouls	Offside	Corners
DC	12	1	19	3	7
NE	11	4	22	3	3

Los Angeles Galaxy 2 at New England Revolution 3

July 17 at Foxboro Stadium (Foxborough, Mass.)

Att: 12,391

Scoring - LA - Hernandez (Cienfuegos) 28, Hernandez (Lalas, Elliott) 40

NE - Harris (unassisted) 7, Sunning (Williams) 32, Williams (Harris, Cate) 51

	Shots	Saves	Fouls	Offside	Corners
LA	18	3	18	3	11
NE	10	8	19	2	0

New England Revolution 1 at Miami Fusion 1 (20T)

July 21 at Lockhart Stadium (Ft. Lauderdale, Fla.)

Att: 6,123

Scoring - NE - Williams (Harris, Alnutt) 54

MIA - Rooney (Pineda Chacon, Bishop) 42

	Shots	Saves	Fouls	Offside	Corners
NE	17	11	8	4	3
MIA	19	2	13	4	11

New England Revolution 0 at Kansas City 2

July 29 at Arrowhead Stadium (Kansas City, Mo.)

Att: 6,071

Scoring - NE - None

KC - Santel (Gomez, Pradeaux) 21, Glasgow (Lassiter, McKeon) 65

	Shots	Saves	Fouls	Offside	Corners
NE	16	5	11	2	7
KC	14	4	15	6	6

Dallas Burn 1 at New England Revolution 5

Aug. 4 at Foxboro Stadium (Foxborough, Mass.)

Att: 10,326

Scoring - DAL - Korol (Graziani, Rodriguez) 86

NE - Sunning (Heaps) 9, Chronopoulos (Okoh) 49, Okoh (Cate) 76, Cate (Williams) 79, Chronopoulos (Okoh) 81

	Shots	Saves	Fouls	Offside	Corners
DAL	17	3	17	2	14
NE	13	7	12	4	6

San Jose Earthquakes 5 at New England Revolution 1

Aug. 8 at Foxboro Stadium (Foxborough, Mass.)

Att: 11,822

Scoring - SJ - Donovan (Russell) 35, Donovan (penalty kick) 39, Agogo (Donovan) 68, Lagos (Donovan, Mulrooney) 71, Agogo (Corrales, Russell) 80

NE - Cate (penalty kick) 44

	Shots	Saves	Fouls	Offside	Corners
SJ	22	4	10	6	3
NE	12	9	11	2	3

Miami Fusion 4 at New England Revolution 1

Aug. 11 at Foxboro Stadium (Foxborough, Mass.)

Att: 12,003

Scoring - MIA - Pineda Chacon (Serna, Mastroeni) 16, Preki (Serna, Dunselth) 27, Henderson (Preki, Rimando) 35, Serna (Preki, Pineda Chacon) 68

NE - Okoh (Williams, Heaps) 6

	Shots	Saves	Fouls	Offside	Corners
MIA	11	5	28	4	4
NE	12	2	21	7	5

D.C. United 1 at New England Revolution 2

Aug. 18 at Foxboro Stadium (Foxborough, Mass.)

Att: 15,226

Scoring - DC - Armstrong (unassisted) 32

NE - Chronopoulos (Williams, Heaps) 9, Chronopoulos (Williams, Cate) 30

	Shots	Saves	Fouls	Offside	Corners
DC	10	3	22	5	6
NE	10	2	21	3	6

New England Revolution 0 at Tampa Bay Mutiny 0 (20T)

Aug. 26 at Raymond James Stadium (Tampa, Fla.)

Att: 11,345

Scoring - None

	Shots	Saves	Fouls	Offside	Corners
NE	15	6	13	7	6
TB	12	2	14	9	5

New England Revolution 1 at Columbus Crew 4

Sept. 1 at Columbus Crew Stadium (Columbus, Ohio)

Att: 24,033

Scoring - NE - Okoh (Cate) 15

CLB - Maisonneuve (Cunningham, Warzycha) 55, Cunningham (Perez) 65,

Cunningham (penalty kick) 80, Warzycha (Perez, Lapper) 92

	Shots	Saves	Fouls	Offside	Corners
NE	13	2	21	1	0
CLB	13	4	12	2	4

New England Revolution 1 at MetroStars 3

Sept. 7 at Giants Stadium (East Rutherford, N.J.)

Att: 13,679

Scoring - NE - Williams (Franchino, Cloutier) 14

MET - Faria (Hernandez) 5, Faria (Villegas, Jolley) 27, Valencia (Jolley, Hernandez) 46

	Shots	Saves	Fouls	Offside	Corners
NE	22	3	20	4	6
MET	24	6	13	5	6



2000 RESULTS

DATE	OPPONENT	RESULT	SCORE	NOTES	ATT.	W-L-T	POS.	PTS
03/18/2000	at Miami Fusion	T	1-1	OT	8,782	0-0-1	T1	1
03/25/2000	at Tampa Bay Mutiny	L	0-1		14,811	0-1-1	T1	1
04/01/2000	at Los Angeles Galaxy	T	2-2	OT	19,878	0-1-2	3	2
04/08/2000	at Dallas Burn	L	1-2		14,758	0-2-2	4	2
04/15/2000	D.C. UNITED	W	2-1	OT	15,174	1-2-2	2	5
04/22/2000	CHICAGO FIRE	T	1-1	OT	6,737	1-2-3	T1	6
04/29/2000	MIAMI FUSION	T	1-1	OT	13,172	1-2-4	T1	7
05/06/2000	SAN JOSE EARTHQUAKES	W	2-1		14,489	2-2-4	1	10
05/13/2000	at D.C. United	W	3-1		18,493	3-2-4	T1	13
05/17/2000	COLORADO RAPIDS	L	3-4		9,306	3-3-4	T1	13
05/20/2000	at Chicago Fire	W	1-0		14,077	4-3-4	T1	16
05/24/2000	LOS ANGELES GALAXY	W	2-1		31,113	5-3-4	1	19
05/29/2000	at Colorado Rapids	L	1-2		5,162	5-4-4	1	19
06/03/2000	MIAMI FUSION	W	2-0		16,139	6-4-4	1	22
06/10/2000	SAN JOSE EARTHQUAKES	W	3-0		14,109	7-4-4	1	25
06/17/2000	at MetroStars	L	2-4		10,081	7-5-4	1	25
06/21/2000	at San Jose Earthquakes	T	2-2	OT	10,217	7-5-5	1	26
06/24/2000	at Columbus Crew	L	1-3		15,038	7-6-5	1	26
07/04/2000	at Miami Fusion	L	1-2		6,239	7-7-5	2	26
07/12/2000	at Columbus Crew	L	1-4		12,998	7-8-5	2	26
07/15/2000	METROSTARS	L	0-2		16,838	7-9-5	2	26
07/19/2000	at Kansas City Wizards	W	1-0		4,582	8-9-5	2	29
07/22/2000	at San Jose Earthquakes	W	2-1		7,827	9-9-5	2	32
08/02/2000	DALLAS BURN	L	1-2		13,910	9-10-5	2	32
08/05/2000	COLUMBUS CREW	T	1-1	OT	19,809	9-10-6	2	33
08/12/2000	at MetroStars	L	1-2	OT	12,688	9-11-6	2	33
08/19/2000	TAMPA BAY MUTINY	W	2-1		15,129	10-11-6	2	36
08/26/2000	COLUMBUS CREW	W	2-1		17,867	11-11-6	2	39
08/30/2000	D.C. UNITED	W	1-0		15,489	12-11-6	2	42
09/03/2000	at D.C. United	L	0-2		51,996	12-12-6	2	42
09/06/2000	KANSAS CITY WIZARDS	L	0-1		7,709	12-13-6	2	42
09/09/2000	METROSTARS	W	4-3		20,419	13-13-6	2	45

MLS CUP PLAYOFFS

DATE	OPPONENT	RESULT	SCORE	NOTES	ATT.	ROUND	GAME
09/15/2000	at Chicago Fire	L	1-2		10,476	Quarterfinals	1
09/19/2000	CHICAGO FIRE	W	2-1		10,723	Quarterfinals	2
09/22/2000	at Chicago Fire	L	0-6		5,972	Quarterfinals	3

U.S. OPEN CUP

DATE	OPPONENT	RESULT	SCORE	NOTES	ROUND
06/14/2000	MID-MICHIGAN BUCKS	L	0-1		Second Round

COACH

COACH	W	L	T	PCT.
Fernando Clavijo	13	13	6	.500



2000 STATISTICS

#	POS	PLAYER	GP	GS	MIN	G	A	PTS	SHT	SOG	BLK	FC	FS	OFF	CK	C	E
13	FWD	Wolde Harris	31	31	2640	15	7	37	101	46	0	57	65	26	1	1	0
8	MID	Imad Baba	30	29	2508	9	8	26	70	37	0	38	40	9	26	3	0
10	MID	Mauricio Ramos	21	21	1677	3	8	14	41	15	0	14	23	0	57	6	0
5	DEF	Ted Chronopoulos	25	25	2205	5	2	12	20	9	0	31	36	10	0	4	0
6	MID	John Harkes	28	27	2511	2	6	10	23	8	2	34	44	1	81	3	0
17	FWD	Jamar Beasley	19	6	848	3	3	9	32	16	0	19	32	9	0	1	0
11	DEF	Joe Franchino	22	22	2004	2	2	6	11	5	2	37	26	1	0	5	0
9	FWD	Johnny Torres	20	14	1328	1	4	6	28	21	0	36	30	14	1	4	0
77	FWD	William Sunsing	26	9	1263	1	3	5	38	17	0	32	40	23	4	3	0
14	MID	Leonel Alvarez	28	28	2474	1	2	4	11	4	1	60	37	0	1	5	1
21	FWD	Eric Wynalda	5	1	169	0	1	1	3	2	0	2	1	3	0	0	0
18	FWD	Paul Keegan	11	0	83	1	1	3	1	1	0	6	3	2	0	0	0
7	MID	Ivan McKinley	13	12	1021	1	1	3	5	5	1	23	7	0	0	7	1
29	DEF	Mauricio Wright	16	16	1464	1	1	3	11	5	1	17	33	0	0	8	0
2	DEF	Brian Dunseth	22	22	1970	1	0	2	7	3	3	24	15	0	0	3	0
7	FWD	Jose Luis Morales	8	6	448	1	0	2	15	9	0	7	12	5	1	0	0
15	MID	Shaker Asad	8	2	246	0	1	1	3	0	0	14	4	0	1	2	0
4	MID	Mike Burns	8	2	351	0	0	0	4	1	0	8	3	0	0	0	0
3	DEF	Dan Calichman	4	4	308	0	0	0	0	0	1	6	4	0	0	0	0
26	GK	Jeff Causey	22	21	1975	0	0	0	0	0	0	0	5	0	0	0	0
12	DEF	Adam Eyre	10	8	742	0	0	0	2	2	1	11	3	0	0	1	0
29	FWD	Eduardo Hurtado	3	1	161	0	0	0	5	2	0	3	3	5	0	0	0
16	MID	Carlos Parra	14	4	438	0	0	0	4	0	0	20	4	0	0	5	0
19	DEF	Rusty Pierce	29	29	2600	0	0	0	6	1	3	66	55	0	0	7	0
1	GK	Juergen Sommer	11	11	977	0	0	0	0	0	0	1	1	0	0	0	0
20	FWD	Fabio Zuniga	1	1	33	0	0	0	0	0	0	3	0	1	0	0	0
TEAM TOTALS			32	32	2950	47	50	144	441	209	16	569	526	109	173	68	2
OPPONENT TOTALS			32	32	2950	49	62	160	353	172	20	546	544	118	142	71	5

GAME-WINNING GOALS: Wolde Harris 5, Ted Chronopoulos 3, Imad Baba 2, Mauricio Ramos 1, Jose Luis Morales 1, Joe Franchino 1

GAME-WINNING ASSISTS: Mauricio Ramos 4, Imad Baba 3, William Sunsing 2, Johnny Torres 1, Wolde Harris 1, John Harkes 1, Jamar Beasley 1, Leonel Alvarez 1

PENALTY KICK GOALS/ATTEMPTS: Imad Baba 4-4, John Harkes 1-1, Leonel Alvarez 0-1

#	POS	GOALKEEPER	GP	GS	MIN	SHT	SV	C/P	GA	GAA	PG	PA	W	L	T	SO	OT
1	GK	Juergen Sommer	11	11	977	62	40	46	15	1.38	1	1	5	5	1	2	0-1-1
26	GK	Jeff Causey	22	21	1975	110	67	101	34	1.55	1	5	8	8	5	3	1-0-5
TEAM TOTALS			32	32	2950	172	107	147	49	1.49	2	6	13	13	6	5	1-1-6
OPPONENT TOTALS			32	32	2950	209	142	141	47	1.43	5	6	13	13	6	4	1-1-6



2000 LINEUPS

@ MIAMI FUSION

T, 1-1 (OT) March 18, 2000
GK Causey
D Chronopoulos
D McKinley
D Dunseth
D Pierce (Burns 78)
M Baba
M Harkes
M Ramos (Hurtado 74)
M Alvarez
M Torres (Sunsing 46)
F Harris

VS. CHICAGO FIRE

W, 1-1 (OT) April 22, 2000
GK Causey
D Chronopoulos
D Calichman
D McKinley
D Dunseth
D Pierce
M Baba
M Alvarez
M Harkes
M Ramos
F Harris (Sunsing 56)
F Torres (Keegan 81)

@ CHICAGO FIRE

W, 1-0 May 20, 2000
GK Causey
D Pierce
D Dunseth
D Franchino
M Baba
M McKinley
M Ramos (Parra 90)
M Burns
M Chronopoulos
F Harris (Sunsing 62)
F Torres

@ METROSTARS

L, 2-4 June 17, 2000
GK Causey
D Pierce (McKinley 62)
D Dunseth
D Wright
D Franchino
M Baba
M Alvarez
M Harkes
M Ramos (Torres 46)
F Harris
F Beasley

VS. METROSTARS

L, 0-2 July 15, 2000
GK Sommer
D Pierce
D Wright
D Dunseth (Morales 46)
D Franchino
M Baba
M Alvarez
M Harkes
M Ramos (Beasley 65, Keegan 81)
F Harris
F Sunsing

@ METROSTARS

L, 1-2 (OT) August 12, 2000
GK Sommer
D Pierce
D Wright
D Dunseth
M Baba (Wynalda 79)
M Alvarez
M Harkes
M Beasley
M Franchino
F Harris
F Morales (Sunsing 53)

VS. KANSAS CITY WIZARDS

L, 0-1 September 6, 2000
GK Causey
D Pierce
D Wright
D Eyre
M Baba (Beasley 56)
M Alvarez
M Harkes
M Chronopoulos (Torres 85)
M Franchino
F Harris
F Sunsing

@ TAMPA BAY MUTINY

L, 0-1 March 25, 2000
GK Causey
D Chronopoulos (Burns 45)
D McKinley (Sunsing 70)
D Dunseth
D Pierce
M Baba
M Harkes
M Alvarez
M Ramos
F Harris
F Hurtado

VS. MIAMI FUSION

T, 1-1 (OT) April 29, 2000
GK Causey
D Chronopoulos
D Calichman (Parra 20)
D Dunseth
D Pierce (Eyre 87)
M Baba
M Alvarez
M Harkes
M Ramos (Sunsing 46)
F Harris
F Torres

VS. LOS ANGELES GALAXY

W, 2-1 May 24, 2000
GK Causey
D Pierce
D Dunseth
D McKinley (Burns 46)
D Franchino
M Baba
M Alvarez
M Ramos
M Chronopoulos
F Harris (Parra 94+)
F Torres (Sunsing 83)

@ SAN JOSE EARTHQUAKES

T, 2-2 (OT) June 21, 2000
GK Causey
D Dunseth
D Wright
D Franchino
M Baba (Beasley 14)
M Parra
M Harkes
M Ramos (Asad 78)
M Chronopoulos
F Harris
F Torres (Keegan 94)

@ KANSAS CITY WIZARDS

W, 1-0 July 19, 2000
GK Sommer
D Pierce
D Wright
D Franchino
M Baba
M Alvarez
M Harkes
M Chronopoulos
F Harris
F Morales (Beasley 54)
F Sunsing (Keegan 83)

VS. TAMPA BAY MUTINY

W, 1-1 August 19, 2000
GK Sommer
D Pierce
D Wright
D Eyre
M Baba
M Alvarez
M Harkes
M Chronopoulos (Beasley 55)
M Franchino
F Harris
F Sunsing (Wynalda 67, Parra 91+)

VS. METROSTARS

W, 4-3 September 9, 2000
GK Causey
D Pierce
D Harkes
D Eyre
M Baba
M Alvarez (Parra 88)
M Beasley
M Chronopoulos
M Franchino
F Harris
F Sunsing

@ LOS ANGELES GALAXY

T, 2-2 (OT) April 1, 2000
GK Causey
D Chronopoulos
D McKinley
D Dunseth
D Pierce
M Baba
M Alvarez
M Harkes
M Ramos (Burns 79)
F Harris (Parra 100)
F Zuniga (Torres 33)

VS. SAN JOSE EARTHQUAKES

W, 2-1 May 6, 2000
GK Causey
D McKinley
D Pierce
D Dunseth
M Baba
M Alvarez (Asad 67)
M Ramos (Keegan 91)
M Parra
M Chronopoulos
F Harris (Sunsing 62)
F Torres

@ COLORADO RAPIDS

W, 2-1 May 29, 2000
GK Causey
D Pierce
D Dunseth (Asad 72)
D McKinley
D Franchino
M Baba
M Alvarez
M Ramos
M Chronopoulos (Beasley 84)
F Harris (Sunsing 61)
F Sunsing (Keegan 61)

@ COLUMBUS CREW

L, 1-3 June 24, 2000
GK Sommer
D Eyre
D Dunseth
D McKinley (Sunsing 77)
D Franchino
M Beasley (Torres 57)
M Alvarez
M Ramos
M Chronopoulos
D Chronopoulos (Asad 81)
F Harris

@ SAN JOSE EARTHQUAKES

W, 2-1 July 22, 2000
GK Sommer
D Pierce
D Harkes
D Eyre
D Franchino
M Baba
M Alvarez
M Ramos (Parra 76)
M Chronopoulos
F Harris (Morales 79)
F Sunsing (Beasley 91+)

VS. COLUMBUS CREW

W, 2-1 August 26, 2000
GK Sommer
D Pierce
D Wright
D Eyre
M Baba
M Alvarez
M Harkes
M Chronopoulos
M Franchino
F Harris (Beasley 81)
F Sunsing (Parra 90)

@ DALLAS BURN

L, 1-2 April 8, 2000
GK Causey
D Chronopoulos
D Calichman
D Dunseth
D Pierce
M Baba
M Alvarez
M Harkes
M Asad (Sunsing 77)
F Harris (Hurtado 46)
F Torres

@ D.C. UNITED

W, 3-1 May 13, 2000
GK Causey
D McKinley
D Pierce
D Dunseth
M Baba
M Harkes
M Ramos (Keegan 89)
M Parra (Burns 46)
M Chronopoulos
F Harris (Sunsing 60)
F Torres (Sunsing 60)

VS. MIAMI FUSION

W, 2-0 June 3, 2000
GK Causey
D Pierce
D Dunseth
D Franchino
M Baba
M Alvarez (Harkes 80)
M Ramos
M Chronopoulos
F Harris (Sunsing 71)
F Torres (Parra 92+)

@ MIAMI FUSION

L, 1-2 July 4, 2000
GK Causey
D Pierce
D Wright
D Dunseth
D Franchino
M Beasley
M Alvarez (Keegan 84)
M McKinley (Asad 73)
M Harkes
F Harris
F Torres (Sunsing 55)

VS. DALLAS BURN

L, 1-2 August 2, 2000
GK Sommer
D Pierce
D Wright
D Dunseth
D Franchino
M Baba (Keegan 93+)
M Alvarez
M Harkes
M Ramos (Beasley 78)
F Harris
F Morales (Sunsing 71)

VS. D.C. UNITED

W, 1-0 August 30, 2000
GK Sommer
D Pierce
D Wright
D Eyre
M Baba
M Alvarez
M Harkes
M Chronopoulos
M Franchino
F Harris (Beasley 76)
F Morales (Wynalda 70)

VS. D.C. UNITED

W, 2-1 (OT) April 15, 2000
GK Causey
D Chronopoulos
D Calichman
D Pierce
D Burns (Sunsing 64)
M Baba
M Alvarez
M Harkes
M Ramos
F Harris (Hurtado 46)
F Torres

VS. COLORADO RAPIDS

L, 3-4 May 17, 2000
GK Causey
D McKinley
D Pierce
D Dunseth (Keegan 90)
M Baba
M Harkes
M Ramos (Sunsing 57)
M Alvarez (Burns 76)
M Chronopoulos
F Harris
F Torres

VS. SAN JOSE EARTHQUAKES

W, 3-0 June 10, 2000
GK Causey
D Pierce
D Dunseth
D Wright
D Franchino
M Baba
M Alvarez
M Harkes (Parra 92+)
M Chronopoulos (Keegan 87)
F Harris
F Torres (Beasley 67)

@ COLUMBUS CREW

L, 1-4 July 12, 2000
GK Causey
D Pierce (Eyre 81)
D Wright
D Dunseth
M Asad (Beasley 65)
M Alvarez (Baba 58)
M Harkes
M Franchino
F Harris
F Rams
F Sunsing

VS. COLUMBUS CREW

T, 1-1 (OT) August 5, 2000
GK Sommer
D Pierce
D Wright
D Dunseth
M Baba (Sunsing 60)
M Parra
M Harkes
M Beasley
M Franchino
F Harris
F Morales (Torres 76)

@ D.C. UNITED

T, 1-1 (OT) September 3, 2000
GK Sommer (Causey 63)
D Eyre
D Wright
D Chronopoulos
M Baba (Beasley 60)
M Alvarez
M Harkes
M Ramos (Asad 75)
M Franchino
F Wynalda
F Morales (Torres 68)

2000 BOX SCORES

New England Revolution 1 at Miami Fusion 1 (20T)

March 18 at Lockhart Stadium (Ft. Lauderdale, Fla.)

Alt: 8,782

Scoring - NE - Baba (Chronopoulos) 80

MIA - Serna (Williams) 61

	Shots	Saves	Fouls	Offside	Corners
NE	12	6	16	2	6
MIA	15	3	16	3	4

New England Revolution 0 at Tampa Bay Mutiny 1

March 25 at Raymond James Stadium (Tampa, Fla.)

Alt: 14,811

Scoring - NE - None

TB - Diaz Arce (Ralston, Kinnear) 51

	Shots	Saves	Fouls	Offside	Corners
NE	19	2	9	7	6
TB	8	8	14	4	2

New England Revolution 2 at Los Angeles Galaxy 2 (20T)

April 1 at Rose Bowl (Los Angeles, Calif.)

Alt: 19,878

Scoring - NE - Alvarez (Ramos) 35, Harris (Ramos, Torres) 42

LA - Jones (unassisted) 59, Cienfuegos (Hendrickson) 67

	Shots	Saves	Fouls	Offside	Corners
NE	10	8	19	1	1
LA	18	3	19	3	6

New England Revolution 1 at Dallas Burn 2

April 8 at Cotton Bowl (Dallas, Texas)

Alt: 14,758

Scoring - NE - Torres (Harris) 42

DAL - Graziani (Deering, Kreis) 38, Kreis (Santel, Eck) 74

	Shots	Saves	Fouls	Offside	Corners
NE	8	1	25	4	2
DAL	10	1	26	4	3

D.C. United 1 at New England Revolution 2 (20T)

April 15 at Foxboro Stadium (Foxborough, Mass.)

Alt: 15,174

Scoring - DC - Moreno (Pope, Otero) 19

NE - Baba (penalty kick) 72, Baba (Harris, Sunning) 97

	Shots	Saves	Fouls	Offside	Corners
DC	3	8	31	3	3
NE	19	1	19	3	8

Chicago Fire 1 at New England Revolution 1 (20T)

April 22 at Foxboro Stadium (Foxborough, Mass.)

Alt: 6,737

Scoring - CHI - Kovalenko (Armas, Kubik) 59

NE - McKinley (Ramos, Baba) 68

	Shots	Saves	Fouls	Offside	Corners
CHI	11	4	19	1	4
NE	10	3	21	1	6

Miami Fusion 1 at New England Revolution 1 (20T)

April 29 at Foxboro Stadium (Foxborough, Mass.)

Alt: 13,172

Scoring - MIA - Gutierrez (Wynalda, Lassiter) 52

NE - Dunseth (Harkes) 69

	Shots	Saves	Fouls	Offside	Corners
MIA	9	5	14	3	4
NE	16	4	24	1	6

San Jose Earthquakes 1 at New England Revolution 2

May 6 at Foxboro Stadium (Foxborough, Mass.)

Alt: 14,489

Scoring - SJ - Cortez (Azizi) 72

NE - Ramos (Harris) 55, Harris (Ramos) 58

	Shots	Saves	Fouls	Offside	Corners
SJ	8	6	9	2	2
NE	18	3	25	4	4

New England Revolution 3 at D.C. United 1

May 13 at RFK Stadium (Washington, D.C.)

Alt: 18,493

Scoring - NE - Harris (unassisted) 15, Ramos (unassisted) 66, Baba (unassisted) 82

DC - Moreno (Olson) 14

	Shots	Saves	Fouls	Offside	Corners
NE	5	3	19	2	3
DC	18	1	12	3	16

Colorado Rapids 4 at New England Revolution 3

May 17 at Foxboro Stadium (Foxborough, Mass.)

Alt: 9,306

Scoring - COL - Zambrano (Agogo, Moore) 39, Bent (Zambrano) 79, Zambrano (Dougherty, DiGiamarino) 84, Agogo (Zambrano, DiGiamarino) 85

NE - Chronopoulos (Torres, Harris) 25, Baba (Harkes) 59, Harris (Torres) 67

	Shots	Saves	Fouls	Offside	Corners
COL	9	4	23	2	2
NE	13	2	19	4	7

New England Revolution 1 at Chicago Fire 0

May 20 at Soldier Field (Chicago, Ill.)

Alt: 14,077

Scoring - NE - Harris (Ramos) 31

CHI - None

	Shots	Saves	Fouls	Offside	Corners
NE	5	3	20	2	3
CHI	10	4	11	3	7

Los Angeles Galaxy 1 at New England Revolution 2

May 24 at Foxboro Stadium (Foxborough, Mass.)

Alt: 31,113

Scoring - LA - Vagenas (Jones, Victorine) 94

NE - Chronopoulos (Baba, Harris) 40, Chronopoulos (Ramos) 70

	Shots	Saves	Fouls	Offside	Corners
LA	10	3	11	1	4
NE	12	4	18	3	7

New England Revolution 1 at Colorado Rapids 2

May 29 at Mile High Stadium (Denver, Colo.)

Alt: 5,162

Scoring - NE - Keegan (Beasley, Franchino) 90

COL - Agogo (Bravo, Zambrano) 38, Agogo (unassisted) 80

	Shots	Saves	Fouls	Offside	Corners
NE	17	3	16	3	3
COL	14	5	14	5	5

Miami Fusion 0 at New England Revolution 2

June 3 at Foxboro Stadium (Foxborough, Mass.)

Alt: 16,139

Scoring - MIA - None

NE - Chronopoulos (Baba) 72, Harkes (Ramos) 92

	Shots	Saves	Fouls	Offside	Corners
MIA	9	7	9	2	4
NE	26	0	19	2	9

San Jose Earthquakes 0 at New England Revolution 3

June 10 at Foxboro Stadium (Foxborough, Mass.)

Alt: 14,109

Scoring - SJ - None

NE - Chronopoulos (Torres, Harkes) 28, Beasley (Baba, Alvarez) 74, Beasley (Harris, Keegan) 88

	Shots	Saves	Fouls	Offside	Corners
SJ	8	6	18	4	6
NE	19	2	15	3	4

New England Revolution 2 at MetroStars 4

June 17 at Giants Stadium (East Rutherford, N.J.)

Alt: 10,081

Scoring - NE - Baba (penalty kick) 24, Harris (Baba) 29

MET - Walsh (Mathis, Dooley) 20, Valencia (Pelke) 41, Shak (Valencia, Chung) 43, Mathis (unassisted) 49

	Shots	Saves	Fouls	Offside	Corners
NE	14	4	20	4	7
MET	13	5	32	4	3



New England Revolution 2 at San Jose Earthquakes 2 (20T)

June 21 at Spartan Stadium (San Jose, Calif.)

Att: 10,217

Scoring - NE - Harris (Chronopoulos) 79, Wright (Asad, Harkes) 91

SJ - Krakowiak (Conteh) 10, Karapetyan (Cannon) 69

	Shots	Saves	Fouls	Offside	Corners
NE	14	3	19	6	7
SJ	13	6	18	8	4

New England Revolution 1 at Columbus Crew 3

June 24 at Columbus Crew Stadium (Columbus, Ohio)

Att: 15,039

Scoring - NE - Ramos (unassisted) 19

CLB - Farrell (Warzycha, Washington) 15, Cunningham (West, Washington) 69, Perez (Washington, DeBrito) 87

	Shots	Saves	Fouls	Offside	Corners
NE	18	2	16	6	6
CLB	12	4	13	7	2

New England Revolution 1 at Miami Fusion 2

July 4 at Lockhart Stadium (Ft. Lauderdale, Fla.)

Att: 6,239

Scoring - NE - Harris (Harkes, McKinley) 3

MIA - Gutierrez (penalty kick) 30, Rooney (Serna, Vargas) 55

	Shots	Saves	Fouls	Offside	Corners
NE	15	2	23	6	5
MIA	11	3	19	5	7

New England Revolution 1 at Columbus Crew 4

July 12 at Columbus Crew Stadium (Columbus, Ohio)

Att: 12,998

Scoring - NE - Harkes (penalty kick) 80

CLB - Washington (Warzycha) 43, Washington (Cunningham) 49, West (Perez) 74, West (Aguilera) 89

	Shots	Saves	Fouls	Offside	Corners
NE	11	4	20	1	5
CLB	14	1	12	5	6

MetroStars 2 at New England Revolution 0

July 15 at Foxboro Stadium (Foxborough, Mass.)

Att: 16,838

Scoring - MET - Comas (Hernandez) 3, Villegas (Valencia) 62

NE - None

	Shots	Saves	Fouls	Offside	Corners
MET	6	4	24	2	1
NE	10	4	16	6	8

New England Revolution 1 at Kansas City Wizards 0

July 19 at Arrowhead Stadium (Kansas City, Mo.)

Att: 4,582

Scoring - NE - Harris (unassisted) 85

KC - None

	Shots	Saves	Fouls	Offside	Corners
NE	11	3	17	4	3
KC	14	5	23	8	6

New England Revolution 2 at San Jose Earthquakes 1

July 22 at Spartan Stadium (San Jose, Calif.)

Att: 7,827

Scoring - NE - Sunsing (Harris) 16, Harris (Alvarez, Ramos) 63

SJ - Krakowiak (Karapetyan, Burns) 46

	Shots	Saves	Fouls	Offside	Corners
NE	8	7	15	6	3
SJ	13	3	13	3	3

Dallas Burn 2 at New England Revolution 1

Aug. 2 at Foxboro Stadium (Foxborough, Mass.)

Att: 13,910

Scoring - DAL - Rhine (unassisted) 21, Kreis (Rhine, Pareja) 67

NE - Harris (Beasley) 87

	Shots	Saves	Fouls	Offside	Corners
DAL	6	6	16	4	3
NE	15	1	15	0	7

Columbus Crew 1 at New England Revolution 1 (20T)

Aug. 5 at Foxboro Stadium (Foxborough, Mass.)

Att: 19,809

Scoring - CLB - Warzycha (unassisted) 84

NE - Harris (Sunsing) 88

	Shots	Saves	Fouls	Offside	Corners
CLB	15	8	20	2	5
NE	26	2	20	2	7

New England Revolution 1 at MetroStars 2 (OT)

Aug. 12 at Giants Stadium (East Rutherford, N.J.)

Att: 12,688

Scoring - NE - Harris (Wright, Harkes) 87

MET - Valencia (Mathis, Mattheus) 88, Valencia (Mathis) 93

	Shots	Saves	Fouls	Offside	Corners
NE	14	3	16	5	5
MET	10	4	18	7	5

Tampa Bay Mutiny 1 at New England Revolution 2

Aug. 19 at Foxboro Stadium (Foxborough, Mass.)

Att: 15,129

Scoring - TB - Ralston (Valderrama) 81

NE - Harris (Baba, Wynalda) 77, Baba (unassisted) 88

	Shots	Saves	Fouls	Offside	Corners
TB	8	13	14	1	2
NE	23	3	17	4	7

Columbus Crew 1 at New England Revolution 2

Aug. 26 at Foxboro Stadium (Foxborough, Mass.)

Att: 17,867

Scoring - CLB - McBride (penalty kick) 20

NE - Baba (penalty kick) 35, Harris (Sunsing, Baba) 51

	Shots	Saves	Fouls	Offside	Corners
CLB	10	2	15	5	4
NE	13	3	22	2	4

D.C. United 0 at New England Revolution 1

Aug. 30 at RFK Stadium (Washington, D.C.)

Att: 15,489

Scoring - DC - None

NE - Morales (unassisted) 59

	Shots	Saves	Fouls	Offside	Corners
DC	10	1	24	2	5
NE	4	6	18	7	3

New England Revolution 0 at D.C. United 2

Sept. 3 at RFK Stadium (Washington, D.C.)

Att: 51,996

Scoring - NE - None

DC - Marino (Agoos) 55, Marino (Wood) 61

	Shots	Saves	Fouls	Offside	Corners
NE	7	8	5	5	4
DC	20	3	14	6	5

Kansas City Wizards 1 at New England Revolution 0

Sept. 6 at Foxboro Stadium (Foxborough, Mass.)

Att: 7,709

Scoring - KC - Molnar (Henderson, McKeon) 50

NE - None

	Shots	Saves	Fouls	Offside	Corners
KC	5	4	14	3	3
NE	9	3	15	2	2

MetroStars 3 at New England Revolution 4

Sept. 9 at Foxboro Stadium (Foxborough, Mass.)

Att: 20,419

Scoring - MET - Comas (unassisted) 15, Comas (Jolley) 34, Comas (Villegas) 47

NE - Baba (penalty kick) 6, Franchino (unassisted) 36, Beasley (Franchino) 40,

Franchino (Baba, Beasley) 68

	Shots	Saves	Fouls	Offside	Corners
MET	13	6	11	3	6
NE	20	4	11	1	15



2000 PLAYOFFS

MLS PLAYOFFS QUARTERFINALS - GM. 1

@ CHICAGO FIRE

L, 1-2 September 19, 2000

GK Causey
D Eyre
D Wright
D Pierce (Wynalda 35')
M Franchino
M Baba
M Alvarez
M Chronopoulos
M Harkes
F Harris
F Sunning (Torres 86')

MLS PLAYOFFS QUARTERFINALS - GM. 2

VS. CHICAGO FIRE

W, 2-1 September 19, 2000

GK Causey
D Eyre
D Wright
D Franchino
M Chronopoulos
M Harkes
M Alvarez
M Baba (Beasley 66')
F Sunning
F Harris (Parra 92+)
F Wynalda (Morales 67')

MLS PLAYOFFS QUARTERFINALS - GM. 3

@ CHICAGO FIRE

L, 0-6 September 22, 2000

GK Causey
D Eyre
D Wright
D Franchino
M Chronopoulos
M Harkes
M Alvarez
M Baba (Beasley 46')
F Sunning
F Harris (Morales 46')
F Wynalda (Keegan 58')

STATISTICS

#	POS	PLAYER	GP	GS	MIN	G	A	PTS	SHT	SOG	BLK	FC	FS	OFF	CK	C	E
13	FWD	Wolde Harris	3	3	224	1	1	3	9	6	0	2	6	4	0	0	0
29	DEF	Mauricio Wright	3	3	270	1	0	2	4	4	1	3	3	0	0	2	0
21	FWD	Eric Wynalda	3	2	180	1	0	2	4	2	0	5	3	1	1	0	0
8	MID	Imad Baba	3	3	201	0	1	1	1	0	0	6	5	0	3	1	0
7	FWD	Jose Luis Morales	2	0	68	0	1	1	1	0	0	0	0	0	4	0	0
14	MID	Leonel Alvarez	3	3	270	0	0	0	0	0	0	7	2	0	0	1	0
17	FWD	Jamar Beasley	2	0	69	0	0	0	0	0	0	2	2	4	0	0	0
26	GK	Jeff Causey	3	3	270	0	0	0	0	0	0	0	1	0	0	0	0
5	DEF	Ted Chronopoulos	3	3	270	0	0	0	1	0	0	3	3	0	0	1	0
12	DEF	Adam Eyre	3	3	270	0	0	0	0	0	0	5	4	0	0	2	0
11	DEF	Joe Franchino	3	3	270	0	0	0	2	0	0	5	5	0	0	0	0
6	MID	John Harkes	3	3	270	0	0	0	3	1	0	2	5	0	1	1	0
18	FWD	Paul Keegan	1	0	32	0	0	0	0	0	0	0	3	0	0	0	0
16	MID	Carlos Parra	1	0	1	0	0	0	0	0	0	0	0	0	0	0	0
19	DEF	Rusty Pierce	1	1	35	0	0	0	0	0	0	2	2	0	0	0	0
77	FWD	William Sunning	3	3	266	0	0	0	5	4	0	3	3	1	1	0	0
9	FWD	Johnny Torres	1	0	4	0	0	0	0	0	0	2	0	0	0	1	0
TEAM TOTALS			3	3	270	3	3	9	30	17	1	47	47	10	10	9	0
OPPONENT TOTALS			3	3	270	9	15	33	30	15	2	51	45	15	12	5	0

GAME-WINNING GOALS: Mauricio Wright 1, Wolde Harris 1

GAME-WINNING ASSISTS: Jose Luis Morales 1, Imad Baba 1

PENALTY KICK GOALS/ATTEMPTS: None

#	POS	GOALKEEPER	GP	GS	MIN	SHT	SV	C/P	GA	GAA	PG	PA	W	L	T	SO
26	GK	Jeff Causey	3	3	270	15	6	6	9	3.00	0	1	1	2	0	0
TEAM TOTALS			3	3	270	15	6	6	9	3.00	0	1	1	2	0	0
OPPONENT TOTALS			3	3	270	17	12	12	3	1.00	0	0	2	1	0	1

BOX SCORES

MLS CUP QUARTERFINAL, GAME 1

New England Revolution 1 at Chicago Fire 2

Sept. 15 at Soldier Field (Chicago, Ill.)

Alt: 10,476

Scoring - NE - Harris (Baba) 50

CHI - own goal (Wright) 54, Kovalenko (Stoitchkov, Razov) 73

	Shots	Saves	Fouls	Offside	Corners
NE	6	3	18	1	1
CHI	8	1	13	2	6

MLS CUP QUARTERFINAL, GAME 3

New England Revolution 0 at Chicago Fire 6

Sept. 22 at Soldier Field (Chicago, Ill.)

Alt: 5,972

Scoring - NE - None

CHI - Razov (Beasley, Stoitchkov) 5, Stoitchkov (Kovalenko, Razov) 14, Stoitchkov (Razov, Brown) 17, Nowak (Stoitchkov, Razov) 47, Razov (Stoitchkov, Nowak) 65, George (Razov, Sorber) 75

	Shots	Saves	Fouls	Offside	Corners
NE	10	2	7	6	4
CHI	15	5	15	9	2

MLS CUP QUARTERFINAL, GAME 2

Chicago Fire 1 at New England Revolution 2

Sept. 19 at Foxboro Stadium (Foxborough, Mass.)

Alt: 10,723

Scoring - CHI - Kovalenko (Bonseu) 83

NE - Wynalda (Harris) 18, Wright (Morales) 86

	Shots	Saves	Fouls	Offside	Corners
CHI	7	6	23	4	4
NE	14	1	22	3	5



1999 RESULTS

DATE	OPPONENT	RESULT	SCORE	NOTES	ATT.	W-L-T	POS.	PTS
03/28/1999	at Miami Fusion	L	1-2		7,211	0-1-0	T4	0
04/03/1999	at Kansas City Wizards	W	1-0		8,313	1-1-0	T3	3
04/10/1999	D.C. UNITED	L	2-3	SO	18,373	1-2-0	4	3
04/17/1999	COLUMBUS CREW	L	0-1	SO	14,732	1-3-0	4	3
04/24/1999	at D.C. United	W	3-2		15,132	2-3-0	2	6
05/01/1999	COLORADO RAPIDS	L	1-2		13,427	2-4-0	T3	6
05/08/1999	MIAMI FUSION	W	1-0	SO	11,173	3-4-0	T3	7
05/15/1999	at Columbus Crew	L	0-2		24,741	3-5-0	5	7
05/23/1999	at Los Angeles Galaxy	L	0-1		7,581	3-6-0	5	7
05/29/1999	at MetroStars	W	4-3	SO	43,192	4-6-0	T4	8
06/05/1999	CHICAGO FIRE	W	2-0		21,313	5-6-0	4	11
06/13/1999	MIAMI FUSION	W	4-3		19,069	6-6-0	T3	12
06/16/1999	at Columbus Crew	L	1-2	SO	14,005	6-7-0	T3	12
06/19/1999	at Tampa Bay Mutiny	W	3-2		11,256	7-7-0	3	15
06/26/1999	at Dallas Burn	L	0-2		12,561	7-8-0	3	15
07/04/1999	METROSTARS	W	3-2		28,986	8-8-0	3	18
07/11/1999	LOS ANGELES GALAXY	L	2-5		14,323	8-9-0	3	18
07/25/1999	D.C. UNITED	L	0-2		15,132	8-10-0	3	18
07/31/1999	at Tampa Bay Mutiny	L	1-4		14,879	8-11-0	T4	18
08/06/1999	at Colorado Rapids	L	0-1	SO	23,895	8-12-0	T4	18
08/12/1999	SAN JOSE CLASH	L	1-2		13,427	8-13-0	5	18
08/18/1999	TAMPA BAY MUTINY	L	0-1		13,087	8-14-0	5	18
08/21/1999	at San Jose Clash	L	1-2		10,112	8-15-0	5	18
08/25/1999	at MetroStars	W	2-1	SO	9,143	9-15-0	5	19
08/28/1999	at Chicago Fire	L	1-2		18,517	9-16-0	5	19
09/04/1999	TAMPA BAY MUTINY	L	1-5		30,564	9-17-0	5	19
09/07/1999	KANSAS CITY WIZARDS	W	3-2		7,260	10-17-0	T4	22
09/11/1999	at Miami Fusion	L	1-2		8,038	10-18-0	5	22
09/18/1999	COLUMBUS CREW	L	0-1	SO	16,278	10-19-0	5	22
09/24/1999	DALLAS BURN	L	0-1		9,273	10-20-0	5	22
10/02/1999	METROSTARS	W	2-1		21,335	11-20-0	4	25
10/09/1999	at D.C. United	W	2-1	SO	20,695	12-20-0	5	26

COACHES

COACH	W	L	T	PCT.
Walter Zenga	10	20	0	.333
Steve Nicol	2	0	0	1.000
TOTALS	12	20	0	.375



1999 STATISTICS

#	POS	PLAYER	GP	GS	MIN	G	A	PTS	SHT	SOG	BLK	FC	FS	OFF	CK	C	E
9	FWD	Joe-Max Moore	29	29	2610	15	8	38	83	47	0	49	66	23	69	1	0
17	FWD	Giovanni Savarese	27	25	2062	10	2	22	48	30	0	35	28	17	0	2	0
7	MID	Ivan McKinley	29	29	2430	4	4	12	42	18	1	41	15	5	0	8	1
20	FWD	Johnny Torres	27	10	1248	3	3	9	28	14	0	25	32	17	8	1	0
6	MID	John Harkes	22	21	1880	0	8	8	25	5	3	31	29	2	8	1	0
5	DEF	Ted Chronopoulos	31	31	2710	1	5	7	25	14	1	33	42	7	30	4	0
4	MID	Mike Burns	28	28	2505	1	4	6	25	13	3	32	19	2	1	4	0
16	MID	Jair	18	16	1263	1	1	3	18	9	0	15	15	4	14	4	0
16	MID	Carlos Parra	12	4	473	1	0	2	3	1	0	12	2	0	0	2	1
8	MID	Jeff Baicher	10	10	795	1	0	2	20	11	0	14	18	4	26	4	0
10	MID	Edwin Gorter	6	4	359	1	0	2	11	5	1	4	8	1	9	1	0
12	MID	Kris Kelderman	18	11	995	0	2	2	3	2	0	14	9	0	0	1	0
14	MID	Leonel Alvarez	8	8	658	0	1	1	5	1	0	9	13	0	0	1	0
17	FWD	Jamar Beasley	18	3	502	0	1	1	16	8	0	8	13	7	1	1	0
2	DEF	Brian Dunseth	29	25	2370	0	1	1	7	3	3	32	15	0	0	5	0
11	DEF	Mario Gori	17	16	1349	0	1	1	6	1	3	26	23	1	0	3	1
18	FWD	Paul Keegan	10	4	365	0	1	1	4	2	0	16	9	1	0	0	0
1	GK	Walter Zenga	25	25	2125	0	1	1	0	0	0	0	2	0	0	5	0
21	MID	Imad Baba	2	2	108	0	0	0	1	1	0	3	3	0	0	0	0
2	DEF	Dan Calichman	25	25	2009	0	0	0	2	2	2	44	40	0	0	3	0
26	GK	Jeff Causey	16	7	755	0	0	0	0	0	0	0	0	0	0	0	1
19	DEF	Chaka Daley	2	0	67	0	0	0	0	0	0	0	1	0	0	0	0
21	MID	Paulo Dos Santos	16	4	652	0	0	0	11	4	0	28	13	0	0	1	0
7	DEF	Richard Gouloze	11	9	805	0	0	0	1	0	1	15	4	0	0	1	0
7	FWD	Ariel Graziani	3	3	243	0	0	0	4	2	0	8	4	3	1	1	0
22	FWD	Tony Kuhn	6	2	214	0	0	0	5	1	0	7	4	0	0	1	0
24	DEF	Manny Motajo	2	1	56	0	0	0	0	0	0	2	0	0	0	0	0
33	FWD	Carlos Rocha	1	0	20	0	0	0	0	0	0	1	1	1	1	1	0
TEAM TOTALS			32	32	2880	38	43	119	393	194	18	504	428	95	168	56	5
OPPONENT TOTALS			32	32	2880	53	72	178	376	189	22	456	483	168	186	36	1

GAME-WINNING GOALS: Joe-Max Moore 5, Ivan McKinley 1, Jeff Baicher 1

GAME-WINNING ASSISTS: Ivan McKinley 3, Mike Burns 2, Johnny Torres 1, Brian Dunseth 1, Jamar Beasley 1

PENALTY KICK GOALS/ATTEMPTS: Johnny Torres 1-2, Joe-Max Moore 1-1

#	POS	GOALKEEPER	GP	GS	MIN	SHT	SV	C/P	GA	GAA	PG	PA	W	L	T	SO
26	GK	Jeff Causey	16	7	755	49	32	36	8	0.95	0	0	7	7	0	1
1	GK	Walter Zenga	25	25	2125	140	87	105	45	1.91	1	2	5	13	0	2
TEAM TOTALS			32	32	2880	189	119	141	53	1.66	1	2	12	20	0	6
OPPONENT TOTALS			32	32	2880	194	134	191	38	1.19	2	3	20	12	0	10



1999 LINEUPS

MIAMI FISSION

L, 1-2 (SO) March 28, 1999
 GK Zenga
 D Chronopoulos
 D Calichman
 D Gouloze
 D Burns
 M Jair (Rocha 70)
 M Kelderman (Dos Santos 58)
 M McKinley
 M Torres (Dunseith 52)
 F Moore
 F Savarese

COLORADO RAPIDS

L, 1-2 May 1, 1999
 GK Zenga
 D Chronopoulos
 D Molajo (Beasley 45)
 D Calichman
 D Dunseith (Kuhn 81)
 D Burns
 M McKinley
 M Jair
 M Kelderman
 M Dos Santos (Torres 61)
 F Moore
 F Savarese

CHICAGO FIRE

L, 0-2 June 5, 1999
 GK Zenga
 D Chronopoulos
 D Calichman
 D Dunseith
 D McKinley
 M Kelderman (Gouloze 71)
 M Harkes
 M Jair (Parra 54)
 M Gorter
 F Moore
 F Savarese (Torres 75)

METROSTARS

W, 3-2 July 4, 1999
 GK Zenga
 D Burns
 D Calichman (Kelderman 79)
 D Dunseith
 M Gori (Daley 62)
 M Chronopoulos (Parra 69)
 M McKinley
 M Harkes
 M Jair
 F Moore
 F Savarese

SAN JOSE CLASH

L, 1-2 August 12, 1999
 GK Causey
 D Chronopoulos
 D Gori
 D Dunseith
 M McKinley (Kelderman 52)
 M Parra
 M Burns
 M Harkes
 F Graziani (Beasley 82)
 F Keegan (Savarese 42)
 F Moore

TAMPA BAY MUTINY

L, 1-5 Sept. 4, 1999
 GK Zenga (Causey 56)
 D Chronopoulos
 D Gori
 D Dunseith
 M McKinley
 M Burns
 M Dos Santos (Torres 54)
 M Harkes
 M Baicher (Parra 71)
 F Moore
 F Savarese (Beasley 61)

METROSTARS

W, 2-1 October 2, 1999
 GK Causey
 D Gori
 D McKinley
 D Calichman
 D Chronopoulos
 M Harkes
 M Burns
 M Baicher (Dos Santos 78)
 M Alvarez
 F Moore
 F Savarese (Torres 79)

KANSAS CITY WIZARDS

W, 1-0 April 3, 1999
 GK Zenga
 D Chronopoulos
 D Calichman
 D Gouloze
 D Dunseith
 M Burns
 M Jair
 M Keegan
 M McKinley (Dos Santos 46)
 F Moore
 F Torres

MIAMI FISSION

W, 1-0 (SO) May 8, 1999
 GK Zenga (Causey 67)
 D Chronopoulos
 D Calichman
 D Dunseith
 D Burns (Kuhn 75)
 M Jair (Dos Santos 72)
 M Kelderman
 M Gorter
 M Torres (Beasley 82)
 F Moore
 F Savarese (Kuhn 69)

MIAMI FISSION

W, 4-3 (SO) June 13, 1999
 GK Zenga (Causey 89)
 D Calichman
 D Chronopoulos
 D Gouloze
 M Burns
 M Kelderman (Keegan 66)
 M McKinley
 M Jair (Gorter 61)
 M Harkes
 F Savarese (Beasley 77)
 F Torres

LOS ANGELES GALAXY

L, 2-5 July 11, 1999
 GK Zenga
 D Dunseith (Beasley 81)
 D Calichman
 D Chronopoulos
 M Burns
 M McKinley
 M Harkes
 M Keegan (Torres 58)
 F Moore
 F Savarese

TAMPA BAY MUTINY

L, 0-1 August 18, 1999
 GK Causey
 D Chronopoulos
 D Dunseith
 D Gori
 M Burns
 M McKinley
 M Alvarez
 M Harkes
 M Baicher (Torres 64)
 F Moore
 F Savarese (Beasley 81)

KANSAS CITY WIZARD

W, 3-2 Sept. 7, 1999
 GK Zenga (Causey 87)
 D Gori
 D Burns
 D Chronopoulos
 M McKinley
 M Parra (Torres 51)
 M Harkes
 M Baicher (Beasley 77)
 M Baba (Dos Santos 63)
 F Moore
 F Savarese

D.C. UNITED

W, 2-1 (SO) October 9, 1999
 GK Causey
 D Burns
 D Calichman (Keegan 89)
 D McKinley
 D Chronopoulos
 M Harkes
 M Alvarez
 M Dos Santos
 M Baicher (Gori 82)
 F Moore
 F Savarese (Torres 69)

D.C. UNITED

L, 2-3 (SO) April 10, 1999
 GK Zenga
 D Chronopoulos
 D Calichman
 D Gouloze
 D Dunseith (Savarese 76)
 M Torres
 M Jair
 M McKinley
 M Burns
 F Kuhn (Gorter 70)
 F Moore

COLUMBUS CREW

L, 0-2 May 15, 1999
 GK Zenga
 D Chronopoulos
 D Calichman
 D Dunseith
 D Dos Santos
 M McKinley
 M Kelderman
 M Gorter (Harkes 75)
 M Torres
 F Moore
 F Savarese

COLUMBUS CREW

L, 1-2 (SO) June 16, 1999
 GK Zenga (Causey 89)
 D Dunseith
 D Calichman
 D Chronopoulos
 D Gouloze
 M Burns
 M Harkes
 M Kelderman (Keegan 89)
 M McKinley (Parra 64)
 F Moore
 F Savarese (Beasley 59)

D.C. UNITED

L, 0-2 July 25, 1999
 GK Zenga (Causey 46)
 D Burns
 D Calichman (Dunseith 56)
 D Chronopoulos
 D Gori
 M Jair
 M Kelderman (Dos Santos 68)
 M McKinley
 M Parra (Keegan 46)
 F Torres
 F Beasley

SAN JOSE CLASH

L, 1-2 August 21, 1999
 GK Zenga
 D Chronopoulos (Torres 76)
 D Dunseith
 D Gori
 M Burns
 M McKinley (Parra 83)
 M Alvarez
 M Harkes
 M Baicher
 F Moore
 F Savarese (Daley 51)

MIAMI FISSION

L, 1-2 (SO) Sept. 11, 1999
 GK Zenga (Causey 88)
 D Dunseith
 D Burns
 D McKinley (Parra 46)
 D Gori
 M Baba (Dos Santos 46)
 M Alvarez (Torres 79)
 M Harkes
 M Chronopoulos
 F Moore
 F Savarese

COLUMBUS CREW

L, 0-1 (SO) April 17, 1999
 GK Zenga
 D Chronopoulos
 D Gouloze
 D Calichman
 M Burns
 M Moore
 M Gorter (Dunseith 55)
 M McKinley
 M Jair
 F Kuhn (Kelderman 79)
 F Torres

LOS ANGELES GALAXY

L, 0-1 May 23, 1999
 GK Zenga
 D Chronopoulos
 D Calichman
 D Dunseith
 D Gouloze (Dos Santos 41)
 M Harkes
 M Jair (Torres 29)
 M McKinley
 M Moore
 F Beasley (Kuhn 70)
 F Savarese

TAMPA BAY MUTINY

W, 3-2 June 19, 1999
 GK Zenga
 D Dunseith
 D Calichman
 D Burns
 M Chronopoulos
 M Harkes (Kelderman 65)
 M Gouloze
 M McKinley (Parra 78)
 F Moore
 F Savarese (Torres 57)

TAMPA BAY MUTINY

L, 1-4 July 31, 1999
 GK Zenga
 D Dunseith
 D Calichman (Keegan 45)
 D Burns
 D Gori
 M Chronopoulos
 M Jair
 M Kelderman (Parra 56)
 M McKinley (Torres 45)
 F Graziani
 F Beasley

METROSTARS

W, 2-1 (SO) August 25, 1999
 GK Zenga
 D Dunseith
 D Calichman
 D Burns
 M Chronopoulos
 M Harkes
 M McKinley (Kelderman 82)
 M Alvarez (Dos Santos 39)
 M Baicher
 F Savarese

COLUMBUS CREW

L, 0-1 (SO) Sept. 18, 1999
 GK Causey
 D Chronopoulos
 D Calichman (Beasley 79)
 D Burns
 M Chronopoulos
 M Baicher (Torres 74)
 M Alvarez
 M Harkes
 F Moore
 F Savarese

D.C. UNITED

W, 3-2 April 24, 1999
 GK Zenga
 D Chronopoulos
 D Calichman
 D Gouloze
 D Dunseith
 M McKinley (Torres 61)
 M Jair (Molajo 79)
 M Kelderman
 M Burns
 F Moore
 F Savarese (Kuhn 69)

METROSTARS

W, 4-3 (SO) May 29, 1999
 GK Zenga (Causey 89)
 D Chronopoulos
 D Calichman
 D Dunseith
 D Burns
 M McKinley (Dos Santos 85)
 M Kelderman
 M Harkes
 M Jair (Gouloze 65)
 F Moore
 F Savarese (Beasley 82)

DALLAS BURN

L, 0-2 June 26, 1999
 GK Zenga
 D Calichman (Keegan 50)
 D Dunseith
 D Gori
 M Burns
 M Chronopoulos (Dos Santos 59)
 M Kelderman
 M Jair
 F Moore
 F Savarese (Beasley 73)

COLORADO RAPIDS

L, 0-1 (SO) August 6, 1999
 GK Zenga (Causey 76)
 D Dunseith
 D Chronopoulos (Kelderman 76)
 M McKinley
 D Gori
 M Burns
 M Harkes
 M Parra
 M Graziani (Torres 71)
 F Moore
 F Keegan (Jair 66)

CHICAGO FIRE

L, 1-2 August 28, 1999
 GK Zenga
 D Dunseith
 D Calichman (Kelderman 36)
 D Gori (Dos Santos)
 M Burns
 M Chronopoulos
 M McKinley
 M Harkes
 M Baicher
 F Moore
 F Savarese (Beasley 70)

DALLAS BURN

L, 0-1 Sept. 24, 1999
 GK Causey
 D Gori (Beasley 86)
 D Chronopoulos
 D Burns
 D Calichman (Dunseith 46)
 M Harkes
 M McKinley
 M Alvarez
 M Baicher (Torres 79)
 F Moore
 F Savarese

1999 BOX SCORES

New England Revolution 1 at Miami Fusion 2 (SO)

March 28 at Lockhart Stadium (Ft. Lauderdale, Fla.)

Att: 7,211

Scoring - NE - Savarese (Moore) 1

MIA - Marshall (Valderrama) 86

	Shots	Saves	Fouls	Offside	Corners
NE	9	8	17	2	1
MIA	16	1	12	4	13

New England Revolution 1 at Kansas City Wizards 0

April 3 at Arrowhead Stadium (Kansas City, Mo.)

Att: 8,313

Scoring - NE - Moore (Burns, Torres) 40

KC - None

	Shots	Saves	Fouls	Offside	Corners
NE	11	7	14	2	5
KC	17	7	15	5	7

D.C. United 3 at New England Revolution 2 (SO)

April 10 at Foxboro Stadium (Foxborough, Mass.)

Att: 18,373

Scoring - DC - Auger (Elcheverry, Lassiter) 45, Lassiter (Olsen, Auger) 73

NE - Moore (unassisted) 50, Torres (unassisted) 83

	Shots	Saves	Fouls	Offside	Corners
DC	13	3	15	2	5
NE	9	5	16	4	7

Columbus Crew 1 at New England Revolution 0 (SO)

April 17 at RFK Stadium (Foxborough, Mass.)

Att: 14,732

Scoring - None

	Shots	Saves	Fouls	Offside	Corners
CLB	10	2	13	8	3
NE	8	4	12	1	4

New England Revolution 3 at D.C. United 2

April 24 at RFK Stadium (Washington, D.C.)

Att: 15,132

Scoring - NE - McKinley (Kelderman, Savarese) 32, Savarese (Chronopoulos) 37, McKinley (Dunseth) 45

DC - Lassiter (Elcheverry) 27, Wood (Kamler) 87

	Shots	Saves	Fouls	Offside	Corners
NE	8	1	24	7	6
DC	12	2	18	7	6

Colorado Rapids 2 at New England Revolution 1

May 1 at Foxboro Stadium (Foxborough, Mass.)

Att: 13,427

Scoring - COL - Dely Valdes (Bravo, Harris) 7, Harris (DiGimarino, Bravo) 82

NE - Moore (unassisted) 20

	Shots	Saves	Fouls	Offside	Corners
COL	11	1	18	7	6
NE	8	6	16	3	3

Miami Fusion 0 at New England Revolution 1 (SO)

May 8 at Foxboro Stadium (Foxborough, Mass.)

Att: 11,173

Scoring - None

	Shots	Saves	Fouls	Offside	Corners
MIA	10	5	16	7	4
NE	14	6	10	2	8

New England Revolution 0 at Columbus Crew 2

May 15 at Columbus Crew Stadium (Columbus, Ohio)

Att: 24,741

Scoring - NE - None

CLB - Cunningham (John) 10, John (Cunningham, Kmosko) 59

	Shots	Saves	Fouls	Offside	Corners
NE	18	2	14	0	8
CLB	13	5	16	4	4

New England Revolution 0 at Los Angeles Galaxy 1

May 23 at Rose Bowl (Los Angeles, Calif.)

Att: 7,581

Scoring - NE - None

LA - Jolley (Vanney) 3

	Shots	Saves	Fouls	Offside	Corners
NE	11	4	16	0	0
LA	15	1	15	5	6

New England Revolution 4 at MetroStars 3 (SO)

May 29 at Giants Stadium (East Rutherford, N.J.)

Att: 43,192

Scoring - NE - McKinley (Harkes, Savarese) 21, Savarese (Moore, Harkes) 34, Savarese (Kelderman, Moore) 54

MET - Hurtado (Kalonji, Pelke) 6, Palacios (unassisted) 50, Kelly (Villegas, Hurtado) 58

	Shots	Saves	Fouls	Offside	Corners
NE	11	3	18	1	5
MET	13	3	6	4	6

Chicago Fire 0 at New England Revolution 2

June 5 at Foxboro Stadium (Foxborough, Mass.)

Att: 21,313

Scoring - CHI - None

NE - Moore (McKinley) 17, McKinley (Harkes) 76

	Shots	Saves	Fouls	Offside	Corners
CHI	9	5	10	6	9
NE	10	3	15	1	5

Miami Fusion 3 at New England Revolution 4 (SO)

June 13 at Foxboro Stadium (Foxborough, Mass.)

Att: 19,069

Scoring - MIA - Gutierrez (unassisted) 24, Marshall (Gutierrez) 64, Serna (Melo, Gutierrez) 87

NE - Torres (Zenga) 20, Torres (penalty kick) 85, Gorter (Torres) 89

	Shots	Saves	Fouls	Offside	Corners
MIA	14	4	11	5	14
NE	12	5	12	3	9

New England Revolution 1 at Columbus Crew 2 (SO)

June 16 at Columbus Crew Stadium (Columbus, Ohio)

Att: 14,005

Scoring - NE - Savarese (Chronopoulos) 5

CLB - Cunningham (McBride, Maisonneuve) 14

	Shots	Saves	Fouls	Offside	Corners
NE	14	3	20	2	4
CLB	13	3	14	8	6

New England Revolution 3 at Tampa Bay Mutiny 2

June 19 at Raymond James Stadium (Tampa, Fla.)

Att: 11,256

Scoring - NE - Moore (unassisted) 4, Ribeiro (Moore) 62, Moore (McKinley) 81

TB - Shannon (Tritschuh) 34, Marino (Dougherty) 75

	Shots	Saves	Fouls	Offside	Corners
NE	22	2	19	4	5
TB	10	9	6	5	7

New England Revolution 0 at Dallas Burn 2

June 26 at Cotton Bowl (Dallas, Texas)

Att: 12,561

Scoring - NE - None

DAL - Rodriguez (Alvarez, Kreis) 37, Kreis (unassisted) 90

	Shots	Saves	Fouls	Offside	Corners
NE	12	2	17	4	7
DAL	12	3	14	8	4

MetroStars 2 at New England Revolution 3

July 4 at Foxboro Stadium (Foxborough, Mass.)

Att: 28,986

Scoring - MET - Chung (Ramos) 30, Villegas (Kalonji, Kelly) 84

NE - Moore (Chronopoulos) 22, Savarese (Ribeiro, Moore) 27, Moore (Burns) 53

	Shots	Saves	Fouls	Offside	Corners
MET	13	3	12	4	8
NE	8	4	8	5	1



Los Angeles Galaxy 5 at New England Revolution 2

July 11 at Foxboro Stadium (Foxborough, Mass.) Att: 14,323

Scoring - LA - Mathis (Cienfuegos) 40, Hendrickson (Cienfuegos, Jones) 63, Myers (Cienfuegos, Hermosillo) 73, Jones (Hendrickson, Pena) 85, Hermosillo (Jones) 90
NE - Moore (Chronopoulos) 39, Moore (penalty kick) 66

	Shots	Saves	Fouls	Offside	Corners
LA	12	3	20	7	4
NE	11	3	9	5	5

D.C. United 2 at New England Revolution 0

July 25 at Foxboro Stadium (Foxborough, Mass.) Att: 15,132

Scoring - DC - Lassiter (Peay, Maessner) 11, Talley (Otero) 33
NE - None

	Shots	Saves	Fouls	Offside	Corners
DC	6	7	15	3	9
NE	15	1	13	6	14

New England Revolution 1 at Tampa Bay Mutiny 4

July 31 at Raymond James Stadium (Tampa, Fla.) Att: 14,879

Scoring - NE - Parra (unassisted) 76
TB - Diaz Arce (Valderrama, Ramos) 6, Shannon (Diaz Arce, Valderrama) 44, Ralston (Diaz Arce) 55, Diaz Arce (Ramos, Alvarado) 88

	Shots	Saves	Fouls	Offside	Corners
NE	15	7	10	5	4
TB	21	4	12	5	4

New England Revolution 0 at Colorado Rapids 1 (SO)

Aug. 6 at Mile High Stadium (Denver, Colo.) Att: 23,895

Scoring - None

	Shots	Saves	Fouls	Offside	Corners
NE	10	2	24	2	1
COL	6	3	11	13	7

San Jose Clash 2 at New England Revolution 1

Aug. 12 at Foxboro Stadium (Foxborough, Mass.) Att: 13,427

Scoring - SJ - Doyle (Baicher) 54, Brose (Lewis, Bower) 77
NE - Chronopoulos (McKinley, Keegan) 6

	Shots	Saves	Fouls	Offside	Corners
SJ	7	6	18	5	6
NE	11	4	20	2	4

Tampa Bay Mutiny 1 at New England Revolution 0

Aug. 18 at Foxboro Stadium (Foxborough, Mass.) Att: 13,087

Scoring - TB - Kotschau (Kinmare, Diaz Arce) 43
NE - None

	Shots	Saves	Fouls	Offside	Corners
TB	11	3	14	1	7
NE	14	4	18	7	7

New England Revolution 1 at San Jose Clash 2

Aug. 21 at Spartan Stadium (San Jose, Calif.) Att: 10,112

Scoring - NE - Moore (unassisted) 37
SJ - Cerritos (penalty kick) 14, Sequeira (Cerritos, Cloutier) 63

	Shots	Saves	Fouls	Offside	Corners
NE	10	4	14	2	1
SJ	11	3	25	2	5

New England Revolution 2 at MetroStars 1 (SO)

Aug. 25 at Giants Stadium (East Rutherford, N.J.) Att: 9,143

Scoring - NE - Moore (Chronopoulos, Harkes) 46
MET - Duhaney (Zambrano, Curcio) 14

	Shots	Saves	Fouls	Offside	Corners
NE	18	6	19	5	7
MET	14	7	21	7	1

New England Revolution 1 at Chicago Fire 2

Aug. 28 at Soldier Field (Chicago, Ill.) Att: 18,517

Scoring - NE - Burns (Harkes) 73
CHI - Kosecki (Klopas, Podbrozny) 27, Nowak (Kosecki) 38

	Shots	Saves	Fouls	Offside	Corners
NE	10	6	17	2	4
CHI	13	3	15	7	4

Tampa Bay Mutiny 5 at New England Revolution 1

Sept. 7 at Foxboro Stadium (Foxborough, Mass.) Att: 30,564

Scoring - TB - Lagos (unassisted) 15, Lagos (unassisted) 21, Diaz Arce (Ramos) 38, Valderrama (Lagos) 47, Ramos (Lagos, Valderrama) 67
NE - Savarese (Gori, Moore) 17

	Shots	Saves	Fouls	Offside	Corners
TB	14	11	5	3	4
NE	19	2	10	4	13

Kansas City Wizards 2 at New England Revolution 3

Sept. 7 at Foxboro Stadium (Foxborough, Mass.) Att: 7,260

Scoring - KC - Preki (unassisted) 8, Henderson (Bunbury, Klein) 49
NE - Savarese (Moore) 67, Savarese (Moore, Torres) 81, Moore (Beasley, McKinley) 87

	Shots	Saves	Fouls	Offside	Corners
KC	8	6	13	1	4
NE	23	1	12	0	7

New England Revolution 1 at Miami Fusion 2 (SO)

Sept. 11 at Lockhart Stadium (Ft. Lauderdale, Fla.) Att: 8,038

Scoring - NE - Savarese (Burns, Harkes) 30
MIA - Melo (Marshall, Mastroeni) 29

	Shots	Saves	Fouls	Offside	Corners
NE	9	2	22	6	2
MIA	15	3	17	6	6

Columbus Crew 1 at New England Revolution 2 (SO)

Sept. 18 at Foxboro Stadium (Foxborough, Mass.) Att: 16,278

Scoring - None

	Shots	Saves	Fouls	Offside	Corners
CLB	11	4	20	4	5
NE	9	2	21	0	8

Dallas Burn 1 at New England Revolution 0

Sept. 24 at Foxboro Stadium (Foxborough, Mass.) Att: 9,273

Scoring - DAL - Pareja (Kreis, Santel) 70
NE - None

	Shots	Saves	Fouls	Offside	Corners
DAL	9	7	10	5	2
NE	10	5	14	0	8

MetroStars 1 at New England Revolution 2

Oct. 2 at Foxboro Stadium (Foxborough, Mass.) Att: 21,335

Scoring - MET - Lozzano (Chung) 70
NE - Moore (Harkes, Burns) 24, Baicher (unassisted) 53

	Shots	Saves	Fouls	Offside	Corners
MET	10	2	6	6	7
NE	10	3	19	2	3

New England Revolution 2 at D.C. United 1 (SO)

Oct. 9 at RFK Stadium (Washington, D.C.) Att: 20,695

Scoring - NE - Moore (Harkes, Alvarez) 50
DC - own goal (Chronopoulos) 2

	Shots	Saves	Fouls	Offside	Corners
NE	14	2	14	6	2
DC	7	5	23	4	3



1998 RESULTS

DATE	OPPONENT	RESULT	SCORE	NOTES	ATT.	W-L-T	POS.	PTS
03/29/1998	at D.C. United	L	1-2	SO	22,263	0-1-0	T4	0
04/04/1998	at Miami Fusion	L	1-2		11,132	0-2-0	T4	0
04/11/1998	at Columbus Crew	L	2-3		10,121	0-3-0	T5	0
04/18/1998	D.C. UNITED	W	2-1	SO	24,133	1-3-0	6	1
04/25/1998	MIAMI FUSION	W	3-0		15,326	2-3-0	5	4
05/03/1998	at San Jose Clash	W	3-1		13,563	3-3-0	5	7
05/10/1998	TAMPA BAY MUTINY	W	4-3		14,723	4-3-0	4	10
05/13/1998	at D.C. United	L	2-3		14,442	4-4-0	4	10
05/16/1998	KANSAS CITY WIZARDS	L	1-3		20,613	4-5-0	5	10
05/22/1998	COLUMBUS CREW	L	0-2		14,302	4-6-0	5	10
05/31/1998	METROSTARS	L	1-2	SO	18,692	4-7-0	5	10
06/07/1998	at Los Angeles Galaxy	L	1-5		38,383	4-8-0	5	10
06/14/1998	CHICAGO FIRE	L	1-3		17,054	4-9-0	5	10
06/24/1998	at MetroStars	L	3-5		10,310	4-10-0	6	10
06/27/1998	DALLAS BURN	L	3-4	SO	18,206	4-11-0	6	10
07/01/1998	at Kansas City Wizards	L	0-1		5,304	4-12-0	6	10
07/04/1998	at Tampa Bay Mutiny	W	3-2		22,704	5-12-0	4	13
07/11/1998	at Colorado Rapids	L	1-2		8,996	5-13-0	5	13
07/15/1998	D.C. UNITED	L	0-1		17,206	5-14-0	T5	13
07/18/1998	at Dallas Burn	W	3-1		10,073	6-14-0	5	16
07/26/1998	MIAMI FUSION	L	1-2		18,337	6-15-0	6	16
07/29/1998	COLORADO RAPIDS	L	1-3		13,074	6-16-0	6	16
08/05/1998	SAN JOSE CLASH	W	3-0		14,163	7-16-0	5	19
08/08/1998	at Columbus Crew	L	1-6		13,712	7-17-0	6	19
08/14/1998	at Tampa Bay Mutiny	W	2-1		8,429	8-17-0	T5	20
08/22/1998	LOS ANGELES GALAXY	L	1-5		24,143	8-18-0	6	20
08/30/1998	at Miami Fusion	L	2-3		6,127	8-19-0	6	20
09/02/1998	at MetroStars	W	2-0		10,826	9-19-0	5	23
09/12/1998	COLUMBUS CREW	W	2-0		35,462	10-19-0	5	26
09/19/1998	TAMPA BAY MUTINY	W	3-0		16,807	11-19-0	5	29
09/23/1998	at Chicago Fire	L	2-3		11,244	11-20-0	5	29
09/26/1998	METROSTARS	L	0-1	SO	24,763	11-21-0	6	29

COACHES

COACH	W	L	T	PCT.
Thomas Rongen	8	18	0	.308
Walter Zenga	3	3	0	.500
TOTALS	11	21	0	.344



1998 STATISTICS

#	POS	PLAYER	GP	GS	MIN	G	A	PTS	SHT	SOG	BLK	FC	FS	OFF	CK	C	E
21	FWD	Raul Diaz Arce	32	32	2878	18	8	44	90	51	0	57	40	44	0	2	0
9	FWD	Joe-Max Moore	21	21	1864	7	15	29	54	25	0	35	50	14	78	3	0
10	MID	Edwin Gorter	28	27	2394	7	7	21	72	25	0	27	20	3	53	5	0
8	MID	Imad Baba	30	29	2484	5	4	14	60	29	0	49	39	10	36	3	1
4	MID	Mike Burns	23	23	2025	1	8	10	18	5	1	32	9	2	0	3	1
14	MID	Ivan McKinley	28	28	2282	4	1	9	34	14	2	36	14	7	0	5	2
5	DEF	Ted Chronopoulos	23	23	1960	2	3	7	16	8	3	32	24	2	3	4	0
16	MID	Jair	11	8	643	3	1	7	9	4	0	7	13	2	6	0	0
20	FWD	Johnny Torres	20	16	1179	2	3	7	22	11	0	19	17	10	6	2	0
18	FWD	Paul Keegan	20	7	892	1	4	6	17	6	0	33	24	4	0	1	0
11	MID	Oscar Pareja	13	13	1088	0	5	5	14	5	0	24	25	1	2	3	0
7	DEF	Richard Goolooze	29	29	2529	1	2	4	12	2	0	52	7	0	0	2	1
24	DEF	Manny Molajo	15	12	1012	0	2	2	3	1	3	24	3	0	0	4	1
17	FWD	Jamar Beasley	3	0	49	0	1	1	0	0	0	1	1	3	0	0	0
33	FWD	Carlos Rocha	16	4	537	0	1	1	11	3	0	9	11	5	0	1	0
11	MID	Evans Wise	10	5	641	0	1	1	12	4	0	21	22	3	0	1	0
11	FWD	Damian	2	1	61	0	0	0	3	3	0	1	1	0	0	0	0
26	GK	Jeff Causey	9	6	544	0	0	0	0	0	0	0	1	0	0	2	0
2	DEF	Brian Dunseth	18	15	1416	0	0	0	0	0	2	21	6	0	0	3	0
1	GK	Ian Feuer	26	26	2336	0	0	0	0	0	0	0	3	0	0	1	0
25	FWD	Tom McLaughlin	1	0	29	0	0	0	0	0	0	1	0	0	0	0	0
3	MID	Janusz Michalik	12	9	759	0	0	0	4	1	0	8	11	0	0	0	0
6	DEF	Dahir Mohammed	7	4	423	0	0	0	2	1	1	8	6	0	0	3	0
12	MID	David Nakhid	18	14	1350	0	0	0	15	7	0	20	19	1	1	2	0
19	FWD	Jesse Van Saun	5	0	117	0	0	0	0	0	0	4	3	0	2	0	0
Own Goals received					2												
TEAM TOTALS			32	32	2880	53	66	172	468	205	12	521	369	111	187	50	6
OPPONENT TOTALS			32	32	2880	66	91	223	447	214	10	389	487	104	176	36	2

GAME-WINNING GOALS: Joe-Max Moore 4, Imad Baba 2, Ivan McKinley 1, Richard Goolooze 1, Raul Diaz Arce 1

GAME-WINNING ASSISTS: Mike Burns 4, Joe-Max Moore 3, Raul Diaz Arce 2, Oscar Pareja 1, Paul Keegan 1, Imad Baba 1

PENALTY KICK GOALS/ATTEMPTS: Raul Diaz Arce 3-4

#	POS	GOALKEEPER	GP	GS	MIN	SHT	SV	C/P	GA	GAA	PG	PA	W	L	T	SO
26	GK	Jeff Causey	9	6	544	35	24	28	11	1.82	0	0	3	6	0	0
1	GK	Ian Feuer	26	26	2336	179	112	135	55	2.12	1	5	8	15	0	5
TEAM TOTALS			32	32	2880	214	136	163	66	2.06	1	5	11	21	0	6
OPPONENT TOTALS			32	32	2880	205	144	196	53	1.66	3	4	21	11	0	4



1998 LINEUPS

@ D.C. UNITED

L, 1-2 (SO) March 29, 1998
 GK Feuer
 D Burns
 D Chronopoulos
 D Gouloze
 D McKinley
 M Baba
 M Gorter
 M Nakhid
 M Wise
 F Diaz Arce
 F Torres (Dunsth 85)

@ SAN JOSE CLASH

W, 3-1 May 3, 1998
 GK Feuer
 D Burns
 D Chronopoulos
 D Dunsth
 D McKinley
 M Jair
 M Gouloze
 M Baba
 M Moore (Wise 86)
 F Diaz Arce
 F Torres (Gorter 46)

VS. METROSTARS

L, 1-2 (SO) May 31, 1998
 GK Feuer (Causey 88)
 D Chronopoulos
 D Dunsth
 D Gouloze
 D McKinley
 M Michalik (Wise 53)
 M Mohammed (Keegan 80)
 M Baba
 M Gorter
 F Diaz Arce
 F Torres (Rocha 72)

@ KANSAS CITY WIZARDS

L, 0-1 July 1, 1998
 GK Causey
 D Chronopoulos
 D Motajo (Rocha 71)
 D Gouloze
 D Burns
 M Pareja
 M McKinley
 M Gorter
 M Baba
 F Diaz Arce
 F Moore

VS. MIAMI FUSION

L, 1-2 July 26, 1998
 GK Causey
 D Gouloze
 D Gorter
 D Burns (Rocha 56)
 D Chronopoulos (Van Saun 18)
 M Pareja
 M McKinley
 M Moore
 M Baba
 F Diaz Arce
 F Torres (Motajo 46)

VS. LOS ANGELES GALAXY

L, 1-5 August 22, 1998
 GK Feuer
 D Motajo
 D McKinley
 D Gouloze (Beasley 72)
 D Burns
 M Gorter (Keegan 82)
 M Jair (Torres 62)
 M Nakhid
 M Baba
 F Diaz Arce
 F Moore

@ CHICAGO FIRE

L, 2-3 September 23, 1998
 GK Feuer
 D Motajo
 D Gouloze
 D Dunsth
 D Chronopoulos
 M Baba
 M McKinley
 M Gorter (Keegan 19)
 M Burns
 F Diaz Arce
 F Moore

@ MIAMI FUSION

L, 1-2 April 4, 1998
 GK Feuer
 D Burns (Rocha 66)
 D Chronopoulos
 D Gouloze
 M Baba
 M Gorter
 M Nakhid
 M Wise (Keegan 82)
 M Wise
 F Diaz Arce
 F Torres

VS. TAMPA BAY MUTINY

W, 4-3 May 10, 1998
 GK Feuer
 D Burns
 D Chronopoulos
 D Dunsth
 D McKinley
 M Jair
 M Gouloze
 M Gorter
 M Baba
 M Moore
 F Diaz Arce

@ LOS ANGELES GALAXY

L, 1-5 June 14, 1998
 GK Feuer
 D Motajo
 D Michalik
 D Dunsth
 D Chronopoulos (Keegan 81)
 D Gouloze (Van Saun 70)
 M Gorter
 M Baba
 M Nakhid
 F Diaz Arce
 F Torres (Rocha 46)
 F Diaz Arce

@ TAMPA BAY MUTINY

W, 3-2 July 4, 1998
 GK Causey
 D Chronopoulos
 D Motajo
 D Gouloze
 D Burns
 M Pareja
 M McKinley
 M Gorter
 M Nakhid (87)
 F Diaz Arce
 F Moore

VS. COLORADO RAPIDS

L, 1-3 July 29, 1998
 GK Causey
 D Michalik (Motajo 74)
 D Gorter
 D Mohammed
 D Burns
 M McKinley
 M Pareja
 M Baba
 F Moore
 F Torres (Keegan 71)
 F Diaz Arce

@ MIAMI FUSION

L, 2-3 August 30, 1998
 GK Feuer
 D Motajo (Jair 78)
 D Gouloze
 D Dunsth
 D Michalik (Mohammed 54)
 M Baba
 M Gorter
 M McKinley
 M Damian (Keegan 54)
 F Diaz Arce
 F Moore

VS. METROSTARS

L, 0-1 (SO) September 26, 1998
 GK Feuer
 D Chronopoulos
 D Dunsth
 D Gouloze
 D Burns
 M Keegan
 M Moore
 M Gorter
 M Baba
 F Rocha (Beasley 61)
 F Diaz Arce

@ COLUMBUS CREW

L, 2-3 April 11, 1998
 GK Feuer
 D Burns
 D Chronopoulos
 D Gouloze
 D McKinley
 M Baba
 M Jair (Rocha 61)
 M Nakhid
 M Wise (Keegan 61)
 F Diaz Arce
 F Torres

@ D.C. UNITED

L, 2-3 May 13, 1998
 GK Feuer
 D Michalik (Rocha 77)
 D McKinley
 D Dunsth
 D Chronopoulos
 M Jair
 M Gouloze
 M Gorter
 M Baba (Nakhid 47)
 M Diaz Arce
 F Torres (Wise 17)

VS. CHICAGO FIRE

L, 1-3 June 24, 1998
 GK Feuer
 D Chronopoulos
 D Gouloze
 D McKinley
 D Michalik
 D Gouloze (Michalik 61)
 M Nakhid (Mohammed 54)
 M Gorter
 M Pareja
 F Diaz Arce
 F Torres (Rocha 76)

@ COLORADO RAPIDS

L, 1-2 July 11, 1998
 GK Causey
 D Chronopoulos
 D Motajo
 D Gouloze (Keegan 83)
 D Burns
 M Pareja
 M McKinley
 M Gorter
 M Baba
 F Torres (Nakhid 59)
 F Diaz Arce
 F Moore

VS. SAN JOSE CLASH

W, 3-0 August 5, 1998
 GK Feuer
 D Michalik (Motajo 82)
 D Gorter
 D Gouloze
 D Burns
 M Baba (Van Saun 84)
 M McKinley
 M Pareja
 M Keegan
 F Diaz Arce
 F Moore

@ METROSTARS

W, 3-0 September 2, 1998
 GK Feuer
 D Motajo
 D Gouloze
 D Dunsth
 D Gouloze
 D Burns
 M Baba
 M Gorter
 M Baba
 M McKinley
 F Diaz Arce
 F Moore

VS. D.C. UNITED

W, 2-1 (SO) April 18, 1998
 GK Feuer (Causey 89)
 D Burns
 D Chronopoulos
 D Dunsth
 D McKinley
 M Baba
 M Jair
 M Nakhid (Keegan 54)
 M Wise
 F Diaz Arce
 F Torres

VS. KANSAS CITY WIZARDS

L, 1-3 May 16, 1998
 GK Feuer
 D Michalik (Rocha 79)
 D McKinley
 D Dunsth
 D Chronopoulos
 M Jair (Wise 6)
 M Gouloze
 M Nakhid
 M Baba (Keegan 79)
 M Gorter
 F Diaz Arce

@ METROSTARS

L, 3-5 June 24, 1998
 GK Feuer
 D Motajo
 D McKinley (Dunsth 46)
 D Gouloze
 D Chronopoulos (Michalik 61)
 M Nakhid
 M Gorter
 M Baba (Torres 61)
 F Diaz Arce
 F Rocha

VS. D.C. UNITED

L, 0-1 July 15, 1998
 GK Feuer
 D Gouloze (Rocha 84)
 D Gorter
 D Burns
 M McKinley
 M Nakhid
 M Pareja
 M Moore
 M Baba (Keegan 84)
 F Diaz Arce
 F Torres (Michalik 74)

@ COLUMBUS CREW

L, 1-4 August 8, 1998
 GK Feuer
 D McKinley (Motajo 80)
 D Gorter
 D Mohammed
 D Gouloze
 M Baba (Torres 56)
 M Nakhid
 M Pareja
 M Keegan
 F Diaz Arce
 F Moore

VS. COLUMBUS CREW

W, 2-0 September 12, 1998
 GK Feuer
 D Motajo
 D Gouloze
 D Dunsth
 D Gouloze
 D Burns
 D Chronopoulos
 M Keegan
 M Gorter (Torres 69)
 F Diaz Arce (Beasley 89)
 F Rocha (Jair 59)
 F Moore (Mohammed 90)

VS. MIAMI FUSION

W, 3-0 April 25, 1998
 GK Feuer
 D Burns
 D Chronopoulos
 D Dunsth
 D McKinley
 M Jair (Wise 68)
 M Gouloze
 M Baba
 M Moore (Rocha 77)
 F Diaz Arce
 F Torres (Keegan 82)

VS. COLUMBUS CREW

L, 0-2 May 22, 1998
 GK Feuer
 D Michalik
 D Dunsth (McLaughlin 61)
 D Mohammed
 D Chronopoulos
 M Wise
 M Nakhid
 M Gorter (Van Saun 46)
 M Keegan
 F Diaz Arce
 F Moore

VS. DALLAS BURN

L, 3-4 (SO) June 27, 1998
 GK Feuer (Causey 89)
 D Chronopoulos
 D Gouloze (Baba 86)
 D McKinley
 D Motajo
 M Burns
 M Gorter
 M Nakhid
 M Pareja
 F Diaz Arce
 F Moore

@ DALLAS BURN

W, 3-1 July 18, 1998
 GK Causey
 D Gouloze
 D Gorter
 D Burns
 M McKinley
 M Pareja
 M Nakhid
 M Moore
 M Baba
 F Diaz Arce
 F Torres (Van Saun 82)

@ TAMPA BAY MUTINY

W, 2-1 (SO) August 14, 1998
 GK Feuer
 D Motajo
 D McKinley
 D Gorter
 D Burns
 M Baba
 M Gouloze
 M Pareja (Nakhid 8)
 M Torres (Jair 46)
 F Diaz Arce
 F Moore

VS. TAMPA BAY MUTINY

W, 3-0 September 19, 1998
 GK Feuer
 D Chronopoulos
 D Gouloze
 D Dunsth
 D Burns
 M Baba
 M McKinley
 M Gorter (Torres 69)
 M Keegan
 F Diaz Arce
 F Moore (Damian 83)

1998 BOX SCORES

New England Revolution 1 at D.C. United 2 (SO)

March 29 at RFK Stadium (Washington, D.C.)

Att: 22,263

Scoring - NE - Baba (Torres, Wise) 54

DC - Kamler (Moreno, Etcheverry) 88

	Shots	Saves	Fouls	Offside	Corners
NE	11	2	23	1	9
DC	14	6	13	1	8

New England Revolution 1 at Miami Fusion 2

April 4 at Lockhart Stadium (Ft. Lauderdale, Fla.)

Att: 11,132

Scoring - NE - Diaz Arce (Gorter) 31

MIA - Tamashiro (Cullen, Herrera) 27, Serna (Herrera, Vaudreuil) 62

	Shots	Saves	Fouls	Offside	Corners
NE	16	4	19	5	3
MIA	12	7	7	8	7

New England Revolution 2 at Columbus Crew 3

April 11 at Ohio Stadium (Columbus, Ohio)

Att: 10,121

Scoring - NE - Diaz Arce (Burns, Keegan) 68, Keegan (Burns) 88

CLB - Warzycha (Farrell) 9, Farrell (Maisonneuve, Thompson) 57, McBride (Farrell) 88

	Shots	Saves	Fouls	Offside	Corners
NE	20	4	20	2	9
CLB	20	9	8	4	5

D.C. United 1 at New England Revolution 2 (SO)

April 18 at Foxboro Stadium (Foxborough, Mass.)

Att: 24,133

Scoring - DC - Etcheverry (Moreno) 33

NE - Ribeiro (Diaz Arce, Torres) 40

	Shots	Saves	Fouls	Offside	Corners
DC	8	4	13	0	6
NE	12	5	17	5	7

Miami Fusion 0 at New England Revolution 3

April 25 at Foxboro Stadium (Foxborough, Mass.)

Att: 15,326

Scoring - MIA - None

NE - Moore (Diaz Arce) 25, Torres (Chronopoulos) 33, Diaz Arce (Gouloozee, Burns) 50

	Shots	Saves	Fouls	Offside	Corners
MIA	9	3	13	5	7
NE	13	4	17	6	3

New England Revolution 3 at San Jose Clash 1

May 3 at Spartan Stadium (San Jose, Calif.)

Att: 13,563

Scoring - NE - Baba (Chronopoulos) 21, Gouloozee (Moore) 41, Gorter (Moore, Baba) 63

SJ - Barrett (Mella) 36

	Shots	Saves	Fouls	Offside	Corners
NE	9	3	14	3	9
SJ	9	2	11	8	5

Tampa Bay Mutiny 3 at New England Revolution 4

May 10 at Foxboro Stadium (Foxborough, Mass.)

Att: 14,723

Scoring - TB - Shannon (Kinneer, Houser) 26, Shannon (Ralston, Houser) 42, Shannon (Ralston) 70

NE - Gorter (Diaz Arce) 32, Diaz Arce (Gorter, Burns) 50, Diaz Arce (Ribeiro, Moore) 71, Baba (Burns, Moore) 89

	Shots	Saves	Fouls	Offside	Corners
TB	4	3	13	5	2
NE	12	0	16	1	6

New England Revolution 2 at D.C. United 3

May 13 at RFK Stadium (Washington, D.C.)

Att: 14,442

Scoring - NE - Ribeiro (Diaz Arce, Gorter) 50, Chronopoulos (unassisted) 51

DC - Olsen (unassisted) 16, Sannah (Lassiter) 46, Lassiter (Etcheverry) 55

	Shots	Saves	Fouls	Offside	Corners
NE	14	5	13	9	1
DC	10	4	21	3	5

Kansas City Wizards 3 at New England Revolution 1

May 16 at Foxboro Stadium (Foxborough, Mass.)

Att: 20,613

Scoring - KC - Takawira (Vermillion, Tinsley) 76, Takawira (Wright, Sabanadzovic) 79, Takawira (Hunjak) 85

NE - Diaz Arce (penalty kick) 83

	Shots	Saves	Fouls	Offside	Corners
KC	12	3	13	5	6
NE	6	6	13	2	1

Columbus Crew 2 at New England Revolution 0

May 22 at Foxboro Stadium (Foxborough, Mass.)

Att: 14,302

Scoring - CLB - Cunningham (Carrera) 35, Warzycha (unassisted) 48

NE - None

	Shots	Saves	Fouls	Offside	Corners
CLB	14	3	20	3	6
NE	8	6	15	1	7

MetroStars 2 at New England Revolution 1 (SO)

May 31 at Foxboro Stadium (Foxborough, Mass.)

Att: 18,692

Scoring - MET - Kelly (Hurtado, Rooney) 69

NE - Diaz Arce (Chronopoulos, Rocha) 84

	Shots	Saves	Fouls	Offside	Corners
MET	14	4	8	3	6
NE	9	4	17	7	4

New England Revolution 1 at Los Angeles Galaxy 5

June 7 at Rose Bowl (Los Angeles, Calif.)

Att: 38,383

Scoring - NE - Torres (Gouloozee) 1

LA - Melo (Vanney, Jolley) 38, Cienfuegos (Hermosillo, Melo) 59, Hendrickson

(Cienfuegos, Sanchez) 65, Vanney (Hermosillo, Cienfuegos) 68, Hendrickson

(Hermosillo, Machon) 72

	Shots	Saves	Fouls	Offside	Corners
NE	8	3	26	3	1
LA	25	2	14	1	1

Chicago Fire 3 at New England Revolution 1

June 14 at Foxboro Stadium (Foxborough, Mass.)

Att: 17,054

Scoring - CHI - Podbrozny (Marsch) 25, Kotschau (Marsch, Armas) 60, Podbrozny

(Nowak, Razov) 85

NE - Diaz Arce (penalty kick) 39

	Shots	Saves	Fouls	Offside	Corners
CHI	20	0	7	5	3
NE	13	7	14	4	6

New England Revolution 3 at MetroStars 5

June 24 at Giants Stadium (East Rutherford, N.J.)

Att: 10,310

Scoring - NE - Diaz Arce (Pareja, Baba) 31, Gorter (unassisted) 64, Diaz Arce (Gorter, Pareja) 68

MET - Kelly (Savarese, Dougherty) 40, Savarese (Sonora) 43, Kelly (Sonora, Rooney)

53, Petke (Dougherty) 69, Dougherty (Hurtado) 88

	Shots	Saves	Fouls	Offside	Corners
NE	21	7	19	6	8
MET	23	6	11	4	7

Dallas Burn 4 at New England Revolution 3 (SO)

June 27 at Foxboro Stadium (Foxborough, Mass.)

Att: 18,206

Scoring - DAL - Kreis (unassisted) 19, D. Alvarez (Trotman) 44, Eck (Kreis) 65

NE - Diaz Arce (Moore) 6, own goal (Eck) 9, Gorter (Moore) 28

	Shots	Saves	Fouls	Offside	Corners
DAL	10	4	14	4	3
NE	14	3	20	4	5



New England Revolution 0 at Kansas City Wizards 1

July 1 at Arrowhead Stadium (Kansas City, Mo.)

Alt: 5,304

Scoring - NE - None

KC - Preki (Wright, Takawira) 66

	Shots	Saves	Fouls	Offside	Corners
NE	19	8	11	0	7
KC	20	6	8	3	6

New England Revolution 3 at Tampa Bay Mutiny 2

July 4 at Tampa Stadium (Tampa, Fla.)

Alt: 22,704

Scoring - NE - McKinley (Moore) 53, Diaz Arce (penalty kick) 75, Diaz Arce (Pareja, Burns) 84

TB - Ramos (Wegerle) 60, Hejduk (Prampin, Ramos) 81

	Shots	Saves	Fouls	Offside	Corners
NE	22	0	16	2	7
TB	10	8	17	9	4

New England Revolution 1 at Colorado Rapids 2

July 11 at Mile High Stadium (Denver, Colo.)

Alt: 8,996

Scoring - NE - Chronopoulos (Moore) 29

COL - Harris (Paz, Balboa) 18, C. Henderson (Balboa) 28

	Shots	Saves	Fouls	Offside	Corners
NE	19	3	12	7	5
COL	12	3	13	5	7

D.C. United 1 at New England Revolution 0

July 15 at Foxboro Stadium (Foxborough, Mass.)

Alt: 17,206

Scoring - DC - Lassiter (Silvinski, Moreno) 81

NE - None

	Shots	Saves	Fouls	Offside	Corners
DC	10	5	14	5	4
NE	16	2	17	4	9

New England Revolution 3 at Dallas Burn 1

July 18 at Cotton Bowl (Dallas, Texas)

Alt: 10,073

Scoring - NE - McKinley (Pareja, Torres) 49, Moore (Baba, Burns) 67, Moore (Diaz Arce) 88

DAL - Trotman (Deering) 32

	Shots	Saves	Fouls	Offside	Corners
NE	15	4	8	3	13
DAL	15	5	17	2	3

Miami Fusion 2 at New England Revolution 1

July 26 at Foxboro Stadium (Foxborough, Mass.)

Alt: 18,337

Scoring - MIA - Gutierrez (McLaren) 5, Stebbins (Kelderman) 86

NE - Baba (Pareja) 65

	Shots	Saves	Fouls	Offside	Corners
MIA	10	7	4	0	4
NE	22	6	14	0	12

Colorado Rapids 3 at New England Revolution 1

July 29 at Foxboro Stadium (Foxborough, Mass.)

Alt: 13,074

Scoring - COL - Balboa (C. Henderson) 3, Bravo (Paule, Martinez) 66, Harris (C. Henderson) 84

NE - Diaz Arce (Baba) 35

	Shots	Saves	Fouls	Offside	Corners
COL	11	7	16	2	3
NE	15	3	15	6	3

San Jose Clash 0 at New England Revolution 3

Aug. 5 at Foxboro Stadium (Foxborough, Mass.)

Alt: 14,163

Scoring - SJ - None

NE - McKinley (Keegan, Moore) 13, Moore (unassisted) 42, Diaz Arce (Moore, Motajlo) 89

	Shots	Saves	Fouls	Offside	Corners
SJ	14	2	12	3	12
NE	14	8	22	3	9

New England Revolution 1 at Columbus Crew 6

Aug. 8 at Ohio Stadium (Columbus, Ohio)

Alt: 13,712

Scoring - NE - Diaz Arce (Keegan, Moore) 89

CLB - Farrell (Elcock) 19, John (Warzycha) 32, McBride (Warzycha) 41, Dooley

(Williams) 63, Smith (McBride, Cannon) 78, John (Elcock) 84

	Shots	Saves	Fouls	Offside	Corners
NE	22	6	19	0	6
CLB	21	5	11	3	9

New England Revolution 2 at Tampa Bay Mutiny 1 (SO)

Aug. 14 at Tampa Stadium (Tampa, Fla.)

Alt: 8,429

Scoring - NE - McKinley (Diaz Arce, Gorter) 38

TB - Ralston (Wegerle) 44

	Shots	Saves	Fouls	Offside	Corners
NE	17	10	6	2	4
TB	23	8	9	3	11

Los Angeles Galaxy 5 at New England Revolution 1

Aug. 22 at Foxboro Stadium (Foxborough, Mass.)

Alt: 24,143

Scoring - LA - Jones (Pena) 11, Hermsillo (Jones, Machon) 56, Hermsillo (Jones)

72, Jones (Cienfuegos, Mathis) 79, Jones (Mathis) 85

NE - Diaz Arce (Beasley, McKinley) 89

	Shots	Saves	Fouls	Offside	Corners
LA	21	1	15	2	6
NE	13	7	9	3	6

New England Revolution 2 at Miami Fusion 3

Aug. 30 at Lockhart Stadium (Ft. Lauderdale, Fla.)

Alt: 6,127

Scoring - NE - Gorter (Moore, Diaz Arce) 56, Diaz Arce (Moore, Motajlo) 74

MIA - Serna (Kelderman, Valderrama) 17, Serna (McLaren, Valderrama) 28, Serna

(Valderrama, Parra) 80

	Shots	Saves	Fouls	Offside	Corners
NE	24	4	13	1	3
MIA	17	7	10	2	6

New England Revolution 2 at MetroStars 0

Sept. 2 at Giants Stadium (East Rutherford, N.J.)

Alt: 10,826

Scoring - NE - Moore (unassisted) 31, Gorter (Keegan) 36

MET - None

	Shots	Saves	Fouls	Offside	Corners
NE	11	4	29	8	4
MET	19	0	10	2	6

Columbus Crew 0 at New England Revolution 2

Sept. 12 at Foxboro Stadium (Foxborough, Mass.)

Alt: 35,462

Scoring - CLB - None

NE - Moore (unassisted) 35, Ribeiro (Moore) 83

	Shots	Saves	Fouls	Offside	Corners
CLB	11	4	10	2	4
NE	13	0	17	1	2

Tampa Bay Mutiny 0 at New England Revolution 3

Sept. 19 at Foxboro Stadium (Foxborough, Mass.)

Alt: 16,807

Scoring - TB - None

NE - Baba (Diaz Arce, Burns) 20, Moore (Gorter) 59, own goal (McCarty) 65

	Shots	Saves	Fouls	Offside	Corners
TB	9	8	10	1	7
NE	14	4	16	6	5

New England Revolution 2 at Chicago Fire 3

Sept. 23 at Soldier Field (Chicago, Ill.)

Alt: 11,244

Scoring - NE - Gorter (unassisted) 43, Burns (Moore, Gorter) 68

CHI - Kubik (penalty kick) 34, Klopas (Wolff) 74, Wolff (Armas) 89

	Shots	Saves	Fouls	Offside	Corners
NE	12	1	12	2	4
CHI	12	2	14	1	3

MetroStars 1 at New England Revolution 0 (SO)

Sept. 26 at Foxboro Stadium (Foxborough, Mass.)

Alt: 24,763

Scoring - None

	Shots	Saves	Fouls	Offside	Corners
MET	8	6	13	0	4
NE	14	3	22	4	9



1997 RESULTS

DATE	OPPONENT	RESULT	SCORE	NOTES	ATT.	W-L-T	POS.	PTS
03/29/1997	at Dallas Burn	W	1-0		11,063	1-0-0	T1	3
04/06/1997	at Tampa Bay Mutiny	L	0-4		10,143	1-1-0	3	3
04/12/1997	at MetroStars	L	1-3		20,328	1-2-0	T3	3
04/20/1997	TAMPA BAY MUTINY	W	2-1		57,407	2-2-0	3	6
04/26/1997	COLORADO RAPIDS	W	2-1	SO	12,219	3-2-0	3	7
05/03/1997	KANSAS CITY WIZARDS	W	2-1		15,075	4-2-0	T2	10
05/09/1997	COLUMBUS CREW	L	0-2		13,168	4-3-0	T3	10
05/16/1997	at San Jose Clash	W	2-1		10,532	5-3-0	4	11
05/18/1997	D.C. UNITED	L	0-1	SO	15,109	5-4-0	4	11
05/24/1997	at Colorado Rapids	W	2-1		9,452	6-4-0	T2	14
05/30/1997	METROSTARS	W	3-1		15,849	7-4-0	2	17
06/01/1997	DALLAS BURN	W	3-1		10,242	8-4-0	2	20
06/08/1997	LOS ANGELES GALAXY	W	1-0	SO	16,218	9-4-0	2	21
06/14/1997	D.C. UNITED	L	0-1		26,313	9-5-0	2	21
06/22/1997	DALLAS BURN	W	3-2	SO	15,819	10-5-0	2	22
07/04/1997	at Los Angeles Galaxy	L	0-2		51,704	10-6-0	3	22
07/06/1997	at San Jose Clash	L	2-3		11,753	10-7-0	3	22
07/12/1997	KANSAS CITY WIZARDS	W	2-0		21,817	11-7-0	T2	25
07/18/1997	TAMPA BAY MUTINY	W	4-2		19,075	12-7-0	2	28
07/20/1997	at Columbus Crew	L	0-1		14,248	12-8-0	3	28
07/26/1997	at Kansas City Wizards	L	0-1	SO	10,029	12-9-0	3	28
08/03/1997	SAN JOSE CLASH	L	1-5		22,673	12-10-0	3	28
08/09/1997	at Colorado Rapids	L	0-3		8,654	12-11-0	3	28
08/14/1997	LOS ANGELES GALAXY	L	1-2	SO	21,886	12-12-0	3	28
08/23/1997	at Columbus Crew	L	1-2		15,718	12-13-0	4	28
08/27/1997	at D.C. United	L	2-3		9,675	12-14-0	4	28
08/30/1997	at Tampa Bay Mutiny	L	0-4		9,253	12-15-0	4	28
09/09/1997	at MetroStars	L	1-3		10,510	12-16-0	5	28
09/12/1997	COLUMBUS CREW	W	1-0		21,619	13-16-0	5	31
09/16/1997	at D.C. United	L	2-3	SO	11,607	13-17-0	5	31
09/20/1997	METROSTARS	W	3-2		36,273	14-17-0	4	34
09/25/1997	at Dallas Burn	W	2-1		6,897	15-17-0	4	37

MLS CUP PLAYOFFS

DATE	OPPONENT	RESULT	SCORE	NOTES	ATT.	ROUND	GAME
10/05/1997	at D.C. United	L	1-4		12,540	Quarterfinals	1
10/08/1997	D.C. UNITED	T	1-1	SO	16,233	Quarterfinals	2

U.S. OPEN CUP

DATE	OPPONENT	RESULT	SCORE	NOTES	ROUND
08/01/1997	LONG ISLAND ROUGH RIDERS	L	2-4	2OT	Third Round

COACH

COACH	W	L	T	PCT.
Thomas Rongen	15	17	0	.469



1997 STATISTICS

#	POS	PLAYER	GP	GS	MIN	G	A	PTS	SHT	SOG	BLK	FC	FS	OFF	CK	C	E
10	FWD	Alberto Naveda	29	28	2394	7	6	20	69	38	0	66	75	6	52	1	0
8	MID	Imad Baba	29	28	2391	7	5	19	50	25	0	34	49	6	85	1	0
11	FWD	Chiquinho Conde	17	17	1500	6	4	16	34	16	0	21	30	20	13	3	0
12	FWD	Joe-Max Moore	13	12	987	4	2	10	28	15	0	13	15	5	13	2	0
7	MID	Ivan McKinley	7	7	630	4	1	9	15	9	0	8	8	1	0	1	0
9	FWD	John Kerr	19	14	1136	2	4	8	19	15	0	24	11	13	0	1	0
22	DEF	Alexi Lalas	30	29	2607	2	3	7	24	10	4	60	33	9	0	8	0
5	DEF	Ted Chronopoulos	30	30	2624	2	1	5	30	13	0	50	42	6	11	6	2
25	MID	Alejandro Farias	25	24	2070	1	3	5	11	5	0	38	36	1	0	2	1
18	FWD	Paul Keegan	16	5	652	1	1	3	12	5	0	26	26	9	0	2	0
33	FWD	Giuseppe Galderisi	7	7	514	0	2	2	12	3	0	6	19	9	2	3	0
11	MID	Evans Wise	11	7	649	1	0	2	11	5	0	22	18	3	0	2	0
14	MID	Sam George	16	10	893	1	0	2	12	5	0	13	6	1	0	1	0
7	FWD	Darren Sawatzky	26	5	895	1	0	2	16	7	1	12	7	8	0	1	0
4	MID	Mike Burns	32	32	2880	0	2	2	36	18	0	41	20	0	0	5	0
2	MID	Bill Harte	5	3	234	0	1	1	3	1	0	7	1	1	0	0	0
26	GK	Jeff Causey	6	6	540	0	0	0	0	0	0	0	2	0	0	0	0
27	GK	Scott Coufal	4	4	360	0	0	0	0	0	0	0	1	0	0	0	0
2	DEF	Brian Dunseth	5	1	185	0	0	0	0	0	0	2	0	0	0	0	0
3	MID	Erik Imler	15	9	855	0	0	0	3	1	0	11	6	1	0	1	0
23	FWD	Rob Jachym	6	0	152	0	0	0	8	3	0	0	2	2	1	0	0
19	MID	Steve Klein	4	0	73	0	0	0	0	0	0	1	3	1	1	0	0
17	DEF	Greg Lalas	2	0	6	0	0	0	0	0	0	0	0	0	0	0	0
20	DEF	Francis Okaroh	29	29	2528	0	0	0	1	1	2	38	35	0	0	2	0
24	FWD	Patrick Olalere	1	0	21	0	0	0	0	0	0	0	0	1	0	0	0
6	DEF	Leonardo Squadrone	23	23	1881	0	0	0	5	1	1	39	9	2	1	3	0
9	FWD	Kevin Wylie	3	0	31	0	0	0	0	0	0	1	0	0	0	0	0
1	GK	Walter Zenga	22	22	1980	0	0	0	0	0	0	1	1	0	0	2	0
Own Goals received					1												
TEAM TOTALS			32	32	2880	40	35	115	399	196	8	534	455	105	179	47	3
OPPONENT TOTALS			32	32	2880	53	68	174	338	184	15	455	534	139	162	35	2

GAME-WINNING GOALS: Chiquinho Conde 3, Alberto Naveda 2, Darren Sawatzky 1, John Kerr 1, Paul Keegan 1, Ted Chronopoulos 1, Imad Baba 1

GAME-WINNING ASSISTS: Alexi Lalas 2, Joe-Max Moore 1, Ivan McKinley 1, Bill Harte 1, Giuseppe Galderisi 1, Chiquinho Conde 1, Mike Burns 1, Imad Baba 1

PENALTY KICK GOALS/ATTEMPTS: Joe-Max Moore 2-3, Alberto Naveda 1-2

#	POS	GOALKEEPER	GP	GS	MIN	SHT	SV	C/P	GA	GAA	PG	PA	W	L	T	SO
1	GK	Walter Zenga	22	22	1980	113	81	87	28	1.27	1	1	15	7	0	6
27	GK	Scott Coufal	4	4	360	29	17	18	9	2.25	0	0	0	4	0	1
26	GK	Jeff Causey	6	6	540	42	26	19	16	2.67	0	0	0	6	0	0
TEAM TOTALS			32	32	2880	184	124	124	53	1.66	1	1	15	17	0	6
OPPONENT TOTALS			32	32	2880	196	142	131	40	1.25	3	5	17	15	0	10



1997 LINEUPS

@ DALLAS BURN

W, 1-0 March 29, 1997
 GK Zenga
 D A. Lalas
 D George
 D Okaroh
 D Squadron
 M Burns
 M Chronopoulos
 M Naveda
 M Sawatzky (Klein 89)
 F Conde
 F Kerr

VS. KANSAS CITY WIZARDS

W, 2-1 May 3, 1997
 GK Zenga
 D A. Lalas (George 84)
 D Okaroh
 D Squadron
 M Baba
 M Burns
 M Chronopoulos
 M Naveda
 M Farias
 F Moore (Sawatzky 71)
 F Conde

VS. METROSTARS

W, 3-1 May 30, 1997
 GK Zenga
 D A. Lalas
 D Okaroh
 D Burns
 M Baba (Harte 70)
 M George
 M Chronopoulos
 M Naveda
 M Farias (Imler 83)
 F Keegan (Sawatzky 55)
 F Conde

@ LOS ANGELES GALAXY

L, 0-2 July 4, 1997
 GK Zenga
 D A. Lalas
 D Okaroh
 D Burns
 M Baba
 M George
 M Chronopoulos
 M Naveda (Sawatzky 78)
 M Farias (Imler 73)
 F Keegan (Kerr 61)
 F Conde

@ KANSAS CITY WIZARD

L, 0-1 (SO) July 26, 1997
 GK Coufal
 D A. Lalas
 D Okaroh
 D Squadron
 M Baba (Jachym 65)
 M Burns
 M Chronopoulos
 M Naveda
 M Farias
 F Kerr (Moore 50)
 F Wise

@ D.C. UNITED

L, 2-3 August 27, 1997
 GK Causey
 D A. Lalas
 D Okaroh (Keegan 90)
 D Immler
 D Squadron
 M Baba
 M Burns
 M Chronopoulos (Wise 76)
 M McKinley
 F Kerr (Sawatzky 63)
 F Galderisi

VS. METROSTARS

W, 3-2 September 20, 1997
 GK Zenga
 D A. Lalas
 D McKinley
 D Okaroh (Dunseth 77)
 D Squadron
 M Baba (Keegan 63)
 M Burns
 M Chronopoulos
 M Farias
 F Moore
 F Naveda

@ TAMPA BAY MUTINY

L, 0-4 April 6, 1997
 GK Zenga
 D A. Lalas
 D George (Wyllie 77)
 D Okaroh
 D Squadron
 M Burns
 M Chronopoulos (Klein 63)
 M Naveda
 M Sawatzky
 F Conde
 F Kerr (Farias 58)

VS. COLUMBUS CREW

L, 0-2 May 9, 1997
 GK Zenga
 D A. Lalas
 D Okaroh
 D Squadron (George 30)
 M Baba
 M Burns
 M Chronopoulos
 M Naveda
 M Farias (Sawatzky 64)
 F Moore
 F Conde

VS. DALLAS BURN

W, 3-1 June 1, 1997
 GK Zenga
 D A. Lalas
 D Okaroh
 D Immler
 M Harte (Keegan 53)
 M Burns
 M Chronopoulos
 M Naveda (Baba 53)
 M Farias
 F Conde
 F Naveda (G. Lalas 86)

@ SAN JOSE CLASH

L, 2-3 July 6, 1997
 GK Coufal
 D A. Lalas
 D Okaroh
 D Dunseth (Sawatzky 47)
 D Squadron (Keegan 80)
 M Baba
 M Burns
 M Chronopoulos
 M Naveda
 F Moore
 F Kerr

VS. SAN JOSE CLASH

L, 1-5 August 3, 1997
 GK Coufal
 D A. Lalas
 D Okaroh
 D Burns
 M Baba
 M Chronopoulos
 M Farias (Dunseth 46)
 M Wise (Sawatzky 74)
 F Kerr (Jachym 56)
 F Moore
 F Conde

@ TAMPA BAY MUTINY

L, 0-4 August 30, 1997
 GK Causey
 D A. Lalas
 D McKinley
 D Squadron (Immler 37)
 M Baba
 M Burns
 M Chronopoulos
 M Farias
 M Wise
 F Galderisi (Naveda 64)
 F Kerr (Sawatzky 46)

@ DALLAS BURN

W, 2-1 September 25, 1997
 GK Zenga
 D A. Lalas
 D McKinley
 D Okaroh (Dunseth 22)
 D Squadron
 M Baba (Keegan 10)
 M Burns
 M Chronopoulos
 M Naveda
 F Galderisi
 F Moore

@ METROSTARS

L, 1-3 April 12, 1997
 GK Zenga
 D A. Lalas
 D George (Sawatzky 78)
 D Okaroh
 D Squadron
 M Burns
 M Chronopoulos (Okalere 69)
 M Naveda
 M Farias
 F Conde
 F Kerr

@ SAN JOSE CLASH

W, 2-1 (SO) May 16, 1997
 GK Zenga
 D A. Lalas
 D Immler
 D Burns
 M Baba
 M Chronopoulos (G. Lalas 88)
 M George (Keegan 64)
 M Sawatzky (Wyllie 73)
 M Farias
 F Moore
 F Naveda

VS. LOS ANGELES GALAXY

W, 1-0 (SO) June 8, 1997
 GK Zenga
 D A. Lalas
 D Okaroh
 D Burns
 M Harte (Sawatzky 60)
 M Baba
 M Chronopoulos
 M George (Immler 80)
 M Farias
 F Keegan (Klein 64)
 F Naveda

VS. KANSAS CITY WIZARDS

W, 2-0 July 12, 1997
 GK Zenga
 D A. Lalas
 D Okaroh
 D Squadron
 M Baba
 M Burns
 M Chronopoulos
 M Farias
 M Wise (George 83)
 F Naveda (Sawatzky 56)
 F Kerr (Keegan 74)

@ COLORADO RAPIDS

L, 0-3 August 9, 1997
 GK Causey
 D A. Lalas
 D Okaroh
 D Immler
 D Squadron
 M Baba
 M Burns
 M Chronopoulos
 M Naveda (Wise 60)
 F Kerr (Sawatzky 60)
 F Conde

@ METROSTARS

L, 1-3 September 9, 1997
 GK Causey
 D A. Lalas
 D McKinley
 D Okaroh
 D Squadron (Kerr 81)
 M Baba
 M Burns
 M Chronopoulos
 M Farias (Sawatzky 69)
 M Naveda
 F Galderisi (Keegan 24)
 F Moore

VS. TAMPA BAY MUTINY

W, 2-1 April 20, 1997
 GK Zenga
 D George (Sawatzky 67)
 D Okaroh
 D Squadron
 M Baba
 M Burns
 M Chronopoulos
 M Farias
 M Naveda
 F Conde (G. Lalas 87)
 F Kerr

VS. D.C. UNITED

W, 2-1 May 18, 1997
 GK Zenga
 D A. Lalas
 D Okaroh
 D Immler
 M Baba
 M Burns
 M Chronopoulos
 M Naveda (Sawatzky 76)
 M Farias (Keegan 86)
 F Moore
 F Conde

VS. D.C. UNITED

L, 0-1 June 14, 1997
 GK Zenga
 D A. Lalas
 D Okaroh
 D Burns
 M Harte (Jachym 55)
 M Baba
 M Chronopoulos
 M George (Sawatzky 73)
 M Farias
 F Conde
 F Naveda

VS. TAMPA BAY MUTINY

W, 4-2 July 18, 1997
 GK Zenga
 D A. Lalas
 D Okaroh
 D Squadron (Sawatzky 52)
 M Baba
 M Burns
 M Chronopoulos
 M Naveda (Immler 80)
 M Wise
 F Conde (George 71)
 F Kerr

VS. LOS ANGELES GALAXY

L, 1-2 (SO) August 14, 1997
 GK Causey
 D A. Lalas
 D Okaroh
 D McKinley
 D Squadron (Sawatzky 74)
 M Baba
 M Burns
 M Chronopoulos
 M Naveda
 F Kerr (Wise 46)
 F Galderisi

VS. COLUMBUS CREW

W, 1-0 September 12, 1997
 GK Zenga
 D A. Lalas
 D Okaroh
 D Squadron
 M Baba
 M Burns
 M Chronopoulos
 M Farias
 M Naveda (Jachym 68)
 F Galderisi (Keegan 66)
 F Moore

VS. COLORADO RAPIDS

W, 2-1 (SO) April 26, 1997
 GK Zenga
 D A. Lalas
 D Okaroh
 D Squadron
 M Baba
 M Burns
 M Chronopoulos (Sawatzky 88)
 M Naveda
 M Farias
 F Moore (Kerr 22)
 F Conde (George 82)

@ COLORADO RAPIDS

W, 2-1 May 24, 1997
 GK Zenga
 D A. Lalas
 D Okaroh
 D Immler
 M Baba (Wyllie 90)
 M Burns
 M Chronopoulos
 M Naveda (George 83)
 M Farias
 F Moore (Harte 44)
 F Conde

VS. DALLAS BURN

W, 3-2 (SO) June 22, 1997
 GK Zenga
 D A. Lalas
 D Okaroh
 D Squadron (Immler 89)
 M Baba
 M Burns
 M Chronopoulos
 M Sawatzky (Jachym 77)
 M Farias
 F Keegan
 F Naveda

@ COLUMBUS CREW

L, 0-1 July 20, 1997
 GK Coufal
 D Immler (Sawatzky 63)
 D Okaroh
 D Squadron
 M Baba
 M Burns
 M Chronopoulos
 M George (Keegan 77)
 M Farias
 F Wise (Jachym 67)
 F Kerr

@ COLUMBUS CREW

L, 1-2 August 23, 1997
 GK Causey
 D A. Lalas
 D Okaroh
 D Immler (Sawatzky 64)
 D Squadron
 M Baba
 M Burns
 M McKinley
 M Naveda
 F Galderisi
 F Wise (Kerr 64)

@ D.C. UNITED

L, 2-3 (SO) September 16, 1997
 GK Zenga
 D A. Lalas
 D Immler
 D Squadron (Wise 88)
 M Baba
 M Burns
 M Chronopoulos
 M Farias
 M Naveda (Klein 71)
 F Keegan (Dunseth 78)
 F Moore

1997 BOX SCORES

New England Revolution 1 at Dallas Burn 0

March 29 at Cotton Bowl (Dallas, Texas)

Alt: 11,063

Scoring - NE - own goal (Dade) 38

DAL - None

	Shots	Saves	Fouls	Offside	Corners
NE	19	3	17	1	12
DAL	9	8	11	3	7

New England Revolution 0 at Tampa Bay Mutiny 4

April 6 at Tampa Stadium (Tampa, Fla.)

Alt: 10,143

Scoring - NE - None

TB - Hejduk (Galderisi) 26, Valderrama (unassisted) 44, Lassiter (Valderrama) 62, Ralston (Hejduk, Galderisi) 73

	Shots	Saves	Fouls	Offside	Corners
NE	17	1	21	2	6
TB	8	7	14	5	3

New England Revolution 1 at MetroStars 3

April 12 at Giants Stadium (East Rutherford, N.J.)

Alt: 20,328

Scoring - NE - George (Kerr, Naveda) 16

MET - Savarese (Donadoni) 17, Savarese (De Avila) 55, Wood (De Avila, Joseph) 82

	Shots	Saves	Fouls	Offside	Corners
NE	12	3	19	10	7
MET	14	5	19	2	5

Tampa Bay Mutiny 1 at New England Revolution 2

April 20 at Foxboro Stadium (Foxborough, Mass.)

Alt: 57,407

Scoring - TB - Batista (Valderrama) 70

NE - Naveda (Kerr, Farias) 27, Sawatzky (Conde) 77

	Shots	Saves	Fouls	Offside	Corners
TB	6	3	5	4	5
NE	6	3	17	1	4

Colorado Rapids 1 at New England Revolution 2 (SO)

April 26 at Foxboro Stadium (Foxborough, Mass.)

Alt: 12,219

Scoring - COL - Vernes (C. Henderson) 90

NE - Moore (penalty kick) 14

	Shots	Saves	Fouls	Offside	Corners
COL	15	4	10	4	6
NE	12	7	28	3	6

Kansas City Wizards 1 at New England Revolution 2

May 3 at Foxboro Stadium (Foxborough, Mass.)

Alt: 15,075

Scoring - KC - Preki (penalty kick) 85

NE - Baba (Conde, Burns) 1, Conde (Baba) 70

	Shots	Saves	Fouls	Offside	Corners
KC	6	6	16	1	4
NE	15	1	24	2	3

Columbus Crew 2 at New England Revolution 0

May 9 at Foxboro Stadium (Foxborough, Mass.)

Alt: 13,168

Scoring - CLB - Carrera (McBride, Warzycha) 6, Salcedo (McBride, Khumalo) 68

NE - None

	Shots	Saves	Fouls	Offside	Corners
CLB	6	7	21	0	4
NE	15	1	16	1	6

New England Revolution 2 at San Jose Clash 1 (SO)

May 16 at Spartan Stadium (San Jose, Calif.)

Alt: 10,532

Scoring - NE - Baba (Naveda) 52

SJ - Dayak (Kinneer) 7

	Shots	Saves	Fouls	Offside	Corners
NE	13	5	16	2	6
SJ	13	3	11	6	11

D.C. United 1 at New England Revolution 0 (SO)

May 18 at Foxboro Stadium (Foxborough, Mass.)

Alt: 15,109

Scoring - None

	Shots	Saves	Fouls	Offside	Corners
DC	10	2	20	0	7
NE	11	8	19	4	6

New England Revolution 2 at Colorado Rapids 1

May 24 at Mile High Stadium (Denver, Colo.)

Alt: 9,452

Scoring - NE - Conde (Moore) 36, Conde (Harte) 88

COL - Harris (Bravo) 12

	Shots	Saves	Fouls	Offside	Corners
NE	6	5	16	3	4
COL	14	1	13	3	6

MetroStars 1 at New England Revolution 3

May 30 at Foxboro Stadium (Foxborough, Mass.)

Alt: 15,849

Scoring - MET - Savarese (Nelo) 31

NE - Naveda (penalty kick) 57, Naveda (unassisted) 71, Naveda (unassisted) 90

	Shots	Saves	Fouls	Offside	Corners
MET	4	5	15	4	0
NE	13	0	10	5	8

Dallas Burn 1 at New England Revolution 3

June 1 at Foxboro Stadium (Foxborough, Mass.)

Alt: 10,242

Scoring - DAL - Eck (Sutter) 41

NE - Conde (Chronopoulos) 63, Baba (unassisted) 65, Baba (Conde, Farias) 82

	Shots	Saves	Fouls	Offside	Corners
DAL	10	4	17	4	8
NE	12	5	23	4	7

Los Angeles Galaxy 0 at New England Revolution 1 (SO)

June 8 at Foxboro Stadium (Foxborough, Mass.)

Alt: 16,218

Scoring - None

	Shots	Saves	Fouls	Offside	Corners
LA	7	1	31	5	5
NE	7	3	25	3	6

D.C. United 1 at New England Revolution 0

June 14 at Foxboro Stadium (Foxborough, Mass.)

Alt: 26,313

Scoring - DC - Sarnneh (Harkes, Marsch) 72

NE - None

	Shots	Saves	Fouls	Offside	Corners
DC	8	4	9	2	3
NE	14	2	8	4	6

Dallas Burn 2 at New England Revolution 3 (SO)

June 22 at Foxboro Stadium (Foxborough, Mass.)

Alt: 15,819

Scoring - DAL - Alvarez (Kreis, Eck) 19, Kreis (Alvarez, Sonora) 27

NE - Farias (Naveda) 29, A. Lalas (Baba) 65

	Shots	Saves	Fouls	Offside	Corners
DAL	6	8	21	6	4
NE	17	3	16	3	8

New England Revolution 0 at Los Angeles Galaxy 2

July 4 at Rose Bowl (Los Angeles, Calif.)

Alt: 51,704

Scoring - NE - None

LA - C. Jones (Cienfuegos, Jara) 79, Melo (unassisted) 86

	Shots	Saves	Fouls	Offside	Corners
NE	6	6	17	7	2
LA	15	2	17	3	3



New England Revolution 2 at San Jose Clash 3

July 6 at Spartan Stadium (San Jose, Calif.)

Att: 11,753

Scoring - NE - Naveda (Kerr) 38, A. Lalas (unassisted) 59

SJ - Baicher (Urbanyi, Sullivan) 37, Dayak (Sullivan, Cerritos) 45, Cerritos (unassisted) 72

	Shots	Saves	Fouls	Offside	Corners
NE	19	5	20	4	7
SJ	13	8	14	8	5

Kansas City Wizards 0 at New England Revolution 2

July 12 at Foxboro Stadium (Foxborough, Mass.)

Att: 21,817

Scoring - KC - None

NE - Kerr (Burns, A. Lalas) 45, Wise (unassisted) 58

	Shots	Saves	Fouls	Offside	Corners
KC	5	3	14	2	3
NE	17	1	7	3	5

Tampa Bay Mutiny 2 at New England Revolution 4

July 18 at Foxboro Stadium (Foxborough, Mass.)

Att: 19,075

Scoring - TB - Lassiter (Hejduk) 31, Vasquez (unassisted) 42

NE - Baba (Conde, Naveda) 53, Conde (Kerr, A. Lalas) 54, Conde (unassisted) 57, Kerr (Naveda) 71

	Shots	Saves	Fouls	Offside	Corners
TB	9	1	12	4	4
NE	8	4	25	2	4

New England Revolution 0 at Columbus Crew 1

July 20 at Ohio Stadium (Columbus, Ohio)

Att: 14,248

Scoring - NE - None

CLB - Warzycha (McBride, Miguez) 55

	Shots	Saves	Fouls	Offside	Corners
NE	13	7	11	1	5
CLB	21	5	12	4	6

New England Revolution 0 at Kansas City Wizards 1 (SO)

July 26 at Arrowhead Stadium (Kansas City, Mo.)

Att: 10,029

Scoring - None

	Shots	Saves	Fouls	Offside	Corners
NE	8	0	12	2	5
KC	9	4	12	6	3

San Jose Clash 5 at New England Revolution 1

Aug. 3 at Foxboro Stadium (Foxborough, Mass.)

Att: 22,673

Scoring - SJ - Lozano (Lewis) 36, Lozano (Lewis) 68, Baicher (Lozano) 71,

Emenalo (Cerritos) 84, Baicher (Medved) 90

NE - Baba (unassisted) 22

	Shots	Saves	Fouls	Offside	Corners
SJ	14	8	17	6	3
NE	17	5	16	3	5

New England Revolution 0 at Colorado Rapids 3

Aug. 9 at Mile High Stadium (Denver, Colo.)

Att: 8,654

Scoring - NE - None

COL - Harris (C. Henderson, Balboa) 7, Patino (Harris) 29, Harris (C. Henderson,

Patino) 67

	Shots	Saves	Fouls	Offside	Corners
NE	16	2	16	8	10
COL	10	6	14	4	4

Los Angeles Galaxy 2 at New England Revolution 1 (SO)

Aug. 14 at Foxboro Stadium (Foxborough, Mass.)

Att: 21,886

Scoring - LA - Melo (unassisted) 9

NE - McKinley (Galdieri) 90

	Shots	Saves	Fouls	Offside	Corners
LA	16	5	11	7	4
NE	11	7	17	8	7

New England Revolution 1 at Columbus Crew 2

Aug. 23 at Ohio Stadium (Columbus, Ohio)

Att: 15,718

Scoring - NE - McKinley (unassisted) 75

CLB - Wood (Thompson, Maisonneuve) 43, Elcock (Marino, Maisonneuve) 87

	Shots	Saves	Fouls	Offside	Corners
NE	12	2	16	3	4
CLB	9	2	15	10	7

New England Revolution 2 at D.C. United 3

Aug. 27 at RFK Stadium (Washington, D.C.)

Att: 9,675

Scoring - NE - Baba (unassisted) 43, McKinley (Baba) 51

DC - Etcheverry (Moreno, Williams) 39, Moreno (Etcheverry, Sanneh) 59, Diaz Arce

(Etcheverry, Sanneh) 88

	Shots	Saves	Fouls	Offside	Corners
NE	12	9	11	5	12
DC	13	6	12	8	4

New England Revolution 0 at Tampa Bay Mutiny 4

Aug. 30 at Tampa Stadium (Tampa, Fla.)

Att: 9,253

Scoring - NE - None

TB - Vasquez (Valderrama, Ralston) 39, Lassiter (Valderrama, Ralston) 64, Prampin

(Valderrama) 83, Vargas (Valderrama) 87

	Shots	Saves	Fouls	Offside	Corners
NE	8	2	8	0	4
TB	10	1	11	10	2

New England Revolution 1 at MetroStars 3

Sept. 9 at Giants Stadium (East Rutherford, N.J.)

Att: 10,510

Scoring - NE - Naveda (Baba) 29

MET - Semoli (Savarese, Ramos) 40, Bartlett (Lagos) 45, Savarese (Joseph,

Donadoni) 74

	Shots	Saves	Fouls	Offside	Corners
NE	12	4	21	2	4
MET	12	5	14	3	0

Columbus Crew 0 at New England Revolution 1

Sept. 12 at Foxboro Stadium (Foxborough, Mass.)

Att: 21,619

Scoring - CLB - None

NE - Naveda (Galdieri, A. Lalas) 3

	Shots	Saves	Fouls	Offside	Corners
CLB	10	2	6	1	9
NE	7	3	17	4	4

New England Revolution 2 at D.C. United 3 (SO)

Sept. 16 at RFK Stadium (Washington, D.C.)

Att: 11,607

Scoring - NE - Moore (Keegan) 12, Moore (unassisted) 53

DC - own goal (Keegan) 31, Harkes (Etcheverry) 87

	Shots	Saves	Fouls	Offside	Corners
NE	9	8	17	3	3
DC	14	5	13	7	9

MetroStars 2 at New England Revolution 3

Sept. 20 at Foxboro Stadium (Foxborough, Mass.)

Att: 36,273

Scoring - MET - De Avila (Joseph) 21, Semoli (Vaz Leal) 37

NE - Chronopoulos (Baba, Farias) 22, McKinley (Naveda) 49, Chronopoulos (McKinley)

69

	Shots	Saves	Fouls	Offside	Corners
MET	10	5	12	4	6
NE	19	2	17	0	0

New England Revolution 2 at Dallas Burn 1

Sept. 25 at Cotton Bowl (Dallas, Texas)

Att: 6,897

Scoring - NE - Moore (penalty kick) 58, Keegan (Moore) 88

DAL - Elliott (Alvarez) 31

	Shots	Saves	Fouls	Offside	Corners
NE	16	7	11	2	3
DAL	12	6	16	3	4



1997 PLAYOFFS

EAST. CONF. SEMIFINAL - GM. 1

@ D.C. UNITED

L. 1-4 October 5, 1997

GK Zenga
D Chronopoulos
D Dunseth
D Lalas
D Squadron (Keegan 71)
M Burns
M Farias (Klein 71)
M McKinley
M Naveda
F Galderisi (Wise 81)
F Moore

EAST. CONF. SEMIFINAL - GM. 2

VS. D.C. UNITED

T. 1-1 (SO) October 8, 1997

GK Zenga
D Chronopoulos
D Lalas
D Okaroh
D Burns
M Farias
M Naveda
M McKinley
M Baba
F Galderisi
F Moore

STATISTICS

#	POS	PLAYER	GP	GS	MIN	G	A	PTS	SHT	SOG	BLK	FC	FS	OFF	CK	C	E
4	MID	Mike Burns	2	2	180	1	0	2	1	1	1	1	2	0	0	1	0
9	FWD	Joe-Max Moore	2	2	180	1	0	2	2	2	0	3	6	4	3	0	0
8	MID	Imad Baba	1	1	63	0	0	0	2	1	0	2	1	3	2	0	0
5	DEF	Ted Chronopoulos	2	2	180	0	0	0	1	0	0	1	2	0	0	0	0
2	DEF	Brian Dunseth	1	1	90	0	0	0	0	0	0	0	0	0	0	0	0
25	MID	Alejandro Farias	2	2	161	0	0	0	0	0	1	2	2	0	0	1	0
33	FWD	Giuseppe Galderisi	2	2	171	0	0	0	3	3	0	7	6	4	0	1	0
18	FWD	Paul Keegan	2	0	46	0	0	0	2	1	0	1	0	0	0	0	0
19	MID	Steve Klein	1	0	19	0	0	0	0	0	0	0	0	0	0	0	0
22	DEF	Alexi Lalas	2	2	180	0	0	0	2	1	0	8	7	0	0	0	0
7	MID	Ivan McKinley	2	2	180	0	0	0	5	1	0	2	2	0	0	1	0
10	FWD	Alberto Naveda	2	2	180	0	0	0	1	1	0	5	2	1	9	0	0
20	DEF	Francis Okaroh	1	1	70	0	0	0	0	0	0	1	1	0	0	0	1
6	DEF	Leonardo Squadron	1	1	71	0	0	0	1	1	0	0	0	0	0	1	0
11	MID	Evans Wise	1	0	9	0	0	0	0	0	0	0	0	0	0	0	0
1	GK	Walter Zenga	2	2	180	0	0	0	0	0	0	0	0	0	0	0	0
TEAM TOTALS			2	2	190	2	0	4	20	12	2	33	31	12	14	5	1
OPPONENT TOTALS			2	2	190	5	10	20	23	14	2	31	33	13	10	2	0

GAME-WINNING GOALS: None

GAME-WINNING ASSISTS: None

PENALTY KICK GOALS/ATTEMPTS: Joe-Max Moore 1-1

#	POS	GOALKEEPER	GP	GS	MIN	SHT	SV	C/P	GA	GAA	PG	PA	W	L	T	SO
1	GK	Walter Zenga	2	2	180	14	7	8	5	2.50	0	0	0	2	0	0
TEAM TOTALS			2	2	190	14	7	8	5	2.37	0	0	0	2	0	0
OPPONENT TOTALS			2	2	190	12	8	8	2	0.95	1	1	2	0	0	0

BOX SCORES

EASTERN CONFERENCE SEMIFINAL, GAME 1

New England Revolution 1 at D.C. United 4

October 5 at RFK Stadium (Washington, D.C.)

Att: 12,540

Scoring - NE - Burns (unassisted) 89

DC - Wegerle (Moreno, Vaudreuil) 13, Wegerle (Sanneh, Etcheverry) 56, Moreno

(Vaudreuil, Williams) 65, Moreno (Williams, Sanneh) 76

	Shots	Saves	Fouls	Offside	Corners
NE	13	4	12	4	5
DC	15	7	9	9	2

EASTERN CONFERENCE SEMIFINAL, GAME 2

D.C. United 1 at New England Revolution 1 (SO)

October 8 at Foxboro Stadium (Foxborough, Mass.)

Att: 16,233

Scoring - DC - Williams (Harkes, Etcheverry) 53

NE - Moore (penalty kick) 72

	Shots	Saves	Fouls	Offside	Corners
DC	8	1	22	4	8
NE	7	3	21	8	9



1996 RESULTS

DATE	OPPONENT	RESULT	SCORE	NOTES	ATT.	W-L-T	POS.	PTS
04/13/1996	at Tampa Bay Mutiny	L	2-3		26,473	0-1-0	T3	0
04/20/1996	at MetroStars	W	1-0		46,826	1-1-0	T2	3
04/27/1996	D.C. UNITED	W	2-1	SO	32,864	2-1-0	3	4
05/04/1996	SAN JOSE CLASH	L	1-2		16,334	2-2-0	3	4
05/11/1996	at Columbus Crew	L	2-3		24,750	2-3-0	3	4
05/19/1996	METROSTARS	W	2-0		20,131	3-3-0	3	7
05/25/1996	COLORADO RAPIDS	W	3-2	SO	14,323	4-3-0	3	8
06/01/1996	at Kansas City Wiz	L	1-2		17,808	4-4-0	4	8
06/06/1996	LOS ANGELES GALAXY	L	2-3	SO	20,236	4-5-0	T4	8
06/15/1996	KANSAS CITY WIZ	W	2-1	SO	21,407	5-5-0	T3	9
06/23/1996	DALLAS BURN	L	1-4		17,066	5-6-0	T4	9
06/27/1996	COLUMBUS CREW	L	1-2	SO	15,209	5-7-0	5	9
06/30/1996	at D.C. United	L	1-3		19,355	5-8-0	5	9
07/04/1996	at Los Angeles Galaxy	W	1-0		62,703	6-8-0	4	12
07/06/1996	at San Jose Clash	W	2-1		18,813	7-8-0	4	13
07/11/1996	at Columbus Crew	W	2-1	SO	13,751	8-8-0	4	14
07/20/1996	D.C. UNITED	W	2-0		18,347	9-8-0	4	17
07/24/1996	at Colorado Rapids	L	0-2		6,236	9-9-0	4	17
07/27/1996	at Kansas City Wiz	L	2-4		11,555	9-10-0	4	17
07/31/1996	SAN JOSE CLASH	W	2-0		12,871	10-10-0	4	20
08/03/1996	METROSTARS	W	2-1	SO	20,162	11-10-0	4	21
08/08/1996	at Los Angeles Galaxy	L	0-1		10,251	11-11-0	4	21
08/11/1996	at San Jose Clash	L	1-6		12,099	11-12-0	4	21
08/14/1996	at MetroStars	L	0-4		20,711	11-13-0	4	21
08/16/1996	COLORADO RAPIDS	W	2-0		14,103	12-13-0	4	24
08/21/1996	TAMPA BAY MUTINY	W	4-2		18,764	13-13-0	4	27
08/31/1996	at Tampa Bay Mutiny	L	1-3		8,128	13-14-0	5	27
09/04/1996	DALLAS BURN	W	2-1		12,933	14-14-0	T3	30
09/07/1996	at Dallas Burn	W	2-0		18,582	15-14-0	T3	33
09/12/1996	TAMPA BAY MUTINY	L	1-2		11,009	15-15-0	4	33
09/17/1996	at D.C. United	L	2-3		7,360	15-16-0	5	33
09/21/1996	COLUMBUS CREW	L	0-1		38,633	15-17-0	5	33

COACH

COACH	W	L	T	PCT.
Frank Stapleton	15	17	0	.469



1996 STATISTICS

#	POS	PLAYER	GP	GS	MIN	G	A	PTS	SHT	SOG	BLK	FC	FS	OFF	CK	C	E
9	FWD	Joe-Max Moore	14	14	1238	11	1	23	36	19	0	20	24	16	2	2	0
10	FWD	Alberto Naveda	25	20	1734	6	7	19	65	35	0	51	60	3	56	8	0
7	FWD	Darren Sawatzky	28	19	1776	4	5	13	41	22	0	25	8	16	2	1	0
11	FWD	Welton	29	20	1909	3	6	12	34	15	0	30	62	25	12	3	0
18	FWD	Paul Keegan	27	20	1844	4	3	11	30	18	1	40	40	16	1	4	0
6	DEF	Geoff Aunger	29	26	2397	3	3	9	27	8	0	66	34	2	0	10	0
21	MID	Imad Baba	11	8	736	2	2	6	19	9	0	9	23	8	11	0	0
9	FWD	John Kerr	7	6	564	2	1	5	11	4	0	13	5	5	1	1	0
19	FWD	Robert Ukrop	9	8	634	2	1	5	14	8	0	9	10	7	2	1	0
8	DEF	Peter Woodring	21	20	1622	1	3	5	25	4	1	24	33	5	21	3	0
14	DEF	John DeBrito	21	18	1537	0	4	4	18	7	0	26	15	9	16	4	0
4	MID	Mike Burns	17	14	1294	1	1	3	11	5	2	20	7	1	4	4	0
22	DEF	Alexi Lalas	25	25	2218	1	1	3	17	7	1	44	20	1	0	4	1
9	FWD	Kevin Wylie	22	22	1839	0	2	2	9	2	1	30	22	0	1	3	0
5	DEF	Ted Chronopoulos	14	11	1000	1	0	2	8	4	1	10	12	0	0	1	0
13	DEF	Mark Watson	4	4	303	1	0	2	1	1	0	12	2	0	0	1	1
3	DEF	Iain Fraser	23	23	2070	0	1	1	2	0	5	10	11	0	0	3	0
1	GK	Jim St. Andre	15	14	1346	0	1	1	0	0	0	1	3	0	0	0	1
20	FWD	Giuseppe Galderisi	4	3	248	0	0	0	4	2	0	6	14	2	1	1	0
32	GK	Aidan Heaney	19	18	1534	0	0	0	0	0	0	0	1	0	0	0	1
17	MID	Zak Ibsen	6	4	363	0	0	0	1	0	1	5	2	0	0	0	0
16	DEF	Tom Lips	8	5	473	0	0	0	2	1	0	17	3	0	0	3	0
15	MID	Victor Mella	3	1	157	0	0	0	2	0	0	3	0	1	0	0	0
20	DEF	Francis Okaroh	20	20	1777	0	0	0	0	0	2	34	22	0	0	6	1
15	FWD	Patrick Tardieu	5	0	69	0	0	0	3	1	0	1	1	0	0	0	0
24	FWD	Bojan Vuckovic	1	0	14	0	0	0	0	0	0	1	0	0	0	0	0
12	DEF	Richard Weiszmann	10	9	817	0	0	0	3	2	0	7	2	0	0	0	0
Own Goals received						1											
TEAM TOTALS			32	32	2880	43	42	128	383	174	15	514	436	117	130	63	5
OPPONENT TOTALS			32	32	2880	56	48	160	412	221	13	446	501	102	196	47	2

GAME-WINNING GOALS: Joe-Max Moore 4, Darren Sawatzky 2, Alberto Naveda 1, John Kerr 1

GAME-WINNING ASSISTS: Alberto Naveda 2, Darren Sawatzky 1, Welton 1, John Kerr 1, John DeBrito 1, Imad Baba 1

PENALTY KICK GOALS/ATTEMPTS: Geoff Aunger 3-4, Joe-Max Moore 3-3

#	POS	GOALKEEPER	GP	GS	MIN	SHT	SV	C/P	GA	GAA	PG	PA	W	L	T	SO
32	GK	Aidan Heaney	19	18	1534	130	93	48	29	1.70	2	2	8	9	0	4
1	GK	Jim St. Andre	15	14	1346	91	57	44	27	1.81	0	0	7	8	0	2
TEAM TOTALS			32	32	2880	221	150	92	56	1.75	2	2	15	17	0	7
OPPONENT TOTALS			32	32	2880	174	119	115	43	1.34	6	7	17	15	0	4



1996 LINEUPS

@ TAMPA BAY MUTINY

L, 2-3 April 13, 1996
GK St. Andre
D Ibsen
D Lalas
D Burns
D Weismann (Heaney 89)
M DeBrito
M Woodring
M Auger
M Wellon
F Nevada (Galdieri 89)
F Ukrop

VS. METROSTARS

W, 2-0 May 19, 1996
GK Heaney
D Chronopoulos
D Lalas
D Weismann
D Burns
M Nevada
M Woodring
M Auger
M Wellon (Sawatzky 79)
F Keegan
F Ukrop

VS. DALLAS BURN

L, 1-4 June 23, 1996
GK Heaney
D Chronopoulos
D Fraser
D Okaroh (Weismann 78)
D Wylie
M Auger
M Burns
M Woodring (Sawatzky 70)
M Nevada
F Keegan
F Wellon

@ COLUMBUS CREW

W, 2-1 (SO) July 11, 1996
GK St. Andre
D Okaroh
D Lips
D Fraser
D Wylie (Chronopoulos 46)
M Auger
M Woodring
M Sawatzky
M Wellon (Tardieu 58)
F Keegan
F Kerr (Naveda 79)

VS. METROSTARS

W, 2-1 (SO) August 3, 1996
GK St. Andre
D Okaroh
D Lalas
D Fraser
D Wylie
M Nevada
M Woodring (Auger 75)
M Sawatzky
M DeBrito
F Keegan (Tardieu 75)
F Moore

VS. TAMPA BAY MUTINY

W, 4-2 August 21, 1996
GK Heaney
D Okaroh
D Lalas
D Wylie
D Fraser
M Nevada
M Sawatzky (Wellon 61)
M Auger
M DeBrito (Burns 72)
F Moore
F Baba

@ D.C. UNITED

L, 2-3 September 17, 1996
GK Heaney
D Okaroh
D Lalas
D Fraser
D Burns
M Watson
M Sawatzky (Naveda 71)
M Auger
M DeBrito (Wellon 69)
F Moore
F Baba

@ METROSTARS

W, 1-0 April 20, 1996
GK Heaney
D Ibsen
D Lalas
D Weismann
D Burns
D Woodring
M Auger (Keegan 78)
M DeBrito
M Galdieri (Sawatzky 78)
F Ukrop
F Wellon

VS. COLORADO RAPIDS

W, 3-2 (SO) May 25, 1996
GK Heaney
D Chronopoulos
D Lalas
D Weismann (Ibsen 86)
D Wylie
M Nevada
M Woodring
M Auger
M Wellon (Mella 75)
F Keegan
F Ukrop (St. Andre 3)

VS. COLUMBUS CREW

L, 1-2 (SO) June 27, 1996
GK St. Andre
D Chronopoulos (Sawatzky 74)
D Lalas
D Fraser
D Wylie
M Auger
M Nevada (Kerr 46)
M Burns
M Okaroh
F Wellon
F Keegan

VS. D.C. UNITED

W, 2-0 July 20, 1996
GK St. Andre
D Okaroh
D Lips
D Fraser
D Wylie
M Auger
M Woodring (Naveda 73)
M Sawatzky
M Wellon (DeBrito 35)
F Keegan
F Kerr (Tardieu 80)

@ LOS ANGELES GALAXY

L, 0-1 August 8, 1996
GK St. Andre
D Fraser
D Lalas
D Okaroh
D Wylie
M Nevada
M DeBrito (Wellon 74)
M Nevada
M Woodring (Auger 74)
M Sawatzky
F Keegan
F Moore

@ TAMPA BAY MUTINY

W, 1-3 August 31, 1996
GK Heaney
D Chronopoulos
D Lalas (Keegan 59)
D Okaroh
D Wylie
M Nevada
M Woodring (Lips 73)
M DeBrito
M Wellon
F Baba
F Moore

VS. COLUMBUS CREW

L, 0-1 September 21, 1996
GK Heaney
D Watson
D Lalas
D Fraser
D Burns
M Nevada
M DeBrito (Sawatzky 74)
M Auger
M Wellon
F Baba (Keegan 60)
F Moore

VS. D.C. UNITED

W, 2-1 (SO) April 27, 1996
GK Heaney
D Ibsen
D Lalas
D Burns
D Weismann
M DeBrito (Sawatzky 65)
M Woodring
M Auger
M Wellon
F Galdieri (Keegan 74)
F Ukrop

@ KANSAS CITY WIZ

L, 1-2 June 1, 1996
GK St. Andre
D Chronopoulos
D Lips
D Weismann
D Burns
M Nevada
M Woodring (DeBrito 46)
M Auger
M Wellon
F Keegan
F Ukrop

@ D.C. UNITED

L, 1-3 June 30, 1996
GK St. Andre
D Okaroh
D Lalas
D Fraser
D Wylie
M Auger
M Nevada (Sawatzky 58)
M Burns (Woodring 45)
M Wellon (Chronopoulos 80)
F Keegan
F Kerr

@ COLORADO RAPIDS

L, 0-2 July 24, 1996
GK St. Andre
D Okaroh
D Lips
D Fraser
D Wylie
M Auger
M Woodring (Wellon 64)
M DeBrito
M Keegan (Tardieu 74)
F Kerr
F Sawatzky

@ SAN JOSE CLASH

L, 1-6 August 11, 1996
GK St. Andre
D Okaroh
D Fraser
D Lalas
D Wylie
M Nevada (Auger 52)
M Woodring (Baba 65)
M DeBrito
M Moore (Wellon 68)
F Keegan
F Sawatzky

VS. DALLAS BURN

W, 2-1 September 4, 1996
GK Heaney
D Fraser
D Lalas
D Okaroh
D Wylie (Burns 74)
M Watson
M DeBrito
M Auger
M Sawatzky (Wellon 65)
F Moore
F Baba (Keegan 85)

VS. SAN JOSE CLASH

L, 1-2 May 4, 1996
GK Heaney
D Ibsen (Sawatzky 72)
D Lalas
D Burns
D Chronopoulos
M Nevada
M Woodring
M Auger
M Wellon
F Galdieri (Keegan 66)
F Ukrop

VS. LOS ANGELES GALAXY

L, 2-3 (SO) June 6, 1996
GK Heaney
D Chronopoulos (Lips 85)
D Lalas
D Weismann
D Fraser
D Burns
M Sawatzky
M DeBrito (Mella 21)
M Nevada (Ukrop 89)
F Wellon
F Keegan

@ LOS ANGELES GALAXY

W, 1-0 July 4, 1996
GK St. Andre
D Okaroh
D Lalas
D Fraser
D Wylie
M Auger
M Woodring (Lips 89)
M Sawatzky
M Wellon (Chronopoulos 80)
F Keegan
F Kerr

@ KANSAS CITY WIZ

L, 2-4 July 27, 1996
GK St. Andre
D Okaroh
D Lalas
D Fraser
D Wylie
M Auger
M Woodring
M Sawatzky
F Wellon
F Keegan
F Moore

@ METROSTARS

W, 2-0 August 14, 1996
GK Heaney
D Chronopoulos (Wellon 64)
D Lips
D Fraser
D Wylie
M Nevada
M DeBrito
M Auger
M Sawatzky
F Keegan (Baba 74)
F Moore

@ DALLAS BURN

W, 2-0 September 7, 1996
GK Heaney
D Fraser
D Lalas
D Okaroh
D Wylie (Burns 45)
M Auger
M Watson
M Sawatzky
M DeBrito
F Moore
F Baba (Keegan 80)

@ COLUMBUS CREW

L, 2-3 May 11, 1996
GK Heaney
D Weismann
D Lalas
D Burns
D Chronopoulos
M Nevada (Sawatzky 81)
M Woodring (DeBrito 71)
M Auger
M Wellon
F Keegan (Vuckovic 76)
F Ukrop

VS. KANSAS CITY WIZ

W, 2-1 (SO) June 15, 1996
GK Heaney
D Chronopoulos
D Weismann
D Fraser
D Wylie
M Auger
M Nevada
M Mella (Ibsen 73)
M Sawatzky
F Wellon
F Keegan

@ SAN JOSE CLASH

W, 2-1 (SO) July 6, 1996
GK St. Andre
D Okaroh
D Lalas
D Fraser
D Wylie
M Auger
M Woodring
M Sawatzky
M Wellon
F Keegan (Naveda 82)
F Kerr

VS. SAN JOSE CLASH

W, 2-0 July 31, 1996
GK St. Andre
D Okaroh
D Lalas
D Fraser
D Wylie
M Nevada
M Woodring (Baba 68)
M Sawatzky
M DeBrito
F Keegan (Tardieu 87)
F Moore

VS. COLORADO RAPIDS

W, 2-0 August 16, 1996
GK Heaney
D Fraser
D Lalas
D Okaroh
M Nevada
M Sawatzky (Wellon 70)
M Auger
M Baba (Chronopoulos 88)
F Moore
F DeBrito

VS. TAMPA BAY MUTINY

L, 1-2 September 12, 1996
GK Heaney
D Okaroh
D Lalas
D Wylie (Naveda 55)
D Fraser
M Burns
M Sawatzky
M DeBrito (Wellon 53)
M Auger
F Moore
F Baba

1996 BOX SCORES

New England Revolution 2 at Tampa Bay Mutiny 3

April 13 at Tampa Stadium (Tampa, Fla.) Alt: 26,473

Scoring - NE - Ukrop (Lalas, Melo) 20, Ukrop (Woodring) 71

TBM - Lassiter (Pittman) 25, McKinley (Vasquez) 53, Pittman (Valderrama) 65

	Shots	Saves	Fouls	Offside	Corners
NE	10	5	17	6	3
TBM	16	2	22	0	5

New England Revolution 1 at MetroStars 0

April 20 at Giants Stadium (East Rutherford, N.J.) Alt: 46,826

Scoring - NE - own goal (Caricola) 87

MET - None

	Shots	Saves	Fouls	Offside	Corners
NE	11	8	13	2	3
MET	13	4	15	3	6

D.C. United 1 at New England Revolution 2 (SO)

April 27 at Foxboro Stadium (Foxborough, Mass.) Alt: 32,864

Scoring - DC - Diaz Arce (Kelderman, Williams) 69

NE - Aunger (penalty kick) 78

	Shots	Saves	Fouls	Offside	Corners
DC	16	8	19	0	4
NE	11	10	14	8	4

San Jose Clash 2 at New England Revolution 1

May 4 at Foxboro Stadium (Foxborough, Mass.) Alt: 16,334

Scoring - SJ - Wymald (Iroha) 23, Bravo (Mella, Dayak) 70

NE - Aunger (penalty kick) 86

	Shots	Saves	Fouls	Offside	Corners
SJ	4	2	13	4	2
NE	17	0	18	5	3

New England Revolution 2 at Columbus Crew 3

May 11 at Ohio Stadium (Columbus, Ohio) Alt: 24,750

Scoring - NE - Melo (Keegan) 18, Nevada (Keegan, Ukrop) 34

CLB - McBride (penalty kick) 48, Marino (unassisted) 87, McBride (Clark) 89

	Shots	Saves	Fouls	Offside	Corners
NE	13	8	17	5	1
CLB	25	6	6	8	7

MetroStars 0 at New England Revolution 2

May 19 at Foxboro Stadium (Foxborough, Mass.) Alt: 20,131

Scoring - MET - None

NE - Nevada (unassisted) 9, Keegan (Melo) 18

	Shots	Saves	Fouls	Offside	Corners
MET	9	3	21	7	5
NE	13	6	21	2	5

Colorado Rapids 2 at New England Revolution 2 (SO)

May 25 at Foxboro Stadium (Foxborough, Mass.) Alt: 14,323

Scoring - COL - Wegerle (Sharpe, Bartlett) 76, Harbor (C. Henderson) 88

NE - Nevada (unassisted) 47, Aunger (penalty kick) 68

	Shots	Saves	Fouls	Offside	Corners
COL	16	1	13	4	7
NE	7	6	8	7	3

New England Revolution 1 at Kansas City Wiz 2

June 1 at Arrowhead Stadium (Kansas City, Mo.) Alt: 17,808

Scoring - NE - Keegan (Melo, Nevada) 19

KC - Preki (Uderitz) 80, Johnston (Preki) 89

	Shots	Saves	Fouls	Offside	Corners
NE	8	4	16	5	3
KC	14	3	12	1	7

Los Angeles Galaxy 3 at New England Revolution 2 (SO)

June 6 at Foxboro Stadium (Foxborough, Mass.) Alt: 20,236

Scoring - LA - Jones (unassisted) 39, Semoli (unassisted) 86

NE - Nevada (Melo) 72, Burns (unassisted) 78

	Shots	Saves	Fouls	Offside	Corners
LA	10	8	9	1	4
NE	17	3	11	0	6

Kansas City Wiz 1 at New England Revolution 2 (SO)

June 15 at Foxboro Stadium (Foxborough, Mass.) Alt: 21,407

Scoring - KC - Preki (unassisted) 75

NE - Keegan (Sawatzky) 50

	Shots	Saves	Fouls	Offside	Corners
KC	11	4	9	6	2
NE	9	4	13	1	1

Dallas Burn 4 at New England Revolution 1

June 23 at Foxboro Stadium (Foxborough, Mass.) Alt: 17,066

Scoring - DAL - Lozzano (Sonora) 36, Farrer (unassisted) 48, Santel (Alvarez) 60,

Haynes (Sonora) 89

NE - Keegan (Aunger) 27

	Shots	Saves	Fouls	Offside	Corners
DAL	12	6	10	1	7
NE	10	3	17	6	6

Columbus Crew 2 at New England Revolution 1 (SO)

June 27 at Foxboro Stadium (Foxborough, Mass.) Alt: 15,209

Scoring - CLB - Marino (Calliguri) 20

NE - Melo (Sawatzky, Aunger) 77

	Shots	Saves	Fouls	Offside	Corners
CLB	10	4	16	2	11
NE	9	4	22	2	5

New England Revolution 1 at D.C. United 3

June 30 at RFK Stadium (Washington, D.C.) Alt: 19,355

Scoring - NE - Nevada (St. Andre) 38

DC - Rammel (unassisted) 1, Diaz Arce (Harkes) 46, Harkes (unassisted) 89

	Shots	Saves	Fouls	Offside	Corners
NE	9	6	11	4	2
DC	18	3	8	4	8

New England Revolution 1 at Los Angeles Galaxy 0

July 4 at Rose Bowl (Los Angeles, Calif.) Alt: 62,703

Scoring - NE - Kerr (Sawatzky, Melo) 24

LA - None

	Shots	Saves	Fouls	Offside	Corners
NE	13	5	20	4	4
LA	18	4	6	3	12

New England Revolution 2 at San Jose Clash 1 (SO)

July 6 at Spartan Stadium (San Jose, Calif.) Alt: 18,813

Scoring - NE - Kerr (Woodring) 66

SJ - Wymald (Doyle, Iroha) 60

	Shots	Saves	Fouls	Offside	Corners
NE	14	3	18	1	5
SJ	7	1	14	1	7

New England Revolution 2 at Columbus Crew 1 (SO)

July 11 at Ohio Stadium (Columbus, Ohio) Alt: 13,751

Scoring - NE - Chronopoulos (Woodring) 78

CLB - Calliguri (unassisted) 25

	Shots	Saves	Fouls	Offside	Corners
NE	6	6	13	1	3
CLB	15	2	13	3	8



D.C. United 0 at New England Revolution 2

July 20 at Foxboro Stadium (Foxborough, Mass.)

Att: 18,347

Scoring - DC - None

NE - Sawatzky (Kent) 54, Sawatzky (Keegan) 77

	Shots	Saves	Fouls	Offside	Corners
DC	7	3	11	3	1
NE	11	0	24	9	1

New England Revolution 0 at Colorado Rapids 2

July 24 at Mile High Stadium (Denver, Colo.)

Att: 6,236

Scoring - NE - None

COL - Benedetti (Harbor) 59, Bartlett (C. Henderson) 73

	Shots	Saves	Fouls	Offside	Corners
NE	11	2	8	4	7
COL	7	4	6	5	9

New England Revolution 2 at Kansas City Wiz 4

July 27 at Arrowhead Stadium (Kansas City, Mo.)

Att: 11,555

Scoring - NE - Woodring (Melo) 15, Sawatzky (unassisted) 41

KC - Takawira (Preki, Sorber) 12, Takawira (Sorber, Preki) 35, Chung (Klopas) 44, Preki (Takawira) 49

	Shots	Saves	Fouls	Offside	Corners
NE	13	1	25	2	6
KC	15	2	18	1	3

San Jose Clash 0 at New England Revolution 2

July 31 at Foxboro Stadium (Foxborough, Mass.)

Att: 12,871

Scoring - SJ - None

NE - Moore (Naveda) 48, Moore (Naveda, DeBrito) 67

	Shots	Saves	Fouls	Offside	Corners
SJ	7	2	13	3	3
NE	14	3	15	2	3

MetroStars 1 at New England Revolution 2 (SO)

Aug. 3 at Foxboro Stadium (Foxborough, Mass.)

Att: 20,162

Scoring - MET - Donadoni (unassisted) 54

NE - Moore (DeBrito, Naveda) 42

	Shots	Saves	Fouls	Offside	Corners
MET	7	0	18	4	3
NE	4	4	21	6	2

New England Revolution 0 at Los Angeles Galaxy 1

Aug. 8 at Rose Bowl (Los Angeles, Calif.)

Att: 10,251

Scoring - NE - None

LA - Hurtado (Jones) 80

	Shots	Saves	Fouls	Offside	Corners
NE	7	4	13	4	3
LA	15	1	10	1	9

New England Revolution 1 at San Jose Clash 6

Aug. 11 at Spartan Stadium (San Jose, Calif.)

Att: 12,099

Scoring - NE - Moore (Naveda, Wylie) 8

SJ - Dayak (Doyle) 31, Espinoza (Rodas) 48, Doyle (Lewis) 62, Dayak (Wynalda, Doyle) 70, Rodas (unassisted) 81, Espinoza (Wynalda) 84

	Shots	Saves	Fouls	Offside	Corners
NE	15	4	15	0	2
SJ	20	4	19	9	6

New England Revolution 0 at MetroStars 4

Aug. 14 at Giants Stadium (East Rutherford, N.J.)

Att: 20,711

Scoring - NE - None

MET - Wood (Donadoni) 12, Johnson (unassisted) 17, Johnson (De Avila) 73, De Avila (Ramos) 81

	Shots	Saves	Fouls	Offside	Corners
NE	17	3	13	6	5
MET	11	9	6	1	4

Colorado Rapids 0 at New England Revolution 2

Aug. 16 at Foxboro Stadium (Foxborough, Mass.)

Att: 14,103

Scoring - COL - None

NE - Moore (Naveda) 28, Moore (Naveda) 89

	Shots	Saves	Fouls	Offside	Corners
COL	10	4	17	7	5
NE	20	4	19	7	4

Tampa Bay Mutiny 2 at New England Revolution 4

Aug. 21 at Foxboro Stadium (Foxborough, Mass.)

Att: 18,764

Scoring - TBM - Galderisi (unassisted) 18, Vasquez (unassisted) 51

NE - Naveda (unassisted) 23, Lalas (DeBrito, Wylie) 44, Moore (penalty kick) 79, Melo (Burns) 88

	Shots	Saves	Fouls	Offside	Corners
TBM	14	6	13	4	6
NE	20	6	17	2	5

New England Revolution 1 at Tampa Bay Mutiny 3

Aug. 31 at Tampa Stadium (Tampa, Fla.)

Att: 8,128

Scoring - NE - Baba (unassisted) 73

TBM - Lassiter (Galderisi) 26, Ralston (unassisted) 46, Hunjak (Galderisi) 58

	Shots	Saves	Fouls	Offside	Corners
NE	12	6	15	2	5
TBM	18	3	16	5	8

Dallas Burn 1 at New England Revolution 2

Sept. 4 at Foxboro Stadium (Foxborough, Mass.)

Att: 12,933

Scoring - DAL - Eck (Kreis, Elliott) 74

NE - Watson (Sawatzky, Moore) 35, Moore (penalty kick) 78

	Shots	Saves	Fouls	Offside	Corners
DAL	9	2	20	3	2
NE	9	3	19	1	5

New England Revolution 2 at Dallas Burn 0

Sept. 7 at Cotton Bowl (Dallas, Texas)

Att: 18,582

Scoring - NE - Sawatzky (DeBrito, Baba) 19, Baba (Aunger, Fraser) 43

DAL - None

	Shots	Saves	Fouls	Offside	Corners
NE	7	14	20	4	2
DAL	21	3	13	1	11

Tampa Bay Mutiny 2 at New England Revolution 1

Sept. 12 at Foxboro Stadium (Foxborough, Mass.)

Att: 11,009

Scoring - TBM - Lassiter (penalty kick) 25, Vasquez (unassisted) 74

NE - Moore (Baba, Sawatzky) 61

	Shots	Saves	Fouls	Offside	Corners
TBM	12	1	23	1	5
NE	16	6	18	0	8

New England Revolution 2 at D.C. United 3

Sept. 17 at RFK Stadium (Washington, D.C.)

Att: 7,360

Scoring - NE - Moore (penalty kick) 39, Moore (unassisted) 78

DC - Pope (Elcheverry) 58, Diaz Arce (Moreno) 62, Diaz Arce (Moreno, Elcheverry) 89

	Shots	Saves	Fouls	Offside	Corners
NE	5	5	12	6	5
DC	15	1	17	4	16

Columbus Crew 1 at New England Revolution 0

Sept. 21 at Foxboro Stadium (Foxborough, Mass.)

Att: 38,633

Scoring - CLB - McBride (Maisonneuve) 37

NE - None

	Shots	Saves	Fouls	Offside	Corners
CLB	10	11	20	2	3
NE	24	4	11	3	10



Xbox 360® is a proud sponsor of MLS



**Get off the
couch and get
in the game.**

KINECT™
for  **XBOX 360.**
You are the controller.



Game and system
sold separately.



Mild Cartoon Violence



Experience New England's
one of a kind destination!

SHOP

Sprinkled among your favorite shopping spots are exclusive retailers like New England's only Bass Pro Shops, Life is good, Reebok, Charming Charlie, and the Patriots ProShop. Our unique outdoor layout will make you feel like you're strolling through an upscale urban shopping district.

DINE

Offering 17 restaurants from quick service to gourmet fare, we have a dining option to match your every craving. From steak to sushi, burgers to burritos, pizza to pasta... It's all here. Patriot Place is also the place to share drinks with friends or catch the big game at one of our exciting nightlife venues.

ENJOY

Lean back in a luxurious leather seat at Cinema do Lux. Snap a photo with three Super Bowl trophies at the award-winning Hall at Patriot Place presented by Raytheon. Treat yourself to a hot stone massage at Spa Epiche. Our schedule of free entertainment and family activities will keep your calendar full all year long!



www.patriot-place.com





NEW ENGLAND REVOLUTION SOCCER

FORT

AWARDS AND HONORS

REVOLUTION MOST VALUABLE PLAYER

1996	Joe-Max Moore
1997	Walter Zenga
1998	Joe-Max Moore
1999	Joe-Max Moore
2000	Wolde Harris
2001	Andy Williams
2002	Taylor Twellman
2003	Taylor Twellman
2004	Steve Ralston
2005	Shalrie Joseph
2006	Matt Reis
2007	Taylor Twellman
2008	Steve Ralston
2009	Shalrie Joseph
2010	Marko Perovic

REVOLUTION SCORING CHAMPION (1996-2004)

1996	Joe-Max Moore
1997	Alberto Naveda
1998	Raul Diaz Arce
1999	Joe-Max Moore
2000	Wolde Harris
2001	Cale
2002	Taylor Twellman
2003	Taylor Twellman
2004	Pat Noonan

REVOLUTION GOLDEN BOOT (2005-PRESENT)

2005	Taylor Twellman
2006	Taylor Twellman
2007	Taylor Twellman
2008	Steve Ralston
2009	Shalrie Joseph
2010	Marko Perovic

REVOLUTION DEFENDER OF THE YEAR

1996	Francis Okaroh
1997	Francis Okaroh
1998	Mike Burns
1999	Dan Calichman
2000	Rusty Pierce
2001	Mauricio Wright
2002	Joe Franchino
2003	Adin Brown
2004	Matt Reis
2005	Michael Parkhurst
2006	Shalrie Joseph
2007	Michael Parkhurst
2008	Michael Parkhurst
2009	Jay Heaps
2010	Kevin Alston

REVOLUTION HUMANITARIAN OF THE YEAR

2000	Jeff Causey
2001	Jeff Causey
2002	Brian Kamler
2003	Brian Kamler
2004	Brian Kamler
2005	Matt Reis
2006	Michael Parkhurst
2007	Michael Parkhurst
2008	Adam Cristman
2009	Steve Ralston
2010	Taylor Twellman

MLS MOST VALUABLE PLAYER

2002	Taylor Twellman (Finalist)
2005	Taylor Twellman
2009	Shalrie Joseph (Finalist)

MLS SCORING CHAMPION (1996-2004)

2002	Taylor Twellman (23 goals, 6 assists)
2004	Pat Noonan (co-winner, 11 goals, 8 assists)

MLS GOLDEN BOOT (2005-PRESENT)

2005	Taylor Twellman (17 goals)
------	----------------------------

MLS GOALKEEPER OF THE YEAR

1997	Walter Zenga (Finalist)
2005	Matt Reis (Finalist)
2006	Matt Reis (Finalist)
2007	Matt Reis (Finalist)
2008	Matt Reis (Finalist)

MLS COACH OF THE YEAR

2002	Steve Nicol
2005	Steve Nicol (Finalist)

MLS ROOKIE OF THE YEAR

2003	Pat Noonan (Finalist)
2004	Clint Dempsey
2005	Michael Parkhurst
2007	Adam Cristman (Finalist)
2008	Kheli Dube (Finalist)

MLS HUMANITARIAN OF THE YEAR

2006	Michael Parkhurst
------	-------------------

MLS FAIR PLAY AWARD (INDIVIDUAL)

2006	Steve Ralston (Finalist)
2007	Michael Parkhurst
2008	Michael Parkhurst
2009	Steve Ralston

MLS FAIR PLAY AWARD (TEAM)

2003	New England Revolution
2008	New England Revolution

Finalist: one of three finalists for the award, but not the award recipient



MLS PLAY OF THE YEAR

2002	Taylor Twellman
2003	Adin Brown (Finalist)

MLS GOAL OF THE YEAR

2002	Taylor Twellman (Finalist)
2003	Joe Franchino (Finalist)
2004	Steve Ralston (Finalist)
2005	Clint Dempsey (Finalist)
2007	Michael Parkhurst (Finalist)
2009	Edgaras Jankauskas (Finalist)

MLS "BEST XI" SELECTIONS

2002	Steve Ralston
	Taylor Twellman
2005	Clint Dempsey
	Shalrie Joseph
	Taylor Twellman
2006	Clint Dempsey
2007	Shalrie Joseph
	Michael Parkhurst
2008	Shalrie Joseph
2009	Shalrie Joseph

MLS ALL-STARS

1996	Alexi Lalas
	Welton
1997	Ted Chronopoulos
	Alexi Lalas
	Walter Zenga
1998	Mike Burns
	Raul Diaz Arce
1999	John Harkes
	Joe-Max Moore
	Walter Zenga
2000	John Harkes
2001	Caté
2002	Carlos Llamasa (Team USA)
	Steve Ralston (MLS)
	Jurgen Sommer (Team USA)
	Taylor Twellman (MLS)
2003	Taylor Twellman
2004	Clint Dempsey
	Shalrie Joseph
	Pat Noonan
	Steve Ralston
2005	Clint Dempsey
	Shalrie Joseph
	Pat Noonan
	Michael Parkhurst
	Matt Reis
	Taylor Twellman
2006	Clint Dempsey
	Shalrie Joseph
	Matt Reis
	Taylor Twellman
2007	Shalrie Joseph
	Michael Parkhurst
	Steve Ralston
	Matt Reis
	Taylor Twellman
2008	Shalrie Joseph
	Michael Parkhurst
	Steve Ralston
	Matt Reis
2009	Shalrie Joseph
2010	Kevin Alston
	Shalrie Joseph

MLS ALL-STAR GAME MVP

2005	Taylor Twellman
------	-----------------

MLS PLAYER OF THE MONTH

1997	Walter Zenga (September)
2002	Taylor Twellman (May)
2003	Pat Noonan (October)
2005	Clint Dempsey (April)
	Taylor Twellman (September)

MLS PLAYER OF THE WEEK

1996	Joe-Max Moore (Week 18)
1997	Chiquinho Conde (Week 10)
	Alberto Naveda (Week 11)
1999	Ivan McKinley (Week 6)
	Giovanni Savarese (Week 11, Week 26)
	Joe-Max Moore (Week 14)
2000	Imad Baba (Week 5)
	Ted Chronopoulos (Week 11)
	Jamar Beasley (Week 13)
	Wolde Harris (Week 19)
2001	Caté (Week 7)
2002	Taylor Twellman (Week 8, Week 25)
2003	Taylor Twellman (Week 7)
	Brian Kamler (Week 8)
	Chris Brown (Week 22)
	Pat Noonan (Week 24, Week 30)
2004	Pat Noonan (Week 10)
2005	Clint Dempsey (Week 4)
	Pat Noonan (Week 13)
	Taylor Twellman (Week 16, Week 22, Week 24)
2006	Clint Dempsey (Week 14)
2007	Taylor Twellman (Week 6)
2008	Steve Ralston (Week 14, Week 25)
	Adam Cristman (Week 15)
2009	Taylor Twellman (Week 12)
	Kheli Dube (Week 23)
	Shalrie Joseph (Week 28)
2010	Kenny Mansally (Week 2)

MLS GOAL OF THE WEEK

2004	Joe Franchino (Week 5 at LA)
	Steve Ralston (Week 15 at CHI)
	Steve Ralston (Week 29 vs. COL)
2005	Clint Dempsey (Week 5 vs. CHI)
	Taylor Twellman (Week 1 vs. SJ)
	Taylor Twellman (Week 24 vs. CLB)
2006	Clint Dempsey (Week 28 at DC)
2007	Taylor Twellman (Week 4 at FCD)
	Taylor Twellman (Week 24 at DC)
2008	Sainey Nyassi (Week 1 vs. HOU)
2009	Sainey Nyassi (Week 3 vs. FCD)
	Wells Thompson (Week 24 vs. SJ)
	Edgaras Jankauskas (Week 25 vs. KC)
2010	Kenny Mansally (Week 2 at DC)



CLUB CAREER RECORDS

GAMES PLAYED

PLAYER	GP
Jay Heaps	243
Shalrie Joseph	211
Steve Ralston	201
Matt Reis	188
Taylor Twellman	174
Joe Franchino	162
Ted Chronopoulos	144
Pat Noonan	119
Michael Parkhurst	115
Andy Dorman	112

GAMES STARTED

PLAYER	GS
Jay Heaps	238
Shalrie Joseph	207
Steve Ralston	196
Matt Reis	187
Taylor Twellman	163
Joe Franchino	155
Ted Chronopoulos	140
Michael Parkhurst	115
Jeff Larentowicz	103
Pat Noonan	100

MINUTES PLAYED

PLAYER	MIN
Jay Heaps	21619
Shalrie Joseph	18526
Steve Ralston	17643
Matt Reis	16844
Taylor Twellman	15046
Joe Franchino	13684
Ted Chronopoulos	12228
Michael Parkhurst	10297
Jeff Larentowicz	9305
Mike Burns	9055

GOALS

PLAYER	GP	G
Taylor Twellman	174	101
Steve Ralston	201	42
Joe-Max Moore	96	41
Pat Noonan	119	37
Shalrie Joseph	211	28
Clint Dempsey	71	25
Wolde Harris	91	24
Imad Baba	102	23
Raul Diaz Arce	32	18
Andy Dorman	112	17

ASSISTS

PLAYER	GP	A
Steve Ralston	201	73
Joe-Max Moore	96	35
Shalrie Joseph	211	30
Pat Noonan	119	29
Taylor Twellman	174	28
Jose Cancela	84	27
Jay Heaps	243	26
Imad Baba	102	19
Andy Dorman	112	18
Joe Franchino	162	16

SHOTS

PLAYER	GP	SHT
Taylor Twellman	174	557
Shalrie Joseph	211	251
Joe-Max Moore	96	247
Pat Noonan	119	234
Wolde Harris	91	211
Steve Ralston	201	205
Imad Baba	102	200
Clint Dempsey	71	174
Jay Heaps	243	155
Andy Dorman	112	135

SHOTS ON GOAL

PLAYER	GP	SOG
Taylor Twellman	174	318
Joe-Max Moore	96	127
Pat Noonan	119	119
Steve Ralston	201	109
Wolde Harris	91	105
Shalrie Joseph	211	103
Imad Baba	102	101
Clint Dempsey	71	83
Andy Dorman	112	74
Alberto Naveda	54	73

FOULS COMMITTED

PLAYER	GP	FC
Shalrie Joseph	211	373
Jay Heaps	243	289
Joe Franchino	162	270
Taylor Twellman	174	212
Jeff Larentowicz	111	195
Rusty Pierce	101	184
Ted Chronopoulos	144	182
Wolde Harris	91	139
Clint Dempsey	71	137
Joe-Max Moore	96	136

FOULS SUFFERED

PLAYER	GP	FS
Taylor Twellman	174	359
Shalrie Joseph	211	344
Jay Heaps	243	278
Jose Cancela	84	263
Clint Dempsey	71	201
Steve Ralston	201	199
Joe-Max Moore	96	184
Pat Noonan	119	181
Ted Chronopoulos	144	177
Joe Franchino	162	172

CAUTIONS (YELLOWS)

PLAYER	GP	C
Jay Heaps	243	50
Joe Franchino	162	45
Shalrie Joseph	211	39
Rusty Pierce	101	27
Ted Chronopoulos	144	22
Ivan McKinley	77	21
Clint Dempsey	71	18
Jeff Larentowicz	111	18
Wells Thompson	71	18

Four players tied with 16

EJECTIONS (RED CARDS)

PLAYER	GP	E
Shalrie Joseph	211	4
Ivan McKinley	77	4
Ted Chronopoulos	144	2
Joe Franchino	162	2
Daniel Hernandez	42	2
Brian Kamler	66	2

35 players tied with 1

CORNER KICKS

PLAYER	GP	CK
Steve Ralston	201	456
Jose Cancela	84	330
Joe-Max Moore	96	209
Imad Baba	102	158
Andy Dorman	112	119
Alberto Naveda	54	108
Marko Perovic	25	97
John Harkes	55	94
Cale	22	70
Kenny Mansally	64	68
Edwin Gortler	34	62

OFFSIDES

PLAYER	GP	OFF
Taylor Twellman	174	165
Pat Noonan	119	82
Wolde Harris	91	68
Joe-Max Moore	96	64
Johnny Torres	88	55
Raul Diaz Arce	32	44
Shalrie Joseph	211	38
Imad Baba	102	33
Kheli Dube	67	33
William Sunsing	48	33

GAME-WINNING GOALS

PLAYER	GP	GWG
Taylor Twellman	174	28
Joe-Max Moore	96	13
Steve Ralston	201	12
Clint Dempsey	71	8
Pat Noonan	119	8
Kheli Dube	67	7
Shalrie Joseph	211	7
Ted Chronopoulos	144	6
Wolde Harris	91	6
Imad Baba	102	5

GAME-WINNING ASSISTS

PLAYER	GP	GWA
Steve Ralston	201	22
Shalrie Joseph	211	12
Jose Cancela	84	8
Mike Burns	108	7
Imad Baba	102	6
Taylor Twellman	174	6
Clint Dempsey	71	5
Andy Dorman	112	5
Jay Heaps	243	5
Pat Noonan	119	5

HAT TRICKS

PLAYER	GP	HT
Taylor Twellman	174	3
Pat Noonan	119	2
Chris Brown	3	1
Kheli Dube	67	1
Alberto Naveda	54	1
Zack Schilawski	25	1



MULTI-GOAL GAMES

PLAYER	GP	GOALS
Taylor Twellman	174	16
Joe-Max Moore	96	8
Pat Noonan	119	6
Ted Chronopoulos	144	4
Raul Diaz Arce	32	3
Shalrie Joseph	211	3
Steve Ralston	201	3
Imad Baba	102	2
Chiquinho Conde	17	2
Adam Cristman	46	2
Wolde Harris	91	2
Giovanni Savarese	27	2

PENALTY-KICK GOALS

PLAYER	GP	PKG
Steve Ralston	201	9
Shalrie Joseph	211	8
Joe-Max Moore	96	6
Cale	22	5
Imad Baba	102	4
Geoff Aunger	29	3
Jose Cancela	84	3
Raul Diaz Arce	32	3
Taylor Twellman	174	3

5 players tied with 1

GOALS PER GAME

PLAYER	GP	GOALS	AVG
Taylor Twellman	174	101	0.58
Joe-Max Moore	96	41	0.43
Clint Dempsey	71	25	0.35
Pat Noonan	119	37	0.31
Wolde Harris	91	24	0.26
Imad Baba	102	23	0.23
Steve Ralston	201	42	0.21
Shalrie Joseph	211	28	0.13

Minimum: 20 goals

ASSISTS PER GAME

PLAYER	GP	ASTS	AVG
Joe-Max Moore	96	35	0.36
Steve Ralston	201	73	0.36
Jose Cancela	84	27	0.32
Pat Noonan	119	29	0.24
Taylor Twellman	174	28	0.16
Shalrie Joseph	211	30	0.14
Jay Heaps	243	26	0.11

Minimum: 20 assists

GOALS PER 90 MIN.

PLAYER	MIN	GOALS	AVG
Taylor Twellman	15046	101	0.60
Joe-Max Moore	8132	41	0.45
Pat Noonan	8623	37	0.39
Clint Dempsey	6208	25	0.36
Wolde Harris	6197	24	0.35
Imad Baba	8227	23	0.25
Steve Ralston	17643	42	0.21
Shalrie Joseph	18526	28	0.14

Minimum: 20 goals

ASSISTS PER 90 MIN.

PLAYER	MIN	ASTS	AVG
Jose Cancela	6129	27	0.40
Joe-Max Moore	8132	35	0.39
Steve Ralston	17643	73	0.37
Pat Noonan	8623	29	0.30
Taylor Twellman	15046	28	0.17
Shalrie Joseph	18526	30	0.15
Jay Heaps	21619	26	0.11

Minimum: 20 assists

SCORING PCT.

PLAYER	GP	SH	G	PCT
Steve Ralston	201	205	42	20.5
Taylor Twellman	174	557	101	18.1
Joe-Max Moore	96	247	41	16.6
Pat Noonan	119	234	37	15.8
Clint Dempsey	71	174	25	14.4
Imad Baba	102	200	23	11.5
Wolde Harris	91	211	24	11.4
Shalrie Joseph	211	257	28	10.9

Minimum: 20 goals

SHOTS ON GOAL PCT.

PLAYER	GP	SH	SOG	PCT
Taylor Twellman	174	557	318	57.1
Steve Ralston	201	205	109	53.2
Joe-Max Moore	96	247	127	51.4
Pat Noonan	119	234	119	50.9
Imad Baba	102	200	101	50.5
Wolde Harris	91	211	105	49.8
Clint Dempsey	71	174	83	47.7
Shalrie Joseph	211	257	103	40.1

Minimum: 75 shots on goal

GAMES PLAYED IN GOAL

PLAYER	GP
Matt Reis	188
Jeff Causey	64
Adin Brown	48
Walter Zenga	47
Juergen Sommer	33
Ian Feuer	26
Aidan Heaney	19
Jim St. Andre	15
Preston Burpo	11
Jose Fernandez	7

GAMES STARTED IN GOAL

PLAYER	GS
Matt Reis	187
Jeff Causey	50
Adin Brown	48
Walter Zenga	47
Juergen Sommer	33
Ian Feuer	26
Aidan Heaney	18
Jim St. Andre	14
Preston Burpo	11
Jose Fernandez	7

MINUTES PLAYED IN GOAL

PLAYER	MIN
Matt Reis	16842
Jeff Causey	4814
Adin Brown	4392
Walter Zenga	4105
Juergen Sommer	2978
Ian Feuer	2336
Aidan Heaney	1534
Jim St. Andre	1346
Preston Burpo	937
Jose Fernandez	578

GOALS AGAINST AVG.

PLAYER	GP	MIN	SHT	SVS	GA	GAA	W-L-T	SHO
Matt Reis	188	16842	998	757	241	1.26	75-62-51	50
Adin Brown	48	4392	274	206	68	1.39	21-15-11	10
Walter Zenga	47	4105	241	168	73	1.60	20-20-0	8
Jeff Causey	64	4814	299	207	92	1.72	21-32-8	5

Minimum: 4000 minutes played

WINS

PLAYER	GP	WON
Matt Reis	188	75
Adin Brown	48	21
Jeff Causey	64	21
Walter Zenga	47	20
Juergen Sommer	33	11
Ian Feuer	26	8
Aidan Heaney	19	8
Jim St. Andre	15	7
Bobby Shuttleworth	6	3
Preston Burpo	11	2
Doug Warren	5	2

LOSSES

PLAYER	GP	LOST
Matt Reis	188	62
Jeff Causey	64	32
Walter Zenga	47	20
Juergen Sommer	33	19
Adin Brown	48	15
Ian Feuer	26	15
Aidan Heaney	19	9
Jim St. Andre	15	8
Preston Burpo	11	6
Scott Coufal	4	4

SAVES

PLAYER	GP	SVS
Matt Reis	188	757
Jeff Causey	64	207
Adin Brown	48	206
Walter Zenga	47	168
Juergen Sommer	33	143
Ian Feuer	26	112
Aidan Heaney	19	93
Jim St. Andre	15	57
Preston Burpo	11	48
Brad Knighton	6	36

SHUTOUTS

PLAYER	GP	SHO
Matt Reis	188	50
Adin Brown	48	10
Walter Zenga	47	8
Jeff Causey	64	5
Ian Feuer	26	5
Juergen Sommer	33	5
Aidan Heaney	19	4
Jim St. Andre	15	2

Three players tied with 1

WINNING PCT.

GK	GP	W	L	T	PCT
Adin Brown	48	21	15	11	.564
Matt Reis	188	75	62	51	.535
Walter Zenga	47	20	20	0	.500
Jeff Causey	64	21	32	8	.410

Minimum: 20 wins

SAVES PERCENTAGE

PLAYER	GP	SVS	SOG	PCT
Matt Reis	188	757	1039	72.9
Adin Brown	48	206	289	71.3
Walter Zenga	47	168	253	66.4
Jeff Causey	64	207	327	63.3

Minimum: 150 saves



CLUB ANNUAL LEADERS

GAMES PLAYED

1996	Geoff Aunger	29
	Welton	29
1997	Mike Burns	32
1998	Raul Diaz Arce	32
1999	Ted Chronopoulos	31
2000	Wolde Harris	31
2001	Mauricio Wright	24
2002	Taylor Twellman	28
	Leo Cullen	28
2003	Jay Heaps	28
	Shalrie Joseph	28
	Brian Kamler	28
	Pat Noonan	28
2004	Steve Ralston	30
2005	Michael Parkhurst	32
2006	Andy Dorman	32
	Matt Reis	32
	Taylor Twellman	32
2007	Andy Dorman	30
	Matt Reis	30
2008	Jay Heaps	30
2009	Darius Barnes	30
2010	Sainey Nyassi	28
	Pat Phelan	28

GAMES STARTED

1996	Geoff Aunger	26
1997	Mike Burns	32
1998	Raul Diaz Arce	32
1999	Ted Chronopoulos	31
2000	Wolde Harris	31
2001	Mauricio Wright	24
2002	Steve Ralston	27
	Leo Cullen	27
2003	Jay Heaps	28
	Brian Kamler	28
2004	Steve Ralston	30
2005	Michael Parkhurst	32
2006	Andy Dorman	32
	Matt Reis	32
	Taylor Twellman	32
2007	Matt Reis	30
2008	Jay Heaps	30
2009	Darius Barnes	30
2010	Sainey Nyassi	27

MINUTES PLAYED

1996	Alexi Lalas	2218
1997	Mike Burns	2880
1998	Raul Diaz Arce	2878
1999	Ted Chronopoulos	2710
2000	Wolde Harris	2640
2001	Mauricio Wright	2156
2002	Steve Ralston	2460
2003	Jay Heaps	2579
2004	Steve Ralston	2700
2005	Michael Parkhurst	2880
2006	Matt Reis	2880
2007	Matt Reis	2700
2008	Jay Heaps	2700
2009	Darius Barnes	2700
2010	Sainey Nyassi	2297

GOALS

1996	Joe-Max Moore	11
1997	Imad Baba	7
	Alberto Naveda	7
1998	Raul Diaz Arce	18
1999	Joe-Max Moore	15
2000	Wolde Harris	15
2001	Cate	8
2002	Taylor Twellman	23
2003	Taylor Twellman	15
2004	Pat Noonan	11
2005	Taylor Twellman	17
2006	Taylor Twellman	11
2007	Taylor Twellman	16
2008	Steve Ralston	8
	Taylor Twellman	8
2009	Kheli Dube	8
	Shalrie Joseph	8
2010	Marko Perovic	6

ASSISTS

1996	Alberto Naveda	7
1997	Alberto Naveda	6
1998	Joe-Max Moore	15
1999	Joe-Max Moore	8
	John Harkes	8
2000	Imad Baba	8
	Mauricio Ramos	8
2001	Cate	8
2002	Steve Ralston	19
2003	Jose Cancela	7
	Joe-Max Moore	7
	Pat Noonan	7
	Steve Ralston	7
2004	Jose Cancela	10
2005	Clint Dempsey	9
2006	Andy Dorman	10
2007	Steve Ralston	14
2008	Steve Ralston	7
2009	Shalrie Joseph	8
2010	Kheli Dube	5
	Shalrie Joseph	5

SHOTS

1996	Alberto Naveda	65
1997	Alberto Naveda	69
1998	Raul Diaz Arce	90
1999	Joe-Max Moore	83
2000	Wolde Harris	101
2001	Cate	47
2002	Taylor Twellman	92
2003	Taylor Twellman	90
2004	Pat Noonan	75
2005	Taylor Twellman	82
2006	Taylor Twellman	86
2007	Taylor Twellman	90
2008	Taylor Twellman	42
2009	Kheli Dube	49
2010	Marko Perovic	56

SHOTS ON GOAL

1996	Alberto Naveda	35
1997	Alberto Naveda	38
1998	Raul Diaz Arce	51
1999	Joe-Max Moore	47
2000	Wolde Harris	46
2001	Cate	23
2002	Taylor Twellman	58
2003	Taylor Twellman	47
2004	Taylor Twellman	39
2005	Taylor Twellman	51
2006	Taylor Twellman	42
2007	Taylor Twellman	55
2008	Adam Cristman	24
2009	Kheli Dube	24
2010	Marko Perovic	21

FOULS COMMITTED

1996	Geoff Aunger	66
1997	Alberto Naveda	66
1998	Raul Diaz Arce	57
1999	Joe-Max Moore	49
2000	Rusty Pierce	66
2001	Leonel Alvarez	50
2002	Taylor Twellman	55
2003	Shalrie Joseph	62
2004	Clint Dempsey	50
2005	Shalrie Joseph	65
2006	Jeff Larentowicz	47
2007	Jeff Larentowicz	61
2008	Shalrie Joseph	47
2009	Jeff Larentowicz	45
2010	Pat Phelan	34

FOULS SUFFERED

1996	Welton	62
1997	Alberto Naveda	75
1998	Joe-Max Moore	50
1999	Joe-Max Moore	66
2000	Wolde Harris	65
2001	Andy Williams	63
2002	Taylor Twellman	57
2003	Jose Cancela	64
2004	Jose Cancela	73
2005	Clint Dempsey	71
2006	Jose Cancela	67
2007	Shalrie Joseph	52
2008	Jeff Larentowicz	39
	Sainey Nyassi	39
2009	Shalrie Joseph	39
2010	Sainey Nyassi	45

OFFSIDES

1996	Welton	25
1997	Chiquinho Conde	20
1998	Raul Diaz Arce	44
1999	Joe-Max Moore	23
2000	Wolde Harris	26
2001	Wolde Harris	21
2002	Mamadou Diallo	20
2003	Taylor Twellman	20
2004	Taylor Twellman	35
2005	Taylor Twellman	33
2006	Taylor Twellman	32
2007	Pat Noonan	32
2008	Kenny Mansally	9
2009	Shalrie Joseph	16
2010	Marko Perovic	16



CORNER KICKS

1996	Alberto Naveda	56
1997	Imad Baba	57
1998	Joe-Max Moore	78
1999	Joe-Max Moore	69
2000	Mauricio Ramos	57
2001	Cate	70
2002	Steve Ralston	69
2003	Jose Cancela	54
2004	Jose Cancela	118
2005	Jose Cancela	87
2006	Jose Cancela	71
2007	Steve Ralston	130
2008	Steve Ralston	75
2009	Kenny Mansally	57
2010	Marko Perovic	97

CAUTIONS

1996	Geoff Auger	10
1997	Alexi Lalas	8
1998	Edwin Gortler	5
	Ivan McKinley	5
1999	Ivan McKinley	9
2000	Mauricio Wright	8
2001	Joe Franchino	10
2002	Joe Franchino	9
2003	Joe Franchino	7
2004	Avery John	7
2005	Shalrie Joseph	8
2006	Joe Franchino	9
2007	Wells Thompson	6
2008	Sainey Nyassi	7
2009	Wells Thompson	9
2010	Marko Perovic	7

EJECTIONS

1996	Five Players	1
1997	Ted Chronopoulos	2
1998	Ivan McKinley	2
1999	Five Players	1
2000	Leonel Alvarez	1
	Ivan McKinley	1
2001	Three Players	1
2002	Three Players	1
2003	Five Players	1
2004	Three Players	1
2005	Daniel Hernandez	1
	Matt Reis	1
2006	Avery John	1
2007	Shalrie Joseph	1
2008	Five Players	1
2009	Four Players	1
2010	Four Players	1

GAME-WINNING GOALS

1996	Joe-Max Moore	4
1997	Chiquinho Conde	3
1998	Joe-Max Moore	4
1999	Joe-Max Moore	5
2000	Wolde Harris	5
2001	Ted Chronopoulos	2
	Matt Okoh	2
2002	Taylor Twellman	5
2003	Pat Noonan	3
	Taylor Twellman	3
2004	Taylor Twellman	3
2005	Taylor Twellman	6
2006	Taylor Twellman	4
2007	Taylor Twellman	5
2008	Steve Ralston	4
2009	Kheli Dube	4
2010	Marko Perovic	2
	Zack Schlawski	2

GAME-WINNING ASSISTS

1996	Alberto Naveda	2
1997	Alexi Lalas	2
1998	Mike Burns	4
1999	Ivan McKinley	3
2000	Mauricio Ramos	4
2001	Wolde Harris	2
	Cate	2
2002	Steve Ralston	5
2003	Jose Cancela	2
2004	Jose Cancela	3
2005	Jose Cancela	3
	Andy Dorman	3
2006	Steve Ralston	4
2007	Shalrie Joseph	4
2008	Steve Ralston	5
2009	Steve Ralston	3
2010	Chris Tierney	3

GAMES PLAYED IN GOAL

1996	Aidan Heaney	19
1997	Walter Zenga	22
1998	Ian Feuer	26
1999	Walter Zenga	25
2000	Jeff Causey	22
2001	Jeff Causey	11
2002	Adin Brown	16
2003	Adin Brown	21
2004	Matt Reis	24
2005	Matt Reis	31
2006	Matt Reis	32
2007	Matt Reis	30
2008	Matt Reis	28
2009	Matt Reis	24
2010	Matt Reis	14

GAMES STARTED IN GOAL

1996	Aidan Heaney	18
1997	Walter Zenga	22
1998	Ian Feuer	26
1999	Walter Zenga	25
2000	Jeff Causey	21
2001	Jeff Causey	10
	Juergen Sommer	10
2002	Adin Brown	16
2003	Adin Brown	25
2004	Matt Reis	23
2005	Matt Reis	31
2006	Matt Reis	32
2007	Matt Reis	30
2008	Matt Reis	28
2009	Matt Reis	24
2010	Matt Reis	14

MINUTES PLAYED IN GOAL

1996	Aidan Heaney	1534
1997	Walter Zenga	1980
1998	Ian Feuer	2336
1999	Walter Zenga	2125
2000	Jeff Causey	1975
2001	Jeff Causey	1000
2002	Adin Brown	1460
2003	Adin Brown	2347
2004	Matt Reis	2115
2005	Matt Reis	2784
2006	Matt Reis	2880
2007	Matt Reis	2700
2008	Matt Reis	2485
2009	Matt Reis	2160
2010	Matt Reis	1260

SAVES

1996	Aidan Heaney	93
1997	Walter Zenga	81
1998	Ian Feuer	112
1999	Walter Zenga	87
2000	Jeff Causey	67
2001	Jeff Causey	58
2002	Adin Brown	72
2003	Adin Brown	95
2004	Matt Reis	97
2005	Matt Reis	115
2006	Matt Reis	141
2007	Matt Reis	120
2008	Matt Reis	107
2009	Matt Reis	114
2010	Matt Reis	51

GOALS AGAINST AVERAGE

1996	Aidan Heaney	1.70
1997	Walter Zenga	1.27
1998	Jeff Causey	1.82
1999	Jeff Causey	0.95
2000	Juergen Sommer	1.38
2001	Juergen Sommer	1.68
2002	Adin Brown	1.23
2003	Adin Brown	1.42
2004	Matt Reis	1.36
2005	Matt Reis	1.13
2006	Matt Reis	1.09
2007	Matt Reis	1.43
2008	Matt Reis	1.38
2009	Matt Reis	0.96
2010	Matt Reis	1.53

WINS

1996	Aidan Heaney	8
1997	Walter Zenga	15
1998	Ian Feuer	8
1999	Jeff Causey	7
2000	Jeff Causey	8
2001	Jeff Causey	3
	Juergen Sommer	3
2002	Adin Brown	9
2003	Adin Brown	11
2004	Matt Reis	7
2005	Matt Reis	16
2006	Matt Reis	12
2007	Matt Reis	14
2008	Matt Reis	11
2009	Matt Reis	10
2010	Matt Reis	4

SHUTOUTS

1996	Aidan Heaney	4
1997	Walter Zenga	6
1998	Ian Feuer	5
1999	Walter Zenga	2
2000	Jeff Causey	3
2001	Jeff Causey	1
	Jose Fernandez	1
	Juergen Sommer	1
2002	Adin Brown	5
2003	Adin Brown	4
2004	Matt Reis	3
2005	Matt Reis	10
2006	Matt Reis	10
2007	Matt Reis	10
2008	Matt Reis	6
2009	Matt Reis	8
2010	Matt Reis	3



INDIVIDUAL HIGHS

GAMES PLAYED

Career	243	Jay Heaps
Season	32	6 times

MINUTES

Career	21619	Jay Heaps
Season	2880	Mike Burns (1997)
	2880	Michael Parkhurst (2005)
	2880	Matt Reis (2006)

GOALS

Career	101	Taylor Twellman
Season	23	Taylor Twellman (2002)
Game	3	9 times
Half	3	Alberto Naveda (05/30/1997 vs. MET, 2d)
	3	Taylor Twellman (09/07/2002 vs. DC, 2d)
	3	Zack Schlowski (04/10/2010 vs. TFC, 2d)

ASSISTS

Career	73	Steve Ralston
Season	19	Steve Ralston (2002)
Game	2	47 times
Half	2	32 times

SHOTS

Career	557	Taylor Twellman
Season	101	Wolde Harris (2000)
Game	9	5 times
Half	8	Mamadou Diallo (05/19/2002 vs. CHI, 1st)
	8	Taylor Twellman (04/02/2005 at SJ, 2d)

SHOTS ON GOAL

Career	318	Taylor Twellman
Season	58	Taylor Twellman (2002)
Game	7	Joe-Max Moore (06/19/1999 at TB)
Half	6	Taylor Twellman (09/07/2002 vs. DC, 2d)

FOULS COMMITTED

Career	373	Shalrie Joseph
Season	66	Geoff Auger (1996)
	66	Alberto Naveda (1997)
	66	Rusty Pierce (2000)
Game	8	Matt Okoh (04/28/2001 at MIA)
Half	7	Tom Lips (07/20/1996 vs. DC, 1st)
	7	Alexi Lalas (07/27/1996 at KC, 2d)
	7	Alberto Naveda (04/26/1997 vs. COL, 2d)

FOULS SUFFERED

Career	359	Taylor Twellman
Season	87	Taylor Twellman (2002)
Game	10	Clint Dempsey (04/02/2005 at SJ)
	10	Kenny Mansally (10/21/2010 at NY)
Half	8	Clint Dempsey (04/02/2005 at SJ, 1st)

OFFSIDES

Career	165	Taylor Twellman
Season	44	Raul Diaz Arce (1998)
Game	7	Raul Diaz Arce (05/13/1998 at DC)

CORNER KICKS

Career	456	Steve Ralston
Season	130	Steve Ralston (2007)
Game	14	Imad Baba (09/09/2000 vs. MET)
Half	9	Imad Baba (09/09/2000 vs. MET, 1st)

CAUTIONS

Career	50	Jay Heaps
Season	10	Geoff Auger (1996)
	10	Joe Franchino (2001)
Game	1	844 times
Half	1	836 times

EJECTIONS

Career	4	Shalrie Joseph
	4	Ivan McKinley
Season	2	Ted Chronopoulos (1997)
	2	Ivan McKinley (1998)
Game	1	53 times
Half	1	52 times

GOALKEEPER GAMES PLAYED

Career	188	Matt Reis
Season	32	Matt Reis

GOALKEEPER MINUTES PLAYED

Career	16842	Matt Reis
Season	2880	Matt Reis (2006)

WINS

Career	75	Matt Reis
Season	16	Matt Reis (2005)

LOSSES

Career	62	Matt Reis
Season	15	Ian Feuer (1998)

TIES

Career	51	Matt Reis
Season	12	Matt Reis (2006)

SHUTOUTS

Career	50	Matt Reis
Season	10	Matt Reis (2005)
	10	Matt Reis (2006)
	10	Matt Reis (2007)

GOALS ALLOWED

Career	241	Matt Reis
Season	55	Ian Feuer (1998)
Game	6	Jim St. Andre (08/11/1996 at SJ)
	6	Ian Feuer (08/08/1998 at CLB)
	6	Brad Knighton (04/25/2009 at RSL)
Half	6	Brad Knighton (04/25/2009 at RSL, 2d)

SAVES

Career	757	Matt Reis
Season	141	Matt Reis (2006)
Game	14	Aidan Heaney (09/07/1996 at DAL)
Half	9	Jeff Causey (08/27/1997 at DC, 2d)



TEAM HIGHS

WINS		
Season	17	in 2005
LOSSES		
Season	21	in 1998
TIES		
Season	12	in 2006
GAMES PLAYED		
Season	32	7 times
MINUTES		
Season	2950	in 2000
GOALS		
Season	55	in 2003
	55	in 2005
Game	6	09/18/2004 vs. COL
2 Teams	9	09/17/2005 at MET
Half	4	4 times
ASSISTS		
Season	66	in 1998
Game	7	05/10/1998 vs. TB
2 Teams	12	05/10/1998 vs. TB
Half	6	05/10/1998 vs. TB (2d)
SHOTS		
Season	468	in 1998
Game	26	06/03/2000 vs. MIA
	26	08/05/2000 vs. CLB
	26	07/20/2002 at MET
2-Tms	46	09/07/2001 at MET
Half	17	06/29/2002 vs. MET (2d)

SHOTS ON GOAL		
Season	209	in 2000
Game	15	08/19/2000 vs. TB
2-Tms	24	05/21/2005 at MET
	24	07/16/2005 vs. DAL
Half	10	08/19/2000 vs. TB (2d)
FOULS COMMITTED		
Season	569	in 2000
Game	30	06/21/2003 at DC
2-Tms	56	06/08/1997 vs. LA
Half	20	07/27/1996 at KC (2d)
FOULS SUFFERED		
Season:	526	in 2000
Game	31	06/08/1997 vs. LA
	31	04/15/2000 vs. DC
	31	06/17/2000 at MET
2-Tms	56	06/08/1997 vs. LA
Half	23	04/02/2005 at SJ (1st)
OFFSIDES		
Season	117	in 1996
Game	10	04/12/1997 at MET
2-Tms	16	08/26/2001 at TB
Half	7	04/12/1997 at MET (1st)
	7	07/29/2006 at KC (1st)
CORNER KICKS		
Season	187	in 1998
Game	15	09/09/2000 vs. MET
	15	10/01/2005 vs. SJ
2-Tms	23	06/13/1999 vs. MIA
	23	07/25/1999 vs. DC
Half	11	09/04/1999 vs. TB (2d)

CAUTIONS		
Season	68	in 2000
Game	6	07/20/1996 vs. DC
2-Tms	11	09/01/2001 at CLB
Half	5	05/11/1996 at CLB (2d)
EJECTIONS		
Season	6	in 1998
Game	2	08/08/2001 vs. SJ
	2	10/25/2008 vs. KC
	2	05/01/2010 vs. FCD
2-Tms	3	08/08/2001 vs. SJ
	3	09/18/2003 vs. COL
Half	2	10/25/2008 vs. KC (1st)
	2	05/01/2010 vs. FCD (2d)
SHUTOUTS		
Season	10	in 2005
	10	in 2006
	10	in 2007
GOALS ALLOWED		
Season	66	in 1998
Game	6	08/11/1996 at SJ
	6	08/08/1998 at CLB
	6	04/25/2009 at RSL
2-Tms	9	09/17/2005 at MET
Half	6	04/25/2009 at RSL (2d)
SAVES		
Season	150	in 1996
	150	in 2009
Game	14	09/07/1996 at DAL
2-Tms	19	07/16/2005 vs. DAL
Half	9	08/27/1997 at DC (2d)

TEAM LOWS

WINS		
Season	7	in 2001
LOSSES		
Season	7	in 2005
TIES		
Season	0	4 times
GAMES PLAYED		
Season	27	in 2001
MINUTES		
Season	2497	in 2001
GOALS		
Season	32	in 2010
Game	0	87 times
2-Tms	0	20 times
ASSISTS		
Season	29	in 2008
Game	0	147 times
SHOTS		
Season	290	in 2009
Game	2	09/13/2009 at CHV
	2	06/05/2010 at SEA
2-Tms	11	08/03/1996 vs. MET

SHOTS ON GOAL		
Season	133	in 2009
Game	0	07/22/2006 at HOU
	0	09/13/2009 at CHV
2-Tms	2	08/20/2009 at SEA
FOULS COMMITTED		
Season	326	in 2009
Game	4	08/23/2008 at TOR
	4	05/08/2010 at CLB
2-Tms	7	08/23/2008 at TOR
FOULS SUFFERED		
Season	336	in 2010
Game	3	08/23/2008 at TOR
	2	08/18/2010 at CHI
2-Tms	7	08/23/2008 at TOR
OFFSIDES		
Season	49	in 2008
Game	0	45 times
2-Tms	0	07/26/1998 vs. MIA
CORNER KICKS		
Season	118	in 2009
Game	0	9 times
2-Tms	2	07/20/1996 vs. DC
	2	06/07/1998 at LA
	2	08/08/2009 vs. LA

CAUTIONS		
Season	44	in 2008
Game	0	67 times
2-Tms	0	16 times
EJECTIONS		
Season	1	in 2006
	1	in 2007
SHUTOUTS		
Season	3	in 2001
GOALS ALLOWED		
Season	35	in 2006
Game	0	92 times
2-Tms	0	20 times
SAVES		
Season	107	in 2000
	107	in 2003
Game	0	15 times
2-Tms	1	08/20/2009 at SEA



ALL-TIME PLAYOFF STATISTICS

#	POS	PLAYER	GP	GS	MIN	G	A	SHT	SOG	FC	FS	OFF	CK	C	E
20	FWD	Taylor Twellman	21	21	2028	10	1	61	30	28	70	20	0	1	0
11	FWD	Pat Noonan	17	16	1538	5	1	40	17	24	23	17	0	0	0
14	MID	Steve Ralston	24	24	2265	2	4	17	9	24	23	5	56	1	0
13	FWD	Wolde Harris	10	10	799	2	3	18	10	18	24	8	0	0	0
5	MID	Brian Kamler	10	9	790	2	2	7	5	7	10	0	10	0	0
7	MID	Jose Cancela	10	6	643	1	4	15	7	2	33	3	23	0	0
21	MID	Shalrie Joseph	21	21	1991	1	3	15	7	50	41	2	0	8	0
2	FWD	Clint Dempsey	9	8	830	1	2	16	7	28	20	3	0	0	0
6	DEF	Jay Heaps	28	28	2633	1	2	16	7	55	45	1	0	7	1
3	MID	Daniel Hernandez	14	13	1212	1	2	16	3	35	29	0	0	6	0
33	FWD	Dario Fabbro	3	3	242	1	1	2	1	11	3	3	0	0	0
18	MID	Khano Smith	10	4	609	1	1	6	4	10	9	1	0	2	0
4	DEF	Mike Burns	2	2	180	1	0	1	1	1	2	0	0	1	0
4	DEF	Avery John	11	11	1080	1	0	3	2	24	13	0	0	4	0
9	FWD	Joe-Max Moore	2	2	180	1	0	2	2	3	6	4	3	0	0
5	DEF	Emmanuel Osei	2	2	176	1	0	2	1	1	0	0	0	0	0
29	DEF	Mauricio Wright	3	3	270	1	0	4	4	3	3	0	0	2	0
21	FWD	Eric Wynalda	3	2	180	1	0	4	2	5	3	1	1	0	0
2	DEF	Leo Cullen	9	7	704	0	2	5	3	9	2	0	0	0	0
25	MID	Andy Dorman	9	4	483	0	2	11	6	5	2	1	7	1	0
8	DEF	Joe Franchino	18	18	1624	0	2	13	1	18	17	0	0	5	0
8	MID	Imad Baba	4	4	264	0	1	3	1	8	6	3	5	1	0
13	MID	Jeff Larentowicz	12	10	846	0	1	12	4	20	11	0	0	3	0
22	MID	Marshall Leonard	8	8	643	0	1	3	1	17	10	2	0	1	0
29	M/F	Kenry Mansally	4	4	294	0	1	7	4	6	4	0	6	2	0
7	FWD	Jose Luis Morales	2	0	68	0	1	1	0	0	0	0	4	0	0
28	MID	Pat Phelan	3	0	93	0	1	3	2	0	1	0	0	0	0
7	MID	Wells Thompson	8	4	377	0	1	2	1	5	8	0	0	1	0
30	FWD	Jose Manuel Abundis	2	1	53	0	0	1	0	1	2	0	0	0	0
3	DEF	Chris Albright	2	2	173	0	0	1	0	5	3	0	0	2	1
30	DEF	Kevin Alston	2	2	180	0	0	1	0	3	0	0	0	1	0
14	MID	Leonel Alvarez	3	3	270	0	0	0	0	7	2	0	0	1	0
4	DEF	Gabriel Badilla	1	0	17	0	0	1	0	0	0	0	0	0	0
27	FWD	Chris Bagley	1	0	3	0	0	0	0	1	0	0	0	0	0
25	DEF	Darrius Barnes	2	2	180	0	0	0	0	0	0	0	0	0	0
17	FWD	Jamar Beasley	2	0	69	0	0	0	0	2	2	4	0	0	0
24	GK	Adin Brown	10	10	954	0	0	0	0	0	3	0	0	0	0
16	MID	Mauricio Castro	4	2	224	0	0	4	2	2	1	0	11	1	0
26	GK	Jeff Causey	3	3	270	0	0	0	0	0	1	0	0	0	0
5	DEF	Ted Chronopoulos	5	5	450	0	0	2	0	4	5	0	0	1	0
17	MID	Braeden Cloutier	5	1	183	0	0	3	2	2	1	1	0	0	0
7	FWD	Adam Cristman	3	0	22	0	0	3	1	1	0	0	0	0	0
11	FWD	Kheli Dube	4	4	351	0	0	3	1	8	4	3	0	0	0
2	DEF	Brian Dunseth	1	1	90	0	0	0	0	0	0	0	0	0	0
12	DEF	Adam Eyre	3	3	270	0	0	0	0	5	4	0	0	2	0
25	MID	Alejandro Farias	2	2	161	0	0	0	0	2	2	0	0	1	0
4	FWD	Ian Fuller	3	0	36	0	0	0	0	3	1	0	0	0	0
33	FWD	Giuseppe Galderisi	2	2	171	0	0	3	3	7	6	4	0	1	0
25	MID	Winston Griffiths	5	0	93	0	0	2	1	5	4	1	2	0	0
7	MID	John Harkes	3	3	270	0	0	3	1	2	5	0	1	1	0



#	POS	PLAYER	GP	GS	MIN	G	A	SHT	SOG	FC	FS	OFF	CK	C	E
2	DEF	Amaechi Igwe	1	1	73	0	0	0	0	1	0	0	0	1	0
10	FWD	Edgaras Jankauskas	2	2	142	0	0	3	1	3	6	1	0	1	0
12	DEF	Daouda Kante	6	6	565	0	0	0	0	13	3	0	0	3	1
18	FWD	Paul Keegan	3	0	78	0	0	2	1	1	3	0	0	0	0
19	MID	Steve Klein	1	0	19	0	0	0	0	0	0	0	0	0	0
22	DEF	Alexi Lalas	2	2	180	0	0	2	1	8	7	0	0	0	0
30	FWD	Ryan Latham	1	0	15	0	0	0	0	0	0	0	0	0	0
18	DEF	Carlos Llamasa	8	8	740	0	0	2	0	11	7	0	0	4	1
14	MID	Ivan McKinley	2	2	180	0	0	5	1	2	2	0	0	1	0
16	MID	Jason Moore	3	1	140	0	0	1	1	6	6	2	0	1	0
10	FWD	Alberto Naveda	2	2	180	0	0	1	1	5	2	1	9	0	0
31	MID	Sainey Nyassi	4	4	359	0	0	9	3	4	3	0	1	0	0
20	DEF	Francis Okaroh	1	1	70	0	0	0	0	1	1	0	0	0	1
15	DEF	Michael Parkhurst	14	14	1350	0	0	0	0	4	7	0	0	1	0
16	MID	Carlos Parra	1	0	1	0	0	0	0	0	0	0	0	0	0
19	DEF	Rusty Pierce	12	11	935	0	0	0	0	11	7	0	0	3	0
10	MID	Alex Pineda Chacon	3	1	144	0	0	1	1	3	0	0	0	0	0
1	GK	Matt Reis	19	19	1830	0	0	0	0	2	8	0	0	0	0
16	DEF	James Riley	7	3	325	0	0	1	0	5	2	0	0	1	0
6	DEF	Leonardo Squadrone	1	1	71	0	0	1	1	0	0	0	0	1	0
77	FWD	William Sunsing	3	3	266	0	0	5	4	3	3	1	1	0	0
8	DEF	Chris Tierney	1	1	90	0	0	0	0	0	0	0	0	0	0
20	FWD	Johnny Torres	1	0	4	0	0	0	0	2	0	0	0	1	0
11	MID	Evans Wise	1	0	9	0	0	0	0	0	0	0	0	0	0
1	GK	Waller Zengua	2	2	180	0	0	0	0	0	0	0	0	0	0
TEAM TOTALS			34	34	3244	34	39	365	168	562	540	92	140	75	5
OPPONENT TOTALS			34	34	3244	39	51	498	220	560	546	115	226	67	2

#	POS	GOALKEEPER	GP	GS	MIN	SHTS	SV	GA	GAA	PG	PA	W	L	T	SO	OT
24	GK	Adin Brown	10	10	954	72	59	7	0.66	2	2	4	3	3	5	0-2-2
1	GK	Matt Reis	19	19	1830	119	94	18	0.89	0	2	8	6	5	7	1-3-0
1	GK	Waller Zengua	2	2	180	14	7	5	2.50	0	0	0	2	0	0	0-0-0
26	GK	Jeff Causey	3	3	270	15	6	9	3.00	0	1	1	2	0	0	0-0-0
TEAM TOTALS			34	34	3244	220	166	39	1.08	2	5	13	13	8	12	1-5-2
OPPONENT TOTALS			34	34	3244	168	127	34	0.94	2	2	13	13	8	11	5-1-2



PLAYOFF INDIVIDUAL HIGHS

GAMES PLAYED

Career	28	Jay Heaps
Season	7	6 times

MINUTES

Career	2633	Jay Heaps
Season	673	Adin Brown (2002)
	673	Joe Franchino (2002)
	673	Steve Ralston (2002)

GOALS

Career	10	Taylor Twellman
Season	3	Taylor Twellman (2006)
	3	Taylor Twellman (2007)
Game	1	34 times
Half	1	33 times

ASSISTS

Career	4	Jose Cancela
	4	Steve Ralston
Season	3	Jose Cancela (2003)
Game	2	Jose Cancela (11/01/2003 at MET)
Half	1	38 times

SHOTS

Career	61	Taylor Twellman
Season	20	Taylor Twellman (2007)
Game	7	Taylor Twellman (11/08/2007 vs. CHI)
Half	5	Taylor Twellman (11/08/2007 vs. CHI, 1st)

SHOTS ON GOAL

Career	30	Taylor Twellman
Season	10	Taylor Twellman (2006)
	10	Taylor Twellman (2007)
Game	4	Wolde Harris (09/19/2000 vs. CHI)
Half	3	Taylor Twellman (10/27/2007 at NY, 2d)

FOULS COMMITTED

Career	55	Jay Heaps
Season	19	Daniel Hernandez (2002)
Game	7	Jay Heaps (11/14/2003 at CHI)
	7	Clint Dempsey (10/22/2006 at CHI)
Half	5	Gluseppe Galdenisi (10/08/1997 vs. DC, 2d)

FOULS SUFFERED

Career	70	Taylor Twellman
Season	24	Taylor Twellman (2002)
Game	9	Taylor Twellman (11/06/2005 vs. CHI)
Half	5	5 times

OFFSIDES

Career	20	Taylor Twellman
Season	8	Taylor Twellman (2005)
	8	Pat Noonan (2006)
Game	5	Pat Noonan (10/28/2006 vs. CHI)
Half	4	Jamar Beasley (09/22/2000 at CHI, 2d)

CORNER KICKS

Career	56	Steve Ralston
Season	16	Steve Ralston (2007)
Game	9	Steve Ralston (11/12/2006 vs. HOU)
Half	5	Steve Ralston (10/27/2007 at NY, 2d)

CAUTIONS

Career	8	Shalrie Joseph
Season	3	Joe Franchino (2002)
	3	Daniel Hernandez (2002)
	3	Daouda Karle (2002)
Game	2	Chris Albright (11/06/2008 at CHI)
Half	1	74 times

EJECTIONS

Career	1	5 times
Season	1	5 times
Game	1	5 times
Half	1	5 times

GAMES PLAYED IN GOAL

Career	19	Matt Reis
Season	7	Adin Brown (2002)

MINUTES PLAYED IN GOAL

Career	1830	Matt Reis
Season	673	Adin Brown (2002)

WINS

Career	8	Matt Reis
Season	3	Adin Brown (2002)

LOSSES

Career	6	Matt Reis
Season	2	4 times

TIES

Career	5	Matt Reis
Season	2	Adin Brown (2002)
	2	Matt Reis (2004)

SHUTOUTS

Career	7	Matt Reis
Season	4	Adin Brown (2002)

GOALS ALLOWED

Career	18	Matt Reis
Season	9	Jeff Causey (2000)
Game	6	Jeff Causey (09/22/2000 at CHI)
Half	4	Jeff Causey (09/22/2000 at CHI, 1st)

SAVES

Career	94	Matt Reis
Season	42	Adin Brown (2002)
Game	10	Adin Brown (10/12/2002 vs. CLB)
	10	Matt Reis (11/08/2007 vs. CHI)
	10	Matt Reis (11/07/2009 at CHI)
Half	7	Matt Reis (11/08/2007 vs. CHI, 2d)



PLAYOFF TEAM HIGHS

WINS		
Season	3	in 2002
LOSSES		
Season	2	4 times
TIES		
Season	2	in 2002
	2	in 2004
GAMES PLAYED		
Season	7	in 2002
MINUTES		
Season	673	in 2002
GOALS		
Season	8	in 2002
Game	3	11/06/2004 at DC
	3	10/29/2005 vs. MET
2-Tms	6	09/22/2000 at CHI
	6	11/06/2004 at DC
Half	3	10/29/2005 vs. MET (2d)
ASSISTS		
Season	8	in 2002
Game	4	11/01/2003 at MET
2-Tms	12	09/22/2000 at CHI
Half	3	10/29/2005 vs. MET (2d)
SHOTS		
Season	60	in 2002
Game	21	10/28/2006 vs. CHI
2-Tms	38	10/28/2006 vs. CHI
Half	12	10/29/2005 vs. MET (2d)

SHOTS ON GOAL		
Season	26	in 2006
Game	11	10/29/2005 vs. MET
2-Tms	19	10/12/2002 vs. CLB
Half	6	3 times

FOULS COMMITTED		
Season	118	in 2002
Game	28	11/01/2003 at MET
2-Tms	51	11/13/2005 vs. LA
Half	15	11/01/2003 at MET (2d)

FOULS SUFFERED		
Season	108	in 2002
Game	27	11/06/2005 vs. CHI
2-Tms	48	11/13/2005 vs. LA
Half	16	11/06/2005 vs. CHI (2d)

OFFSIDES		
Season	17	in 2006
Game	8	10/08/1997 vs. DC
	8	10/28/2006 vs. CHI
2-Tms	15	09/22/2000 at CHI
Half	5	10/08/1997 vs. DC (1st)
	5	10/02/2002 vs. CHI (2d)

CORNER KICKS		
Season	22	in 2006
Game	10	11/12/2006 vs. HOU
2-Tms	20	11/12/2006 vs. HOU
Half	5	3 times

CAUTIONS		
Season	14	in 2002
Game	5	09/29/2002 at CHI
	5	11/13/2005 vs. LA
2-Tms	10	11/13/2005 vs. LA
Half	4	09/19/2000 vs. CHI (1st)

EJECTIONS		
Season	3	in 2002
Game	1	5 times
2-Tms	1	7 times
Half	1	5 times

SHUTOUTS		
Season	4	in 2002

GOALS ALLOWED		
Season	9	in 2000
Game	6	09/22/2000 at CHI
2-Tms	6	09/22/2000 at CHI
	6	11/06/2004 at DC
Half	4	09/22/2000 at CHI (1st)

SAVES		
Season	42	in 2002
Game	10	10/12/2002 vs. CLB
	10	10/08/2007 vs. CHI
	10	11/07/2009 at CHI
2-Tms	15	10/12/2002 vs. CLB
	15	11/08/2007 vs. CHI
Half	7	11/08/2007 vs. CHI (2d)

PLAYOFF TEAM LOWS

WINS		
Season	0	in 1997
	0	in 2008
LOSSES		
Season	0	in 2004
TIES		
Season	0	4 times
GAMES PLAYED		
Season	2	3 times
MINUTES		
Season	180	in 2008
	180	in 2009
GOALS		
Season	0	in 2008
Game	0	11 times
2-Tms	0	3 times
ASSISTS		
Season	0	in 1997
	0	in 2008
Game	0	14 times
2-Tms	0	5 times

SHOTS		
Season	20	in 1997
Game	4	11/06/2005 vs. CHI
2-Tms	13	10/23/2004 vs. CLB
SHOTS ON GOAL		
Season	8	in 2008
Game	1	4 times
2-Tms	6	09/26/2002 vs. CHI

FOULS COMMITTED		
Season	25	in 2008
Game	7	09/22/2000 at CHI
2-Tms	18	11/01/2009 vs. CHI

FOULS SUFFERED		
Season	18	in 2008
Game	7	11/01/2009 vs. CHI
2-Tms	18	11/01/2009 vs. CHI

OFFSIDES		
Season	2	in 2008
Game	0	5 times
2-Tms	1	11/03/2007 vs. NY

CORNER KICKS		
Season	8	in 2003
	8	in 2009
Game	0	09/29/2002 at CHI
2-Tms	5	09/29/2002 at CHI

CAUTIONS		
Season	5	in 1997
Game	0	3 times

EJECTIONS		
Season	0	7 times

GOALS ALLOWED		
Season	2	in 2003
	2	in 2007
Game	0	12 times
2-Tms	0	3 times

SAVES		
Season	6	in 2000
Game	1	3 times
2-Tms	4	3 times



ALL-TIME PLAYER REGISTRY

All-time player registry includes all players who appeared in at least one game with the Revolution and does not include players on the 2011 training camp roster.

JOSE MANUEL ABUNDIS						Born: 06/11/1973		Birthplace: Guadalajara, Mexico					
SEASON	GP	GS	MIN	G	A	PTS	SHT	SOG	FC	FS	CK	C	E
2006	2	2	140	1	0	2	4	2	3	2	0	0	0
PLAYOFFS	GP	GS	MIN	G	A	PTS	SHT	SOG	FC	FS	CK	C	E
2006	2	1	53	0	0	0	1	0	1	2	0	0	0

ROLAND AGUILERA						Born: 12/07/1978		Birthplace: Santa Cruz, Bolivia					
SEASON	GP	GS	MIN	G	A	PTS	SHT	SOG	FC	FS	CK	C	E
2001	1	0	1	0	0	0	1	0	0	0	0	0	0

CHRIS ALBRIGHT							Born: 01/14/1979		Birthplace: Philadelphia, PA						
SEASON	GP	GS	MIN	G	A	PTS	SHT	SOG	FC	FS	CK	C	E		
2008	26	26	2340	0	0	0	10	2	17	19	1	3	0		
2009	1	1	90	0	0	0	2	1	0	1	0	0	0		
TOTALS	27	27	2430	0	0	0	12	3	17	20	1	3	0		
PLAYOFFS	GP	GS	MIN	G	A	PTS	SHT	SOG	FC	FS	CK	C	E		
2008	2	2	173	0	0	0	1	0	5	3	0	2	1		

YARI ALLNUTT							Born: 02/17/1970		Birthplace: Baltimore, MD				
SEASON	GP	GS	MIN	G	A	PTS	SHT	SOG	FC	FS	CK	C	E
2001	9	8	707	0	1	1	2	1	11	4	0	2	0

LEONEL ALVAREZ														Born: 07/29/1965				Birthplace: Remedios, Antioquia, Colombia			
SEASON	GP	GS	MIN	G	A	PTS	SHT	SOG	FC	FS	CK	C	E								
1999	8	8	658	0	1	1	5	1	9	13	0	1	0								
2000	28	28	2474	1	2	4	11	4	60	37	1	5	1								
2001	22	22	1849	1	1	3	10	6	50	20	0	5	0								
TOTALS	58	58	4981	2	4	8	26	11	119	70	1	11	1								
PLAYOFFS	GP	GS	MIN	G	A	PTS	SHT	SOG	FC	FS	CK	C	E								
2000	3	3	270	0	0	0	0	0	7	2	0	1	0								

SHAKER ASAD				Born: 08/18/1979			Birthplace: Gaza Strip, Palestine						
SEASON	GP	GS	MIN	G	A	PTS	SHT	SOG	FC	FS	CK	C	E
2000	8	2	246	0	1	1	3	0	14	4	1	2	0
2001	19	9	970	1	1	3	14	5	28	26	0	3	0
2002	6	1	140	0	0	0	3	2	2	2	2	1	0
TOTALS	33	12	1356	1	2	4	20	7	44	32	3	6	0

STEPHANE ASSENGUE						Born: 05/23/1990		Birthplace: Douala, Cameroon					
SEASON	GP	GS	MIN	G	A	PTS	SHT	SOG	FC	FS	CK	C	E
2009	2	0	37	0	0	0	2	0	1	0	0	0	0

GEOFF AUNGER						Born: 02/04/1968		Birthplace: Red Deer, Alberta, Canada					
SEASON	GP	GS	MIN	G	A	PTS	SHT	SOG	FC	FS	CK	C	E
1996	29	26	2397	3	3	9	27	8	66	34	0	10	0

IMAD BABA														Born: 03/15/1974				Birthplace: Humble, TX			
SEASON	GP	GS	MIN	G	A	PTS	SHT	SOG	FC	FS	CK	C	E								
1996	11	8	736	2	2	6	19	9	9	23	11	0	0								
1997	29	28	2391	7	5	19	50	25	34	49	85	1	0								
1998	30	29	2484	5	4	14	60	29	49	39	36	3	1								
1999	2	2	108	0	0	0	1	1	3	3	0	0	0								
2000	30	29	2508	9	8	26	70	37	38	40	26	3	0								
TOTALS	102	96	8227	23	19	65	200	101	133	154	158	7	1								
PLAYOFFS	GP	GS	MIN	G	A	PTS	SHT	SOG	FC	FS	CK	C	E								
1997	1	1	63	0	0	0	2	1	2	1	2	0	0								
2000	3	3	201	0	1	1	1	0	6	5	3	1	0								
TOTALS	4	4	264	0	1	1	3	1	8	6	5	1	0								

GABRIEL BADILLA					Born: 06/30/1984		Birthplace: San Jose, Costa Rica						
SEASON	GP	GS	MIN	G	A	PTS	SHT	SOG	FC	FS	CK	C	E
2008	6	5	423	0	0	0	2	1	7	6	0	1	1
PLAYOFFS	GP	GS	MIN	G	A	PTS	SHT	SOG	FC	FS	CK	C	E
2008	1	0	17	0	0	0	1	0	0	0	0	0	0

CHRIS BAGLEY					Born: 05/20/1980		Birthplace: Weymouth, MA						
SEASON	GP	GS	MIN	G	A	PTS	SHT	SOG	FC	FS	CK	C	E
2003	3	0	59	0	0	0	0	0	1	1	0	0	0
PLAYOFFS	GP	GS	MIN	G	A	PTS	SHT	SOG	FC	FS	CK	C	E
2003	1	0	3	0	0	0	0	0	1	0	0	0	0

JEFF BAICHER						Born: 11/16/1968		Birthplace: Santa Clara, CA					
SEASON	GP	GS	MIN	G	A	PTS	SHT	SOG	FC	FS	CK	C	E
1999	10	10	795	1	0	2	20	11	14	18	26	4	0



RICHIE BAKER						Born: 04/17/1980		Birthplace: Dublin, Ireland					
SEASON	GP	GS	MIN	G	A	PTS	SHT	SOG	FC	FS	CK	C	E
2004	20	11	1052	0	6	6	14	7	17	12	12	2	0
JAMAR BEASLEY						Born: 10/11/1979		Birthplace: Fort Wayne, IN					
SEASON	GP	GS	MIN	G	A	PTS	SHT	SOG	FC	FS	CK	C	E
1998	3	0	49	0	1	1	0	0	1	1	0	0	0
1999	18	3	502	0	1	1	16	8	8	13	1	1	0
2000	19	6	848	3	3	9	32	16	19	32	0	1	0
2001	1	0	19	0	0	0	0	0	2	2	0	0	0
TOTALS	41	9	1418	3	5	11	48	24	30	48	1	2	0
PLAYOFFS	GP	GS	MIN	G	A	PTS	SHT	SOG	FC	FS	CK	C	E
2000	2	0	69	0	0	0	0	0	2	2	0	0	0
FELIX BRILLANT						Born: 09/09/1980		Birthplace: Montreal, Quebec, Canada					
SEASON	GP	GS	MIN	G	A	PTS	SHT	SOG	FC	FS	CK	C	E
2004	19	6	856	1	2	4	8	4	22	16	0	0	0
ADIN BROWN						Born: 05/27/1978		Birthplace: Pleasant Hills, CA					
SEASON	GP	GS	MIN	SOG	SV	SHO	GA	GAA	PKG	PKA	W	L	T
2002	16	16	1460	102	72	5	20	1.23	2	3	9	6	1
2003	25	25	2347	136	95	4	37	1.42	2	3	11	6	8
2004	7	7	585	51	39	1	11	1.69	0	0	1	3	2
TOTALS	83	83	7556	570	396	15	145	1.73	10	14	28	38	15
PLAYOFFS	GP	GS	MIN	G	A	PTS	SHT	SOG	FC	FS	CK	C	E
2002	7	7	673	51	42	4	5	0.67	1	1	3	2	2
2003	3	3	281	21	17	1	2	0.64	1	1	1	1	1
TOTALS	10	10	954	72	59	5	7	0.66	2	2	4	3	3
CHRIS BROWN						Born: 03/10/1977		Birthplace: Portland, OR					
SEASON	GP	GS	MIN	G	A	PTS	SHT	SOG	FC	FS	CK	C	E
2003	3	1	138	3	0	6	6	5	1	0	0	0	0
KYLE BROWN						Born: 08/10/1983		Birthplace: Tulsa, OK					
SEASON	GP	GS	MIN	G	A	PTS	SHT	SOG	FC	FS	CK	C	E
2006	12	2	291	0	1	1	3	1	4	4	0	0	0
MIKE BURNS						Born: 09/14/1970		Birthplace: Marlboro, MA					
SEASON	GP	GS	MIN	G	A	PTS	SHT	SOG	FC	FS	CK	C	E
1996	17	14	1294	1	1	3	11	5	20	7	4	4	0
1997	32	32	2880	0	2	2	36	18	41	20	0	5	0
1998	23	23	2025	1	8	10	18	5	32	9	0	3	1
1999	28	28	2505	1	4	6	25	13	32	19	1	4	0
2000	8	2	351	0	0	0	4	1	8	3	0	0	0
TOTALS	108	99	9055	3	15	21	94	42	133	58	5	16	1
PLAYOFFS	GP	GS	MIN	G	A	PTS	SHT	SOG	FC	FS	CK	C	E
1997	2	2	180	1	0	2	1	1	1	2	0	1	0
PRESTON BURPO						Born: 09/26/1972		Birthplace: Bethesda, MD					
SEASON	GP	GS	MIN	SOG	SV	SHO	GA	GAA	PKG	PKA	W	L	T
2010	11	11	939	65	48	2	16	1.53	0	0	2	6	2
BRYAN BYRNE						Born: 08/26/1982		Birthplace: Kilkenny, Ireland					
SEASON	GP	GS	MIN	G	A	PTS	SHT	SOG	FC	FS	CK	C	E
2007	1	0	19	0	0	0	0	0	1	1	0	1	0
DAN CALICHMAN						Born: 02/21/1968		Birthplace: Flushing, NY					
SEASON	GP	GS	MIN	G	A	PTS	SHT	SOG	FC	FS	CK	C	E
1999	25	25	2009	0	0	0	2	2	44	40	0	3	0
2000	4	4	308	0	0	0	0	0	6	4	0	0	0
TOTALS	29	29	2317	0	0	0	2	2	50	44	0	3	0
JOSE CANCELA						Born: 06/25/1976		Birthplace: Santa Lucia, Uruguay					
SEASON	GP	GS	MIN	G	A	PTS	SHT	SOG	FC	FS	CK	C	E
2003	13	12	1142	1	7	9	36	13	13	64	54	0	0
2004	25	24	1957	3	10	16	41	20	10	73	118	0	0
2005	25	22	1643	2	5	9	23	11	7	59	87	0	0
2006	21	15	1387	0	5	5	28	15	16	67	71	0	0
TOTALS	84	73	6129	6	27	39	128	59	46	263	330	0	0
PLAYOFFS	GP	GS	MIN	G	A	PTS	SHT	SOG	FC	FS	CK	C	E
2003	3	3	281	0	3	3	4	2	1	14	8	0	0
2004	3	3	221	0	0	0	3	1	0	8	6	0	0
2005	3	0	106	1	1	3	5	3	1	8	5	0	0
2006	1	0	35	0	0	0	3	1	0	3	4	0	0
TOTALS	10	6	643	1	4	6	15	7	2	33	23	0	0
MAURICIO CASTRO						Born: 08/11/1981		Birthplace: Tegucigalpa, Honduras					
SEASON	GP	GS	MIN	G	A	PTS	SHT	SOG	FC	FS	CK	C	E
2008	24	22	1584	0	3	3	29	20	16	30	44	1	1
2009	6	3	223	0	1	1	5	2	5	3	5	0	0
TOTALS	30	25	1807	0	4	4	34	22	21	33	49	1	1
PLAYOFFS	GP	GS	MIN	G	A	PTS	SHT	SOG	FC	FS	CK	C	E
2008	2	2	176	0	0	0	4	2	2	0	9	1	0
2009	2	0	48	0	0	0	0	0	0	1	2	0	0
TOTALS	4	2	224	0	0	0	4	2	2	1	11	1	0



CASSIO						Born: 01/08/1980		Birthplace: Rio de Janeiro, Brazil					
SEASON	GP	GS	MIN	G	A	PTS	SHT	SOG	FC	FS	CK	C	E
2005	3	2	112	0	0	0	1	1	4	4	3	0	0

CATE							Born: 07/11/1973		Birthplace: Cruz Alta, Brazil						
SEASON	GP	GS	MIN	G	A	PTS	SHT	SOG	FC	FS	CK	C	E		
2001	22	20	1807	8	8	24	47	23	16	36	70	1	1		

JEFF CAUSEY					Born: 10/19/1971		Birthplace: Gainesville, VA							
SEASON	GP	GS	MIN	SOG	SV	SHO	GA	GAA	PKG	PKA	W	L	T	
1997	6	6	540	42	26	0	16	2.67	0	0	0	6	0	
1998	9	6	544	35	24	0	11	1.82	0	0	3	6	0	
1999	16	7	755	49	32	1	8	0.95	0	0	7	7	0	
2000	22	21	1975	110	67	3	34	1.55	1	5	8	8	5	
2001	11	10	1000	91	58	1	23	2.07	1	1	3	5	3	
TOTALS	89	73	6885	486	307	6	138	1.80	9	15	34	44	8	
PLAYOFFS	GP	GS	MIN	G	A	PTS	SHT	SOG	FC	FS	CK	C	E	
2000	3	3	270	15	6	0	9	3.00	0	1	1	2		

TED CHRONOPOULOS													
Born: 09/16/1972													
Birthplace: Loma Linda, CA													
SEASON	GP	GS	MIN	G	A	PTS	SHT	SOG	FC	FS	CK	C	E
1996	14	11	1000	1	0	2	8	4	10	12	0	1	0
1997	30	30	2624	2	5	15	30	13	50	42	11	6	2
1998	23	23	1960	2	3	7	16	8	32	24	3	4	0
1999	31	31	2710	1	5	7	25	14	33	42	30	4	0
2000	25	25	2205	5	2	12	20	9	31	36	0	4	0
2001	16	15	1314	5	1	11	15	7	21	15	0	1	0
2002	5	5	415	0	2	2	2	1	5	6	12	2	0
TOTALS	144	140	12228	16	14	46	116	56	182	177	56	22	2
PLAYOFFS	GP	GS	MIN	G	A	PTS	SHT	SOG	FC	FS	CK	C	E
1997	2	2	180	0	0	0	1	0	1	2	0	0	0
2000	3	3	270	0	0	0	1	0	3	3	0	1	0
TOTALS	5	5	450	0	0	0	2	0	4	5	0	1	0

BRAEDEN CLOUTIER					Born: 10/03/1974			Birthplace: Wichita, KS					
SEASON	GP	GS	MIN	G	A	PTS	SHT	SOG	FC	FS	CK	C	E
2001	13	12	1057	0	3	3	8	2	18	12	0	3	0
2002	11	7	608	0	1	1	6	1	16	6	1	1	0
TOTALS	24	19	1665	0	4	4	14	3	34	18	1	4	0
PLAYOFFS	GP	GS	MIN	G	A	PTS	SHT	SOG	FC	FS	CK	C	E
2002	5	1	183	0	0	0	3	2	2	1	0	0	0

NICO COLALUCA				Born: 05/23/1986			Birthplace: Providence, RI						
SEASON	GP	GS	MIN	G	A	PTS	SHT	SOG	FC	FS	CK	C	E
2009	6	1	159	0	0	0	3	1	4	5	0	0	0
2010	1	0	14	0	0	0	0	0	1	0	0	0	0
TOTALS	7	1	173	0	0	0	3	1	5	5	0	0	0

CHIQUELHO CONDE					Born: 11/22/1965		Birthplace: Beira, Mozambique						
SEASON	GP	GS	MIN	G	A	PTS	SHT	SOG	FC	FS	CK	C	E
1997	17	17	1500	6	4	16	34	16	21	30	13	3	0

SCOTT COUFAL						Born: 08/27/1974		Birthplace: Brookfield, WI					
SEASON	GP	GS	MIN	SOG	SV	SHO	GA	GAA	PKG	PKA	W	L	T
1997	4	4	360	29	17	1	9	2.25	0	0	0	4	0

ADAM CRISTMAN					Born: 01/08/1985			Birthplace: Washington, D.C.						
SEASON	GP	GS	MIN	G	A	PTS	SHT	SOG	FC	FS	CK	C	E	
2007	28	14	1421	4	4	12	40	16	41	51	0	1	0	
2008	18	16	1300	6	1	13	39	24	25	20	0	0	0	
TOTALS	46	30	2721	10	5	25	79	40	66	71	0	1	0	
PLAYOFFS	GP	GS	MIN	G	A	PTS	SHT	SOG	FC	FS	CK	C	E	
2007	3	0	22	0	0	0	3	1	1	0	0	0	0	

LEO CULLEN													
Born: 02/28/1976													
Birthplace: Minneapolis, MN													
SEASON	GP	GS	MIN	G	A	PTS	SHT	SOG	FC	FS	CK	C	E
2001	4	3	284	0	0	0	0	0	1	1	0	0	0
2002	28	27	2444	2	2	6	10	6	24	13	0	1	0
2003	26	18	1564	0	2	2	7	2	12	12	0	1	0
TOTALS	58	48	4292	2	4	8	17	8	37	26	0	2	0
PLAYOFFS	GP	GS	MIN	G	A	PTS	SHT	SOG	FC	FS	CK	C	E
2002	7	7	665	0	2	2	5	3	9	2	0	0	0
2003	2	0	39	0	0	0	0	0	0	0	0	0	0
TOTALS	9	7	704	0	2	2	5	3	9	2	0	0	0

CHAKA DALEY						Born: 09/04/1974		Birthplace: Toronto, Ontario, Canada					
SEASON	GP	GS	MIN	G	A	PTS	SHT	SOG	FC	FS	CK	C	E
1999	2	0	67	0	0	0	0	0	0	1	0	0	0

DAMIAN						Born: 03/11/1973		Birthplace: Veracruz, Mexico					
SEASON	GP	GS	MIN	G	A	PTS	SHT	SOG	FC	FS	CK	C	E
1998	2	1	61	0	0	0	3	3	1	1	0	0	0



JOHN DEBRITO						Born: 12/03/1968		Birthplace: Cape Verde Islands					
SEASON	GP	GS	MIN	G	A	PTS	SHT	SOG	FC	FS	CK	C	E
1996	21	18	1537	0	4	4	18	7	26	15	16	4	0
CLINT DEMPSEY						Born: 03/09/1983		Birthplace: Nacogdoches, TX					
SEASON	GP	GS	MIN	G	A	PTS	SHT	SOG	FC	FS	CK	C	E
2004	24	23	2024	7	1	15	47	25	50	68	0	6	0
2005	26	26	2319	10	1	29	60	27	46	71	0	7	0
2006	21	21	1865	8	4	20	67	31	41	62	0	5	0
TOTALS	71	70	6208	25	14	64	174	83	137	201	0	18	0
PLAYOFFS	GP	GS	MIN	G	A	PTS	SHT	SOG	FC	FS	CK	C	E
2004	3	3	300	0	1	1	5	2	7	4	0	0	0
2005	4	4	390	1	1	3	6	2	9	9	0	0	0
2006	2	1	140	0	0	0	5	3	12	7	0	0	0
TOTALS	9	8	830	1	2	4	16	7	28	20	0	0	0
MAMADOU DIALLO						Born: 08/21/1978		Birthplace: Dakar, Senegal					
SEASON	GP	GS	MIN	G	A	PTS	SHT	SOG	FC	FS	CK	C	E
2002	7	7	488	1	1	3	30	19	9	23	0	0	0
RAUL DIAZ ARCE						Born: 02/01/1970		Birthplace: San Miguel, El Salvador					
SEASON	GP	GS	MIN	G	A	PTS	SHT	SOG	FC	FS	CK	C	E
1998	32	32	2878	18	8	44	90	51	57	40	0	2	0
ANDY DORMAN						Born: 05/01/1982		Birthplace: Cheshire, England					
SEASON	GP	GS	MIN	G	A	PTS	SHT	SOG	FC	FS	CK	C	E
2004	20	2	365	2	1	5	6	5	11	3	4	0	0
2005	30	19	1960	2	5	9	21	9	22	23	47	4	0
2006	32	32	2834	6	10	22	60	33	41	28	40	5	0
2007	30	27	2269	7	2	16	48	27	28	18	28	5	0
TOTALS	112	80	7428	17	18	52	135	74	102	72	119	14	0
PLAYOFFS	GP	GS	MIN	G	A	PTS	SHT	SOG	FC	FS	CK	C	E
2004	3	0	79	0	1	1	2	2	0	0	1	0	0
2005	1	0	30	0	0	0	0	0	1	0	0	0	0
2006	4	4	362	0	1	1	7	2	4	2	5	1	0
2007	1	0	12	0	0	0	2	2	0	0	1	0	0
TOTALS	9	4	483	0	2	2	11	6	5	2	7	1	0
PAULO DOS SANTOS						Born: 11/13/1973		Birthplace: Cape Verde Islands					
SEASON	GP	GS	MIN	G	A	PTS	SHT	SOG	FC	FS	CK	C	E
1999	16	4	652	0	0	0	11	4	28	13	0	1	0
NICK DOWNING						Born: 01/25/1980		Birthplace: Redmond, WA					
SEASON	GP	GS	MIN	G	A	PTS	SHT	SOG	FC	FS	CK	C	E
2001	5	3	279	0	0	0	0	0	7	1	0	1	0
2002	12	5	667	0	0	0	1	1	5	4	1	0	0
TOTALS	17	8	946	0	0	0	1	1	12	5	1	1	0
BRIAN DUNSETH						Born: 03/02/1977		Birthplace: Upland, CA					
SEASON	GP	GS	MIN	G	A	PTS	SHT	SOG	FC	FS	CK	C	E
1997	5	1	185	0	0	0	0	0	2	0	0	0	0
1998	18	15	1416	0	0	0	0	0	21	6	0	3	0
1999	29	25	2370	0	1	1	7	3	32	15	0	5	0
2000	22	22	1970	1	0	2	7	3	24	15	0	3	0
2001	8	6	526	0	0	0	0	0	6	4	0	1	0
TOTALS	82	69	6467	1	1	3	14	6	85	40	0	12	0
PLAYOFFS	GP	GS	MIN	G	A	PTS	SHT	SOG	FC	FS	CK	C	E
1997	1	1	90	0	0	0	0	0	0	0	0	0	0
CONNALLY EDOZIEN						Born: 06/26/1977		Birthplace: Lagos, Nigeria					
SEASON	GP	GS	MIN	G	A	PTS	SHT	SOG	FC	FS	CK	C	E
2005	9	1	220	0	0	0	6	4	8	2	0	1	0
ADAM EYRE						Born: 01/07/1978		Birthplace: Agoura Hills, CA					
SEASON	GP	GS	MIN	G	A	PTS	SHT	SOG	FC	FS	CK	C	E
2000	10	8	742	0	0	0	2	2	11	3	0	1	0
PLAYOFFS	GP	GS	MIN	G	A	PTS	SHT	SOG	FC	FS	CK	C	E
2000	3	3	270	0	0	0	0	0	5	4	0	2	0
DARIO FABBRO						Born: 11/03/1976		Birthplace: Buenos Aires, Argentina					
SEASON	GP	GS	MIN	G	A	PTS	SHT	SOG	FC	FS	CK	C	E
2003	8	7	511	2	0	4	7	4	8	7	0	0	0
PLAYOFFS	GP	GS	MIN	G	A	PTS	SHT	SOG	FC	FS	CK	C	E
2003	3	3	242	1	1	3	2	1	11	3	0	0	0
ALEJANDRO FARIAS						Born: 01/28/1970		Birthplace: Buenos Aires, Argentina					
SEASON	GP	GS	MIN	G	A	PTS	SHT	SOG	FC	FS	CK	C	E
1997	25	24	2070	1	3	5	11	5	38	36	0	2	1
PLAYOFFS	GP	GS	MIN	G	A	PTS	SHT	SOG	FC	FS	CK	C	E
1997	2	2	161	0	0	0	0	0	2	2	0	1	0
ARGENIS FERNANDEZ						Born: 04/03/1987		Birthplace: Ciudad Neily, Costa Rica					
SEASON	GP	GS	MIN	G	A	PTS	SHT	SOG	FC	FS	CK	C	E
2008	2	0	61	0	0	0	1	1	0	3	1	0	0



JOSE FERNANDEZ												
Born: 01/24/1970					Birthplace: Santa Cruz, Bolivia							
SEASON	GP	GS	MIN	SOG	SV	SHO	GA	GAA	PKG	W	L	T
2001	7	7	578	45	30	1	12	1.87	1	2	1	3

IAN FEUER												
Born: 05/02/1971					Birthplace: Las Vegas, NV							
SEASON	GP	GS	MIN	SOG	SV	SHO	GA	GAA	PKG	W	L	T
1998	26	26	2336	179	112	5	55	2.12	1	5	8	15

GARY FLOOD												
Born: 09/07/1985					Birthplace: Hauppauge, NY							
SEASON	GP	GS	MIN	G	A	PTS	SHT	SOG	FC	FS	CK	C
2007	5	2	197	0	0	0	0	0	1	0	0	0
2008	5	2	295	0	0	0	0	0	2	1	0	0
TOTALS	10	4	492	0	0	0	0	0	3	1	0	0

JOE FRANCHINO												
Born: 08/09/1976					Birthplace: Fontana, Calif.							
SEASON	GP	GS	MIN	G	A	PTS	SHT	SOG	FC	FS	CK	C
2000	22	22	2004	2	2	6	11	5	37	26	0	5
2001	23	23	2027	0	1	1	11	2	41	19	0	10
2002	23	23	2015	1	5	7	16	4	45	30	1	9
2003	25	25	2365	1	4	6	25	8	48	29	9	7
2004	20	20	1693	1	0	2	21	7	31	22	1	3
2005	24	23	2011	0	3	3	10	4	40	19	1	2
2006	21	19	1521	0	1	1	18	3	28	26	2	9
2007	3	0	57	0	0	0	0	0	0	0	0	0
2008	1	0	1	0	0	0	0	0	0	1	0	0
TOTALS	162	155	13684	5	16	26	112	33	270	172	14	45
PLAYOFFS	GP	GS	MIN	G	A	PTS	SHT	SOG	FC	FS	CK	C
2000	3	3	270	0	0	0	2	0	5	5	0	0
2002	7	7	673	0	1	1	4	0	7	7	0	3
2005	4	4	365	0	0	0	3	0	3	3	0	1
2006	4	4	316	0	1	1	4	1	3	2	0	1
TOTALS	18	18	1624	0	2	2	13	1	18	17	0	5

JAIN FRASER												
Born: 04/03/1964					Birthplace: Jedburgh, Scotland							
SEASON	GP	GS	MIN	G	A	PTS	SHT	SOG	FC	FS	CK	C
1996	23	23	2070	0	1	1	2	0	10	11	0	3

IAN FULLER												
Born: 08/31/1979					Birthplace: Portland, OR							
SEASON	GP	GS	MIN	G	A	PTS	SHT	SOG	FC	FS	CK	C
2002	11	5	446	0	3	3	5	2	16	14	0	0
PLAYOFFS	GP	GS	MIN	G	A	PTS	SHT	SOG	FC	FS	CK	C
2002	3	0	36	0	0	0	0	0	3	1	0	0

GIUSEPPE GALDERISI												
Born: 03/22/1963					Birthplace: Salerno, Italy							
SEASON	GP	GS	MIN	G	A	PTS	SHT	SOG	FC	FS	CK	C
1996	4	3	248	0	0	0	4	2	6	14	1	1
1997	7	7	514	0	2	2	12	3	6	19	2	3
TOTALS	11	10	762	0	2	2	16	5	12	33	3	4
PLAYOFFS	GP	GS	MIN	G	A	PTS	SHT	SOG	FC	FS	CK	C
1997	2	2	171	0	0	0	3	3	7	6	0	1

JANI GALIK												
Born: 09/10/1984					Birthplace: Prerov, Czechoslovakia							
SEASON	GP	GS	MIN	G	A	PTS	SHT	SOG	FC	FS	CK	C
2006	2	1	46	0	0	0	0	0	1	0	0	0

JOE GERMANESE												
Born: 06/04/1985					Birthplace: St. Louis, MO							
SEASON	GP	GS	MIN	G	A	PTS	SHT	SOG	FC	FS	CK	C
2008	1	0	20	0	0	0	0	0	0	0	1	0

SAM GEORGE												
Born: 06/29/1970					Birthplace: Santa Margarita, CA							
SEASON	GP	GS	MIN	G	A	PTS	SHT	SOG	FC	FS	CK	C
1997	16	10	893	1	0	2	12	5	13	6	0	1

CORY GIBBS												
Born: 01/14/1980					Birthplace: Plantation, FL							
SEASON	GP	GS	MIN	G	A	PTS	SHT	SOG	FC	FS	CK	C
2010	25	25	2179	0	0	0	7	1	22	15	0	5

MARIO GORI												
Born: 01/06/1973					Birthplace: Rosario, Argentina							
SEASON	GP	GS	MIN	G	A	PTS	SHT	SOG	FC	FS	CK	C
1999	17	16	1349	0	1	1	6	1	26	23	0	3

EDWIN GORTER												
Born: 07/06/1963					Birthplace: Amsterdam, Netherlands							
SEASON	GP	GS	MIN	G	A	PTS	SHT	SOG	FC	FS	CK	C
1998	28	27	2394	7	7	21	72	25	27	20	53	5
1999	6	4	359	1	0	2	11	5	4	8	9	1
TOTALS	34	31	2753	8	7	23	83	30	31	28	62	6

RICHARD GOULOZZE												
Born: 11/16/1967					Birthplace: Amsterdam, Netherlands							
SEASON	GP	GS	MIN	G	A	PTS	SHT	SOG	FC	FS	CK	C
1998	29	29	2529	1	2	4	12	2	52	7	0	2
1999	11	9	805	0	0	0	1	0	15	4	0	1
TOTALS	40	38	3334	1	2	4	13	2	67	11	0	3



ARIEL GRAZIANI						Born: 06/07/1971		Birthplace: Empalme, Argentina					
SEASON	GP	GS	MIN	G	A	PTS	SHT	SOG	FC	FS	CK	C	E
1999	3	3	243	0	0	0	4	2	8	4	1	1	0

JASON GRIFFITHS					BORN: 03/22/1987		BIRTHPLACE: BRACKNELL, ENGLAND						
SEASON	GP	GS	MIN	G	A	PTS	SHT	SOG	FC	FS	CK	C	E
2010	10	4	377	0	0	0	4	1	5	2	0	1	0

WINSTON GRIFFITHS						Born: 05/12/1978		Birthplace: Clarendon, Jamaica					
SEASON	GP	GS	MIN	G	A	PTS	SHT	SOG	FC	FS	CK	C	E
2002	8	6	428	0	2	2	7	2	13	7	8	0	0
PLAYOFFS	GP	GS	MIN	G	A	PTS	SHT	SOG	FC	FS	CK	C	E
2002	5	0	93	0	0	0	2	1	5	4	2	0	0

JOHN HARKES														Born: 03/08/1967		Birthplace: Kearny, NJ	
SEASON	GP	GS	MIN	G	A	PTS	SHT	SOG	FC	FS	CK	C	E				
1999	22	21	1880	0	8	8	25	5	31	29	8	1	0				
2000	28	27	2511	2	6	10	23	8	34	44	81	3	0				
2001	5	4	386	0	0	0	1	0	9	7	5	1	0				
TOTALS	55	52	4777	2	14	18	49	13	74	80	94	5	0				
PLAYOFFS	GP	GS	MIN	G	A	PTS	SHT	SOG	FC	FS	CK	C	E				
2000	3	3	270	0	0	0	3	1	2	5	1	1	0				

WOLDE HARRIS													Born: 01/26/1974			Birthplace: Kingston, Jamaica		
SEASON	GP	GS	MIN	G	A	PTS	SHT	SOG	FC	FS	CK	C	E					
2000	31	31	2640	15	7	37	101	46	57	65	1	1	0					
2001	21	17	1584	3	5	11	43	22	36	32	0	1	0					
2002	22	11	1117	4	0	8	41	24	24	27	0	1	0					
2003	17	9	856	2	2	6	26	13	22	20	0	0	0					
TOTALS	91	68	6197	24	14	62	211	105	139	144	1	3	0					
PLAYOFFS	GP	GS	MIN	G	A	PTS	SHT	SOG	FC	FS	CK	C	E					
2000	3	3	224	1	1	3	9	6	2	6	0	0	0					
2002	7	7	575	1	2	4	9	4	16	18	0	0	0					
TOTALS	10	10	799	2	3	7	18	10	18	24	0	0	0					

BILL HARTE						Born: 12/20/1971		Birthplace: Baltimore, MD					
SEASON	GP	GS	MIN	G	A	PTS	SHT	SOG	FC	FS	CK	C	E
1997	5	3	234	0	1	1	3	1	7	1	0	0	0

AIDAN HEANEY					Born: 08/09/1969		Birthplace: Newcastle-upon-Tyne, England						
SEASON	GP	GS	MIN	SOG	SV	SHO	GA	GAA	PKG	PKA	W	L	T
1996	19	18	1534	130	93	4	29	1.70	2	2	8	9	0

JAY HEAPS														Born: 08/02/1976		Birthplace: Nashua, NH	
SEASON	GP	GS	MIN	G	A	PTS	SHT	SOG	FC	FS	CK	C	E				
2001	15	13	1311	0	3	3	18	5	34	31	0	5	0				
2002	27	26	2389	2	6	10	23	13	46	34	0	7	0				
2003	28	28	2579	3	1	7	25	9	50	28	4	5	1				
2004	28	26	2415	1	2	4	11	6	23	30	0	4	0				
2005	31	31	2790	1	5	7	17	10	37	36	0	7	0				
2006	31	31	2790	0	4	4	11	2	33	34	0	7	0				
2007	28	28	2475	1	0	2	16	8	31	37	0	5	0				
2008	30	30	2700	0	1	1	15	4	23	27	0	5	0				
2009	25	25	2170	1	4	6	19	11	12	21	0	5	0				
TOTALS	243	238	21619	9	26	44	155	68	289	278	4	50	1				
PLAYOFFS	GP	GS	MIN	G	A	PTS	SHT	SOG	FC	FS	CK	C	E				
2002	6	6	522	1	0	2	6	3	11	8	0	2	1				
2003	3	3	281	0	1	1	1	0	10	5	0	2	0				
2004	3	3	300	0	0	0	0	0	11	5	0	1	0				
2005	4	4	390	0	0	0	2	1	6	11	0	1	0				
2006	4	4	420	0	1	1	4	1	5	9	0	1	0				
2007	4	4	360	0	0	0	1	1	4	5	0	0	0				
2008	2	2	180	0	0	0	2	1	3	2	0	0	0				
2009	2	2	180	0	0	0	0	0	5	0	0	0	0				
TOTALS	28	28	2633	1	2	4	16	7	55	45	0	7	1				

DANIEL HERNANDEZ						Born: 07/23/1976		Birthplace: Tyler, TX					
SEASON	GP	GS	MIN	G	A	PTS	SHT	SOG	FC	FS	CK	C	E
2002	19	16	1492	3	1	7	23	9	32	23	4	3	1
2003	9	4	520	0	2	2	8	2	20	10	0	0	0
2005	7	7	557	0	0	0	8	0	17	10	0	2	1
2006	7	5	429	0	0	0	1	0	9	7	0	3	0
TOTALS	42	32	2998	3	3	9	40	11	78	50	4	8	2
PLAYOFFS	GP	GS	MIN	G	A	PTS	SHT	SOG	FC	FS	CK	C	E
2002	6	6	583	1	1	3	9	2	19	18	0	3	0
2005	4	4	332	0	1	1	5	0	9	7	0	2	0
2006	4	3	297	0	0	0	2	1	7	4	0	1	0
TOTALS	14	13	1212	1	2	4	16	3	35	29	0	6	0



CHASE HILGENBRINCK						Born: 04/02/1982			Birthplace: Quincy, IL				
SEASON	GP	GS	MIN	G	A	PTS	SHT	SOG	FC	FS	CK	C	E
2008	4	1	186	0	0	0	0	0	1	1	0	0	0
JAMIE HOLMES						Born: 04/04/1983			Birthplace: Springfield, VA				
SEASON	GP	GS	MIN	G	A	PTS	SHT	SOG	FC	FS	CK	C	E
2005	1	0	20	0	0	0	0	0	2	0	0	0	0
STEVE HOWEY						Born: 10/26/1971			Birthplace: Sunderland, England				
SEASON	GP	GS	MIN	G	A	PTS	SHT	SOG	FC	FS	CK	C	E
2004	3	3	193	0	0	0	0	0	2	0	0	0	0
EDUARDO HURTADO						Born: 01/12/1969			Birthplace: Esmeraldas, Ecuador				
SEASON	GP	GS	MIN	G	A	PTS	SHT	SOG	FC	FS	CK	C	E
2000	3	1	161	0	0	0	5	2	3	3	0	0	0
ZAK IBSEN						Born: 06/02/1972			Birthplace: Santa Clara, CA				
SEASON	GP	GS	MIN	G	A	PTS	SHT	SOG	FC	FS	CK	C	E
1996	6	4	363	0	0	0	1	0	5	2	0	0	0
AMAECHI IGWE						Born: 05/20/1988			Birthplace: San Francisco, CA				
SEASON	GP	GS	MIN	G	A	PTS	SHT	SOG	FC	FS	CK	C	E
2008	11	6	568	0	0	0	2	0	14	9	0	5	0
2009	11	5	628	0	0	0	2	1	5	14	0	0	0
TOTALS	22	11	1196	0	0	0	4	1	19	23	0	5	0
PLAYOFFS	GP	GS	MIN	G	A	PTS	SHT	SOG	FC	FS	CK	C	E
2008	1	1	73	0	0	0	0	0	1	0	0	1	0
ERIK IMLER						Born: 06/01/1971			Birthplace: Washington, DC				
SEASON	GP	GS	MIN	G	A	PTS	SHT	SOG	FC	FS	CK	C	E
1997	15	9	855	0	0	0	3	1	11	6	0	1	0
ROB JACHYM						Born: 10/28/1974			Birthplace: Mielec, Poland				
SEASON	GP	GS	MIN	G	A	PTS	SHT	SOG	FC	FS	CK	C	E
1997	6	0	152	0	0	0	8	3	0	2	1	0	0
JAIR						Born: 12/17/1974			Birthplace: Cape Verde Islands				
SEASON	GP	GS	MIN	G	A	PTS	SHT	SOG	FC	FS	CK	C	E
1998	11	8	643	3	1	7	9	4	7	13	6	0	0
1999	18	16	1263	1	1	3	18	9	15	15	14	4	0
TOTALS	29	24	1906	4	2	10	27	13	22	28	20	4	0
AVERY JOHN						Born: 06/18/1975			Birthplace: Point Fortin, Trinidad				
SEASON	GP	GS	MIN	G	A	PTS	SHT	SOG	FC	FS	CK	C	E
2004	21	19	1808	0	0	0	4	2	20	23	0	7	0
2005	14	13	1167	0	1	1	0	0	24	14	0	2	0
2006	10	10	893	0	0	0	0	0	12	14	0	3	1
2007	19	18	1559	0	1	1	2	1	25	22	0	4	0
TOTALS	64	60	5427	0	2	2	6	3	81	73	0	16	1
PLAYOFFS	GP	GS	MIN	G	A	PTS	SHT	SOG	FC	FS	CK	C	E
2004	3	3	300	1	0	2	2	1	8	2	0	2	0
2006	4	4	420	0	0	0	0	0	10	7	0	1	0
2007	4	4	360	0	0	0	1	1	6	4	0	1	0
TOTALS	11	11	1080	1	0	2	3	2	24	13	0	4	0
BRIAN KAMLER						Born: 02/12/1972			Birthplace: St. Louis, MO				
SEASON	GP	GS	MIN	G	A	PTS	SHT	SOG	FC	FS	CK	C	E
2002	16	13	1099	2	5	9	14	4	16	12	23	0	1
2003	28	28	2322	6	5	17	37	18	27	30	4	1	1
2004	22	20	1663	0	2	2	14	6	13	25	2	2	0
TOTALS	66	61	5074	8	12	28	65	28	56	67	29	3	2
PLAYOFFS	GP	GS	MIN	G	A	PTS	SHT	SOG	FC	FS	CK	C	E
2002	7	7	613	2	2	6	7	5	5	8	10	0	0
2003	2	2	138	0	0	0	0	0	2	2	0	0	0
2004	1	0	39	0	0	0	0	0	0	0	0	0	0
TOTALS	10	9	790	2	2	6	7	5	7	10	10	0	0
EDGARAS JANKAUSKAS						Born: 03/12/1975			Birthplace: Vilnius, Lithuania, USSR				
SEASON	GP	GS	MIN	G	A	PTS	SHT	SOG	FC	FS	CK	C	E
2009	10	8	667	2	1	5	15	5	14	15	0	1	1
2010	4	0	147	0	0	0	2	1	5	2	0	1	0
TOTALS	14	8	814	2	1	5	17	6	19	17	0	2	1
PLAYOFFS	GP	GS	MIN	G	A	PTS	SHT	SOG	FC	FS	CK	C	E
2009	2	2	142	0	0	0	3	1	3	6	0	1	0



TONY KUHN						Born: 12/15/1975		Birthplace: Memphis, TN					
SEASON	GP	GS	MIN	G	A	PTS	SHT	SOG	FC	FS	CK	C	E
1999	6	2	214	0	0	0	5	1	7	4	0	1	0
ALEXI LALAS						Born: 06/01/1970		Birthplace: Birmingham, MI					
SEASON	GP	GS	MIN	G	A	PTS	SHT	SOG	FC	FS	CK	C	E
1996	25	25	2218	1	1	3	17	7	44	20	0	4	1
1997	30	29	2407	2	3	7	24	10	60	33	0	8	0
TOTALS	55	54	4625	3	4	10	41	17	104	53	0	12	1
PLAYOFFS	GP	GS	MIN	G	A	PTS	SHT	SOG	FC	FS	CK	C	E
1997	2	2	180	0	0	0	2	1	8	7	0	0	0
GREG LALAS						Born: 03/27/1973		Birthplace: Birmingham, MI					
SEASON	GP	GS	MIN	G	A	PTS	SHT	SOG	FC	FS	CK	C	E
1997	2	0	6	0	0	0	0	0	0	0	0	0	0
RYAN LATHAM						Born: 11/18/1982		Birthplace: Dallas, TX					
SEASON	GP	GS	MIN	G	A	PTS	SHT	SOG	FC	FS	CK	C	E
2005	6	1	157	0	0	0	3	2	3	4	0	0	0
PLAYOFFS	GP	GS	MIN	G	A	PTS	SHT	SOG	FC	FS	CK	C	E
2005	1	0	15	0	0	0	0	0	0	0	0	0	0
JEFF LARENTOWICZ						Born: 08/05/1983		Birthplace: Pasadena, CA					
SEASON	GP	GS	MIN	G	A	PTS	SHT	SOG	FC	FS	CK	C	E
2005	1	0	1	0	0	0	0	0	0	0	0	0	0
2006	26	19	1974	1	1	3	20	5	47	29	0	4	0
2007	28	28	2455	3	4	10	28	9	61	30	0	5	0
2008	28	28	2437	4	2	10	24	12	42	39	0	5	1
2009	28	28	2438	1	2	4	34	17	45	30	0	4	0
TOTALS	111	103	9305	9	9	27	106	43	195	128	0	18	1
PLAYOFFS	GP	GS	MIN	G	A	PTS	SHT	SOG	FC	FS	CK	C	E
2006	4	2	177	0	0	0	1	1	4	5	0	1	0
2007	4	4	360	0	0	0	4	2	10	4	0	1	0
2008	2	2	129	0	0	0	3	0	2	2	0	0	0
2009	2	2	180	0	1	1	4	1	4	0	0	1	0
TOTALS	12	10	846	0	1	1	12	4	20	11	0	3	0
DAOUA KANTE						Born: 07/16/1978		Birthplace: Hamdalleye, Bamako, Mali					
SEASON	GP	GS	MIN	G	A	PTS	SHT	SOG	FC	FS	CK	C	E
2002	8	8	729	1	0	2	1	1	15	4	0	2	0
2003	16	14	1319	0	0	0	2	2	25	3	0	5	1
2004	4	3	221	0	0	0	1	0	4	0	0	1	0
TOTALS	28	25	2269	1	0	2	4	3	44	7	0	8	1
PLAYOFFS	GP	GS	MIN	G	A	PTS	SHT	SOG	FC	FS	CK	C	E
2002	6	6	565	0	0	0	0	0	13	3	0	3	1
IBRAHIM KANTE						Born: 07/20/1981		Birthplace: Bamako, Mali					
SEASON	GP	GS	MIN	G	A	PTS	SHT	SOG	FC	FS	CK	C	E
2003	2	0	65	0	0	0	1	0	0	0	0	0	0
PAUL KEEGAN						Born: 12/30/1972		Birthplace: Dublin, Ireland					
SEASON	GP	GS	MIN	G	A	PTS	SHT	SOG	FC	FS	CK	C	E
1996	27	20	1844	4	3	11	30	18	40	40	1	4	0
1997	16	5	652	1	1	3	12	5	26	26	0	2	0
1998	20	7	892	1	4	6	17	6	33	24	0	1	0
1999	10	4	365	0	1	1	4	2	16	9	0	0	0
2000	11	0	83	1	1	3	1	1	6	3	0	0	0
TOTALS	84	36	3836	7	10	24	64	32	121	102	1	7	0
PLAYOFFS	GP	GS	MIN	G	A	PTS	SHT	SOG	FC	FS	CK	C	E
1997	2	0	46	0	0	0	2	1	1	0	0	0	0
2000	1	0	32	0	0	0	0	0	0	3	0	0	0
TOTALS	3	0	78	0	0	0	2	1	1	3	0	0	0
KRIS KELDERMAN						Born: 12/10/1968		Birthplace: Appleton, WI					
SEASON	GP	GS	MIN	G	A	PTS	SHT	SOG	FC	FS	CK	C	E
1999	18	11	995	0	2	2	3	2	14	9	0	1	0
JOHN KERR						Born: 03/06/1965		Birthplace: Toronto, Canada					
SEASON	GP	GS	MIN	G	A	PTS	SHT	SOG	FC	FS	CK	C	E
1996	7	6	564	2	1	5	11	4	13	5	1	1	0
1997	19	14	1136	2	4	8	19	15	24	11	0	1	0
TOTALS	26	20	1700	4	5	13	30	19	37	16	1	2	0
STEVE KLEIN						Born: 05/11/1975		Birthplace: Evansville, IN					
SEASON	GP	GS	MIN	G	A	PTS	SHT	SOG	FC	FS	CK	C	E
1997	4	0	73	0	0	0	0	0	1	3	1	0	0
PLAYOFFS	GP	GS	MIN	G	A	PTS	SHT	SOG	FC	FS	CK	C	E
1997	1	0	19	0	0	0	0	0	0	0	0	0	0
BRAD KNIGHTON						Born: 02/06/1985		Birthplace: Hickory, NC					
SEASON	GP	GS	MIN	SOG	SV	SHO	GA	GAA	PKG	PKA	W	L	T
2009	6	6	540	49	36	0	14	2.33	0	0	1	2	3



MARSHALL LEONARD

Born: 12/29/1980

Birthplace: El Paso, TX

SEASON	GP	GS	MIN	G	A	PTS	SHT	SOG	FC	FS	CK	C	E
2003	10	5	550	0	0	0	2	0	9	11	0	1	0
2004	25	22	1992	0	1	1	5	2	45	22	0	7	0
2005	27	25	1923	1	1	3	15	8	36	26	0	5	0
2006	1	0	76	0	0	0	0	0	0	0	0	0	0
TOTALS	63	52	4541	1	2	4	22	10	90	59	0	13	0
PLAYOFFS	GP	GS	MIN	G	A	PTS	SHT	SOG	FC	FS	CK	C	E
2003	3	3	281	0	0	0	1	0	8	2	0	1	0
2004	3	3	261	0	1	1	2	1	2	2	0	0	0
2005	2	2	101	0	0	0	0	0	7	6	0	0	0
TOTALS	8	8	643	0	1	1	3	1	17	10	0	1	0

ROBERTO LINCK

Born: 07/31/1988

Birthplace: Cocaheira do Sul, Brazil

SEASON	GP	GS	MIN	G	A	PTS	SHT	SOG	FC	FS	CK	C	E
2010	2	0	16	0	0	0	0	0	0	0	0	0	0

TOM LIPS

Born: 06/25/1968

Birthplace: San Juan, Puerto Rico

SEASON	GP	GS	MIN	G	A	PTS	SHT	SOG	FC	FS	CK	C	E
1996	8	5	473	0	0	0	2	1	17	3	0	3	0

CARLOS LLAMOSA

Born: 06/30/1969

Birthplace: Palmira, Colombia

SEASON	GP	GS	MIN	G	A	PTS	SHT	SOG	FC	FS	CK	C	E
2002	14	13	1056	0	1	1	1	0	28	12	0	3	0
2003	24	23	2001	0	0	0	0	0	34	22	0	9	0
TOTALS	38	36	3057	0	1	1	1	0	62	34	0	12	0
PLAYOFFS	GP	GS	MIN	G	A	PTS	SHT	SOG	FC	FS	CK	C	E
2002	5	5	459	0	0	0	1	0	7	4	0	2	1
2003	3	3	281	0	0	0	1	0	4	3	0	2	0
TOTALS	8	8	740	0	0	0	2	0	11	7	0	4	1

TONY LOCHHEAD

Born: 01/12/1982

Birthplace: Tauranga, New Zealand

SEASON	GP	GS	MIN	G	A	PTS	SHT	SOG	FC	FS	CK	C	E
2006	16	9	797	0	2	2	0	0	11	6	0	1	0

IVAN MCKINLEY

Born: 06/15/1969

Birthplace: Johannesburg, South Africa

SEASON	GP	GS	MIN	G	A	PTS	SHT	SOG	FC	FS	CK	C	E
1997	7	7	630	4	1	9	15	9	8	8	0	1	0
1998	28	28	2282	4	1	9	34	14	36	14	0	5	2
1999	29	29	2430	4	4	12	42	18	41	15	0	8	1
2000	13	12	1021	1	1	3	5	5	23	7	0	7	1
TOTALS	77	76	6363	13	7	33	96	46	108	44	0	21	4
PLAYOFFS	GP	GS	MIN	G	A	PTS	SHT	SOG	FC	FS	CK	C	E
1997	2	2	180	0	0	0	5	1	2	2	0	1	0

TOM MCCLAUGHLIN

Born: 09/12/1976

Birthplace: Harleysville, PA

SEASON	GP	GS	MIN	G	A	PTS	SHT	SOG	FC	FS	CK	C	E
1998	1	0	29	0	0	0	0	0	1	0	0	0	0

VICTOR MELLA

Born: 11/14/1974

Birthplace: Santiago, Chile

SEASON	GP	GS	MIN	G	A	PTS	SHT	SOG	FC	FS	CK	C	E
1996	3	1	157	0	0	0	2	0	3	0	0	0	0

JANUSZ MICHALLIK

Born: 04/22/1966

Birthplace: Chrozow, Poland

SEASON	GP	GS	MIN	G	A	PTS	SHT	SOG	FC	FS	CK	C	E
1998	12	9	759	0	0	0	4	1	8	11	0	0	0

DAHIR MOHAMMED

Born: 03/17/1973

Birthplace: Addis Ababa, Ethiopia

SEASON	GP	GS	MIN	G	A	PTS	SHT	SOG	FC	FS	CK	C	E
1998	7	4	423	0	0	0	2	1	8	6	0	3	0

JASON MOORE

Born: 04/04/1978

Birthplace: Decatur, GA

SEASON	GP	GS	MIN	G	A	PTS	SHT	SOG	FC	FS	CK	C	E
2003	13	1	328	0	0	0	4	2	5	9	1	1	0
PLAYOFFS	GP	GS	MIN	G	A	PTS	SHT	SOG	FC	FS	CK	C	E
2003	3	1	140	0	0	0	1	1	6	6	0	1	0

JOE-MAX MOORE

Born: 02/23/1971

Birthplace: Tulsa, OK

SEASON	GP	GS	MIN	G	A	PTS	SHT	SOG	FC	FS	CK	C	E
1996	14	14	1238	11	1	23	36	19	20	24	2	2	0
1997	13	12	987	4	2	10	28	15	13	15	13	2	0
1998	21	21	1864	7	15	29	54	25	35	50	78	3	0
1999	29	29	2610	15	8	38	83	47	49	66	69	1	0
2003	16	13	1187	4	7	15	42	19	15	28	42	0	1
2004	3	3	246	0	2	2	4	2	4	1	5	1	0
TOTALS	96	92	8132	41	35	117	247	127	136	184	209	9	1
PLAYOFFS	GP	GS	MIN	G	A	PTS	SHT	SOG	FC	FS	CK	C	E
1997	2	2	180	1	0	2	2	2	3	6	3	0	0

JOSE LUIS MORALES

Born: 08/02/1973

Birthplace: Madrid, Spain

SEASON	GP	GS	MIN	G	A	PTS	SHT	SOG	FC	FS	CK	C	E
2000	8	6	448	1	0	2	15	9	7	12	1	0	0
PLAYOFFS	GP	GS	MIN	G	A	PTS	SHT	SOG	FC	FS	CK	C	E
2000	2	0	68	0	1	1	1	0	0	0	4	0	0



MANNY MOTAJO

Born: 02/13/1970

Birthplace: Greenbelt, MD

SEASON	GP	GS	MIN	G	A	PTS	SHT	SOG	FC	FS	CK	C	E
1998	15	12	1012	0	2	2	3	1	24	3	0	4	1
1999	2	1	56	0	0	0	0	0	2	0	0	0	0
TOTALS	17	13	1068	0	2	2	3	1	26	3	0	4	1

DAVID NAKHID

Born: 05/15/1964

Birthplace: Trinidad

SEASON	GP	GS	MIN	G	A	PTS	SHT	SOG	FC	FS	CK	C	E
1998	18	14	1350	0	0	0	15	7	20	19	1	2	0

ALBERTO NAVEDA

Born: 11/23/1971

Birthplace: San Juan, Argentina

SEASON	GP	GS	MIN	G	A	PTS	SHT	SOG	FC	FS	CK	C	E
1996	25	20	1734	6	7	19	65	35	51	60	56	8	0
1997	29	28	2394	7	6	20	69	38	66	75	52	1	0
TOTALS	54	48	4128	13	13	39	134	73	117	135	108	9	0
PLAYOFFS	GP	GS	MIN	G	A	PTS	SHT	SOG	FC	FS	CK	C	E
1997	2	2	180	0	0	0	1	1	5	2	9	0	0

JOSEPH NIOUKY

Born: 03/28/1986

Birthplace: Pikine, Senegal

SEASON	GP	GS	MIN	G	A	PTS	SHT	SOG	FC	FS	CK	C	E
2010	13	11	1068	0	1	1	6	0	32	9	0	5	1

PAT NOONAN

Born: 08/02/1980

Birthplace: St. Louis, MO

SEASON	GP	GS	MIN	G	A	PTS	SHT	SOG	FC	FS	CK	C	E
2003	28	17	1446	10	7	27	44	24	22	37	3	0	0
2004	29	29	2545	11	8	30	75	37	33	42	0	4	0
2005	21	21	1943	8	7	23	57	29	20	36	2	4	0
2006	14	12	851	1	3	5	16	5	11	25	4	1	0
2007	27	21	1738	7	4	18	42	24	12	41	2	2	0
TOTALS	119	100	8623	37	29	103	234	119	98	181	11	11	0
PLAYOFFS	GP	GS	MIN	G	A	PTS	SHT	SOG	FC	FS	CK	C	E
2003	3	3	281	2	0	4	10	5	7	1	0	0	0
2004	3	3	300	1	0	2	8	3	3	4	0	0	0
2005	4	4	334	1	0	2	9	4	8	9	0	0	0
2006	3	2	285	1	1	3	3	1	2	6	0	0	0
2007	4	4	338	0	0	0	10	4	4	3	0	0	0
TOTALS	17	16	1538	5	1	11	40	17	24	23	0	0	0

ARSENE OKA

Born: 12/20/1983

Birthplace: Abidjan, Ivory Coast

SEASON	GP	GS	MIN	G	A	PTS	SHT	SOG	FC	FS	CK	C	E
2007	1	0	10	0	0	0	0	0	0	0	0	0	0

FRANCIS OKAROH

Born: 08/25/1963

Birthplace: Enugu, Nigeria

SEASON	GP	GS	MIN	G	A	PTS	SHT	SOG	FC	FS	CK	C	E
1996	20	20	1777	0	0	0	0	0	34	22	0	6	1
1997	29	29	2528	0	0	0	1	1	38	35	0	2	0
TOTALS	49	49	4305	0	0	0	1	1	72	57	0	8	1
PLAYOFFS	GP	GS	MIN	G	A	PTS	SHT	SOG	FC	FS	CK	C	E
1997	1	1	70	0	0	0	0	0	1	1	0	0	1

MATT OKOH

Born: 05/19/1972

Birthplace: Washington, DC

SEASON	GP	GS	MIN	G	A	PTS	SHT	SOG	FC	FS	CK	C	E
2001	18	9	885	6	2	14	40	19	39	24	0	5	0

PATRICK OLALERE

Born: 04/28/1971

Birthplace: Lagos, Nigeria

SEASON	GP	GS	MIN	G	A	PTS	SHT	SOG	FC	FS	CK	C	E
1997	1	0	21	0	0	0	0	0	0	0	0	0	0

EMMANUEL OSEI

BORN: 08/23/1982

BIRTHPLACE: ACCRA, GHANA

SEASON	GP	GS	MIN	G	A	PTS	SHT	SOG	FC	FS	CK	C	E
2009	23	23	1852	0	0	0	5	1	19	19	0	4	1
2010	21	18	1716	0	1	1	5	0	18	13	0	3	0
TOTALS	44	41	3568	0	1	1	10	1	37	32	0	7	1
PLAYOFFS	GP	GS	MIN	G	A	PTS	SHT	SOG	FC	FS	CK	C	E
2009	2	2	176	1	0	2	2	1	1	0	0	0	0

OSCAR PAREJA

Born: 08/10/1968

Birthplace: Medellin, Colombia

SEASON	GP	GS	MIN	G	A	PTS	SHT	SOG	FC	FS	CK	C	E
1998	13	13	1088	0	5	5	14	5	24	25	2	3	0

MICHAEL PARKHURST

Born: 01/24/1984

Birthplace: Providence, RI

SEASON	GP	GS	MIN	G	A	PTS	SHT	SOG	FC	FS	CK	C	E
2005	32	32	2880	0	0	0	0	0	6	19	0	2	0
2006	30	30	2700	0	0	0	0	0	12	23	0	1	0
2007	25	25	2197	1	0	2	1	1	5	10	0	0	0
2008	28	28	2520	0	1	1	4	0	9	9	0	0	0
TOTALS	115	115	10297	1	1	3	5	1	32	61	0	3	0
PLAYOFFS	GP	GS	MIN	G	A	PTS	SHT	SOG	FC	FS	CK	C	E
2005	4	4	390	0	0	0	0	0	0	4	0	0	0
2006	4	4	420	0	0	0	0	0	1	2	0	0	0
2007	4	4	360	0	0	0	0	0	3	1	0	1	0
2008	2	2	180	0	0	0	0	0	0	0	0	0	0
TOTALS	14	14	1350	0	0	0	0	0	4	7	0	1	0



CARLOS PARRA

Born: 02/03/1977

Birthplace: West Haven, CT

SEASON	GP	GS	MIN	G	A	PTS	SHT	SOG	FC	FS	CK	C	E
1999	12	4	473	1	0	2	3	1	12	2	0	2	1
2000	14	4	438	0	0	0	4	0	20	4	0	5	0
TOTALS	26	8	911	1	0	2	7	1	32	6	0	7	1
PLAYOFFS	GP	GS	MIN	G	A	PTS	SHT	SOG	FC	FS	CK	C	E
2000	1	0	1	0	0	0	0	0	0	0	0	0	0

RICARDO PHILLIPS

Born: 01/31/1975

Birthplace: Panama City, Panama

SEASON	GP	GS	MIN	G	A	PTS	SHT	SOG	FC	FS	CK	C	E
2005	4	0	34	0	0	0	0	0	2	0	1	0	0

RUSTY PIERCE

Born: 07/24/1979

Birthplace: The Woodlands, TX

SEASON	GP	GS	MIN	G	A	PTS	SHT	SOG	FC	FS	CK	C	E
2000	29	29	2600	0	0	0	6	1	66	55	0	7	0
2001	23	22	1988	0	0	0	5	2	48	44	0	6	0
2002	14	13	1161	0	0	0	5	0	22	22	0	4	0
2003	21	21	1878	0	0	0	2	1	28	27	0	7	1
2004	14	13	1179	0	0	0	1	0	20	17	0	3	0
TOTALS	101	98	8806	0	0	0	19	4	184	165	0	27	1
PLAYOFFS	GP	GS	MIN	G	A	PTS	SHT	SOG	FC	FS	CK	C	E
2000	1	1	35	0	0	0	0	0	2	2	0	0	0
2002	5	4	319	0	0	0	0	0	4	2	0	1	0
2003	3	3	281	0	0	0	0	0	3	1	0	1	0
2004	3	3	300	0	0	0	0	0	2	2	0	1	0
TOTALS	12	11	935	0	0	0	0	0	11	7	0	3	0

ALEX PINEDA CHACON

Born: 12/19/1969

Birthplace: Santa Cruz de Yojoa, Honduras

SEASON	GP	GS	MIN	G	A	PTS	SHT	SOG	FC	FS	CK	C	E
2002	20	9	1014	2	2	6	20	9	11	10	9	0	0
PLAYOFFS	GP	GS	MIN	G	A	PTS	SHT	SOG	FC	FS	CK	C	E
2002	3	1	144	0	0	0	1	1	3	0	0	0	0

STEVE RALSTON

Born: 06/14/1974

Birthplace: St. Louis, MO

SEASON	GP	GS	MIN	G	A	PTS	SHT	SOG	FC	FS	CK	C	E
2002	27	27	2440	5	19	29	27	13	15	42	69	6	0
2003	26	25	2348	4	7	15	29	15	18	24	40	1	0
2004	30	30	2700	7	8	22	25	11	27	31	32	3	0
2005	21	21	1857	1	6	8	29	14	14	17	37	1	0
2006	30	30	2683	6	5	17	23	14	22	28	38	0	0
2007	26	26	2337	4	14	22	33	18	16	29	130	1	0
2008	21	20	1715	8	7	23	21	13	13	16	75	2	0
2009	20	17	1543	7	7	21	18	11	4	12	35	2	0
TOTALS	201	196	17643	42	73	157	205	109	129	199	456	16	0
PLAYOFFS	GP	GS	MIN	G	A	PTS	SHT	SOG	FC	FS	CK	C	E
2002	7	7	673	1	0	2	3	1	5	6	8	0	0
2003	3	3	281	0	0	0	0	0	4	3	0	1	0
2004	3	3	300	1	2	4	2	2	5	4	4	0	0
2005	4	4	368	0	0	0	6	3	3	6	15	0	0
2006	3	3	295	0	0	0	3	3	4	2	13	0	0
2007	4	4	348	0	2	2	3	0	3	2	16	0	0
TOTALS	24	24	2265	2	4	8	17	9	24	23	56	1	0

MAURICIO RAMOS

Born: 09/23/1969

Birthplace: Santa Cruz, Bolivia

SEASON	GP	GS	MIN	G	A	PTS	SHT	SOG	FC	FS	CK	C	E
2000	21	21	1677	3	8	14	41	15	14	23	57	6	0

JAMES RILEY

Born: 10/27/1982

Birthplace: Colorado Springs, CO

SEASON	GP	GS	MIN	G	A	PTS	SHT	SOG	FC	FS	CK	C	E
2005	23	12	1294	1	3	5	9	4	28	13	0	3	0
2006	20	20	1706	0	0	0	3	2	34	14	0	5	0
2007	27	22	2137	0	0	0	4	1	22	17	0	4	0
TOTALS	70	54	5137	1	3	5	16	7	84	44	0	12	0
PLAYOFFS	GP	GS	MIN	G	A	PTS	SHT	SOG	FC	FS	CK	C	E
2005	3	2	220	0	0	0	0	0	5	2	0	1	0
2006	1	1	90	0	0	0	1	0	0	0	0	0	0
2007	3	0	15	0	0	0	0	0	0	0	0	0	0
TOTALS	7	3	325	0	0	0	1	0	5	2	0	1	0

CARLOS ROCHA

Born: 12/04/1974

Birthplace: Lisbon, Portugal

SEASON	GP	GS	MIN	G	A	PTS	SHT	SOG	FC	FS	CK	C	E
1998	16	4	537	0	1	1	11	3	9	11	0	1	0
1999	1	0	20	0	0	0	0	0	1	1	1	1	0
TOTALS	17	4	557	0	1	1	11	3	10	12	1	2	0

JIM ROONEY

Born: 09/09/1968

Birthplace: Bronx, NY

SEASON	GP	GS	MIN	G	A	PTS	SHT	SOG	FC	FS	CK	C	E
2002	20	20	1715	1	2	4	19	5	32	13	8	4	1

GIOVANNI SAVARESE

Born: 07/14/1970

Birthplace: Caracas, Venezuela

SEASON	GP	GS	MIN	G	A	PTS	SHT	SOG	FC	FS	CK	C	E
1999	27	25	2062	10	2	22	48	30	35	28	0	2	0



JIM ROONEY											Born: 09/09/1968	Birthplace: Bronx, NY						
SEASON	GP	GS	MIN	G	A	PTS	SHT	SOG	FC	FS	CK	C	E					
2002	20	20	1715	1	2	4	19	5	32	13	8	4	1					
GIOVANNI SAVARESE											Born: 07/14/1970	Birthplace: Caracas, Venezuela						
SEASON	GP	GS	MIN	G	A	PTS	SHT	SOG	FC	FS	CK	C	E					
1999	27	25	2062	10	2	22	48	30	35	28	0	2	0					
DARREN SAWATZKY											Born: 02/22/1973	Birthplace: Seattle, WA						
SEASON	GP	GS	MIN	G	A	PTS	SHT	SOG	FC	FS	CK	C	E					
1996	28	19	1776	4	5	13	41	22	25	8	2	1	0					
1997	26	5	895	1	0	2	16	7	12	7	0	1	0					
TOTALS	54	24	2671	5	5	15	57	29	37	15	2	2	0					
CARLOS SEMEDO											Born: 01/21/1980	Birthplace: Lisbon, Portugal						
SEASON	GP	GS	MIN	G	A	PTS	SHT	SOG	FC	FS	CK	C	E					
2002	9	8	631	0	1	1	1	0	16	8	0	1	0					
DIEGO SERNA											Born: 11/03/1973	Birthplace: Medellin, Colombia						
SEASON	GP	GS	MIN	G	A	PTS	SHT	SOG	FC	FS	CK	C	E					
2002	5	2	248	1	1	3	12	6	7	10	1	1	0					
WILLIE SIMS											Born: 01/18/1984	Birthplace: Guatemala City, Guatemala						
SEASON	GP	GS	MIN	G	A	PTS	SHT	SOG	FC	FS	CK	C	E					
2006	9	2	219	0	0	0	5	1	3	6	0	0	0					
KYLE SINGER											Born: 08/06/1980	Birthplace: Plymouth, MN						
SEASON	GP	GS	MIN	SOG	SV	SHO	GA	GAA	PKG	PKA	W	L	T					
2003	1	0	1	0	0	0	0	0.00	0	0	0	0	0					
KHANO SMITH											Born: 01/10/1982	Birthplace: Paget, Bermuda						
SEASON	GP	GS	MIN	G	A	PTS	SHT	SOG	FC	FS	CK	C	E					
2005	23	8	928	3	2	8	27	8	24	12	2	4	0					
2006	10	2	342	1	0	2	10	4	9	7	0	4	0					
2007	29	26	2210	2	6	10	36	12	42	41	1	4	0					
2008	23	18	1515	2	3	7	26	10	27	23	1	3	1					
2010	16	6	772	0	1	1	13	5	12	10	0	1	0					
TOTALS	101	60	5767	8	12	28	112	39	114	93	4	16	1					
PLAYOFFS	GP	GS	MIN	G	A	PTS	SHT	SOG	FC	FS	CK	C	E					
2005	2	0	79	1	0	2	1	1	2	0	0	0	0					
2006	4	0	170	0	1	1	3	2	3	6	0	0	0					
2007	4	4	360	0	0	0	2	1	5	3	0	2	0					
TOTALS	10	4	609	1	1	3	6	4	10	9	0	2	0					
JUERGEN SOMMER											Born: 02/27/1969	Birthplace: New York, NY						
SEASON	GP	GS	MIN	SOG	SV	SHO	GA	GAA	PKG	PKA	W	L	T					
2000	11	11	977	62	40	2	15	1.38	1	1	5	5	1					
2001	10	10	911	68	50	1	17	1.68	0	1	3	6	1					
2002	12	12	1090	87	53	2	29	2.39	1	1	3	8	1					
TOTALS	54	54	4868	360	249	9	96	1.77	3	5	22	29	3					
LEONARDO SQUADRONE											Born: 12/01/1971	Birthplace: La Plata, Argentina						
SEASON	GP	GS	MIN	G	A	PTS	SHT	SOG	FC	FS	CK	C	E					
1997	23	23	1881	0	0	0	5	1	39	9	1	3	0					
PLAYOFFS	GP	GS	MIN	G	A	PTS	SHT	SOG	FC	FS	CK	C	E					
1997	1	1	71	0	0	0	1	1	0	0	0	1	0					
JIM ST. ANDRE											Born: 02/15/1968	Birthplace: Seaclyff, NY						
SEASON	GP	GS	MIN	SOG	SV	SHO	GA	GAA	PKG	PKA	W	L	T					
1996	15	14	1346	91	57	2	27	1.81	0	0	7	8	0					
WILLIAM SUNSING											Born: 05/12/1977	Birthplace: San Jose, Costa Rica						
SEASON	GP	GS	MIN	G	A	PTS	SHT	SOG	FC	FS	CK	C	E					
2000	26	9	1263	1	3	5	38	17	32	40	4	3	0					
2001	22	11	1100	3	1	7	26	8	13	33	6	1	0					
TOTALS	48	20	2363	4	4	12	64	25	45	73	10	4	0					
PLAYOFFS	GP	GS	MIN	G	A	PTS	SHT	SOG	FC	FS	CK	C	E					
2000	3	3	266	0	0	0	5	4	3	3	1	0	0					
PATRICK TARDIEU											Born: 06/09/1968	Birthplace: Haiti						
SEASON	GP	GS	MIN	G	A	PTS	SHT	SOG	FC	FS	CK	C	E					
1996	5	0	69	0	0	0	3	1	1	1	0	0	0					
WELLS THOMPSON											Born: 11/25/1983	Birthplace: Winston-Salem, N.C.						
SEASON	GP	GS	MIN	G	A	PTS	SHT	SOG	FC	FS	CK	C	E					
2007	27	11	1217	1	0	2	16	7	26	36	0	6	0					
2008	19	8	786	0	1	1	9	1	17	20	5	3	0					
2009	25	17	1652	1	2	4	14	5	28	36	5	9	1					
TOTALS	71	36	3655	2	3	7	39	13	71	92	10	18	1					
PLAYOFFS	GP	GS	MIN	G	A	PTS	SHT	SOG	FC	FS	CK	C	E					
2007	4	4	345	0	1	1	2	1	5	8	0	1	0					
2008	2	0	13	0	0	0	0	0	0	0	0	0	0					
2009	2	0	19	0	0	0	0	0	0	0	0	0	0					
TOTALS	8	4	377	0	1	1	2	1	5	8	0	1	0					



JOHNNY TORRES

Born: 04/24/1976

Birthplace: Medellin, Colombia

SEASON	GP	GS	MIN	G	A	PTS	SHT	SOG	FC	FS	CK	C	E
1998	20	16	1179	2	3	7	22	11	19	17	6	2	0
1999	27	10	1248	3	3	9	28	14	25	32	8	1	0
2000	20	14	1328	1	4	6	28	21	36	30	1	4	0
2001	21	15	1415	2	4	8	32	21	30	24	22	5	0
TOTALS	88	55	5170	8	14	30	110	67	110	103	37	12	0
PLAYOFFS	GP	GS	MIN	G	A	PTS	SHT	SOG	FC	FS	CK	C	E
2000	1	0	4	0	0	0	0	0	2	0	0	1	0

TAYLOR TWELLMAN

Born: 02/29/1980

Birthplace: Minneapolis, MN

SEASON	GP	GS	MIN	G	A	PTS	SHT	SOG	FC	FS	CK	C	E
2002	28	26	2418	23	6	52	92	58	55	87	0	2	0
2003	22	20	1893	15	4	34	90	47	34	57	1	2	0
2004	23	23	2050	9	1	19	70	39	30	53	0	1	1
2005	25	25	2226	17	7	41	82	51	32	32	0	1	0
2006	32	32	2856	11	5	27	86	42	40	60	0	3	0
2007	26	25	2283	16	3	35	90	55	13	41	0	2	0
2008	16	12	1211	8	2	18	42	22	7	26	1	0	0
2009	2	0	109	2	0	4	5	4	1	3	0	0	0
TOTALS	174	163	15046	101	28	230	557	318	212	359	2	11	1
PLAYOFFS	GP	GS	MIN	G	A	PTS	SHT	SOG	FC	FS	CK	C	E
2002	6	6	558	2	0	4	10	3	9	24	0	0	0
2004	3	3	300	2	0	4	11	5	4	11	0	0	0
2005	4	4	390	0	1	1	3	2	4	16	0	0	0
2006	4	4	420	3	0	6	17	10	6	11	0	0	0
2007	4	4	360	3	0	6	20	10	5	8	0	1	0
TOTALS	21	21	2028	10	1	21	61	30	28	70	0	1	0

ROBERT UKROP

Born: 04/05/1970

Birthplace: Richmond, VA

SEASON	GP	GS	MIN	G	A	PTS	SHT	SOG	FC	FS	CK	C	E
1996	9	8	634	2	1	5	14	8	9	10	2	1	0

JESSE VAN SAUN

Born: 04/20/1976

Birthplace: Hillsdale, NJ

SEASON	GP	GS	MIN	G	A	PTS	SHT	SOG	FC	FS	CK	C	E
1998	5	0	117	0	0	0	0	0	4	3	2	0	0

JORGE VAZQUEZ

Born: 11/28/1969

Birthplace: Buenos Aires, Argentina

SEASON	GP	GS	MIN	G	A	PTS	SHT	SOG	FC	FS	CK	C	E
2003	4	2	197	0	1	1	1	0	4	9	0	0	0

LUKE VERCOLLONE

Born: 04/04/1982

Birthplace: Norwalk, CT

SEASON	GP	GS	MIN	G	A	PTS	SHT	SOG	FC	FS	CK	C	E
2004	2	0	2	0	0	0	0	0	0	0	0	0	0
2005	3	0	35	0	0	0	0	0	1	0	0	0	0
TOTALS	5	0	37	0	0	0	0	0	1	0	0	0	0

MICHAEL VIDEIRA

Born: 01/06/1986

Birthplace: Milford, MA

SEASON	GP	GS	MIN	G	A	PTS	SHT	SOG	FC	FS	CK	C	E
2009	12	5	480	0	0	0	6	3	9	7	0	2	0

BOJAN VUCKOVIC

Born: 07/17/1970

Birthplace: Belgrade, Yugoslavia

SEASON	GP	GS	MIN	G	A	PTS	SHT	SOG	FC	FS	CK	C	E
1996	1	0	14	0	0	0	0	0	1	0	0	0	0

DOUG WARREN

Born: 03/18/1981

Birthplace: Palatine, IL

SEASON	GP	GS	MIN	SOG	SV	SHO	GA	GAA	PKG	PKA	W	L	T
2005	2	1	96	7	4	0	2	1.88	1	1	1	0	0
2008	3	2	215	10	5	0	5	2.09	0	0	1	0	1
TOTALS	11	8	805	60	41	0	16	1.79	3	3	2	3	3

MARK WATSON

Born: 09/08/1970

Birthplace: Vancouver, BC, Canada

SEASON	GP	GS	MIN	G	A	PTS	SHT	SOG	FC	FS	CK	C	E
1996	4	4	303	1	0	2	1	1	12	2	0	1	1

RICHARD WEISZMANN

Born: 04/08/1972

Birthplace: Bratislava, Czechoslovakia

SEASON	GP	GS	MIN	G	A	PTS	SHT	SOG	FC	FS	CK	C	E
1996	10	9	817	0	0	0	3	2	7	2	0	0	0

WELTON

Born: 04/17/1975

Birthplace: Rio De Janeiro, Brazil

SEASON	GP	GS	MIN	G	A	PTS	SHT	SOG	FC	FS	CK	C	E
1996	29	20	1909	3	6	12	34	15	30	62	12	3	0

ANDY WILLIAMS

Born: 09/23/1977

Birthplace: Toronto, Ontario, Canada

SEASON	GP	GS	MIN	G	A	PTS	SHT	SOG	FC	FS	CK	C	E
2001	20	17	1465	3	7	13	45	16	29	63	16	2	0
2002	5	2	275	0	2	2	8	3	7	12	6	1	0
TOTALS	25	19	1740	3	9	15	53	19	36	75	22	3	0



JOHN WILSON												
Born: 10/26/1977 Birthplace: Seneca, SC												
SEASON	GP	GS	MIN	G	A	PTS	SHT	SOG	FC	FS	CK	C E
2002	1	0	16	1	0	2	1	1	1	0	0	1 0
EVANS WISE												
Born: 11/23/1973 Birthplace: Port-of-Spain, Trinidad												
SEASON	GP	GS	MIN	G	A	PTS	SHT	SOG	FC	FS	CK	C E
1997	11	7	649	1	0	2	11	5	22	18	0	2 0
1998	10	5	641	0	1	1	12	4	21	22	0	1 0
TOTALS	21	12	1290	1	1	3	23	9	43	40	0	3 0
PLAYOFFS	GP	GS	MIN	G	A	PTS	SHT	SOG	FC	FS	CK	C E
1997	1	0	9	0	0	0	0	0	0	0	0	0 0
JOHN WOLYNIEC												
Born: 01/24/1977 Birthplace: Staten Island, NY												
SEASON	GP	GS	MIN	G	A	PTS	SHT	SOG	FC	FS	CK	C E
2001	1	0	45	0	0	0	1	1	0	1	0	1 0
PETER WOODRING												
Born: 02/05/1968 Birthplace: Kentfield, CA												
SEASON	GP	GS	MIN	G	A	PTS	SHT	SOG	FC	FS	CK	C E
1996	21	20	1622	1	3	5	25	4	24	33	21	3 0
ALAN WOODS												
Born: 10/12/1978 Birthplace: Burtonsville, MD												
SEASON	GP	GS	MIN	G	A	PTS	SHT	SOG	FC	FS	CK	C E
2001	18	15	1475	0	0	0	2	0	12	14	0	1 0
MAURICIO WRIGHT												
Born: 12/20/1970 Birthplace: San Jose, Costa Rica												
SEASON	GP	GS	MIN	G	A	PTS	SHT	SOG	FC	FS	CK	C E
2000	16	16	1464	1	1	3	11	5	17	33	0	8 0
2001	24	24	2156	2	0	4	19	6	30	42	0	4 1
TOTALS	40	40	3620	3	1	7	30	11	47	75	0	12 1
PLAYOFFS	GP	GS	MIN	G	A	PTS	SHT	SOG	FC	FS	CK	C E
2000	3	3	270	1	0	2	4	4	3	3	0	2 0
KEVIN WYLLIE												
Born: 06/12/1968 Birthplace: Hyannis, MA												
SEASON	GP	GS	MIN	G	A	PTS	SHT	SOG	FC	FS	CK	C E
1996	22	22	1839	0	2	2	9	2	30	22	1	3 0
1997	3	0	31	0	0	0	0	0	1	0	0	0 0
TOTALS	25	22	1870	0	2	2	9	2	31	22	1	3 0
ERIC WYNALDA												
Born: 06/09/1969 Birthplace: Fullerton, CA												
SEASON	GP	GS	MIN	G	A	PTS	SHT	SOG	FC	FS	CK	C E
2000	5	1	169	0	1	1	3	2	2	1	0	0 0
2001	3	2	182	0	0	0	1	0	2	2	1	1 0
TOTALS	8	3	351	0	1	1	4	2	4	3	1	1 0
PLAYOFFS	GP	GS	MIN	G	A	PTS	SHT	SOG	FC	FS	CK	C E
2000	3	2	180	1	0	2	4	2	5	3	1	0 0
DANNY WYNN												
Born: 09/25/1983 Birthplace: St. Louis, MO												
SEASON	GP	GS	MIN	G	A	PTS	SHT	SOG	FC	FS	CK	C E
2006	2	0	62	0	0	0	0	0	1	2	0	0 0
WALTER ZENGA												
Born: 04/28/1960 Birthplace: Milan, Italy												
SEASON	GP	GS	MIN	SOG	GA	SV SHO	PKA	W	L	T		
1997	22	22	1980	113	81	6	28	1.27	1	1	15	7 0
1999	25	25	2125	140	87	2	45	1.91	1	2	5	13 0
TOTALS	47	47	4105	253	168	8	73	1.60	2	3	20	20 0
PLAYOFFS	GP	GS	MIN	G	A	PTS	SHT	SOG	FC	FS	CK	C E
1997	2	2	180	14	7	0	5	2.50	0	0	0	2 0
FABIO ZUNIGA												
Born: 06/11/1981 Birthplace: Summit, NJ												
SEASON	GP	GS	MIN	G	A	PTS	SHT	SOG	FC	FS	CK	C E
2000	1	1	33	0	0	0	0	0	3	0	0	0 0

OTHER ROSTERED PLAYERS

Additional rostered players registry includes all other players who were members of the Revolution but did not see any game action. The list does not include players on the 2011 roster.

Name	Born	Years	Miguel Gonzalez	09/23/1987	2006, 2007	Dmitri Strunkin	06/26/1976	2002
Clint Baumstark	01/09/1983	2004	Pat Haggerty	02/21/1983	2006	Andrew Terris	09/26/1981	2004
Porek Bolek	01/02/1982	2004	Kyle Helton	05/20/1986	2007	Bobby Thompson	05/07/1981	2004
Mersim Beskovic	10/16/1978	2001	Anthony Latronica	08/08/1975	1999, 2000	Adam Throop	08/11/1977	2001
Sam Brill	09/06/1985	2008	Chris Loftus	10/20/1984	2007	T.J. Tomasso	09/10/1983	2005, 2006
Matthew Britner	04/17/1985	2008	Brandon Manzoni	12/23/1989	2008	Brandon Tyler	10/16/1988	2008
Kevin Cope	03/14/1976	1999	Fernando Ortiz Salis	11/08/1982	2001	Rob Valentino	01/25/1985	2008, 2009
Stephen Danbusky	04/19/1977	2001	Russell Payne	07/03/1975	2000	Scott Vallow	06/08/1977	2002
Leandro de Oliveira	11/30/1982	2006	Scott Powers	02/06/1979	2002	Spencer Wadsworth	05/10/1986	2008
Randy Dedini	01/07/1970	2001	Marcos Romaneiro	06/11/1983	2005	Adam Williamson	08/04/1984	2006
Gilberto Flores	07/05/1983	2005	Zack Simmons	10/12/1985	2009	Easton Wilson	06/10/1983	2005
Tony Fries	11/16/1979	2001, 2002, 2003	Ryan Solle	09/11/1985	2007			



COACHING REGISTRY

All-time coaching registry includes the head coaches in Revolution club history and their records.

FERNANDO CLAVIJO

SEASON	GP	W	L	T	SOIOT W	SOIOT L	PCT.
2000	32	13	13	6	1	1	.500
2001	27	7	14	6	1	0	.370
TOTALS	59	20	27	12	2	1	.441
PLAYOFFS	GP	W	L	T	SOIOT W	SOIOT L	PCT.
2000	3	1	2	0	0	0	.333

FINISH
Eastern Conference Semifinal Series

STEVE NICOL

SEASON	GP	W	L	T	SOIOT W	SOIOT L	PCT.
1999	2	2	0	--	1	0	1.000
2002	21	10	10	1	0	1	.500
2003	30	12	9	9	2	1	.550
2004	30	8	13	9	--	--	.417
2005	32	17	7	8	--	--	.656
2006	32	12	8	12	--	--	.563
2007	30	14	8	8	--	--	.600
2008	30	12	11	7	--	--	.517
2009	30	11	10	9	--	--	.517
2010	30	9	16	5	--	--	.383
TOTALS	267	107	92	68	3	2	.528
PLAYOFFS	GP	W	L	T	SOIOT W	SOIOT L	PCT.

FINISH
MLS Cup Finalist
Eastern Conference Finalist
Eastern Conference Finalist
MLS Cup Finalist
MLS Cup Finalist
MLS Cup Finalist
Eastern Conference Semifinal Series
Eastern Conference Semifinal Series

2002	7	3	2	2	0	1	.571
2003	3	1	1	1	0	1	.500
2004	3	1	0	2	0	1	.667
2005	4	2	2	0	0	1	.500
2006	4	2	1	1	0	1	.625
2007	4	2	1	1	0	0	.625
2008	2	0	1	1	0	0	.250
2009	2	1	1	0	0	0	.500
TOTALS	29	12	9	8	0	5	.552

THOMAS RONGEN

SEASON	GP	W	L	T	SOIOT W	SOIOT L	PCT.
1997	32	15	17	--	4	4	.469
1998	26	8	18	--	2	3	.308
TOTALS	58	23	35	--	6	7	.397
PLAYOFFS	GP	W	L	T	SOIOT W	SOIOT L	PCT.

FINISH
Eastern Conference Semifinal Series

FRANK STAPLETON

SEASON	GP	W	L	T	SOIOT W	SOIOT L	PCT.
1996	32	15	17	--	6	2	.469

WALTER ZENGA

SEASON	GP	W	L	T	SOIOT W	SOIOT L	PCT.
1998	6	3	3	--	0	1	.500
1999	30	10	20	--	4	7	.333
TOTALS	36	13	23	--	4	8	.361

COACHING RECORDS

GAMES COACHED

COACH	GM
Steve Nicol	267
Fernando Clavijo	59
Thomas Rongen	58
Walter Zenga	36
Frank Stapleton	32

WINS

COACH	W
Steve Nicol	107
Thomas Rongen	23
Fernando Clavijo	20
Frank Stapleton	15
Walter Zenga	13

LOSSES

COACH	L
Steve Nicol	92
Thomas Rongen	35
Fernando Clavijo	27
Walter Zenga	23
Frank Stapleton	17

TIES

COACH	T
Steve Nicol	68
Fernando Clavijo	12

WINNING PERCENTAGE

COACH	PCT
Steve Nicol	.528
Frank Stapleton	.469
Fernando Clavijo	.441
Thomas Rongen	.396
Walter Zenga	.361

PLAYOFF APPEARANCES

COACH	APP
Steve Nicol	8
Thomas Rongen	1
Fernando Clavijo	1



DATES OF NOTE

October 17, 1995
New England Revolution born at Foxboro Stadium
MLS allocated D Alexi Lalas (Padova, Italy) and D Mike Burns (Viborg, Denmark) to the Revolution

January 4, 1996
Named Frank Stapleton the Revolution's first head coach
Named Ron McEachen assistant coach

February 5, 1996
MLS allocated GK Jim St. Andre (New York, A-League) and F Giuseppe Galderisi (Padova, Italy) to the Revolution

February 7, 1996
Selected GK Jim Adams (Cleveland, NPSL), F Yari Allnutt (Inter de Tijuana, Mexico), M Geoff Auger (Vancouver, A-League), D Ted Chronopoulos (Panionios, Greece), M John DeBrito (Deportes, Africa), F Derek Droze (Deporte Arica, Chile), D Iain Fraser (Sacramento, CISL), D Tom Lips (New York, USISL), M Jorge Olamendi (Los Angeles, USISL), M Darren Sawatzky (Cascade, USISL), M Antonio Superbia (New Jersey, USISL), F Rob Ukrop (Richmond, USISL), F Bojan Vuckovic (Tampa, NPSL), D Richard Weismann (North Bay, USISL), F Marquis White (Santa Cruz, Bolivia) and D Peter Woodring (Welen, Germany) in the MLS Inaugural Draft

March 4, 1996
Selected D Zak Ibsen (Baltimore, NPSL), F Alberto Naveda (Boca Juniors, Argentina) and F Welton (America, Brazil) in the MLS Supplemental Draft
Selected M Imad Baba, M Paulo Dos Santos and F Paul Keegan in the MLS College Draft

April 12, 1996
Placed F Yari Allnutt, F Derek Droze, M Jorge Olamendi and M Antonio Superbia on waivers

April 15, 1996
Placed F Marquis White on waivers

May 1, 1996
Signed GK Aidan Heaney (Carolina, A-League)

May 2, 1996
Placed GK Jim Adams on waivers

May 10, 1996
Placed F Giuseppe Galderisi on waivers

May 21, 1996
Signed D Kevin Wylie (Cape Cod, USISL)

May 24, 1996
Claimed M/F Victor Mella (San Jose Clash) off MLS waivers

June 18, 1996
Placed M/F Victor Mella on waivers

June 26, 1996
Acquired F John Kerr from the Dallas Burn in exchange for D Zak Ibsen

June 28, 1996
Placed F Bojan Vuckovic and F Rob Ukrop on waivers

June 30, 1996
Placed D Richard Weismann on waivers

July 8, 1996
Signed F Patrick Tardieu (Haitian National Team)

July 14, 1996
D Alexi Lalas and F Welton named to the East squad for the 1996 MLS All-Star game in New Jersey

July 22, 1996
Signed D Francis Okaroh (Cape Cod, USISL)

July 24, 1996
MLS allocated F Joe-Max Moore (Nuremberg, Germany) to the Revolution

August 19, 1996
F Joe-Max Moore named MLS Player of the Week

August 22, 1996
Placed F Patrick Tardieu on the injured list
Revolution claims D Mark Watson (Columbus Crew) off MLS waivers

September 26, 1996
Announced resignation of Head Coach Frank Stapleton

September 30, 1996
Revolution Team Awards: Joe-Max Moore named Honda MVP and Budweiser Scoring Champion; Francis Okaroh named BIC Defensive Player of the Year

November 5, 1996
Named Thomas Rongen head coach

November 7, 1996
Placed M Paulo Dos Santos, D Tom Lips, GK Jim St. Andre and F Patrick Tardieu on waivers

November 8, 1996
Claimed D Greg Lalas (Tampa Bay Mutiny) off MLS waivers

November 20, 1996
Named Renato Capobianco and Richard Williams assistant coaches

February 1, 1997
Selected GK Scott Coufal, F Steve Klein and F J.T. Roberts in the MLS College Draft
Selected M Sam George (Anaheim Splash, CISL), D Bill Harle (Baltimore, NPSL) and F Patrick Olalere (Charleston, USISL) in the MLS Supplemental Draft

February 20, 1997
MLS allocated F Chiquinho Conde (Vitoria de Setubal, Portugal) to the Revolution

March 3, 1997
Placed M Geoff Auger and D Mark Watson on waivers

March 4, 1997
MLS allocated GK Walter Zenga (Padova, Italy) to the Revolution

March 5, 1997
Placed F J.T. Roberts on waivers

March 6, 1997
MLS allocated D Leonardo Squadrone (Estudiantes, Argentina) to the Revolution

March 10, 1997
Traded F Welton to the LA Galaxy in exchange for the Galaxy's first round selection in the 1998 MLS Supplemental Draft
Signed M Alejandro Farias (Boca Juniors, Argentina) as a discovery player
Placed D Iain Fraser, GK Aidan Heaney and M Peter Woodring on waivers

March 17, 1997
Placed M John DeBrito on waivers

April 15, 1997
Placed F Patrick Olalere on waivers

May 7, 1997
Placed F Steve Klein on waivers

May 9, 1997
Claimed M/D Erik Imler (D.C. United) off MLS waivers

May 27, 1997
F Chiquinho Conde named MLS Player of the Week

May 28, 1997
Placed D Kevin Wylie on waivers
Re-signed F Steve Klein

June 3, 1997
M Alberto Naveda named MLS Player of the Week

June 5, 1997
Signed D Rob Jachym
MLS allocated Project-40 D Brian Dunseth to the Revolution

June 24, 1997
Placed D Greg Lalas on waivers

June 30, 1997
Placed F Steve Klein on injured reserve

July 1, 1997
D Ted Chronopoulos, F Chiquinho Conde, D Alexi Lalas and GK Walter Zenga named to the East squad for the 1997 MLS All-Star game in New Jersey

July 10, 1997
Acquired M/F Evans Wise from the Tampa Bay Mutiny in exchange for M/D Bill Harle

July 16, 1997
Signed GK Jeff Causey

July 20, 1997
GK Walter Zenga is placed on injured reserve (left knee)

August 5, 1997
F Joe-Max Moore is placed on injured reserve (right ankle)

August 13, 1997
Acquired F Giuseppe Galderisi and M Ivan McKinley from the Tampa Bay Mutiny in exchange for F Chiquinho Conde and M/D Sam George

September 18, 1997
Revolution Team Awards: Walter Zenga named Honda MVP; Alberto Naveda named Budweiser Scoring Champion; Francis Okaroh named BIC Defensive Player of the Year



November 6, 1997

D Francis Okaroh claimed in the seventh round of the MLS Expansion Draft by the Chicago Fire

November 11, 1997

Placed M Alejandro Farias, F Giuseppe Galderisi, M Erik Imler, F John Kerr and M Darren Sawatzky on waivers

January 15, 1998

GK Walter Zenga announced his retirement from soccer

January 26, 1998

Signed D Richard Gouloze (Cambuur, Holland) and D Janusz Michalik (Columbus Crew)

February 1, 1998

Selected F Johnny Torres, M Jesse Van Saun, D Kevin Coye and F Tom McLaughlin in 1998 MLS College Draft
Selected D Dahir Mohammed (Long Island, A-League), M Doug Neely (Anaheim Splash, CISL) and GK Dave Salzwedel (San Jose Clash) in 1998 MLS Supplemental Draft

February 3, 1998

Signed F Carlos Rocha (Rhode Island, USISL)

February 5, 1998

Acquired F Raul Diaz Arce from D.C. United; sent Alexi Lalas and a second-round selection in the 1999 MLS College Draft to the New York/New Jersey MetroStars; New York/New Jersey MetroStars sent second-round selection in the 1999 MLS College Draft and future considerations to D.C. United

February 17, 1998

Placed M Steve Klein on waivers
Released GK Dave Salzwedel

February 23, 1998

Acquired M Edwin Gorter (NAC Breda, Holland)

February 25, 1998

MLS allocated Project-40 F Jamar Beasley to the Revolution

February 26, 1998

Acquired M David Nakhid (Al Ansar, Lebanon)

March 24, 1998

Signed GK Ian Feuer (Luton Town, England)

April 8, 1998

Signed M Jaur (CSKA, Bulgaria)

May 10, 1998

F Joe-Max Moore and D Mike Burns joined the U.S. World Cup Team in France

May 21, 1998

Head Coach Thomas Rongen is named Assistant Coach of U.S. World Cup Team in France
Signed D Manny Motajo (Los Angeles Galaxy) and F Tom McLaughlin
Placed D Kevin Coye and M Jaur on injured reserve

May 26, 1998

Signed M Oscar Pareja (Deportivo Cali, Colombia)

May 28, 1998

Placed F Rob Jachym on waivers

June 3, 1998

Placed M Evans Wise on waivers

June 8, 1998

Placed D Kevin Coye on waivers

June 27, 1998

F Joe-Max Moore and D Mike Burns returned to the Revolution after competing for the U.S. in the World Cup in France

June 29, 1998

Placed F Tom McLaughlin on waivers

July 16, 1998

D Mike Burns and F Raul Diaz Arce named to the USA and World squads, respectively, for the 1998 MLS All-Star game in Orlando

August 14, 1998

F Jamar Beasley joined the Revolution from the U.S. Under-20 team

August 15, 1998

Acquired F Damian Alvarez from the Dallas Burn in exchange for M Oscar Pareja

August 24, 1998

Announced resignation of head coach Thomas Rongen, assistant coach Renato Capobianco and assistant coach Richard Williams
Named former GK and team MVP Walter Zenga head coach
Named former head scout Sid Mazzola assistant coach

September 26, 1998

Revolution Team Awards: Raul Diaz Arce named 1998 Budweiser Scoring Champion Award; Joe-Max Moore named Honda Team MVP Award; Mike Burns named Defender of the Year

October 23, 1998

Foxboro Stadium named venue for MLS Cup 1999 to take place on November 21, 1999

October 28, 1998

Named Walter Zenga player/coach

October 31, 1998

Placed D Janusz Michalik, D Dahir Mohammed and M David Nakhid on waivers

November 2, 1998

Selected M Shawn Medved (San Jose Clash) and M Kris Kelderman (Miami Fusion) in the MLS Waiver Draft

January 5, 1999

Acquired D Dan Calichman from the LA Galaxy in exchange for a first round selection in the 1999 MLS Supplemental Draft and a second round selection in the 1999 MLS College Draft

January 13, 1999

Appointed Joe Cummings assistant general manager/director of soccer

January 20, 1999

Acquired F Giovanni Savarese and a second round selection in the 2000 MLS College Draft from the New York/New Jersey MetroStars in exchange for F Raul Diaz Arce

February 2, 1999

Acquired M John Harkes from D.C. United in exchange for first and second round selections in the 2000 MLS College Draft and future considerations

February 7, 1999

Selected M Leighton O'Brien in the MLS College Draft
Selected D Chris Fox (Richmond Kickers, A-League) in the MLS Supplemental Draft
Acquired two second round selections in the 2000 MLS College Draft from the New York/New Jersey MetroStars in exchange for a second round selection in the 1999 MLS College Draft

February 16, 1999

Re-signed D Mike Burns

February 24, 1999

Traded GK Ian Feuer to the Colorado Rapids in exchange for future considerations

March 12, 1999

Signed M Paulo Dos Santos (Rhode Island, USL)

March 16, 1999

M John Harkes ended his loan with Nottingham Forest (English Premier League) and joined the Revolution

March 30, 1999

Revolution placed M Leighton O'Brien, M Chris Fox and F Carlos Rocha on waivers

April 3, 1999

GK Walter Zenga named MLS Player of the Week

April 5, 1999

Claimed F Tony Kuhn (Chicago Fire) off MLS waivers

April 21, 1999

Named Giuseppe Galderisi assistant coach

April 26, 1999

M Ivan McKinley named MLS Player of the Week

April 27, 1999

F Jamar Beasley rejoined the Revolution after participating in the 1999 Under-20 World Cup in Nigeria

May 20, 1999

F Joe-Max Moore and D Mike Burns called to the U.S. National Team for game against Argentina

May 31, 1999

F Giovanni Savarese named MLS Player of the Week

June 4, 1999

Acquired M Carlos Parra from the Miami Fusion in exchange for F Tony Kuhn and a second round selection in the 2000 MLS College Draft

June 14, 1999

Signed D Chaka Daley (Boston Bulldogs, A-League)
Waived D Manny Motajo

June 21, 1999

F Joe-Max Moore named MLS Player of the Week

June 22, 1999

Acquired D Mario Gori from the Miami Fusion in exchange for M Edwin Gorter

June 29, 1999

Granted D Richard Gouloze his release

July 9, 1999

M John Harkes, F Joe-Max Moore and GK Walter Zenga named to the East squad for the 1999 MLS All-Star game in San Diego
Assistant General Manager and Director of Soccer Operations Joe Cummings announced his resignation

July 26, 1999

MLS allocated F Ariel Graziani to the Revolution



August 6, 1999

M John Harkes and F Joe-Max Moore rejoined the Revolution after participating in the Confederations Cup with the U.S.

August 13, 1999

Acquired M Leonel Alvarez from the Dallas Burn in exchange for F Ariel Graziani
Acquired M Jeff Balcher from the San Jose Clash in exchange for M Jair

September 4, 1999

M Imad Baba made his 1999 debut after missing 26 games recovering from groin surgery

September 12, 1999

M Ivan McKinley called to the South African National Team for the first leg of the Afro-Asian Cup

September 13, 1999

F Giovanni Savarese named MLS Player of the Week

September 28, 1999

M Ivan McKinley called back to the South African National Team for the second leg of the Afro-Asian Cup

September 30, 1999

Relieved Walter Zenga of head coaching and playing duties
Named Steve Nicol interim coach

October 2, 1999

Revolution Team Awards: F Joe-Max Moore named Budweiser Scoring Champion and Honda MVP; D Dan Calichman named BIC Defender of the Year

October 12, 1999

Named Sunil Gulati managing director of Kraft Soccer
Appointed Brian O'Donovan chief operating officer

November 22, 1999

Placed D Mario Gori and D Chaka Daley on waivers

November 29, 1999

Named Fernando Clavijo head coach

December 1, 1999

Waived M Kris Kelderman

December 3, 1999

Claimed F Eduardo Hurtado (New York/New Jersey MetroStars) off MLS waivers

December 6, 1999

Acquired M Mauricio Ramos and a selection in the 2001 MLS SuperDraft from the Tampa Bay Mutiny in exchange for a player allocation
December 7, 1999
Named Renato Capobianco assistant coach

January 2, 2000

Acquired the Kansas City Wizards' second, third and fourth round selections in the 2000 MLS SuperDraft in exchange for M Jeff Balcher and the Revolution's third round selection in the 2000 MLS Super Draft

January 5, 2000

Named Derek Aframe vice president of operations

January 12, 2000

Named Ed Tremble assistant coach and director of youth development

January 13, 2000

Acquired the Dallas Burn's first round pick in the 2000 MLS Super Draft, completing trade involving M Leonel Alvarez and F Ariel Graziani on August 13, 1999

February 1, 2000

Named John Murphy goalkeeper coach

February 6, 2000

Acquired F Wolde Harris and a third round selection in the 2000 MLS Super Draft from Colorado in exchange for first and second round selections in the 2000 MLS SuperDraft
Selected M Rusty Pierce, M Shaker Asad, F Fabio Zuniga, GK Bo Oshoniyi, D Adam Eyre and D Tom Hardy in the 2000 MLS Super Draft

February 11, 2000

Signed GK Scott Budnick off MLS waivers
Placed GK Bo Oshoniyi and D Tom Hardy on waivers

March 7, 2000

Signed F William Sunsing (Herediano, Costa Rica)

March 14, 2000

Acquired GK Juergen Sommer from the Columbus Crew in exchange for a third round selection in the 2001 MLS SuperDraft and future considerations
Placed M Paulo Dos Santos on waivers

April 17, 2000

M Imad Baba named MLS Player of the Week

May 17, 2000

Acquired M Joe Franchino (Los Angeles Galaxy) in MLS Special Draft
Transferred F Eduardo Hurtado to Liga Universitaria de Quito (Ecuador)

May 29, 2000

M Ted Chronopoulos named MLS Player of the Week

May 30, 2000

Acquired D Mauricio Wright from the San Jose Earthquakes in exchange for D Mike Burns, D Dan Calichman and a first round selection in the 2001 MLS SuperDraft

June 12, 2000

F Jamar Beasley named MLS Player of the Week

July 7, 2000

Acquired F Eric Wynalda and future draft considerations from the Miami Fusion in exchange for D Ivan McKinley

July 10, 2000

Signed F Jose Luis Morales (Salamanca, Spain)

July 24, 2000

M John Harkes and M Ted Chronopoulos named to the East squad for the 2000 MLS All-Star game in Columbus

July 25, 2000

F Wolde Harris named MLS Player of the Week

August 23, 2000

Chief Operating Officer Brian O'Donovan announced that he will leave the organization at the end of the season, after five years with the Revolution

September 4, 2000

Signed GK David Winner (Atlanta, A-League)
D Brian Dunseth joins the U.S. Olympic team at the 2000 Sydney Olympics

September 9, 2000

Revolution Team Awards: F Wolde Harris named Honda MVP and Budweiser Scoring Champion; D Rusty Pierce named BIC Defender of the Year; GK Jeff Causey named NY Life Humanitarian of the Year

September 26, 2000

Named Todd Smith general manager

November 1, 2000

Elected not to exercise contract option on F Jose Luis Morales
Placed F Paul Keegan on waivers

November 1, 2000

M Shaker Asad joined Project-40 team for tour of Argentina

November 14, 2000

Named John Murphy assistant coach and director of youth development

November 30, 2000

Re-signed F Wolde Harris

December 20, 2000

F Eric Wynalda selected first-ever Honda Men's Soccer Player of the Decade

January 9, 2001

Re-signed F Johnny Torres

January 10, 2001

Re-signed M Ted Chronopoulos

January 16, 2001

Re-signed M Leonel Alvarez

February 5, 2001

Selected D Nick Downing, M Yari Allnut, M Fernando Solis Ortiz, GK Eric Pogue, D Shaun Tsakiris and M Michael Feller in 2001 MLS SuperDraft

February 9, 2001

Named Jorge Espinoza assistant coach

February 19, 2001

Re-signed F Eric Wynalda

March 19, 2001

Acquired Matthew Okoh, defender Alan Woods and the Rapids' natural second round pick in the 2002 MLS SuperDraft from Colorado for midfielders Imad Baba and Carlos Parra

March 20, 2001

Re-signed D Rusty Pierce to a multi-year deal

April 2, 2001

Re-signed GK Juergen Sommer
Waived GK Eric Pogue

April 17, 2001

M Imad Baba named MLS player of the Week

May 3, 2001

Traded F Eric Wynalda to Chicago for F John Wolyniec and a 2002 draft pick

May 11, 2001

Acquired M Roland Aguilera and a conditional draft pick in 2002 MLS SuperDraft in exchange for M John Harkes from Columbus

May 12, 2001

Claimed M Braeden Cloutier off waivers
Placed F John Wolyniec on waivers

May 21, 2001

F Cate named MLS Player of the Week



June 20, 2001

Acquired M Jay Heaps and a second-round pick in the 2003 SuperDraft from Miami for D Brian Dunseth and first-round pick in the 2003 SuperDraft

June 27, 2001

Signed GK José Carlos Fernandez

July 3, 2001

Loaned M Roland Aguilera to Bolivian first division team

July 19, 2001

Signed M Tony Frias III

July 24, 2001

Cale named to the MLS Eastern Division All-Star team

August 16, 2001

Acquired D Leo Cullen and a first-round draft pick in 2003 MLS SuperDraft from Miami for F Johnny Torres, M Shaker Asad and a second-round draft pick in the 2003 MLS SuperDraft

November 16, 2001

Waived Alan Woods, Matt Okoh, Roland Aguilera and Fernando Ortiz Solis

November 28, 2001

Elected not to exercise option on M Leonel Alvarez for 2002 Season

November 30, 2001

Assistant Coach Jorge Espinoza announced departure

December 20, 2001

Director of Business Development Dave Kasper announced departure

December 21, 2001

Loaned William Sunning to Club Sport Herediano as World Cup qualifying schedule kept him away from New England

January 2, 2002

Signed Head Coach Fernando Clavijo to a multi-year contract

January 10, 2002

Named Steve Nicol assistant coach

January 11, 2002

Acquired F Mamadou Diallo, M Alex Pineda Chacon, D Carlos Llamasa, M Steve Ralston and M Shaker Asad in MLS Allocation & Dispersal Drafts

January 15, 2002

Signed GK Adin Brown

February 10, 2002

Acquired F Taylor Twellman, F Ian Fuller, M Shalrie Joseph, M Derek Potteliger and M Marshall Leonard in 2002 MLS SuperDraft

April 1, 2002

Signed M Carlos Semedo

April 25, 2002

Waived M Shaun Tsakiris

April 30, 2002

Signed F Ian Fuller

May 18, 2002

Signed M Scott Powers

May 23, 2002

Relieved head coach Fernando Clavijo of his duties
Named assistant coach Steve Nicol interim head coach

May 24, 2002

Traded F Mamadou Diallo, M Ted Chronopoulos and M Andy Williams to the MetroStars in exchange for F Diego Serna, M Brian Kamler and M/D Daniel Hernandez

June 6, 2002

Named Matt Driver assistant coach

July 18, 2002

Waived M Carlos Semedo

July 19, 2002

Waived M Scott Powers

July 20, 2002

Signed D Daouda Kane

July 30, 2002

Signed M Winton Griffiths off waivers from the LA Galaxy
Signed M Marshall Leonard

September 7, 2002

Announced that General Manager Todd Smith decided to leave the club at the conclusion of the 2002 season

November 4, 2002

Placed M Shaker Asad, F Ian Fuller and GK Juergen Sommer on waivers

November 6, 2002

Appointed Steve Nicol head coach
Named Renato Capobianco director of soccer

December 3, 2002

Signed D Shalrie Joseph

January 3, 2003

Acquired M Peter Nowak from the Chicago Fire in exchange for a conditional draft pick in the 2004 SuperDraft

January 17, 2003

Acquired GK Matt Reis from the LA Galaxy in exchange for the rights to M Alex Pineda Chacon and a second round pick in the 2003 SuperDraft
Selected F Pat Noonan, F Dimelon Westfield and GK Kyle Singer in 2003 MLS SuperDraft

January 22, 2003

Waived M Braeden Cloutier

January 27, 2003

Renegotiated contract of F Taylor Twellman

January 28, 2003

Signed F Joe-Max Moore

February 10, 2003

Announced the retirement of M Peter Nowak on Monday, received an undisclosed 2004 SuperDraft pick as compensation

February 20, 2003

Re-signed D Carlos Llamasa

April 11, 2003

Signed M Jason Moore after acquiring his rights from the Chicago Fire in exchange for a fourth round selection in the 2004 MLS SuperDraft

April 16, 2003

Loaned D Nick Downing to the Portland Timbers (A-League)
Placed M Winston Griffiths on waivers

May 21, 2003

Signed F Ibrahim Kante to a developmental contract

June 9, 2003

Signed M Jorge "Gallego" Vazquez

July 7, 2003

Transferred M Daniel Hernandez to first division Mexican soccer club Necaxa

July 23, 2003

Signed Uruguay M José Carlos Cancela Duran as a senior roster Discovery Player

August 8, 2003

Traded Diego Serna to LA Galaxy for two conditional MLS SuperDraft picks

August 21, 2003

Acquired Dario Fabbro and Chris Brown from the Kansas City Wizards in exchange for F Wolde Harris, M Jorge Vazquez and a conditional draft pick

October 10, 2003

Signed F Chris Bagley as a Developmental Player

October 25, 2003

Revolution Team Awards: F Taylor Twellman named Budweiser Scoring Champion and Honda Team MVP; GK Adin Brown named ADT Defender of the Year; M Brian Kamler named U.S. Soccer Humanitarian of the Year

November 25, 2003

Waived D Nick Downing, M Tony Frias and F Ibrahim Kante

December 16, 2003

Announced Craig Tornberg general manager

January 6, 2004

Re-signed M Brian Kamler

January 12, 2004

Shalrie Joseph named Grenada's Soccer Player of the Year

January 14, 2004

Extended head coach Steve Nicol's contract for two years
Re-signed D Jay Heaps and F Chris Brown

January 16, 2004

Selected D Clint Dempsey, F/M Jeremiah White, F Felix Brilliant and M Andy Dorman in 2004 MLS SuperDraft.

January 27, 2004

F/M Pat Noonan and M/D Steve Ralston called to U.S. National Team Training Camp

February 5, 2004

Named Paul Mariner assistant coach and Peter Simonini goalkeeper coach
Signed M Richie Baker

February 10, 2004

Placed M Jason Moore on waivers

February 26, 2004

F/M Pat Noonan and M/D Steve Ralston named to U.S. roster for match against Haiti

March 8, 2004

Named Joe Cummings Technical Director

March 24, 2004

MLS abandoned regular-season overtime



April 8, 2004
Traded F/M Chris Brown to the San Jose Earthquakes for future considerations

April 13, 2004
Signed M Andy Dorman as a Transitional International/Developmental Player

April 20, 2004
F Taylor Twellman and F/M Pat Noonan named to U.S. National Team roster to play Mexico

April 24, 2004
Signed M Luke Vercollone as a Developmental Player
Loaned GK Kyle Singer to the New Hampshire Phantoms (USL-PDL)

May 1, 2004
Signed F Felix Brilliant as a Transitional International

May 20, 2004
Signed D Avery John as a Senior International

June 1, 2004
Named David Vanole goalkeeper coach

June 7, 2004
F/M Pat Noonan named MLS Player of the Week

July 1, 2004
Signed M Bobby Thompson as a developmental player

July 10, 2004
Called in GK Doug Warren from MLS Goalkeepers Pool

July 13, 2004
F/M Pat Noonan and M/F Clint Dempsey named to Eastern Conference All-Star Team

July 14, 2004
M/D Steve Ralston's goal against Chicago voted Sierra Mist Goal of the Week

July 20, 2004
Signed F Perek Belleh as a Developmental Player

July 27, 2004
M Shalrie Joseph and M/D Steve Ralston named as reserve players to the MLS All-Star Game

August 3, 2004
Waived D Daouda Kanele

August 26, 2004
Signed D Steve Howey as Senior International

September 19, 2004
Revolution beat Colorado Rapids 6-1 at home, setting a team record for goals in a game (6), and tying a team record for goals in a half (4). Noonan, Twellman and Ralston each had two goals in the game, a feat that had previously only been accomplished once in MLS history (1998 LA Galaxy)

October 16, 2004
Revolution Team Awards: F/M Pat Noonan named Budweiser Scoring Champion; M/D Steve Ralston named Honda Most Valuable Player; GK Matt Reis named ADT Defender of the Year; M Brian Kamler named U.S. Soccer Humanitarian of the Year; M/F Clint Dempsey named Midnight Riders' Man of the Year.

October 20, 2004
M/D Steve Ralston's against Chicago voted Sierra Mist Goal of the Week

November 12, 2004
M/F Clint Dempsey named Gatorade MLS Rookie of the Year

November 26, 2004
Waived M Richie Baker and D Steve Howey

January 14, 2005
Selected D Michael Parkhurst (Generation adidas), D/M James Riley and D Tony Lochhead in the 2005 MLS SuperDraft

January 20, 2005
Acquire GK Doug Warren from D.C. United in exchange for fourth pick in the 2006 MLS SuperDraft

January 21, 2005
Re-signed D Joe Franchino, D Marshall Leonard, M/D Steve Ralston and GK Matt Reis

January 27, 2005
F Joe-Max Moore announced his retirement from soccer

February 2, 2005
Selected F Jamie Holmes, F Ryan Latham, M Easton Wilson and D Jeff Larentowicz in 2005 MLS Supplemental Draft

February 18, 2005
Signed Brazil M Cassio Jose de Abreu Oliveira

March 30, 2005
Re-signed M Shalrie Joseph
Signed F/M Connally Edozien

April 11, 2005
Named former Revs defender and captain Mike Burns Director of Soccer
Announced the resignation of Technical Director Joe Cummings

April 15, 2005
Signed F Khano Smith
Waived D Carlos Llamasa

April 25, 2005
Announced M Clint Dempsey was voted Honda MLS Player of the Week (Week 4).

May 4, 2005
MLS announced M Clint Dempsey as Honda MLS Player of the Month for April.

May 29, 2005
F Pat Noonan called in to join M Clint Dempsey and M Steve Ralston in U.S. National Team camp for World Cup qualifiers.

June 28, 2005
Waived M/F Felix Brilliant and M Cassio

July 9, 2005
Acquired M Gilberto Flores off of waivers

July 30, 2005
M Clint Dempsey, M Shalrie Joseph, D Michael Parkhurst, GK Matt Reis and F Taylor Twellman played in MLS All-Star game against Fulham FC in Columbus. F Pat Noonan was named as a starter but was unable to play because of injury. Twellman named Honda's MLS All-Star game MVP

August 5, 2005
Signed M/D Daniel Hernandez

August 10, 2005
M Steve Ralston and F Taylor Twellman called into U.S. National Team camp for World Cup qualifier against Trinidad & Tobago on Aug. 17, in Hartford, Conn.

August 11, 2005
MLS announced Revolution head coach Steve Nicol as coach of the MLS Select Team to face Real Madrid on August 23 in Spain

August 19, 2005
Acquired conditional second round pick in 2006 MLS SuperDraft and natural third Round pick in 2007 MLS SuperDraft from CD Chivas USA in exchange for salary budget considerations

September 9, 2005
Acquired Panama national team F/M Ricardo Phillips on loan from Tauro F.C. of Panama through the remainder of the 2005 season

September 15, 2005
Signed D Tony Lochhead
Waived GK Kyle Singer

October 15, 2005
2005 Revolution Team Awards: F Taylor Twellman named Budweiser Golden Boot winner; M Shalrie Joseph named Honda Revolution Most Valuable Player; D Michael Parkhurst named Revolution Defender of the Year; GK Matt Reis named U.S. Soccer Revolution Humanitarian of the Year; F Taylor Twellman named Midnight Riders' Man of the Year

November 10, 2005
MLS announced F Taylor Twellman as the 2005 MLS Honda Most Valuable Player

November 12, 2005
MLS announced that M Clint Dempsey, M Shalrie Joseph and F Taylor Twellman were named to the RadioShack Best XI team for the 2005 MLS season

November 14, 2005
The Revolution lost 1-0 in overtime to the Los Angeles Galaxy in MLS Cup 2005 at Pizza Hut Park in Frisco, Texas

November 16, 2005
Waived F/M Connally Edozien, M Gilberto Flores, F Jamie Holmes, M/F Ricardo Phillips, M Marcos Romaneiro, M Luke Vercollone, and D/M Easton Wilson

January 20, 2006
Selected Leandro de Oliveira, F Willie Sims (Generation adidas) and F Kyle Brown in the 2006 MLS SuperDraft in Philadelphia Acquired an allocation from the Columbus Crew in exchange for two draft picks

January 26, 2006
Selected D/M Danny Wynn, D John Queeley, M Adam Williamson and D Matt Wieland in the 2006 MLS Supplemental Draft

March 31, 2006
Announced the signing of F Kyle Brown, D Jani Galik, D Pat Haggerty and M/F Leandro de Oliveira

April 18, 2006
Brian Bilello named Chief Operating Officer

May 2, 2006
F Clint Dempsey selected to the U.S.'s 2006 FIFA World Cup Squad
F Taylor Twellman, F Pat Noonan, M Steve Ralston and GK Matt Reis were chosen as alternates to the squad.

May 24, 2006
Signed M/D Danny Wynn as a developmental player.
Placed M/D Marshall Leonard on the season-ending injury list



May 31, 2006
Signed M Adam Williamson as a developmental player

June 22, 2006
M Clint Dempsey scored the U.S.'s lone goal against Ghana in the team's final game of group play at the 2006 FIFA World Cup. Dempsey's goal was the only goal scored by a U.S. player at the 2006 tournament.

June 29, 2006
Waived F/M Leandro de Oliveira

July 3, 2006
F/M Clint Dempsey selected as MLS Player of the Week

July 6, 2006
Assistant coach David Vanole left the team

July 12, 2006
M Shalrie Joseph and F/M Clint Dempsey voted to "First XI" for the 2006 MLS All-Star game vs. Chelsea FC

July 20, 2006
Signed M Miguel Gonzalez as a developmental player

August 7, 2006
Waived F/M Ryan Latham

August 21, 2006
M Miguel Gonzalez selected for U.S. Under-20 team that competed at the 2006 Four Nations Busan Tournament

September 15, 2006
Signed Mexico senior international F José Manuel Abundis to the senior roster
Signed Ivory Coast youth international M Arsene Oka to the developmental roster.

October 3, 2006
M Clint Dempsey won the 2006 Honda Award, presented annually to the top U.S. Soccer Men's National Team player as chosen by the American sports media

October 11, 2006
MLS announced that M/F Clint Dempsey won Sierra Mist Goal of the Week (Week 28)

October 14, 2006
Revolution Team Awards: GK Matt Reis named 2006 Revolution Honda MVP; M Shalrie Joseph named Revolution Best Defender, FWD Taylor Twellman awarded Budweiser Golden Boot, D Michael Parkhurst named U.S. Soccer Foundation Humanitarian of the Year; and M Andy Dorman named Midnight Riders' Man of the Year.

October 27, 2006
MLS announced that D Michael Parkhurst was chosen as the 2006 U.S. Soccer Foundation Humanitarian of the Year

November 10, 2006
MLS announced M Clint Dempsey had been named to the RadioShack "Best XI" for the 2006 season

November 12, 2006
Lost to the Houston Dynamo, 4-3, in penalty kicks at MLS Cup 2006; Taylor Twellman scores the Revs' lone goal in the 1-1 draw after two extra-time sessions at Pizza Hut Park in Frisco, Texas

November 16, 2006
Waived M Jani Galik, D Pat Haggerty, M Adam Williamson and D Danny Wynn

November 17, 2006
Toronto FC selected M José Canceled in the 2006 Expansion Draft

November 27, 2006
Elected not to exercise the option on F José Manuel Abundis

December 1, 2006
D Michael Parkhurst and F Willie Sims joined the Generation adidas team on a tour of England

December 22, 2006
Re-signed M/D Daniel Hernandez
Hired Gwynne Williams as goalkeeper coach

December 28, 2006
Re-signed M/D Joe Franchino and F Pat Noonan

January 10, 2007
M Clint Dempsey completes transfer move to Fulham FC (EPL)

January 11, 2007
M David Beckham signed with MLS and Los Angeles Galaxy

January 12, 2007
Selected M Wells Thompson, M/D Amaechi Igwe (Generation adidas), M Ryan Solle, M Bryan Byrne, F Adam Cristman and D Kyle Helton in 2007 MLS SuperDraft
Traded a portion of an allocation to Los Angeles in exchange for one of LA's 2007 MLS SuperDraft first-round selections (fifth overall) and a conditional 2008 MLS SuperDraft second-round selection
Traded F Kyle Brown to Real Salt Lake in exchange for one of RSL's 2007 MLS SuperDraft fourth-round selections (from FCD)

January 18, 2007
Selected GK Phil Maruffugi, D Gary Flood and F Chris Loftus in the 2007 MLS Supplemental Draft

January 23, 2007
Re-signed D/M Marshall Leonard and GK Doug Warren
Elevated M/D Jeff Larentowicz to the 18-man senior roster

February 2, 2007
Signed M Wells Thompson and M Ryan Solle

February 12, 2007
F Taylor Twellman signed a long-term contract extension

February 13, 2007
Announced two-year regional TV partnership with TV38 (WSBK, Boston)

March 7, 2007
Signed F Adam Cristman, D Gary Flood, GK Brad Knighton and F Chris Loftus to developmental contracts
Re-signed M Miguel Gonzalez to developmental contract

April 6, 2007
Re-signed GK Matt Reis

April 10, 2007
Waived D/M Tony Lochhead

April 13, 2007
Signed M Bryan Byrne as a senior international

April 25, 2007
MLS Disciplinary Committee fined M Shalrie Joseph \$500 for "lack of respect for the game" stemming from an incident on April 19 at Columbus

May 2, 2007
MLS announces that Taylor Twellman won the Sierra Mist Goal of the Week for Week 4

May 14, 2007
MLS announces Taylor Twellman was named Player of the Week for Week 6

May 19, 2007
Signed D Kyle Helton to a developmental contract

May 24, 2007
D Michael Parkhurst, M Steve Ralston and F Taylor Twellman named to the United States' 2007 CONCACAF Gold Cup squad

June 15, 2007
D Amaechi Igwe named to the US Under-20 World Cup Roster

June 20, 2007
M/D Joe Franchino receives a "Season-Ending Injury" from MLS; M/D Daniel Hernandez is waived by the club

June 22, 2007
F Taylor Twellman named to the United States 2007 Copa America squad

June 26, 2007
Head coach Steve Nicol named head coach of the 2007 MLS All-Stars

July 2, 2007
D Joe Franchino undergoes surgery to repair peroneal tendon injury

July 5, 2007
M Shalrie Joseph, D Michael Parkhurst and GK Matt Reis named to the MLS All-Star "First XI"

July 14, 2007
M Steve Ralston establishes a new MLS all-time assist record with his 115th career assist on Andy Dorman's 38th-minute goal in a 1-0 win over the New York Red Bulls at Giants Stadium

July 18, 2007
M Steve Ralston and F Taylor Twellman added to MLS All-Star roster as inactive players

August 31, 2007
Signed M Sainey Nyassy as a youth international
Released M Arsene Oka and M Ryan Solle
Traded salary budget considerations to FC Dallas in exchange for FCD's natural first-round selection in the 2008 Supplemental Draft.

September 6, 2007
Signed M Kenny Mansally as a youth international

September 13, 2007
MLS announces Taylor Twellman won Sierra Mist Goal of the Week for Week 24

September 14, 2007
Promoted F Adam Cristman to the 18-man senior roster

October 3, 2007
Won the 2007 Lamar Hunt U.S. Open Cup, defeating FC Dallas, 3-2, at Pizza Hut Park in Frisco, Texas

October 13, 2007
Revolution Team Awards: F Taylor Twellman named 2007 Revolution Honda MVP, won Midnight Riders' Man of the Year and the Budweiser Golden Boot; D Michael Parkhurst named Defender of the Year and U.S. Soccer Foundation Humanitarian of the Year



October 31, 2007
MLS announces that D Michael Parkhurst won the 2007 Fair Play Award

November 5, 2007
MLS announces that D Michael Parkhurst won the 2007 Visa Defender of the Year

November 8, 2007
MLS announces that D Michael Parkhurst's goal at Toronto on Oct. 20 is one of five finalists for Sierra Mist Goal of the Year

November 13, 2007
MLS awards Seattle the league's 15th team via expansion, which will begin play in 2009

November 17, 2007
M Shalrie Joseph and D Michael Parkhurst named to MLS' 2007 "Best XI" team

November 18, 2007
Houston Dynamo defeat the Revolution, 2-1, in MLS Cup 2007 at RFK Stadium in Washington, D.C.
M Steve Ralston sets the U.S. record for games played in all professional contests

November 19, 2007
F Willie Sims and D/M Amaechi Igwe join the Generation adidas trip to Spain

November 21, 2007
D/M James Riley chosen by San Jose in the 2007 MLS Expansion Draft

November 29, 2007
M Bryan Byrne, M Miguel Gonzalez, D/M Marshall Leonard, F Chris Loftus and F Willie Sims waived by the club

January 3, 2008
M Andy Dorman transfers to St. Mirren of the Scottish Premier League

January 18, 2008
Acquired D Chris Albright from the Los Angeles Galaxy in exchange for allocation money
Selected D Rob Valentino, M Mike Videira, M Joe Germanese, D Matthew Britner and F/M Spencer Wadsworth in the 2008 MLS SuperDraft

January 24, 2008
Re-signed D/M Joe Franchino
F Pat Noonan transfers to Aalesund of the Norwegian League
Selected F Kheli Dube, M Chris Tierney, M Kyle Altman and F Saidi Isaac in the 2008 MLS Supplemental Draft

February 7, 2008
Major League Soccer announces that the Revs will participate in the 2008 SuperLiga tournament

February 15, 2008
Re-signed F/M Adoubou "Kenny" Mansally and M/F Sainey Nyassi

February 18, 2008
Signed M Mauricio Castro as an international player

February 28, 2008
MLS awards Philadelphia expansion club for 2010 season

March 11, 2008
Signed F Argenis Fernandez as an international player

March 12, 2008
Signed D Sam Brill, F Kheli Dube and F Spencer Wadsworth to developmental contracts; Dube occupies one of the team's international roster spots

March 28, 2008
Signed D Chase Hilgenbrink

April 2, 2008
M Sainey Nyassi wins Sierra Mist Goal of the Week (Week 1)

April 3, 2008
Revolution announces launch of Youth Development Program, which will be fully funded by the club and play in U.S. Soccer's Development Academy. The Revs will field Under-16 and Under-18 teams initially, and begin play in the 2008-09 season.

April 9, 2008
Signed D Matthew Britner as an international and developmental player

April 14, 2008
Signed M Brandon Tyler to a developmental contract

April 18, 2008
Traded M/D Joe Franchino to the Los Angeles Galaxy for a second-round selection in the 2009 MLS SuperDraft

May 9, 2008
M Sainey Nyassi promoted to the 18-man senior roster

May 12, 2008
D Rob Valentino named to the U.S. Under-23 roster for the Toulon International Tournament

May 22, 2008
Signed M Joe Germanese and M Brandon Manzonelli to developmental contracts
Released D Matthew Britner

May 26, 2008
F Kenny Mansally called up to the Gambia National Team for African World Cup Qualifiers against Liberia, Senegal and Algeria

June 3, 2008
Signed M Chris Tierney to a developmental contract
Released F Spencer Wadsworth

June 4, 2008
Acquired D/M Pat Phelan from Toronto FC in exchange for roster considerations

June 7, 2008
M Shalrie Joseph called up to the Grenada National Team for CONCACAF World Cup Qualifiers against Costa Rica
M Khano Smith called up to the Bermuda National Team for CONCACAF World Cup Qualifiers against Trinidad & Tobago

June 13, 2008
GK Matt Reis called up to the United States National Team for CONCACAF World Cup Qualifier against Barbados

June 28, 2008
Head coach Steve Nicol named head coach of the 2008 MLS All-Stars

June 30, 2008
M Steve Ralston selected as MLS Player of the Week (Week 14)

July 2, 2008
Loaned GK Brad Knighton to the Portland Timbers (USL-1) for the remainder of the 2008 season
Loaned F Argenis Fernandez to LD Alajuelense (Costa Rica) for the remainder of the 2008 season

July 3, 2008
M Brandon Manzonelli named to the U.S. Under-20 roster for its match against Mexico

July 7, 2008
F Adam Cristman selected as MLS Player of the Week (Week 15)

July 10, 2008
GK Matt Reis, D Michael Parkhurst and M Shalrie Joseph voted to First XI for the 2008 MLS All-Star game vs. West Ham United

July 14, 2008
D Chase Hilgenbrink announced retirement
F Kheli Dube promoted to the 18-man senior roster

July 17, 2008
D Michael Parkhurst named to the 2008 U.S. Olympic Team
M Steve Ralston added to 2008 MLS All-Star roster

July 22, 2008
M Brandon Manzonelli named to the U.S. Under-20 roster for the 2008 Northern Ireland Milk Cup

July 24, 2008
MLS announces plan to expand league to 18 clubs by 2011

August 5, 2008
Won SuperLiga 2008, defeating the Houston Dynamo in penalty kicks, 6-5, after the match finished tied, 2-2, at Gillette Stadium in Foxborough, Mass.

August 6, 2008
F Pat Noonan re-signed with Major League Soccer and was traded to the Columbus Crew in exchange for allocation money, the Crew's natural first-round selection in the 2009 MLS SuperDraft and allocation table considerations

August 15, 2008
Traded allocation table considerations to Toronto FC in exchange for allocation money

August 18, 2008
Signed D Gabriel Badilla as an international player

September 2, 2008
D Gabriel Badilla called up to the Costa Rica National Team for CONCACAF World Cup Qualifiers against Suriname and Haiti

September 4, 2008
F Adam Cristman placed on "Season-Ending Injury" list after undergoing surgery on his right big toe

September 15, 2008
M Steve Ralston selected as MLS Player of the Week (Week 25)

October 8, 2008
GK Doug Warren placed on "Season-Ending Injury" list with hyperextended right elbow

October 25, 2008
Revolution Team Awards: M Steve Ralston named 2008 Revolution Team MVP and awarded Budweiser Golden Boot; D Michael Parkhurst named Defender of the Year; F Adam Cristman named U.S. Soccer Foundation Humanitarian of the Year; and GK Matt Reis named Midnight Riders' Man of the Year



October 29, 2008

M Khano Smith fined \$1,000 and suspended an additional two games by the Major League Soccer Disciplinary Committee for an 'egregious challenge that endangered the safety of his opponent' stemming from an incident on Oct. 25 against Kansas City
Head coach Steve Nicol fined \$1,000 for public criticism of Major League Soccer

November 4, 2008

D Michael Parkhurst named the winner of the 2008 MLS Fair Play Award
Revolution recognized as the 2008 MLS Team Fair Play award winner

November 11, 2008

D Michael Parkhurst called into U.S. National Team camp for World Cup Qualifier against Guatemala on Nov. 19 in Commerce City, Colo.

November 21, 2008

Major League Soccer announces that the Revs will participate in the 2009 SuperLiga tournament

November 22, 2008

M Shalrie Joseph named to MLS' 2008 'Best XI' team

November 24, 2008

Traded F Adam Cristman to the Kansas City Wizards in exchange for allocation money and a third-round selection in the 2009 MLS SuperDraft

November 26, 2008

M Khano Smith chosen by Seattle Sounders FC in the 2008 MLS Expansion Draft
Waived GK Doug Warren and F Jose Angulo

December 6, 2008

D Amaechi Igwe and D Rob Valentino join the Generation adidas trip to England

December 9, 2008

D Michael Parkhurst transfers to FC Nordsjælland of Denmark's SAS Ligaen (first division)

December 29, 2008

Signed M Michael Videira

January 15, 2009

Drafted D Kevin Alston, M Ryan Maxwell, M Andrei Gotsmanov, M Dado Hamzagic, D Darius Barnes, F Chris Salvaggione and GK Tyrel Lacey in the 2009 MLS SuperDraft

January 30, 2009

Signed GK Zack Simmons
Elevated D Chris Tierney and GK Brad Knighton to the senior roster

February 2, 2009

F Kenny Mansally and M Sainey Nyassi called up to the Gambia National Team for friendly against Gabon; match is cancelled because of inclement weather

March 17, 2009

Signed D Darius Barnes

March 18, 2009

Major League Soccer awards Vancouver expansion club for 2011 season

March 20, 2009

Major League Soccer awards Portland expansion club for 2011 season

March 26, 2009

Signed F Stephane Assengue

March 31, 2009

Signed D Emmanuel Osei

April 7, 2009

Waived F Argenis Fernandez

April 8, 2009

M Sainey Nyassi wins MLS Goal of the Week (Week 3)

April 23, 2009

Traded MLS rights to D Avery John to D.C. United in exchange for a conditional draft pick in either the 2010 or 2011 MLS SuperDrafts

May 6, 2009

Acquired M Nico Colaluca from the Colorado Rapids in exchange for D Rob Valentino

May 9, 2009

D Jay Heaps becomes the first player in Revolution history to play 20,000 minutes for the club

June 7, 2009

F Taylor Twellman becomes the youngest (29 years, 100 days) and fastest (174 games) player to score 100 goals in MLS history; Twellman is the fifth player in league history to score 100 goals, while he is the first in Revolution history

June 8, 2009

F Taylor Twellman selected as MLS Player of the Week (Week 12)

June 18, 2009

Signed GK Bobby Shuttleworth; waived GK Zack Simmons

June 25, 2009

D Jay Heaps named to the United States' 2009 CONCACAF Gold Cup squad

June 26, 2009

F Taylor Twellman placed on the disabled list because of concussive symptoms

June 30, 2009

Acquired an international roster spot from the Kansas City Wizards in exchange for a third-round selection in the 2010 MLS SuperDraft

July 1, 2009

Signed F Edgaras Jankauskas

July 7, 2009

Investor/Operator Robert K. Kraft joins the Board of Directors for the USA Bid Committee in its efforts to bring the FIFA World Cup to the United States in 2018 or 2022

July 10, 2009

M Shalrie Joseph voted to First XI for the 2009 MLS All-Star game vs. Everton

July 25, 2009

M Shalrie Joseph withdraws from 2009 MLS All-Star game because of a right knee injury; Joseph is replaced on the roster by Real Salt Lake's Will Johnson

August 8, 2009

Head coach Steve Nicol fined \$1,000 and suspended for one game for conduct that led to his dismissal from the Revolution's game against Toronto FC on Aug. 1

August 24, 2009

F Kheli Dube selected as MLS Player of the Week (Week 23)

September 2, 2009

M Wells Thompson wins MLS Goal of the Week (Week 24)

September 9, 2009

F Edgaras Jankauskas wins MLS Goal of the Week (Week 25)

September 28, 2009

M Shalrie Joseph wins MLS Player of the Week (Week 28)

October 17, 2009

Assistant coach Paul Mariner resigns in order to accept the head coach position at Plymouth Argyle of the English Coca-Cola Championship
Revolution Team Awards: M Shalrie Joseph named 2009 Revolution Team MVP and Midnight Riders' Man of the Year; D Jay Heaps named Defender of the Year; and M Steve Ralston named U.S. Soccer Foundation Humanitarian of the Year

October 25, 2009

M Shalrie Joseph awarded 2009 Revolution Budweiser Golden Boot

November 2, 2009

M Shalrie Joseph named a finalist for the Volkswagen MLS Most Valuable Player award; M Steve Ralston named a finalist for the individual Fair Play Award

November 4, 2009

M Steve Ralston named the winner of the 2009 MLS Fair Play Award

November 11, 2009

MLS announces that F Edgaras Jankauskas' goal against Kansas City on Sept. 5 is one of 10 finalists for AT&T Goal of the Year

November 16, 2009

M Shalrie Joseph named to MLS' 2009 'Best XI' team

November 24, 2009

MLS announces that equipment manager Brian Banfill has been named the 2009 MLS Equipment Manager of the Year

November 25, 2009

GK Brad Knighton chosen by the Philadelphia Union in the 2009 MLS Expansion Draft
Waived F Stephane Assengue

November 27, 2009

D Kevin Alston joins the Generation adidas trip to South Africa

December 2, 2009

D Jay Heaps announces his retirement from professional soccer

December 8, 2009

Re-signed F Kheli Dube, M Kenny Mansally and M Sainey Nyassi
M Mauricio Castro fined \$1,000 and suspended two games by the Major League Soccer Disciplinary Committee for an incident that occurred on Nov. 7 against the Chicago Fire

December 17, 2009

M Kenny Mansally and M Sainey Nyassi called up to the Gambia National Team for friendly matches against Angola, Egypt and Tunisia

December 22, 2009

D Kevin Alston and M Jeff Larentowicz called up to the U.S. National Team for January training camp and friendly against Honduras

January 12, 2010

U.S. Bid Committee adds Boston to 2018/2022 World Cup bid

January 14, 2010

Traded D Chris Albright to New York Red Bulls in exchange for second- and third-round selection in the 2010 MLS SuperDraft
Selected F Zack Schlowski, D Seth Smolic, F/M Zak Boggs, M Jason Griffiths and D Adam Welch in the 2010 MLS SuperDraft



January 22, 2010
Acquired GK Preston Burpo, D Cory Gibbs, allocation money and a third-round selection in the 2011 MLS SuperDraft from the Colorado Rapids in exchange for the rights to M Jeff Larentowicz and M Wells Thompson

February 1, 2010
Re-signed M Mauricio Castro and GK Bobby Shuttleworth
Signed F Zack Schilawski

February 3, 2010
Added Stephen Myles as assistant coach

February 4, 2010
D Kevin Alston called up to U.S. National Team for February training camp and friendly against El Salvador

February 22, 2010
Signed M Joseph Niouky as an international player

March 15, 2010
Signed D Seth Sinovic and F/M Zak Boggs to developmental contracts
Revolution announces partnership with Comcast SportsNet for exclusive television rights

March 19, 2010
Re-signed D Darius Barnes

March 20, 2010
MLS and MLS Players Union reach an agreement on a 5-year collective bargaining agreement

March 23, 2010
Added Remi Roy to coaching staff as goalkeepers coach

March 26, 2010
Signed M Marko Perovic as an international player and M Khano Smith to senior roster
Waived D Gabriel Badilla

April 5, 2010
F/M Kenny Mansally named MLS Player of the Week

April 9, 2010
MLS increases roster size to 26

April 10, 2010
Head coach Steve Nicol records 100th career win (4-1 vs. Toronto FC), all with New England

April 30, 2010
GK Matt Reis placed on disabled list
Signed GK Tim Murray to senior roster

May 7, 2010
MLS awards Montreal the league's 19th team via expansion, which will begin play in 2012

June 1, 2010
GK Preston Burpo placed on Season-Ending Injury list after undergoing surgery to repair fractures in his right leg
GK Matt Reis removed from disabled list

June 8, 2010
Re-signed M Steve Ralston

June 23, 2010
F Taylor Twellman placed on Season-Ending Injury list because of concussive symptoms

June 24, 2010
Signed M Jason Griffiths

July 19, 2010
M Shalrie Joseph and D Kevin Alston named to 2010 MLS All-Star team

July 20, 2010
M Steve Ralston announces retirement from professional soccer

July 26, 2010
Waived M Michael Videira

July 30, 2010
Signed F Ilija Stolica as an international player and M Roberto Linck

August 11, 2010
Revolution and M Joseph Niouky reach termination agreement

August 30, 2010
MLS and adidas announce partnership extension through 2018

August 31, 2010
M Kenny Mansally and M Sainey Nyassi called up to the Gambia National Team for the Africa Cup of Nations qualifier against Namibia

September 30, 2010
Released F Edgaras Jankauskas

October 16, 2010
Revolution Team Awards: M Marko Perovic named 2010 Revolution Team MVP; D Kevin Alston named Defender of the Year; and F Taylor Twellman named MLS W.O.R.K.S. Humanitarian of the Year

November 1, 2010
Promoted Bryan Scales to Director of Youth Development

November 3, 2010
F Taylor Twellman ends playing career because of ongoing medical concerns stemming from an on-field collision against the LA Galaxy on Aug. 30, 2008

November 15, 2010
Signed M/F Diego Fagundez as first-ever Home Grown Player from Under-16 squad

December 15, 2010
Selected D Ryan Cochrane (Houston Dynamo) and M Fred (Philadelphia Union) in Second Round of Re-Entry Process

December 23, 2010
Signed D Ryan Cochrane
Re-signed GK Matt Reis

January 11, 2011
Signed D Didier Domi as an international player

January 12, 2011
Re-signed M/D Chris Tierney

January 13, 2011
Selected D A.J. Soares, M Stephen McCarthy, F Steven Perry, F/M Ryan Kinne and F Alan Koger in the 2011 MLS SuperDraft

January 17, 2011
Waived D Emmanuel Osei

January 18, 2011
Re-signed D Seth Sinovic
Selected D/M Hunter Christiansen, M Fernando Cabadas and M Andrew Sousa in the 2011 MLS Supplemental Draft

February 7, 2011
Re-signed M Pat Phelan

February 11, 2011
Signed M Ousmane Dabo as an international player

February 17, 2011
Signed D Franco Coria as an international player

February 18, 2011
Traded the rights to M Fred to D.C. United in exchange for United's natural second-round selection the 2013 MLS SuperDraft



DRAFT HISTORY

1996

INAUGURAL DRAFT

Rd. (Over. Pick)	Player	College/Club
1 (5)	Ian Fraser	Sacramento (CISL)
2 (15)	Peter Woodring	SV Wehen (GER)
3 (25)	Bojan Vuckovic	Tampa Bay (NPSL)
4 (35)	Marquis White	Santa Cruz (BOL)
5 (45)	Ted Chronopoulos	Panionios (GRE)
6 (55)	Yari Alnutt	Inter de Tijuana (MEX)
7 (65)	Rob Ukrop	Richmond (USISL)
8 (75)	Darren Sawatzky	Cascade (USISL)
9 (85)	Tom Lips	New York (USISL)
10 (95)	Richard Weiszmman	North Bay (USISL)
11 (105)	John Debrito	New York (USISL)
12 (115)	Jim Adams	Cleveland (NPSL)
13 (125)	Geoff Auger	Vancouver (APSL)
14 (135)	Antonio Superbia	N.J. Dragons (USISL)
15 (145)	Derk Droze	CD Arica (CHI)
16 (155)	Jore Olamendi	L.A. Salsa (APSL)

SUPPLEMENTAL DRAFT

1 (6)	Alberto Naveda	Long Island (USISL)
2 (16)	Welton	America (BRA)
3 (26)	Zak Ibsen	Baltimore (NPSL)

COLLEGE DRAFT

1 (6)	Paul Keegan	Boston College
2 (16)	Imad Baba	Clemson
3 (26)	Paulo Dos Santos	Rhode Island

1997

COLLEGE DRAFT

Rd. (Over. Pick)	Player	College/Club
2 (12)	Scott Coufal	Indiana
3 (22)	Steve Klein	Bowling Green

SUPPLEMENTAL DRAFT

1 (3)	Bill Harte	Baltimore (NPSL)
2 (12)	Patrick Olalere	Charleston (USISL)
3 (22)	Sam George	Anaheim (CISL)

1998

COLLEGE DRAFT

Rd. (Over. Pick)	Player	College/Club
1 (5)	Johnny Torres	Creighton
2 (17)	Jesse Van Saun	St. John's
3 (29)	Kevin Coye	UCLA
3 (36)	Tom McLaughlin	Harvard

SUPPLEMENTAL DRAFT

1 (5)	Dahir Mohammed	Long Island (A-League)
2 (17)	Doug Neeley	Anaheim (CISL)
3 (29)	Dave Salzwedel	San Jose (MLS)

1999

COLLEGE DRAFT

Rd. (Over. Pick)	Player	College/Club
3 (25)	Leighton O'Brien	San Diego

SUPPLEMENTAL DRAFT

2 (13)	Chris Fox	Richmond (A-League)
--------	-----------	---------------------

2000

SUPERDRAFT

Rd. (Over. Pick)	Player	College/Club
2 (14)	Rusty Pierce (P-40)	UNC-Greensboro
3 (31)	Shaker Asad (P-40)	N.C. State
3 (36)	Fabio Zuniga	Ranitar Valley CC
4 (38)	Adam Eyre	Santa Clara
4 (39)	Bo Oshoniyi	Atlanta (A-League)
6 (63)	Tom Hardy	Vancouver (A-League)

2001

SUPERDRAFT

Rd. (Over. Pick)	Player	College/Club
2 (21)	Nick Downing (P-40)	Maryland
4 (42)	Yari Alnutt	Rochester (A-League)
5 (53)	Eric Pogue	Mid-Michigan (PDL)
5 (54)	Shaun Tsakiris	UCLA
6 (66)	Michael Feller	Virginia

2002

SUPERDRAFT

Rd. (Over. Pick)	Player	College/Club
1 (2)	Taylor Twellman	1860 Munich (GER)
2 (14)	Shalrie Joseph	St. John's
2 (21)	Ian Fuller	Clemson
4 (41)	Derek Potteliger	Penn State
4 (45)	Marshall Leonard	Virginia
4 (49)	Erik Ozimek	Davidson

2003

SUPERDRAFT

Rd. (Over. Pick)	Player	College/Club
1 (9)	Pat Noonan	Indiana
3 (29)	Kyle Singer	Boston College

2004

SUPERDRAFT

Rd. (Over. Pick)	Player	College/Club
1 (8)	Clint Dempsey (P-40)	Furman
3 (23)	Jeremiah White	Wake Forest
6 (58)	Andy Dorman	Boston University

2005

SUPERDRAFT

Rd. (Over. Pick)	Player	College/Club
1 (9)	Michael Parkhurst (GA)	Wake Forest
2 (21)	James Riley	Wake Forest
3 (33)	Tony Lochhead	UC-Santa Barbara

SUPPLEMENTAL DRAFT

2 (21)	Ryan Latham	Southern Methodist
3 (33)	Easton Wilson	Connecticut
4 (45)	Jeff Larentowicz	Brown



2006

SUPERDRAFT

Rd. (Over. Pick)	Player	College/Club
1 (11)	Leandro de Oliveira	Alabama-Birmingham
2 (23)	Willie Sims (GA)	Cal St. Northridge
3 (35)	Kyle Brown	Tulsa

SUPPLEMENTAL DRAFT

1 (11)	Dannry Wynn	St. Louis
2 (23)	John Queeley	N.C. State
3 (35)	Adam Williamson	Lehigh
4 (47)	Matt Wieland	Creighton

2007

SUPERDRAFT

Rd. (Over. Pick)	Player	College/Club
1 (5)	Wells Thompson	Wake Forest
1 (12)	Amaechi Igwe (GA)	Santa Clara/U.S. U-20
2 (25)	Ryan Solle	Wake Forest
3 (38)	Bryan Byrne	UC-Santa Barbara
4 (48)	Adam Cristman	Virginia
4 (51)	Kyle Helton	Duke

SUPPLEMENTAL DRAFT

1 (12)	Phil Marfuggi	Clemson
2 (25)	Gary Flood	Hofstra
3 (38)	Chris Loftus	Duke

2008

SUPERDRAFT

Rd. (Over. Pick)	Player	College/Club
1 (13)	Rob Valentino (GA)	San Francisco
2 (18)	Mike Videira	Duke
2 (27)	Joe Germanese	Duke
3 (41)	Matthew Britner	Brown
4 (55)	Spencer Wadsworth	Duke

SUPPLEMENTAL DRAFT

1 (8)	Kheli Dube	Coastal Carolina
1 (13)	Chris Tierney	Virginia
2 (27)	Kyle Altman	Trinity (TX)
3 (41)	Saidi Isaac	Winthrop

2009

SUPERDRAFT

Rd. (Over. Pick)	Player	College/Club
1 (10)	Kevin Alston (GA)	Indiana
1 (15)	Ryan Maxwell	Tampa
2 (24)	Andrei Gotsmanov	Creighton
2 (25)	Dado Hamzagic	St. Louis
3 (38)	Chris Salvaggione	UNC-Charlotte
3 (40)	Darius Barnes	Duke
4 (55)	Tyrel Lacey	Tulsa

2010

SUPERDRAFT

Rd. (Over. Pick)	Player	College/Club
1 (9)	Zack Schilawski	Wake Forest
2 (25)	Seth Sinovic	Creighton
2 (31)	Zak Boggs	South Florida
3 (48)	Jason Griffiths	Kentucky
4 (57)	Adam Welch	Lehigh

2011

RE-ENTRY PROCESS

Stage, Rd. (Pick)	Player	Team
2, 1 (4)	Ryan Cochrane	Houston Dynamo
2, 2 (22)	Fred	Philadelphia Union

SUPERDRAFT

Rd. (Over. Pick)	Player	College/Club
1 (6)	A.J. Soares	California
2 (24)	Stephen McCarthy	North Carolina
3 (39)	Steven Perry	Notre Dame
3 (42)	Ryan Kinne	Monmouth
3 (56)	Alan Koger	William & Mary

SUPPLEMENTAL DRAFT

1 (6)	Hunter Christiansen	Tulsa
2 (24)	Fernando Cabadas	Sacramento State
3 (42)	Andrew Sousa	Providence

P-40: Nike Project-40 player GA: Generation adidas player



U.S. OPEN CUP BOX SCORES

The New England Revolution won its first-ever club cup championship in 2007 when the team defeated FC Dallas for the U.S. Open Cup championship. The Revs have participated in the Open Cup tournament 11 times since the team's inception in 1996, earning a 10-9-3 overall record in the annual tournament (10-8-3 in the formal bracket as operated by U.S. Soccer).

1997 U.S. OPEN CUP - THIRD ROUND

Revolution 3 at L.I. Rough Riders (A-League) 4 (2 OT)

Aug. 1, 1997 at New Britain, Conn. (Willow Brook Park)

Scoring: NE - Kerr, (Moore) 6, Sawatsky (Moore) 15, Moore (Naveda) 50

LIR - Rinker (Inneh) 45, Rooney (unassisted) 75, Rooney (Inneh) 79, Mohammed (Rooney) 108

2000 U.S. OPEN CUP - SECOND ROUND

Mid-Michigan Bucks (PDL) 1 at Revolution 0

June 14, 2000 at Foxborough, Mass. (Foxboro Stadium)

Scoring: MMB - Schomaker (Maruti) 90

NE - None

2001 U.S. OPEN CUP - THIRD ROUND

Mid-Michigan Bucks (PDL) 1 at Revolution 7

June 27, 2001 at Foxborough, Mass. (Foxboro Stadium)

Scoring: MMB - Snape (Pogue) 12

NE - Asad (Okoh) 7, Okoh (Williams) 20, Harris (Asad, Heaps) 36, Harris (unassisted) 44, Sunsing 56, Okoh (Cloutier) 76, Cate (Sunsing, Okoh) 82

2001 U.S. OPEN CUP - FOURTH ROUND

Charleston Battery (A-League) 1 at Revolution 2

July 11, 2001 at Foxborough, Mass. (Foxboro Stadium)

Scoring: CHA - Conway (unassisted) 26

NE - Asad (Chronopoulos) 19, Torres (Chronopoulos, Cate) 66

2001 U.S. OPEN CUP - QUARTERFINAL

Columbus Crew 1 at Revolution 2

July 24, 2001 at Foxborough, Mass. (Foxboro Stadium)

Scoring: CLB - Perez (Oughton) 85

NE - Cate (penalty kick) 50, Sunsing (Williams) 62

2001 U.S. OPEN CUP - SEMIFINAL

D.C. United 0 at Revolution 2

August 22, 2001 at Foxborough, Mass. (Foxboro Stadium)

Scoring: DC - None

NE - Williams (Franchino, Chronopoulos) 9, Williams (Sunsing, Alvarez) 40

2001 U.S. OPEN CUP - FINAL

Revolution 1 at L.A. Galaxy 2 (OT)

October 27, 2001 at Fullerton, Calif. (Titan Stadium)

Scoring: NE - Harris (unassisted) 30

LA - Hendrickson (Vannoy) 70, Califf (Jones) 92

2003 U.S. OPEN CUP - FOURTH ROUND

Rochester Rhinos 1 (A-League) at Revolution 2

August 6, 2003 at Ludlow, Mass. (Lusitano Stadium)

Scoring: ROC - Mladenov (Miller) 23

NE - Ralston (Moore) 25, Twellman (Noonan) 45

2003 U.S. OPEN CUP - QUARTERFINAL

Revolution 1 at MetroStars 2 (2OT)

August 27, 2001 at Piscataway, N.J. (Yurcak Field)

Scoring: NE - Heaps (Joseph) 47+

MET - Mathis (Guevara) 29, Guevara (Pope, Magee) 116

2004 U.S. OPEN CUP - FOURTH ROUND

Rochester Rhinos (A-League) 1 at Revolution 1 (AET)

(Rochester advances on penalty kicks, 3-1)

July 20, 2004 at Ludlow, Mass. (Lusitano Stadium)

Scoring: ROC - Wilson (unassisted) 61

NE - Noonan (Baker) 7

2005 U.S. OPEN CUP - FOURTH ROUND

Chicago Fire 3 at Revolution 2 (2OT)

August 3, 2005 at Ludlow, Mass. (Lusitano Stadium)

Scoring: CHI - Herron (Guerrero) 18, Brown (John) 96, Herron (unassisted) 99

NE - Joseph (Cancela) 22, Dorman (unassisted) 120

2006 U.S. OPEN CUP - FOURTH ROUND

Revolution 0 at Rochester Rhinos (USL-1) 0 (AET)

(New England advances on penalty kicks, 5-4)

August 2, 2006 at Rochester, N.Y. (PAETEC Park)

Scoring:

None

2006 U.S. OPEN CUP - QUARTERFINAL

Revolution 1 at Chicago Fire 2

August 23, 2006 at Bridgeview, Ill. (Toyota Park)

Scoring: NE - Twellman (Dempsey) 27

CHI - Herron (Can) 12, Herron (penalty kick) 58

2007 U.S. OPEN CUP - THIRD ROUND

Revolution 4 at Rochester Rhinos (USL-1) 2

July 10, 2007 at PAETEC Park (Rochester, N.Y.)

Scoring: NE - Ralston (unassisted) 19, Twellman (Riley) 67, Twellman (Ralston) 90,

Ralston (penalty kick) 93+

ROCH - Diallo (Ball) 76, Diallo (Menyongar) 85

2007 U.S. OPEN CUP - QUARTERFINAL

Harrisburg City Islanders (USL-2) 1 at Revolution 2

August 8, 2007 at Gillette Stadium (Foxborough, Mass.)

Scoring: HAR - Tanzini (unassisted) 78

NE - Dorman (Joseph) 4, Twellman (Noonan) 17

2007 U.S. OPEN CUP - SEMIFINAL

Carolina RailHawks (USL-1) 1 at Revolution 2

September 4, 2007 at Veterans Stadium (New Britain, Conn.)

Scoring: CAR - Maher (Steele) 6

NE - Larentowicz (Noonan) 48+, Noonan (Cristman) 93

2007 U.S. OPEN CUP - FINAL

Revolution 3 at FC Dallas 2

October 3, 2007 at Pizza Hut Park (Frisco, Texas)

Scoring: NE - Noonan (unassisted) 21, Twellman (Noonan) 41, Thompson (Noonan)

57

FCD - Alvarez (Wagenfuhr) 30, Thompson (Goodson) 64



2008 U.S. OPEN CUP - THIRD ROUND

Richmond Kickers (USL-2) 0 at Revolution 3

July 1, 2008 at Veterans Stadium (New Britain, Conn.)

Scoring: NE - Brill (Tierney) 46, Germanese (Hilgenbrinck) 63, Twellman (Tierney) 67

RICH - None

2008 U.S. OPEN CUP - QUARTERFINAL

Crystal Palace Baltimore 1 (USL-2) at Revolution 1 (AET)

(New England advances on penalty kicks, 5-3)

July 8, 2008 at Veterans Stadium (New Britain, Conn.)

Scoring: NE - Mansally (Tyler) 6

CPB - Lader (unassisted) 20

2008 U.S. OPEN CUP - SEMIFINAL

Revolution 1 at D.C. United 3

August 12, 2008 at RFK Stadium (Washington, D.C.)

Scoring: NE - Germanese (unassisted) 34

DC - Emilio (Namoff) 4, Quaranta (Moreno) 48, Emilio (Guerrero) 81

2009 U.S. OPEN CUP - THIRD ROUND

Harrisburg City Islanders (USL-2) 2 at Revolution 1 (AET)

June 30, 2009 at Veterans Stadium (New Britain, Conn.)

Scoring: NE - Larentowicz (unassisted) 38

HAR - Oduor (Pelletier) 67, Bloes (unassisted) 105

2010 U.S. OPEN CUP - MLS PLAY-IN ROUND

Revolution 0 at New York Red Bulls 3

May 12, 2010 at Red Bull Arena (Harrison, N.J.)

Scoring: NE - none

NY - Wolyniec (unassisted) 36, Ubiparipovic (Nielsen) 62, Wolyniec (unassisted) 64

CONCACAF CHAMPIONS CUP RESULTS

2003 CHAMPIONS CUP

ROUND-OF-16

LD Alajuelense (CRC) 4, New England Revolution 0

LD Alajuelense 1, New England Revolution 3

(LD Alajuelense win 5-3 on aggregate)

2006 CHAMPIONS CUP

QUARTERFINALS

New England Revolution 0, LD Alajuelense (CRC) 0

LD Alajuelense 1, New England Revolution 0

(LD Alajuelense win 1-0 on aggregate)

CONCACAF CHAMPIONS LEAGUE RESULTS

2008 CHAMPIONS LEAGUE

PRELIMINARY ROUND

Joe Public FC (TT) 2, New England Revolution 1

New England Revolution 0, Joe Public FC 4

(Joe Public FC wins on aggregate, 6-1)



SUPERLIGA

ALL-TIME SUPERLIGA STATISTICS

#	POS	PLAYER	GP	GS	MIN	G	A	SHT	SOG	FC	FS	OFF	CK	C	E
11	FWD	Kheli Dube	13	10	1008	3	2	28	15	21	21	13	0	2	0
7	F/M	Kenny Mansally	13	13	987	3	2	22	12	18	26	4	19	2	0
21	MID	Shalrie Joseph	9	9	840	3	1	10	4	19	15	0	0	3	0
29	MID	Marko Perovic	5	5	365	2	1	9	5	3	5	5	10	0	0
14	MID	Steve Ralston	6	6	519	1	4	4	2	5	6	1	16	1	0
15	FWD	Zack Schilawski	5	2	240	1	1	4	3	3	5	2	0	0	0
30	DEF	Kevin Alston	6	6	469	1	1	6	3	5	7	0	0	0	0
6	DEF	Jay Heaps	7	7	630	1	0	5	3	9	4	1	0	1	1
10	FWD	Edgaras Jankauskas	1	1	90	1	0	3	2	1	4	0	0	0	0
13	MID	Jeff Larentowicz	8	8	750	1	0	7	2	70	3	1	0	1	0
18	MID	Khano Smith	9	3	425	1	0	12	4	8	5	0	0	1	0
16	MID	Mauricio Castro	2	2	135	0	1	2	1	3	1	0	0	0	0
8	D/M	Chris Tierney	12	7	678	0	1	5	2	2	5	1	11	0	0
3	DEF	Chris Albright	4	4	390	0	0	3	1	3	4	0	0	1	0
25	DEF	Darius Barnes	9	9	810	0	0	1	0	6	4	0	0	2	0
26	MID	Nico Colaluca	2	1	90	0	0	2	1	0	0	0	0	0	0
7	FWD	Adam Cristman	2	0	41	0	0	0	0	0	2	1	0	1	0
12	DEF	Cory Gibbs	2	1	135	0	0	1	1	1	2	1	0	1	0
2	DEF	Amaechi Igwe	8	7	658	0	0	3	2	5	7	0	0	2	0
23	MID	Joseph Njouy	4	4	313	0	0	3	1	9	4	0	0	1	0
17	MID	Sainey Nyassi	12	11	1019	0	0	19	6	20	13	0	2	3	0
5	DEF	Emmanuel Osei	8	8	701	0	0	3	0	9	12	0	0	2	0
15	DEF	Michael Parkhurst	3	3	270	0	0	0	0	2	4	0	0	1	0
28	MID	Pat Phelan	11	7	727	0	0	1	1	16	6	1	0	4	0
1	GK	Matt Reis	13	13	1200	0	0	0	0	0	2	0	0	0	0
34	GK	Bobby Shuttleworth	1	1	90	0	0	0	0	0	0	0	0	0	0
27	DEF	Seth Sinovic	4	2	156	0	0	0	0	2	1	0	0	1	0
20	FWD	Taylor Twellman	1	0	62	0	0	0	0	0	1	1	0	0	0
7	MID	Wells Thompson	7	0	74	0	0	1	0	1	2	0	0	1	0
19	MID	Mike Videira	3	2	152	0	0	7	2	8	3	0	0	0	1
TEAM TOTALS			14	14	1290	18	14	164	73	189	193	34	63	30	2
OPPONENT TOTALS			14	14	1290	11	4	183	79	193	189	58	74	32	6

GAME-WINNING GOALS: Marko Perovic 2, Kheli Dube 1, Jay Heaps 1, Shalrie Joseph 1, Kenny Mansally 1, Zack Schilawski 1, Khano Smith 1

GAME-WINNING ASSISTS: Kheli Dube 2, Steve Ralston 2, Marko Perovic 1

PENALTY KICK GOALS/ATTEMPTS: Khano Smith 1-1

NEW ENGLAND REVOLUTION INDIVIDUAL GOALKEEPING

#	POS	GOALKEEPER	GP	GS	MIN	SHTS	SV	GA	GAA	PG	PA	W	L	T	SO
34	GK	Bobby Shuttleworth	1	1	90	6	6	0	0.00	0	0	1	0	0	1
1	GK	Matt Reis	13	13	1200	73	61	11	0.83	1	1	8	2	3	6
TEAM TOTALS			14	14	1290	79	67	11	0.77	1	1	9	2	3	7
OPPONENT TOTALS			14	14	1290	73	54	18	1.26	1	1	2	9	3	0



SUPERLIGA BOX SCORES

SUPERLIGA 2008 - GROUP STAGE

Santos Laguna 0 at New England Revolution 1

July 13, 2008 at Gillette Stadium (Foxborough, Mass.)

Att: 10,118

Scoring - SAN - None

NE - Dube (Ralston) 70

	Shots	Saves	Fouls	Offsides	Corners
SAN	6	3	7	9	4
NE	8	2	24	1	3

SUPERLIGA 2008 - GROUP STAGE

Pachuca 0 at New England Revolution 1

July 16, 2008 at Gillette Stadium (Foxborough, Mass.)

Att: 9,614

Scoring - PAC - None

NE - Smith (penalty kick) 97+

	Shots	Saves	Fouls	Offsides	Corners
PAC	10	6	10	1	4
NE	13	4	12	2	5

SUPERLIGA 2008 - GROUP STAGE

New England Revolution 1 at Chivas USA 1

July 20, 2008 at Titan Stadium (Fullerton, Calif.)

Att: 4,738

Scoring - NE - Joseph (Ralston) 78

CHV - Razov (unassisted) 59

	Shots	Saves	Fouls	Offsides	Corners
NE	6	6	5	2	6
CHV	17	1	14	7	6

SUPERLIGA 2008 - SEMIFINALS

Atlante 0 at New England Revolution 1

July 30, 2008 at Gillette Stadium (Foxborough, Mass.)

Att: 8,302

Scoring - ATL - None

NE - Joseph (Ralston) 30

	Shots	Saves	Fouls	Offsides	Corners
ATN	8	4	23	7	6
NE	17	4	17	2	2

SUPERLIGA 2008 - CHAMPIONSHIP

Houston 2 at New England Revolution 2 (AET)

(NE wins on PKs, 6-5)

August 5, 2008 at Gillette Stadium (Foxborough, Mass.)

Att: 9,232

Scoring - HOU - Jaqua (unassisted) 18, Kamara (Ching) 98

NE - Ralston (Castro) 41, Joseph (Ralston) 102

	Shots	Saves	Fouls	Offsides	Corners
HOU	25	5	15	6	8
NE	15	12	11	5	9

SUPERLIGA 2009 - GROUP STAGE

Santos Laguna 2 at New England Revolution 4

June 21, 2009 at Gillette Stadium (Foxborough, Mass.)

Att: 9,512

Scoring - SAN - Vuoso (unassisted) 51, Rodriguez (Vuoso) 55

NE - Larentowicz (Alston) 38, Mansally (unassisted) 60, Heaps (Dube) 63, Dube

(Mansally) 82

	Shots	Saves	Fouls	Offsides	Corners
SAN	15	4	14	2	5
NE	18	3	17	2	8

SUPERLIGA 2009 - GROUP STAGE

Kansas City Wizards 1 at New England Revolution 1

June 24, 2009 at Gillette Stadium (Foxborough, Mass.)

Att: 5,378

Scoring - KC - Own Goal (Barnes) 85

NE - Dube (Mansally) 46+

	Shots	Saves	Fouls	Offsides	Corners
KC	9	3	10	2	5
NE	8	6	8	4	4

SUPERLIGA 2009 - GROUP STAGE

Atlas 0 at New England Revolution 1

June 28, 2009 at Gillette Stadium (Foxborough, Mass.)

Att: 7,411

Scoring - ATL - None

NE - Mansally (Dube) 32

	Shots	Saves	Fouls	Offsides	Corners
ATL	16	2	12	2	8
NE	6	6	18	1	3

SUPERLIGA 2009 - SEMIFINALS

Chicago Fire 2 at New England Revolution 1

July 15, 2009 at Gillette Stadium (Foxborough, Mass.)

Att: 7,215

Scoring - CHI - McBride (Blanco) 34, Blanco (unassisted) 63

NE - Jankauskas (Tierney) 44

	Shots	Saves	Fouls	Offsides	Corners
CHI	11	8	11	1	4
NE	23	2	11	1	5

SUPERLIGA 2010 - GROUP STAGE

Pumas UNAM 0 at New England Revolution 1

July 14, 2010 at Gillette Stadium (Foxborough, Mass.)

Att: 7,201

Scoring - PUM - None

NE - Schilawski (Perovic) 18

	Shots	Saves	Fouls	Offsides	Corners
PUM	13	5	14	5	6
NE	11	6	19	4	4

SUPERLIGA 2010 - GROUP STAGE

New England Revolution 1 at Chicago Fire 0

July 17, 2010 at Toyota Park (Bridgeview, Ill.)

Att: 16,117

Scoring - NE - Perovic (unassisted) 77

CHI - None

	Shots	Saves	Fouls	Offsides	Corners
NE	8	3	11	0	1
CHI	10	3	10	6	4

SUPERLIGA 2010 - GROUP STAGE

Monarcas Morelia 0 at New England Revolution 1

July 20, 2010 at Gillette Stadium (Foxborough, Mass.)

Att: 8,137

Scoring - MOR - None

NE - Perovic (unassisted) 62

	Shots	Saves	Fouls	Offsides	Corners
MOR	11	4	20	2	5
NE	11	3	13	2	3

SUPERLIGA 2010 - SEMIFINAL

Puebla FC 1 at New England Revolution 1 (AET)

(NE wins on PKs, 5-3)

August 4, 2010 at Gillette Stadium (Foxborough, Mass.)

Att: 5,854

Scoring - PUE - Olivera (Pereyra) 58

NE - Mansally (Joseph) 56

	Shots	Saves	Fouls	Offsides	Corners
PUE	15	3	15	4	7
NE	9	4	9	6	2

SUPERLIGA 2010 - CHAMPIONSHIP

Monarcas Morelia 2 at New England Revolution 1

September 1, 2010 at Gillette Stadium (Foxborough, Mass.)

Att: 10,415

Scoring - MOR - Sabah (penalty kick) 65, Sabah (unassisted) 75

NE - Alston (Schilawski) 79

	Shots	Saves	Fouls	Offsides	Corners
MOR	17	3	18	4	3
NE	9	4	9	6	2





**GILLETTE FRESH & CLEAN BODY WASH.
OUT-OF-THE-SHOWER FRESHNESS THAT LASTS.**

New Fresh & Clean body wash has been engineered to extend that just-out-of-the-shower freshness beyond your shower. For total body freshness, use with Gillette Clear Gel Anti-Perspirant / Deodorant.





NEW
ENGLAND
REVOLUTION
SOCCER

FORT

YOUTH TEAM OVERVIEW

In April 2008, the New England Revolution announced the formation of its fully-funded youth development program, the only fully-funded youth training and development program in New England.

Now in its third year, the Revs field Under-16 and Under-18 teams which compete in the Northeast Division of the prestigious U.S. Soccer Development Academy, and the annual SUM (Soccer United Marketing) U17 Cup, held in conjunction with the MLS All-Star Game.

The U.S. Soccer Development Academy includes the top youth programs from around the country, as well as 13 other MLS clubs' youth development teams.

In an effort to afford the region's players the opportunity to train and compete at an elite level, the Revolution's youth development program is fully-funded by the club. Qualified and talented players are accepted on the teams without regard to their financial situation. All player needs and expenses related to soccer activities - training, facilities, equipment, uniforms, travel associated with competitions - are provided by the Revolution.

The Revolution's technical staff, under the direction of Vice President of Player Personnel Michael Burns, oversees all instruction and development of the teams' players. Bryan Scales, the Revs' Director of Youth Development, runs the program with the assistance of his staff.

Under Major League's Soccer's Home Grown Player initiative, league clubs are able to sign stand-out youth players to the first team without them being exposed in the annual SuperDraft. In November 2010, Diego Fagundez became the team's first-ever Home Grown signing.

Through the structure of MLS' youth development program, players' amateur status is preserved and they do not jeopardize their collegiate eligibility by playing for the Revs' youth teams. Beginning in 2011, youth players are able to play alongside first-team players in the MLS Reserve Division, gaining valuable experience at the highest levels without jeopardizing their college eligibility.

YOUTH PROGRAM DATES OF NOTE

April 3, 2008

Revolution announces launch of Youth Development Program, which will be fully funded by the club and play in U.S. Soccer's Development Academy. The Revs will field Under-16 and Under-18 teams initially, and begin play in the 2008-09 season)

January 7, 2009

Under-18 captain M Scott Caldwell named to U.S. Under-18 Men's National Team to face Chile and Australia

August 26, 2009

Karl Edmonds named Director of Youth Development

March 16, 2010

Under-16 academy defender Christian Sady joined the U.S. National Team Under-15 training camp

June 10, 2010

U16 academy players D Christian Sady and M Diego Fagundez selected for U.S. Under-15 Boys National Team pool

June 16, 2010

U16 and U18 players selected for fourth annual Soccer United Marketing Under-17 Cup

July 19, 2010

U16 M Diego Fagundez named to U15/16 Development Academy Starting XI
U16 players M Diego Fagundez and F Felix Debona earn spots on the U15/16 East Conference Starting XI
U16 head coach Bryan Scales named East Conference Coach of the Year

October 25, 2010

U16 M Declan McCabe called up to the U.S. U15 Boys National Team October training camp
U16 head coach Bryan Scales among U.S. U15 Boys National Team coaches at October training camp
U16 players M Declan McCabe, F Kevin Herrera and M Danny Apajee selected to attend U.S. Soccer Training Center in November

November 1, 2010

U16 head coach Bryan Scales promoted to Director of Youth Development

November 15, 2010

U16 M Diego Fagundez signed as Revolution's first-ever Home Grown Player

December 12, 2010

Former U18 captain Scott Caldwell scores game-winning goal for Akron in NCAA Championship match.

January 29, 2011

Revolution host a U.S. Soccer Development Training Center at the Dana-Farber Field House. U16 players M Daniel Apajee, M/F Diego Fagundez, GK David Hepp, F Kevin Herrera, F Yannick Kabala, F Peguy Ngatcha, D Christian Sady and D Mitchell Taintor selected to attend.



U.S. SOCCER DEVELOPMENT ACADEMY

DEVELOPING THE NEXT GENERATION

The U.S. Soccer Development Academy program is driven by the game and its players, coaches and referees. This game-centric approach allows for long-term development to occur through a deep understanding of what makes players successful around the world. As the sport of soccer grows in the United States, young players in our country need the proper environment to compete against the world's elite. The U.S. Soccer Development Academy program provides the optimum developmental environment for the nation's top youth soccer players, coaches and referees by emphasizing development through quality training and limited, meaningful competition.



Youth National Teams, and 17 were a part of the U.S. rosters for the 2009 FIFA U-17 and U-20 World Cups. Several Academy players have attracted interest and signed with professional clubs both domestically and abroad. Virtually all college programs use the Academy program as a scouting vehicle and the program has received increased attention from professional scouts representing domestic and international clubs. Visit ussoccer.com to view the top Academy teams in action.

MEANINGFUL TRAINING

Academy teams spend a greater amount of time focused on training to improve as individuals and as a team. The teams and players receive direct feedback and evaluations from national team staff and ProZone video analysis. To round-out the complete training environment, Academy teams are tested in their physical capabilities using the SPARQ testing methodology and their hydration levels by Gatorade. They also receive a SPARQ training curriculum for soccer-specific fitness training and nutrition and hydration recommendations from Gatorade's Sports Science Institute. Each athlete then gains a greater understanding of how they compare physically against their peers and what they need to do to achieve their optimal performance levels.

COMPETITIVE ENVIRONMENT

The Academy program features teams from the top youth clubs from around the country. Each Academy team plays approximately 30 regular-season games to ensure all games are meaningful. Games are also played according to FIFA's Laws of the Game and officiated by a pool of the nation's top young referees in order to prepare players for the next level of competition. U.S. Soccer national team scouts regularly attend Academy games, so players are evaluated over the course of the season and in their natural positions allowing for better player assessment.

EARLY SUCCESS

As the program enters its fourth year, it has already dramatically impacted the player development process in the United States. Since inception, more than 300 players from Academy clubs have been included in U.S.

COMPETITION FORMAT

Age Groups

- U-15/16 = Born on or after Jan. 1, 1994
- U-17/18 = Born on or after Jan. 1, 1992
- Players are eligible to be rostered in the older age group

Games

- U-15/16 = Two (2) forty (40) minute halves, 10-minute halftime
- U-17/18 = Two (2) forty-five (45) minute halves, 15-minute half-time
- Official time is kept by the referee
- All games played with the approved Nike game ball
- Gatorade field setup required for all games

Game Day Rosters

- Maximum of 18 players may be selected
- Players may be rostered with both age groups but may only appear in one game per day

Substitutions

- Maximum of seven substitutions
- No re-entry
- Permitted at any stoppage

Discipline

- Players who are sent off will serve a minimum one-match suspension
- The suspension will be served during the club's next scheduled game
- Coaches that are dismissed will be suspended for the remainder of that fixture date and for the club's next scheduled fixture date

SUM UNDER-17 CUP

Every season, Major League Soccer hosts an annual youth development tournament for for age-eligible players in its league clubs: the SUM U-17 Cup.

The 2010 tournament, held in Houston in conjunction with the 2010 MLS All-Star Game, featured clubs from every MLS team for the first time in tournament history.

The tournament showcases the talent in the U17 development squads, and has been a launching platform of sorts for current MLS players Tristan Bowen (Chivas USA), Andy Najar (D.C. United), Bill Hamid (D.C.), Juan Agudelo (New York) and Bryan Leyva (FC Dallas).

The tournament begins with group play, and the top teams from each group advance to the single-game knockout stages.

PAST SUM U17 CUP WINNERS

2007	D.C. United def. Kansas City Wizards, 3-0
2008	Real Salt Lake def. D.C. United, 5-4 on penalty kicks
2009	D.C. United def. FC Dallas, 6-5 on penalty kicks
2010	D.C. United def. Real Salt Lake, 5-4 on penalty kicks



USSF DEVELOPMENT ACADEMY CLUBS

CENTRAL CONFERENCE

FRONTIER DIVISION

Colorado Rapids*	Commerce City, Colo.
Colorado Rush AJ Auxerre	Littleton, Colo.
Sporting Kansas City*	Kansas City, Kan.
Minnesota Thunder Academy	Minneapolis, Minn.
Real Colorado	Centennial, Colo.
Shattuck-St. Mary's Academy	Faribault, Minn.
St. Louis Scott Gallagher Metro	Collinsville, Ill.
St. Louis Scott Gallagher Missouri	Fenton, Mo.

GREAT LAKES DIVISION

Chicago Fire*	Bridgeview, Ill.
Chicago Magic	Frankfort, Ill.
Crew Soccer Academy*	Columbus, Ohio
Derby County Wolves	Wixom, Mich.
FC Milwaukee	Butler, Wis.
Indiana United Academy	Carmel, Ind.
Internationals	North Royalton, Ohio
Sockers FC	Palatine, Ill.
Vardar	Rochester Hills, Mich.

TEXAS DIVISION

Andromeda	Plano, Texas
Classics Elite	San Antonio, Texas
Dallas Texans	Plano, Texas
FC Dallas*	Frisco, Texas
Houston Dynamo*	Houston, Texas
Lonestar SC Academy	Austin, Texas
Solar Chelsea SC	Dallas, Texas
Texans SC Houston	Spring, Texas
Texas Rush AJ Auxerre	The Woodlands, Texas

EAST CONFERENCE

Liberty Division

Alberston SC	Great Neck, N.Y.
Cosmos Academy East	Queens, N.Y.
FC Westchester	Scarsdale, N.Y.
Met Oval	Lynbrook, N.Y.
New York Red Bulls*	Secaucus, N.J.
Players Development Academy	Somerset, N.J.

Mid-Atlantic Division

Baltimore Bays Chelsea	Forest Hill, Md.
D.C. United*	Washington, D.C.
FC DELCO	West Chester, Pa.
Match Fit Chelsea	Bayonne, N.J.
NJSA 04	Aberdeen, N.J.
PA Classics	Manheim, Pa.
Potomac	Potomac, Md.

Northeast Division

Empire United	Orchard Park, N.Y.
FC Greater Boston	Waban, Mass.
New England Revolution*	Foxborough, Mass.
Oakwood SC	Glastonbury, Conn.
Seacoast United	Hampton, N.H.
South Central Premier	Branford, Conn.

SOUTH CONFERENCE

Atlantic Division

CASL Chelsea FC Academy	Raleigh, N.C.
Charlotte Soccer Academy	Matthews, N.C.
McLean Youth Soccer	McLean, Va.
North Carolina Fusion	Greensboro, N.C.
North Meck SC	Cornelius, N.C.
Richmond Kickers	Richmond, Va.
Richmond Strikers	Glen Allen, Va.

Southeast Division

Atlanta Fire United	Duluth, Ga.
Birmingham United	Birmingham, Ala.
Clearwater Chargers	Clearwater, Fla.
Concorde Fire	Atlanta, Ga.
IMG Soccer Academy	Bradenton, Fla.
Kendall SC	Miami, Fla.
South Carolina United	Mt. Pleasant, S.C.
Weston FC	Weston, Fla.

WEST CONFERENCE

Northwest Division

Cal Odyssey	Clovis, Calif.
California Development Academy	Loomis, Calif.
Crossfire Premier	Kirkland, Wash.
De Anza Force	Saratoga, Calif.
San Jose Earthquakes	Santa Clara, Calif.
Santa Cruz County Breakers	Aptos, Calif.
Seattle Sounders FC*	Tukwila, Wash.

SoCal Division

Arsenal FC	Temecula, Calif.
Chivas USA*	Carson, Calif.
Cosmos Academy West	Pasadena, Calif.
Irvine Strikers	Irvine, Calif.
Los Angeles Galaxy*	Carson, Calif.
Nomads SC	La Jolla, Calif.
Pateadores	Rancho Santa Margarita, Calif.
Real Salt Lake-Ariz.*	Casa Grande, Ariz.
Real So Cal	Woodland Hills, Calif.
San Diego Surf	San Diego, Calif.

* MLS-affiliated clubs





BRYAN SCALES

DIRECTOR OF YOUTH
DEVELOPMENT &
HEAD COACH UNDER-16s

Bryan Scales, who was promoted to Director of Youth Development in November, enters his second season with the New England Revolution. In addition to directing the team's youth development program, Scales also serves as the head coach of the Under-16 squad.

Scales oversees the day-to-day management of both the Revolution's Under-16 and Under-18 teams, which recently completed their second seasons in U.S. Soccer's Development Academy and in which both teams advanced to the playoffs for the first time in program history. He will also oversee the youth development program and will work with the Revolution's technical staff to create and implement the youth teams' coaching curriculum and training systems.

Scales, the former head men's soccer coach at UMass-Lowell, is coming off the 2009-10 season in which he led the squad to the Northeast Division title this year and its first-ever appearance in the U.S. Soccer Development Academy playoffs, where they lost a tie-breaker to advance to the national finals. For his efforts, Scales was named the Eastern Conference coach of the year by U.S. Soccer following the season, while 21-goal scorer Diego Fagundez was named to the national U15/16 Development Academy Starting XI, and was signed by the Revolution as the team's first-ever Home Grown Player.

Scales came to the Revolution full-time after stepping down from his post at UMass-Lowell, which he held for two seasons. The Medway, Mass., native came to Lowell from Cornell, where he spent a total of 15 years - four years as an assistant coach (1994-98), followed by a successful 11-year run as head coach (1998-2008). In 2001, Scales was a finalist for national coach of the year honors after leading the Big Red to a No. 22 ranking in the polls and winning the New York region's coach of the year.

Before moving to Cornell, Scales spent two years as an assistant at Harvard (1992-94) and one season as an assistant at Plattsburgh State (1991-92) after a stellar playing career at Hartwick College.

Scales is also an assistant coach with the U.S. Boys (Under-15) National Team.

Scales holds Premier, Advanced National and National Diplomas from the NSCAA.

A 1991 graduate of Hartwick, Scales was a two-year starter in the midfield and defense and helped the Hawks to the 1987 and 1989 NCAA tournaments. A four-year letter winner, Scales received his bachelor's degree in political science.

Scales and his wife, Mindy, have three children: Aiden (10), Ciara (8) and Jack (6) and live in Nashua, N.H.



DEVEN APAJEE

PROGRAM COORDINATOR &
ASSISTANT COACH, UNDER-16s

Deven Apajee is currently in his sixth year with the Revolution, serving in a variety of roles with the club's youth programs. In addition to being the Program Coordinator for the Youth Development Program in which he handles all administrative matters for both the Under-16 and Under-18 teams, Apajee is in his second season as the assistant coach for the Under-18 squad.

In addition to his duties with the Revolution youth teams, Apajee is also the Director of the Revolution Academy, the team's commercial, in-town training program that runs throughout the year across New England. Under Apajee's direction, the Revolution's commercial youth development program expanded into a year-round training and development program in communities from Maine to Rhode Island.

An experienced youth coach and player development professional, Apajee began his coaching experience with Leyton Orient FC in England as the club's Football Development Officer. After coming to the United States, he worked with MLS Camps and then served as the Director of Youth Development for the Chicago Fire. At the youth level, Apajee is the Director of Coach Education & Player Development for Rhode Island's SuperLiga, the state's youth club league, and has coached at the Premier club level for many years.

Apajee possesses an engaging style that commands young players' attention. A native of London, England, Apajee holds USSF "B" and UEFA "B" coaching licenses.

He resides in Cranston, Rhode Island, with his wife, Dawn, and two children. His son Danny is a member of the Revs' Under-16 squad.



JOHN FREDERICK

HEAD COACH, UNDER-18s

John Frederick is currently in his third season on the coaching staff of the New England Revolution's Youth Development Program. Frederick enters the 2011 season in his first year as the head coach of the Revolution's Under-18s. Formerly an assistant coach for the Under-16s, Frederick helped lead the Revs to the top of the Northeast Division and into the U.S. Soccer Development Academy playoffs for the first time in team history in 2009-10.

Formerly an assistant coach for the men's soccer team at the College of the Holy Cross, Frederick holds his USSF "B" coaching license. He also earned his NSCAA Premier Diploma from the Lilleshall National Sports Centre in England in 2004.

Frederick's previous work experience includes time as an assistant coach with the Massachusetts Olympic Development Program Under-17 team, and serving as the head coach for Algonquin Regional High School where he led his 2004 and 2005 teams to the state title and his 2006 team to the state championship game. His 2008 squad went undefeated in the regular season. He was the 2005 Massachusetts Division I Coach of the Year at Algonquin. He also has coaching experience at Marlborough High School's boys' soccer team, and stints with the Tri-Valley Eagles and FC Puma.

He is a 1993 graduate of Vermont.





GARY HALL

ASSISTANT COACH, UNDER-16s

Gary Hall enters his first year with the New England Revolution youth teams as the assistant coach for the Under-16 squad. He is also the Program Development Manager for the Revolution Academy, the team's commercial, in-town training and development program, where he is responsible for a variety of programs including the Regional Development Schools.

An experienced youth soccer coach, Hall began his career coaching for the Sunderland AFC Academy community programs. Hall moved to the U.S. in 2002 to coach for Challenger Sports, and became a trainer for several youth soccer clubs and high schools in the southern New Hampshire area. During his eight-year stint as Regional Director, Hall ran year-round youth soccer development programs for players and coaches from the New England region. Also a coach at the Premier Club Level in the North East region, Hall has coached teams through several state championships, and other regional and national tournaments.

A 2001 graduate of Newcastle College, Hall holds his UEFA "C" License and received a Goalkeeping Certification from the English Football Association. A former Darlington F.C. Professional Academy youth player, Hall played at the Semi-Professional Level in the North East Regional Leagues of England.

He currently resides in Warwick, R.I., with his wife, Dana, and their daughter, Lillian.



KARL SPRATT

GOALKEEPERS COACH

Karl Spratt enters his second season as the goalkeepers coach for the New England Revolution's Youth Development Program after joining the club in November 2009. In Spratt's first season with the organization, both the Under-16s and Under-18s successfully advanced to the U.S. Soccer Development Academy's playoffs for the first time ever.

Spratt's previous work experience includes coaching stints with a variety of English club academy programs, including Sunderland AFC and Darlington FC. He also spent time as the head goalkeepers coach with various universities in the Northeast of England.

A graduate of the University of Sunderland, Spratt holds a bachelor's degree in sport and exercise development and his FA goalkeeping licenses. He has also earned the NSCAA's National Goalkeeping Diploma.

A native of Newcastle, England, Spratt spent time as a player with Manchester United's youth academy, while he was also part of an England National Team developmental squad at the Under-18 level. In addition to his work with the Revolution, Spratt is a full-time instructor with Challenger Sports.

ACADEMY ALUMNI

Player	Years w/ Revs	College Year	Position	Current Team/Club
Jordan Branco	2008-09	So.	F	Southern New Hampshire University
Scott Caldwell	2008-09	So.	M	University of Akron
Felix DeBona	2008-10		F	Malaga CF (ESP)
James Doherty	2008-09	Fr.	D	Boston College
Chris Foley	2008-10	Fr.	GK	Yavapai College
Doug Hanly	2008-09	So.	D	Fordham University
Sawyer Kissen	2008-10	Fr.	D/M	University of Chicago
Kenneth Kolbeck	2008-10	Fr.	D	Quinnipiac University
Cody Osgood	2008-10	Fr.	F/M	Bentley University
Evan Polanik	2008-09	So.	GK	Holy Cross
Ruben Resendes	2008-09	So.	M	Southern New Hampshire University
Daniel Sangster	2008-09	Fr.	D	University of Hartford
Jan Trnka-Amrhein	2008-09	Jr.	GK	Duke University
Chris Tsonis	2008-09	Fr.	F	Southern New Hampshire University
Jonni Ventura	2008-10	Fr.	F	Mercer Community College
Joshua Vlasich	2008-10	Fr.	F/M	Siena State



2011 SCHEDULE

Day, Date	Opponent (Location)	U18s Kickoff	U16s Kickoff
MARCH			
Sat. 5	NJSA 04 (Gillette Stadium, Foxborough, Mass.)	10 a.m.	12:30 p.m.
Sun. 6	Match Fit Chelsea (Gillette Stadium, Foxborough, Mass.)	10 a.m.	12:30 p.m.
Sat. 12	PA Classics (Gillette Stadium, Foxborough, Mass.)	10 a.m.	12:30 p.m.
Sun. 13	FC Delco (Gillette Stadium, Foxborough, Mass.)	10 a.m.	12:30 p.m.
Sat. 19	Potomac (Gillette Stadium, Foxborough, Mass.)	1 p.m.	3:30 p.m.
Sun. 20	Baltimore Bays Chelsea (Gillette Stadium, Foxborough, Mass.)	10 a.m.	12:30 p.m.
Sat. 26	at Met Oval (Metropolitan Oval, Maspeth, N.Y.)	12 p.m.	2:30 p.m.
Sun. 27	at Cosmos Academy East (Aviator Sports and Recreation, Brooklyn, N.Y.)	12:30 p.m.	3 p.m.

APRIL

Sat. 2	at Players Development Academy (PDA Facility, Zarephath, N.J.)	2 p.m.	4:30 p.m.
Sun. 3	at New York Red Bulls (NJIT, Newark, N.J.)	1 p.m.	3:30 p.m.
Sun. 10	D.C. United (Gillette Stadium, Foxborough, Mass.)	10 a.m.	12:30 p.m.
Sat. 16	at Seacoast United (Seacoast United Soccer Complex, Epping, N.H.)	12 p.m.	2:30 p.m.
Sun. 17	at Empire United (Nottingham High School, Syracuse, N.Y.)	12 p.m.	2:30 p.m.
Sat. 30	at FC Greater Boston (Harvard University, Cambridge, Mass.)	10 a.m.	12:30 p.m.

MAY

Sat. 14	South Central Premier (Gillette Stadium, Foxborough, Mass.)	10 a.m.	12:30 p.m.
Sun. 15	Oakwood Soccer Club (Gillette Stadium, Foxborough, Mass.)	10 a.m.	12:30 p.m.
Sat. 21	Empire United (Durfee High School, Fall River, Mass.)	10 a.m.	12:30 p.m.
Sun. 22	Seacoast United (Durfee High School, Fall River, Mass.)	10 a.m.	12:30 p.m.
Sat. 28	FC Greater Boston (Gillette Stadium, Foxborough, Mass.)	10 a.m.	12:30 p.m.

JUNE

Sat. 11	at Oakwood Soccer Club (TD Bank Oakwood Soccer Park, Portland, Conn.)	2 p.m.	4:30 p.m.
Sun. 12	at South Central Premier (University of Bridgeport, Bridgeport, Conn.)	11 a.m.	1:30 p.m.

(Subject to change. Visit revolutionsoccer.net for the most up-to-date schedule and game announcements.)



2011 UNDER-18 ROSTER

#	PLAYER	POS	HGT	HOMETOWN	LAST CLUB
1	Tyler Zon	GK	6-1	Wellesley, Mass.	FC United
3	Eric Buck	M/D	6-0	Brookline, Mass.	NE Aztecs
7	Andrew Waddington	M/D	6-1	Jamestown, R.I.	FC Rams
8	Cole Denormandie	F	6-1	Lincoln, Mass.	FC Stars
9	Michael Rincon	M/F	5-9	Malden, Mass.	Boston Blast
12	Jose Silva	GK	5-11	Northborough, Mass.	FC Puma
13	Kyle Gordon	D	5-9	Uxbridge, Mass.	FC Bruno United
15	Sean MacDonald	D	6-1	Candia, N.H.	NH Classics
16	Daniel Chmura	D	6-0	Wilbraham, Mass.	Western FC
19	Felipe Fagundes	D/M	6-1	Lowell, Mass.	Inter SC
21	Fernando Baptista	F	6-0	New Bedford, Mass.	Taunton Sports
22	Adrian Reifsynder	D/M	5-9	Newton, Mass.	Seacoast United
23	Juan Moreira	D/M	6-1	Leominster, Mass.	FC Puma
24	Tanor Jobe	F	5-10	Uxbridge, Mass.	FC Bolts
28	Fabio Machado, Jr.	F	5-11	Leominster, Mass.	FC Puma
30	Daniel Tchen	D	6-2	Concord, Mass.	FC Blazers
32	Cameron Bielski	M	5-9	Dover, Mass.	NEFC
33	Matthew Keys	D	6-3	Norfolk, Mass.	FC Blazers
39	Ryan Simpson	GK	5-10	North Andover, Mass.	NE Aztecs
44	Bryan DaSilva	F/M	5-10	Millford, Mass.	FC Puma





#1 TYLER ZON
Goalkeeper



#3 ERIC BUCK
Midfielder/Defender



#7 ANDREW WADDINGTON
Midfielder/Defender



#8 COLE DENORMANDIE
Forward



#9 MICHAEL RINCON
Midfielder/Forward




#12 JOSE SILVA
Goalkeeper



#13 KYLE GORDON
Defender



#15 SEAN MacDONALD
Defender



#16 DANIEL CHMURA
Defender



#19 FELIPE FEGUNDES
Defender/Midfielder



#21 FERNANDO BAPTISTA
Forward



#22 ADRIAN REIFSNYDER
Defender/Midfielder



#23 JUAN MOREIRA
Defender/Midfielder



#24 TANOR JOBE
Forward



#28 FABIO MACHADO, Jr.
Forward




#30 DANIEL TCHEN
Defender



#32 CAMERON BIELSKI
Midfielder



#33 MATTHEW KEYS
Defender



#39 RYAN SIMPSON
Goalkeeper



#44 BRYAN DaSILVA
Forward/Midfielder



JOHN FREDERICKS
Under-18 Head Coach



DEVEN APAJEE
Under-18 Assistant Coach



KARL SPRATT
Goalkeepers Coach

2011 UNDER-16 ROSTER

#	PLAYER	POS	HGT	HOMETOWN	LAST CLUB
2	Willis Griffith	D	6-0	Amherst, N.H.	Seacoast United
4	Will Szostkiewicz	D	5-9	Longmeadow, Mass.	MPS
5	Derek Blanchette	D/M	5-1	Hope, R.I.	Blackwatch Premier
6	Kelvin Castillo	F	5-9	Central Falls, R.I.	Explosion FC
10	Diego Fagundez	M	5-8	Leominster, Mass.	FC United
11	Derik Medeiros	D/M	5-5	Fall River, Mass.	Bayside
14	Daniel Apajee	M	5-7	Cranston, R.I.	Blackwatch Premier
17	Ryan Kingsley	M	5-9	North Attleboro, Mass.	Blackwatch Premier
18	Devin Devoy	F/M	5-8	North Attleboro, Mass.	Boston Bolts
20	Evan Rosa	M	5-11	Rehoboth, Mass.	Bayside
24	Declan McCabe	M	5-8	Weston, Mass.	MPS
25	Federico Ferre	M	5-5	Waltham, Mass.	MPS
26	Yannick Kabala	F	5-8	Manchester, N.H.	NH Classics
27	Steven Duncan	F/M	5-5	Barrington, R.I.	Blackwatch Premier
29	Kevin Herrera	F	5-8	Lynn, Mass.	FC Bolts
31	Forest Sisk	M/D	5-10	Sudbury, Mass.	Boston Bolts
34	Jack Hilger	M	5-9	Hopkinton, Mass.	FC Puma
36	Dominik Machado	M	5-8	Attleboro, Mass.	Explosion FC
37	Matt Bitchell	F	5-11	Byfield, Mass.	FC Bolts
38	Peguy Ngatcha	F	6-0	Manchester, N.H.	NH Classics
40	David Hepp	GK	5-10	Natick, Mass.	MPS
41	Christian Sady	D	5-8	North Andover, Mass.	NE Aztecs
42	Mitchell Taintor	D	6-2	Storrs, Conn.	Northeast United
43	Matthew Mozynski	GK	5-10	Bellingham, Mass.	MPS
57	Jerry Tamfu	M	5-7	Leominster, Mass.	NEFC





#2 WILLIS GRIFFITH
Defender



#4 WILL SZOSTKIEWICZ
Defender



#5 DEREK BLANCHETTE
Defender/Midfielder



#6 KELVIN CASTILLO
Forward



#10 DIEGO FAGUNDEZ
Midfielder/Forward



#11 DERIK MEDEIROS
Defender/Midfielder



#14 DANIEL APAJEE
Midfielder



#17 RYAN KINGSLEY
Midfielder



#18 DEVIN DEVOY
Midfielder/Forward



#20 EVAN ROSA
Midfielder



#24 DECLAN McCABE
Midfielder



#25 FEDERICO FERRE
Midfielder



#26 YANNICK KABALA
Forward



#27 STEVEN DUNCAN
Forward/Midfielder



#29 KEVIN HERRERA
Forward



#31 FOREST SISK
Midfielder/Defender



#34 JACK HILGER
Midfielder



#36 DOMINIK MACHADO
Midfielder



#37 MATT BITCHELL
Forward



#38 PEGUY NGATCHA
Forward



#40 DAVID HEPP
Defender



#41 CHRISTIAN SADY
Defender



#42 MITCHELL TAINTOR
Defender



#43 MATTHEW MOZYSKI
Defender/Midfielder



#57 JERRY TAMFU
Forward



BRYAN SCALES
Under-16 Head Coach



GARY HALL
Under-16 Assistant Coach



KARL SPRATT
Goalkeepers Coach



discover.

satisfaction



With strategic supply chain execution from **ModusLink**.

ModusLink is a leading provider of global supply chain management solutions with 25 years of experience helping technology companies compete more effectively.

Wouldn't you be *satisfied*...

- if you discovered **SPEED** to bring your products to market more quickly
- if you discovered **SAVINGS** by reducing inventory excess and obsolescence
- if you discovered **EFFICIENCY** by using the right tools and technology



* Actual client results

Contact us today . . .
and discover the satisfaction.


ModusLink
GLOBAL SOLUTIONS

info@moduslink.com ■ 781-663-5000

www.moduslink.com



MAJOR LEAGUE SOCCER

FORT

MLS STAFF DIRECTORY



420 Fifth Avenue, 7th Floor New York, New York 10018
Phone (212) 450-1200 Fax (212) 450-1300
www.MLSsoccer.com



DON GARB
MLS Commissioner

COMMISSIONER'S OFFICE

Commissioner	Don Garber
President, MLS	Mark Abbott
President, SUM	Kathy Carter
Chief Financial Officer	Sean Prendergast
Chief Marketing Officer	J. Russell Findlay
Executive Vice President, MLS	JoAnn Neale
Executive Assistant to the Commissioner	Erin Grady
Executive Assistant, MLS	Ashley Drezner
Executive Assistant, SUM	Alyssa Enverga

BROADCASTING

Senior Director, Broadcasting	Larry Tiscornia
Manager, Broadcasting	Johanna Rojas

BUSINESS DEVELOPMENT

Vice President, Business Development	Michael Candler
Manager, Business Development	Matt Hill
Manager, Business Development	Anthony Rivera
Account Executive, Business Development	Luis Rodriguez
Executive Assistant	Monique Beau

CLUB SERVICES

Head of Club Services	Paul Mott
Vice President, Club Services	Brad Pursell
Vice President, Club Services	Bryant Pfeiffer
Senior Director, Club Services	Declan Bolger
Consultant, Club Services	Dave Mosca

COMMUNICATIONS

Executive Vice President, Communications	Dan Courtemanche
Senior Director, International Communications	Marisabel Munoz
Director, Communications	Will Kuhns
Director, Corporate Communications	Sean Dennison
Manager, Communications	Lauren Brophy
Coordinator, International Communications	Irene Gutierrez
Coordinator, New Media Public Relations	Susan Marshall
Consultant, Communications	Rick Lawes
Consultant, International Communications	Gabriel Gabor

COMPETITION, LABOR RELATIONS & PLAYER DEVELOPMENT

Exec Vice President, Competition, Labor and Player Relations	J. Todd Durbin
Exec. Vice President, Competition, Technical & Game Operations	Nelson Rodriguez
Vice President, Player Relations and Competition	Lino DiCuccio
Director, Player Programs	Allonso Mondelo
Director, Player Relations and Competition	Tim Bezbatchenko
Director, Player Relations and Competition	Ali Curtis
Director, Player Relations and Competition	Jessica Minetti
Coordinator, Player Relations & Competition	Meghan Cameron

CONSUMER PRODUCTS

Vice President, Consumer Products	Stuart Crystal
Coordinator, Consumer Products	Tanya Rojas

DIGITAL STRATEGY & SALES

Vice President, SUM Digital Network	Eric Krasnoo
Director, Digital Strategy	Chris Schlosser
Director, SUM Digital Network	Amanda Angelini
Account Manager, SUM Ad Network	Tim Rilecy
Consultant, Digital Strategy	Juan Carlos Delgado

FINANCE

Director, Payroll & Tax	Walter Konopka
Director, Finance	Josh Neier
Manager, Accounting	Yessenia Martinez
Manager, Finance	Dustin Smith
Staff Accountant	Edwin Fernandez
Coordinator, Accounts Payable	Camille Carillo
Staff Accountant, Finance & Accounting	Gigi Li
Staff Accountant	Oscar Orlando

GAME OPERATIONS

Senior Director, Operations	Evan Dabby
Operations Manager, Consultant	Jan Osborne
MLS Team Travel Consultant	Stephanie Teichman

HUMAN RESOURCES & ADMINISTRATION

Senior Director, Human Resources & Administration	Susie DeFrancis
Coordinator, Human Resources & Administration	Donna Martinez
Manager, Benefits	Yanick Sohan
Manager, Benefits	Jennifer Tunis
Office Administrator	Georgia Crosby
Receptionist	Catherine Irick

INFORMATION TECHNOLOGY

Vice President, Information Technology	John Sullivan
Coordinator, Information Technology	Christian Barris

INTERNATIONAL BUSINESS

Executive Vice President, International Business & Special Events	Will Wilson
Senior Director, SUM International	Orlando Conzaga
Director, International Business	Marco Liceaga
Director, International Business	Court Jesse
Manager, SUM Game Operations	Jeff Thiffault
Operations Coordinator, SUM International	Art Castro
Consultant, International Business and Operations	Thom Meredith

LEGAL

Senior Vice President and General Counsel	William Z. Ordover
Legal Counsel	Giselle Torres
Legal Counsel	Brett Lashbrook
Administrator, Legal	Jasmin Rivera

MARKETING & COMMUNITY RELATIONS

Manager, Marketing	Charlie Shin
Director, Community Relations	Jan Greenberg
Coordinator, Community Relations	Katie Proudman
Creative Director	Thibault Chevillard
Traffic Coordinator	Michele DeMaria
Graphic Designer	Nate Ripp
Graphic Designer	Brian Keyrouze
Coordinator, Marketing Programs	Jesse Perl

MLSsoccer.com and FutbolMLS.com

Editor-in-Chief, MLSsoccer.com	Greg Lalas
Managing Editor	Jonah Freedman
Editor, FutbolMLS.com	Camilo Durana
Director, Video Content, MLS Digital	Kristel Valencia
Digital Content Manager	Jason Saghini
Director, Product Development and Club Services, MLS Digital	Shawn Francis
Lead Producer	Chris Bettin
Multimedia Coordinator/Editor for Broadcasting	Scott Riddell
	Daniel Haiek

PARTNERSHIP MARKETING

Vice President, Partnership Marketing	David Wright
Senior Director, Partnership Marketing	Russell Sargeant
Director, Hispanic Business	Camilo Durana
Marketing Operations Manager	Craig McCarthy
Manager, Partnership Marketing	Cathy Romany
Account Executive, Partnership Marketing	Emily Behncke
Account Executive, Partnership Marketing	Izchael Salgado
Account Executive, Partnership Marketing	Lina Staropoli
Coordinator, Partnership Marketing	Brendan Fitzgerald

SPECIAL EVENTS

Vice President, Special Events	Jon Maurillo
Manager, Special Events	Lindsay Nevins
Manager, Special Events	Alexandra Rieben

MLS PLAYER RULES AND REGULATIONS

I. MLS ROSTER COMPOSITION

A Major League Soccer club's first team roster is comprised of up to 30 players. All 30 players are eligible for selection to each 18-player game-day squad during the regular season and playoffs.

Salary & Budget

- o Players occupying roster spots 1-20 count against the club's 2011 salary budget of \$2,675,000, and are referred to collectively as the club's Salary Budget Players.
 - Roster spots 19 and 20 are not required to be filled, and teams may spread their salary budget across only 18 Salary Budget Players. A minimum salary budget charge will be imputed against a team's salary budget for each unfilled senior roster slot below 18.
 - The maximum budget charge for a single player is \$335,000.*
 - A Designated Player counts \$335,000 against the club's salary budget, unless the player joins his club in the middle of the season, in which case his budget charge will be \$167,500.
- NOTE: See section entitled Allocation Money below, under Player Acquisition Mechanisms, for details on buying down a player's budget charge.
- o Players occupying roster spots 21-30 do not count against the club's salary budget, and are referred to collectively as the club's Off-Budget Players (maximum of 10 per team).
 - All Generation adidas players are Off-Budget players.
- o Players occupying roster spots 1-24 will earn at least \$42,000 in 2011.
- o Players occupying roster spots 25-30 will earn at least \$32,600 in 2011.
 - Clubs may elect to leave up to two of these roster spots (25-30) vacant and use \$35,000 for each empty spot as allocation money.
 - Clubs may sign up to two Home Grown Players to Generation adidas contracts.

Age Designations

- o Any player making \$32,600 must be under the age 25 (does not turn 25 or older in 2011).

Domestic/International

- o In 2011, a total of 144 international slots are divided among the 18 clubs. Each club began with eight international slots, which are tradable. There is no limit on the number of international slots on each club's roster.
 - The remaining roster slots must belong to domestic players. For clubs based in the United States, a domestic player is either a U.S. citizen, a permanent resident (green card holder) or the holder of other special status (e.g., refugee or asylum status).
- o The two MLS clubs based in Canada – Toronto FC and Vancouver Whitecaps FC – began with eight international slots, but their domestic slots may be filled with either Canadian or U.S. domestic players.
 - MLS clubs based in Canada are required to have a minimum of three Canadian domestic players on their rosters.
 - Players with the legal right to work in Canada are considered Canadian domestic players (i.e., Canadian citizen, permanent resident, part of a protected class).

NOTE: The terms Home Grown and Generation adidas are used to describe mechanisms by which players are acquired. They are not roster designations. All players' roster slots are determined by their compensation and/or age as outlined above.

II. PLAYER ACQUISITION MECHANISMS

MLS teams may acquire players and add them to their rosters via the following mechanisms:

(A) ALLOCATION RANKING

The allocation ranking is the mechanism used to determine which MLS club has first priority to acquire a U.S. National Team player who signs with MLS after playing abroad, or a former MLS player who returns to the League after having gone to a club abroad for a transfer fee. The allocation rankings may also be used in the event two or more clubs file a request for the same player on the same day. The allocations will be ranked in reverse order of finish for the 2010 season, taking playoff performance into account.

Once the club uses its allocation ranking to acquire a player, it drops to the bottom of the list. A ranking can be traded, provided that part of the compensation received in return is another club's ranking. At all times, each club is assigned one ranking. The rankings reset at the end of each MLS League season.

Allocation Money

Allocation money is a resource available to clubs in addition to their respective salary budgets.

A club may receive allocation money for:

- (1) failure to qualify for the MLS Cup Playoffs;
- (2) the transfer of a player to a club outside of MLS for value;
- (3) expansion status;
- (4) qualification for the CONCACAF Champions League;

Each year the MLS Competition Committee determines the allocation amount to be made available to each club. Allocation money can



be traded by clubs. Allocation money does not count against a club's salary budget and can be used:

- To sign players new to MLS (that is, a player who did not play in MLS during the previous season).
- To re-sign an existing MLS player, subject to League approval.
- To "buy-down" a player's salary budget charge below the League maximum of \$335,000.
- In connection with the exercise of an option to purchase a player's rights or the extension of a player's contract for the second year provided the player was new to MLS in the immediately prior year.

NOTE: To protect the interests of MLS and its clubs during discussions with prospective players or clubs in other leagues, amounts of allocation money held by each club will not be shared publicly. (Similarly, most clubs in other countries do not announce the amount of money they plan to spend during a given transfer window.)

(B) DESIGNATED PLAYER

The Designated Player Rule allows clubs to acquire up to three players whose salaries exceed their budget charges, with the club bearing financial responsibility for the amount of compensation above each player's budget charge. Designated Player slots may be used to acquire players new to MLS or to retain current MLS players, subject to League approval.

In 2011, a Designated Player's salary budget charge will be \$335,000, unless the player joins his club in the middle of the season, in which case his budget charge will be \$167,500.

Each club has two Designated Player slots, and clubs are allowed to "purchase" a third Designated Player slot for a one-time fee of \$250,000 that will be dispersed in the form of allocation money to all clubs that do not have three Designated Players.

Designated Player slots are not tradable.

Clubs have the option of "buying down" the budget charge of a Designated Player with allocation money. The reduced charge may not be less than \$150,000.

(C) SUPERDRAFT

The 2011 MLS SuperDraft, held Jan. 13 in Baltimore, Md., consisted of three rounds of 18 picks for a total of 54 player selections. A supplemental draft was held Jan. 18 via teleconference and consisted of three rounds.

The majority of draft prospects are NCAA college seniors who have exhausted their college eligibility. Generation adidas players and non-collegiate international players are also eligible for selection in the SuperDraft and supplemental draft. Clubs may nominate players for the League's draft-eligible list, and only players from that list may be selected.

Generation adidas is a joint program between MLS and adidas that is dedicated to developing exceptional domestic talent in a professional environment. Each year, a handful of top domestic underclassmen and youth national team players are signed to the league and placed in the SuperDraft through this program. Generation adidas players also receive an educational stipend.

Draft Order: Through the Expansion Priority Draft, Vancouver Whitecaps FC earned the first selection in the 2011 MLS SuperDraft while the Portland Timbers selected second. The next six selections went to clubs that did not qualify for the 2010 MLS Cup Playoffs beginning with the club with fewest regular season points (3 points per win, one point per tie). The remaining eight positions were ranked by fewest regular season points among the teams that were eliminated in the same round of the MLS Cup Playoffs.

Unless claimed on waivers, a player who was drafted by a particular team through the SuperDraft or supplemental draft and did not sign with the League, is placed on that team's "College Protected List" until the second December 31 following the draft in question, after which the team loses the rights to the player.

(D) TRADES

Players, SuperDraft and supplemental draft picks, allocation money, allocation rankings, and international player slots may all be exchanged in trades approved by the MLS League Office, provided all of the necessary rules regarding roster and salary budget compliance are met and the trade is completed during a valid trading period. No trades may occur after the Roster Freeze Deadline of September 15, 2011 at 5 p.m. ET.

(E) DISCOVERY SIGNINGS

Clubs may make discovery claims on players not yet under MLS contract who are not subject to the allocation ranking or lottery mechanisms.

Each club has the opportunity to make six discovery signings per season (expansion teams may make 10 discovery signings in their inaugural season). A club may have up to 10 discovery claims on unsigned players at any time and may remove or add players at any time. The last day for discovery player signings is September 15, 2011 – coinciding with the roster freeze date and trade deadline.

The six discovery signings can be used to fill senior roster spots only. If multiple clubs claim the same player using a discovery, the club that filed the claim first will have first rights to the player. Discovery claims expire following each season. If the League and player are unable to reach an agreement during the season, the club that first filed the discovery retains the right of first refusal in the event the player is later signed by the League.

NOTE: To protect interests of MLS clubs in scouting and negotiations with prospective players, the League office will not publicize the names of players on club discovery lists, nor specify if a discovery claim has been filed on a particular player.



(F) HOME GROWN PLAYER SIGNINGS

A club may sign a player to his first professional contract without subjecting him to the MLS SuperDraft if the player has trained for at least one year in the club's youth development program and has met League criteria. Players joining MLS through this mechanism are known as Home Grown Players.

There is no limit to the number of Home Grown Players a club may sign in a given year.

(G) RE-ENTRY PROCESS

The 2011 Re-Entry Process will commence after MLS Cup. The priority order for the Re-Entry Draft is reverse order of finish in 2011, taking into account playoff performance.

Available to all teams in Stage 1 of the Re-Entry draft will be:

1. Players who are at least 23 years old and have a minimum of three years experience in MLS whose options were not exercised by their clubs (available at option salary for 2012)
2. Players who are at least 25 years old with a minimum of four years of MLS experience who are out of contract and whose club does not wish to re-sign them at their previous salary (available for at least their 2011 salary).
3. Players who are at least 30 years old with a minimum of eight years of MLS experience who are out of contract and whose club does not wish to re-sign them (available for at least 105% of their 2011 salary).

Players who are not selected in Stage 1 of the Re-Entry Draft will be made available in Stage 2. Clubs selecting players in Stage 2 will negotiate a new salary with the player.

Players who remain unselected after Stage 2 will be available to any MLS club on a first come, first serve basis.

(H) WAIVERS

A team may place a player on waivers at any time during the regular season at which point he is made available to all other teams. The waiver claiming period shall commence on the first business day after the League delivers notice to teams and shall expire at 5 p.m. EST on the second business day after the Waiver Period Commencement Date. The claiming period is 48 hours.

The Waiver Draft order is determined via points per game once all teams have played at least three MLS League games. If the waiver takes place prior to all teams playing in at least three League games, priority shall be granted based upon the prior year's performance, taking playoff performance first, with teams eliminated from playoff contention at the same stage separated according to their point totals through the end of the regular season. New expansion teams shall be at the bottom of the waiver order.

Once a team selects a player off waivers, that club is automatically moved to the bottom of the priority list for subsequent waiver selections in a given season, regardless of its points-per-game total. Players who may be placed on the MLS waiver wire are as follows:

- (i) A player waived by an MLS team in the current season;
- (ii) A player who completed his college eligibility within the past season, who was not made available in the SuperDraft or supplemental draft;
- (iii) A player who has remaining college eligibility (and was not made available in the SuperDraft or supplemental draft), but the League at its discretion and after taking into account exceptional circumstances determines the player may be offered an MLS contract;
- (iv) A player who has played in MLS previously where his last MLS team does not wish to exercise their right of first refusal, except in the case of returning U.S. National Team players as stated above.
- (v) A player who was drafted in the SuperDraft or supplemental draft, and who after a trial with the club is not offered a contract by the first Monday of June.

(I) LOTTERY

Some players shall be assigned to MLS teams via the weighted Lottery process. Any team assigned a player through the lottery in any particular season shall not be assigned another lottery player that season unless and until all teams have received a lottery player or have agreed to waive their option to participate in a Lottery. The players made available through lotteries include:

- (i) Generation adidas players signed after the MLS SuperDraft;
- (ii) Draft eligible players to whom an MLS contract was offered but who failed to sign with the League prior to the Draft.

The weighted lottery takes into consideration each team's performance over its last 30 regular season games and the most recent postseason. The team with the worst record over its last 30 regular season games (dating back to previous season if necessary and taking playoff performance into account) will have the greatest probability of winning the lottery. Teams are not required to participate in a lottery. Players are assigned via the lottery system in order to prevent a player from potentially influencing his destination club with a strategic holdout.

(J) EXTREME HARDSHIP CALL-UPS

Teams may add players to their roster in cases of "extreme hardship" as follows: (1) a club with three goalkeepers on its 30-man roster, but has less than two available goalkeepers or (2) a team has less than 15 available players. Extreme hardship call-ups are made on a game-by-game basis.

(K) SEASON-ENDING INJURY REPLACEMENTS

A team with a player lost to a season-ending injury can replace that player on its roster, while remaining responsible for the full amount of the injured player's salary. A player can be placed on the season-ending injury list once another player has been signed as a replacement (provided the team has budget space). International player limits still apply at the time a season-ending replacement is made (with the player being replaced not counting against those limits).



(L) SHORT-TERM INJURY REPLACEMENTS

A team with a player who has a short-term injury can replace that player on its roster, while remaining responsible for the full amount of the injured player's salary. A player can be placed on the short-term injured reserve list once another player has been signed as a replacement (provided the team has budget space). Note that the injured player will have to sit out a minimum of six MLS League matches before he can rejoin the team's roster. International player limits still apply at the time a short-term replacement is made (with the player being replaced not counting against those limits).

NOTE: No changes may be made to a team's active full roster during the period beginning on September 16, 2011 (day after Roster Freeze Date) through the day after MLS Cup. Nevertheless, a team may obtain players in accordance with the extreme hardship rules and procedures to replace players who are injured or otherwise legitimately unavailable after the Roster Freeze Date. Any other replacements after the Roster Freeze Date may only be made in exceptional circumstances in the League's sole and absolute discretion.

(III.) METHODS OF RELEASING PLAYERS

(A) WAIVERS

Teams may waive players based on performance at any time during the MLS season. Players with guaranteed contracts will continue to have their salary budget charge applied to the team salary budget, subject to any settlement. Players on semi-guaranteed contracts can be waived prior to July 1 of any year and free up the corresponding budget space. If a player on a semi-guaranteed contract is waived after July 1, his salary budget charge will count against the team's salary budget and the team waiving the player will not receive a replacement except under the normal player acquisition mechanisms. Any settlement amount will be charged to the team's salary budget.

(B) TRANSFERS AND LOANS

An MLS player may be transferred or loaned at any time to a team outside the League (subject to that team's Federation's transfer window), subject to the consent of the player.

The registration windows – the dates between which MLS may request the transfer certificate of a player under contract in another country – are as follows:

January 21 – April 15 (Primary Window)
July 15 – August 14 (Secondary Window)

(C) CONTRACT EXPIRATION

When a player's contract expires, the player does not count against the roster or budget of the team in question. Subject to the Re-Entry Draft rules, a team retains the rights to the player indefinitely following the expiration of a contract only if attempts were made to re-sign the player.

(D) BUYOUT OF GUARANTEED CONTRACT

Teams may have the ability to buyout one guaranteed player as follows:

- A Team may buy out one (1) guaranteed player (including a DP's) contract during the off-season and free up the corresponding budget space. Such a buyout is at the particular MLS Team's own expense.
- A Team may not free up budget space with a buyout of a player's salary budget charge during the season. Such a buyout will be conducted by the League and count on a Club's budget in a manner consistent with current MLS guidelines.

(IV.) RIGHT OF FIRST REFUSAL

Right of first refusal grants one MLS club the first opportunity to add a player to its roster in the event that the player signs with MLS. Holding a right of first refusal applies only within MLS and does not indicate holding of the player's International Transfer Certificate.

OUT OF CONTRACT PLAYERS / OPTIONS NOT PICKED UP: Subject to the Re-Entry Draft rules, a team retains the right of first refusal to the player indefinitely only if attempts were made to re-sign the player.

DRAFTED BUT NOT SIGNED: A player who was drafted by a particular team through the SuperDraft or supplemental draft and did not sign, or who as of the first Monday in June is not offered a contract after a trial and clears waivers, is placed on that team's "College Protected List" until the second December 31 immediately following the draft in question, after which the team loses the rights to sign the player.

PLAYER TRANSFERRED OUTSIDE MLS: If a team receives allocation money as a result of a player's transfer, the team does not retain a right of first refusal.



2010 IN REVIEW

FINAL STANDINGS

EASTERN CONFERENCE										OVERALL										HOME					AWAY				
Team	GP	W	L	T	Pts.	GF	GA	+/-		W	L	T	GF	GA	W	L	T	GF	GA		W	L	T	GF	GA				
New York	30	15	9	6	51	38	29	9		10	3	2	18	9	5	6	4	20	20		5	6	4	20	20				
Columbus	30	14	8	8	50	40	34	6		10	3	2	22	12	4	5	6	18	22		4	5	6	18	22				
Kansas City	30	11	13	6	39	36	35	1		7	5	3	25	19	4	8	3	11	16		4	8	3	11	16				
Chicago	30	9	12	9	36	37	38	-1		4	4	7	14	13	5	8	2	23	25		5	8	2	23	25				
Toronto FC	30	9	13	8	35	33	41	-8		6	3	6	19	15	3	10	2	14	26		3	10	2	14	26				
New England	30	9	16	5	32	32	50	-18		7	5	3	21	18	2	11	2	11	32		2	11	2	11	32				
Philadelphia	30	8	15	7	31	35	49	-14		6	3	6	22	16	2	12	1	13	33		2	12	1	13	33				
D.C. United	30	6	20	4	22	21	47	-26		3	11	1	12	25	3	9	3	9	22		3	9	3	9	22				

WESTERN CONFERENCE									OVERALL									HOME					AWAY				
Team	GP	W	L	T	Pts.	GF	GA	+/-	W	L	T	GF	GA	W	L	T	GF	GA									
Los Angeles	30	18	7	5	59	44	26	18	9	4	2	27	19	9	3	3	17	7									
Real Salt Lake	30	15	4	11	56	45	20	25	11	0	4	31	7	4	4	7	14	13									
FC Dallas	30	12	4	14	50	42	28	14	8	1	6	25	13	4	3	8	17	15									
Seattle	30	14	10	6	48	39	35	4	8	4	3	21	16	6	6	3	18	19									
Colorado	30	12	8	10	46	44	32	12	8	2	5	26	11	4	6	5	18	21									
San Jose	30	13	10	7	46	34	33	1	7	5	3	17	14	6	5	4	17	19									
Houston	30	9	15	6	33	40	49	-9	6	6	3	25	21	3	9	3	15	28									
Chivas USA	30	8	18	4	28	31	45	-14	6	7	2	19	19	2	11	2	12	26									

2010 MLS CUP PLAYOFFS

EASTERN CONF. SEMIFINAL SERIES

#3 New York Red Bulls vs. #8 San Jose Earthquakes
(San Jose won series, 3-2, on aggregate)

Saturday, Oct. 30: New York 1 at San Jose 0
Thursday, Nov. 4: San Jose 3 at New York 1

#4 Columbus Crew vs. #7 Colorado Rapids

(Colorado advanced on penalties, 5-4)

Thursday, Oct. 28: Columbus 0 at Colorado 1
Saturday, Nov. 6: Colorado 1 at Columbus 2

WESTERN CONF. SEMIFINAL SERIES

#1 LA Galaxy vs. #6 Seattle Sounders FC
(LA won series, 3-1, on aggregate)

Sunday, Oct. 31: LA 1 at Seattle 0
Sunday, Nov. 7: Seattle 1 at LA 2

#2 Real Salt Lake vs. #5 FC Dallas

(Dallas won series, 3-2, on aggregate)

Saturday, Oct. 30: Real Salt Lake 1 at FC Dallas 2
Saturday, Nov. 6: FC Dallas 1 at Real Salt Lake 1

EASTERN CONFERENCE CHAMPIONSHIP

San Jose Earthquakes at Colorado Rapids

Saturday, Nov. 13: San Jose 0 at Colorado 1

WESTERN CONFERENCE CHAMPIONSHIP

FC Dallas at LA Galaxy

Sunday, Nov. 14: FC Dallas 3 at LA 0

MLS CUP 2010

BMO Field, Toronto, Ontario, Canada

FC Dallas vs. Colorado Rapids

Sunday, Nov. 21: FC Dallas 1 vs. Colorado 2 (AET)

2010 MLS AWARDS

Volkswagen Most Valuable Player

David Ferreira, FC Dallas

Goalkeeper of the Year

Donovan Ricketts, LA Galaxy

Visa Defender of the Year

Jamison Olave, Real Salt Lake

Rookie of the Year

Andy Najar, D.C. United

Coach of the Year

Schellas Hyndman, FC Dallas

Fair Play Award

Sebastien Le Toux, Philadelphia Union

Comeback Player of the Year

Bobby Convey, San Jose Earthquakes

MLS W.O.R.K.S. Humanitarian of the Year

Seth Stammer, New York Red Bulls

Newcomer of the Year

Alvaro Saborio, Real Salt Lake

Commissioner's Award

U.S. Men's National Team

AT&T Goal of the Year

Marco Pappa, Chicago Fire

Napa Save of the Year

Kasey Keller, Seattle Sounders

Best XI

GK: Donovan Ricketts, LA Galaxy

D: Nat Borchers, Real Salt Lake

D: Omar Gonzalez, LA Galaxy

D: Jamison Olave, Real Salt Lake

M: Dwayne De Rosario, Toronto FC

M: Landon Donovan, LA Galaxy

M: David Ferreira, FC Dallas

M: Javier Morales, Real Salt Lake

M: Sebastien Le Toux, Philadelphia Union

F: Edson Buddle, Los Angeles Galaxy

F: Chris Wondolowski, San Jose Earthquakes

CHICAGO FIRE



Toyota Park
7000 S. Harlem Ave.
Bridgeview, IL 60455
Main Number: (708) 594-7200
Fax: (708) 496-6050
www.chicago-fire.com

ADMINISTRATION

Investor/Operator	Andell Holdings, Inc.
President	Julian Posada
Vice President	Dan Garnett
Technical Director	Frank Klopas
Head Coach	Carlos de los Cobos
Assistant Coach	Leo Percovich, Larry Sunderland
Goalkeeper Coach	Aron Hyde
Director of Team Operations	Ron Stern

PR CONTACT

Brendan Hannan	bhannan@chicago-fire.com
Office	(708) 496-6725
Mobile	(720) 937-8962

HOME FACILITY

Stadium	Toyota Park
Capacity	20,000
Field Dimensions	120 x 75 yards
Surface	Natural Grass
Team Colors	Red, Navy and Metallic Silver

REVS VS. FIRE IN MLS REGULAR SEASON

Year	Overall	Home	Away	SO*/OT
1998	0-2-0	0-1-0	0-1-0	0-0-0*
1999	1-1-0	1-0-0	0-1-0	0-0-0*
2000	1-0-1	0-0-1	1-0-0	0-0-1
2001	1-0-1	1-0-0	0-0-1	1-0-1
2002	1-2-1	0-2-0	1-0-1	0-0-1
2003	2-1-1	2-0-0	0-1-1	0-0-1
2004	2-1-1	2-0-0	0-1-1	-
2005	3-1-0	2-0-0	1-1-0	-
2006	1-2-1	0-2-0	1-0-1	-
2007	1-2-0	1-0-0	0-2-0	-
2008	0-3-0	0-2-0	0-1-0	-
2009	0-0-2	0-0-1	0-0-1	-
2010	0-2-0	0-1-0	0-1-0	-
Totals	13-17-8	9-8-2	4-9-6	

REVS VS. FIRE IN MLS CUP PLAYOFFS

Year	Overall	Home	Away	Neutral	Series Result
2000	1-2-0	1-0-0	0-2-0	0-0-0	L
2002	2-1-0	2-0-0	0-1-0	0-0-0	W
2003	0-1-0	0-0-0	0-1-0	0-0-0	L
2005	1-0-0	1-0-0	0-0-0	0-0-0	W
2006	1-1-0	1-0-0	0-1-0	0-0-0	W
2007	1-0-0	1-0-0	0-0-0	0-0-0	W
2008	0-1-1	0-0-1	0-1-0	0-0-0	L
2009	1-1-0	1-0-0	0-1-0	0-0-0	L
Totals	7-7-1	7-0-1	0-7-0	0-0-0	4-4

REVS VS. FIRE IN U.S. OPEN CUP

Year	Overall	Home	Away	Neutral	SO
2005	0-1-0	0-1-0	0-0-0	0-0-0	0-0-0
2006	0-1-0	0-0-0	0-1-0	0-0-0	0-0-0
Totals	0-2-0	0-1-0	0-1-0	0-0-0	0-0-0

REVS VS. FIRE IN SUPERLIGA

Year	Overall	Home	Away	Neutral	SO
2009	0-1-0	0-1-0	0-0-0	0-0-0	-
2010	1-0-0	0-0-0	1-0-0	0-0-0	-
Totals	1-1-0	0-1-0	1-0-0	0-0-0	-

ALL-TIME MLS REGULAR-SEASON MEETINGS

Date	Score	NE Result	Notes
6/14/98	Chicago 3 at New England 1	L	
9/23/98	New England 2 at Chicago 3	L	
6/05/99	Chicago 0 at New England 2	W	
8/28/99	New England 1 at Chicago 2	L	
4/22/00	Chicago 1 at New England 1	T	20T
5/20/00	New England 1 at Chicago 0	W	
5/12/01	Chicago 1 at New England 2	W	OT
6/23/01	New England 1 at Chicago 1	T	20T
4/27/02	New England 2 at Chicago 2	T	20T
5/19/02	Chicago 3 at New England 1	L	
8/18/02	Chicago 2 at New England 0	L	
8/24/02	New England 2 at Chicago 1	W	
4/13/03	New England 1 at Chicago 1	T	20T
5/17/03	Chicago 0 at New England 3	W	
7/19/03	New England 1 at Chicago 3	L	
8/30/03	Chicago 1 at New England 5	W	
7/11/04	New England 1 at Chicago 1	T	
7/14/04	Chicago 1 at New England 3	W	
9/25/04	New England 0 at Chicago 2	L	
10/16/04	Chicago 1 at New England 2	W	
4/27/05	New England 3 at Chicago 0	W	
5/07/05	Chicago 0 at New England 2	W	
7/09/05	New England 0 at Chicago 1	L	
10/15/05	Chicago 0 at New England 1	W	
4/30/06	Chicago 2 at New England 1	L	
6/11/06	New England 3 at Chicago 3	T	
7/08/06	New England 2 at Chicago 1	W	
8/20/06	Chicago 1 at New England 0	L	
4/07/07	New England 0 at Chicago 1	L	
5/06/07	Chicago 1 at New England 3	W	
10/06/07	New England 1 at Chicago 2	L	
4/03/08	New England 0 at Chicago 4	L	
5/03/08	Chicago 3 at New England 0	L	
8/09/08	Chicago 2 at New England 1	L	
5/09/09	New England 1 at Chicago 1	T	
10/17/09	Chicago 0 at New England 0	T	
6/27/10	Chicago 1 at New England 0	L	
8/18/10	New England 1 at Chicago 2	L	

ALL-TIME MLS CUP PLAYOFFS MEETINGS

Date	Score	NE Result	Notes	Series
9/15/00	New England 1 at Chicago 2	L		
9/19/00	Chicago 1 at New England 2	W		
9/22/00	New England 0 at Chicago 6	L		L
9/26/02	Chicago 0 at New England 2	W		
9/29/02	New England 1 at Chicago 2	L		
10/02/02	Chicago 0 at New England 2	W		W
11/14/03	New England 0 at Chicago 1	L	OT	L
11/06/05	Chicago 0 at New England 1	W		W
10/22/06	New England 0 at Chicago 1	L		
10/28/06	Chicago 1 at New England 2	W		W (PKs, 4-2)
11/08/07	Chicago 0 at New England 1	W		W
10/30/08	Chicago 0 at New England 0	T		
11/06/08	New England 0 at Chicago 3	L		L
11/01/09	Chicago 1 at New England 2	W		
11/07/09	New England 0 at Chicago 2	L		L

ALL-TIME U.S. OPEN CUP MEETINGS

Date	Score	Result	Notes
8/03/05	Chicago 3 at New England 2	L	20T
8/23/06	New England 1 at Chicago 2	L	

ALL-TIME SUPERLIGA MEETINGS

Date	Score	Result	Notes
7/15/09	Chicago 2 at New England 1	L	
7/17/10	New England 1 at Chicago 0	W	

ALL-TIME ALL-COMPETITIONS RECORD

Overall	Home	Away	Neutral
21-27-9	16-10-3	5-17-6	0-0-0



NEW ENGLAND VS. CHICAGO

ALL-TIME TEAM STATS

Category	REVOLUTION				FIRE			
	1st Half	2nd Half	OT	Totals	1st Half	2nd Half	OT	Totals
Goals	20	30	1	51	26	28	0	54
Shots	210	236	8	454	215	232	9	456
Shots on Goal	89	111	4	204	109	110	4	223
Fouls	263	275	8	546	252	287	8	547
Offsides	40	48	0	88	86	57	1	144
Corner Kicks	82	101	3	186	79	102	1	182

ALL-TIME REGULAR-SEASON SERIES LEADERS

	REVOLUTION		FIRE	
Goals	12	Taylor Twellman	5	Ante Razov
Assists	7	Jose Cancela	7	Jesse Marsch
Shots	61	Taylor Twellman	48	Ante Razov
Shots on Goal	33	Taylor Twellman	24	Ante Razov
Fouls Committed	40	Jay Heaps	44	C.J. Brown
Fouls Suffered	56	Taylor Twellman	35	Peter Nowak
Wins	7	Matt Reis	8	Zach Thornton
Losses	12	Matt Reis	10	Zach Thornton
Shutouts	4	Matt Reis	3	Busch/Thornton
Saves	92	Matt Reis	81	Zach Thornton
Goals Allowed	33	Matt Reis	36	Zach Thornton

ALL-TIME REGULAR-SEASON SERIES GAME HIGHS

	REVOLUTION		FIRE	
Goals	3	Chris Brown (8/30/03)	3	Ante Razov (5/19/02)
Assists	2	5 players tied	2	3 players tied
Shots	9	Mamadou Diallo (5/19/02)	10	Ante Razov (4/27/02)
Shots on Goal	4	4 players tied	6	Ante Razov (5/19/02)
Fouls Committed	6	Pierce/Jankauskas	6	Chad Barrett (4/30/06)
Fouls Suffered	8	Clint Dempsey (7/11/04)	6	Nowak/Williams
Saves	8	3 players tied	10	Zach Thornton (5/19/02)
Goals Allowed	4	Matt Reis (4/3/08)	5	Zach Thornton (8/30/03)

CURRENT NEW ENGLAND PLAYERS CAREER STATISTICS VS. CHICAGO

UNF	POS	PLAYER	GP	GS	MIN	G	A	SHT	SOG	FC	FS	OFF	CK	C	E
21	MID	Shakrie Joseph	21	21	1844	1	4	24	8	32	31	4	0	5	1
29	MID	Marko Perovic	2	2	180	1	0	7	4	6	3	0	12	1	0
30	DEF	Kevin Alston	4	4	360	0	0	1	0	2	1	0	0	0	0
25	DEF	Darrius Barnes	3	3	270	0	0	0	0	0	0	0	0	1	0
33	MID	Zak Boggs	1	1	45	0	0	0	0	1	1	0	0	0	0
45	DEF	Ryan Cochrane	9	9	696	0	0	0	0	16	3	0	0	2	0
11	FWD	Kheli Dube	5	2	225	0	0	9	3	5	6	1	0	0	0
29	M/F	Kenny Mansally	6	3	242	0	0	4	1	6	5	0	11	2	0
31	MID	Sainey Nyassi	5	5	440	0	0	9	6	7	5	1	6	2	0
28	MID	Pat Phelan	4	3	251	0	0	2	1	7	1	0	0	1	0
1	GK	Matt Reis	27	27	2432	0	0	0	0	1	8	0	1	2	0
15	FWD	Zack Schilawski	1	1	81	0	0	4	2	1	0	1	0	0	0
27	DEF	Seth Sinovic	1	0	21	0	0	0	0	1	0	0	0	0	0
9	FWD	Iljija Stolica	1	1	90	0	0	1	0	1	1	1	0	0	0
8	D/M	Chris Tierney	4	4	308	0	0	1	0	2	0	0	1	0	0
TEAM TOTALS			38	38	3461	51	59	454	204	546	530	88	186	71	
OPPONENT TOTALS			38	38	3461	54	54	456	223	547	522	144	182	77	2

UNF	POS	GOALKEEPER	GP	GS	MIN	SHT	SV	GA	GAA	PG	PA	W	L	T	SO
21	MID	Shakrie Joseph	1	0	1	0	0	0	0.00	0	0	0	0	0	0
1	GK	Matt Reis	27	27	2430	154	110	39	1.44	5	6	10	13	4	5
TEAM TOTALS			38	38	3461	223	160	54	1.40	4	7	13	17	8	7
OPPONENT TOTALS			38	38	3461	204	146	51	1.33	3	3	17	13	8	9

CHIVAS USA



The Home Depot Center
18400 Avalon Blvd., Suite 400
Carson, CA 90746
Main Number: (310) 630-4550
Fax: (310) 630-4551
www.cdchivasusa.com

ADMINISTRATION

Investor/Operator, President	Antonio Cue
General Manager	Jose Domene
Head Coach	Robin Fraser
Assistant Coaches	Carlos Llamasa, Greg Vanney, Nick Theslof
Goalkeepers Coach	Daniel Gonzales
Team Administrator	Kevin Esparza

PR CONTACTS

Eduard Cauich	ecauch@cdchivasusa.com
Office	(310) 630-4554
Mobile	(310) 982-3656
David Lindholm	dlindholm@cdchivasusa.com
Office	(310) 630-4552
Mobile	(310) 974-2987

HOME FACILITY

Stadium	The Home Depot Center
Capacity	27,000
Field Dimensions	120 x 75 yards
Surface	Natural Grass
Team Colors	Red and White

REVS VS. CHIVAS USA IN MLS REGULAR SEASON

Year	Overall	Home	Away	SO ¹ /OT
2005	1-1-0	1-0-0	0-1-0	-
2006	1-0-1	1-0-0	0-0-1	-
2007	0-1-1	0-0-1	0-1-0	-
2008	2-0-0	1-0-0	1-0-0	-
2009	1-1-0	1-0-0	0-1-0	-
2010	0-2-0	0-1-0	0-1-0	-
Totals	5-5-2	4-1-1	1-4-1	

REVS VS. CHIVAS USA IN MLS CUP PLAYOFFS

Year	Overall	Home	Away	Neutral	Series Result
Never Met					

REVS VS. CHIVAS USA IN U.S. OPEN CUP

Year	Overall	Home	Away	Neutral	SO
Never Met					

REVS VS. CHIVAS USA IN SUPERLIGA

Year	Overall	Home	Away	Neutral	SO
2008	0-0-1	0-0-0	0-0-1	0-0-0	-

ALL-TIME ALL-COMPETITIONS RECORD

Overall	Home	Away	Neutral
5-5-3	4-1-1	1-4-2	0-0-0

ALL-TIME MLS REGULAR-SEASON MEETINGS

Date	Score	NE Result	Notes
4/30/05	Chivas USA 0 at New England 1	W	
7/22/05	New England 0 at Chivas USA 1	L	
5/13/06	Chivas USA 1 at New England 3	W	
8/06/06	New England 1 at Chivas USA 1	T	
6/30/07	New England 0 at Chivas USA 2	L	
7/07/07	Chivas USA 1 at New England 1	T	
5/11/08	New England 2 at Chivas USA 1	W	
9/11/08	Chivas USA 0 at New England 4	W	
7/19/09	Chivas USA 0 at New England 2	W	
9/13/09	New England 0 at Chivas USA 2	L	
5/05/10	Chivas USA 4 at New England 0	L	
9/10/10	New England 0 at Chivas USA 2	L	

ALL-TIME MLS CUP PLAYOFFS MEETINGS

Date	Score	NE Result	Notes	Series
Never Met				

ALL-TIME U.S. OPEN CUP MEETINGS

Date	Score	Result	Notes
Never Met			

ALL-TIME SUPERLIGA MEETINGS

Date	Score	Result	Notes
7/20/08	New England 1 at Chivas USA 1	T	



NEW ENGLAND VS. CHIVAS USA

ALL-TIME TEAM STATS

Category	REVOLUTION				CHIVAS USA			
	1st Half	2nd Half	OT	Totals	1st Half	2nd Half	OT	Totals
Goals	3	11	0	14	9	6	0	15
Shots	50	72	0	122	72	56	0	128
Shots on Goal	18	34	0	52	36	26	0	62
Fouls	63	72	0	135	83	107	0	190
Offsides	15	11	0	26	21	23	0	44
Corner Kicks	18	32	0	50	33	21	0	54

ALL-TIME REGULAR-SEASON SERIES LEADERS

	REVOLUTION		CHIVAS USA	
Goals	4	Taylor Twellman	3	Justin Braun
Assists	5	Steve Ralston	3	Justin Braun
Shots	24	Taylor Twellman	17	Ante Razov
Shots on Goal	10	Taylor Twellman	8	Justin Braun
Fouls Committed	15	Shalrie Joseph	10	Maykel Galindo
Fouls Suffered	14	Wells Thompson	12	Paulo Nagamura
Wins	5	Matt Reis	3	Zach Thornton
Losses	4	Matt Reis	3	Brad Guzan
Shutouts	3	Matt Reis	3	Zach Thornton
Saves	39	Matt Reis	14	Brad Guzan
Goals Allowed	11	Matt Reis	6	Brad Guzan

ALL-TIME REGULAR-SEASON SERIES GAME HIGHS

	REVOLUTION		CHIVAS USA	
Goals	1	14 players tied	2	Jesus Padilla (5/5/10)
Assists	2	Steve Ralston (9/11/08)	2	Braun/Gordon
Shots	6	Dempsey/Dube	5	3 players tied
Shots on Goal	3	3 players tied	3	4 players tied
Fouls Committed	5	Shalrie Joseph (5/13/06)	6	Thiago Martins (4/30/05)
Fouls Suffered	6	Wells Thompson (5/11/08)	6	Juan Francisco Palencia (5/13/06)
Saves	8	Matt Reis (9/13/09)	8	Preston Burpo (7/7/07)
Goals Allowed	4	Preston Burpo (5/5/10)	4	Dan Kennedy (9/11/08)

CURRENT NEW ENGLAND PLAYERS CAREER STATISTICS VS. CHIVAS USA

UNF	POS	PLAYER	GP	GS	MIN	G	A	SHT	SOG	FC	FS	OFF	CK	C	E
21	MID	Shalrie Joseph	9	8	764	1	2	7	2	15	12	1	0	2	0
11	FWD	Kheli Dube	4	2	204	1	0	6	3	3	5	3	0	0	0
29	M/F	Kenny Mansally	6	2	212	1	0	4	2	4	12	1	3	0	0
45	DEF	Ryan Cochrane	9	7	564	0	2	0	0	9	2	0	0	1	0
8	D/M	Chris Tierney	3	3	256	0	1	0	0	3	0	0	3	0	0
30	DEF	Kevin Alston	4	4	315	0	0	3	1	0	4	0	1	0	0
25	DEF	Darrius Barnes	4	4	360	0	0	0	0	2	0	0	0	0	0
31	MID	Sainey Nyassi	5	4	356	0	0	4	0	5	5	2	0	0	0
29	MID	Marko Perovic	1	1	29	0	0	0	0	0	1	1	0	0	1
28	MID	Pat Phelan	5	5	351	0	0	4	2	2	0	0	0	0	0
1	GK	Matt Reis	11	11	990	0	0	0	0	1	2	0	0	0	0
15	FWD	Zack Schilawski	2	2	133	0	0	1	0	0	1	0	0	0	0
27	DEF	Seth Sinovic	1	1	90	0	0	0	0	2	0	0	0	0	0
9	FWD	Ilirja Stolica	1	1	90	0	0	1	1	1	1	2	0	0	0
TEAM TOTALS			12	12	1080	14	15	122	52	135	184	26	50	17	2
OPPONENT TOTALS			12	12	1080	15	18	128	62	190	132	44	54	26	2

UNF	POS	GOALKEEPER	GP	GS	MIN	SHT	SV	GA	GAA	PG	PA	W	L	T	SO
1	GK	Matt Reis	1	11	990	52	39	11	1.00	1	1	5	4	2	3
TEAM TOTALS			12	12	1080	62	44	15	1.25	1	1	5	5	2	3
OPPONENT TOTALS			12	12	1080	52	37	14	1.17	0	0	5	5	2	5



COLORADO RAPIDS



Dick's Sporting Goods Park
6000 Victory Way
Commerce City, CO 80022
Main Number: (303) 727-3500
Fax: (303) 727-3536
www.coloradorapids.com

ADMINISTRATION

Investor/Operator	Stan Kroenke/Kroenke Sports Enterprises
Managing Director	Jeff Plush
Technical Director	Paul Bravo
Head Coach	Gary Smith
Assistant Coaches	Steve Guppy, Brett Jacobs
Goalkeepers Coach	David Kramer
Team Administrator	Erik Carlson

PR CONTACT

Jason Gilham	jgilham@dsqpark.com
Office	(303) 727-3508
Mobile	(303) 385-7698

HOME FACILITY

Stadium	Dick's Sporting Goods Park
Capacity	18,086
Field Dimensions	120 x 75 yards
Surface	Natural Grass
Team Colors	Claret and Sky Blue

REVS VS. RAPIDS IN MLS REGULAR SEASON

Year	Overall	Home	Away	SO*OT
1996	2-1-0	2-0-0	0-1-0	1-0-0*
1997	2-1-0	1-0-0	1-1-0	1-0-0*
1998	0-2-0	0-1-0	0-1-0	0-0-0*
1999	0-2-0	0-1-0	0-1-0	0-1-0*
2000	0-2-0	0-1-0	0-1-0	0-0-0
2001	1-0-1	0-0-1	1-0-0	0-0-1
2002	2-2-0	1-1-0	1-1-0	0-0-0
2003	1-1-1	1-0-1	0-1-0	0-0-1
2004	1-1-1	1-0-0	0-1-1	-
2005	0-1-1	0-0-1	0-1-0	-
2006	1-1-0	1-0-0	0-1-0	-
2007	1-1-0	1-0-0	0-1-0	-
2008	0-1-1	0-1-0	0-0-1	-
2009	0-0-2	0-0-1	0-0-1	-
2010	0-2-0	0-1-0	0-1-0	-
Totals	11-18-7	8-6-4	3-12-3	

REVS VS. RAPIDS IN MLS CUP PLAYOFFS

Year	Overall	Home	Away	Neutral	Series Result
Never Met					

REVS VS. RAPIDS IN U.S. OPEN CUP

Year	Overall	Home	Away	Neutral	SO
Never Met					

ALL-TIME ALL-COMPETITIONS RECORD

Overall	Home	Away	Neutral
11-18-7	8-6-4	3-12-3	0-0-0

ALL-TIME MLS REGULAR-SEASON MEETINGS

Date	Score	NE Result	Notes
5/25/96	Colorado 2 at New England 2	W	SO
7/24/96	New England 0 at Colorado 2	L	
8/16/96	Colorado 0 at New England 2	W	
4/26/97	Colorado 1 at New England 1	W	SO
5/24/97	New England 2 at Colorado 1	W	
8/09/97	New England 0 at Colorado 3	L	
7/11/98	New England 1 at Colorado 2	L	
7/29/98	Colorado 3 at New England 1	L	
5/01/99	Colorado 2 at New England 1	L	
8/06/99	New England 0 at Colorado 0	L	SO
5/17/00	Colorado 4 at New England 3	L	
5/29/00	New England 1 at Colorado 2	L	
5/19/01	New England 1 at Colorado 0	W	
6/20/01	Colorado 3 at New England 3	T	2OT
5/22/02	New England 2 at Colorado 5	L	
6/15/02	New England 2 at Colorado 1	W	
7/24/02	Colorado 3 at New England 2	L	
8/28/02	Colorado 1 at New England 3	W	
6/14/03	New England 1 at Colorado 4	L	
6/28/03	Colorado 2 at New England 3	W	
9/18/03	Colorado 0 at New England 0	T	2OT
5/07/04	New England 0 at Colorado 0	T	
7/04/04	New England 0 at Colorado 1	L	
9/18/04	Colorado 1 at New England 6	W	
5/28/05	Colorado 0 at New England 0	T	
8/17/05	New England 0 at Colorado 2	L	
7/05/06	New England 2 at Colorado 3	L	
9/30/06	Colorado 1 at New England 3	W	
8/16/07	New England 0 at Colorado 3	L	
9/29/07	Colorado 0 at New England 1	W	
4/12/08	Colorado 1 at New England 0	L	
9/20/08	New England 1 at Colorado 1	T	
5/16/09	Colorado 1 at New England 1	T	
10/03/09	New England 1 at Colorado 1	T	
4/24/10	Colorado 2 at New England 1	L	
9/18/10	New England 0 at Colorado 3	L	

ALL-TIME MLS CUP PLAYOFFS MEETINGS

Date	Score	NE Result	Notes	Series
Never Met				

ALL-TIME U.S. OPEN CUP MEETINGS

Date	Score	Result	Notes
Never Met			



NEW ENGLAND VS. COLORADO

ALL-TIME TEAM STATS

Category	REVOLUTION				RAPIDS			
	1st Half	2nd Half	OT	Totals	1st Half	2nd Half	OT	Totals
Goals	23	24	0	47	30	31	0	61
Shots	202	243	4	449	214	230	1	445
Shots on Goal	90	109	2	201	92	117	1	210
Fouls	235	258	1	494	256	268	4	528
Offsides	63	57	0	120	80	78	0	158
Corner Kicks	74	79	4	157	85	89	1	175

ALL-TIME REGULAR-SEASON SERIES LEADERS

	REVOLUTION		RAPIDS	
Goals	9	Taylor Twellman	6	Chung/Harris
Assists	6	Steve Ralston	11	Chris Henderson
Shots	49	Taylor Twellman	26	Chris Henderson
Shots on Goal	29	Taylor Twellman	14	3 players tied
Fouls Committed	27	Shalrie Joseph	24	Beckerman/Mastroeni
Fouls Suffered	34	Taylor Twellman	18	Henderson/Paz
Wins	3	Brown/Reis	4	Marcus Hahnemann
Losses	6	Causey/Reis	2	4 players tied
Shutouts	2	Brown/Reis	4	Joe Cannon
Saves	43	Matt Reis	33	Joe Cannon
Goals Allowed	17	Jeff Causey	11	Joe Cannon

ALL-TIME REGULAR-SEASON SERIES GAME HIGHS

	REVOLUTION		RAPIDS	
Goals	2	6 players tied	2	7 players tied
Assists	2	3 players tied	3	Paule/Valderrama
Shots	9	Taylor Twellman (9/18/03)	7	Agogo/Spencer
Shots on Goal	5	Taylor Twellman (9/18/04)	6	John Spencer (6/20/01)
Fouls Committed	7	Alberto Naveda (4/26/97)	7	Matt McKeon (5/1/99)
Fouls Suffered	7	Adam Cristman (8/16/07)	7	Adrian Paz (4/26/97)
Saves	7	3 players tied	9	Bouna Coundoul (4/12/08)
Goals Allowed	5	Juergen Sommer (5/22/02)	6	Joe Cannon (9/18/04)

CURRENT NEW ENGLAND PLAYERS CAREER STATISTICS VS. COLORADO

UNF	POS	PLAYER	GP	GS	MIN	G	A	SHT	SOG	FC	FS	OFF	CK	C	E
29	M/F	Kenny Mansally	3	2	225	1	1	8	5	8	6	2	6	0	0
11	FWD	Kheli Dube	2	1	104	1	0	4	3	2	2	1	0	0	0
21	MID	Shalrie Joseph	14	14	1253	0	1	12	5	26	24	4	1	2	1
30	DEF	Kevin Alston	2	2	180	0	0	1	0	2	2	0	0	0	0
45	DEF	Ryan Cochrane	11	9	827	0	1	0	0	13	3	1	0	2	0
25	DEF	Darius Barnes	2	2	180	0	0	0	0	0	0	0	0	0	0
31	MID	Sainey Nyassi	4	3	193	0	0	0	0	3	4	2	0	0	0
28	MID	Pat Phelan	2	2	180	0	0	2	0	2	2	0	0	1	0
1	GK	Matt Reis	16	16	1443	0	0	0	0	2	2	0	0	0	1
8	D/M	Chris Tierney	1	1	90	0	0	0	0	0	0	0	5	0	0
TEAM TOTALS			34	34	3080	46	43	427	193	471	495	116	153	43	6
OPPONENT TOTALS			34	34	3080	56	71	418	198	511	456	154	164	51	5

UNF	POS	GOALKEEPER	GP	GS	MIN	SHT	SV	GA	GAA	PG	PA	W	L	T	SO
1	GK	Matt Reis	16	16	1443	80	58	18	1.12	3	3	7	6	3	5
TEAM TOTALS			34	34	3080	198	128	56	1.64	4	5	11	16	7	7
OPPONENT TOTALS			34	34	3080	193	136	46	1.34	7	8	16	11	7	10



COLUMBUS CREW



Columbus Crew Stadium
One Black and Gold Blvd.
Columbus, OH 43211
Main Number: (614) 447-2739
Fax: (614) 447-4109
www.thecrew.com

ADMINISTRATION

Investor/Operator	The Hunt Family and local investors
President of Hunt Sports Group	John Wagner
President & General Manager	Mark McCullers
Technical Director	Brian Bliss
Head Coach	Robert Warzycha
Assistant Coaches	Ricardo Iribarren, Mike Lapper, Vadim Kirilov
Director of Team Operations	Tucker Walther

PR CONTACTS

Dave Stephany	dstephany@thecrew.com
Office	(614) 447-4190
Mobile	(614) 989-3500
Marco Rosa	mrosa@thecrew.com
Office	(614) 447-4176
Mobile	(919) 349-0491

HOME FACILITY

Stadium	Columbus Crew Stadium
Capacity	20,145
Field Dimensions	115 x 75 yards
Surface	Natural Grass
Team Colors	Yellow and Black

REVS VS. CREW IN MLS REGULAR SEASON

Year	Overall	Home	Away	SO*OT
1996	1-3-0	0-2-0	1-1-0	1-1-0*
1997	1-3-0	1-1-0	0-2-0	0-0-0*
1998	1-3-0	1-1-0	0-2-0	0-0-0*
1999	0-4-0	0-2-0	0-2-0	0-3-0*
2000	1-2-1	1-0-1	0-2-0	0-0-1
2001	1-1-0	1-0-0	0-1-0	0-0-0
2002	2-1-1	1-1-0	1-0-1	1-0-1
2003	2-1-1	1-1-0	1-0-1	1-0-1
2004	0-2-2	0-1-1	0-1-1	-
2005	3-0-1	2-0-0	1-0-1	-
2006	2-1-1	2-0-0	0-1-1	-
2007	0-1-2	0-1-1	0-0-1	-
2008	1-2-0	0-1-0	1-1-0	-
2009	1-1-0	0-1-0	1-0-0	-
2010	0-1-1	0-0-1	0-1-0	-
Totals	16-26-10	10-12-4	6-14-6	

REVS VS. CREW IN MLS CUP PLAYOFFS

Year	Overall	Home	Away	Neutral	Series Result
2002	1-0-2	0-0-2	1-0-0	0-0-0	W
2004	1-0-1	1-0-0	0-0-1	0-0-0	W
Totals	2-0-3	1-0-2	1-0-1	0-0-0	2-0

REVS VS. CREW IN U.S. OPEN CUP

Year	Overall	Home	Away	Neutral	SO
2001	1-0-0	1-0-0	0-0-0	0-0-0	-

ALL-TIME ALL-COMPETITIONS RECORD

Overall	Home	Away	Neutral
19-26-13	12-12-6	7-14-7	0-0-0

ALL-TIME MLS REGULAR-SEASON MEETINGS

Date	Score	NE Result	Notes
5/11/96	New England 2 at Columbus 3	L	
6/27/96	Columbus 1 at New England 1	L	SO
7/11/96	New England 1 at Columbus 1	W	SO
9/21/96	Columbus 1 at New England 0	L	
5/09/97	Columbus 2 at New England 0	L	
7/20/97	New England 0 at Columbus 1	L	
8/23/97	New England 1 at Columbus 2	L	
9/12/97	Columbus 0 at New England 1	W	
4/11/98	New England 2 at Columbus 3	L	
5/22/98	Columbus 2 at New England 0	L	
8/08/98	New England 1 at Columbus 6	L	
9/12/98	Columbus 0 at New England 2	W	
4/17/99	Columbus 0 at New England 0	L	SO
5/15/99	New England 0 at Columbus 2	L	
6/16/99	New England 1 at Columbus 1	L	SO
9/18/99	Columbus 0 at New England 0	L	SO
6/24/00	New England 1 at Columbus 3	L	
7/12/00	New England 1 at Columbus 4	L	
8/05/00	Columbus 1 at New England 1	T	2OT
8/26/00	Columbus 1 at New England 2	W	
5/16/01	Columbus 1 at New England 2	W	
9/01/01	New England 1 at Columbus 4	L	
4/20/02	New England 1 at Columbus 0	W	
6/12/02	Columbus 2 at New England 1	L	2OT
7/04/02	Columbus 1 at New England 4	W	
8/31/02	New England 0 at Columbus 0	T	2OT
4/19/03	Columbus 2 at New England 1	L	
5/24/03	New England 3 at Columbus 2	W	
7/23/03	New England 1 at Columbus 1	T	2OT
9/28/03	Columbus 2 at New England 3	W	2OT
5/15/04	New England 0 at Columbus 1	L	
6/06/04	Columbus 2 at New England 1	L	
7/17/04	New England 1 at Columbus 1	T	
8/07/04	Columbus 2 at New England 2	T	
4/09/05	Columbus 0 at New England 3	W	
6/22/05	New England 3 at Columbus 1	W	
9/10/05	Columbus 1 at New England 3	W	
9/21/05	New England 1 at Columbus 1	T	
6/21/06	New England 1 at Columbus 1	T	
8/27/06	Columbus 0 at New England 1	W	
9/02/06	New England 0 at Columbus 3	L	
10/14/06	Columbus 0 at New England 1	W	
4/14/07	New England 2 at Columbus 2	T	
6/16/07	Columbus 3 at New England 3	T	
10/13/07	Columbus 3 at New England 2	L	
5/24/08	New England 1 at Columbus 0	W	
9/06/08	New England 0 at Columbus 4	L	
9/27/08	Columbus 1 at New England 0	L	
10/10/09	Columbus 1 at New England 0	L	
10/25/09	New England 1 at Columbus 0	W	
5/08/10	New England 2 at Columbus 3	L	
9/25/10	Columbus 2 at New England 2	T	

ALL-TIME MLS CUP PLAYOFFS MEETINGS

Date	Score	NE Result	Notes	Series
10/06/02	Columbus 0 at New England 0	T		
10/09/02	New England 1 at Columbus 0	W		
10/12/02	Columbus 2 at New England 2	T		W
10/23/04	Columbus 0 at New England 1	W		
10/31/04	New England 1 at Columbus 1	T		W

ALL-TIME U.S. OPEN CUP MEETINGS

Date	Score	Result	Notes
7/24/01	Columbus 1 at New England 2	W	

NEW ENGLAND VS. COLUMBUS

ALL-TIME TEAM STATS

Category	REVOLUTION				CREW			
	1st Half	2nd Half	OT	Totals	1st Half	2nd Half	OT	Totals
Goals	32	32	1	65	35	45	1	81
Shots	320	366	9	695	331	333	9	673
Shots on Goal	159	150	4	313	134	145	2	281
Fouls	401	403	9	813	365	421	9	795
Offsides	40	59	1	100	106	99	1	206
Corner Kicks	130	143	4	277	122	117	2	241

ALL-TIME REGULAR-SEASON SERIES LEADERS

	REVOLUTION		CREW	
Goals	9	Taylor Twellman	8	Brian McBride
Assists	7	Steve Ralston	7	Brian McBride
Shots	64	Taylor Twellman	62	Brian McBride
Shots on Goal	39	Taylor Twellman	30	Brian McBride
Fouls Committed	54	Shalrie Joseph	44	Mike Clark
Fouls Suffered	52	Taylor Twellman	55	Brian McBride
Wins	7	Matt Reis	6	Mark Dougherty
Losses	7	Matt Reis	3	Busch/Presthus
Shutouts	5	Matt Reis	4	Mark Dougherty
Saves	74	Matt Reis	48	Jon Busch
Goals Allowed	30	Matt Reis	15	Jon Busch

ALL-TIME REGULAR-SEASON SERIES GAME HIGHS

	REVOLUTION		CREW	
Goals	3	Taylor Twellman (9/10/05)	2	6 players tied
Assists	2	8 players tied	2	Dante Washington (6/24/00)
Shots	8	3 players tied	8	Buddle/Gaven
Shots on Goal	6	Taylor Twellman (9/10/05)	5	McBride/Gaven
Fouls Committed	7	Taylor Twellman (4/20/02)	6	Martino/Virtuoso
Fouls Suffered	7	Galdieri/Diaz Arce	8	4 players tied
Saves	9	Matt Reis (9/6/08)	11	Brad Friedel (9/21/96)
Goals Allowed	6	Ian Feuer (8/8/98)	4	Tom Presthus (7/4/02)

CURRENT NEW ENGLAND PLAYERS CAREER STATISTICS VS. COLUMBUS

UNF	POS	PLAYER	GP	GS	MIN	G	A	SHT	SOG	FC	FS	OFF	CK	C	E
21	MID	Shalrie Joseph	22	21	1897	2	1	27	9	54	32	1	1	7	0
33	MID	Zak Boggs	1	1	90	2	0	3	2	2	1	0	0	0	0
11	FWD	Kheli Dube	5	4	387	1	1	6	4	6	9	3	0	1	0
28	M/D	Pat Phelan	5	3	289	1	1	2	1	5	4	1	0	1	0
29	MID	Marko Perovic	1	1	90	0	1	5	1	2	3	0	1	1	0
30	MID	Kevin Alston	3	3	214	0	0	0	0	3	5	0	0	0	0
25	DEF	Darrius Barnes	4	4	359	0	0	0	0	3	1	0	0	0	0
45	DEF	Ryan Cochrane	5	5	425	0	0	1	0	6	1	0	0	1	0
7	FWD	Kenny Mansally	5	5	387	0	0	6	1	4	8	1	2	0	0
17	MID	Sainey Nyassi	7	5	495	0	0	5	2	6	9	0	1	1	0
1	GK	Matt Reis	26	25	2237	0	0	0	0	0	4	0	1	0	0
15	FWD	Zack Schilawski	2	0	5	0	0	0	0	0	0	0	0	0	0
27	DEF	Selth Sinovic	2	2	176	0	0	0	0	0	1	0	0	0	0
9	FWD	Ilirja Stolica	1	1	70	0	0	1	1	0	2	1	0	0	0
8	DEF	Chris Tierney	3	2	149	0	0	3	2	2	1	0	3	0	0
TEAM TOTALS			52	52	4727	65	67	695	313	813	776	100	277	105	3
OPPONENT TOTALS			52	52	4727	81	84	673	281	795	788	206	241	89	3

UNF	POS	GOALKEEPER	GP	GS	MIN	SHT	SV	GA	GAA	PG	PA	W	L	T	SO
1	GK	Matt Reis	26	25	2237	122	81	35	1.41	2	3	7	8	9	5
TEAM TOTALS			52	52	4727	281	184	81	1.54	5	6	16	26	10	11
OPPONENT TOTALS			52	52	4727	313	234	65	1.24	6	9	26	16	10	13

D.C. UNITED



RFK Stadium
2400 East Capitol St., SE
Washington, DC 20003
Main Number: (202) 587-5000
Fax: (202) 587-5400
www.dcupied.com

ADMINISTRATION

Executive Chairman	Will Chang
President	Kevin Payne
Executive Vice President	Stephen Zack
General Manager	Dave Kasper
Head Coach	Ben Olsen
Assistant Coaches	Chad Ashton, Pat Onstad
Team Administrator	Francisco Tobar

PR CONTACTS

Kyle Sheldon	ksheldon@dcunited.com
Office	(202) 587-5450
Mobile	(571) 334-8649
Alex Caulfield	acaulfield@dcunited.com
Office	(202) 587-5429
Mobile	(216) 978-7212

HOME FACILITY

Stadium	RFK Stadium
MLS Capacity	46,686
Field Dimensions	110 x 72 yards
Surface	Natural Grass
Team Colors	Black, Red and White

REVS VS. UNITED IN MLS REGULAR SEASON

Year	Overall	Home	Away	SO/OT
1996	2-2-0	2-0-0	0-2-0	1-0-0*
1997	0-4-0	0-2-0	0-2-0	0-2-0*
1998	1-3-0	1-1-0	0-2-0	1-1-0*
1999	2-2-0	0-2-0	2-0-0	1-1-0*
2000	3-1-0	2-0-0	1-1-0	1-0-0
2001	1-3-0	1-1-0	0-2-0	0-0-0
2002	3-1-0	2-0-0	1-1-0	0-0-0
2003	1-2-1	1-1-0	0-1-1	1-0-1
2004	0-2-2	0-1-1	0-1-1	-
2005	3-1-0	2-0-0	1-1-0	-
2006	1-1-2	0-0-2	1-1-0	-
2007	0-2-1	0-1-0	0-1-1	-
2008	1-1-1	1-0-1	0-1-0	-
2009	1-0-1	1-0-0	0-0-1	-
2010	2-0-0	1-0-0	1-0-0	-
Totals	21-25-8	14-9-4	7-16-4	

REVS VS. UNITED IN MLS CUP PLAYOFFS

Year	Overall	Home	Away	Neutral	Series Result
1997	0-2-0	0-1-0	0-1-0	0-0-0	L
2004	0-0-1	0-0-0	0-0-1	0-0-0	L (PKs)
2006	1-0-0	0-0-0	1-0-0	0-0-0	W
Totals	1-2-1	0-1-0	1-1-1	0-0-0	1-2

REVS VS. UNITED IN U.S. OPEN CUP

Year	Overall	Home	Away	Neutral	SO
2001	1-0-0	1-0-0	0-0-0	0-0-0	-
2008	0-1-0	0-0-0	0-1-0	0-0-0	-
Totals	1-1-0	1-0-0	0-1-0	0-0-0	

ALL-TIME ALL-COMPETITIONS RECORD

Overall	Home	Away	Neutral
23-28-9	15-10-4	8-18-5	0-0-0

ALL-TIME MLS REGULAR-SEASON MEETINGS

Date	Score	NE Result	Notes
4/27/96	D.C. 1 at New England 1	W	SO
6/30/96	New England 1 at D.C. 3	L	
7/20/96	D.C. 0 at New England 2	W	
9/17/96	New England 2 at D.C. 3	L	
5/18/97	D.C. 0 at New England 0	L	SO
6/14/97	D.C. 1 at New England 0	L	
8/27/97	New England 2 at D.C. 3	L	
9/16/97	New England 2 at D.C. 2	L	SO
3/29/98	New England 1 at D.C. 1	L	SO
4/18/98	D.C. 1 at New England 1	W	SO
5/13/98	New England 2 at D.C. 3	L	
7/15/98	D.C. 1 at New England 0	L	
4/10/99	D.C. 2 at New England 2	L	SO
4/24/99	New England 3 at D.C. 2	W	
7/25/99	D.C. 2 at New England 0	L	
10/09/99	New England 1 at D.C. 1	W	SO
4/15/00	D.C. 1 at New England 2	W	2OT
5/13/00	New England 3 at D.C. 1	W	
8/30/00	D.C. 0 at New England 1	W	
9/03/00	New England 0 at D.C. 2	L	
4/21/01	New England 1 at D.C. 2	L	
5/09/01	New England 0 at D.C. 5	L	
7/14/01	D.C. 3 at New England 1	L	
8/18/01	D.C. 1 at New England 2	W	
6/08/02	New England 2 at D.C. 3	L	
7/06/02	D.C. 0 at New England 2	W	
7/27/02	New England 1 at D.C. 0	W	
9/07/02	D.C. 0 at New England 3	W	
6/21/03	New England 1 at D.C. 1	T	2OT
7/27/03	D.C. 4 at New England 2	L	
8/09/03	New England 0 at D.C. 1	L	
10/11/03	D.C. 0 at New England 1	W	OT
5/29/04	D.C. 1 at New England 0	L	
8/14/04	New England 2 at D.C. 2	T	
8/28/04	D.C. 0 at New England 0	T	
10/09/04	New England 0 at D.C. 1	L	
4/23/05	New England 4 at D.C. 3	W	
5/14/05	D.C. 0 at New England 1	W	
6/18/05	New England 0 at D.C. 2	L	
8/27/05	D.C. 1 at New England 2	W	
6/03/06	New England 0 at D.C. 1	L	
6/17/06	D.C. 1 at New England 1	T	
9/13/06	D.C. 1 at New England 1	T	
10/07/06	New England 2 at D.C. 1	W	
4/19/07	New England 1 at D.C. 1	T	
8/05/07	D.C. 3 at New England 0	L	
9/09/07	New England 2 at D.C. 4	L	
5/29/08	D.C. 2 at New England 2	T	
8/20/08	D.C. 1 at New England 2	W	
10/16/08	New England 1 at D.C. 2	L	
4/17/09	New England 1 at D.C. 1	T	
5/30/09	D.C. 1 at New England 2	W	
4/03/10	New England 2 at D.C. 0	W	
8/07/10	D.C. 0 at New England 1	W	

ALL-TIME MLS CUP PLAYOFFS MEETINGS

Date	Score	NE Result	Notes	Series
10/05/97	New England 1 at D.C. 4	L		
10/08/97	D.C. 2 at New England 1	L	SO	L
11/06/04	New England 3 at D.C. 3	T	OT	L (PKs, 4-3)
11/05/06	New England 1 at D.C. 0	W		W

ALL-TIME U.S. OPEN CUP MEETINGS

Date	Score	Result	Notes
8/22/01	D.C. 0 at New England 2	W	
8/12/08	New England 1 at D.C. 3	L	

NEW ENGLAND VS. D.C.

ALL-TIME TEAM STATS

Category	REVOLUTION				UNITED			
	1st Half	2nd Half	OT	Totals	1st Half	2nd Half	OT	Totals
Goals	26	41	2	69	38	41	0	79
Shots	262	325	6	593	335	342	3	680
Shots on Goal	115	169	3	287	175	173	0	348
Fouls	400	427	1	828	432	468	3	903
Offsides	79	89	1	169	90	87	0	177
Corner Kicks	120	164	0	284	173	146	1	320

ALL-TIME REGULAR-SEASON SERIES LEADERS

REVOLUTION			UNITED		
Goals	15	Taylor Twellman	14	Jaime Moreno	
Assists	9	Steve Ralston	15	Marco Etcheverry	
Shots	75	Taylor Twellman	84	Jaime Moreno	
Shots on Goal	44	Taylor Twellman	45	Jaime Moreno	
Fouls Committed	48	Shalrie Joseph	61	Ben Olsen	
Fouls Suffered	50	Shalrie Joseph	92	Jaime Moreno	
Wins	5	Matt Reis	5	Nick Rimando	
Losses	9	Matt Reis	6	Nick Rimando	
Shutouts	4	Adin Brown	4	Troy Perkins	
Saves	99	Matt Reis	54	Nick Rimando	
Goals Allowed	31	Matt Reis	18	Nick Rimando	

ALL-TIME REGULAR-SEASON SERIES GAME HIGHS

REVOLUTION			UNITED		
Goals	3	Taylor Twellman (9/7/02)	4	Abdul Thompson Conleh (5/9/01)	
Assists	2	6 players tied	3	Convey/Lisi	
Shots	9	Taylor Twellman (10/16/08)	7	Wood/Adu	
Shots on Goal	6	Taylor Twellman (9/7/02)	6	Abdul Thompson Conleh (5/9/01)	
Fouls Committed	7	Tom Lips (7/20/96)	6	6 players tied	
Fouls Suffered	9	Jose Cancela (8/9/03)	7	3 players tied	
Saves	10	Aidan Heaney (4/27/96)	10	Nick Rimando (6/18/05)	
Goals Allowed	5	Juergen Sommer (5/9/01)	4	Nick Rimando (4/23/05)	

CURRENT NEW ENGLAND PLAYERS CAREER STATISTICS VS. D.C.

UNF	POS	PLAYER	GP	GS	MIN	G	A	SHT	SOG	FC	FS	OFF	CK	C	E
21	MID	Shalrie Joseph	24	24	2139	3	0	24	9	48	50	1	0	5	1
7	FWD	Kenny Mansally	5	2	234	2	1	6	2	5	4	3	1	0	0
11	FWD	Kheli Dube	4	3	283	1	2	4	2	10	8	1	0	0	0
28	M/D	Pat Phelan	5	3	278	1	0	4	2	8	5	0	0	0	0
8	DEF	Chris Tierney	5	4	316	0	2	2	2	0	2	0	3	0	0
30	MID	Kevin Alston	2	2	179	0	0	1	1	1	2	0	0	0	0
25	DEF	Darius Barnes	4	3	271	0	0	0	0	3	1	0	0	1	0
33	MID	Zak Boggs	1	0	21	0	0	0	0	0	0	0	0	0	0
45	DEF	Ryan Cochrane	6	5	398	0	0	0	0	13	2	0	0	3	0
17	MID	Sainey Nyassi	8	6	521	0	0	5	0	11	13	0	2	3	0
1	GK	Matt Reis	22	22	1982	0	0	0	0	0	2	0	0	0	0
15	FWD	Zack Schilawski	2	2	141	0	0	1	0	1	1	1	0	0	0
27	DEF	Seth Sinovic	1	1	90	0	0	0	0	0	0	0	0	0	0
9	FWD	Ilirija Stolica	1	0	17	0	0	0	0	1	0	0	0	0	0
TEAM TOTALS			54	54	4885	69	69	593	287	828	876	169	284	91	2
OPPONENT TOTALS			54	54	4885	79	89	680	348	903	805	177	320	93	8

UNF	POS	GOALKEEPER	GP	GS	MIN	SHT	SV	GA	GAA	PG	PA	W	L	T	SO
1	GK	Matt Reis	22	22	1982	139	104	32	1.45	4	4	7	9	6	4
TEAM TOTALS			54	54	4885	348	250	79	1.46	4	7	21	25	8	11
OPPONENT TOTALS			54	54	4885	287	204	69	1.27	6	9	25	21	8	13

FC DALLAS



Pizza Hut Park
9200 World Cup Way, Suite 202
Frisco, TX 75034
Main Number: (469) 365-0000
Fax: (469) 365-0099
www.fcdallas.com

ADMINISTRATION

Investor/Operator	The Hunt Sports Group
President & CEO	Doug Quinn
Technical Director	Barry Gorman
Head Coach	Schellas Hyndman
Assistant Coaches	John Ellinger, Marco Ferruzzi
Goalkeeper Coach	Drew Keeshan
Director of Team Administration & Player Personnel	Bobby Hammond

PR CONTACTS

Leigh Anne Gullett	lgullett@fcdallas.net
Office	(469) 365-0054
Mobile	(210) 259-7865
Jason Minnick	jminnick@fcdallas.net
Office	(469) 365-0068
Mobile	(570) 764-0294
Melanie Jarrett	mjarrett@fcdallas.net
Office	(469) 365-0009
Mobile	(404) 307-8388

HOME FACILITY

Stadium	Pizza Hut Park
Capacity	20,500
Field Dimensions	117 x 74 yards
Surface	Natural Grass
Team Colors	Red, White, Blue and Silver

REVS VS. DALLAS IN MLS REGULAR SEASON

Year	Overall	Home	Away	SO*/OT
1996	2-1-0	1-1-0	1-0-0	0-0-0*
1997	4-0-0	2-0-0	2-0-0	1-0-0*
1998	1-1-0	0-1-0	1-0-0	0-1-0*
1999	0-2-0	0-1-0	0-1-0	0-0-0*
2000	0-2-0	0-1-0	0-1-0	0-0-0
2001	1-0-1	1-0-0	0-0-1	0-0-1
2002	2-0-0	1-0-0	1-0-0	0-0-0
2003	2-1-0	0-1-0	2-0-0	0-0-0
2004	2-1-0	1-0-0	1-1-0	-
2005	2-0-0	1-0-0	1-0-0	-
2006	1-1-0	1-0-0	0-1-0	-
2007	2-0-0	1-0-0	1-0-0	-
2008	2-0-0	1-0-0	1-0-0	-
2009	1-1-0	1-0-0	0-1-0	-
2010	0-0-2	0-0-1	0-0-1	-
Totals	22-10-3	11-5-1	11-5-2	

REVS VS. DALLAS IN MLS CUP PLAYOFFS

Year	Overall	Home	Away	Neutral	Series Result
Never Met					

REVS VS. DALLAS IN U.S. OPEN CUP

Year	Overall	Home	Away	Neutral	SO
2007	1-0-0	0-0-0	1-0-0	0-0-0	-
Totals	1-0-0	0-0-0	1-0-0	0-0-0	-

ALL-TIME ALL-COMPETITIONS RECORD

Overall	Home	Away	Neutral
23-10-3	11-5-1	12-5-2	0-0-0

ALL-TIME MLS REGULAR-SEASON MEETINGS

Date	Score	NE Result	Notes
6/23/96	Dallas 4 at New England 1	L	
9/04/96	Dallas 1 at New England 2	W	
9/07/96	New England 2 at Dallas 0	W	
3/29/97	New England 1 at Dallas 0	W	
6/01/97	Dallas 1 at New England 3	W	
6/22/97	Dallas 2 at New England 2	W	SO
9/25/97	New England 2 at Dallas 1	W	
6/27/98	Dallas 3 at New England 3	L	SO
7/18/98	New England 3 at Dallas 1	W	
6/26/99	New England 0 at Dallas 2	L	
9/24/99	Dallas 1 at New England 0	L	
4/08/00	New England 1 at Dallas 2	L	
8/02/00	Dallas 2 at New England 1	L	
7/04/01	New England 1 at Dallas 1	T	2OT
8/04/01	Dallas 1 at New England 5	W	
5/11/02	Dallas 0 at New England 2	W	
9/14/02	New England 2 at Dallas 1	W	
4/26/03	New England 2 at Dallas 1	W	
7/16/03	Dallas 2 at New England 1	L	
10/04/03	New England 4 at Dallas 1	W	
6/12/04	New England 1 at Dallas 3	L	
8/11/04	New England 3 at Dallas 0	W	
10/02/04	Dallas 0 at New England 2	W	
7/16/05	Dallas 2 at New England 3	W	
8/13/05	New England 2 at Dallas 1	W	
5/20/06	New England 0 at Dallas 4	L	
6/28/06	Dallas 0 at New England 1	W	
4/29/07	New England 1 at Dallas 0	W	
9/15/07	Dallas 2 at New England 4	W	
4/24/08	New England 1 at Dallas 0	W	
6/06/08	Dallas 1 at New England 2	W	
4/04/09	Dallas 1 at New England 2	W	
9/30/09	New England 0 at Dallas 1	L	
5/01/10	Dallas 1 at New England 1	T	
9/22/10	New England 2 at Dallas 2	T	

ALL-TIME MLS CUP PLAYOFFS MEETINGS

Date	Score	NE Result	Notes	Series
Never Met				

ALL-TIME U.S. OPEN CUP MEETINGS

Date	Score	Result	Notes
10/3/07	New England 3 at Dallas 2	W	



NEW ENGLAND VS. DALLAS

ALL-TIME TEAM STATS

Category	REVOLUTION				DALLAS			
	1st Half	2nd Half	OT	Totals	1st Half	2nd Half	OT	Totals
Goals	30	33	0	63	23	22	0	45
Shots	215	220	3	438	209	264	1	474
Shots on Goal	111	132	1	244	115	115	0	230
Fouls	261	254	0	515	270	267	2	539
Offsides	39	54	0	93	64	57	0	121
Corner Kicks	92	97	0	189	100	119	0	219

ALL-TIME REGULAR-SEASON SERIES LEADERS

	REVOLUTION		DALLAS	
Goals	14	Taylor Twellman	7	Jason Kreis
Assists	7	Steve Ralston	7	Jason Kreis
Shots	56	Taylor Twellman	45	Jason Kreis
Shots on Goal	37	Taylor Twellman	21	Jason Kreis
Fouls Committed	28	Shalrie Joseph	29	Deering/Kreis
Fouls Suffered	28	Pierce/Twellman	33	Jason Kreis
Wins	9	Matt Reis	4	Matt Jordan
Losses	3	Causey/Reis	7	Mark Dodd
Shutouts	5	Matt Reis	2	Matt Jordan
Saves	57	Matt Reis	46	Mark Dodd
Goals Allowed	16	Matt Reis	19	Mark Dodd

ALL-TIME REGULAR-SEASON SERIES GAME HIGHS

	REVOLUTION		DALLAS	
Goals	3	Taylor Twellman (7/16/05)	2	Carlos Ruiz (twice)
Assists	2	4 players tied	2	Diego Sonora (6/23/96)
Shots	8	Taylor Twellman (9/14/02)	6	Sanchez/O'Brien
Shots on Goal	5	Taylor Twellman (twice)	5	Kenny Cooper (4/4/09)
Fouls Committed	6	3 players tied	7	Deering/Valakari
Fouls Suffered	7	Keegan/Cancela	7	Daniel Peinado (3/29/97)
Saves	14	Aidan Heaney (9/7/96)	11	D.J. Countess (7/16/03)
Goals Allowed	4	Heaney/Reis	5	Matt Jordan (8/4/01)

CURRENT NEW ENGLAND PLAYERS CAREER STATISTICS VS. DALLAS

UNF	POS	PLAYER	GP	GS	MIN	G	A	SHT	SOG	FC	FS	OFF	CK	C	E
21	MID	Shalrie Joseph	16	16	1417	3	2	22	10	28	27	2	0	1	0
17	MID	Sainey Nyassi	5	4	366	1	1	7	2	6	5	1	0	1	0
15	FWD	Zack Schilawski	2	1	53	1	0	3	2	0	0	1	0	0	0
9	FWD	Ilja Stolica	1	1	82	1	0	2	1	0	0	1	0	0	0
11	FWD	Kheli Dube	6	4	373	0	1	4	2	11	8	4	0	1	1
29	MID	Marko Perovic	2	2	180	0	1	6	3	2	1	1	7	1	0
8	DEF	Chris Tierney	3	3	204	0	1	0	0	2	1	0	2	0	0
30	MID	Kevin Alston	3	3	270	0	0	0	0	3	8	0	0	0	0
25	DEF	Darius Barnes	4	4	360	0	0	0	0	1	0	0	0	1	0
45	DEF	Ryan Cochrane	15	8	1068	0	0	3	1	14	6	0	0	2	1
7	FWD	Kenny Mansally	4	3	258	0	0	2	0	9	3	1	5	1	0
28	M/D	Pat Phelan	2	2	180	0	0	0	0	0	2	0	0	1	0
1	GK	Matt Reis	18	17	1570	0	0	0	0	1	2	0	0	1	0
27	DEF	Seith Sinovic	1	1	82	0	0	0	0	1	1	0	0	1	0
TEAM TOTALS			35	35	3160	63	65	438	244	515	531	93	189	65	5
OPPONENT TOTALS			35	35	3160	45	54	474	230	539	503	121	219	64	7

UNF	POS	GOALKEEPER	GP	GS	MIN	SHT	SV	GA	GAA	PG	PA	W	L	T	SO
1	GK	Matt Reis	18	17	1570	92	67	22	1.26	1	2	9	4	4	6
TEAM TOTALS			35	35	3160	230	171	45	1.28	2	3	22	10	3	8
OPPONENT TOTALS			35	35	3160	244	170	63	1.79	5	5	10	22	3	4



HOUSTON DYNAMO



1001 Avenida de las Americas
Suite 200
Houston, TX 77010
Main Number: (713) 276-7500
Fax: (713) 276-7572
www.houstondynamo.com

ADMINISTRATION

Investor/Operators	AEG, Golden Boy Promotions, Brenner Int'l Group
President	Chris Canetti
Senior Vice President	Rocky Harris
Head Coach	Dominic Kinnear
Assistant Coaches	Wade Barrett, Steve Ralston
Goalkeepers Coach	Tim Hanley
Team Administrator	Nick Kowba

PR CONTACTS

Lester Gretsich	lgretsich@houstondynamo.com
Office	(713) 276-7522
Mobile	(832) 633-0632
Jonathan Yardley	jyardley@houstondynamo.com
Office	(713) 276-7520
Mobile	(713) 876-4500

HOME FACILITY

Stadium	Robertson Stadium
MLS Capacity	30,000
Field Dimensions	115 x 75 yards
Surface	Natural Grass
Team Colors	Orange, White and Blue

REVS VS. DYNAMO IN MLS REGULAR SEASON

Year	Overall	Home	Away	SO*/OT
2006	0-0-2	0-0-1	0-0-1	-
2007	1-0-1	0-0-1	1-0-0	-
2008	2-0-0	1-0-0	1-0-0	-
2009	1-1-0	0-1-0	1-0-0	-
2010	2-0-0	1-0-0	1-0-0	-
Totals	6-1-3	2-1-2	4-0-1	

REVS VS. DYNAMO IN MLS CUP PLAYOFFS

Year	Overall	Home	Away	Neutral	Series Result
2006	0-0-1	0-0-0	0-0-0	0-0-1	L (PKs)
2007	0-1-0	0-0-0	0-0-0	0-1-0	L
Totals	0-1-1	0-0-0	0-0-0	0-1-1	0-2

REVS VS. DYNAMO IN U.S. OPEN CUP

Year	Overall	Home	Away	Neutral	SO
Never Met					

REVS VS. DYNAMO IN SUPERLIGA

Year	Overall	Home	Away	Neutral	SO
2008	0-0-1	0-0-1	0-0-0	0-0-0	W (PKs)

ALL-TIME ALL-COMPETITIONS RECORD

Overall	Home	Away	Neutral
6-2-5	2-1-3	4-0-1	0-1-1

ALL-TIME MLS REGULAR-SEASON MEETINGS

Date	Score	NE Result	Notes
5/27/06	Houston 1 at New England 1	T	
7/22/06	New England 1 at Houston 1	T	
5/19/07	New England 1 at Houston 0	W	
7/22/07	Houston 3 at New England 3	T	
3/29/08	Houston 0 at New England 3	W	
6/12/08	New England 2 at Houston 0	W	
5/03/09	Houston 2 at New England 0	L	
7/25/09	New England 1 at Houston 0	W	
8/14/10	Houston 0 at New England 1	W	
10/10/10	New England 2 at Houston 1	W	

ALL-TIME MLS CUP PLAYOFFS MEETINGS

Date	Score	NE Result	Notes	Series
11/12/06	New England 1 vs. Houston 1	T	L (PKs, 4-3)	L
11/18/07	New England 1 vs. Houston 2	L		L

ALL-TIME U.S. OPEN CUP MEETINGS

Date	Score	Result	Notes
Never Met			

ALL-TIME SUPERLIGA MEETINGS

Date	Score	Result	Notes
8/05/08	Houston 2 at New England 2	T	W (PKs, 6-5)



NEW ENGLAND VS. HOUSTON

ALL-TIME TEAM STATS

Category	REVOLUTION				DYNAMO			
	1st Half	2nd Half	OT	Totals	1st Half	2nd Half	OT	Totals
Goals	7	8	0	15	1	7	0	8
Shots	48	43	0	91	61	73	0	134
Shots on Goal	27	19	0	46	23	35	0	58
Fouls	58	57	0	115	79	76	0	155
Offsides	10	9	0	19	14	15	0	29
Corner Kicks	20	20	0	40	23	37	0	60

ALL-TIME REGULAR-SEASON SERIES LEADERS

	REVOLUTION		DYNAMO	
Goals	3	3 players tied	3	Brian Ching
Assists	2	Pat Noonan	1	9 players tied
Shots	11	Shalrie Joseph	16	Brian Ching
Shots on Goal	6	Cristman/Joseph	6	3 players tied
Fouls Committed	13	Heaps/Larentowicz	17	Eddie Robinson
Fouls Suffered	13	Cristman/Joseph	10	Davis/Moreno
Wins	5	Matt Reis	1	Pat Onstad
Losses	1	Matt Reis	4	Pat Onstad
Shutouts	5	Matt Reis	1	Pat Onstad
Saves	41	Matt Reis	26	Pat Onstad
Goals Allowed	7	Matt Reis	12	Pat Onstad

ALL-TIME REGULAR-SEASON SERIES GAME HIGHS

	REVOLUTION		DYNAMO	
Goals	1	14 players tied	2	Brian Ching (7/22/07)
Assists	1	11 players tied	1	9 players tied
Shots	7	Adam Cristman (3/29/08)	4	3 players tied
Shots on Goal	6	Adam Cristman (3/29/08)	3	Andrew Hainault (7/25/09)
Fouls Committed	5	Mauricio Castro (6/12/08)	5	3 players tied
Fouls Suffered	6	Adam Cristman (6/12/08)	7	Alejandro Moreno (7/22/06)
Saves	8	Matt Reis (7/25/09)	10	Pat Onstad (3/29/08)
Goals Allowed	3	Matt Reis (7/22/07)	3	Pat Onstad (twice)

CURRENT NEW ENGLAND PLAYERS CAREER STATISTICS VS. HOUSTON

UNF	POS	PLAYER	GP	GS	MIN	G	A	SHT	SOG	FC	FS	OFF	CK	C	E
11	FWD	Kheli Dube	5	4	329	3	1	10	5	4	5	0	0	0	0
21	MID	Shalrie Joseph	9	8	735	3	0	11	6	8	13	2	0	0	0
17	MID	Sainey Nyassi	5	4	371	1	1	6	3	2	4	1	2	0	0
9	FWD	Ilija Stolica	2	2	166	1	1	4	2	2	3	2	0	0	0
30	MID	Kevin Alston	1	1	90	0	1	1	0	0	0	0	0	0	0
25	DEF	Darius Barnes	4	4	360	0	0	0	0	1	2	0	1	1	0
45	DEF	Ryan Cochrane	3	2	289	0	0	0	0	2	1	0	0	1	0
7	FWD	Kenny Mansally	4	3	274	0	0	4	2	8	5	2	6	1	0
29	MID	Marko Perovic	2	2	152	0	0	2	0	1	1	3	9	0	0
28	M/D	Pat Phelan	5	4	318	0	0	1	1	3	4	0	0	1	0
1	GK	Matt Reis	9	9	810	0	0	0	0	0	6	0	0	0	0
15	FWD	Zack Schilawski	1	0	27	0	0	0	0	1	0	2	0	0	0
34	GK	Bobby Shuttleworth	1	1	90	0	0	0	0	0	0	0	0	0	0
27	DEF	Seth Sinovic	1	0	1	0	0	0	0	0	0	0	0	0	0
8	DEF	Chris Tierney	3	3	270	0	0	0	0	1	0	0	3	0	0
TEAM TOTALS			10	10	900	15	11	91	46	115	154	19	40	13	0
OPPONENT TOTALS			10	10	900	8	9	134	58	155	114	29	60	26	3

UNF	POS	GOALKEEPER	GP	GS	MIN	SHT	SV	GA	GAA	PG	PA	W	L	T	SO
1	GK	Matt Reis	9	9	810	51	41	7	0.78	0	1	5	1	3	5
34	GK	Bobby Shuttleworth	1	1	90	7	6	1	1.00	0	0	1	0	0	0
TEAM TOTALS			10	10	900	58	47	8	0.80	0	1	6	1	3	5
OPPONENT TOTALS			10	10	900	46	32	15	1.50	1	1	1	6	3	1



LA GALAXY



The Home Depot Center
18400 Avalon Blvd., Suite 200
Carson, CA 90746
Main Number: (310) 630-2200
Fax: (310) 630-2250
www.lagalaxy.com

ADMINISTRATION

Investor/Operator	AEG
President of Business Operations	Tom Payne
General Manager & Head Coach	Bruce Arena
Associate Head Coach	Dave Sarachan
Assistant Coaches	Curt Onalfo, Gregg Berhalter
Goalkeepers Coach	Ian Feuer
Director of Soccer Operations	David Kammarman
Team Administrator	Shant Kasparian

PR CONTACTS

Patrick Donnelly	pdonnelly@lagalaxy.com
Office	(310) 630-2214
Mobile	(310) 617-7010
Justin Pearson	jpearson@lagalaxy.com
Office	(310) 630-2216
Mobile	(310) 617-2198
Jaime Cardenas	jcardenas@lagalaxy.com
Office	(310) 630-2215
Mobile	(310) 995-8561

HOME FACILITY

Stadium	The Home Depot Center
Capacity	27,000
Field Dimensions	120 x 75 yards
Surface	Natural Grass
Team Colors	Midnight Blue and Gold

REVS VS. GALAXY IN MLS REGULAR SEASON

Year	Overall	Home	Away	SO/OT
1996	1-2-0	0-1-0	1-1-0	0-1-0*
1997	1-2-0	1-1-0	0-1-0	1-1-0*
1998	0-2-0	0-1-0	0-1-0	0-0-0*
1999	0-2-0	0-1-0	0-1-0	0-0-0*
2000	1-0-1	1-0-0	0-0-1	0-0-1
2001	1-1-0	1-0-0	0-1-0	0-0-0
2002	1-1-0	1-0-0	0-1-0	0-0-0
2003	1-1-1	1-0-0	0-1-1	0-1-1
2004	1-1-0	1-0-0	0-1-0	-
2005	0-0-2	0-0-1	0-0-1	-
2006	2-0-0	1-0-0	1-0-0	-
2007	2-0-0	1-0-0	1-0-0	-
2008	1-0-1	0-0-1	1-0-0	-
2009	0-2-0	0-1-0	0-1-0	-
2010	1-1-0	1-0-0	0-1-0	-
Totals	13-15-5	9-5-2	4-10-3	

REVS VS. GALAXY IN MLS CUP PLAYOFFS

Year	Overall	Home	Away	Neutral	Series Result
2002	0-1-0	0-0-0	0-0-0	0-1-0	L
2005	0-1-0	0-0-0	0-0-0	0-1-0	L
Totals	0-2-0	0-0-0	0-0-0	0-2-0	0-2

REVS VS. GALAXY IN U.S. OPEN CUP

Year	Overall	Home	Away	Neutral	SO
2001	0-1-0	0-0-0	0-1-0	0-0-0	
Totals	0-1-0	0-0-0	0-1-0	0-0-0	

ALL-TIME ALL-COMPETITIONS RECORD

Overall	Home	Away	Neutral
13-18-5	9-5-2	4-11-3	0-2-0

ALL-TIME MLS REGULAR-SEASON MEETINGS

Date	Score	NE Result	Notes
6/06/96	LA 2 at New England 2	L	SO
7/04/96	New England 1 at LA 0	W	
8/08/96	New England 0 at LA 1	L	
6/08/97	LA 0 at New England 0	W	SO
7/04/97	New England 0 at LA 2	L	
8/14/97	LA 1 at New England 1	L	SO
6/07/98	New England 1 at LA 5	L	
8/22/98	LA 5 at New England 1	L	
5/23/99	New England 0 at LA 1	L	
7/11/99	LA 5 at New England 2	L	
4/01/00	New England 2 at LA 2	T	2OT
5/24/00	LA 1 at New England 2	W	
5/26/01	New England 0 at LA 2	L	
7/17/01	LA 2 at New England 3	W	
5/25/02	LA 2 at New England 3	W	
8/10/02	New England 1 at LA 2	L	
5/10/03	LA 0 at New England 2	W	
7/04/03	New England 2 at LA 2	T	2OT
8/23/03	New England 1 at LA 2	L	2OT
4/03/04	New England 2 at LA 3	L	
5/01/04	LA 1 at New England 2	W	
7/04/05	New England 1 at LA 1	T	
7/27/05	LA 1 at New England 1	T	
4/01/06	New England 1 at LA 0	W	
5/06/06	LA 0 at New England 4	W	
5/12/07	New England 3 at LA 2	W	
8/12/07	LA 0 at New England 1	W	
7/04/08	New England 2 at LA 1	W	
8/30/08	LA 2 at New England 2	T	
7/04/09	New England 0 at LA 1	L	
8/08/09	LA 2 at New England 1	L	
3/27/10	New England 0 at LA 1	L	
7/10/10	LA 0 at New England 2	W	

ALL-TIME MLS CUP PLAYOFFS MEETINGS

Date	Score	NE Result	Notes	Series
10/20/02	LA 1 vs. New England 0	L	2OT	L
11/13/05	LA 1 vs. New England 0	L	2OT	L

ALL-TIME U.S. OPEN CUP MEETINGS

Date	Score	Result	Notes
10/27/01	New England 1 at LA 2	L	OT

NEW ENGLAND VS. LA

ALL-TIME TEAM STATS

Category	REVOLUTION				GALAXY			
	1st Half	2nd Half	OT	Totals	1st Half	2nd Half	OT	Totals
Goals	18	28	0	46	19	32	1	52
Shots	159	189	2	350	181	257	6	444
Shots on Goal	70	91	1	162	83	122	2	207
Fouls	257	246	4	507	239	247	6	492
Offsides	47	39	0	86	41	51	3	95
Corner Kicks	71	69	1	141	81	103	0	184

ALL-TIME REGULAR-SEASON SERIES LEADERS

	REVOLUTION			GALAXY		
	Goals	Assists	Shots	Fouls Committed	Fouls Suffered	Wins
	8	4	41	21	33	6
	Taylor Twellman	Steve Ralston	Taylor Twellman	Taylor Twellman	Shalrie Joseph	Matt Reis
	10	10	40	25	21	7
	Cobi Jones	Mauricio Cienfuegos	Cobi Jones	Cobi Jones	Greg Vanney	Kevin Hartman
	55	55	55	55	55	55
	Cobi Jones	Cobi Jones	Cobi Jones	Cobi Jones	Cobi Jones	Cobi Jones
	6	3	4	42	10	3
	Kevin Hartman	Brown/Zenga	Matt Reis	Matt Reis	3 players tied	Kevin Hartman
	6	6	2	49	25	6
	Kevin Hartman	Kevin Hartman	Campos/Hartman	Kevin Hartman	Kevin Hartman	Kevin Hartman

ALL-TIME REGULAR-SEASON SERIES GAME HIGHS

	REVOLUTION			GALAXY		
	Goals	Assists	Shots	Fouls Committed	Fouls Suffered	Saves
	2	2	7	5	9	8
	5 players tied	Ramos/Cancela	4 players tied	5 players tied	Taylor Twellman (5/1/04)	Jeff Causey (twice)
	3	3	8	6	6	8
	Cobi Jones (8/22/98)	Hermosillo/Cienfuegos	Cobi Jones (8/22/98)	3 players tied	Carlos Ruiz (8/23/03)	Jorge Campos (6/6/96)
	6	6	7	6	6	4
	Cobi Jones (8/22/98)	Cobi Jones (8/22/98)	Cobi Jones (8/22/98)	3 players tied	Carlos Ruiz (8/23/03)	Kevin Hartman (5/6/06)
	6	6	7	6	6	4
	Cobi Jones (8/22/98)	Cobi Jones (8/22/98)	Cobi Jones (8/22/98)	3 players tied	Carlos Ruiz (8/23/03)	Kevin Hartman (5/6/06)

CURRENT NEW ENGLAND PLAYERS CAREER STATISTICS VS. LA

UNF	POS	PLAYER	GP	GS	MIN	G	A	SHT	SOG	FC	FS	OFF	CK	C	E
21	MID	Shalrie Joseph	15	15	1368	4	2	17	9	33	24	5	0	3	0
45	DEF	Ryan Cochrane	17	14	1261	2	0	4	3	29	9	2	0	4	1
17	MID	Sainey Nyassi	6	4	410	1	0	6	6	9	7	0	1	1	0
29	MID	Marko Perovic	1	1	90	1	0	3	1	0	0	0	3	0	0
30	MID	Kevin Alston	4	4	359	0	0	4	2	7	8	0	0	1	0
25	DEF	Darius Barnes	3	3	270	0	0	0	0	3	1	0	0	0	0
33	MID	Zak Boggs	1	0	32	0	0	0	0	0	1	0	0	0	0
11	FWD	Kheli Dube	5	4	295	0	0	8	1	10	2	6	0	0	0
7	FWD	Kenny Mansally	3	2	194	0	0	4	0	6	5	0	10	2	0
28	M/D	Pat Phelan	6	3	257	0	0	2	2	2	4	0	0	1	0
1	GK	Matt Reis	11	11	990	0	0	0	0	0	4	0	0	2	0
15	FWD	Zack Schillawski	2	2	160	0	0	1	0	0	4	3	0	0	0
27	DEF	Seth Sinovic	2	2	180	0	0	0	0	0	1	0	0	0	0
8	DEF	Chris Tierney	2	2	180	0	0	1	1	0	0	1	2	0	0
TEAM TOTALS			33	33	2998	46	39	350	162	507	476	86	141	66	5
OPPONENT TOTALS			33	33	2998	52	66	444	207	492	492	95	184	58	1

UNF	POS	GOALKEEPER	GP	GS	MIN	SHT	SV	GA	GAA	PG	PA	W	L	T	SO
1	GK	Matt Reis	11	11	990	53	42	10	0.91	0	0	6	2	3	4
TEAM TOTALS			33	33	2998	207	146	52	1.56	1	2	13	15	5	7
OPPONENT TOTALS			33	33	2998	162	108	46	1.38	6	7	15	13	5	7

NEW YORK RED BULLS



Red Bull Arena
600 Cape May Street
Harrison, NJ 07029
www.newyorkredbulls.com

ADMINISTRATION

Investor/Operator	Red Bull GmbH
General Manager & Sporting Director	Erik Soler
Managing Director	Erik Stover
Head Coach	Hans Backe
Assistant Coaches	Richie Williams, Jan Halvor Halvorsen
Goalkeepers Coach	Des McKeenan

PR CONTACTS

Jurgen Mainka	jurgen.mainka@newyorkredbulls.com
Office	(973) 268-7247
Brian Tsao	brian.tsao@newyorkredbulls.com
Office	(973) 268-7246
Mobile	(201) 988-3817
Ernesto Motta (Hispanic Media)	ernesto.motta@newyorkredbulls.com
Office	(973) 268-7244
Mobile	(201) 745-3113
Robert Sierra (Hispanic Media)	robert.sierra@newyorkredbulls.com
Office	(973) 268-7242
Mobile	(201) 253-8700

HOME FACILITY

Stadium	Red Bull Arena
MLS Capacity	25,000
Field Dimensions	120 x 75 yards
Surface	Natural Grass
Team Colors	Red, Blue, Yellow and White

REVS VS. RED BULLS IN MLS REGULAR SEASON

Year	Overall	Home	Away	SO*OT
1996	3-1-0	2-0-0	1-1-0	1-0-0*
1997	2-2-0	2-0-0	0-2-0	0-0-0*
1998	1-3-0	0-2-0	1-1-0	0-2-0*
1999	4-0-0	2-0-0	2-0-0	2-0-0*
2000	1-3-0	1-1-0	0-2-0	0-1-0
2001	0-2-1	0-0-1	0-2-0	0-0-1
2002	1-3-0	1-1-0	0-2-0	0-0-0
2003	3-0-1	1-0-1	2-0-0	0-0-1
2004	1-1-2	1-0-1	0-1-1	-
2005	2-1-1	2-0-0	0-1-1	-
2006	3-0-1	2-0-0	1-0-1	-
2007	2-0-1	1-0-0	1-0-1	-
2008	0-0-2	0-0-1	0-0-1	-
2009	1-0-2	1-0-0	0-0-2	-
2010	1-1-0	1-0-0	0-1-0	-
Totals	25-17-11	17-4-4	8-13-7	

REVS VS. RED BULLS IN MLS CUP PLAYOFFS

Year	Overall	Home	Away	Neutral	Series Result
2003	1-0-1	0-0-1	1-0-0	0-0-0	W
2005	1-1-0	1-0-0	0-1-0	0-0-0	W
2007	1-0-1	1-0-0	0-0-1	0-0-0	W
Totals	3-1-2	2-0-1	1-1-1	0-0-0	3-0

REVS VS. RED BULLS IN U.S. OPEN CUP

Year	Overall	Home	Away	Neutral	SO
2003	0-1-0	0-0-0	0-1-0	0-0-0	-
2010	0-1-0	0-0-0	0-1-0	0-0-0	-
Totals	0-2-0	0-0-0	0-2-0	0-0-0	

ALL-TIME ALL-COMPETITIONS RECORD

Overall	Home	Away	Neutral
28-20-13	19-4-5	9-16-8	0-0-0

ALL-TIME MLS REGULAR-SEASON MEETINGS

Date	Score	NE Result	Notes
4/20/96	New England 1 at MetroStars 0	W	
5/19/96	MetroStars 0 at New England 2	W	
8/03/96	MetroStars 1 at New England 1	W	SO
8/14/96	New England 0 at MetroStars 4	L	
4/12/97	New England 1 at MetroStars 3	L	
5/30/97	MetroStars 1 at New England 3	W	
9/09/97	New England 1 at MetroStars 3	L	
9/20/97	MetroStars 2 at New England 3	W	
5/31/98	MetroStars 1 at New England 1	L	SO
6/24/98	New England 3 at MetroStars 5	L	
9/02/98	New England 2 at MetroStars 0	W	
9/26/98	MetroStars 0 at New England 0	L	SO
5/29/99	New England 3 at MetroStars 3	W	SO
7/04/99	MetroStars 2 at New England 3	W	
8/25/99	New England 1 at MetroStars 1	W	SO
10/02/99	MetroStars 1 at New England 2	W	
6/17/00	New England 2 at MetroStars 4	L	
7/15/00	MetroStars 2 at New England 0	L	
8/12/00	New England 1 at MetroStars 2	L	OT
9/09/00	MetroStars 3 at New England 4	W	
4/07/01	New England 1 at MetroStars 2	L	
6/03/01	MetroStars 1 at New England 1	T	2OT
9/07/01	New England 1 at MetroStars 3	L	
3/23/02	New England 1 at MetroStars 3	L	
6/29/02	MetroStars 2 at New England 0	L	
7/20/02	New England 3 at MetroStars 4	L	
2/21/02	MetroStars 0 at New England 3	W	
7/12/03	MetroStars 3 at New England 3	T	2OT
9/13/03	New England 2 at MetroStars 1	W	
10/18/03	New England 2 at MetroStars 1	W	
10/25/03	MetroStars 2 at New England 5	W	
4/25/04	New England 1 at MetroStars 1	T	
5/22/04	MetroStars 1 at New England 1	T	
6/26/04	MetroStars 1 at New England 2	W	
9/11/04	New England 2 at MetroStars 3	L	
5/21/05	New England 2 at MetroStars 2	T	
6/25/05	MetroStars 2 at New England 4	W	
9/17/05	New England 4 at MetroStars 5	L	
9/24/05	MetroStars 0 at New England 1	W	
4/08/06	New England 0 at Red Bulls 0	T	
7/01/06	Red Bulls 2 at New England 3	W	
9/09/06	Red Bulls 0 at New England 1	W	
9/20/06	New England 2 at Red Bulls 0	W	
7/14/07	New England 1 at Red Bulls 0	W	
8/25/07	Red Bulls 1 at New England 2	W	
9/22/07	New England 2 at Red Bulls 2	T	
4/19/08	New England 1 at Red Bulls 1	T	
6/18/08	Red Bulls 1 at New England 1	T	
3/28/09	New England 1 at Red Bulls 1	T	
6/07/09	Red Bulls 0 at New England 4	W	
9/18/09	New England 1 at Red Bulls 1	T	
5/29/10	Red Bulls 2 at New England 3	W	
10/21/10	New England 0 at Red Bulls 2	L	

ALL-TIME MLS CUP PLAYOFFS MEETINGS

Date	Score	NE Result	Notes	Series
11/01/03	New England 2 at MetroStars 0	W		
11/09/03	MetroStars 1 at New England 1	T		W
10/22/05	New England 0 at MetroStars 1	L		
10/29/05	MetroStars 1 at New England 3	W		W
10/27/07	New England 0 at Red Bulls 0	T		
11/03/07	Red Bulls 0 at New England 1	W		

ALL-TIME U.S. OPEN CUP MEETINGS

Date	Score	Result	Notes
8/27/03	New England 1 at MetroStars 3	L	
5/12/10	New England 0 at Red Bulls 3	L	

NEW ENGLAND VS. NEW YORK

ALL-TIME TEAM STATS

Category	REVOLUTION				RED BULLS			
	1st Half	2nd Half	OT	Totals	1st Half	2nd Half	OT	Totals
Goals	48	47	0	95	40	47	1	88
Shots	346	406	4	756	331	357	3	691
Shots on Goal	177	189	3	369	158	178	3	339
Fouls	392	442	5	839	403	380	7	790
Offsides	101	74	3	178	86	93	1	180
Corner Kicks	131	142	2	275	133	133	2	268

ALL-TIME REGULAR-SEASON SERIES LEADERS

	REVOLUTION		RED BULLS	
Goals	14	Taylor Twellman	5	Savarese/Valencia
Assists	13	Steve Ralston	6	Lisi/Mathis
Shots	75	Taylor Twellman	31	Amado Guevara
Shots on Goal	44	Taylor Twellman	17	Amado Guevara
Fouls Committed	50	Shalrie Joseph	31	Amado Guevara
Fouls Suffered	44	Shalrie Joseph	45	Tab Ramos
Wins	10	Matt Reis	7	Tony Meola
Losses	4	Causey/Sommer	8	Tony Meola
Shutouts	6	Matt Reis	3	Tony Meola
Saves	84	Matt Reis	80	Tony Meola
Goals Allowed	23	Matt Reis	26	Tony Meola

ALL-TIME REGULAR-SEASON SERIES GAME HIGHS

	REVOLUTION		RED BULLS	
Goals	3	Naveda/Noonan	3	Alex Comas (9/9/00)
Assists	2	11 players tied	2	12 players tied
Shots	9	Clint Dempsey (7/1/06)	6	5 players tied
Shots on Goal	6	Clint Dempsey (7/1/06)	5	Mamadou Diallo (7/20/02)
Fouls Committed	7	3 players tied	6	4 players tied
Fouls Suffered	10	Kenny Mansally (10/21/10)	8	Ramos/Ziadie
Saves	9	Brown/Reis	11	Tim Howard (7/12/03)
Goals Allowed	5	Feuer/Reis	5	Paul Grafer (10/25/03)

CURRENT NEW ENGLAND PLAYERS CAREER STATISTICS VS. NEW YORK

UNF	POS	PLAYER	GP	GS	MIN	G	A	SHT	SOG	FC	FS	OFF	CK	C	E
21	MID	Shalrie Joseph	24	24	2153	2	8	40	17	50	44	5	0	5	0
7	FWD	Kenny Mansally	5	4	355	1	0	4	3	8	17	3	3	1	0
17	MID	Sainey Nyassi	7	7	539	1	0	6	4	4	7	1	0	1	0
29	MID	Marko Perovic	2	2	180	1	0	5	2	0	3	0	8	0	0
15	FWD	Zack Schilawski	2	1	103	1	0	2	1	1	1	0	0	0	0
11	FWD	Kheli Dube	5	4	336	0	1	11	5	8	8	1	1	2	0
1	GK	Matt Reis	21	19	1765	0	1	0	0	1	1	0	0	0	0
30	MID	Kevin Alston	4	4	360	0	0	3	2	3	4	0	0	0	0
25	DEF	Darius Barnes	4	4	360	0	0	0	0	2	2	0	0	0	0
33	MID	Zak Boggs	1	0	29	0	0	1	0	0	1	0	0	0	0
45	DEF	Ryan Cochrane	8	8	652	0	0	0	0	11	5	0	0	1	0
28	MID	Pat Phelan	4	2	165	0	0	0	0	3	0	0	0	0	0
34	GK	Bobby Shuttleworth	2	1	141	0	0	0	0	0	0	0	0	0	0
27	DEF	Seih Sinovic	1	1	90	0	0	1	0	1	1	0	0	0	0
9	FWD	Ilija Stolica	1	1	77	0	0	4	2	0	0	3	0	0	0
8	DEF	Chris Tierney	4	4	358	0	0	6	4	1	2	0	0	0	0
TEAM TOTALS			53	53	4793	95	96	756	369	839	765	178	275	99	5
OPPONENT TOTALS			53	53	4793	88	106	691	339	790	807	180	268	101	10

UNF	POS	GOALKEEPER	GP	GS	MIN	SHT	SV	GA	GAA	PG	PA	W	L	T	SO
1	GK	Matt Reis	21	19	1765	115	87	23	1.17	3	3	11	2	7	7
34	GK	Bobby Shuttleworth	2	1	141	5	2	3	1.91	0	0	1	1	0	0
TEAM TOTALS			53	53	4793	339	225	88	1.65	5	8	25	17	11	11
OPPONENT TOTALS			53	53	4793	369	257	95	1.78	5	6	17	25	11	6

PHILADELPHIA UNION



2501 Seaport Drive
Switch House Suite 500
Chester, PA 19013
Main number: (610) 497-1657
www.philadelphiaunion.com

ADMINISTRATION

Chairman	Jay Sugarman
CEO & Operating Partner	Nick Sakiewicz
Head Coach	Peter Nowak
Assistant Coaches	John Hackworth
Goalkeepers Coach	Rob Varlughian
Head of Scouting and Player Development	Diego Gutierrez
Team Coordinator	Josh Gros

PR CONTACTS

Judah Levine	jlevine@philadelphiaunion.com
Office	(610) 497-6287
Mobile	(917) 301-8030
Aimee Cicero	acicero@philadelphiaunion.com
Office	(610) 497-8186
Mobile	(610) 209-3657
Cristina Maillo-Belda	cmaillo-belda@philadelphiaunion.com
Office	(610) 497-8187
Mobile	(240) 602-0488

HOME FACILITY

Stadium	PPL Park
MLS Capacity	18,500
Field Dimensions	120 x 75 yards
Surface	Natural Grass
Team Colors	Navy Blue and Gold

REVS VS. PHILADELPHIA IN MLS REGULAR SEASON

Year	Overall	Home	Away	SO*/OT
2010	0-1-1	0-1-0	0-0-1	-
Totals	0-1-1	0-1-0	0-0-1	

REVS VS. PHILADELPHIA IN MLS CUP PLAYOFFS

Year	Overall	Home	Away	Neutral	Series Result
Never Met					

REVS VS. PHILADELPHIA IN U.S. OPEN CUP

Year	Overall	Home	Away	Neutral	SO
Never Met					

ALL-TIME ALL-COMPETITIONS RECORD

Overall	Home	Away	Neutral
0-1-1	0-1-0	0-0-1	0-0-0

ALL-TIME MLS REGULAR-SEASON MEETINGS

Date	Score	NE Result	Notes
7/31/10	New England 1 at Philadelphia 1	T	
8/28/10	Philadelphia 2 at New England 1	L	

ALL-TIME MLS CUP PLAYOFFS MEETINGS

Date	Score	NE Result	Notes	Series
Never Met				

ALL-TIME U.S. OPEN CUP MEETINGS

Date	Score	Result	Notes
Never Met			



NEW ENGLAND VS. PHILADELPHIA

ALL-TIME TEAM STATS

Category	REVOLUTION				UNION			
	1st Half	2nd Half	OT	Totals	1st Half	2nd Half	OT	Totals
Goals	1	1	0	2	1	2	0	3
Shots	9	17	0	26	6	16	0	22
Shots on Goal	2	7	0	9	2	5	0	7
Fouls	11	7	0	18	8	13	0	21
Offsides	2	2	0	4	0	5	0	5
Corner Kicks	5	6	0	11	5	5	0	10

ALL-TIME REGULAR-SEASON SERIES LEADERS

	REVOLUTION		UNION	
Goals	1	Perovic/Stolica	1	3 players tied
Assists	1	Shalrie Joseph	1	4 players tied
Shots	6	Nyassi/Perovic	10	Sebastien Le Toux
Shots on Goal	3	Joseph/Perovic	4	Sebastien Le Toux
Fouls Committed	4	Emmanuel Osei	3	3 players tied
Fouls Suffered	6	Shalrie Joseph	5	Alejandro Moreno
Wins	0		1	Chris Seitz
Losses	1	Bobby Shuttleworth	0	
Shutouts	0		0	
Saves	3	Matt Reis	7	Chris Seitz
Goals Allowed	2	Bobby Shuttleworth	2	Chris Seitz

ALL-TIME REGULAR-SEASON SERIES GAME HIGHS

	REVOLUTION		UNION	
Goals	1	Perovic/Stolica	1	3 players tied
Assists	1	Shalrie Joseph (8/28/10)	1	4 players tied
Shots	5	Marko Perovic (7/31/10)	7	Sebastien Le Toux (7/31/10)
Shots on Goal	2	Perovic/Joseph	3	Sebastien Le Toux (7/31/10)
Fouls Committed	2	5 players tied	2	5 players tied
Fouls Suffered	3	3 players tied	5	Alejandro Moreno (7/31/10)
Saves	3	Matt Reis (7/31/10)	4	Chris Seitz (8/28/10)
Goals Allowed	2	Bobby Shuttleworth (8/28/10)	1	Chris Seitz (twice)

CURRENT NEW ENGLAND PLAYERS CAREER STATISTICS VS. PHILADELPHIA

UNF	POS	PLAYER	GP	GS	MIN	G	A	SHT	SOG	FC	FS	OFF	CK	C	E
29	MID	Marko Perovic	2	2	180	1	0	6	3	1	4	3	11	1	0
9	FWD	Ilija Stolica	1	1	54	1	0	2	1	1	0	0	0	0	0
21	MID	Shalrie Joseph	2	2	180	0	1	5	3	2	6	0	0	1	0
30	MID	Kevin Alston	1	1	90	0	0	1	0	0	1	0	0	0	0
25	DEF	Darius Barnes	2	2	180	0	0	0	0	1	0	0	0	0	0
45	DEF	Ryan Cochrane	2	1	104	0	0	0	0	2	1	0	0	0	0
7	FWD	Kenny Mansally	1	0	29	0	0	1	1	0	1	0	0	0	0
17	MID	Sainey Nyassi	2	2	180	0	0	6	0	0	3	0	0	0	0
28	M/D	Pat Phelan	2	2	180	0	0	1	0	2	2	0	0	0	0
1	GK	Matt Reis	1	1	90	0	0	0	0	0	0	0	0	0	0
15	FWD	Zack Schillawski	1	1	61	0	0	0	0	1	0	0	0	0	0
34	GK	Bobby Shuttleworth	1	1	90	0	0	0	0	0	0	0	0	0	0
27	DEF	Seth Sinovic	1	1	90	0	0	0	0	0	0	0	0	0	0
8	DEF	Chris Tierney	2	2	180	0	0	1	0	3	1	0	0	0	0
TEAM TOTALS			2	2	180	2	1	26	9	18	21	4	11	3	1
OPPONENT TOTALS			2	2	180	3	4	22	7	21	18	5	10	4	0

UNF	POS	GOALKEEPER	GP	GS	MIN	SHT	SV	GA	GAA	PG	PA	W	L	T	SO
1	GK	Matt Reis	1	1	90	4	3	1	1.00	0	0	0	0	1	0
34	GK	Bobby Shuttleworth	1	1	90	3	1	2	2.00	0	0	0	1	0	0
TEAM TOTALS			2	2	180	7	4	3	1.50	0	0	0	1	1	0
OPPONENT TOTALS			2	2	180	9	7	2	1.00	0	0	1	0	1	0



REAL SALT LAKE



Rio Tinto Stadium
9256 State Street
Sandy, UT 84070
Main Number: (801) 727-2701
Fax: (801) 727-1459
www.realsaltlake.com

ADMINISTRATION

Founder/Co-Owner	Dave Checketts
Co-Owner	Dell Loy Hansen
President	Bill Manning
Sr. Vice President & General Manager	Garth Lagerwey
Head Coach	Jason Kreis
Assistant Coaches	Jeff Cassar, Miles Joseph, C.J. Brown
Team Administrator	Elliot Fall

PR CONTACTS

Trey Fitz-Gerald	tfitz@realsaltlake.com
Office	(801) 727-2717
Mobile	(801) 856-8877
John Kolderer	jkolderer@realsaltlake.com
Office	(801) 727-2716
Mobile	(801) 918-5050

HOME FACILITY

Stadium	Rio Tinto Stadium
MLS Capacity	20,189
Field Dimensions	120 x 75 yards
Surface	Natural Grass
Team Colors	Regal Blue, Claret Red and Real Gold

REVS VS. SALT LAKE IN MLS REGULAR SEASON

Year	Overall	Home	Away	SO*/OT
2005	2-0-0	1-0-0	1-0-0	-
2006	0-1-1	0-1-0	0-0-1	-
2007	1-0-1	0-0-1	1-0-0	-
2008	0-1-1	0-0-1	0-1-0	-
2009	1-1-0	1-0-0	0-1-0	-
2010	0-2-0	0-1-0	0-1-0	-
Totals	4-5-3	2-2-2	2-3-1	

REVS VS. SALT LAKE IN MLS CUP PLAYOFFS

Year	Overall	Home	Away	Neutral	Series Result
Never Met					

REVS VS. SALT LAKE IN U.S. OPEN CUP

Year	Overall	Home	Away	Neutral	SO
Never Met					

ALL-TIME ALL-COMPETITIONS RECORD

Overall	Home	Away	Neutral
4-5-3	2-2-2	2-3-1	0-0-0

ALL-TIME MLS REGULAR-SEASON MEETINGS

Date	Score	NE Result	Notes
8/10/05	Real Salt Lake 1 at New England 4	W	
9/03/05	New England 1 at Real Salt Lake 0	W	
6/24/06	New England 0 at Real Salt Lake 0	T	
7/19/06	Real Salt Lake 3 at New England 1	L	
6/02/07	Real Salt Lake 0 at New England 0	T	
7/28/07	New England 2 at Real Salt Lake 1	W	
6/21/08	New England 1 at Real Salt Lake 2	L	
10/04/08	Real Salt Lake 2 at New England 2	T	
4/25/09	New England 0 at Real Salt Lake 6	L	
8/23/09	Real Salt Lake 1 at New England 3	W	
7/02/10	New England 0 at Real Salt Lake 5	L	
10/02/10	Real Salt Lake 2 at New England 1	L	

ALL-TIME MLS CUP PLAYOFFS MEETINGS

Date	Score	NE Result	Notes	Series
Never Met				

ALL-TIME U.S. OPEN CUP MEETINGS

Date	Score	Result	Notes
Never Met			



NEW ENGLAND VS. SALT LAKE

ALL-TIME TEAM STATS

Category	REVOLUTION				SALT LAKE			
	1st Half	2nd Half	OT	Totals	1st Half	2nd Half	OT	Totals
Goals	6	9	0	15	6	17	0	23
Shots	67	84	0	151	74	94	0	168
Shots on Goal	30	35	0	65	27	47	0	74
Fouls	76	60	0	136	82	91	0	173
Offsides	15	21	0	36	23	13	0	36
Corner Kicks	29	39	0	68	24	37	0	61

ALL-TIME REGULAR-SEASON SERIES LEADERS

	REVOLUTION		SALT LAKE	
Goals	3	Dube/Twellman	3	Alvaro Saborio
Assists	3	Jay Heaps	7	Javier Morales
Shots	22	Taylor Twellman	17	Andy Williams
Shots on Goal	10	Taylor Twellman	6	Findley/Williams
Fouls Committed	14	Shalrie Joseph	12	Andy Williams
Fouls Suffered	17	Jose Cancela	18	Andy Williams
Wins	4	Matt Reis	4	Nick Rimando
Losses	4	Matt Reis	2	Countless/Rimando
Shutouts	3	Matt Reis	3	Nick Rimando
Saves	39	Matt Reis	40	Nick Rimando
Goals Allowed	17	Matt Reis	9	Nick Rimando

ALL-TIME REGULAR-SEASON SERIES GAME HIGHS

	REVOLUTION		SALT LAKE	
Goals	3	Kheli Dube (8/23/09)	2	Alvaro Saborio (7/2/10)
Assists	2	Jay Heaps (8/10/05)	2	4 players tied
Shots	7	Taylor Twellman (6/2/07)	6	Yura Movsisyan (4/25/09)
Shots on Goal	5	Kheli Dube (8/23/09)	3	Movsisyan/Espindola
Fouls Committed	5	Clint Dempsey (8/10/05)	5	Carey Talley (7/28/07)
Fouls Suffered	9	Jose Cancela (6/24/06)	4	5 players tied
Saves	8	Matt Reis (8/23/09)	13	Nick Rimando (6/2/07)
Goals Allowed	6	Brad Knighton (4/25/09)	4	D.J. Countess (8/10/05)

CURRENT NEW ENGLAND PLAYERS CAREER STATISTICS VS. SALT LAKE

UNF	POS	PLAYER	GP	GS	MIN	G	A	SHT	SOG	FC	FS	OFF	CK	C	E
11	FWD	Kheli Dube	6	4	371	3	1	12	7	7	5	3	0	1	0
17	MID	Sainey Nyassi	5	5	387	1	0	14	6	3	10	1	0	1	0
21	MID	Shalrie Joseph	11	11	956	0	1	12	5	14	12	2	0	0	0
45	DEF	Ryan Cochrane	13	12	1117	0	1	6	0	18	4	0	0	3	0
29	MID	Marko Perovic	2	2	148	0	1	3	1	2	2	1	8	1	0
30	MID	Kevin Alston	2	2	180	0	0	0	0	1	2	0	0	0	0
25	DEF	Darius Barnes	3	3	270	0	0	0	0	2	1	0	0	1	0
7	FWD	Kenny Mansally	5	2	237	0	0	7	1	6	5	1	2	1	0
28	M/D	Pat Phelan	3	2	208	0	0	1	0	3	3	0	1	0	0
1	GK	Matt Reis	11	11	990	0	0	0	0	0	1	0	0	0	0
15	FWD	Zack Schilawski	1	1	90	0	0	0	0	1	0	0	0	0	0
27	DEF	Seth Sinovic	2	2	164	0	0	0	0	2	1	0	0	1	0
9	FWD	Ilirija Stolica	1	1	66	0	0	2	0	0	2	0	0	0	0
8	DEF	Chris Tierney	4	3	283	0	0	6	1	1	2	0	0	0	0
TEAM TOTALS			12	12	1080	15	11	151	65	136	173	36	68	19	0
OPPONENT TOTALS			12	12	1080	23	16	168	74	173	134	36	61	22	4

UNF	POS	GOALKEEPER	GP	GS	MIN	SHT	SV	GA	GAA	PG	PA	W	L	T	SO
1	GK	Matt Reis	11	11	990	61	39	17	1.55	1	1	4	4	3	3
TEAM TOTALS			12	12	1080	74	45	23	1.92	1	1	4	5	3	3
OPPONENT TOTALS			12	12	1080	65	48	15	1.25	0	0	5	4	3	4



SAN JOSE EARTHQUAKES



451 El Camino Real, Suite 220
Santa Clara, CA 95050
Main Number: (408) 556-7700
Fax: (408) 260-6802
www.sjearthquakes.com

ADMINISTRATION

Investor/Operator	Lew Wolff
President	David Kaval
General Manager of Soccer Operations	John Doyle
Head Coach	Frank Yallop
Assistant Coaches	Ian Russell, Mark Watson, Jason Batty
Team Administrator	Joe Dincecco

PR CONTACTS

Jed Mettee	jmettee@sjearthquakes.com
Office	(408) 556-7723
Mobile	(408) 613-8172
Frank Stranzl	fstranzl@sjearthquakes.com
Office	(408) 556-7774
Mobile	(707) 696-1931

HOME FACILITIES

Stadium	Buck Shaw Stadium
MLS Capacity	10,500
Field Dimensions	TBA
Surface	Natural Grass
Team Colors	Sky Blue and White

REVS VS. SAN JOSE IN MLS REGULAR SEASON

Year	Overall	Home	Away	SO*/OT
1996	2-2-0	1-1-0	1-1-0	1-0-0*
1997	1-2-0	0-1-0	1-1-0	1-0-0*
1998	2-0-0	1-0-0	1-0-0	0-0-0*
1999	0-2-0	0-1-0	0-1-0	0-0-0*
2000	3-0-1	2-0-0	1-0-1	0-0-1
2001	0-2-0	0-1-0	0-1-0	0-0-0
2002	0-2-0	0-1-0	0-1-0	0-0-0
2003	0-2-1	0-1-1	0-1-0	0-0-1
2004	0-2-1	0-2-0	0-0-1	-
2005	0-1-1	0-1-0	0-0-1	-
2008	1-1-0	1-0-0	0-1-0	-
2009	2-0-0	1-0-0	1-0-0	-
2010	0-1-1	0-0-1	0-1-0	-
Totals	11-17-5	6-9-2	5-8-3	

REVS VS. SAN JOSE IN MLS CUP PLAYOFFS

Year	Overall	Home	Away	Neutral	Series Result
Never Met					

REVS VS. SAN JOSE IN U.S. OPEN CUP

Year	Overall	Home	Away	Neutral	SO
Never Met					

ALL-TIME ALL-COMPETITIONS RECORD

Overall	Home	Away	Neutral
11-17-5	6-9-2	5-8-3	0-0-0

ALL-TIME MLS REGULAR SEASON MEETINGS

Date	Score	NE Result	Notes
5/04/96	San Jose 2 at New England 1	L	
7/06/96	New England 1 at San Jose 1	W	SO
7/31/96	San Jose 0 at New England 2	W	
8/11/96	New England 1 at San Jose 6	L	
5/16/97	New England 1 at San Jose 1	W	SO
7/06/97	New England 2 at San Jose 3	L	
8/03/97	San Jose 5 at New England 1	L	
5/03/98	New England 3 at San Jose 1	W	
8/05/98	San Jose 0 at New England 3	W	
8/12/99	San Jose 2 at New England 1	L	
8/21/99	New England 1 at San Jose 2	L	
5/06/00	San Jose 1 at New England 2	W	
6/10/00	San Jose 0 at New England 3	W	
6/21/00	New England 2 at San Jose 2	T	2OT
7/22/00	New England 2 at San Jose 1	W	
5/05/01	New England 2 at San Jose 3	L	
8/08/01	San Jose 5 at New England 1	L	
4/06/02	New England 1 at San Jose 2	L	
6/01/02	San Jose 2 at New England 0	L	
5/03/03	San Jose 2 at New England 0	L	
8/16/03	San Jose 1 at New England 1	T	2OT
9/07/03	New England 1 at San Jose 2	L	
4/17/04	San Jose 3 at New England 1	L	
7/24/04	New England 2 at San Jose 2	T	
9/04/04	San Jose 1 at New England 0	L	
4/02/05	New England 2 at San Jose 2	T	
10/01/05	San Jose 2 at New England 0	L	
5/17/08	San Jose 0 at New England 2	W	
8/16/08	New England 0 at San Jose 4	L	
3/21/09	New England 1 at San Jose 0	W	
8/29/09	San Jose 1 at New England 2	W	
4/17/10	New England 0 at San Jose 2	L	
5/15/10	San Jose 0 at New England 0	T	

ALL-TIME MLS CUP PLAYOFFS MEETINGS

Date	Score	NE Result	Notes	Series
Never Met				

ALL-TIME U.S. OPEN CUP MEETINGS

Date	Score	Result	Notes
Never Met			

NEW ENGLAND VS. SAN JOSE

ALL-TIME TEAM STATS

Category	REVOLUTION				EARTHQUAKES			
	1st Half	2nd Half	OT	Totals	1st Half	2nd Half	OT	Totals
Goals	17	25	0	42	20	41	0	61
Shots	203	222	2	427	180	198	2	380
Shots on Goal	86	99	1	186	89	112	0	201
Fouls	261	236	5	502	257	234	2	493
Offsides	50	45	2	97	59	66	2	127
Corner Kicks	90	87	2	179	83	94	0	177

ALL-TIME REGULAR-SEASON SERIES LEADERS

	REVOLUTION		EARTHQUAKES	
Goals	5	Joe-Max Moore	5	Ching/Dayak
Assists	5	Moore/Ralston	5	Landon Donovan
Shots	28	Taylor Twellman	23	Ronald Cerritos
Shots on Goal	15	Taylor Twellman	14	Ronald Cerritos
Fouls Committed	22	Rusly Pierce	31	John Doyle
Fouls Suffered	22	Cancela/Joseph	28	Richard Mulrooney
Wins	3	Matt Reis	8	Joe Cannon
Losses	3	3 players tied	6	Joe Cannon
Shutouts	2	Matt Reis	4	Joe Cannon
Saves	26	Matt Reis	74	Joe Cannon
Goals Allowed	10	Jeff Causey	20	Joe Cannon

ALL-TIME REGULAR-SEASON SERIES GAME HIGHS

	REVOLUTION		EARTHQUAKES	
Goals	2	Moore/Beasley	2	8 players tied
Assists	2	3 players tied	2	9 players tied
Shots	8	Taylor Twellman (4/2/05)	6	Junior Agogo (8/8/01)
Shots on Goal	5	Mamadou Diallo (4/6/02)	4	4 players tied
Fouls Committed	6	Carlos Parra (5/6/00)	7	Ekelund/Mullan
Fouls Suffered	10	Clint Dempsey (4/2/05)	6	Azizi/Mulrooney
Saves	11	Juergen Sommer (5/5/01)	8	Salzwedel/Kramer
Goals Allowed	6	Jim St. Andre (8/11/96)	3	3 players tied

CURRENT NEW ENGLAND PLAYERS CAREER STATISTICS VS. SAN JOSE

UNF	POS	PLAYER	GP	GS	MIN	G	A	SHT	SOG	FC	FS	OFF	CK	C	E
11	FWD	Kheli Dube	5	4	333	2	0	6	5	6	5	4	0	0	0
21	MID	Shalrie Joseph	10	10	910	0	2	15	5	16	22	0	1	3	0
30	MID	Kevin Alston	4	4	359	0	0	2	0	2	4	0	0	0	0
25	DEF	Darius Barnes	3	3	270	0	0	0	0	0	1	0	0	0	0
33	MID	Zak Boggs	2	1	78	0	0	2	2	3	1	0	0	0	0
45	DEF	Ryan Cochrane	0	0	0	0	0	0	0	0	0	0	0	0	0
7	FWD	Kenny Mansally	3	2	182	0	0	3	2	2	0	4	6	0	0
17	MID	Sainey Nyassi	6	4	380	0	0	7	3	4	11	1	0	0	0
29	MID	Marko Perovic	2	2	180	0	0	4	0	3	1	1	12	0	0
28	M/D	Pat Phelan	4	3	298	0	0	3	0	5	2	0	0	0	0
1	GK	Matt Reis	11	11	955	0	0	0	0	1	2	0	0	1	0
15	FWD	Zack Schilawski	2	1	105	0	0	1	1	1	0	3	0	0	0
27	DEF	Seth Sinovic	2	2	172	0	0	4	1	0	1	0	0	0	0
8	DEF	Chris Tierney	4	4	360	0	0	3	2	3	3	0	0	1	0
TEAM TOTALS			33	33	2990	42	48	427	186	502	477	97	179	62	6
OPPONENT TOTALS			33	33	2990	61	73	380	201	493	482	127	177	55	3

UNF	POS	GOALKEEPER	GP	GS	MIN	SHT	SV	GA	GAA	PG	PA	W	L	T	SO
1	GK	Matt Reis	11	11	955	55	38	14	1.32	1	1	4	5	2	2
TEAM TOTALS			33	33	2990	201	129	61	1.84	3	3	11	17	5	6
OPPONENT TOTALS			33	33	2990	186	140	42	1.26	2	4	17	11	5	7

SEATTLE SOUNDERS FC



Virginia Mason Athletic Center
12 Seahawks Way
Renton, WA 98056
Main number: (425) 203-8000
Fax: (425) 203-8040
www.SoundersFC.com

ADMINISTRATION

Investor/Operators	Joe Roth, Paul Allen, Drew Carey
Investor/Operator & General Manager	Adrian Hanauer
Chief Executive Officer	Tod Leiweke
Sr. Vice President, Business Operations	Gary Wright
Technical Director	Chris Henderson
Head Coach	Sigi Schmid
Assistant Coaches	Brian Schmetzer, Ezra Hendrickson, Tom Dutra, Kurt Schmid
Team Administration Director	Grant Clark

PR CONTACTS

Frank Macdonald	frankm@soundersfc.com
Office	(425) 203-8310
Mobile	(425) 457-0701
Mike Ferris	mikef@soundersfc.com
Office	(425) 203-8313
Mobile	(425) 457-9001
Suzanne Lavender (Corp. Comm.)	suzanne@seahawkssoundersfc.com
Office	(425) 203-8024
Mobile	(425) 730-7549
Jeff Garza (Corp. Comm.)	jeffga@seahawkssoundersfc.com
Office	(425) 203-8021
Mobile	(206) 255-4661

HOME FACILITY

Stadium	Owest Field
MLS Capacity	35,500
Field Dimensions	117 x 73 yards
Surface	FieldTurf
Team Colors	Rave Green, Sounder Blue and Cascade Shale

REVS VS. SEATTLE IN MLS REGULAR SEASON

Year	Overall	Home	Away	SO ¹ /OT
2009	2-0-0	1-0-0	1-0-0	-
2010	1-1-0	1-0-0	0-1-0	-
Totals	3-1-0	2-0-0	1-1-0	

REVS VS. SEATTLE IN MLS CUP PLAYOFFS

Year	Overall	Home	Away	Neutral	Series Result
Never Met					

REVS VS. SEATTLE IN U.S. OPEN CUP

Year	Overall	Home	Away	Neutral	SO
Never Met					

ALL-TIME ALL-COMPETITIONS RECORD

Overall	Home	Away	Neutral
3-1-0	2-0-0	1-1-0	0-0-0

ALL-TIME MLS REGULAR-SEASON MEETINGS

Date	Score	NE Result	Notes
8/20/09	New England 1 at Seattle 0	W	
9/26/09	Seattle 1 at New England 2	W	
6/05/10	New England 0 at Seattle 3	L	
9/04/10	Seattle 1 at New England 3	W	

ALL-TIME MLS CUP PLAYOFFS MEETINGS

Date	Score	NE Result	Notes	Series
Never Met				

ALL-TIME U.S. OPEN CUP MEETINGS

Date	Score	Result	Notes
Never Met			



NEW ENGLAND VS. SEATTLE

ALL-TIME TEAM STATS

Category	REVOLUTION				SOUNDERS FC			
	1st Half	2nd Half	OT	Totals	1st Half	2nd Half	OT	Totals
Goals	1	5	0	6	4	1	0	5
Shots	19	19	0	38	26	21	0	47
Shots on Goal	5	13	0	18	8	6	0	14
Fouls	18	25	0	43	27	19	0	46
Offsides	3	5	0	8	4	5	0	9
Corner Kicks	11	10	0	21	14	14	0	28

ALL-TIME REGULAR-SEASON SERIES LEADERS

	REVOLUTION		SOUNDERS FC	
Goals	3	Shalrie Joseph	2	Montero/Zakuani
Assists	1	7 players tied	1	7 players tied
Shots	9	Kheli Dube	8	Fredy Montero
Shots on Goal	5	Dube/Joseph	3	Evans/Zakuani
Fouls Committed	6	Jeff Larentowicz	11	Fredy Montero
Fouls Suffered	6	Sainey Nyassi	7	Fredy Montero
Wins	3	Matt Reis	1	Kasey Keller
Losses	1	Bobby Shuttleworth	3	Kasey Keller
Shutouts	1	Matt Reis	1	Kasey Keller
Saves	5	Bobby Shuttleworth	10	Kasey Keller
Goals Allowed	3	Bobby Shuttleworth	6	Kasey Keller

ALL-TIME REGULAR-SEASON SERIES GAME HIGHS

	REVOLUTION		SOUNDERS FC	
Goals	2	Shalrie Joseph (9/26/09)	1	5 players tied
Assists	1	7 players tied	1	7 players tied
Shots	5	Kheli Dube (9/4/10)	4	Jaqua/Zakuani
Shots on Goal	3	Dube/Tierney	3	Brad Evans (6/5/10)
Fouls Committed	5	Joseph Niouky (6/5/10)	4	Fredy Montero (9/4/10)
Fouls Suffered	3	4 players tied	3	3 players tied
Saves	5	Bobby Shuttleworth (6/5/10)	6	Kasey Keller (9/4/10)
Goals Allowed	3	Bobby Shuttleworth (6/5/10)	3	Kasey Keller (9/4/10)

CURRENT NEW ENGLAND PLAYERS CAREER STATISTICS VS. SEATTLE

UNF	POS	PLAYER	GP	GS	MIN	G	A	SHT	SOG	FC	FS	OFF	CK	C	E
21	MID	Shalrie Joseph	4	4	360	3	1	6	5	2	3	0	0	0	0
11	FWD	Kheli Dube	3	1	184	1	0	9	5	3	3	0	2	0	0
29	MID	Marko Perovic	2	2	180	1	0	3	2	1	3	3	10	1	0
8	DEF	Chris Tierney	2	2	180	1	0	3	3	1	3	0	0	0	0
30	MID	Kevin Alston	4	4	360	0	1	2	0	3	5	1	0	0	0
9	FWD	Ilija Stolica	1	1	82	0	1	1	1	1	2	0	0	0	0
25	DEF	Darius Barnes	3	3	270	0	0	0	0	4	1	0	0	0	0
33	MID	Zak Boggs	1	0	31	0	0	0	0	0	0	0	0	0	0
45	DEF	Ryan Cochrane	1	1	75	0	0	0	0	1	1	0	0	0	0
7	FWD	Kenny Mansally	3	2	149	0	0	2	1	0	1	2	5	0	0
17	MID	Sainey Nyassi	3	3	192	0	0	4	0	2	6	0	0	0	0
28	M/D	Pat Phelan	3	2	156	0	0	1	0	2	1	0	0	0	0
1	GK	Matt Reis	3	3	270	0	0	0	0	0	0	0	0	1	0
15	FWD	Zack Schilawski	2	1	98	0	0	0	0	2	0	1	0	0	0
34	GK	Bobby Shuttleworth	1	1	90	0	0	0	0	0	1	0	0	0	0
27	DEF	Seth Sinovic	1	1	90	0	0	1	0	2	1	0	0	0	0
TEAM TOTALS			4	4	360	6	7	38	18	43	46	8	21	8	0
OPPONENT TOTALS			4	4	360	5	7	47	14	46	43	9	28	7	0

UNF	POS	GOALKEEPER	GP	GS	MIN	SHT	SV	GA	GAA	PG	PA	W	L	T	SO
1	GK	Matt Reis	3	3	270	6	4	2	0.67	0	1	3	0	0	1
34	GK	Bobby Shuttleworth	1	1	90	8	5	3	3.00	0	0	0	1	0	0
TEAM TOTALS			4	4	360	14	9	5	1.25	0	1	3	1	0	1
OPPONENT TOTALS			4	4	360	18	10	6	1.50	1	1	1	3	0	1

SPORTING KANSAS CITY



210 W. 19th Terrace
Kansas City, MO 64108
Main Number: (913) 387-3400
Fax: (913) 387-3401
www.sportingkc.com

ADMINISTRATION

Investor/Operator	OnGoal, LLC
President	Robb Heineman
Manager & Technical Director	Peter Vermes
Assistant Coaches	Octavio Zambrano, Kerry Zavagnin, Zoran Savic
Team Administrator	Rick Dressel

PR CONTACTS

Rob Thomson	rthomson@sportingkc.com
Office	(913) 387-3405
Mobile	(913) 226-6024
Dave Borchardt	dborchardt@sportingkc.com
Office	(913) 387-3423
Mobile	(816) 665-8442
Kurt Austin	kaustin@sportingkc.com
Office	(913) 951-3554
Mobile	(816) 516-0577

HOME FACILITY

Stadium	Sporting Park
Capacity	18,467
Field Dimensions	120 x 75 yards
Surface	Natural grass
Team Colors	Sporting Blue and Dark Indigo

REVS VS. SPORTING IN MLS REGULAR SEASON

Year	Overall	Home	Away	SO ¹ /OT
1996	1-2-0	1-0-0	0-2-0	1-0-0 ¹
1997	2-1-0	2-0-0	0-1-0	0-1-0 ¹
1998	0-2-0	0-1-0	0-1-0	0-0-0 ¹
1999	2-0-0	1-0-0	1-0-0	0-0-0 ¹
2000	1-1-0	0-1-0	1-0-0	0-0-0
2001	0-2-0	0-1-0	0-1-0	0-0-0
2002	0-2-0	0-1-0	0-1-0	0-0-0
2003	0-0-2	0-0-1	0-0-1	0-0-2
2004	1-2-0	0-2-0	1-0-0	-
2005	1-1-2	0-1-1	1-0-1	-
2006	0-1-3	0-0-2	0-1-1	-
2007	2-1-0	1-1-0	1-0-0	-
2008	1-2-0	0-1-0	1-1-0	-
2009	0-2-1	0-1-1	0-1-0	-
2010	1-1-0	1-0-0	0-1-0	-
Totals	12-20-8	6-10-5	6-10-3	

REVS VS. SPORTING IN MLS CUP PLAYOFFS

Year	Overall	Home	Away	Neutral	Series Result
Never Met					

REVS VS. SPORTING IN U.S. OPEN CUP

Year	Overall	Home	Away	Neutral	SO
Never Met					

REVS VS. SPORTING IN SUPERLIGA

Year	Overall	Home	Away	Neutral	SO
2009	0-0-1	0-0-1	0-0-0	0-0-0	-

ALL-TIME ALL-COMPETITIONS RECORD

Overall	Home	Away	Neutral
12-20-9	6-10-6	6-10-3	0-0-0

ALL-TIME MLS REGULAR-SEASON MEETINGS

Date	Score	NE Result	Notes
6/01/96	New England 1 at Kansas City 2	L	
6/15/96	Kansas City 1 at New England 1	W	SO
7/27/96	New England 2 at Kansas City 4	L	
5/03/97	Kansas City 1 at New England 2	W	
7/12/97	Kansas City 0 at New England 2	W	
7/26/97	New England 0 at Kansas City 0	L	SO
5/16/98	Kansas City 3 at New England 1	L	
7/01/98	New England 0 at Kansas City 1	L	
4/03/99	New England 1 at Kansas City 0	W	
9/07/99	Kansas City 2 at New England 3	W	
7/19/00	New England 1 at Kansas City 0	W	
9/06/00	Kansas City 1 at New England 0	L	
7/07/01	Kansas City 2 at New England 1	L	
7/29/01	New England 0 at Kansas City 2	L	
6/22/02	New England 2 at Kansas City 3	L	
7/13/02	Kansas City 4 at New England 2	L	
5/14/03	New England 1 at Kansas City 1	T	2OT
5/31/03	Kansas City 2 at New England 2	T	2OT
6/02/04	New England 3 at Kansas City 2	W	
6/19/04	Kansas City 3 at New England 1	L	
8/21/04	Kansas City 2 at New England 1	L	
6/04/05	Kansas City 1 at New England 1	T	
6/11/05	New England 3 at Kansas City 0	W	
8/06/05	Kansas City 2 at New England 1	L	
10/08/05	New England 2 at Kansas City 2	T	
4/15/06	New England 0 at Kansas City 1	L	
7/29/06	New England 1 at Kansas City 1	T	
8/09/06	Kansas City 0 at New England 0	T	
9/23/06	Kansas City 1 at New England 1	T	
5/26/07	Kansas City 4 at New England 3	L	
8/02/07	Kansas City 0 at New England 2	W	
8/19/07	New England 1 at Kansas City 0	W	
4/09/08	New England 3 at Kansas City 1	W	
10/11/08	New England 0 at Kansas City 1	L	
10/25/08	Kansas City 3 at New England 1	L	
6/13/09	New England 1 at Kansas City 3	L	
7/11/09	Kansas City 0 at New England 0	T	
9/05/09	Kansas City 4 at New England 2	L	
8/21/10	New England 1 at Kansas City 4	L	
10/16/10	Kansas City 0 at New England 1	W	

ALL-TIME MLS CUP PLAYOFFS MEETINGS

Date	Score	NE Result	Notes	Series
Never Met				

ALL-TIME U.S. OPEN CUP MEETINGS

Date	Score	Result	Notes
Never Met			

ALL-TIME SUPERLIGA MEETINGS

Date	Score	Result	Notes
6/24/09	Kansas City 1 at New England 1	T	

NEW ENGLAND VS. KANSAS CITY

ALL-TIME TEAM STATS

Category	REVOLUTION				SPORTING			
	1st Half	2nd Half	OT	Totals	1st Half	2nd Half	OT	Totals
Goals	23	27	0	50	29	35	0	64
Shots	218	253	3	474	242	283	3	528
Shots on Goal	89	120	0	209	112	126	2	240
Fouls	265	273	1	539	271	259	4	534
Offsides	53	48	1	102	70	77	1	148
Corner Kicks	90	100	1	191	60	102	1	163

ALL-TIME REGULAR-SEASON SERIES LEADERS

	REVOLUTION		SPORTING	
Goals	5	Noonan/Twellman	8	Preki
Assists	7	Steve Ralston	5	Jewsbury/Preki
Shots	42	Taylor Twellman	44	Preki
Shots on Goal	23	Taylor Twellman	23	Josh Wolff
Fouls Committed	34	Jay Heaps	29	Kerry Zavagnin
Fouls Suffered	22	Heaps/Joseph	38	Davy Arnaud
Wins	5	Matt Reis	6	Bo Oshoniyi
Losses	8	Matt Reis	3	Hartman/Meola
Shutouts	5	Matt Reis	3	Bo Oshoniyi
Saves	86	Matt Reis	43	Bo Oshoniyi
Goals Allowed	28	Matt Reis	13	Hartman/Meola

ALL-TIME REGULAR-SEASON SERIES GAME HIGHS

	REVOLUTION		SPORTING	
Goals	3	Pat Noonan (6/2/04)	3	Takawira/Johnson
Assists	2	Joe-Max Moore (9/7/99)	2	5 players tied
Shots	6	Moore/Twellman	8	Igor Simutenkov (6/22/02)
Shots on Goal	4	3 players tied	4	6 players tied
Fouls Committed	7	Alexi Lalas (7/27/96)	6	Michael Harrington (7/11/09)
Fouls Suffered	6	Evans Wise (7/26/97)	9	Onandi Lowe (7/7/01)
Saves	11	Matt Reis (7/11/09)	8	Kevin Hartman (8/2/07)
Goals Allowed	4	5 players tied	3	4 players tied

CURRENT NEW ENGLAND PLAYERS CAREER STATISTICS VS. KANSAS CITY

UNF	POS	PLAYER	GP	GS	MIN	G	A	SHT	SOG	FC	FS	OFF	CK	C	E
21	MID	Shalrie Joseph	20	20	1713	4	3	21	7	30	22	5	0	4	1
7	FWD	Kenny Mansally	6	5	470	2	1	7	5	9	8	4	1	1	0
17	MID	Sainey Nyassi	7	5	522	1	1	7	3	5	7	0	2	1	0
11	FWD	Kheli Dube	6	3	229	1	0	6	2	6	6	1	0	0	0
8	DEF	Chris Tierney	2	1	102	0	1	0	0	2	0	0	0	0	0
30	MID	Kevin Alston	4	4	309	0	0	2	0	4	3	0	0	2	0
25	DEF	Darius Barnes	5	5	450	0	0	0	0	3	2	0	0	1	0
45	DEF	Ryan Cochrane	12	9	769	0	0	2	2	13	5	0	0	1	0
29	MID	Marko Perovic	2	2	179	0	0	4	1	1	3	2	6	0	0
28	M/D	Pat Phelan	5	3	327	0	0	2	0	6	5	0	0	1	0
1	GK	Matt Reis	27	26	2369	0	0	0	0	0	3	0	0	1	0
15	FWD	Zack Schilawski	2	0	27	0	0	0	0	0	0	0	0	0	0
34	GK	Bobby Shuttleworth	1	1	90	0	0	0	0	0	0	0	0	0	0
27	DEF	Seth Sinovic	1	1	90	0	0	0	0	2	0	0	0	0	0
9	FWD	Ilija Stolica	2	2	165	0	0	0	0	2	0	2	0	0	0
TEAM TOTALS			40	40	3620	50	51	474	209	539	520	102	191	53	6
OPPONENT TOTALS			40	40	3620	64	64	528	240	534	527	148	163	58	3

UNF	POS	GOALKEEPER	GP	GS	MIN	SHT	SV	GA	GAA	PG	PA	W	L	T	SO
34	GK	Bobby Shuttleworth	1	1	90	4	4	0	0.00	0	0	1	0	0	1
1	GK	Matt Reis	27	26	2369	149	112	35	1.33	4	5	10	9	7	6
TEAM TOTALS			40	40	3620	240	173	64	1.59	4	6	12	20	8	10
OPPONENT TOTALS			40	40	3620	209	150	50	1.24	2	3	20	12	8	8

TORONTO FC



BMO Field
Exhibition Place
170 Princes' Boulevard
Toronto, ON M6K 3C3
Main Number: (416) 815-5400
Fax: (416) 815-5452
www.torontofc.ca

ADMINISTRATION

Investor/Operator	Maple Leaf Sports & Entertainment
Senior Director of Soccer Operations	Paul Beirne
Head Coach/Technical Director	Aron Winter
Assistant Coach	Bob de Klerk
Goalkeepers Coach	Mike Toshack
Director of Player Development	Paul Mariner

PR CONTACT

Luke Wileman	lwileman@torontofc.ca
Office	(416) 815-5400 x5375
Mobile	(416) 839-3306
Mike Masaro	mmasaro@torontofc.ca
Office	(416) 815-5400 ext. 5399

HOME FACILITY

Stadium	BMO Field
Capacity	22,325
Field Dimensions	115 x 74 yards
Surface	FieldTurf
Team Colors	Red, White and Grey

REVS VS. TORONTO IN MLS REGULAR SEASON

Year	Overall	Home	Away	SO ¹ /OT
2007	2-0-1	2-0-0	0-0-1	-
2008	1-0-1	1-0-0	0-0-1	-
2009	0-1-1	0-0-1	0-1-0	-
2010	1-1-0	1-0-0	0-1-0	-
Totals	4-2-3	4-0-1	0-2-2	

REVS VS. TORONTO IN MLS CUP PLAYOFFS

Year	Overall	Home	Away	Neutral	Series Result
Never Met					

ALL-TIME ALL-COMPETITIONS RECORD

Overall	Home	Away	Neutral
4-2-3	4-0-1	0-2-2	0-0-0

ALL-TIME MLS REGULAR-SEASON MEETINGS

Date	Score	NE Result	Notes
4/14/07	Toronto FC 0 at New England 4	W	
6/23/07	Toronto FC 0 at New England 3	W	
10/20/07	New England 2 at Toronto FC 2	T	
6/28/08	Toronto FC 1 at New England 2	W	
8/23/08	New England 1 at Toronto FC 1	T	
5/23/09	New England 1 at Toronto FC 3	L	
8/01/09	Toronto FC 1 at New England 1	T	
4/10/10	Toronto FC 1 at New England 4	W	
5/22/10	New England 0 at Toronto FC 1	L	

ALL-TIME MLS CUP PLAYOFFS MEETINGS

Date	Score	NE Result	Notes	Series
Never Met				



NEW ENGLAND VS. TORONTO

ALL-TIME TEAM STATS

Category	REVOLUTION				TORONTO			
	1st Half	2nd Half	OT	Totals	1st Half	2nd Half	OT	Totals
Goals	8	10	0	18	3	7	0	10
Shots	43	66	0	109	46	47	0	93
Shots on Goal	24	32	0	56	25	24	0	49
Fouls	46	50	0	96	60	70	0	130
Offsides	14	21	0	35	19	9	0	28
Corner Kicks	22	32	0	54	17	15	0	32
Corner Kicks	17	26	0	43	15	14	0	29

ALL-TIME REGULAR-SEASON SERIES LEADERS

REVOLUTION				TORONTO			
Goals	4	Taylor Twellman	3	Dwayne De Rosario			
Assists	3	Steve Ralston	2	Danny Dichio			
Shots	13	Shalrie Joseph	14	Dwayne De Rosario			
Shots on Goal	8	Taylor Twellman	6	Barrett/De Rosario			
Fouls Committed	14	Shalrie Joseph	14	Carl Robinson			
Fouls Suffered	20	Shalrie Joseph	6	Marvell Wynne			
Wins	3	Matt Reis	2	Stefan Frei			
Losses	1	Burpo/Reis	1	4 players tied			
Shutouts	2	Matt Reis	1	Stefan Frei			
Saves	28	Matt Reis	16	Stefan Frei			
Goals Allowed	7	Matt Reis	6	Stefan Frei			

ALL-TIME REGULAR-SEASON SERIES GAME HIGHS

REVOLUTION				TORONTO			
Goals	3	Zack Schillawski (4/10/10)	2	Amado Guevara (5/23/09)			
Assists	2	Ralston/Dube	2	Danny Dichio (5/23/09)			
Shots	5	3 players tied	6	Dwayne De Rosario (5/23/09)			
Shots on Goal	4	Andy Dorman (6/23/07)	4	Collin Samuel (10/20/07)			
Fouls Committed	4	Adam Cristman (6/23/07)	5	3 players tied			
Fouls Suffered	8	Kevin Alston (8/1/09)	4	Pablo Vitti (8/1/09)			
Saves	7	Matt Reis (5/23/09)	6	Srdjan Djekanovic (6/23/07)			
Goals Allowed	3	Matt Reis (5/23/09)	4	Sutton/Frei			

CURRENT NEW ENGLAND PLAYERS CAREER STATISTICS VS. TORONTO

UNF	POS	PLAYER	GP	GS	MIN	G	A	SHT	SOG	FC	FS	OFF	CK	C	E
15	FWD	Zack Schillawski	2	1	115	3	0	3	3	3	0	3	0	0	0
21	MID	Shalrie Joseph	9	8	747	2	2	13	3	14	20	6	0	1	0
17	MID	Sainey Nyassi	5	4	374	1	1	6	2	9	5	0	0	0	0
45	DEF	Ryan Cochrane	4	4	360	1	0	1	1	4	4	0	0	0	0
11	FWD	Kheli Dube	4	4	259	0	2	11	5	4	1	3	0	0	0
8	DEF	Chris Tierney	4	4	327	0	2	3	2	1	2	0	8	0	0
30	MID	Kevin Alston	4	4	360	0	0	3	2	3	12	0	0	0	0
25	DEF	Darius Barnes	2	2	180	0	0	0	0	1	0	0	0	0	0
33	MID	Zak Boggs	1	1	64	0	0	0	0	0	2	0	0	0	0
7	FWD	Kenny Mansally	3	1	128	0	0	1	0	0	5	1	7	0	0
29	MID	Marko Perovic	2	1	110	0	0	4	1	2	0	1	6	1	0
28	M/D	Pat Phelan	3	2	183	0	0	1	1	1	2	0	0	0	0
1	GK	Matt Reis	6	6	540	0	0	0	0	0	3	0	0	0	0
27	DEF	Seith Sinovic	1	1	90	0	0	1	0	0	3	0	0	0	0
TEAM TOTALS			9	9	810	18	17	109	56	96	130	35	54	8	0
OPPONENT TOTALS			9	9	810	10	7	93	49	130	96	28	32	24	1

UNF	POS	GOALKEEPER	GP	GS	MIN	SHT	SV	GA	GAA	PG	PA	W	L	T	SO
1	GK	Matt Reis	6	6	540	38	28	7	1.17	0	0	3	1	2	2
TEAM TOTALS			9	9	810	49	36	10	1.11	0	0	4	2	3	2
OPPONENT TOTALS			9	9	810	56	36	18	2.00	1	1	2	4	3	1

PORTLAND TIMBERS



PGE Park
1844 SW Morrison
Portland, OR 97205
Phone: (503) 553-5400
Fax: (503) 553-5405
www.portlandtimbers.com

ADMINISTRATION

Owner and President	Merritt Paulson
Chief Operating Officer	Mike Golub
General Manager and Technical Director	Gavin Wilkinson
Head Coach	John Spencer
Assistant Coachwa	Trevor James, Amos Magee
Goalkeepers Coach	Adam Smith
Team Administrator	Sam Younie

PR CONTACTS

Chris Metz	cmetz@pgepark.com
Office	(503) 554-5433
Mobile	(503) 358-3608
Mark Kostic	mkostic@pgepark.com
Office	(503) 533-5415
Mobile	(425) 890-2543

HOME FACILITY

Stadium	PGE Park
MLS Capacity	TBA
Field Dimensions	110x70 yards
Surface	FieldTurf Duraspine Pro Plus
Team Colors	Moss and Ponderosa

VANCOUVER WHITECAPS



550 - 375 Water Street
Vancouver, BC V6B 5C6
Main Phone: (604) 669.WAVE (9283)
Fax: (604) 684.5173
www.whitecapsfc.com

ADMINISTRATION

Investor/Operators	Greg Kerfoot, Steve Luczo, Jeff Mallett, & Steve Nash
CEO	Paul Barber
President	Bob Lenarduzzi
Director, Professional Teams:	Greg Anderson
Director, Soccer Operations:	Tom Soehn
Head Coach	Tellur Thordarson
Assistant Coaches	Colin Miller, Denis Hamlett
Goalkeeping Coach	Mike Salmon
Team Administrator	Ryan Kellins

PR CONTACTS

Nathan Vanstone	nvanstone@whitecapsfc.com
Office	(604) 629-2251
Mobile	(778) 228-7177

HOME FACILITY

Stadium	Empire Field
MLS Capacity	21,000
Field Dimensions	115 x 75 yards



EASTERN CONFERENCE



WESTERN CONFERENCE



Fidelity delivers free investment help based on your goals, not ours. Imagine that.



Our investment professionals are ready to help you:

- Feel confident you're on track to help meet your goals
- Choose the investments that are right for you
- Bring your old 401(k) to Fidelity to take control of your savings*
- Get one-on-one investment help, in person at a Fidelity Investor Center or by phone, however it's most convenient for you

Speak with an investment professional today.

800.343.3548
Fidelity.com

Turn here™



Investing involves risk, including risk of loss.

Although guidance provided by Fidelity is one on one, it is educational in nature, is not individualized, and is not intended to serve as the primary or sole basis for your investment or tax planning decisions.

*Be sure to compare the fees, investment choices, and other features of accounts when determining whether to transfer assets to another account.

Fidelity Brokerage Services LLC, Member NYSE, SIPC. © 2011 FMR LLC. All rights reserved. 557/03



CONNECTION MEDIA

FORT

2011 MEDIA POLICIES AND PROCEDURES

The New England Revolution is pleased to assist you in your coverage of the team. As an organization, Kraft Sports Group - the New England Patriots and New England Revolution - has specific media policies of which you should be aware as you prepare to cover the team.

PROFESSIONAL CONDUCT

All media who have been issued credentials - season, day-of-game or training - and who are granted access to the team, are expected to follow the guidelines set forth in this document, as well as the instructions of the Revolution staff, stadium employees and security, or risk limitation of access or revocation of credentials.

Media access is issued with the purpose of providing access to interviews and written, audio and visual accounts of the team, as appropriate. No member of the media should use this access for autographs, personal photographs or commercial requests.

At all times, those granted media access must abide by the conditions set forth on the back of their MLS or Revolution credentials.

MEDIA SERVICES

Press Releases: Requests to be added to the Revolution's media distribution should be emailed to media@revolutionssoccer.net.

Media Guides: Digital media guides will be made available to regular and national media in 2011. A full PDF version of the media guide will be available on revolutionssoccer.net, and all statistical and biographical information will also be continually updated on revolutionssoccer.net.

Official Web Site: revolutionssoccer.net is the official web site of the New England Revolution. All content posted on the site by the team may be republished in its entirety by media outlets, with credit cited as "New England Revolution." Note that user-generated content, including user comments, photos and videos, MAY NOT be republished without explicit permission.

Video: Media are welcome to embed videos that appear on revolutionssoccer.net. **Roll & Interviews:** With sufficient notice, the Revolution Communications staff will usually be able to provide footage and interviews by request. To request a roll or pre-taped interviews, please e-mail media@revolutionssoccer.net to inquire about availability.

Twitter: twitter.com/NERevolution (username: @nerevolution) is the official Twitter page of the New England Revolution and features breaking news and new content posted to revolutionssoccer.net. Media are welcome to re-tweet Revolution content, including play-by-play accounts, using the "RT @nerevolution" or "via @nerevolution" tags.

Head shots & Action Photos: The New England Revolution maintains updated headshots of all members of the active roster, including coaches and staff, and has a growing archive that includes players from the last five seasons and most higher-profile players from the team's history. The team also has a growing archive of action shots of the same groups of personnel, which is available for use by members of the media with proper photo credit.

MEDIA ATTENDING TRAINING SESSIONS

In general, training sessions throughout the season are open to the media. In your coverage of daily sessions, we ask for your cooperation in observing the following practice policies:

1. Please do not report on match strategy deployed at training. This includes describing specific formations, personnel groupings, set pieces and combinations.
2. Please do not quote, paraphrase or report the comments made by coaches, staff or players during a training session.

GENERAL SECURITY POLICIES

Because of security procedures in place at Gillette Stadium, any member of the media who wishes to attend a training session at the stadium's practice fields or on the main stadium field must inform the Revolution Communications staff before the close of business the day before you wish to come. We cannot guarantee admittance to the stadium grounds if we are not aware that you are planning to come to training.

CHECKING IN AT GILLETTE STADIUM

All members of the media who attend any Revolution training session at Gillette Stadium must check in at **Security Command**, located at the south end of the stadium (through the doors under the red awning), unless otherwise indicated. All members of the media who have RSVP'd with the Revs Communications staff will be on a list at the check-in window. Please have proper forms of ID available, which can include MLS and/or Revolution season credentials.

GAMEDAY CREDENTIALS

Media members who are not issued season credentials must apply for gameday credentials to the Revolution Communications staff no later than 5 p.m. on Thursdays for Saturday and Sunday matches and 5 p.m. on Mondays for Wednesday and Thursday matches. All requests will be reviewed and media will be notified if they have been approved for credentials no later than 24 hours before kickoff. Parking passes will also be sent at that time.

MEDIA WILL CALL

Media Will Call is located at the south end of the stadium at Security Command (through the doors under the red awning). This is for **press and photo credentials only**.

MEDIA PARKING

For the majority of the season, all media are to park in Lot 6 for both training and games unless otherwise directed. To enter the stadium, please use the North Entrance (P1) off Rt. 1 and stop at the security gatehouse at the entrance to Gillette Stadium. You will be directed to the proper lot from there. Parking passes are needed for games.

PLAYER AND STAFF INTERVIEWS

All interviews for Revolution players, coaches, executives and staff must be coordinated through the Communications office.

Training: Unless weather conditions preclude it, all player and staff interviews will be conducted on the practice fields at the conclusion of the training session. Generally, head coach Steve Nicol will be available first, followed by the players after they have completed their cool down.

Any interview requests that will require additional time with a player or coach should be made well in advance so that we can make the appropriate arrangements.

Gamedays: Per MLS policy, teams are to be made available to media up to 60 minutes before advertised kick off of an MLS regular-season match. Players, however, can decline interviews at this time. Any violations of this policy for home or road teams should be reported to MLS Communications.

Following the final whistle of the game, teams will be afforded a 15-minute cooling off period in their locker rooms. Following that time, Steve Nicol will conduct a press conference in the production studio, and the team's locker room will be opened to the media. (Please note that the Revs' locker room will not be opened before the press conference begins.) Visiting teams may have different postgame policies so media is advised to check with visiting team PR officials for their protocols.

STILL PHOTOGRAPHERS

Training: Still photographers are allowed to shoot each practice in its entirety. All photographers must remain off the playing field and should stay behind the sideline and end line markings of the field.

In some instances - such as practice on set pieces, corner kicks and penalty kicks - a member of the Revolution Communications staff will ask all TV photographers to stop shooting for a brief time period.

Gamedays: All still photographers must wear the photo bib that was issued to them at media will call. Failure to wear the bib while out on the field could result in dismissal from the stadium.

Photographers should set up in the Media Work Room, located at the north end of the stadium service tunnel. A light meal and beverages will be provided in this room before the game. During Patriots Training Camp (late July - mid-August), all photographers must set up in the Blue Level Press Box and no photographers will be allowed in the Media Work Room.

GAMEDAY PHOTOGRAPHER REGULATIONS

Only photographers who are shooting for an accredited media outlet or wire service will be credentialed for games. Freelance photographers will not be credentialed. Photographers will be escorted to midfield prior to the game in order to shoot starting lineups and team photos. At the conclusion of those opportunities, all photographers must adhere to the following MLS-issued photographer guidelines:

1. General photographers are allowed to shoot the game from the end line only.
2. No photographer is allowed to shoot directly behind the goal, and must be off to either side of the goal stanchions.
3. Photographers must remain at one end of the field for the duration of the half, and are only allowed to switch ends at halftime.
4. No one with a PHOTO credential is allowed in the technical (bench) area at any time, including warm-ups.

VIDEO PHOTOGRAPHERS

Video cameras will be allowed to shoot training in its entirety, following the same rules above for Still Photographers.

At games, local ENG and news crews are allowed to shoot the first 15 minutes of each half. At the 15:00 and 60:00 marks of the game, all video cameras must be turned off.

FILING AT THE STADIUM ON NON-GAMEDAYS

If you need to work and file from Gillette Stadium on a non-gameday, please inform a member of the Communications staff in advance of your arrival so the appropriate arrangements can be made. We cannot guarantee available space if we do not know ahead of time.



REVOLUTION COMMUNICATIONS & DIGITAL

Director of Communications	Lizz Summers
Office	(508) 549-0498
Mobile	(617) 571-2219
Email	lizzs@revolutionssoccer.net

Communications Coordinator	Alex Kantor
Office	(508) 549-0468
Mobile	(508) 455-7551
Email	alexk@revolutionssoccer.net

Communications Coordinator	Missy Wade
Office	(508) 384-4372
Mobile	(508) 505-8648
Email	missyw@revolutionssoccer.net

Digital Content Manager	Jason Dalrymple
Office	(508) 384-4334
Mobile	(781) 964-4434
Email	jdalrymple@revolutionssoccer.net

Staff Writer & Online Host	Jeff Lemieux
Office	(508) 549-0185
Mobile	(508) 958-1370
Email	jlemieux@revolutionssoccer.net

Digital Content Assistant	Jeff Wroblewski
Office	(508) 549-0508
Email	jeffreyw@revolutionssoccer.net

Communications E-Mail	media@revolutionssoccer.net
------------------------------	------------------------------------

MLS COMMUNICATIONS

Exec. VP, Marketing and Communications	Dan Courtemanche
Office	(202) 450-1225
Mobile	(646) 831-8813
E-Mail	Dan.Courtemanche@mlssoccer.com

Senior Director, International Communications	Marisabel Munoz
Office	(202) 450-1262
Mobile	(646) 831-0262
E-Mail	marisabel.munoz@mlssoccer.com

Director, Communications	Will Kuhns
Office	(202) 450-1206
Mobile	(646) 831-8809
E-Mail	will.kuhns@mlssoccer.com

Director, Corporate Communications	Sean Dennison
Office	(202) 450-1223
Mobile	(917) 658-4159
E-Mail	sean.dennison@mlssoccer.com

Manager, Sports Communications	Lauren Brophy
Office	(202) 450-1227
Mobile	(708) 921-6504
E-Mail	lauren.brophy@mlssoccer.com

Coordinator, International Communications	Irene Gutierrez
Office	(202) 450-1222
Mobile	(646) 831-8805
E-Mail	irene.gutierrez@mlssoccer.com

Coordinator, New Media Public Relations	Susan Marschall
Office	(202) 450-1252
Mobile	(347) 880-0551
E-Mail	susan.marschall@mlssoccer.com

Publications Consultant, MLS Communications	Rick Lawes
Mobile	(646) 342-3193
E-Mail	rick.lawes@mlssoccer.com

Consultant, International Communications	Gabriel Gabor
Office	(917) 364-2755
E-Mail	gabe.gabor@mlssoccer.com

MLS Communications E-Mail	communications@mlssoccer.com
----------------------------------	-------------------------------------

STADIUM DIRECTIONS

DIRECTIONS TO GILLETTE STADIUM

FROM BOSTON

Follow I-93 South and it turns into Route 128 North (right two lanes). Take Exit 1 to I-95 South (Providence). Follow I-95 for 7.2 miles to Exit 9 (Wrentham). Follow Route 1 South approximately three miles. Enter at the North Entrance (P1). Approximate driving time: 40 minutes.

FROM PROVIDENCE

Follow I-95 North for 26 miles to I-495 North (exit 6B). Take the first exit (2.6 miles) onto Route 1 North at exit 14A. Follow Route 1 North for 4.4 miles. Enter at the North Entrance (P1). Approximate driving time: 30 minutes.

DIRECTIONS INSIDE GILLETTE STADIUM

FROM PRESS BOX TO LOCKER ROOMS AND INTERVIEW AREA

Take press elevator to Level F (Field Level). Exit to the right and follow the green painted line and/or carpeting headed north on the service-level concourse. That will lead you to the post game interview area (on the right after the broadcast compound) and the visitor's locker room (past the interview area and Kraft Sports Productions), which are located on the right-hand side. The Revolution locker room is located beyond the visiting locker room on the left side of the tunnel, past the field tunnel entrance.

FROM PRESS BOX TO STADIUM EXIT

Take press elevator to Level F (Field Level). Follow the hallway back to Security Command and exit through the media entrance. The media parking lot is off to your right when exiting the stadium.



EASTERN CONFERENCE PR DIRECTORY

CHICAGO FIRE

Toyota Park
7000 S. Harlem Ave.
Bridgeview, IL 60455
Press Box (708) 496-6887
Main Office (708) 594-7200
Brendan Hannan OFC: (708) 496-6725
bhannan@chicago-fire.com CELL: (720) 937-8962

COLUMBUS CREW

Columbus Crew Stadium
One Black and Gold Blvd.
Columbus, OH 43211
Press Box (614) 447-4289
Main Office (614) 447-2739
Dave Stephany OFC: (614) 447-4190
dstephany@thecrew.com CELL: (614) 989-3500
Marco Rosa OFC: (614) 447-4176
mrosa@thecrew.com CELL: (919) 349-0491

D.C. UNITED

RFK Stadium
2400 East Capitol St., SE
Washington, DC 20003
Press Box (202) 547-0927
Main Office (202) 587-5000
Doug Hicks OFC: (202) 587-5448
dhicks@dcunited.com CELL: (703) 989-7158
Kyle Sheldon OFC: (202) 587-5450
ksheldon@dcunited.com CELL: (571) 334-8649
Alex Caulfield OFC: (202) 587-5429
acaulfield@dcunited.com CELL: (216) 978-7212

HOUSTON DYNAMO

1001 Avenida de las Americas
Suite 200
Houston, TX 77010
Robertson Stadium Press Box (713) 743-0562; (713) 743-0564
Main Office (713) 276-7500
Rocky Harris OFC: (713) 276-7535
rharris@houstondynamo.com CELL: (713) 560-3290
Lester Gretsch OFC: (713) 276-7522
lgretsch@houstondynamo.com CELL: (832) 633-0632
Jonathan Yardley OFC: (713) 276-7520
jyardley@houstondynamo.com CELL: (713) 876-4500

NEW ENGLAND REVOLUTION

Gillette Stadium
One Patriot Place
Foxborough, MA 02035
Press Box (508) 384-1960
Main Office (508) 543-5500
Lizz Summers OFC: (508) 549-0496
lizzs@revolutionssoccer.net CELL: (617) 571-2219
Alex Kantor OFC: (508) 549-0468
alexk@revolutionssoccer.net CELL: (508) 455-7551
Missy Wade OFC: (508) 384-4372
missyw@revolutionssoccer.net CELL: (508) 505-8648

NEW YORK RED BULLS

Red Bull Arena
600 Cape May Street
Harrison, NJ 07029
Press Box TBA
Main Office (201) 583-7000
Jurgen Mainka OFC: (973) 268-7247
jurgen.mainka@newyorkredbulls.com
Brian Tsao OFC: (973) 268-7246
btsao@newyorkredbulls.com CELL: (201) 988-3817
Ernesto Motta OFC: (973) 268-7244
emotta@newyorkredbulls.com CELL: (201) 745-3113
Robert Sierra OFC: (973) 268-7242
rsierra@newyorkredbulls.com CELL: (201) 253-8700

PHILADELPHIA UNION

2501 Seaport Drive
Switch House Suite 500
Chester, PA 19013
PPL Park Press Box
Main Office (610) 497-1657
Aimee Cicero OFC: (610) 497-8186
acicero@philadelphiaunion.com CELL: (610) 209-3657
Cristina Maillo-Belda OFC: (610) 497-8187
cmallo-belda@philadelphiaunion.com CELL: (240) 602-0488

SPORTING KANSAS CITY

210 W. 19th Terrace
Kansas City, MO 64108
Press Box TBD
Main Office (913) 387-3400
Rob Thomson OFC: (913) 387-3405
rthomson@sportingkc.com CELL: (913) 226-6024
Dave Borchardt OFC: (913) 387-3423
dborchardt@sportingkc.com CELL: (816) 665-8442
Kurt Austin OFC: (913) 387-3554
kaustin@sportingkc.com CELL: (816) 516-0577

TORONTO FC

BMO Field
Exhibition Place
170 Princes' Boulevard
Toronto, Ontario, Canada M6K 3C3
Press Box (416) 263-5863
Main Office (416) 815-5400
Luke Wileman OFC: (416) 815-5400 x 5375
lwileman@torontofc.ca CELL: (416) 839-3306
Mike Masaro OFC: (416) 815-5400 x 5375
MMasaro@torontofc.ca



WESTERN CONFERENCE PR DIRECTORY

CHIVAS USA

The Home Depot Center
18400 Avalon Blvd., Suite 500
Carson, CA 90746

Press Box (310) 630-2288
Main Office (310) 630-4550
Eduard Cauch OFC: (310) 630-4554
ecauch@cdchivasusa.com CELL: (310) 982-3656
David Lindholm OFC: (310) 630-4552
dlindholm@cdchivasusa.com CELL: (310) 974-2987

COLORADO RAPIDS

Dick's Sporting Goods Park
6000 Victory Way
Commerce City, CO 80022

Press Box (303) 727-3555
Main Office (303) 405-0011
Jason Gilham OFC: (303) 727-3508
jgilham@dsgpark.com CELL: (303) 385-7698

FC DALLAS

Pizza Hut Park
9200 World Cup Way, Suite 202
Frisco, TX 75034

Press Box (214) 705-8738
Main Office (214) 705-6700
Leigh Anne Gullett OFC: (469) 365-0054
lgullett@fcdallas.net CELL: (210) 259-7865
Jason Minnick OFC: (469) 365-0068
jminnick@fcdallas.net

LOS ANGELES GALAXY

The Home Depot Center
18400 Avalon Blvd., Suite 200
Carson, CA 90746

Press Box (310) 630-2288
Main Office (310) 630-2200
Patrick Donnelly OFC: (310) 630-2214
pdonnelly@lagalaxy.com CELL: (310) 617-7010
Justin Pearson OFC: (310) 630-2216
jpearson@lagalaxy.com CELL: (310) 617-2198
Jaime Cardenas OFC: (310) 630-2215
jcardenas@lagalaxy.com CELL: (310) 995-8561

PORTLAND TIMBERS

1844 SW Morrison St.
Portland, OR 97205

Chris Metz OFC: (503) 553-5433
cmetz@pgepark.com CELL: (503) 358-3608
Mark Kostic OFC: (503) 553-5415
mkostic@pgepark.com CELL: (503) 960-4113

REAL SALT LAKE

Rio Tinto Stadium
9256 State Street
Sandy, UT 84070

Press Box (801) 727-2777
Main Office (801) 727-2701
Trey Fitz-Gerald OFC: (801) 727-2717
tfitz@realsaltlake.com CELL: (801) 856-8877
John Koluder OFC: (801) 727-2716
jkoluder@realsaltlake.com CELL: (801) 918-5050

SAN JOSE EARTHQUAKES

451 El Camino Real, Suite 220
Santa Clara, CA 95050

Buck Shaw Stadium Press Box (408) 554-5107
Oakland Alameda County Coliseum Press Box (510) 563-2294
Main Office (408) 556-7700
Jed Mettee OFC: (408) 556-7723
jmettee@sjeearthquakes.com CELL: (408) 613-8172
Frank Stranzl OFC: (408) 556-7774
FStranzl@sjeearthquakes.com CELL: (707) 696-1931

SEATTLE SOUNDERS FC

Virginia Mason Athletic Complex
12 Seahawks Way
Renton, WA 98056

Owest Field Press Box (425) 827-9777
Main Office (408) 556-7700
Frank MacDonald OFC: (425) 203-8310
frankm@soundersfc.com CELL: (425) 457-0701
Mike Ferris OFC: (425) 203-8304
mikef@soundersfc.com CELL: (425) 457-9001
Suzanne Lavender OFC: (206) 381-7852
suzannel@seahawks.com CELL: (206) 730-7549

VANCOUVER WHITECAPS FC

550 - 375 Water Street
Vancouver, BC V6B 5C6

Jason Macnaughton OFC: (604) 669-9283 x2287
jmacnaughton@whitecapsfc.com CELL: (604) 753-8915
Nathan Vanstone OFC: (604) 629-2251
NVanstone@whitecapsfc.com CELL: (778) 228-7177



REGIONAL MEDIA DIRECTORY

MEDIA REGULARLY ASSIGNED TO CLUB

DELL'APIA, FRANK: Boston Globe, (617) 359-7251, dellapi@aol.com
DONAHUE, SEAN: New England Soccer Today, (508) 265-0793, nesoc-certoday@gmail.com
EISENMENGER, LISA: examiner.com/U.S. Soccer Players, (508) 429-8474, eisenmenger@soccerlens.com
FLEMING, RYAN: The Soccer Guys, (413) 538-1857, ryan.fleming@the-soccerguysonline.com
GOBIS, PETER: Attleboro Sun Chronicle, (508) 236-0375, pgoibis@the-sunchronicle.com
HUSH, ANDREW: espn.com, (508) 868-6596, a.hush@yahoo.com
KOCZWARA, KEVIN: The Soccer Guys, (508) 667-6567, kevin.koczwara@thesoccerguysonline.com
LEMIEUX, JEFF: revolutionsoccer.net, (508) 549-0185, jlemieux@revolutionsoccer.net
MARTINS, GUS: espn.com, (617) 821-2206, gusmartins@com-cast.net
MCCARTHY, KYLE: Boston Herald/MLSoccer.com/Goal, (508) 245-4519, kylemccarthy@gmail.com
O'CONNELL, BRIAN: New England Soccer Today/Associated Press, (401) 282-9435, boconnell21@aol.com
PICARD, DANNY: csnn.com, dhpicar@gmail.com
SETTERLUND, CARL: Worcester Telegram Gazette/New England Soccer Today, (413) 531-4101, setterlu@bc.edu
SILVA, WALTER: Portuguese Times/RevsNet, (508) 997-3118, wgpeter@verizon.net
SILVERMAN, DAVID: team photographer, (401) 481-8001, dave@dpspics.com
TURTINEN, MELISSA: The Soccer Guys, 617-810-4012, melissa.turtinen@gmail.com

NEWSPAPERS

BOSTON GLOBE: 135 Morrissey Blvd., Boston, MA 02107. PHONE: (617) 929-2000, (617) 929-2860. SPORTS EDITOR: Joe Sullivan (617) 929-2845, jsullivan@globe.com. ASSISTANT SPORTS EDITOR: Greg Lee, (617) 929-2840, glee@globe.com. WRITERS: Frank Dell'Api, (617) 359-7251, dellapi@aol.com, John Powers (U.S. National Team, Olympics), (617) 929-2978, jpowers@globe.com. PHOTOS: Jim Wilson, FAX: (617) 929-2872 or (617) 929-2670. WEB SITE: boston.com/sports@globe.com

BOSTON HERALD: 1 Herald Square, Boston, MA 02118. PHONE: (617) 426-3000. SPORTS EDITOR: Hank Hryniewicz, (800) 234-5680, hankh@bostonherald.com. DEPUTY SPORTS EDITOR: Mark Murphy, mjmurphy@bostonherald.com. ASSISTANT SPORTS EDITOR: Joe Thomas, jthomas@bostonherald.com. WRITER: Kyle McCarthy, kylemccarthy@gmail.com. WEB SITE: bostonherald.com. EMAIL: sports@bostonherald.com

PROVIDENCE JOURNAL: 75 Fountain St., Providence, RI 02902. PHONE: (401) 277-7340. SPORTS EDITOR: Mike McDermott, mcmcdemo@projo.com. WRITER: Robert Lee, rlee@projo.com. PHOTOS: Michael Delaney, FAX: (401) 277-7444. WEB SITE: projo.com.

METROWEST DAILY NEWS: 33 New York Ave., Framingham, MA 01701. PHONE: (508) 626-3800. SPORTS EDITOR: Art Davidson, (508) 626-4402, adavidson@cnc.com. FAX: (508) 626-4420. WEB SITE: metrowestdailynews.com

REPUBLICAN: 1860 Main St., Springfield, MA 01103. PHONE: (413) 788-1117. SPORTS EDITOR: Joe Deburro, sports@repub.com. FAX: (413) 788-1259. WEB SITE: masslive.com.

THE SUN CHRONICLE: 34-38 South Main St., Attleboro, MA 02703. PHONE: (508) 222-7000. SPORTS EDITOR: Dale Ransom, (508) 236-0348, dransom@thesunchronicle.com. WRITER: Peter Gobis, (508) 236-0375, pgobis@thesunchronicle.com. WEB EDITOR: Keith Nordstrom, (508) 236-0349. FAX: (508) 236-0462. WEB SITE: www.thesunchronicle.com

WORCESTER TELEGRAM & GAZETTE: ADDRESS: 20 Franklin St., Worcester, MA 01615. PHONE: (508) 793-9100. SPORTS EDITOR: Dave Nordman, (508) 793-9350, dnordman@telegram.com. WRITER: Carl Setterlund, (413) 531-4101, setterlu@bc.edu. FAX: (508) 793-9363. WEB SITE: www.telegram.com

BRAZILIAN TIMES: ADDRESS: 311 Broadway, Suite #102, Somerville, MA 02145. PHONE: (617) 625-5559. EDITOR: Ed Paiva Jr., bt@braziliantimes.com

BROCKTON ENTERPRISE: 60 Main St., Brockton, MA 02303. PHONE: (800) 427-4074. SPORTS EDITOR: Bill Abramson, (508) 923-0508, sports@enterpriseneeds.com. ASSISTANT SPORTS EDITOR: Ken Lechtanski, FAX: (508) 586-6506. WEB SITE: enterpriseneeds.com

EL LATINO EXPRESO (Spanish Weekly): 10 Purchase St., Fall River, MA 02720. PHONE: (508) 678-3844. PUBLISHER: Ric Olivera, ric@ojournal.com

EL MUNDO NEWSPAPER (Spanish Weekly): 408 South Huntington Ave., Boston, MA 02130. PHONE: (617) 522-5060. EDITOR: Delxi Fernandez, (978) 996-5021, delxif@yahoo.com. WRITERS: Alberto Vasallo, homerun33@aol.com. FAX: (617) 524-5886

LA SEMANA (Spanish Weekly): 903 Albany St., Roxbury, MA 02119. PHONE: (617) 541-2222. SPORTS EDITOR: Peter Nicolas Cuencia, cuencia2000@aol.com. SOCCER WRITER/PHOTOGRAPHER: Pedro Rosales, prolan5@hotmail.com. FAX: (617) 427-6227

LAWRENCE EAGLE TRIBUNE: 100 Turnpike St., North Andover, MA 01845. PHONE: (800) 745-5440. SPORTS EDITOR: Bill Burt, (978) 946-2227, bburt@eagletribune.com, sports@eagletribune.com. FAX: (978) 687-6045. WEB SITE: eagletribune.com

THE STANDARD TIMES: 25 Elm St., New Bedford, MA 02740. SPORTS EDITOR: Josh Eggerman, (508) 979-4460, jegerman@s-t.com, sports@s-t.com. FAX: (508) 997-7491. WEB SITE: south-coasttoday.com

O JOURNAL (Portuguese Weekly): 10 Purchase St., Fall River, MA 02720. PHONE: (508) 678-3844. PUBLISHER: Ric Olivera, ric@ojournal.com

PATRIOT LEDGER: 400 Crown Colony Dr., P.O. Box 699159 - Quincy, MA 02269. PHONE: (617) 786-7000. SPORTS EDITOR: Mark Torpey, (617) 786-7057, sports@ledger.com. FAX: (617) 786-7335. WEB SITE: www.patriotledger.com

PORTUGUESE TIMES (Weekly): 1501 Acushnet Ave., New Bedford, MA 02746. PHONE: (508) 997-3118. EDITOR: Manuel Ferreira. PHOTOGRAPHER/REPORTER: Walter Silva, wgpeter@comcast.net

SOCCER NEW ENGLAND (Monthly): P.O. Box 740, Forestdale, MA 02644. PUBLISHER: Michael Jones, (508) 888-1502. E-MAIL: news-desk@soccernewengland.com

WIRE SERVICES

ASSOCIATED PRESS: ADDRESS: 184 High St., Boston, MA 02110. PHONE: (617) 357-8100. FAX: (617) 338-8125. WRITERS: Jim Golen, (617) 699-3759, jgolen@ap.org; Howard Ulman, (617) 699-0864, hulman@ap.org. PHOTO EDITOR: Bill Sikes, (617) 357-8106, bosphoto@ap.org

TELEVISION

WBZ-TV (CBS, Ch. 4) and TV38 WSBK (Ind., Ch. 38): ADDRESS: 1170 Soldiers Field Rd., Brighton, MA 02134. EXECUTIVE SPORTS PRODUCER: Jackie Connolly, (617) 787-7022, jacconnally@boston.cbs.com. PRODUCERS: Joe Giza, jgiza@cbs.com; Scott Sullivan, sasullivan@cbs.com; Matt Geagan, mwgeagan@cbs.com. SPORTS DIRECTOR: Steve Burton. REPORTERS: Levan Reid, Dan Roche. Photographers: Matt Colson, Bryan Foley. FAX: (617) 787-7348. WEB SITE: cbsboston.com

WCVB-TV (ABC, Ch. 5): ADDRESS: 5 TV Place, Needham, MA 02494. PHONE: (781) 433-4706. E-MAIL: wcvbsports@hearst.com. EXEC. SPORTS PRODUCER: Scott Isaacs, (781) 433-4702.



sisaac@hearth.com. SPORTS PRODUCER: Bob Baggett, bbaggett@hearth.com. ANCHOR: Mike Lynch. REPORTERS: Mike Dowling, Bob Halloran. PHOTOGRAPHERS: Mike Cole, Steve Menard. FAX: (781) 433-4510. WEB SITE: thebostonchannel.com.

WFXT-TV (FOX, Ch. 25): ADDRESS: 25 Fox Dr., Dedham, MA 02027, (781) 467-1344. E-MAIL: sports@fox25.com. PRODUCER: Jason Bramble, Jason.bramble@foxtv.com. REPORTER: Ryan Assella, (781) 467-1345, ryan.assella@foxtv.com. PHOTOGRAPHERS: Rich Laurencio, Walt McGraw. FAX: (781) 467-7213. WEB SITE: myfox-boston.com.

WHDH-TV (NBC, Ch. 7) and WLVI-TV (CW, Ch. 56): ADDRESS: 7 Bulfinch Place, Boston, MA 02114. PHONE: (617) 725-0800. E-MAIL: sports@whdh.com. EXEC. SPORTS PRODUCER: Koon Lam, klam@whdh.com. SENIOR SPORTS PRODUCER: Fred Nutter, fnutter@whdh.com. SPORTS PRODUCER: Alex Dembow, adembow@whdh.com. SPORTS DIRECTOR: Joe Amoroso. REPORTERS: Rhett Lewis, Larry Ridley. PHOTOGRAPHERS: Pablo Cortez, Greg Glass. FAX: (617) 248-5408. WEB SITE: whdh.com.

WUNI-TV (Univision, Ch. 27): ADDRESS: 33 Fourth Ave., Needham, MA 02494. PHONE: (781) 433-2727. GENERAL MANAGER: Alex Von Lichtenberg. NEWS DIRECTOR/ANCHOR: Sara Suarez, (781) 433-2727, ssuarez@entravision.com. NEWS PRODUCER: JC Toro, jctoro@entravision.com. FAX: (781) 433-2750. WEB SITE: wuniv.com

WJAR-TV (NBC, Ch. 10): ADDRESS: 23 Kenney Dr., Cranston, RI 02920. PHONE: (401) 455-9100. SPORTS DIRECTOR: Frank Carpano, fcarpano@wjat.com. REPORTER: Joe Kayata, jkayata@wjat.com. FAX: (401) 455-9140. WEB SITE: turnto10.com.

WLNE-TV (ABC, Ch. 6): ADDRESS: 10 Orms St., Providence, RI 02904. PHONE: (401) 453-8038. SPORTS DIRECTOR: Ken Bell, (401) 885-1519, kbell@abc6.com. REPORTER: Don Coyne, (401) 259-5523, dcoyne@abc6.com. FAX: (401) 331-4431. WEB SITE: abc6.com.

WPRI-TV (CBS, Ch. 12) & WNAC-TV (FOX, Ch. 64): ADDRESS: 25 Catamore Blvd., East Providence, RI 02914. PHONE: (401) 438-7200. SPORTS DIRECTOR: Patrick Little, (401) 228-1848, plittle@wpri.com. REPORTERS: Sarah Hogan, J.P. Smollins. FAX: (401) 431-1012. WEB SITE: wpri.com.

COMCAST SPORTSNET (Cable): ADDRESS: 42-44 Third Avenue, Burlington, MA 01803. PHONE: (781) 270-7200. MANAGING EDITOR: Morry Levine, (781) 270-7368, mlevine@comcastsportsnet.com. ASSIGNMENT MANAGER: Catie DeVito, (781) 270-7301, cdevito@comcastsportsnet.com. NEWS DIRECTOR: Kevin Miller, (781) 270-7360, kmiller@comcastsportsnet.com. ASSOCIATE PRODUCER: Jim Aberdale, (781) 270-7360, jaberdale@comcastsportsnet.com. REPORTERS: Chris Collins, Mike Giardi, Carolyn Manno, Kyle Draper, Kevin Walsh, Jessica Moran. PHOTOGRAPHERS: Glenn Gleason, Tom Fietsch, Scott Sassone, Barry Alley, Bill Messina. FAX: (781) 221-7580. WEB SITE: csnn.com.

NESN (New England Sports Network): ADDRESS: 480 Arsenal St., Building One, Watertown, MA 02472. PHONE: (617) 927-1399. ASSIGNMENT EDITOR: Heather Barraclough, (617) 927-1360, hbarraclough@nesn.com. COORDINATING PRODUCER: Larry Lawson, llawson@nesn.com. SENIOR PRODUCER: Steve Katoulis, skatoulis@nesn.com. PRODUCERS: Mike Coppola, mcoppola@nesn.com, Jed Fisher, jfisher@nesn.com. ANCHORS: Jade McCarthy, Uri Berenguer. FAX: (617) 536-7814. WEB SITE: nesn.com.

COX SPORTS TELEVISION NEW ENGLAND (Cox 3 Rhode Island): ADDRESS: 1320 Eddie Dowling Hwy., Lincoln, RI 02865. PHONE: (401) 475-5327. SPORTS DIRECTOR: Wally Mosher, (401) 641-1535, wally.mosher@cox.com. FAX: (401) 383-1661. WEB SITE: cox-sports.com.

RADIO

98.5 THE SPORTS HUB (98.5 FM): ADDRESS: 83 Leo Birmingham Pkwy, Brighton, MA 02135. PHONE: (617) 746-1400. PROGRAM DIRECTOR: Mike Thomas (617) 746-5134, mthomas@wztx.com. ASSISTANT PROGRAM DIRECTOR: Rick Radzick (617) 746-1441 rick@985thesportshub.com. PRODUCERS: Dan O'Brien (6-10 a.m.) Jim Louth (10-2 p.m.) Brian Flora (2-6 p.m.) Chris Curtis (6-11 p.m.) HOSTS: The Toucher and Rich Show (6-10 a.m.) - Fred Toetlcher, Rich Shertenlieb, Jon Wallach: Gresh and Zolak (10 a.m.-2 p.m.) - Andy Gresh, Scott Zolak, Rob Poole, Felger and Massarotti (2-6 p.m.) - Michael Felger, Tony Massarotti, Marc Bertrand: The D.A. Show (6-11 p.m.) - Damon Amendolara. FAX: (617) 746-1408. WEB SITE: www.985thesportshub.com

WBUR (95.5 FM): ADDRESS: 88 Benevolent St., Providence, R.I. 02906. PHONE: (401) 272-9550. sports@wbur.edu. FAX: (401) 272-WBUR (9278). WEB SITE: wbur.com.

WBUR (89.7 FM) (National Public Radio): ADDRESS: 890 Commonwealth Ave., Boston, MA 02215. PHONE: (617) 353-0909. REPORTER: Bill Littlefield, blittlef@wbur.bu.edu. FAX: (617) 353-9380. WEB SITE: wbur.org.

WBZ (1030 AM): ADDRESS: 1170 Soldiers Field Rd., Brighton, MA 02134. PHONE: (617) 787-7249. SPORTS DIRECTOR: Walt Perkins, wperkins@boston.cbs.com. REPORTER: Tom Cuddy. WEEKEND NEWS ROOM: (617) 787-7250. FAX: (617) 787-7060. WEB SITE: cbsboston.com.

WEEL 850 AM & WRKO 680 AM: ADDRESS: 20 Guest St., 3rd Floor, Brighton, MA 02135. PHONE: (617) 779-3500. STUDIO: (617) 779-3549. VICE PRESIDENT/PROGRAMMING: Jason Wolfe, (617) 779-3541, jwolfe@weel.com. EXECUTIVE PRODUCER: Steve Ciacio, (617) 779-3534, sciacio@weel.com. PRODUCERS: Michael Berger (10-2 p.m.): Andrew Massaua (2-6 p.m.): Ian Meropol (6-10 a.m.): Joey Zarbano (6-10 p.m.): James Stewart (10-2 p.m.). HOSTS: Dennis & Callahan (6-10 a.m.) - Gerry Callahan, John Dennis: Mut & Merloni (10 a.m. - 2 p.m.) - Mike Mutansky, Lou Merloni: The Big Show (2-6 p.m.) - Glenn Ordway, Michael Holley: Planet Mikey (6-10 p.m.) - Mike Adams. FAX: (617) 779-3557. WEB SITE: www.weel.com

WJFD 97.3 FM (Portuguese): ADDRESS: 270 Union St., New Bedford, MA 02740. PHONE: (508) 997-2929. SPORTS DIRECTOR/REPORTER: Jorge Morais, jorge@wjfd.com. REPORTER: Walter Silva. FAX: (508) 990-3893.

WUNR 1600 AM (Spanish): ADDRESS: 160 N. Washington St., 6th Floor, Boston, MA 02114. PHONE: (617) 367-8456. RADIO RITMO GUANACAO: Daniel Gutierrez, daniel@ritmoguanacao.com. EL SALVADOR EN EL AIR: Adrian Florez. DEPORTES & MAS: Marino Velasquez, marinovelasquez159@hotmail.com.

Radio Fabulosa WRCA 1330 AM (Spanish): ADDRESS: 552 Massachusetts Ave., Cambridge, MA 02139. PHONE: (617) 201-2646. PRODUCER/HOST: Marco A. Vasquez.

Radio Ponte WSAR 1480 AM & WHTB 1400 AM (Portuguese): ADDRESS: P.O. Box 9673, Fall River, MA 02720. PHONE: (401) 258-3879. PRODUCER/REPORTER: Diogo Pimentel.

Tom Cuddy Sports Reports: ADDRESS: P.O. Box 3307, Framingham, MA 01705. PHONE: (508) 788-3673. PRODUCER: Tom Cuddy, (508) 574-7284, tcsr1@comcast.net. REPORTER: Marge Petrucci, (401) 942-8223.

DIGITAL

revolutionssoccer.net: One Patriot Place, Foxborough, MA 02035.

Phone: (508) 543-5500. Email address: web@revolutionssoccer.net. Digital Content Manager: Jason Dalrymple, (508) 384-4334, jdalrymple@revolutionssoccer.net. Staff Writer & Online Host: Jeff Lemieux, (508) 549-0185, jlemieux@revolutionssoccer.net. Digital Content Assistant: Jeff Wroblewski, (508) 549-0508, jeffreyw@revolutionssoccer.net.

boston.com: ADDRESS: 135 Morrissey Blvd., Boston, MA 02107. E-MAIL: sportspod@boston.com. SPORTS EDITOR Matt Pepin, (617) 929-7368, mpepin@boston.com.

csnne.com: ADDRESS: 42-44 Third Avenue, Burlington, MA 01803. PHONE: (781) 270-7200. DIRECTOR OF DIGITAL MEDIA: Art Martone, (781) 270-7282, amartone@csnne.com. EDITOR: Rich Levine, rlevine@comcastsportsnet.com. REVOLUTION WRITER: Danny Picard, dhpicard@gmail.com

ESPNBoston.com: BOSTON PRODUCER: Peter Lawrence-Riddell, (860) 766-4372, Peter.Lawrence-Riddell@espn3.com. REVOLUTION WRITER: Gus Martins, (617) 821-2206, gusmartins@comcast.net.

examiner.com (Boston Pro Sports Examiner): ADDRESS: 555 17th Street, Suite 700, Denver, CO 80202. SPORTS GENERAL MANAGER: Steve Harbula, (303) 299-1467, sharbula@teamexaminer.com. REVOLUTION EXAMINER: Lisa Eisenmenger, (508) 429-8474, eisenmenger@soccerlens.com.

footballboston.com: ADDRESS: 1271 Pawtucket Blvd, APT 4, Lowell, MA 01854. EDITOR: Andy Huffman, (978) 452-3850. E-MAIL: andrew_h67@yahoo.com.

newenglandsoccertoday.com: ADDRESS: 14 Greensfield Rd. Franklin, MA. 02038. Editor: Sean Donahue, (508) 265-0793. E-MAIL: nesoccertoday@gmail.com. WRITERS: Brian O'connell, (401) 282-9435, boconnell21@aol.com; Carl Setterlund, (413) 531-4101, setterlu@bc.edu; Julian Cardillo, (781) 864-3492, revspress@aol.com.

revs.american-soccer-news.com: ADDRESS: 61 School Street, Dedham, MA 02026. Editor: Hank Alexandre, (617) 650-5984, hank@americansoccernews.net.

soccer-new-england.com: ADDRESS: P.O. Box 740, Forestdale, MA 02644. PUBLISHER: Michael Jones, (508) 888-1502. E-MAIL: newsdesk@soccernewengland.com.

soccersoapbox.com: ADDRESS: 362 Shining Rock Drive, Northbridge, MA 01534. EDITOR: Bob Madaio, (508) 963-3887. E-MAIL: soccer-soapbox@gmail.com.

thedrugisfootball.com: ADDRESS: 131 Park Dr Unit G1, Boston, Ma 02215. EDITOR: Brian Smith, (617) 669-9139. E-MAIL: thedrugis-football@gmail.com.

thesoccerguys.com: ADDRESS: 15 Haven St., Milford, MA 01757. EDITOR: Kevin Koczwar, (508) 667-6567. E-MAIL: kevin.koczwar@thesoccerguysonline.com. WRITERS: Ryan Flemming, (413) 538-1857, ryan.flemming@thesoccerguysonline.com; Melissa Turlinen, (617) 810-4012, melissa.turlinen@gmail.com
weel.com: ADDRESS: 20 Guest St., 3rd Floor, Brighton, MA 02135. PHONE: (617) 779-3500. SITE EDITOR: Rob Bradford, (978) 828-6190, rbradford@weel.com.



TELEVISION AND RADIO

TELEVISION

In March 2010, the Revolution announced that the team had formed partnership with Comcast SportsNet, making the regional sports network the official home of the Revolution. Additionally, every regionally-produced Revs match is broadcast in high definition (HD).

The relationship continues the Revolution's proud tradition of having every MLS match televised during the course of the club's 16-season history.

In addition to the Revs' matches on CSN, a selection of Revs games will be televised on national broadcast partners **ESPN2** and **Fox Soccer Channel**, in addition to Spanish language broadcast partner **Univision** (which also includes the **Galavision** and **Teletutur** networks).

This season, Kraft Sports Productions will again produce every regionally-televised Revolution match. KSP is headed by Executive Producer Matt Smith and Senior Coordinating Producer Dave Mondillo. Supervising Producer Brad Feldman heads each show's production, with Shaw Brown and Jim Daddona returning as the primary producers. In addition to Daddona's directorial work when he's not producing, Bob Frattaroli and Shawn Jensen will also share directorial duties.

RADIO

The Revolution is also committed to the best in live game radio coverage. For the second season, the Revolution have partnered with 98.5 The Sports Hub, which is the primary carrier for Revs radio.

98.5 The Sports Hub is an exciting, fastpaced FM Sports radio station with a distinct rock edge to it. In less than two years, 98.5 The Sports Hub has changed the entire Boston radio landscape. It's the perfect place to hear all of the Rev's play-by-play action!

All 34 Revolution regular-season games will again be broadcast on radio and on the web. Jason Dvorkin and Kevin Collins produce all Revolution radio and webcasting content, including weekly programming, "In the Net," on revolutionsoccer.net.

ANNOUNCERS

Veteran announcer **Brad Feldman** is now in his 11th season with the Revolution, having called more than 300 matches involving the club. This season marks his seventh as the primary play-by-play announcer for the team's telecasts.

Feldman's resume includes play-by-play commentary for top European competitions on ESPN International and Setanta Sports and announcing MLS, USL and college matches on Fox Soccer Channel. He began his MLS broadcasting career as a sideline reporter on Kansas City Wizards telecasts in 1999. Feldman is a frequent guest on New England and national radio and TV talk programs on the subject of soccer and he hosts the weekly online radio show/podcast, "In the Net" on revolutionsoccer.net.

Color Analyst **Jay Heaps** enters his second season in the broadcast booth after stepping away from the professional game following the 2009 season. Heaps closed his playing career after setting Revolution club records in games, starts and minutes in his eight-and-a-half year Revolution career. Heaps retired ranked third on MLS' career leaders in minutes (27,363), fourth in starts (299) and eighth in appearances (314). The 1999 MLS Rookie of the Year was originally drafted second overall in the 1999 MLS College Draft by the Miami Fusion, and was traded to his hometown Revolution in 2001.

An 11-year MLS veteran, Heaps was honored for his consistently stellar efforts with a call-up to the U.S. National Team in the summer of 2009, where he earned four caps in helping the U.S. earn a runner-up finish at the CONCACAF Gold Cup. At the conclusion of the MLS season, he was also voted Revolution Defender of the Year, marking the first such time he was honored in New England.



Veteran soccer announcer Brad Feldman (left) returns for his 11th season with the Revolution as the club's play-by-play voice, while Jay Heaps (right) enters his second campaign in the booth as the color analyst after an 11-year MLS career.

DIGITAL PROPERTIES

Revolutionssoccer.net is the official website of the New England Revolution. Relunched in 2010, the site is the best source for exclusive news, up-to-date information and features on the region's premier professional soccer team.

Get in-depth information and commentary on every Revolution match - previews, game recaps and reaction, plus updates on your favorite players. Through varied multimedia channels including free video, audio and photos, fans can see exclusive content about the team. Fans can also order the latest Revs merchandise from the online ProShop, which offers exclusive adidas products.

Log on to hear every Revolution match broadcast through a live audio stream, and every week check out the Revs' exclusive "In the Net" online radio program hosted by Revolution announcer Brad Feldman. "In the Net" is a weekly radio show featuring player interviews, guests from around the soccer world and more. Also, check in regularly for the all-new video features, like "Revolution Gameday," as well as player interviews, game highlights and more!

The Revolution's official team blog (blog.revolutionssoccer.net) is the only place to find behind-the-scenes information about the Revolution. The Revs' blog is the definitive source for inside information about the Revs. It's also the only place to get a scoop on news that's about to break, or wrap-up or commentary on news that has already broken.

Connect to not only the team, but tens of thousands of the team's supporters at the club's Facebook page (facebook.com/NERevolution). Join the conversation and "Like" the page to get exclusive content and news delivered right to your feed.

The team's Twitter account (@NERevolution) is the best place to get quick news about the team, and see behind-the-scenes pictures during the team's activities. Ask a quick question and get an answer in 140 characters or less.

Catch a glimpse of team video content - both official and off-the-cuff - at the team's official YouTube channel (youtube.com/nerrevolutionssoccer), available through many media connections.

Get a full range of photos of the team - from games, training, behind-the-scenes - at the team's Flickr stream. Visit flickr.com/nerrevolution for access to the team's photo stream.

iPhone users can get a whimsical look at the Revs through a camera filter by downloading the Instagram app and following NERevolution.



Facebook



Twitter



YouTube



Flickr



Instagram



PATRIOT PLACE



Patriot Place is New England's most unique shopping, dining and entertainment destination.

Covering more than one million square feet surrounding Gillette Stadium including the North and South Marketplaces, Patriot Place has become the place in the region to shop, dine and enjoy.

Shop...

The South Marketplace offers the very best of national retailer giants such as Bed Bath & Beyond, Staples, Off Broadway Shoe Warehouse, Sleepy's, and Christmas Tree Shops. Bass Pro Shops, the world's largest and most exciting outdoor recreation retailer anchors the South Marketplace and is the only one located in the Northeast. With more than 150,000 square feet of museum quality wildlife displays, aquariums stocked with native fish species and acres of premium outdoor lifestyle merchandise, Bass Pro Shops at Patriot Place is an unforgettable experience - as close to the Great Outdoors as you can get indoors!

The North Marketplace is the place to find all your favorite retailers like Old Navy, GameStop, Reebok, Victoria's Secret, Express, Patriots ProShop, Aeropostale, Eastern Mountain Sports, Life is good, Olympia Sports, and many more! Additionally, the North Marketplace welcomes a new addition in Spring 2011 with the opening of Charming Charlie. The first to open in Massachusetts, Charming Charlie is a fashion accessory boutique that has been delighting women of all ages since 2004. Through a unique blend of fun, style, color and affordability, Charming Charlie helps shoppers pull together their look through the key finishing touches - earrings, necklaces, bracelets, handbags, scarves, belts ... in a fun, boutique environment.

Dine...

When the day turns to night at Patriot Place, you will find a wide array of exquisite dining and entertainment venues throughout Patriot

Place. If you're looking for a quick bite to eat, look no further than Qdoba, Dunkin' Donuts, Baskin Robbins and Five Guys Burgers & Fries. From casual to upscale, our sit-down restaurants include CBS Scene, Red Robin, Bar Louie, Skipjack's, Tivolino, Tastings Wine Bar & Bistro, David's, Twenty8, Studio 3, Blue Fin Lounge and Olive Garden. If that wasn't enough, the first Toby Keith's I Love This Bar & Grill in New England is scheduled to open Spring 2011. Named after Keith's hit single "I Love This Bar," the 19,000-square-foot restaurant seats 400, features "Toby," a mechanical bull, free live music and home-cooked Southern style fare including pulled-pork sandwiches, fried bologna sandwiches, meatloaf and southern fried Twinkies.

Enjoy...

Patriot Place's one-of-a-kind entertainment options are abound throughout the North & South Marketplaces. Treat yourself at Spa Epoche' or at the Green Tangerine Salon. Take a stroll through the Nature Trail and Ocean Spray Cranberry Bog. Bring the kids to jump on the tumble track at Kidville. Join the huddle, kick a field goal or snap a photo with all three of the Lombardi Trophies at The Hall at Patriot Place Presented by Raytheon. Lean back in a luxurious leather seat in the Lux Level at Showcase Cinema de Lux or attend a concert at Showcase Live. Take the adventure of a lifetime and become an international spy at Espionage, dodging lasers and cracking safes. New to Patriot Place in Spring 2011 is the second installment from 5 Wits, the creators of Espionage, with the opening of 20,000 LEAGUES. 20,000 LEAGUES will reveal that Captain Nemo and his incredible Nautilus may be more than science fiction. Guests will explore the depths of the sea, solving deadly puzzles and defeating both man and beast to uncover the truth - it's an adventure not to be missed!

For a complete store, restaurant and entertainment listing, visit www.patriot-place.com



2011 TICKET INFORMATION

SEASON TICKET PACKAGES

Season tickets allow Revolution fans the opportunity to have guaranteed access to the same seat location for 18 games - all 17 regular-season Revolution home games and one special soccer match at Gillette Stadium. Season ticket holders are part of a select group and receive a variety of amenities, including early access into the stadium, ProShop discounts, reserved parking in a preferred parking area, and discounted additional tickets. For more information please call the Revolution Ticket Office.

PRICING:

Season Ticket Packages from: \$234 to \$522

President's Club: \$1,296

Fidelity Investments Clubhouse: \$954

INDIVIDUAL GAMES

Revolution games feature exciting live Major League Soccer action in a world-class venue. Individual game tickets start at just \$20 when purchased in advance. Join the Revolution today!

PRICING:

Category 1: \$42 (\$47 day-of-game)

Category 2: \$35 (\$32 day-of-game)

Category 3: \$21 (\$23 day-of-game)

The Fort: \$20 (\$22 day-of-game)

Fidelity Investments Clubhouse: \$65 (\$70 day-of-game)

4 GAME PACKAGES

If your schedule will not allow you to commit to all 17 home games, then the Revolution Four Game package is for you. Reserve the best seats in the stadium for the biggest games of the season and suit your schedule. The Four Game packages also save you money with a discount on the ticket price.

GROUP TICKETS

For groups as small as 20, Revolution Group Ticket packages accommodate the needs of any number of people. Amenities vary by group size, but may include group name on the Matrix board, spots ON THE FIELD for the pregame rally tunnel and much more. Group tickets start at just \$16.

REVOLUTION HOSPITALITY

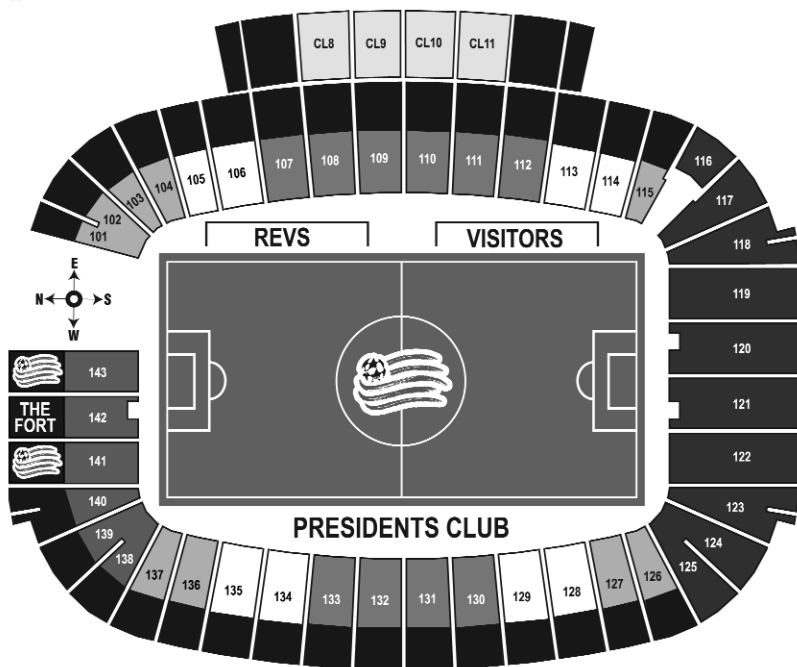
Treat your guests to the very best the Revolution and Gillette Stadium have to offer in one of our catered hospitality areas. Packages including great seats with food and beverages are available for any size group and budget.

REVOLUTION BIRTHDAY BLAST

The Birthday Blast package includes 10 game tickets, 10 Meal Deal coupons, a t-shirt for the birthday boy or girl, a birthday card signed by select Revolution Players, the birthday child's name on the Matrix board and a commemorative photo of the child's name on the Matrix board. Birthday Blast packages start at \$260 for a group of 10.

FLEX TICKETS

Not sure which Revolution matches you'll be able to attend this year? Then purchase Flex Tickets. Flex Tickets can be used for the vast majority of stand-alone 2011 regular season matches. A minimum of 20 tickets is required. Flex tickets are only \$18 per ticket.



NOTES

[illegible]

NOTES

This image shows a single sheet of white paper with horizontal ruling lines. The lines are evenly spaced and run across the width of the page. There are no margins, text, or other markings on the paper.







adidasoccer.com

Official athletic sponsor & licensed product
supplier to Major League Soccer