



2012 MEDIA GUIDE



BMO



PROUD SEASON
SPONSOR



Heroes are even more heroic in person.

Introducing BMO Kickin' with TFC.

This program was created to inspire kids and build ambition. They'll have the chance to experience a unique role at a Toronto FC match including an on-field experience before the game.



TABLE OF CONTENTS

MANAGEMENT	5
PLAYERS	19
ACADEMY	67
LAST SEASON	77
HISTORY	95
MAJOR LEAGUE SOCCER	118
OPPONENTS	157
ALL FOR ONE	195



2012 SCHEDULE

TORONTO FC 2012 REGULAR SEASON SCHEDULE

#	DATE	OPPONENT	HOME/AWAY	TIME (EDT)	BROADCAST
1	Saturday March 17	Seattle	Away	10:00 p.m.	Sportsnet One
2	Saturday, March 24	San Jose	Home	1:00 p.m.	TSNN
3	Saturday, March 31	Columbus	Home	2:00 p.m.	TSNN
4	Saturday, April 7	Montreal	Away	12:00 p.m.	TSNN
5	Saturday, April 14	Chivas	Home	4:30 p.m.	GOLTV Canada
6	Saturday, April 21	Chicago	Home	3:30 p.m.	GOLTV Canada
7	Saturday, April 28	Real Salt Lake	Away	9:00 p.m.	GOLTV Canada
8	Saturday, May 5	DC United	Home	4:00 p.m.	Sportsnet Ontario
9	Saturday, May 19	DC United	Away	7:30 p.m.	TSN2
10	Saturday, May 26	Philadelphia	Home	4:30 p.m.	Sportsnet One
11	Saturday, June 16	Kansas City	Away	8:30 p.m.	GOLTV Canada
12	Wednesday June 20	Houston	Away	9:00 p.m.	TSNN
13	Saturday, June 23	New England	Home	4:30 p.m.	GOLTV Canada
14	Wednesday, June 27	Montreal	Away	7:30 p.m.	TSNN
15	Saturday, June 30	New York	Home	7:00 p.m.	Sportsnet One + Ontario
16	Wednesday, July 4	Dallas	Away	9:00 p.m.	TSN
17	Sunday, July 8	Philadelphia	Away	4:00 p.m.	TSN
18	Wednesday, July 11	Vancouver	Home	7:00 p.m.	TSNN
19	Saturday, July 14	New England	Away	7:30 p.m.	TSN2
20	Wednesday, July 18	Colorado	Home	7:00 p.m.	Sportsnet One + Ontario
21	Saturday, July 28	Houston	Home	4:30 p.m.	GOLTV Canada
22	Saturday, August 4	Chicago	Away	8:30 p.m.	GOLTV Canada
23	Saturday, August 11	Columbus	Away	7:30 p.m.	GOLTV Canada
24	Wednesday, August 15	Portland	Home	7:00 p.m.	TSNN
25	Saturday, August 18	Kansas City	Home	4:30 p.m.	GOLTV Canada
26	Saturday, August 25	Houston	Away	8:30 p.m.	TSN2
27	Saturday, September 1	Kansas City	Away	8:30 p.m.	Sportsnet One
28	Wednesday, September 12	Chicago	Home	7:00 p.m.	TSNN
29	Saturday, September 15	Philadelphia	Home	1:00 p.m.	TSNN
30	Saturday, September 22	LA Galaxy	Away	10:30 p.m.	TSN
31	Saturday, September 29	New York	Away	7:00 p.m.	GOLTV Canada
32	Saturday, October 6	DC United	Home	1:00 p.m.	TSNN
33	Saturday, October 20	Montreal	Home	1:30 p.m.	TSNN
34	Sunday, October 28	Columbus	Away	4:00 p.m.	TSNN

■ HOME □ AWAY



MANAGEMENT



TEAM DIRECTORY



MAPLE LEAF SPORTS & ENTERTAINMENT BOARD OF DIRECTORS

Lawrence M. Tanenbaum (Chairman of the Board), Robert G. Bertram, Jane Rowe, Glen Silvestri, Ashvin Malkani, Dale H. Lastman

MAPLE LEAF SPORTS & ENTERTAINMENT

Executive Vice-President, Chief Operating Officer	Tom Anselmi
Executive Vice-President, Chief Financial Officer and Business Development	Ian Clarke
Executive Vice-President, Venues and Entertainment	Bob Hunter
Executive Vice-President, General Counsel and Corporate Secretary	Robin Brudner
President & General Manager, Toronto Maple Leafs	Brian Burke
President & General Manager, Toronto Raptors	Bryan Colangelo
Senior Vice-President, People	Mardi Walker
Senior Vice-President, Broadcast and Content	Chris Hebb
Senior Vice-President, Business Partnerships	Dave Hopkinson
Senior Vice-President, Finance	Kevin Nonomura
Senior Vice-President, Ticket Sales and Service	Beth Robertson
Vice-President & General Manager, Live Entertainment	Patti-Anne Tarlton

TORONTO FC SOCCER OPERATIONS

Head Coach & Technical Director	Aron Winter
Director of Player Development	Paul Mariner
First Assistant Coach	Bob de Klerk
Director of Team and Player Operations	Earl Cochrane
Assistant Coach	Jason Bent
Goalkeeper Coach	Stewart Kerr
Head Scout	Leo Chappel
Manager, Team Operations	Corey Wray
Manager, Player Development	Jaime McMillan
Coordinator, Media and Public Relations	Mike Masaro
Team Physician	Dr. Ira Smith
Head Athletic Therapist	Carmelo Lobue
Assistant Athletic Therapist	Shawn Jeffers
Massage Therapist	Marcelo Casal
Strength & Conditioning Coach	Nick Milonas
Video Analyst	Shel Brodsgaard
Equipment Manager	Malcolm Phillips
Assistant Equipment Manager	Sacha De Almeida
Director, Toronto FC Academy	Thomas Rongen
Academy U-18/19 Head Coach	Danny Dichio
Academy U-17 Head Coach	Jim Brennan
Academy U-15 Head Coach	Anthony Capotosto

TORONTO FC BUSINESS OPERATIONS

Senior Director, Business Operations	Paul Beime
Director, Marketing, Community Relations and Game Operations	Preben Ganzhorn
Senior Manager, Financial Reporting	Julien Masson
Director, Corporate Partnerships	Chris Shewfelt
Manager, Ticket Sales and Service	Anton Wimmer
Manager, Retail/Kiosk Operations	Glenn Knight
Manager, Community Relations, Game Operations & Academy Marketing	Breagh Carr-Harris
Manager, Marketing	Miguel Ferreira
Coordinators, Marketing	John Febbraro, Trevor Georgie
Manager, Corporate Partnership Marketing	Pat Bakker
Coordinators, Corporate Partnership Marketing	Jeff Payne, David Baldini
Coordinator, Ticket Sales and Service	Greig Young
Account Executives, Sales and Service	David Barker, Conor Duncan, Ben Zayandehroudi, Laura Magee, Derek Domingos
Accountant	JP Sebastian
Team Photographer	Paul Giamou

TORONTO FC COMMUNICATIONS

Director, Corporate Communications & Toronto FC Media Relations	Rajani Kamath
Manager, Corporate Communications	Jamie Deans
Co-ordinator, Media & Public Relations	Mike Masaro

BMO FIELD MANAGEMENT

General Manager, BMO Field, Ricoh Coliseum	Peter Church
Manager, Accounting	Ryan Gillis
Manager, Venue Programming & Live Events	Nathalie Ollson
Manager, Building Operations, BMO Field, Ricoh Coliseum	Curtis Dray
Coordinators, Event Services	Tanya Smither, Mark James
Supervisors, Building Operations	Jason Keating, Jay Laxton



TEAM DIRECTORY

AIR CANADA CENTRE

Senior Director, Corporate Partnerships & Service Activation	Jeff Deline
Senior Director, Executive Suite Services	Kristy Fletcher
Senior Director, Marketing	Shannon Hosford
Senior Director, Finance	Bobby Karabatsos
Senior Director and Associate General Counsel	Peter Miller
Senior Director, Ticket Sales	Tom Pistore
Senior Director, Information Technology	Sasha Puric
Senior Director, Live Entertainment & Broadcast Finance	Wayne Zronik
Senior Director, Culinary, MLSE Executive Chef	Robert Bartley
Senior Director, Ticket Services	Tom McDonald
Director, Corporate Communications & Toronto FC Media Relations	Rajani Kamath
Director, Fan Experience	Vince Bozzo
Director, Project Development & Building Operations	Dan Arts
Director, Media Sales & Service	Anthony Attard
Director, Food and Beverage/Retail Finance	Aldrick Britto
Director, Retail & Merchandise Operations	Jeff Budway
Director, Security Services	Michael Burns
Director, Food and Beverage Quick Service	Doug Collier
Director, Labour Relations	Les Fisher
Director, Payroll	Randi Jakobsen
Director, Building Operations & Team-Up Green	Bryan Leslie
Director, Accounting	Joe Piruzza
Director, Venue Programming & Live Event Management	Tricia Silliphant
Director, Live Production and Venue Technology	Jim Steele
Account Director, MLSE & MLSQ	Caroline Wright
Senior Technical Producer	David August
Senior Audio Engineer	Courtney Ross
Manager, Corporate Communications	Jamie Deans

MLSE TEAM UP FOUNDATION

Executive Director	Michael Bartlett
Manager, Community Investment & Communications	Jennifer Grant
Manager, Fundraising	James King
Coordinators, Fundraising	Eleanor McDonald, Jessica Lee
Coordinator, Communications & Charitable Partnerships	Alicia Erz
Coordinator, Community Investment	Bridgette Estrela
50/50 Specialist	Shellie Thomas
Development Assistant	Kayla Foster

BROADCAST & GOLTV CANADA INFORMATION

Senior Vice-President, Broadcast and Content	Chris Hebb
Senior Director, Content	Liana Bristol
Executive Producer & General Manager	Frank Hayward
Director, Business Development	Aaron Lafontaine
Director, Content Engineering	Ed Holmes
Senior Producer, Networks	Mark Askin
Manager, Network Production and Programming	Peter Papulkas
Producer, GOLTV Broadcast	Dan Gladman
Supervising Producer, Networks	Jamie Arnold
Producer, Networks	Scott Wallace
Executive Assistant	Pina Dell'Anno
Talent	Dan Dunleavy, Lee Godfrey

DIGITAL CONTENT


Senior Director, Digital	John McCauley
Manager, Digital Production	Mike Ball
Manager, Digital Distribution	Chris Clarke
Manager Digital Content & Social Media	Jonathan Sinden
Senior Writer, Digital	Mike Ulmer
Online Community Manager, Toronto FC	Asif Hossain
Producers, Digital Production	JP Lopez, Anthony Laksmama, Jason Sandford



BOARD OF DIRECTORS



Lawrence M. Tanenbaum
CHAIRMAN OF THE BOARD
MLS GOVERNOR



Robert G. Bertram



Jane Rowe



Glen Silvestri



Ashvin Malkani



Dale H. Lastman



EXECUTIVE LEADERSHIP TEAM



TOM ANSELM
Executive Vice-President
& Chief Operating Officer



ROBIN BRUDNER
Executive Vice-President
General Counsel &
Corporate Secretary



BRIAN BURKE
President,
General Manager &
Alternate NHL Governor



IAN CLARKE
Executive Vice-President
& Chief Financial Officer,
Business Development



BRYAN COLANGELO
President &
General Manager
Toronto Raptors



CHRIS HEBB
Senior Vice-President
Broadcast & Content



DAVE HOPKINSON
Senior Vice-President
Business Partnership



BOB HUNTER
Executive Vice-President
Venues & Entertainment



KEVIN NONOMURA
Senior Vice-President
Finance




BETH ROBERTSON
Senior Vice-President
Ticket Sales & Service



PATTI-ANNE TARLTON
Vice-President
& General Manager
Live Entertainment



MARDI WALKER
Senior Vice-President
People





LARRY TANENBAUM



LARRY TANENBAUM, OC

CHAIRMAN OF THE BOARD,
MAPLE LEAF SPORTS & ENTERTAINMENT LTD.
MLS GOVERNOR – TORONTO FC

Larry Tanenbaum was appointed Chairman of Maple Leaf Sports & Entertainment in July 2003. He also serves as a Governor of the NBA for the Toronto Raptors, of the NHL for the Toronto Maple Leafs and of Major League Soccer for Toronto FC. Toronto FC is the latest addition to the MLSE sports family, and began play in spring 2007 at the new 21,140 seat BMO Field located on the Exhibition grounds.

Mr. Tanenbaum was the primary force in bringing an NBA franchise to Toronto. In the early 1990's, Tanenbaum attempted to move established NBA clubs to Toronto and then, as head of the Palestra Group, he initiated the expansion process that opened the eyes of the NBA to Canada. Although he was unsuccessful in being awarded the initial expansion franchise, Tanenbaum established himself in NBA circles and the city as a legitimate NBA home.

In 1996, Mr. Tanenbaum acquired an interest in the Toronto Maple Leafs of the National Hockey League and Maple Leaf Gardens, Limited (now Maple Leaf Sports & Entertainment). With MLG's purchase of the Raptors and Air Canada Centre in February 1998, Tanenbaum fulfilled his goal of NBA and NHL ownership in Toronto under the same group.

In 2000, Mr. Tanenbaum was appointed to the Planning Committee of the NBA Board of Governors. He also serves on the Advisory/Finance Committee - the senior most committee of the NBA Board of Governors which considers and makes recommendations to the Board concerning a wide range of financial and league business matters.

Mr. Tanenbaum is currently Chairman and Chief Executive Officer of Kilmer Van Nostrand Co. Limited (KVN), having served as President & CEO from 1968 to 2000. Under his direction, Kilmer developed into a multi-faceted construction operation with operating divisions and subsidiaries covering road building and paving, ready-mix concrete, aggregates, heavy construction, trucking and pipe manufacturing. Through December 2000, Kilmer's road building, paving and aggregates operations were conducted through Kilmer's wholly owned subsidiary, The Warren Paving & Materials Group Limited. Mr. Tanenbaum served as Chairman of Warren, which was Canada's largest asphalt paving company. Warren's activities also included major commercial aggregates operations, liquid asphalt trading and distribution and road maintenance. In December 2000, Warren was merged into Lafarge Corporation, North America's largest diversified supplier of construction materials. As a result of this merger, Kilmer became a significant shareholder in Lafarge NA, and Mr. Tanenbaum served on the Board and chaired its Finance Committee until the 2006 buyout by Lafarge SA. Kilmer today manages infrastructure investments through Kilmer Brownfield Equity Fund LP, Quickload CEF Inc. and Host Kilmer Service Centres Inc. (ONroute).

Kilmer also has significant investments in various sports-related entities, including Insight Sports Ltd, which is a leading sports media company involved in the creation, production and broadcasting, on all platforms, of sports and related lifestyle content. Insight Sports holds equity positions in several Canadian specialty television services including The NHL Network and Score Media and owns and/or operates the World Fishing Network (WFN) and Game TV. In 2003, through Plaza Gaming and Entertainment, Kilmer invested in the charitable gaming industry. Over the course of its investment, Plaza's facilities have raised in excess of \$60 million per year for local municipal charities.

In addition, Mr. Tanenbaum serves as Chairman of Kilmer Capital Partners, a private equity investment fund, which provides equity capital to small to mid-market companies, and is dedicated to building leading companies in partnership with management. Kilmer Capital's portfolio includes Unisync Group Ltd., Algorithme Pharma Inc., Coalition and Tribal Sportswear.

Mr. Tanenbaum served as National Revenue Chair of the Liberal Party of Canada during Prime Minister Paul Martin's term of office. He currently serves as a member of the Ontario Investment and Trade Advisory Council, and recently served as a member of the Toronto Prosperity Initiative. He has also served on the Independent Fiscal Review Panel of the City of Toronto and the Mayor's Economic Competitiveness Advisory Committee of the City of Toronto.

Mr. Tanenbaum's involvement in Community Associations includes the following: Vice-Chairman, Board of Directors, Mount Sinai Hospital – a tertiary care teaching hospital associated with the University of Toronto; Co-Chairman of the Samuel Lunenfeld Research Institute; Member, Board of Directors, Brain Canada; Member, University Council, Cornell University; Member, Honourary Board & Advisory Board, Baycrest Centre for Geriatric Care; Member, Dean's Advisory Council, Schulich School of Business, York University; Member, Advisory Council, Toronto Board of Trade; Member, Board of Directors, Miller Thomson Foundation; Founding Member, Centre for Israel and Jewish Affairs, and Co-Chair, Tomorrow Campaign for UJA Federation.

In recognition of his contributions in the areas of business, philanthropy, and volunteerism, Mr. Tanenbaum was appointed an Officer of the Order of Canada on October 25, 2007. The Order of Canada is the centrepiece of Canada's honors system and represents its highest civilian award.

Mr. Tanenbaum has a Bachelor of Science degree in Economics from Cornell University (1968).



TOM ANSELM



TOM ANSELM

EXECUTIVE VICE PRESIDENT & CHIEF OPERATING OFFICER,
MAPLE LEAF SPORTS & ENTERTAINMENT LTD.
ALTERNATE MLS GOVERNOR, TORONTO FC

Winning in sports is everything, but winning means a lot of things. It means caring about our fans and exciting them with a competitive team they can be proud of. It means terrific leadership and inspiring our people to be the best sports and entertainment professionals in the business so they can deliver our fans the experience they deserve. It means being passionate about sports and dedicated to our teams so our players can always be at their best. It means being leaders in the community by unleashing our teams and our people to make our community a better place to live. And most importantly, means uncompromising commitment to success on the playing field.

Tom Anselmi is an accomplished sports and entertainment business leader and has been with Maple Leaf Sports & Entertainment since 1996. He is part of the senior leadership team that has grown MLSE into a global leader in the industry. He was appointed Executive Vice President & Chief Operating Officer in March 2004, responsible for business operations for the Toronto Maple Leafs (NHL), Toronto Raptors (NBA), Toronto FC (MLS) and the Toronto Marlies (AHL).

Tom originally joined Maple Leaf Sports & Entertainment as Vice President, Project Director responsible for the overall development of Air Canada Centre, the critically acclaimed home of the Leafs and Raptors. His responsibilities included management of the design and construction program, as well as the entertainment programs for the Opening Ceremonies for Air Canada Centre and the Closing Ceremonies of historic Maple Leaf Gardens. Tom was promoted to Senior Vice President, Business and Chief Marketing Officer in July 1999.

He launched Toronto FC in May 2006 to much fanfare and most recently oversaw the installation of Toronto FC's current management team during the club's fifth season in Major League Soccer. Tom is determined to build and develop a model franchise that will change the landscape of soccer in Canada.

Prior to joining the Leafs organization, he was Vice President, General Manager of Arena Operations for Orca Bay Sports and Entertainment in Vancouver. Tom spent a number of years at Toronto's SkyDome during the development of the facility and during its initial operating phase, and has consulted on a variety of other sports and entertainment projects internationally. Prior to SkyDome, Tom had been involved in various other major capital projects across North America.

Born and raised in Toronto, Tom received an Engineering Degree from the University of Saskatchewan after receiving a Degree from Ryerson Polytechnical University. Tom is a registered Professional Engineer, and a member of the Board of Governors of Major League Soccer, and various other business and trade organizations. Tom is also a recognized community leader and is actively involved with the MLSE Team Up Foundation, is Vice Chair of Get Active Toronto, and is on the Board of KidSport Canada.

He is avid outdoors person who enjoys boating, cycling and snowmobiling. In his spare time, he still plays pick up hockey and is the rhythm guitarist for the company's band "Play to Win," that has played in several charity gigs around the city.

Tom is a passionate supporter of Canada's military and veterans. As a leader of "Team Canada," he has made five goodwill trips to Afghanistan to visit Canadian troops situated in the region. In 2011, Tom received the CDS commendation from Canada's Chief of the Defence Staff, which is the highest military honour a civilian can receive.

ARON WINTER

HEAD COACH & TECHNICAL DIRECTOR

Aron Winter (pron. A-ron Vinter) was named Toronto FC's Head Coach and Technical Director on January 6, 2011. Born in Paramaribo, Suriname on March 1, 1967, he arrived in Toronto after a long and successful career in Europe. Winter started and ended his playing career in Amsterdam with Ajax and returned to the storied Dutch club later in his career before announcing his retirement from playing in 2003. Winter made his first appearance for Ajax in 1986 at the age of 19 and during his time there he won the Dutch Eredivisie title (1990), two KNVB Cups (1987 & 1988), one UEFA Cup (1992), and one UEFA Cup Winners Cup (1987).

In his first year with Major League Soccer's Toronto FC, Winter focused on instilling a new culture and philosophy of 'Football First' with the team. The four pillar approach centres around Style of Play, Culture, Player Development and Results.

Through the first five months of the season nearly two dozen players were involved in more than a dozen transactions in an effort to ensure the right personnel were in place to move forward with this new philosophy. By the midway point of the season it became apparent that the new Football First approach was taking hold, as the club finished the season posting an 8-4-7 mark in all competitions over the final 19 games.

Under Winter's guidance, the Reds managed to capture an unprecedented third Nutrilite Canadian Championship and progress to the CONCACAF Champions League Quarter Finals for the first time in franchise history.

Following the 1991-1992 season, Winter signed for Lazio in Italy's Serie A. He spent four seasons there before moving to Inter Milan in 1996. With Inter, he made back-to-back UEFA Cup Final appearances and won the trophy in 1998. Winter returned to Ajax in 1999 and also spent time on loan with Sparta Rotterdam before bringing his playing career to a close at the end of the 2002-03 season.

Winter also had an accomplished career with the Netherlands national team. He made his first appearance for the Netherlands in 1987 and went on to earn 84 caps – a mark that currently has him sitting eighth all-time for appearances for the country. Winter scored six goals during his international career.

He was part of the Netherlands team that defeated the former Soviet Union 2-0 to win the European Championship in 1988. That was the first of four European Championships that he appeared in along with the 1992 tournament in Sweden, 1996 in England, and 2000 in Belgium and the Netherlands. Winter also played in three FIFA World Cups (1990 in Italy, United States in 1994, and France in 1998).

As a player, Winter was known for his strong work ethic in the centre of midfield. He played the majority of his time in a defensive midfield position but still tallied 73 goals over the course of a 400 game club career.

PAUL MARINER

DIRECTOR OF PLAYER DEVELOPMENT

Paul Mariner enters his second season as Toronto FC's Director of Player Development, after being hired on January 6, 2011. During his first season with Toronto FC, Mariner played a key role in player transactions working alongside Head Coach and Technical Director Aron Winter, including the signings of designated players Torsten Frings and Danny Koevermans.

Mariner was born on May 22, 1953 in Farnworth, England. He returned to North America where he previously worked as Assistant Coach at Harvard University, and then Assistant Coach with New England Revolution in MLS. Mariner was hired by the Revs in 2004 to work alongside Head Coach Steve Nicol, and he gained experience in scouting, recruiting, and signing MLS players. He was credited with developing 2005 MLS MVP Taylor Twellman.

During his five seasons with New England, the Revolution made three consecutive appearances in the MLS Cup (2005, 2006, 2007). They also won the 2007 U.S. Open Cup and 2008 SuperLiga title. In 2009, Mariner returned to England to join the coaching staff at Plymouth Argyle where he remained until signing with Toronto FC.

Mariner's playing career began with Plymouth Argyle in 1973. He went on to play over 130 games for the team, scoring 56 goals. Sir Bobby Robson signed Mariner for Ipswich Town ahead of the 1976-1977 season and he stayed there through until 1984, scoring 96 goals in 260 games. He was named Man of the Match in the 1978 FA Cup Final as Ipswich beat Arsenal 1-0 and played a key role in Ipswich Town's UEFA Cup winning squad in the 1980-1981 season.

In 1984 Mariner moved to Arsenal where he spent two seasons before finishing his time in England with two years at Portsmouth. He moved to North America to join the Albany Capitals of the American Soccer League where he also served as the team's assistant coach. In the spring of 1992 he was offered the head coaching role of the team but left to join the San Francisco Bay Blackhawks. Following his playing time in the United States, Mariner moved to Maltese side Naxaar Lions and retired in 1993.

Mariner earned his first cap for the England national team in 1977. He was named to the England squad for the 1980 European Championship and the qualifying campaign for the 1982 FIFA World Cup. Mariner scored the lone goal in a win against Hungary to secure England's spot at the World Cup in Spain where he played in all of the country's games.





BOB DE KLERK

TORONTO FC FIRST ASSISTANT COACH,
ASSISTANT TECHNICAL DIRECTOR

Bob de Klerk enters his second season as Toronto FC's First Assistant Coach & Assistant Technical Director. de Klerk was hired by Toronto FC on January 6, 2011, joining former Ajax colleague Aron Winter in Toronto. de Klerk is known for his strong eye for youth talent and played a large role in the transition to professional soccer for Toronto FC graduates: Doneil Henry, Ashtone Morgan, Matt Stinson, Oscar Cordon, and Keith Makubuya.

Prior to joining Toronto FC, the Amsterdam native was working with Ajax A1 youth squad alongside Frank de Boer. de Klerk was also responsible for game analysis along with national and international scouting duties. When de Boer was promoted to become Manager of Ajax in December 2010, de Klerk stepped up to take control of the A1 squad before deciding to head to North America to work in Major League Soccer.

He spent a total of nine years working with Ajax, where he worked with such players as, Gregory van der Wiel, Christian Eriksen, Ryan Babel, Kenneth Vermeer and Miralem Suljeman. de Klerk has also worked alongside coaches: Louis Van Gaal, Dennis Bergkamp, Frank Rijkaard, Martin Jol and Danny Blind. In addition to his work at Ajax, de Klerk spent time with Ajax Cape Town of the South African league.

Before moving into coaching, de Klerk played for KSV Waregem in Belgium and De Graafschap of the Dutch Eredivise.



EARL COCHRANE

DIRECTOR OF TEAM AND
PLAYER OPERATIONS

Earl Cochrane, a native of Scarborough, Ontario, is an original member of Toronto FC's front office, joining the team in July 2006 as the club's Manager of Team Operations. Cochrane has served as Toronto FC Academy Director, overseeing Toronto's player development program, in addition to his role within Team Operations. In September 2010, Cochrane took over the role as Toronto FC's Interim General Manager following the departure of Mo Johnston. He was promoted to Director of Team and Player Operations in January 2011.

Prior to joining Toronto FC, Cochrane worked for the Canadian Soccer Association as the National Teams Manager from January 2001 before taking over the role of Director of Communications in late 2005; a role he had previously held for two years at DC United.

As a player, Cochrane was a four-time OUA All-Star and two time all-Canadian defender at Carleton University. He spent two seasons in Malaysia before an injury during a trial in Japan ended his playing career. Cochrane holds a Masters degree from the University of Toronto.



PAUL BEIRNE

SENIOR DIRECTOR OF BUSINESS OPERATIONS,
TORONTO FC

Paul joined Toronto FC in its inaugural season from parent company, Maple Leaf Sports & Entertainment, with 17 years of experience in the sports and entertainment industry. He has a passion for sports and is recognized as a leader in the entertainment industry in ticketing, customer service, and the use of technology.

Paul began his career in live theatre working with industry leaders such as Live Entertainment and Mirvish Productions. He held a variety of positions in the ticketing, merchandising and group sales areas before participating in the start-up of Encore Tickets, a province-wide ticket service company based in Vancouver. Paul managed the ticketing for the World Championship of Basketball in 1994 prior to joining the NBA expansion Toronto Raptors.

With Maple Leaf Sports & Entertainment, Paul has held a variety of management positions with the NHL Toronto Maple Leafs and the NBA Toronto Raptors. He supported implementing a number of service and marketing initiatives that have enabled the Raptors and Leafs Season Seat Holders to feel more connected and be amongst the best served in all pro sports, leading to higher satisfaction and retention.

Paul is a big believer in grassroots marketing and over the last five years he has taken it to a new level with Toronto FC. The fans and supporter groups of the club enjoyed a sense of belonging and membership from day one. As a result of many initiatives in the build up to Toronto FC's record breaking launch in 2007, Paul was honoured by Major League Soccer, winning the prestigious "Doug Hamilton Executive of the Year" award at the conclusion of the team's opening season. In the seasons following the launch Toronto FC has been singled out in a number of publications including: Sports Business Journal (nomination for 2008 Team of the Year), Marketing Magazine (Toronto FC – Top 10 Marketers in Canada), and Strategy Magazine (Toronto FC 2009 Brand of the Year).

The growth of the game in Canada, particularly the development of professional players and coaches, are very important to Toronto FC. Under Paul's stewardship Toronto FC has invested in a number of initiatives aimed at improving the landscape for professional soccer: the installation of a world-class heated grass pitch at BMO Field, the addition of 1700 seats to BMO Field, and most importantly, the creation of Toronto FC Academy. Through the Academy, Toronto FC has seen six local players graduate to the first team with two (Ashtone Morgan and Matt Stinson) being called up for National Team duty.

In 2012, Toronto FC will open its new Academy and Training Facility at Downsview Park. This facility will have the Academy and First Team train in the same state-of-the-art venue.

Paul lives in Toronto with wife, artist Anne-Marie Olczak, and their children Eileen and Alec.



JASON BENT / STEWART KERR



JASON BENT

ASSISTANT COACH, FIRST TEAM,
HEAD COACH, RESERVE SQUAD

Jason Bent was named as the First Team's Assistant Coach in February 2011 after spending the previous three seasons with Toronto FC's Academy program. During the 2011 season, Bent also served as the head coach of Toronto FC's reserve squad in the MLS Reserve League.

Bent was born on August 3, 1977 in Brampton, Ontario. Bent brings a wealth of experience having played internationally and within Major League Soccer. His last professional club was Plymouth Argyle in England where he played three seasons. Bent helped Plymouth win the Division Three Championship in 2001-2002, and the Division Two Championship in 2003-2004. Before moving to Europe, Bent became one of the first young Canadians to be signed by an MLS club when the Colorado Rapids inked him to a two year contract in June 1998. He was part of the Rapids side that reached the US Open Cup Final for the first time in team history in 1999.

Bent has represented Canada at U-17, U-20, U-23, and Senior level. His senior team career began in October 1997 during a World Cup qualifier against Mexico. He finished his international career with 32 caps and was a member of the 2000 CONCACAF Gold Cup winning squad. Bent announced his retirement from playing in March 2006 after a series of knee injuries brought a premature end to his career.



STEWART KERR

GOALKEEPING COACH

Stewart Kerr was hired as Toronto FC's goalkeeping coach on December 14, 2011.

Kerr, a native of Bellshill, Scotland spent the majority of his playing career with Celtic F.C. of the Scottish Premier League from 1993 until 2001. During his time at Celtic, Kerr won two Scottish League titles and two Scottish Cups. He went on loan for one season with English side, Brighton during his time with Celtic. Kerr finished his career at Wigan in 2002. Kerr was most recently hired on as goalkeeping coach for Scottish club, Motherwell before moving to Canada.



Dr. Ira Smith

TEAM DOCTOR

Sixth season with Toronto FC
Born: Toronto, ON



Marcelo Casal

MASSAGE THERAPIST
& ACUPUNCTURIST

Fifth season with Toronto FC
Born: Etobicoke, ON



Carmelo Lobue

HEAD ATHLETIC THERAPIST

Sixth season with Toronto FC
Born: Toronto, ON



Nick Milonas

STRENGTH & CONDITIONING

Second season with Toronto FC
Born: Kingston, ON



Shawn Jeffers

ASSISTANT ATHLETIC THERAPIST

Sixth season with Toronto FC
Born: North York, ON



Shel Brodsgaard

VIDEO ANALYST

First season with Toronto FC
Born: Denman Island, BC



Corey Wray

MANAGER, TEAM OPERATIONS


Sixth season with Toronto FC
Born: Toronto, ON



MIKE MASARO

COORDINATOR,
MEDIA & PUBLIC RELATIONS

Second season with Toronto FC
Born: Mississauga, ON



Malcolm Phillips

EQUIPMENT MANAGER

Sixth season with Toronto FC
Born: Southampton, England



Sacha De Almeida

ASSISTANT
EQUIPMENT MANAGER

Second season with Toronto FC
Born: Toronto, ON



TEAM STAFF





PLAYERS



2012 TORONTO FC TEAM ROSTER

MIGUEL ACEVAL #3



NO.	NAME	POSITION	HEIGHT	WEIGHT	D.O.B.	AGE*	BIRTH PLACE
2	Geovanny Caicedo	D	6'2	200	28 Mar 1981	30	Esmeraldas, Ecuador
3	Miguel Aceval	D	6'0	200	8 Jan 1983	29	Santiago, Chile
4	Doneil Henry	D	6'0	180	20 Apr 1993	18	Brampton, ON
5	Ashtone Morgan	D	5'11	165	9 Feb 1991	21	Toronto, ON
6	Julian de Guzman	M	5'7	150	25 Mar 1981	30	Scarborough, ON
7	Joao Plata	F	5'2	135	1 Mar 1992	20	Guayaquil, Ecuador
8	Eric Avila	M	5'8	149	24 Nov 1987	24	San Diego, CA
9	Ryan Johnson	F	6'1	180	26 Nov 1984	27	Kingston, Jamaica
11	Luis Silva	M	5'11	170	10 Dec 1988	23	Los Angeles, CA
12	Adrian Cann	D	6'3	180	19 Sept 1980	31	Thornhill, ON
13	Keith Makubuya	F	5'11	165	26 Jan 1993	19	St. Catharines, ON
14	Danny Koevermans	F	6'3	175	1 Nov 1978	33	Schiedam, Netherlands
15	Matt Stinson	M	5'10	165	9 Sept 1992	19	Toronto, ON
16	Oscar Cordon	M	5'9	155	18 Jan 1993	19	Toronto, ON
18	Nick Soolsma	F	5'10	175	17 Jan 1988	24	Andijk, Netherlands
19	Reggie Lambe	F	5'7	151	4 Feb 1991	21	Hamilton, Bermuda
20	Ty Harden	D	6'1	190	6 Mar 1984	28	Norman, OK
21	Aaron Maund	D	6'1	185	19 Sept 1990	21	Dorchester, MA
22	Torsten Frings	M	5'11	170	22 Nov 1976	35	Wurselen, Germany
23	Terry Dunfield	M	5'10	165	20 Feb 1982	30	Vancouver, BC
24	Stefan Frei	GK	6'3	195	20 Apr 1986	25	Altstaetten, Switzerland
25	Jeremy Hall	D	5'11	165	11 Sept 1988	23	Tampa, FL
27	Richard Eckersley	D	6'0	169	12 Mar 1989	23	Salford, England
30	Milos Kocic	GK	6'4	200	4 June 1985	26	Leskovac, Serbia
31	Dicoy Williams	D	6'2	187	7 Oct 1986	25	Kingston, Jamaica
37	Nicholas Lindsay	F	5'9	155	3 Sept 1992	19	Brampton, ON

*ages - as of opening day 2012




TORONTO
FC

POSITION: DEFENDER
HEIGHT: 6'0
WEIGHT: 210 LBS
BIRTHDATE: JANUARY 8, 1983
HOMETOWN: SANTIAGO, CHILE
NATIONALITY: CHILEAN
COLLEGE/UNIVERSITY: --
LAST CLUB: C.D. UNIVERSIDAD DE CONCEPCION
HOW ACQUIRED: SIGNED WITH TORONTO FC ON MONDAY, JANUARY 30, 2012
PRONUNCIATION: "ME-GUL AH-SAY-VALL"

Aceval signed with Toronto FC on January 30, 2012. He was born in Santiago, Chile and began his career in the youth system of highly regarded Chilean club, Colo-Colo. Aceval remained with Colo-Colo until 2007. In his final season he was loaned to O'Higgins F.C. of Chile. At the completion of the 2007 season he moved to Defensor Sporting of Uruguay. Midway through his first season at Defensor Sporting, Aceval

moved back to Chile with C.D. Huachipato. At the end of the season the defender moved to Union Espanola and finally this past season at C.D. Universidad de Concepcion. Aceval earned his first international cap with the Chilean National Team on September 4, 2011 during a 1-0 loss to Mexico in an international friendly.



TORONTO
F.C.

POSITION: MIDFIELDER
HEIGHT: 5'8
WEIGHT: 149 lbs
BIRTHDATE: NOVEMBER 24, 1987
HOMETOWN: SAN DIEGO, CALIFORNIA
NATIONALITY: AMERICAN
COLLEGE/UNIVERSITY: UNIVERSITY OF CALIFORNIA – SANTA BARBARA
LAST CLUB: FC DALLAS
HOW ACQUIRED: TRADE WITH FC DALLAS ON AUGUST 2, 2011
PRONUNCIATION: "AV-EE-A"

Avila was traded to Toronto FC on August 2, 2011 from FC Dallas. The midfielder originally signed a Generation adidas contract and was drafted in the 2nd round (19th overall) in the 2008 MLS SuperDraft by FC Dallas. In four seasons for Dallas, Avila made 63 appearances including 13 in 2011 with five starts, scoring one goal and adding two assists. He played his college career at UC Santa Barbara and won the 2006 NCAA Men's National Championship. Avila has also represented the United States at the U-20 and U-17 levels.

2011 Appeared in nine matches, started in eight following his trade to Toronto, logging 774 minutes. Avila scored one goal and added two assists for Toronto FC. He scored his first goal as a member of Toronto FC against San Jose on Aug. 27 in a 1-1 draw. Prior to the trade, Avila played in 13 matches for FC Dallas, starting in five while scoring one goal and adding one assist, logging 515 minutes. **CONCACAF Champions League:** Did not play in Preliminary Round for FC Dallas but was on roster making him ineligible to feature for Toronto FC during competition.

2010 Appeared in 18 matches, starting in one; while scoring one goal and adding one assist, and logged 452 minutes for FC Dallas. **2010 Playoffs:** Appeared in two matches and scored one goal for FC Dallas, logging 18 minutes. His game-winning goal came in the 88th minute against Real Salt Lake in the first leg of the Western Conference Semifinals.

2009 Appeared in 18 matches and scored one goal and added two assists while logging 332 minutes for FC Dallas.

2008 Appeared in 14 matches, starting in three, adding two assists over 508 minutes for FC Dallas.

YEAR	TEAM	GP	GS	MIN	G	A	SHT	SOG	FC	FS	OFF	CK	C	E
2008	FC Dallas	14	3	508	0	2	4	1	8	10	0	2	1	0
2009	FC Dallas	18	0	332	1	2	5	3	2	3	0	0	0	0
2010	FC Dallas	18	1	452	1	1	14	7	8	5	0	3	0	0
2011	FC Dallas	13	5	515	1	2	7	2	5	13	0	10	0	0
	Toronto FC	9	8	774	1	1	12	4	6	11	0	6	1	0
	2011 totals	22	13	1289	2	3	19	6	11	24	0	16	1	0
	Totals	72	17	2581	4	8	42	17	29	42	0	21	2	0

YEAR	POSTSEASON	GP	GS	MIN	G	A	SHT	SOG	FC	FS	OFF	CK	C	E
2010	FC Dallas	2	0	18	1	0	2	1	1	1	0	0	0	0

OPPONENT	GP	GS	MIN	G	A	SHT	SOG	FC	FS	OFF	CK	C	E
Chicago	5	1	144	0	0	5	1	3	1	0	0	0	0
Chivas USA	3	1	137	0	0	0	0	1	2	0	0	0	0
Columbus	6	2	225	2	0	5	3	5	3	0	1	1	0
Colorado	6	1	246	0	1	1	0	5	4	0	0	0	0
D.C. United	6	2	243	0	1	4	2	1	4	0	4	0	0
Houston	5	0	98	0	1	0	0	1	3	0	0	0	0
Sporting KC	4	0	113	0	1	1	0	1	3	0	1	0	0
Los Angeles	5	2	245	0	0	4	0	2	3	0	5	0	0
New England	4	0	85	0	2	2	1	0	1	0	2	0	0
New York	5	2	200	0	0	7	5	1	1	0	1	0	0
Philadelphia	3	2	146	0	0	2	0	0	1	0	4	0	0
Portland	1	0	14	0	1	1	1	0	1	0	0	0	0
Real Salt Lake	5	1	168	0	0	3	1	2	2	0	2	1	0
Seattle	1	0	26	0	0	0	0	2	1	0	0	0	0
San Jose	6	1	216	1	0	3	1	2	4	0	1	0	0
Toronto FC	6	2	240	0	1	3	1	3	6	0	0	0	0
Vancouver	1	0	35	1	0	1	1	0	2	0	0	0	0

MONTH	GP	GS	MIN	G	A	SHT	SOG	FC	FS	OFF	CK	C	E
March	4	1	133	0	0	3	0	0	2	0	0	0	0
April	8	0	210	2	2	3	3	4	7	0	1	0	0
May	11	2	339	0	0	5	2	4	4	0	10	0	0
June	9	0	153	1	2	4	2	2	4	0	0	0	0
July	10	3	377	0	1	8	2	3	5	0	1	0	0
August	12	6	598	1	0	6	3	8	11	0	1	0	0
September	9	3	384	0	2	6	3	4	6	0	3	1	0
October	9	2	387	0	1	7	2	4	3	0	5	1	0

REGULAR-SEASON GAME HIGHS:

Goals 1 (4 times, last: Aug. 27, 2011, TOR vs. SJ)
 Assists 1 (8 times, last: Oct. 22, 2011, TOR vs. NE)
 Shots on Goal 2 (3 times, last: Oct. 1, 2011, TOR vs. NY)
 Shots 4 (Oct. 1, 2011, TOR vs. NY)
 Fouls Committed 3 (Aug. 3, 2008, DAL at TOR)
 Fouls Suffered 3 (2 times, last: Aug. 27, 2011, TOR vs. SJ)



GEOVANNY CAICEDO #2



TORONTO FC

POSITION: DEFENDER
HEIGHT: 6'2
WEIGHT: 184 LBS
BIRTHDATE: MARCH 28, 1981
HOMETOWN: ESMERALDAS, ECUADOR
NATIONALITY: ECUADORIAN
COLLEGE/UNIVERSITY: -
LAST CLUB: LDU QUITO (ECUADOR)
HOW ACQUIRED: SIGNED WITH TORONTO FC ON
JANUARY 26, 2012
PRONUNCIATION: "GEE-O-VONY KY-SAY-DOE"

Caicedo began his professional career with Huracan of Ecuador and has spent his entire club career in his homeland. Most recently Caicedo played for LDU Quito, the same club as Toronto FC forward Joao Plata. Caicedo has earned eight caps for the Ecuadorian National Team during his career.

The defender was part of the 2011 Copa America squad and his most recent call-up was for a friendly against the United States on October 11, 2011. He signed with Toronto FC on January 26, 2012.





ADRIAN CANN #12

TECHNICAL

TORONTO
F.C.

POSITION:

DEFENDER

HEIGHT:

6'3

WEIGHT:

180 lbs

BIRTHDATE:

SEPTEMBER 19, 1980

HOMETOWN:

THORNHILL, ONTARIO

NATIONALITY:

CANADIAN

COLLEGE/
UNIVERSITY:

LOUISVILLE

LAST CLUB:

ESBJERG FB (DENMARK)

HOW ACQUIRED:

SIGNED WITH TORONTO FC
ON APRIL 12, 2010

PRONUNCIATION:

"CAN"

Cann joined Toronto FC in April 2010 as a free agent after leaving Esbjerg FB of Denmark. Cann was originally selected 16th overall in the 2004 MLS SuperDraft by the Colorado Rapids. From Colorado he joined the Montreal Impact and then the Vancouver Whitecaps before leaving for Denmark. Cann has earned nine international caps for Canada and is still active for international duty.

2011 Appeared and started in 12 matches, logging 988 minutes, before tearing his ACL on May 31, ending his season. **Nutriline Canadian Championship:** Made two starts during Canadian Championship. On May 4 against FC Edmonton, and in the first leg of the final on May 18 in Vancouver against the Whitecaps.

2010 Started in all 26 games he played in during the season. Made his debut on April 15 against Philadelphia Union. **CONCACAF Champions League:** Captained the team and won Man of the Match honours during a 0-0 tie with Cruz Azul in Mexico on September 21. International: Played 47 minutes for Canada in a friendly against Jamaica on January 31, in his lone appearance for the national team in 2010.



ADRIAN CANN #12

YEAR	TEAM	GP	GS	MIN	G	A	SHT	SOG	FC	FS	OFF	CK	C	E
2004	Colorado	2	0	11	0	0	0	0	0	0	0	0	0	0
2010	Toronto FC	26	26	2340	0	0	5	3	24	13	1	0	5	0
2011	Toronto FC	12	12	988	0	0	3	0	11	3	0	0	0	0
Totals		40	38	3339	0	0	8	3	35	16	1	0	5	0

OPPONENT	GP	GS	MIN	G	A	SHT	SOG	FC	FS	OFF	CK	C	E
Chicago	3	3	270	0	0	1	0	3	0	0	0	2	0
Chivas USA	3	3	270	0	0	0	0	2	2	0	0	0	0
Columbus	2	1	100	0	0	0	0	0	0	0	0	0	0
Colorado	3	3	256	0	0	0	0	3	2	0	0	0	0
FC Dallas	4	3	271	0	0	2	0	4	0	0	0	1	0
D.C. United	2	2	102	0	0	2	1	1	1	0	0	0	0
Houston	3	3	270	0	0	0	0	4	3	0	0	0	0
Sporting KC	2	2	180	0	0	0	0	2	0	0	0	1	0
Los Angeles	3	3	270	0	0	0	0	2	2	0	0	0	0
New England	1	1	90	0	0	0	0	0	1	0	0	0	0
New York	2	2	180	0	0	0	0	0	3	1	0	0	0
Philadelphia	2	2	180	0	0	0	0	2	0	0	0	0	0
Portland	1	1	90	0	0	1	0	2	0	0	0	0	0
Real Salt Lake	2	2	180	0	0	1	1	3	1	0	0	0	0
Seattle	3	3	270	0	0	0	0	4	0	0	0	1	0
San Jose	3	3	270	0	0	1	1	2	0	0	0	0	0
Vancouver	1	1	90	0	0	0	0	1	1	0	0	0	0

MONTH	GP	GS	MIN	G	A	SHT	SOG	FC	FS	OFF	CK	C	E
March	2	2	180	0	0	1	0	3	1	0	0	0	0
April	9	9	732	0	0	0	0	7	2	0	0	1	0
May	9	9	796	0	0	3	1	9	2	0	0	1	0
June	4	2	191	0	0	0	0	1	2	0	0	0	0
July	5	5	450	0	0	0	0	4	3	0	0	2	0
August	4	4	360	0	0	0	0	1	4	1	0	0	0
September	5	5	450	0	0	4	2	7	1	0	0	1	0
October	2	2	180	0	0	0	0	3	1	0	0	0	0

REGULAR-SEASON GAME HIGHS:

Goals	0
Assists	0
Shots on Goal	1 (3 times, last: Sept. 25, 2010, TOR vs. SJ)
Shots	2 (Sept. 11, 2010, TOR vs. DC)
Fouls Committed	3 (Sept. 18, 2010, TOR at HOU)
Fouls Suffered	2 (3 times, last: Aug. 21, 2010, TOR vs. NY)





OSCAR CORDON #16



TORONTO
FC

POSITION: MIDFIELDER
HEIGHT: 5'9
WEIGHT: 155 LBS
BIRTHDATE: JANUARY 18, 1993
HOMETOWN: TORONTO, ONTARIO
NATIONALITY: CANADIAN
COLLEGE/UNIVERSITY: —
LAST CLUB: TORONTO FC ACADEMY
HOW ACQUIRED: SIGNED WITH FIRST TEAM ON MARCH 17, 2011
PRONUNCIATION: "OSS-CURR KOR-DON"

Cordon joined three other Academy teammates when he signed for the First Team on March 17, 2011. He joined the Toronto FC Academy program in 2009 after leaving the Mississauga Falcons youth soccer program. Cordon earned two call-ups to the First Team during the 2010 season during the Nutrilite Canadian Championship and then the CONCACAF Champions League.

2011 Appeared in four matches, starting in one while logging 144 minutes. Cordon's first appearance as a member of the First Team came as a substitute on April 13 against LA Galaxy. His first official start came just days later on April 16 at home against D.C. United. **Nutrilite Canadian Championship:** Started against FC Edmonton in the first leg of the semifinals on April 27. He was used as a half-time substitute in the first leg of the finals in Vancouver on May 18 against the Whitecaps.

YEAR	TEAM	GP	GS	MIN	G	A	SHT	SOG	FC	FS	OFF	CK	C	E
2011	Toronto FC	4	1	144	0	0	3	1	6	2	0	0	1	0

OPPONENT	GP	GS	MIN	G	A	SHT	SOG	FC	FS	OFF	CK	C	E
D.C. United	1	1	54	0	0	0	0	1	2	0	0	0	0
Los Angeles	1	0	11	0	0	0	0	0	0	0	0	0	0
New England	1	0	34	0	0	2	1	1	0	0	0	0	0
Seattle	1	0	45	0	0	1	0	4	0	0	0	1	0

MONTH	GP	GS	MIN	G	A	SHT	SOG	FC	FS	OFF	CK	C	E
April	2	1	65	0	0	0	0	1	2	0	0	0	0
June	2	0	79	0	0	3	1	5	0	0	0	1	0

REGULAR-SEASON GAME HIGHS:

Goals 0
 Assists 0
 Shots on Goal 1 (June 15, 2011, TOR at NE)
 Shots 2 (June 15, 2011, TOR at NE)
 Fouls Committed 4 (June 18, 2011, TOR vs. SEA)
 Fouls Suffered 2 (Apr. 16, 2011, TOR vs. DC)





JULIAN DE GUZMAN #6

PLAY CULTURE PLAYER DEVELOPMENT RESULTS STYLE OF PLAY CULTURE PLAYER DEVELOPMENT RESULTS STYLE OF PLAY CULTURE PLAYER DEVELOPMENT RESULTS STYLE OF PLAY CULTURE PLAYER DEVELOPMENT RESULTS STYLE OF PLAY CULTURE PLAYER DEVELOPMENT RESULTS STYLE OF PLAY CULTURE



TORONTO FC

POSITION: MIDFIELDER
HEIGHT: 5'7
WEIGHT: 150 lbs
BIRTHDATE: MARCH 25, 1981
HOMETOWN: SCARBOROUGH, ONTARIO
NATIONALITY: CANADIAN
COLLEGE/UNIVERSITY: -
LAST CLUB: DEPORTIVO LA CORUNA (SPAIN)
HOW ACQUIRED: SIGNED AS A DESIGNATED PLAYER ON SEPTEMBER 11, 2009
PRONUNCIATION: "DE-GOOZ-MAN"

de Guzman enters his fourth season in Major League Soccer and with Toronto FC. de Guzman became the club's first Designated Player when he signed on September 11, 2009. He started his professional career with FC Saarbrücken of Germany in 2001. He moved to recently promoted Hannover 96 of the German Bundesliga. de Guzman spent three seasons with the club and left at the conclusion of the 2005 season. He became the first Canadian to play in La Liga (Spain) when he signed with Deportivo La Coruña in 2005. To date, de Guzman has earned 52 caps for the Canadian National Team and has scored four international goals. He has been part of four CONCACAF Gold Cup teams ('02, '07, '09, '11).

2011 Appeared in 19 matches, starting in 16, scoring two goals and adding three assists. Logged 1,325 minutes. Scored first career MLS goal on August 6 at D.C. United. His second goal came on September 10 in Columbus. **Nutrilite Canadian Championship:** Appeared and started in all three matches. **CONCACAF Champions League:** Appeared in seven matches, starting in five. Scored one goal against Tauro FC on August 18. **International:** Was a member of the 2011 CONCACAF Gold Cup team. He made nine appearances in 2011 during Gold Cup, Friendlies, and 2014 World Cup Qualifying.

2010 Started in 21 of the 25 games he appeared in, playing 2,014 minutes with two assists. Was sent off in the second half of Toronto's 1-1 draw at home to Houston Dynamo on July 1. Underwent knee surgery at conclusion of season to repair torn meniscus. **International:** Appeared in two games for Canada on January 31 against Jamaica and on September 4 against Peru, playing the full 90 in both matches.

2009 Played his first game for the team 09/19/09 in Los Angeles against the Galaxy in a 2-0 defeat...and played remaining games of the 2009 season...finished with 450 minutes and one caution.

2000-2009 Prior to joining Toronto FC, the midfielder signed for his most recent club Deportivo de La Coruña in 2005. Signing that deal was an historic moment as he became the first Canadian to play for a club in La Liga (Spain's first division). In his penultimate season in Spain (2007-2008), de Guzman was named Deportivo's player of the year. Also that



JULIAN DE GUZMAN #6

season, de Guzman helped guide the team to safety avoiding relegation and they gained a valuable spot in the UEFA Cup. Prior to joining La Liga de Guzman signed for Hannover 96 of the German First Bundesliga in 2002 where he became only the third Canadian to play in that league. A native of Scarborough, Ontario de Guzman was discovered by French club Olympique Marseille while playing for North Scarborough youth soccer club in Toronto. He joined the Reserve side and went on to become a first team regular with FC Saarbrücken in the German Second Bundesliga in the 2001-02 season.

Internationally: De Guzman has 43 caps with the Canadian National team after making his debut January 26, 2002 against Martinique (1-1) at the age of 20. He has played at the U-20 level competing in the FIFA U-20 World Cup in Argentina, and has been a member of three CONCACAF Gold Cup squads (2002, 2007 and 2009). Most recently he was named tournament MVP in the 2007 edition of the Gold Cup. De Guzman has also represented his country in World Cup and Olympic Qualification tournaments. The midfielder has four goals for his country.

YEAR	TEAM	GP	GS	MIN	G	A	SHT	SOG	FC	FS	OFF	CK	C	E
2009	Toronto FC	5	5	450	0	0	3	0	5	10	0	0	1	0
2010	Toronto FC	25	21	2014	0	2	16	5	37	40	2	0	8	1
2011	Toronto FC	19	16	1325	2	3	16	5	37	29	0	1	6	0
Totals		49	42	3789	2	5	35	10	79	79	2	1	15	1

OPPONENT	GP	GS	MIN	G	A	SHT	SOG	FC	FS	OFF	CK	C	E
Chicago	5	5	421	0	1	4	0	9	5	0	0	3	0
Chivas USA	4	3	270	0	0	0	0	3	6	0	0	1	0
Columbus	4	4	360	1	2	3	1	6	5	0	0	0	0
Colorado	2	2	180	0	0	1	0	4	5	0	0	1	0
FC Dallas	2	2	180	0	1	2	1	1	2	0	0	0	0
D.C. United	4	3	305	1	0	4	1	7	7	0	0	3	0
Houston	3	3	243	0	0	4	2	3	5	0	0	0	1
Sporting KC	2	2	180	0	0	5	2	7	3	1	0	0	0
Los Angeles	3	2	186	0	0	1	0	4	8	0	0	1	0
New England	2	1	85	0	1	0	0	2	4	0	0	1	0
New York	2	2	180	0	0	1	0	6	3	0	0	1	0
Philadelphia	3	3	225	0	0	2	2	3	7	1	0	0	0
Portland	1	1	62	0	0	3	1	1	0	0	0	0	0
Real Salt Lake	4	3	315	0	0	3	0	6	8	0	0	1	0
Seattle	3	3	237	0	0	2	0	7	6	0	0	1	0
San Jose	5	3	360	0	0	0	0	10	5	0	1	2	0

MONTH	GP	GS	MIN	G	A	SHT	SOG	FC	FS	OFF	CK	C	E
March	1	1	90	0	0	1	0	2	1	0	0	0	0
April	10	7	692	0	1	5	2	20	21	0	1	5	0
May	7	5	495	0	1	4	2	12	9	0	0	4	0
June	2	1	121	0	0	3	2	3	4	1	0	0	0
July	5	5	395	0	1	8	2	7	6	1	0	0	1
August	7	6	546	1	0	7	1	13	9	0	0	1	0
September	9	9	765	1	1	4	1	10	16	0	0	4	0
October	8	8	685	0	1	3	0	12	13	0	0	1	0

REGULAR-SEASON GAME HIGHS:

Goals 1 (2 times, last: Sept. 10, 2011, TOR at CLB)
 Assists 1 (5 times, last: Oct. 22, 2011, TOR vs. NE)
 Shots on Goal 2 (2 times, last: June 5, 2010, TOR vs. KC)
 Shots 3 (3 times, last: Aug. 21, 2011, TOR at CHI)
 Fouls Committed 4 (4 times, last: Sept. 17, 2011, TOR vs. COL)
 Fouls Suffered 4 (3 times, last: Oct. 9, 2010, TOR at CHV)





TERRY DUNFIELD #23



TERRY DUNFIELD #23



TORONTO
F.C.

POSITION: MIDFIELDER
HEIGHT: 5'10
WEIGHT: 165 lbs
BIRTHDATE: FEBRUARY 20, 1982
HOMETOWN: VANCOUVER, BRITISH COLUMBIA
NATIONALITY: CANADIAN
COLLEGE/ UNIVERSITY: -
LAST CLUB: VANCOUVER WHITECAPS FC
HOW ACQUIRED: ACQUIRED IN TRADE WITH VANCOUVER ON THURSDAY, JULY 14, 2011
PRONUNCIATION: "DUN-FIELD"

Dunfield was acquired in a trade with Vancouver on July 14, 2011. He joined Vancouver in 2010 while the team played in the USSF Division 2 Pro League and stayed with the team as they moved into Major League Soccer for the 2011 season. Prior to joining Vancouver, Dunfield spent time with Manchester City in the club's youth program before moves to Bury, Macclesfield Town, and Shrewsbury Town all in England. Dunfield has earned nine international caps for Canada and scored his first international goal against Ecuador at BMO Field on June 1, 2011 in an international friendly.

2011 Appeared in six matches, starting in two while logging 263 minutes for Toronto FC. Appeared in 12 matches, starting in 11, scoring one goal and added three assists, while logging 928 minutes for Vancouver. He scored his MLS goal against Toronto on March 24. **Nutriline Canadian Championship:** Played and started in all four of Vancouver's matches, scoring one goal. **CONCACAF Champions League:** Appeared in four matches, starting in two for Toronto. **International:** Scored his first goal for Canada in a friendly against Ecuador in Toronto on June 1. He was part of Canada's CONCACAF Gold Cup squad and played in all three of the country's games. He most recent cap came on October 11 against Puerto Rico in a 2014 World Cup qualifying match.

2010 Following his departure from Shrewsbury Town, Dunfield made 12 appearances, scoring two goals for Vancouver in USSF Division 2 Pro League.

2009 Moved to Shrewsbury Town and made 46 appearances, scoring two goals.

2007 After missing the entire 2005 and 2006 seasons, Dunfield made a comeback following knee surgery and signed for Macclesfield Town and made 61 appearances and scored two goals in two seasons.

2002 Was loaned to Bury for the 2002 season. Following the end of the loan period, Dunfield signed for Bury. Made 74 appearances during his time with Bury, scoring five goals.

YEAR	TEAM	GP	GS	MIN	G	A	SHT	SOG	FC	FS	OFF	CK	C	E
2011	Vancouver	12	11	928	1	3	10	2	11	9	0	10	4	0
	Toronto FC	6	2	263	0	0	1	0	2	1	0	4	0	0
	2011 totals	18	13	1191	1	3	11	2	13	10	0	14	4	0

OPPONENT	GP	GS	MIN	G	A	SHT	SOG	FC	FS	OFF	CK	C	E
Chicago	1	1	90	0	0	0	0	2	1	0	0	1	0
Chivas USA	1	0	45	0	0	0	0	0	0	0	0	0	0
Columbus	2	1	100	0	1	2	1	0	0	0	0	0	0
Colorado	1	0	10	0	0	0	0	0	0	0	0	0	0
FC Dallas	1	1	90	0	0	1	0	3	2	0	2	0	0
D.C. United	1	1	55	0	0	0	0	0	0	0	0	0	0
Sporting KC	2	2	167	0	1	2	0	2	3	0	2	0	0
New England	2	1	73	0	0	1	0	0	1	0	1	0	0
New York	2	2	180	0	0	2	0	2	0	0	3	0	0
Philadelphia	2	2	173	0	0	2	0	3	3	0	1	1	0
Portland	1	0	28	0	0	0	0	0	0	0	0	0	0
San Jose	1	1	90	0	1	0	0	1	0	0	0	1	0
Toronto FC	1	1	90	1	0	1	1	0	0	0	5	1	0

MONTH	GP	GS	MIN	G	A	SHT	SOG	FC	FS	OFF	CK	C	E
March	2	2	180	1	0	3	1	2	1	0	6	1	0
April	4	4	292	0	2	3	0	4	4	0	4	0	0
May	3	3	270	0	1	2	0	3	1	0	0	2	0
June	2	2	160	0	0	1	0	2	3	0	0	1	0
July	2	0	54	0	0	1	1	0	0	0	0	0	0
August	1	1	55	0	0	0	0	0	0	0	0	0	0
September	2	0	55	0	0	0	0	0	0	0	0	0	0
October	2	1	125	0	0	1	0	2	1	0	4	0	0

REGULAR-SEASON GAME HIGHS:

Goals	1 (Mar. 19, 2011, VAN vs. TOR)
Assists	1 (3 times, last: May 11, 2011, VAN vs. SJ)
Shots on Goal	1 (2 times, last: July 6, 2011, VAN vs. CLB)
Shots	2 (2 times, last: May 28, 2011, VAN vs. NY)
Fouls Committed	3 (Apr. 23, 2011, VAN vs. DAL)
Fouls Suffered	2 (3 times, last: June 18, 2011, VAN vs. PHI)



RICHARD ECKERSLEY #27



RICHARD ECKERSLEY #27

PLAY CULTURE PLAYER DEVELOPMENT RESULTS STYLE OF PLAY CULTURE PLAYER DEVELOPMENT RESULTS STYLE OF PLAY CULTURE PLAYER DEVELOPMENT RESULTS STYLE OF PLAY CULTURE PLAYER DEVELOPMENT RESULTS STYLE OF PLAY CULTURE PLAYER DEVELOPMENT RESULTS STYLE OF PLAY CULTURE



TORONTO
F.C.

POSITION:

DEFENDER

HEIGHT:

6'0

WEIGHT:

169 lbs

BIRTHDATE:

MARCH 12, 1989

HOMETOWN:

SALFORD, ENGLAND

NATIONALITY:

BRITISH

COLLEGE/
UNIVERSITY:

-

LAST CLUB:

BURNLEY (LOANED TO BURY)

HOW ACQUIRED:

LOANED OUT ON APRIL 15, 2011 /
SIGNED WITH TORONTO FC
ON JANUARY 26, 2012

PRONUNCIATION:

"RICH-ARD ECK-ERS-LEE"

Eckersley signed with Toronto FC on a permanent basis on January 26, 2012. He spent the 2011 season on loan from English side, Burnley. Eckersley began his youth career at Manchester United and made two appearances with the senior side. He was also part of Manchester United's League Cup Final victory over Tottenham in March 2009. Eckersley signed a four-year contract with Burnley in July 2009 and went on separate loan deals at Plymouth Argyle, Bradford City, Bury and finally with Toronto FC.

2011 Appeared in 23 matches, starting in 22, logging 1,953 minutes. Made appearances on loan with Bury and Bradford City prior to loan at Toronto FC. **Nutriline Canadian Championship:** Appeared and started in all four matches. **CONCACAF Champions League:** Appeared and started in six matches. Received a red card in the 90th minute against FC Dallas on August 25.

2010 Loaned to Plymouth Argyle.

2009 Sold to Burnley.

2007-2009 Made two appearances with Manchester United.

YEAR	TEAM	GP	GS	MIN	G	A	SHT	SOG	FC	FS	OFF	CK	C	E
2011	Toronto FC	23	22	1953	0	0	6	3	40	42	0	1	6	0

OPPONENT	GP	GS	MIN	G	A	SHT	SOG	FC	FS	OFF	CK	C	E
Chicago	2	2	180	0	0	1	1	2	2	0	0	0	0
Chivas USA	1	1	90	0	0	1	0	4	4	0	0	1	0
Columbus	2	1	116	0	0	0	0	3	6	0	0	0	0
Colorado	2	2	180	0	0	1	1	3	7	0	0	0	0
FC Dallas	1	1	90	0	0	0	0	2	2	0	0	1	0
D.C. United	1	1	51	0	0	1	1	0	0	0	0	0	0
Houston	2	2	180	0	0	0	0	6	2	0	0	2	0
Sporting KC	2	2	166	0	0	1	0	5	1	0	0	1	0
Los Angeles	1	1	90	0	0	0	0	2	2	0	1	0	0
New England	1	1	90	0	0	0	0	0	3	0	0	0	0
New York	1	1	90	0	0	0	0	1	0	0	0	0	0
Philadelphia	1	1	90	0	0	1	0	1	2	0	0	0	0
Portland	1	1	90	0	0	0	0	1	3	0	0	0	0
Real Salt Lake	2	2	180	0	0	0	0	4	5	0	0	1	0
Seattle	1	1	90	0	0	0	0	2	1	0	0	0	0
San Jose	1	1	90	0	0	0	0	3	1	0	0	0	0
Vancouver	1	1	90	0	0	0	0	1	1	0	0	0	0

MONTH	GP	GS	MIN	G	A	SHT	SOG	FC	FS	OFF	CK	C	E
April	1	0	26	0	0	0	0	1	4	0	0	0	0
May	5	5	450	0	0	3	2	10	6	0	0	2	0
June	6	6	526	0	0	0	0	10	12	0	1	2	0
July	4	4	360	0	0	1	0	5	4	0	0	1	0
August	4	4	321	0	0	1	1	6	3	0	0	0	0
September	3	3	270	0	0	1	0	8	13	0	0	1	0

REGULAR-SEASON GAME HIGHS:

Goals	0
Assists	0
Shots on Goal	1 (3 times, last: Aug. 6, 2011, TOR at DC)
Shots	1 (6 times, last: Sept. 24, 2011, TOR at CHV)
Fouls Committed	5 (May 7, 2011, TOR vs. HOU)
Fouls Suffered	7 (Sept. 17, 2011, TOR vs. COL)



STEFAN FREI #24



TORONTO FC

POSITION: GOALKEEPER
HEIGHT: 6'3
WEIGHT: 195 lbs
BIRTHDATE: APRIL 20, 1986
HOMETOWN: ALTSTAETTEN, SWITZERLAND
NATIONALITY: SWISS
COLLEGE/ UNIVERSITY: UNIVERSITY OF CALIFORNIA
LAST CLUB: -
HOW ACQUIRED: SELECTED 13TH OVERALL IN THE FIRST ROUND OF THE 2009 MLS SUPERDRAFT
PRONUNCIATION: "STEF-IN FRY"

Frei enters his fourth season in Major League Soccer, all with Toronto FC. Frei is the all-time leader in appearances in all competitions for Toronto FC. The past offseason Frei spent a week at Liverpool F.C. for a training stint. Frei was named vice captain during the 2012 season and wore the captain's armband for the first time on April 13, 2011 against LA Galaxy. Frei signed a Generation adidas contract out of university, that contract expired at the conclusion of the 2010 season.

2011 Appeared and started in 27 matches, logging 2,406 minutes and six clean sheets. Surpassed Jimmy Brennan for all-time club appearances with 95. **Nutriline Canadian Championship:** Appeared and started in all four matches, with two clean sheets.

2010 Started all 28 games played, logging 2,520 minutes and making 108 saves. Finished the season with eight shutouts and a record of 8-13-7. Frei also posted a 1.32 goals against average and a 70% save percentage. Won the MLS Save of the Week award in Week 15. Named Toronto FC's Humanitarian of the Year. Went with the MLS Generation adidas winter tour to Spain at the conclusion of the MLS season.

2009 Started 26 of all 26 games played and logged 2,295 minutes, and making 98 saves...recorded his first professional win on 03/21/09 at Kansas City in a 3-2 victory over the Wizards... recorded first professional shutout a few weeks later at home in a 1-0 win over Chivas USA...finished the season with 5 shutouts...was the recipient of the MLS Save of the Week for 3 straight weeks (08/26, 09/05, and 09/17)...finished with a record of 9-9-7...was named Player of the Month for both March and April...awarded Toronto FC's "Defender of the Year" at the end of season...played the first half (45 min) against Real Madrid on 08/07/09. **Nutriline Canadian Championship:** Started all but one game of the Nutrilite Championship (Greg Sutton got the start on 06/02/09)...played both games against Puerto Rico Islanders in the CONCACAF Champions League.

2008 College: In 21 games played made 82 saves for a GAA of 0.77...was on the MAC Hermann Trophy Watch list... College Soccer News Third Team All-American...Top Drawer Soccer First Team of the Year, First Team All-Pac-10... NSCAA First Team Far West All-Region.



STEFAN FREI #24

2007 Played in 20 games, all as starter making 91 saves with a GAA of 0.77...NSCAA First Team All-American...First Team All-Pac 10, NSCAA First Team Far West Region.

2006 Played in 6 games, 5 as a starter making 18 saves...GAA of 0.59...led Pac 10 in shutouts, saves, save percentage, and saves per game. **International:** Member of Swiss U-15 National Team. **Other:** Attended De La Salle High School and was named 2005 Athlete of the Year.

YEAR	TEAM	GP	GS	MIN	SOG	SV	SHO	GA	GAA	PK	PKA	W	L	T
2009	Toronto FC	26	26	2295	141	98	5	38	1.49	3	4	9	9	7
2010	Toronto FC	28	28	2520	153	108	8	37	1.32	6	6	8	13	7
2011	Toronto FC	27	27	2406	155	106	6	49	1.83	4	4	3	12	11
Totals		81	81	7221	449	312	19	124	1.55	13	14	20	34	25

OPPONENT	GP	GS	MIN	SOG	SV	SHO	GA	GAA	PK	PKA	W	L	T
Columbus	6	6	471	34	25	0	8	1.53	1	1	0	2	2
D.C. United	5	5	450	27	16	1	10	2.00	2	2	1	2	2
Portland	2	2	180	15	13	1	2	1.00	1	1	1	0	1
Philadelphia	3	3	270	19	7	0	9	3.00	1	1	1	2	0
Colorado	5	5	450	27	20	2	6	1.20	2	3	2	2	1
Chicago	5	5	450	28	20	1	7	1.40	0	0	1	1	3
Chivas USA	6	6	540	34	24	1	10	1.67	1	1	2	3	1
New York	5	5	450	26	16	1	11	2.20	1	1	2	3	0
New England	5	5	450	30	23	2	6	1.20	0	0	2	1	2
Vancouver	2	2	180	9	5	1	4	2.00	0	0	1	1	0
Houston	6	6	540	33	23	0	9	1.50	0	0	2	2	2
Real Salt Lake	4	4	360	29	20	1	8	2.00	0	0	0	3	1
FC Dallas	6	6	540	28	19	0	8	1.33	2	2	0	4	2
Seattle	5	5	450	27	20	2	7	1.40	1	1	1	3	1
San Jose	4	4	360	28	21	0	6	1.50	1	1	2	1	1
Sporting KC	6	6	540	29	20	3	7	1.17	0	0	2	2	2
Los Angeles	6	6	540	26	20	3	6	1.00	0	0	0	2	4

MONTH	GP	GS	MIN	SOG	SV	SHO	GA	GAA	PK	PKA	W	L	T
April	1	0	26	0	0	0	0	1	4	0	0	0	0
May	5	5	450	0	0	3	2	10	6	0	0	2	0
June	6	6	526	0	0	0	0	10	12	0	1	2	0
July	4	4	360	0	0	1	0	5	4	0	0	1	0
August	4	4	321	0	0	1	1	6	3	0	0	0	0
September	3	3	270	0	0	1	0	8	13	0	0	1	0

REGULAR-SEASON GAME HIGHS:

Goals Allowed 6 (May 28, 2011, TOR vs. PHI)
 Saves 9 (July 30, 2011, TOR at POR)



TORSTEN FRINGS #22



TORSTEN FRINGS #22



TORONTO
F.C.

POSITION:

MIDFIELDER

HEIGHT:

5'11

WEIGHT:

176 lbs

BIRTHDATE:

NOVEMBER 22, 1976

HOMETOWN:

WÜRSELEN, GERMANY

NATIONALITY:

GERMAN

COLLEGE/
UNIVERSITY:

-

LAST CLUB:

WERDER BREMEN

HOW ACQUIRED:

SIGNED ON JUNE 29, 2011

PRONUNCIATION:

"TOR-STIN FRINGS"

Frings signed as a Designated Player with Toronto FC on June 29, 2011. Frings was officially named the fourth captain in club history on August 2, 2011. The native of Würselen, Germany, has earned 79 caps for Germany in his career and has played in two World Cups including Germany's run to the 2002 Finals. Frings also was part of Germany's second place finish at Euro 2008. His club career spans 14 seasons in the German Bundesliga, starting and finishing at Werder Bremen along with Borussia Dortmund and Bayern Munich. His club career achievements include the Bundesliga title and DFB-Pokal (domestic cup) and the DFB-Ligapokal with Bayern Munich during the 2004-2005 season. At Werder Bremen, Frings was part of the 2007-2008 side that finished second in the Bundesliga and runners up in the 2009 UEFA Cup, and two DFB-Pokal's and one DFB-Ligapokal. Frings also played in numerous UEFA Champions League matches throughout his club career in Germany.

2011 Appeared and started in 13 matches, recording one assist and logging 1,124 minutes. Frings was named the fourth captain in club history ahead of Toronto's match on August 2 at Real Esteli FC. **CONCACAF Champions League:** Appeared and started in six matches.

2005-2011 Moved back to Werder Bremen, appeared in 164 matches, scoring 21 goals in all competitions. **International:** Was part of Germany's 2006 World Cup squad, and EURO 2008 squad. Most recent appearance for Germany came on February 11, 2009 against Norway.

2004-2005 Signed with Bayern Munich, appeared in 29 matches, scoring three goals. Won the Bundesliga title, DFB-Pokal, and DFB-Ligapokal with Bayern.

2002-2004 Signed with Borussia Dortmund, appeared in 47 matches and scored ten goals. **International:** Was part of Germany's EURO 2004 squad.

1997-2002 Began his professional career with Werder Bremen. Appeared in 162 matches, scoring 15 goals in all competitions. **International:** Was part of Germany's 2002 World Cup squad.

YEAR	TEAM	GP	GS	MIN	G	A	SHT	SOG	FC	FS	OFF	CK	C	E
2011	Toronto FC	13	13	1124	0	1	9	4	8	11	1	18	0	0

OPPONENT	GP	GS	MIN	G	A	SHT	SOG	FC	FS	OFF	CK	C	E
Chicago	1	1	90	0	0	0	0	1	0	0	2	0	0
Chivas USA	1	1	90	0	0	0	0	1	1	0	0	0	0
Columbus	1	1	90	0	1	2	0	0	0	0	0	0	0
Colorado	1	1	90	0	0	0	0	0	0	0	1	0	0
FC Dallas	1	1	90	0	0	2	1	1	0	0	5	0	0
D.C. United	1	1	90	0	0	0	0	0	0	0	3	0	0
Sporting KC	1	1	80	0	0	2	0	0	2	0	2	0	0
New England	1	1	90	0	0	0	0	2	1	0	1	0	0
New York	1	1	90	0	0	1	1	1	1	0	0	0	0
Philadelphia	1	1	54	0	0	0	0	0	0	0	0	0	0
Portland	1	1	90	0	0	0	0	0	2	0	1	0	0
Real Salt Lake	1	1	90	0	0	0	0	0	2	0	1	0	0
San Jose	1	1	90	0	0	2	2	2	2	1	2	0	0

MONTH	GP	GS	MIN	G	A	SHT	SOG	FC	FS	OFF	CK	C	E
July	3	3	260	0	0	4	1	1	4	0	8	0	0
August	4	4	360	0	0	2	2	3	4	1	8	0	0
September	3	3	270	0	1	2	0	1	1	0	1	0	0
October	3	3	234	0	0	1	1	3	2	0	1	0	0

REGULAR-SEASON GAME HIGHS:

Goals	0
Assists	1 (Sept. 10, 2011, TOR at CLB)
Shots on Goal	2 (Aug. 27, 2011, TOR vs. SJ)
Shots	2 (4 times, last: Sept. 10, 2011, TOR at CLB)
Fouls Committed	2 (2 times, last: Oct. 22, 2011, TOR vs. NE)
Fouls Suffered	2 (4 times, last: Aug. 27, 2011, TOR vs. SJ)



JEREMY HALL #25



TORONTO
FC

POSITION: DEFENDER
HEIGHT: 5'11
WEIGHT: 165 LBS
BIRTHDATE: SEPTEMBER 11, 1988
HOMETOWN: TAMPA, FL
NATIONALITY: AMERICAN
COLLEGE/UNIVERSITY: UNIVERSITY OF MARYLAND
LAST CLUB: FC DALLAS
HOW ACQUIRED: TRADE WITH FC DALLAS ON NOVEMBER 29, 2011
PRONUNCIATION: "JER-A-MEE HALL"

Hall was acquired in a trade from FC Dallas on November 29, 2011. He was drafted 11th overall in the 2009 MLS SuperDraft by New York Red Bulls. He was traded to Portland Timbers following the 2010 season, and then sent to FC Dallas during the 2011 season. Hall played his college soccer with the University of Maryland. With the Terrapins, Hall made 66 appearances and scored 26 goals while adding 14 assists. He has also spent time with the U.S. Soccer Residency program at the U-17 level.

2011 Appeared in four matches, starting in two, logging 291 minutes for FC Dallas. With Portland, he appeared and started in 17 matches, logging 1,424 minutes and three assists.
CONCACAF Champions League: Appeared and started in four matches for FC Dallas during the group stage.

2010 Appeared in 13 matches, starting in nine and recording one assist while logging 895 minutes.

2009 Appeared in 24 matches, starting in 22, recording one assist while logging 2,001 minutes.





TY HARDEN #20



TORONTO
F.C.

POSITION:

DEFENDER

HEIGHT:

6'1

WEIGHT:

190 lbs

BIRTHDATE:

MARCH 6, 1984

HOMETOWN:

NORMAN, OK

NATIONALITY:

AMERICAN

COLLEGE/
UNIVERSITY:

UNIVERSITY OF WASHINGTON

LAST CLUB:

COLORADO RAPIDS

HOW ACQUIRED:

TRADE WITH COLORADO RAPIDS
ON FEBRUARY 10, 2010

PRONUNCIATION:

"HAR-DEN"

Harden enters his fifth season in Major League Soccer, and third season as a member of Toronto FC after being traded from Colorado in February 2010. Harden was originally drafted 23rd overall by LA Galaxy in 2007 and was named the team's defender of the year. In 2008, Harden left soccer to pursue philanthropic endeavors in Africa. He volunteered at the Hamomi Children's Centre in Nairobi and he set-up the school's first soccer team. Harden returned to the league a year later with Colorado Rapids.

2011 Appeared in 26 matches, starting in 24, logging 2,120 minutes. **Nutriline Canadian Championship:** Appeared in four matches, starting in three. **CONCACAF Champions League:** Appeared and started in six matches.

2010 Harden started in 10 of the 12 games he played in, logging 975 minutes. Nutrilite Canadian Championship: Scored his first goal for Toronto in a 2-0 win vs. Montreal on April 28.

2009 Appeared in 7 games with 1 start, playing 87 minutes...Played 39 minutes at D.C. United (7/18)...Played all 90 minutes in friendly vs. Club America (7/15) after being called back from Rochester...Played all 90 minutes at Seattle (5/26) in the second U.S. Open Cup play-in match...Made first start of the season at Columbus (4/11) and played in only 18 minutes before injuring his right hamstring...Played in all 120 minutes at LA (4/7) in U.S. Open Cup play-in match...Made his Rapids debut vs. KC (3/28).



TY HARDEN #20

YEAR	TEAM	GP	GS	MIN	G	A	SHT	SOG	FC	FS	OFF	CK	C	E
2007	Los Angeles	24	24	2086	0	0	1	1	27	9	0	0	4	0
2009	Colorado	7	1	87	0	0	0	0	1	1	0	0	0	0
2010	Toronto FC	12	10	975	0	0	4	1	10	5	1	0	0	0
2011	Toronto FC	26	24	2120	0	0	6	1	24	7	0	0	3	1
Totals		69	59	5268	0	0	11	3	62	22	1	0	7	1

OPPONENT	GP	GS	MIN	G	A	SHT	SOG	FC	FS	OFF	CK	C	E
Chicago	2	2	180	0	0	1	0	4	0	0	0	0	0
Chivas USA	7	5	493	0	0	0	0	6	1	0	0	1	0
Columbus	6	6	468	0	0	0	0	9	2	0	0	1	0
Colorado	5	4	364	0	0	0	0	4	4	0	0	0	0
FC Dallas	6	5	451	0	0	2	2	6	4	0	0	1	0
D.C. United	5	4	358	0	0	0	0	1	2	0	0	0	1
Houston	5	5	386	0	0	0	0	7	1	0	0	0	0
Sporting KC	5	3	316	0	0	1	1	3	2	0	0	1	0
Los Angeles	3	2	182	0	0	1	0	0	0	0	0	0	0
New England	4	4	360	0	0	0	0	4	1	0	0	0	0
New York	3	3	270	0	0	0	0	3	0	0	0	1	0
Philadelphia	2	2	163	0	0	0	0	0	0	0	0	0	0
Portland	2	2	159	0	0	0	0	3	0	0	0	1	0
Real Salt Lake	5	4	385	0	0	2	0	4	2	0	0	0	0
Seattle	3	2	193	0	0	0	0	1	1	0	0	1	0
San Jose	3	3	270	0	0	4	0	6	0	1	0	0	0
Toronto FC	1	1	90	0	0	0	0	0	0	0	0	0	0
Vancouver	2	2	180	0	0	0	0	1	2	0	0	0	0

MONTH	GP	GS	MIN	G	A	SHT	SOG	FC	FS	OFF	CK	C	E
March	4	3	271	0	0	0	0	4	3	0	0	0	0
April	10	9	699	0	0	2	0	8	1	0	0	0	1
May	6	4	370	0	0	0	0	2	2	0	0	1	0
June	11	10	945	0	0	0	0	8	5	0	0	2	0
July	8	6	559	0	0	2	2	8	3	0	0	1	0
August	8	6	578	0	0	4	0	5	0	0	0	1	0
September	14	14	1250	0	0	3	1	25	6	1	0	2	0
October	8	7	596	0	0	0	0	2	2	0	0	0	0

REGULAR-SEASON GAME HIGHS:

Goals	0
Assists	0
Shots on Goal	1 (3 times, last: July 20, 2011, TOR vs. DAL)
Shots	2 (Aug. 27, 2011, TOR vs. SJ)
Fouls Committed	3 (4 times, last: Apr. 9, 2011, TOR at SJ)
Fouls Suffered	2 (6 times, last: Sept. 17, 2011, TOR vs. COL)



DONEIL HENRY #4



TORONTO
FC

POSITION: DEFENDER
HEIGHT: 6'0
WEIGHT: 180 LBS
BIRTHDATE: APRIL 20, 1993
HOMETOWN: BRAMPTON, ON
NATIONALITY: CANADIAN
COLLEGE/UNIVERSITY: -
LAST CLUB: TORONTO FC ACADEMY
HOW ACQUIRED: SIGNED WITH FIRST TEAM ON AUGUST 26, 2010
PRONUNCIATION: "DON-EEL HEN-REE"

Henry became the first player from Toronto FC Academy to graduate to the First Team when he signed a professional contract on August 26, 2010. He made three non-league appearances prior to signing officially. He began his youth career with Brampton Bullets and then moved to North Mississauga. Prior to signing with the First Team, Henry served as captain of Toronto FC's Junior Academy team.

2011 Appeared in ten matches, starting in six, logging 503 minutes. **Nutriline Canadian Championship:** Made one appearance as a substitute in the second leg of the final against Vancouver Whitecaps. **CONCACAF Champions League:** Played in six matches, starting in four.

2010 Made his MLS debut as a substitute in a 3-2 win over D.C. United at RFK Stadium on October 23. **Nutriline Canadian Championship:** Started and played a full 90 minutes on June 2 in the team's 0-0 draw at home against the Vancouver Whitecaps in the final game of the tournament. **CONCACAF Champions League:** Started the second leg of the CONCACAF Champions League Preliminary Round match against Motagua in Honduras on August 3. Other: Started and played 77 minutes in Toronto's Carlsberg Cup international friendly against Bolton Wanderers on July 21 at BMO Field and earned Man of the Match honours in the game.

YEAR	TEAM	GP	GS	MIN	G	A	SHT	SOG	FC	FS	OFF	CK	C	E
2010	Toronto FC	1	0	1	0	0	0	0	0	0	0	0	0	0
2011	Toronto FC	10	6	503	0	0	2	1	8	1	1	1	1	0
	Totals	11	6	504	0	0	2	1	8	1	1	1	1	0

OPPONENT	GP	GS	MIN	G	A	SHT	SOG	FC	FS	OFF	CK	C	E
D.C. United	2	1	46	0	0	0	0	2	0	0	0	0	0
Sporting KC	2	0	11	0	0	1	1	1	0	0	0	0	0
Los Angeles	1	1	90	0	0	0	0	1	1	0	1	1	0
New England	1	1	90	0	0	1	0	1	0	1	0	0	0
New York	1	0	5	0	0	0	0	0	0	0	0	0	0
Philadelphia	1	1	69	0	0	0	0	0	0	0	0	0	0
Real Salt Lake	2	1	103	0	0	0	0	2	0	0	0	0	0
Seattle	1	1	90	0	0	0	0	1	0	0	0	0	0

MONTH	GP	GS	MIN	G	A	SHT	SOG	FC	FS	OFF	CK	C	E
June	5	4	361	0	0	2	1	5	1	1	1	1	0
July	1	0	10	0	0	0	0	1	0	0	0	0	0
August	2	1	58	0	0	0	0	2	0	0	0	0	0
October	3	1	75	0	0	0	0	0	0	0	0	0	0

REGULAR-SEASON GAME HIGHS:

Goals 0
Assists 0
Shots on Goal 1 (June 4, 2011, TOR vs. KC)
Shots 1 (2 times, last: June 15, 2011, TOR at NE)
Fouls Committed 2 (2 times, last: Aug. 6, 2011, TOR at DC)
Fouls Suffered 1 (June 11, 2011, TOR at LA)





RYAN JOHNSON #9

PLAY CULTURE PLAYER DEVELOPMENT RESULTS STYLE OF PLAY CULTURE PLAY OF PLAY CULTURE PLAYER DEVELOPMENT RESULTS STYLE OF PLAY CULTURE PLAY OF PLAY CULTURE PLAYER DEVELOPMENT RESULTS STYLE OF PLAY CULTURE PLAY OF PLAY CULTURE



POSITION: FORWARD

HEIGHT: 6'1

WEIGHT: 180 lbs

BIRTHDATE: NOVEMBER 26, 1984

HOMETOWN: KINGSTON, JAMAICA

NATIONALITY: JAMAICAN

COLLEGE/UNIVERSITY: OREGON STATE UNIVERSITY

LAST CLUB: SAN JOSE EARTHQUAKES

HOW ACQUIRED: ACQUIRED IN TRADE WITH SAN JOSE ON THURSDAY JULY 14, 2011

PRONUNCIATION: "JOHN-SON"

Johnson was acquired in a trade with San Jose on July 14, 2011. In 99 games for the Earthquakes, Johnson scored 17 goals and added 13 assists. He was named the team's MVP and leading goal scorer for the 2009 season. Johnson went to Oregon State University and was drafted 26th overall in the 2006 MLS SuperDraft by Real Salt Lake. Johnson was traded to Chicago Fire later that season and eventually left the MLS for Osters IF of Sweden. Johnson returned to the MLS in 2008 with San Jose. He has earned 14 international caps for Jamaica and has scored six goals.

2011 Appeared and started in 12 matches, scoring three goals, adding two assists and logged 993 minutes for Toronto FC. His first goal for Toronto came on July 23 at Sporting Kansas City. Appeared in 14 matches, starting in 12, adding two assists and logged 1,087 minutes for San Jose.

CONCACAF Champions League: Appeared and started in eight matches. Scored three goals (a brace at Real Esteli FC, and one at Tauro FC). **International:** Was a member of Jamaica's CONCACAF Gold Cup team. Scored on September 2 at Ecuador in a friendly.

2010 Appeared in 27 matches, starting in 19, scoring one goal and adding eight assists. Logged 1,706 minutes for San Jose.

2009 Appeared in 30 matches, starting in 27, scoring 11 goals and added two assists. Logged 2,241 minutes and was named Team M.V.P. for San Jose.

2008 Appeared in 28 matches, starting in 13, scoring five goals and added one assist. Logged 1,535 minutes for San Jose.

2007 Signed with Osters IF (Sweden) and left in July.

2006 Appeared in ten matches, starting in one, logging 198 minutes between Real Salt Lake and Chicago Fire.

International: Earned first international cap on April 12 in a friendly against the United States.



RYAN JOHNSON #9

YEAR	TEAM	GP	GS	MIN	G	A	SHT	SOG	FC	FS	OFF	CK	C	E
2006	Real Salt Lake	7	1	154	0	0	1	1	3	5	0	0	0	0
	Chicago	3	0	46	0	0	3	2	1	0	0	0	0	0
	2006 totals	10	1	200	0	0	4	3	4	5	0	0	0	0
2008	San Jose	28	13	1535	5	1	29	19	31	24	12	0	2	0
2009	San Jose	30	27	2241	11	2	59	35	43	28	28	1	3	0
2010	San Jose	27	19	1706	1	8	37	18	23	24	19	0	2	0
2011	San Jose	14	12	1087	0	2	20	5	17	12	9	1	3	0
	Toronto FC	12	12	993	3	2	26	10	12	12	6	0	0	0
	2011 totals	26	24	2080	3	4	46	15	29	24	15	1	3	0
Totals		121	84	7762	20	15	175	90	130	105	74	2	10	0

YEAR	POSTSEASON	GP	GS	MIN	G	A	SHT	SOG	FC	FS	OFF	CK	C	E
2010	San Jose	3	3	270	0	1	5	2	3	6	5	0	0	0

OPPONENT	GP	GS	MIN	G	A	SHT	SOG	FC	FS	OFF	CK	C	E
Chicago	7	6	511	1	0	13	5	10	7	0	0	0	0
Chivas USA	10	6	616	1	1	12	4	12	9	7	0	0	0
Columbus	9	7	608	4	1	12	9	10	4	4	0	2	0
Colorado	9	6	540	2	1	10	5	8	5	5	0	0	0
FC Dallas	8	4	432	1	0	8	3	7	3	4	0	0	0
D.C. United	6	5	416	2	0	7	4	5	4	7	1	0	0
Houston	7	4	440	2	0	14	8	6	11	7	0	1	0
Sporting KC	8	4	424	1	3	14	8	10	6	2	0	0	0
Los Angeles	10	6	517	1	0	10	7	15	13	9	0	2	0
New England	9	5	435	1	1	10	5	12	8	6	0	1	0
New York	10	7	638	3	3	15	11	6	9	6	0	1	0
Philadelphia	4	2	221	1	0	6	2	7	4	3	1	1	0
Portland	1	1	90	0	0	3	0	1	0	0	0	0	0
Real Salt Lake	8	7	637	0	0	13	7	7	6	5	0	1	0
Seattle	6	5	438	0	1	10	5	5	8	4	0	1	0
San Jose	1	1	90	0	0	1	0	1	0	0	0	0	0
Toronto FC	7	7	619	0	3	13	6	6	8	5	0	0	0
Vancouver	1	1	90	0	1	4	1	2	0	0	0	0	0

MONTH	GP	GS	MIN	G	A	SHT	SOG	FC	FS	OFF	CK	C	E
March	5	5	392	1	0	12	3	8	5	5	0	0	0
April	19	11	1026	1	1	24	11	16	21	13	0	0	0
May	19	14	1273	5	5	35	25	24	13	11	0	5	0
June	13	11	960	2	1	16	11	21	11	10	0	2	0
July	19	15	1335	3	2	28	14	22	17	6	1	2	0
August	16	6	693	1	1	17	8	9	7	6	0	0	0
September	14	8	810	3	2	20	9	10	11	9	1	0	0
October	16	14	1273	4	3	23	9	20	20	14	0	1	0

REGULAR-SEASON GAME HIGHS:

Goals	1 (20 times, last: Oct. 15, 2011, TOR at PHI)
Assists	2 (2 times, last: Sept. 25, 2010, SJ at TOR)
Shots on Goal	4 (3 times, last: May 15, 2010, SJ at NE)
Shots	6 (May 22, 2008, SJ vs. HOU)
Fouls Committed	7 (June 14, 2008, SJ vs. LA)
Fouls Suffered	3 (9 times, last: Oct. 1, 2011, TOR vs. NY)



MILOS KOCIC #30



MILOS KOCIC #30

PLAY CULTURE PLAYER DEVELOPMENT RESULTS STYLE OF PLAY CULTURE PLAYER DEVELOPMENT RESULTS STYLE OF PLAY CULTURE PLAYER DEVELOPMENT RESULTS STYLE OF PLAY CULTURE PLAYER DEVELOPMENT RESULTS STYLE OF PLAY CULTURE PLAYER DEVELOPMENT RESULTS STYLE OF PLAY CULTURE



TORONTO
F.C.

POSITION: GOALKEEPER
HEIGHT: 6'4
WEIGHT: 200 lbs
BIRTHDATE: JUNE 4, 1985
HOMETOWN: LESKOVAČ, SERBIA
NATIONALITY: SERBIAN
COLLEGE/ UNIVERSITY: ST. JOHN'S UNIVERSITY (NEW YORK) & LOYOLA COLLEGE (MARYLAND)
LAST CLUB: D.C. UNITED
HOW ACQUIRED: SIGNED WITH TORONTO FC ON APRIL 6, 2010
PRONUNCIATION: "MEE-LOSH KO-SICH"

Kocic signed with Toronto FC on April 6, 2010 following one season with D.C. United. The Serbian goalkeeper was drafted in the 2nd round, 21st Overall in the 2009 MLS SuperDraft by D.C. United. Following the 2009 season, Kocic was released and landed with Toronto FC on trial and eventually signed. Kocic was loaned to Serbian White Eagles of the Canadian Soccer League for the 2010 season.

2011 Appeared in eight matches, starting in seven while logging 654 minutes and one clean sheet. He finished the season with: three wins, four draws, and one loss in league play and made 35 saves. Kocic won MLS Save of the Week honours for Week 22 following his 90th minute save off Real Salt Lake's Will Johnson to preserve the 1-0 victory for Toronto. **CONCACAF Champions League:** Appeared and started in all eight matches. Finished with a record of five wins, one draw, and two losses with two clean sheets.

2010 Made his league debut for Toronto FC on October 16 as a substitute following the sending off of Jon Conway. Started on October 23 against his former team D.C. United. **Nutriline Canadian Championship:** Made debut for Toronto FC on June 2 against the Vancouver Whitecaps in a goalless draw at BMO Field. **CONCACAF Champions League:** Played on August 24 against Arabe Unido in Panama.

2009 Played four games in his rookie season in MLS with D.C. United. Started three matches and registered a total of 308 minutes.

YEAR	TEAM	GP	GS	MIN	SOG	SV	SHO	GA	GAA	PK	PKA	W	L	T
2009	D.C. United	4	3	308	16	9	0	8	2.34	0	0	1	2	1
2010	Toronto FC	2	1	107	8	5	0	3	2.52	1	1	1	0	1
2011	Toronto FC	8	7	654	47	35	1	10	1.38	0	0	3	1	4
Totals		14	11	1069	71	49	1	21	1.77	1	1	5	3	6

OPPONENT	GP	GS	MIN	SOG	SV	SHO	GA	GAA	PK	PKA	W	L	T
Columbus	2	0	41	4	1	0	3	6.59	0	0	1	0	1
D.C. United	1	1	90	7	5	0	2	2.00	1	1	1	0	0
Philadelphia	1	1	90	6	5	0	1	1.00	0	0	0	0	1
Colorado	1	1	90	5	2	0	1	1.00	0	0	1	0	0
Chicago	1	1	90	13	11	0	2	2.00	0	0	0	1	0
Chivas USA	1	1	90	4	3	0	2	2.00	0	0	0	1	0
New York	1	1	90	6	5	0	1	1.00	0	0	0	0	1
New England	1	1	90	7	5	0	2	2.00	0	0	0	0	1
Real Salt Lake	1	1	90	4	4	1	0	0.00	0	0	1	0	0
FC Dallas	1	1	90	3	2	0	1	1.00	0	0	1	0	0
San Jose	2	1	128	5	2	0	3	2.11	0	0	0	1	1
Toronto FC	1	1	90	7	4	0	3	3.00	0	0	0	0	1

MONTH	GP	GS	MIN	SOG	SV	SHO	GA	GAA	PK	PKA	W	L	T
May	2	2	180	10	6	0	4	2.00	0	0	1	0	1
August	3	3	270	20	17	1	3	1.00	0	0	1	1	1
September	3	1	152	10	3	0	5	2.96	0	0	2	1	0
October	6	5	467	31	23	0	9	1.73	1	1	1	1	4

REGULAR-SEASON GAME HIGHS:
Goals Allowed 3 (May 9, 2009, DC vs. TOR)
Saves 11 (Aug. 21, 2011, TOR at CHI)





POSITION: FORWARD

HEIGHT: 6'3

WEIGHT: 175 lbs

BIRTHDATE: NOVEMBER 1, 1978

HOMETOWN: SCHIEDAM, NETHERLANDS

NATIONALITY: DUTCH

COLLEGE/UNIVERSITY: -

LAST CLUB: PSV EINDHOVEN

HOW ACQUIRED: SIGNED AS A DESIGNATED PLAYER ON JUNE 29, 2011

PRONUNCIATION: "KOO-VER-MANS"

Koevermans signed as a Designated Player with Toronto FC on June 29, 2011. Prior to joining Toronto, he spent 11 seasons in the Dutch Eredivisie and Eerste Divisie, most recently with PSV Eindhoven. The native of Schiedam, Netherlands, began his professional career in 2000 with Sparta Rotterdam scoring 71 goals in 110 appearances for the club. Following the 2005 campaign, he moved to AZ Alkmaar where he continued his scoring ways collecting 31 goals in 52 appearances. In 2007, he moved to PSV Eindhoven and remained with the club for four seasons. Koevermans has earned four caps for the Dutch National Team and scored the winning goal over Luxembourg during a 2008 Euro Cup qualifying match.

2011 Appeared in ten matches, starting in nine, scoring eight goals, adding one assist, while logging 756 minutes. He scored his first goal on July 23 at Sporting Kansas City. **CONCACAF Champions League:** Appeared in seven matches, starting in six. Scored two goals during the group stage (against Tauro, and at FC Dallas).

2007-2011 Appeared in 52 matches, scoring 31 goals for AZ Alkmaar. **International:** Earned four caps for Netherlands. Scored his first international goal on November 17, 2007 against Luxembourg during EURO 2008 Qualifying.

2000-2005 Began professional career with Sparta Rotterdam. Made 120 appearances, scoring 71 goals during his five seasons with the club.

YEAR	TEAM	GP	GS	MIN	G	A	SHT	SOG	FC	FS	OFF	CK	C	E
2011	Toronto FC	10	9	756	8	1	30	17	7	4	8	0	0	0

OPPONENT	GP	GS	MIN	G	A	SHT	SOG	FC	FS	OFF	CK	C	E
Chivas USA	1	1	84	0	0	1	1	2	0	2	0	0	0
Columbus	1	0	3	1	0	1	1	0	0	0	0	0	0
Colorado	1	1	74	2	0	2	2	0	1	1	0	0	0
FC Dallas	1	1	90	0	0	3	2	1	1	1	0	0	0
D.C. United	1	1	90	1	0	5	2	0	0	1	0	0	0
Sporting KC	1	1	90	1	0	3	2	1	1	1	0	0	0
New England	1	1	90	1	1	5	3	0	1	1	0	0	0
New York	1	1	71	1	0	4	2	0	0	1	0	0	0
Portland	1	1	90	1	0	5	2	2	0	0	0	0	0
Real Salt Lake	1	1	74	0	0	1	0	1	0	0	0	0	0

MONTH	GP	GS	MIN	G	A	SHT	SOG	FC	FS	OFF	CK	C	E
July	3	3	270	2	0	11	6	4	2	2	0	0	0
August	2	2	164	1	0	6	2	1	0	1	0	0	0
September	3	2	161	3	0	4	4	2	1	3	0	0	0
October	2	2	161	2	1	9	5	0	1	2	0	0	0

REGULAR-SEASON GAME HIGHS:

Goals	2 (Sept. 17, 2011, TOR vs. COL)
Assists	1 (Oct. 22, 2011, TOR vs. NE)
Shots on Goal	3 (Oct. 22, 2011, TOR vs. NE)
Shots	5 (3 times, last: Oct. 22, 2011, TOR vs. NE)
Fouls Committed	2 (2 times, last: Sept. 24, 2011, TOR at CHV)
Fouls Suffered	1 (4 times, last: Oct. 22, 2011, TOR vs. NE)



REGGIE LAMBE #19



TORONTO
FC

POSITION: MIDFIELDER
HEIGHT: 5'7
WEIGHT: 151 LBS
BIRTHDATE: FEBRUARY 4, 1991
HOMETOWN: HAMILTON, BERMUDA
NATIONALITY: BERMUDIAN
COLLEGE/UNIVERSITY: -
LAST CLUB: IPSWICH TOWN
HOW ACQUIRED: SIGNED WITH TORONTO FC ON
DECEMBER 7, 2011
PRONUNCIATION: "REGG-EE LAMB"

Lambe signed with Toronto FC on December 7, 2011. He most recently played for English Championship side Ipswich Town, where he began his career in the youth side in 2007. He joined the first team and stayed with the club until his release. The Bermudian was loaned out to Bristol Rovers where he made seven appearances in 2011. Lambe has earned 12 caps for the Bermudian national team and has scored four goals for his country. His international debut came at the age of 16

against St. Kitts and Nevis in December 2007. Lambe scored all four of his goals in one match, on August 30, 2008, a 7-0 victory over St. Martin. The midfielder was most recently part of four of Bermuda's 2014 World Cup qualifying matches.

2011 Appeared in seven matches for Bristol Rovers.
International: Appeared in four 2014 World Cup qualifying matches, most recently on November 11 against Barbados.



NICHOLAS LINDSAY #37



TORONTO
FC

POSITION: FORWARD
HEIGHT: 5'9
WEIGHT: 155 LBS
BIRTHDATE: SEPTEMBER 3, 1992
HOMETOWN: BRAMPTON, ON
NATIONALITY: CANADIAN
COLLEGE/UNIVERSITY: -
LAST CLUB: TORONTO FC ACADEMY PROGRAM
HOW ACQUIRED: SIGNED WITH FIRST TEAM ON
SEPTEMBER 15, 2010
PRONUNCIATION: "NIK-OH-LAS LIND-SEE"

Lindsay became the second player in Toronto FC history to join the First Team from the Academy when he signed in September 2010. He went on to make three MLS appearances and recorded three assists in his first season as a professional. Lindsay will miss the entire 2012 season as he continues his rehabilitation following surgery during the 2011 offseason.

2011 Missed entire season, rehabbing from offseason surgery.

2010 Made MLS debut on October 2, 2010 against Seattle and set up a late goal in the 3-2 loss at Qwest Field. Started in two of the four league games he played, logging 240 minutes. **Nutrilite Canadian Championship:** First senior team appearance came on June 2, 2010 while still with the Academy. Was a halftime substitute against the Vancouver Whitecaps in a goalless draw at BMO Field. **CONCACAF Champions League:** Played on the night of his promotion to the senior team in a Group Stage game at Real Salt Lake.

YEAR	TEAM	GP	GS	MIN	G	A	SHT	SOG	FC	FS	OFF	CK	C	E
2010	Toronto FC	4	2	240	0	3	3	1	5	3	0	0	1	0

OPPONENT	GP	GS	MIN	G	A	SHT	SOG	FC	FS	OFF	CK	C	E
Chivas USA	1	0	48	0	0	1	1	1	0	0	0	0	0
Columbus	1	1	73	0	1	1	0	0	2	0	0	0	0
D.C. United	1	1	90	0	1	1	0	4	1	0	0	1	0
Seattle	1	0	29	0	1	0	0	0	0	0	0	0	0

MONTH	GP	GS	MIN	G	A	SHT	SOG	FC	FS	OFF	CK	C	E
October	4	2	240	0	3	3	1	5	3	0	0	1	0

REGULAR-SEASON GAME HIGHS:

Goals 0
Assists 1 (3 times, last: Oct. 23, 2010, TOR at DC)
Shots on Goal 1 (Oct. 9, 2010, TOR at CHV)
Shots 1 (3 times, last: Oct. 23, 2010, TOR at DC)
Fouls Committed 4 (Oct. 23, 2010, TOR at DC)
Fouls Suffered 2 (Oct. 16, 2010, TOR vs. CLB)



KEITH MAKUBUYA #13



TORONTO
FC

POSITION: FORWARD
HEIGHT: 5'11
WEIGHT: 165 LBS
BIRTHDATE: JANUARY 26, 1993
HOMETOWN: ST. CATHARINES, ON
NATIONALITY: CANADIAN
COLLEGE/UNIVERSITY: –
LAST CLUB: TORONTO FC ACADEMY
HOW ACQUIRED: SIGNED WITH FIRST TEAM ON MARCH 17, 2011
PRONUNCIATION: "KEETH MA-KOO-BEE-AHH"

Makubuya joined three other Academy teammates when he signed for the First Team on March 17, 2011. Makubuya joined the Toronto FC Academy in 2009 after leaving the North Mississauga Soccer club. Prior to his time with North Mississauga he played with the St. Catharines Concord Soccer Club.

2011 Appeared in one match, logging 45 minutes. His loan appearance came in the season opener on March 19 against the Vancouver Whitecaps as a second half substitute.

YEAR	TEAM	GP	GS	MIN	G	A	SHT	SOG	FC	FS	OFF	CK	C	E
2011	Toronto FC	1	0	45	0	0	2	0	0	0	0	1	0	0

OPPONENT	GP	GS	MIN	G	A	SHT	SOG	FC	FS	OFF	CK	C	E
Vancouver	1	0	45	0	0	2	0	0	0	0	1	0	0

MONTH	GP	GS	MIN	G	A	SHT	SOG	FC	FS	OFF	CK	C	E
March	1	0	45	0	0	2	0	0	0	0	1	0	0

REGULAR-SEASON GAME HIGHS:

Goals	0
Assists	0
Shots on Goal	0
Shots	2 (Mar. 19, 2011, TOR at VAN)
Fouls Committed	0
Fouls Suffered	0



AARON MAUND #21



TORONTO
FC

POSITION: DEFENDER
HEIGHT: 6'1
WEIGHT: 185 LBS
BIRTHDATE: SEPTEMBER 19, 1990
HOMETOWN: DORCHESTER, MA
NATIONALITY: AMERICAN
COLLEGE/UNIVERSITY: UNIVERSITY OF NOTRE DAME
LAST CLUB: –
HOW ACQUIRED: SELECTED BY TORONTO FC IN THE 1ST ROUND, 12TH OVERALL, 2012 MLS SUPERDRAFT
PRONUNCIATION: "MAW-ND"

Maund was selected in the first round, twelfth overall in the 2012 MLS SuperDraft out of the University of Notre Dame. Maund recently completed his fourth season, totaling 77 career matches for the Fighting Irish. This past season Maund was named to the All-Big East Conference First Team as well

as the NSCAA All-Great Lakes Region First Team. Maund most recently represented the United States at the FIFA Under-20 World Cup in 2009. Two years prior, Maund played for Trinidad & Tobago in the FIFA Under-17 World Cup.





ASHTONE MORGAN #5



TORONTO
FC

POSITION: DEFENDER

HEIGHT: 5'11

WEIGHT: 165 lbs

BIRTHDATE: FEBRUARY 9, 1991

HOMETOWN: TORONTO, ON

NATIONALITY: CANADIAN

**COLLEGE/
UNIVERSITY:** -

LAST CLUB: TORONTO FC ACADEMY

HOW ACQUIRED: SIGNED WITH FIRST TEAM
ON MARCH 17, 2011

PRONUNCIATION: "ASH-TON MORE-GAN"

Morgan signed with the First Team on March 17, 2011. He made his professional debut as a late substitute against Portland on March 26, 2011. Morgan became the first graduate from the Toronto FC Academy program to earn a call-up to the Canadian National Team; when he was called by Coach Stephen Hart ahead of 2014 World Cup qualifying matches. Morgan was named the 2011 U-20 Canadian Player of the Year on December 13.

2011 Appeared in 14 matches, starting in nine, logging 903 minutes and two assists. His first start came in Portland on July 30. **CONCACAF Champions League:** Played in eight matches, starting in five. **International:** Earned his first call-up to the National Team and his first cap came on October 7 against Saint Lucia during 2014 World Cup qualifying. Morgan's first start for Canada came on November 15 against Saint Kitts and Nevis in a 2014 World Cup qualifying match.



ASHTONE MORGAN #5

YEAR	TEAM	GP	GS	MIN	G	A	SHT	SOG	FC	FS	OFF	CK	C	E
2011	Toronto FC	14	9	903	0	2	2	0	12	7	0	0	1	0

OPPONENT	GP	GS	MIN	G	A	SHT	SOG	FC	FS	OFF	CK	C	E
Chicago	1	0	10	0	0	0	0	0	0	0	0	0	0
Chivas USA	1	1	90	0	0	0	0	1	2	0	0	1	0
Columbus	1	1	90	0	0	0	0	0	1	0	0	0	0
Colorado	1	1	90	0	1	0	0	3	0	0	0	0	0
D.C. United	1	1	90	0	1	0	0	2	1	0	0	0	0
Sporting KC	1	0	32	0	0	0	0	0	1	0	0	0	0
New England	1	1	90	0	0	0	0	3	0	0	0	0	0
New York	2	1	135	0	0	1	0	0	0	0	0	0	0
Philadelphia	1	1	90	0	0	0	0	1	0	0	0	0	0
Portland	2	1	93	0	0	0	0	1	0	0	0	0	0
San Jose	1	1	90	0	0	1	0	1	2	0	0	0	0
Vancouver	1	0	3	0	0	0	0	0	0	0	0	0	0

MONTH	GP	GS	MIN	G	A	SHT	SOG	FC	FS	OFF	CK	C	E
March	1	0	3	0	0	0	0	0	0	0	0	0	0
June	1	0	3	0	0	0	0	0	0	0	0	0	0
July	3	1	167	0	0	0	0	1	1	0	0	0	0
August	3	2	190	0	1	1	0	3	3	0	0	0	0
September	3	3	270	0	1	0	0	4	3	0	0	1	0
October	3	3	270	0	0	1	0	4	0	0	0	0	0

REGULAR-SEASON GAME HIGHS:

Goals	0
Assists	1 (2 times, last: Sept. 17, 2011, TOR vs. COL)
Shots on Goal	0
Shots	1 (2 times, last: Oct. 1, 2011, TOR vs. NY)
Fouls Committed	3 (2 times, last: Oct. 22, 2011, TOR vs. NE)
Fouls Suffered	2 (2 times, last: Sept. 24, 2011, TOR at CHV)



JOAO PLATA #7



JOAO PLATA #7

PLAY CULTURE PLAYER DEVELOPMENT RESULTS STYLE OF PLAY CULTURE PLAYER DEVELOPMENT RESULTS STYLE OF PLAY CULTURE PLAYER DEVELOPMENT RESULTS STYLE OF PLAY CULTURE PLAYER DEVELOPMENT RESULTS STYLE OF PLAY CULTURE PLAYER DEVELOPMENT RESULTS STYLE OF PLAY CULTURE



TORONTO
F.C.

POSITION:

HEIGHT:

WEIGHT:

BIRTHDATE:

HOMETOWN:

NATIONALITY:

COLLEGE/
UNIVERSITY:

LAST CLUB:

HOW ACQUIRED:

PRONUNCIATION:

FORWARD

5'2

135 lbs

MARCH 1, 1992

GUAYAQUIL, ECUADOR

ECUADORIAN

-

LDU QUITO

SELECTED 49TH OVERALL IN THE 3RD
ROUND OF 2011 MLS SUPERDRAFT /
SIGNED WITH TORONTO FC ON
JANUARY 10, 2010

"JA-OW PLA-TA"

Plata signed with Toronto FC on January 10, 2012 following the conclusion of a loan deal. He was originally selected 49th overall in the 2011 MLS SuperDraft. He has earned one international cap for his native Ecuador. Coming on as a substitute in the 92nd minute of a 2-2 friendly draw against Canada at BMO Field on June 1, 2011.

2011 Appeared in 26 matches, starting in 21. Recorded three goals and five assists, while logging 1,753 minutes. His first career goal came on May 7 at BMO Field against Houston. Plata also set-up the game winner in a 2-1 victory. His performance gave him MLS Player of the Week honours for Week 8. **Nutriline Canadian Championship:** Appeared and started in all four matches. Scored one goal in the second leg of the finals against Vancouver. Was named the George Gross Memorial Trophy winner as the tournament's M.V.P. **CONCACAF Champions League:** Appeared in five matches, starting in four. Scored four goals including two during the decisive group stage match in Dallas on October 18. **International:** Earned his first call-up and international cap on June 1 against Canada.

YEAR	TEAM	GP	GS	MIN	G	A	SHT	SOG	FC	FS	OFF	CK	C	E
2011	Toronto FC	26	21	1753	3	5	46	17	9	19	10	11	1	0

OPPONENT	GP	GS	MIN	G	A	SHT	SOG	FC	FS	OFF	CK	C	E
Chicago	2	2	151	1	1	3	1	3	2	1	1	0	0
Chivas USA	1	0	20	0	0	0	0	0	0	0	0	0	0
Columbus	2	1	103	0	1	3	2	0	1	0	4	0	0
Colorado	1	1	60	0	0	1	1	0	0	1	0	0	0
FC Dallas	2	2	120	0	0	1	1	2	3	3	0	0	0
D.C. United	1	1	90	0	1	7	1	0	0	0	2	0	0
Houston	2	2	179	1	1	2	2	1	4	0	0	0	0
Sporting KC	1	1	67	0	0	2	0	0	1	0	0	0	0
Los Angeles	2	0	61	0	0	2	1	0	2	0	0	0	0
New England	2	2	146	0	0	4	1	1	1	1	0	0	0
New York	1	1	90	0	0	4	3	1	0	1	0	0	0
Philadelphia	2	2	149	0	0	2	1	0	1	0	1	0	0
Portland	1	1	90	0	1	3	1	0	0	0	0	0	0
Real Salt Lake	2	2	135	1	0	3	2	0	0	1	2	0	0
Seattle	1	1	90	0	0	5	0	0	1	0	1	0	0
San Jose	2	1	113	0	0	1	0	0	1	2	0	0	0
Vancouver	1	1	89	0	0	3	0	1	2	0	0	1	0


MONTH	GP	GS	MIN	G	A	SHT	SOG	FC	FS	OFF	CK	C	E
April	4	0	63	0	0	3	1	0	3	0	0	0	0
May	5	5	350	2	2	7	6	2	5	1	1	0	0
June	6	5	419	0	0	14	1	1	6	0	1	1	0
July	4	4	340	0	1	7	4	4	4	4	0	0	0
August	4	4	358	1	1	11	3	1	1	4	5	0	0
September	1	1	90	0	1	2	2	0	0	0	4	0	0
October	2	2	133	0	0	2	0	1	0	1	0	0	0

REGULAR-SEASON GAME HIGHS:

Goals	1 (3 times, last: Aug. 13, 2011, TOR vs. RSL)
Assists	1 (5 times, last: Sept. 10, 2011, TOR at CLB)
Shots on Goal	3 (July 6, 2011, TOR at NY)
Shots	7 (Aug. 6, 2011, TOR at DC)
Fouls Committed	2 (2 times, last: July 20, 2011, TOR vs. DAL)
Fouls Suffered	2 (4 times, last: July 20, 2011, TOR vs. DAL)



LUIS SILVA #11



TORONTO
FC

POSITION: MIDFIELDER
HEIGHT: 5'11
WEIGHT: 174 LBS
BIRTHDATE: OCTOBER 12, 1988
HOMETOWN: LOS ANGELES, CA
NATIONALITY: AMERICAN/MEXICAN
COLLEGE/UNIVERSITY: UNIVERSITY OF CALIFORNIA, SANTA BARBARA
LAST CLUB: -
HOW ACQUIRED: SELECTED BY TORONTO FC IN THE 1ST ROUND, 4TH OVERALL, 2012 MLS SUPERDRAFT
PRONUNCIATION: "LOO-ES SILL-VAH"

Silva was selected in the first round, fourth overall by Toronto FC in the 2012 MLS SuperDraft. He recently completed his fourth season at University of California, Santa Barbara (UCSB). Last season Silva started in all 22 matches he played scoring 17 goals and adding ten assists. In 88 career games the midfielder scored 28 goals and had 23 assists. Silva was

named to the NSCAA All-American First team, College Soccer News All-American First Team, Soccer America MVP's First Team and the Big West Conference Midfielder of the Year. Silva finishes tied for sixth in goals at UCSB and fourth in points all-time.





NICK SOOLSMA #18



NICK SOOLSMA #18



TORONTO
F.C.

POSITION:

FORWARD

HEIGHT:

5'10

WEIGHT:

175 lbs

BIRTHDATE:

JANUARY 17, 1988

HOMETOWN:

ANDIJK, NETHERLANDS

NATIONALITY:

DUTCH

COLLEGE/
UNIVERSITY:

-

LAST CLUB:

VV YOUNG BOYS (NETHERLANDS)

HOW ACQUIRED:

SIGNED WITH TORONTO FC
ON FEBRUARY 28, 2011

PRONUNCIATION:

"SOOLS-MA"

Soolsma signed with Toronto FC in February 2011 following a successful trial period during the preseason. Soolsma began his career in the youth system of FC Volendam. He signed for HFC Haarlem in 2007 and made seven appearances in the Dutch Eerste Divisie (second highest division in Netherlands). Soolsma left Haarlem in 2008 and spent a year at FC Chabab. Prior to his move to Toronto, he played for amateur team VV Young Boys and helped the club gain promotion to the Hoofdklasse (fourth tier of soccer in Netherlands).

2011 Appeared in 23 matches, starting in 18. Scored three goals and recorded five assists, logging 1,578 minutes. Soolsma scored his first MLS goal on June 29 at BMO Field in a 1-0 victory over Vancouver Whitecaps, after converting from the penalty spot. **Nutriline Canadian Championship:** Appeared in four matches, starting in both legs of the finals against Vancouver Whitecaps. **CONCACAF Champions League:** Appeared and started in five matches during preliminary round and group stage.

YEAR	TEAM	GP	GS	MIN	G	A	SHT	SOG	FC	FS	OFF	CK	C	E
2011	Toronto FC	23	18	1578	3	5	27	14	12	18	1	13	1	0

OPPONENT	GP	GS	MIN	G	A	SHT	SOG	FC	FS	OFF	CK	C	E
Chicago	1	1	87	0	1	3	2	0	1	0	0	0	0
Chivas USA	1	1	90	0	0	0	0	1	1	0	1	0	0
Columbus	1	1	80	1	0	1	1	1	1	0	2	0	0
Colorado	2	2	170	0	1	2	2	1	2	0	1	0	0
FC Dallas	2	1	92	0	0	0	0	1	1	0	0	0	0
Houston	2	1	111	0	1	2	0	0	1	0	0	0	0
Sporting KC	2	1	113	0	0	1	0	2	0	1	5	0	0
Los Angeles	1	1	89	0	0	2	1	0	1	0	0	0	0
New England	2	2	157	1	0	4	2	0	1	0	4	0	0
New York	2	1	115	0	0	2	1	2	1	0	0	1	0
Philadelphia	2	2	180	0	1	4	2	0	4	0	0	0	0
Portland	1	1	45	0	0	0	0	0	0	0	0	0	0
Real Salt Lake	1	0	24	0	1	2	0	0	1	0	0	0	0
Seattle	1	1	90	0	0	1	1	2	1	0	0	0	0
Vancouver	2	2	135	1	0	3	2	2	2	0	0	0	0

MONTH	GP	GS	MIN	G	A	SHT	SOG	FC	FS	OFF	CK	C	E
March	1	1	45	0	0	2	1	1	0	0	0	0	0
May	5	5	415	0	2	5	3	2	5	0	0	0	0
June	6	4	383	1	1	7	3	5	6	0	0	0	0
July	5	3	280	0	0	3	1	1	1	1	5	1	0
September	3	3	250	1	1	2	2	2	2	0	4	0	0
October	3	2	205	1	1	8	4	1	4	0	4	0	0

REGULAR-SEASON GAME HIGHS:

Goals	1 (3 times, last: Oct. 22, 2011, TOR vs. NE)
Assists	1 (5 times, last: Oct. 15, 2011, TOR at PHI)
Shots on Goal	2 (3 times, last: Oct. 22, 2011, TOR vs. NE)
Shots	4 (Oct. 15, 2011, TOR at PHI)
Fouls Committed	2 (2 times, last: June 18, 2011, TOR vs. SEA)
Fouls Suffered	3 (Oct. 15, 2011, TOR at PHI)



MATT STINSON #15



MATT STINSON #15

PLAY CULTURE PLAYER DEVELOPMENT RESULTS STYLE OF PLAY CULTURE PLAYER DEVELOPMENT RESULTS STYLE OF PLAY CULTURE PLAYER DEVELOPMENT RESULTS STYLE OF PLAY CULTURE PLAYER DEVELOPMENT RESULTS STYLE OF PLAY CULTURE PLAYER DEVELOPMENT RESULTS STYLE OF PLAY CULTURE



TORONTO
F.C.

POSITION:

MIDFIELDER

HEIGHT:

5'10

WEIGHT:

165 lbs

BIRTHDATE:

SEPTEMBER 9, 1992

HOMETOWN:

TORONTO, ON

NATIONALITY:

CANADIAN

COLLEGE/
UNIVERSITY:

-

LAST CLUB:

TORONTO FC ACADEMY

HOW ACQUIRED:

SIGNED WITH FIRST TEAM
ON MARCH 17, 2011

PRONUNCIATION:

"MAT STIN-SON"

Stinson signed with the First Team on March 17, 2011. He was the captain of the Toronto FC Academy team before leaving to attend Winthrop University in South Carolina. At Winthrop, Stinson was named the Team MVP and earned All-Big South Conference Second Team honours. He was a member of the Clarkson Comets before joining the Academy in 2008. Stinson earned his first call to the Canadian National Team on November 3, 2011 but could not play during World Cup qualifiers due to injury. He has represented Canada at the U-20 level in the past.

2011 Appeared in 13 matches, starting in five, while adding one assist and logging 675 minutes. Stinson's professional debut came on June 25 as a substitute against Real Salt Lake. He earned his first professional start on August 13 at home against Real Salt Lake. **CONCACAF Champions League:** Played in six matches, starting in four. **International:** Earned first call-up to Canadian National Team in November ahead of 2014 World Cup qualifying matches, but had to be replaced due to injury.

YEAR	TEAM	GP	GS	MIN	G	A	SHT	SOG	FC	FS	OFF	CK	C	E
2011	Toronto FC	13	5	675	0	1	10	2	11	6	1	0	1	0

OPPONENT	GP	GS	MIN	G	A	SHT	SOG	FC	FS	OFF	CK	C	E
Chicago	1	1	90	0	0	4	2	1	0	0	0	0	0
Columbus	1	0	10	0	0	0	0	0	0	0	0	0	0
Colorado	1	0	16	0	0	2	0	0	0	0	0	0	0
D.C. United	1	0	39	0	0	0	0	1	1	0	0	0	0
Sporting KC	1	0	46	0	0	2	0	1	0	0	0	1	0
New England	1	1	90	0	0	1	0	1	1	0	0	0	0
New York	2	1	123	0	0	0	0	2	1	1	0	0	0
Philadelphia	1	1	90	0	0	0	0	2	3	0	0	0	0
Real Salt Lake	2	1	122	0	1	0	0	2	0	0	0	0	0
San Jose	1	0	32	0	0	0	0	0	0	0	0	0	0
Vancouver	1	0	17	0	0	1	0	1	0	0	0	0	0

MONTH	GP	GS	MIN	G	A	SHT	SOG	FC	FS	OFF	CK	C	E
June	2	0	62	0	0	1	0	2	0	0	0	0	0
July	2	0	79	0	0	2	0	2	0	1	0	1	0
August	4	2	238	0	1	4	2	3	1	0	0	0	0
September	2	0	26	0	0	2	0	0	0	0	0	0	0
October	3	3	270	0	0	1	0	4	5	0	0	0	0

REGULAR-SEASON GAME HIGHS:

Goals	0
Assists	1 (Aug. 13, 2011, TOR vs. RSL)
Shots on Goal	2 (Aug. 21, 2011, TOR at CHI)
Shots	4 (Aug. 21, 2011, TOR at CHI)
Fouls Committed	2 (Oct. 15, 2011, TOR at PHI)
Fouls Suffered	3 (Oct. 15, 2011, TOR at PHI)



DICOY WILLIAMS #31



TORONTO
FC

POSITION: DEFENDER
HEIGHT: 6'2
WEIGHT: 187 LBS
BIRTHDATE: OCTOBER 7, 1986
HOMETOWN: KINGSTON, JAMAICA
NATIONALITY: JAMAICAN
COLLEGE/UNIVERSITY: -
LAST CLUB: HARBOUR VIEW FC (JAMAICA)
HOW ACQUIRED: SIGNED WITH TORONTO FC ON MARCH 31, 2011
PRONUNCIATION: "DEE-KOY WILL-IAMS"

Williams signed with Toronto FC on March 31, 2011 following a trial period with the club during the preseason. Prior to joining Toronto, Williams played for Harbour View FC of the Digicel Premier League in Jamaica. Williams has earned nine caps for the Jamaican national team. His most recent appearance was on June 10, 2011 against Guatemala in the group stage of the 2011 CONCACAF Gold Cup.

2011 Appeared in eight matches, starting in seven, logging 655 minutes. Was lost for the season following a knee injury during the CONCACAF Gold Cup which later required surgery. **Nutriline Canadian Championship:** Appeared and started in two matches. **International:** Was part of Jamaica's 2011 CONCACAF Gold Cup team. He made two appearances before sustaining a knee injury forcing him out of the tournament.

YEAR	TEAM	GP	GS	MIN	G	A	SHT	SOG	FC	FS	OFF	CK	C	E
2011	Toronto FC	8	7	655	0	0	4	1	10	2	0	0	1	0

OPPONENT	GP	GS	MIN	G	A	SHT	SOG	FC	FS	OFF	CK	C	E
Chicago	1	1	90	0	0	1	1	3	1	0	0	0	0
Chivas USA	1	0	25	0	0	0	0	0	0	0	0	0	0
Columbus	1	1	90	0	0	1	0	1	0	0	0	0	0
Colorado	1	1	90	0	0	0	0	1	1	0	0	0	0
FC Dallas	1	1	90	0	0	1	0	1	0	0	0	0	0
Houston	1	1	90	0	0	0	0	3	0	0	0	1	0
Philadelphia	1	1	90	0	0	0	0	0	0	0	0	0	0
Seattle	1	1	90	0	0	1	0	1	0	0	0	0	0

MONTH	GP	GS	MIN	G	A	SHT	SOG	FC	FS	OFF	CK	C	E
April	3	2	205	0	0	2	0	2	0	0	0	0	0
May	5	5	450	0	0	2	1	8	2	0	0	1	0

REGULAR-SEASON GAME HIGHS:

Goals 0
 Assists 0
 Shots on Goal 1 (May 14, 2011, TOR vs. CHI)
 Shots 1 (4 times, last: May 14, 2011, TOR vs. CHI)
 Fouls Committed 3 (2 times, last: May 14, 2011, TOR vs. CHI)
 Fouls Suffered 1 (2 times, last: May 22, 2011, TOR at COL)



ACADEMY



THOMAS RONGEN

ACADEMY DIRECTOR

Thomas Rongen is a native of Amsterdam and joined Toronto FC after most recently serving as the head coach of the national team of American Samoa. Prior to his post at American Samoa, Rongen served his second term as the head coach of the U-20 United States men's national team. He led the team to two FIFA U-20 World Cups in 2007 and 2009 during his five year tenure. Rongen coached four different MLS clubs in his career, starting with Tampa Bay Mutiny in the inaugural 1996 MLS season. He led Tampa Bay to the league title, winning MLS Coach of the Year honours. Rongen then coached New England, D.C. United (1999 MLS Cup winner) and Chivas USA in its first MLS season.



DANNY DICHIO

ACADEMY U-18/19 HEAD COACH

Danny Dichio is heading into his second season as Head Coach of Toronto FC's U-18/19 Academy team. Dichio retired from playing in September 2009 and moved into coaching shortly after. He was assistant coach to the first team in 2010 and took on the responsibility of running his own Academy team at the start of the 2011 season.

Dichio was born on October 19, 1974 in Hammersmith, London, England. He had a long playing career in Europe before moving across the Atlantic to join Toronto FC early in the club's inaugural season in 2007. He is still a popular figure amongst the fan base for Toronto FC and was immortalized when he became the first player to score a goal in team history on May 12, 2007. He was named to the 2007 MLS All-Star inactive roster later that year and finished the season with six goals. Dichio scored 14 goals for Toronto FC in a total of 59 appearances. On May 8, 2010 he was the second player to have his name and number added to Toronto FC's Wall of Honour.

Dichio began his professional career with Queens Park Rangers in 1993 and went on to score 20 goals in 75 appearances for the London club. In 1997 he moved to Italy where he played for Sampdoria and Lecce before returning to England in 1998. Dichio won promotion to the English Premier League with Sunderland and was part of the squad that finished in seventh place in the top flight for two consecutive seasons. From there he moved to West Bromwich Albion where he also won promotion to the Premier League. He also spent time with Derby County, Millwall and Preston North End.



JIM BRENNAN

ACADEMY U-17 HEAD COACH

Jim Brennan is entering his second season as Head Coach of Toronto FC's U-17 Academy team. Prior to the start of his coaching career in 2011, Brennan served as the team's Assistant General Manager following his retirement as a player on April 6, 2010.

Brennan was born on May 8, 1977. He became the first player to join Toronto FC when he signed with the club on September 8, 2006 and held the role of team captain from the inaugural 2007 season through until his retirement. Brennan was named Toronto FC's Defender of the Year and Co-MVP in 2007. He represented Toronto in the 2008 MLS All-Star game against West Ham United at BMO Field and in 2009 he won the team's Humanitarian of the Year Award. Brennan started in 83 of the 84 league games he featured in and registered four goals and four assists. On April 15, 2010 he was the first player in team history to have his name added to the Wall of Honour at BMO Field.


The Toronto born defender also had an accomplished career with the Canadian National team and after making his debut in April 1999, earned a total of 49 caps. Brennan was part of the Canadian squad that won the Gold Cup in 2000, defeating Colombia 2-0 in the final. He also played in the Gold Cup in 2002 and 2005 and the 2001 FIFA Confederations Cup. Brennan's final game for Canada was on September 10, 2008 in a World Cup qualifying match against Mexico.

Prior to joining Toronto FC, Brennan spent more than a decade playing in England. He joined the Bristol City FC youth team in 1994 and made his professional debut two years later, eventually appearing in 64 games and scoring three goals during his three years with Bristol City FC. The £1.5 million transfer fee paid for his 1999 transfer from Bristol City to Nottingham Forest was the largest ever for a Canadian player. Brennan made 123 appearances during his four seasons with the club. He spent the next three years with Norwich City and Southampton. He played in 43 matches with Norwich while battling through an abductor muscle injury before joining Southampton for 14 games at the end of the 2006 season.




U-15 COACHING / ACADEMY STAFF

ACADEMY GRADUATES



Anthony Capotosto
ACADEMY U-15 HEAD COACH



Doneil Henry
Signed August 26, 2010




Nicholas Lindsay
Signed September 15, 2010




Jaime McMillan
MANAGER,
PLAYER DEVELOPMENT




Rick Titus
ASSISTANT COACH




Michael Stefano
ASSISTANT COACH



Ashtone Morgan
Signed March 17, 2011



Matt Stinson
Signed March 17, 2011



Paolo Ceccarelli
GOALKEEPER COACH



Domenic Ientile
GOALKEEPER COACH




Carlo DiNardo
HEAD PHYSIOTHERAPIST




Oscar Cordon
Signed March 17, 2011




Keith Makubuya
Signed March 17, 2011




Sebastian Buitrago
ASSISTANT
ATHLETIC THERAPIST



Paul Gallo
ASSISTANT
PHYSIOTHERAPIST



Kosta Poulos
STRENGTH & CONDITIONING



Ryan Young
EQUIPMENT MANAGER



TORONTO FC ACADEMY & TRAINING FACILITY

Toronto FC unveiled plans for its new Academy and Training Facility at Downsview Park in April 2011. The 14 acre state-of-the-art complex will serve as the primary practice, training and development facility for Toronto FC and its Junior and Senior Academy teams.

The Toronto FC Academy and Training Facility will include three grass fields (one heated), one FieldTurf field with a bubble and a 40,000 square foot fieldhouse that will house locker rooms, training facilities and team offices.


Accessible by public transportation and close to the major arteries, Downsview Park's existing sports venues and amenities will complement Toronto FC's new Academy and Training Facility. It already houses one of the biggest soccer facilities in the country with eight existing indoor and outdoor fields.

Launched in 2008, the Toronto FC Academy's goal is to provide the most talented, committed and dedicated soccer players in the country an opportunity to receive advanced coaching instruction within the Academy structure and program. First team Toronto FC players who have graduated from the Academy include: Doneil Henry, Ashtone Morgan, Keith Makubuya, Matt Stinson, Oscar Cordon and Nicholas Lindsay.

Construction on the Toronto FC Academy and Training Facility began in May 2011 with anticipated completion of the fields in the summer of 2012.



TORONTO FC ACADEMY & TRAINING FACILITY





ACADEMY PLAYERS – U-19 ROSTERS

NAME	POSITION	YEAR OF BIRTH	HOMETOWN
Stephen Almeida	D	1995	Toronto, ON
Michael Bilak	F	1994	Etobicoke, ON
Chad Bush	G	1994	Ottawa, ON
Sergio Camargo	M	1994	Newmarket, ON
Jay Chapman	M	1994	Clarington, ON
Kaheem Christopher	F	1994	Richmond Hill, ON
Jordan Hamilton	F	1996	Scarborough, ON
Brandon John	D	1995	Scarborough, ON
Nathan Kelsey	D	1994	Brampton, ON
Chris Mannella	M	1994	Toronto, ON
Omari Morris	F	1994	Ajax, ON
Tyler Pasher	D	1994	Elmira, ON
Quillan Roberts	G	1994	Brampton, ON
Michael Wagenknecht	M	1995	Kitchener, ON



ACADEMY PLAYERS – U-17 ROSTERS

NAME	POSITION	YEAR OF BIRTH	HOMETOWN
Manuel Aparicio	M	1995	Toronto, ON
Adam Bradshaw	D	1995	Kitchener, ON
Tre Crosby	M	1995	Markham, ON
Braden Culver	F	1995	Oakville, ON
Daniel Jodah	F	1995	Mississauga, ON
Joseph Kuta	G	1995	Mississauga, ON
Duran Lee	D	1995	Brampton, ON
Stephen Lewis	D	1995	Scarborough, ON
Mathew Lopoyda	M	1995	Niagara Falls, ON
Josh Penello	M	1995	Fraserville, ON
Stephen Piliotis	M	1996	Toronto, ON
Deon Rose	D	1995	Brampton, ON
Dylan Sacramento	M	1995	Winnipeg, MB
Alain Sargeant	D	1995	North York, ON
Mark Serjeant	D	1996	Toronto, ON
Luca Uccello	M	1997	Woodbridge, ON
Michael Uccello	G	1997	Woodbridge, ON
Mark Wadid	F	1995	Mississauga, ON
Brandan Woodfull	F	1995	Windsor, ON



LAST SEASON

TORONTO FC 2011 RESULTS

TORONTO FC 2011 MLS PLAYER STATISTICS

MLS REGULAR SEASON

GAME	OPPONENT	DATE	RESULT	RECORD (W-L-T)
1	@ Vancouver	Saturday March 19	L 4-2	0-1-0
2	Portland	Saturday March 26	W 2-0	1-1-0
3	Chivas USA	Saturday April 2	T 1-1	1-1-1
4	@ San Jose	Saturday April 9	T 1-1	1-1-2
5	LA Galaxy	Wednesday April 13	T 0-0	1-1-3
6	DC United	Saturday April 16	L 3-0	1-2-3
7	Columbus	Saturday April 23	T 1-1	1-2-4
8	@ Seattle	Saturday April 30	L 3-0	1-3-4
9	Houston	Saturday May 7	W 2-1	2-3-4
10	@ FC Dallas	Wednesday May 11	L 1-0	2-4-4
11	Chicago	Saturday May 14	T 2-2	2-4-5
12	@ Colorado	Sunday May 22	T 0-0	2-4-6
13	Philadelphia	Saturday May 28	L 6-2	2-5-6
14	Sporting KC	Saturday June 4	T 0-0	2-5-7
15	@ LA Galaxy	Saturday June 11	T 2-2	2-5-8
16	New England	Wednesday June 15	T 0-0	2-5-9
17	Seattle	Saturday June 18	L 1-0	2-6-9
18	@ Real Salt Lake	Saturday June 25	L 3-1	2-7-9
19	Vancouver	Wednesday June 29	W 1-0	3-7-9
20	@ New York	Wednesday July 6	L 5-0	3-8-9
21	@ Houston	Saturday July 9	L 2-0	3-9-9
22	FC Dallas	Wednesday July 20	L 1-0	3-10-9
23	@ Sporting KC	Saturday July 23	L 4-2	3-11-9
24	@ Portland	Saturday July 30	T 2-2	3-11-10
25	@ DC United	Saturday August 6	T 3-3	3-11-11
26	Real Salt Lake	Saturday August 13	W 1-0	4-11-11
27	@ Chicago	Sunday August 21	L 2-0	4-12-11
28	San Jose	Saturday August 27	T 1-1	4-12-12
29	@ Columbus	Saturday September 10	W 4-2	5-12-12
30	Colorado	Saturday September 17	W 2-1	6-12-12
31	@ Chivas USA	Saturday September 24	L 3-0	6-13-12
32	New York	Saturday October 1	T 1-1	6-13-13
33	@ Philadelphia	Saturday October 15	T 1-1	6-13-14
34	New England	Saturday October 22	T 2-2	6-13-15

NUTRILITE CANADIAN CHAMPIONSHIP

GAME	OPPONENT	DATE	RESULT	RECORD (W-L-T)
1	@ FC Edmonton	Wednesday April 27	W 3-0	1-0-0
2	FC Edmonton	Wednesday May 4	W 1-0	2-0-0
3	@ Vancouver	Wednesday May 18	T 1-1	2-0-1
4	Vancouver	Saturday July 2	W 2-1	3-0-1

CONCACAF CHAMPIONS LEAGUE QUALIFYING

GAME	OPPONENT	DATE	RESULT	RECORD (W-L-T)
1	Real Esteli FC	Wednesday Jul. 27	W 1-2	1-0-0
2	@ Real Esteli FC	Tuesday. Aug. 2	W 1-2	2-0-0

CONCACAF CHAMPIONS LEAGUE GROUP STAGE

GAME	OPPONENT	DATE	RESULT	RECORD (W-L-T)
1	@ Tauro FC	Thursday Aug. 18	W 1-2	1-0-0
2	Dallas	Thursday Aug. 25	L 0-1	1-1-0
3	@ Pumas UNAM	Wednesday Sep. 14	L 4-0	1-2-0
4	Tauro FC	Tuesday. Sep. 20	W 1-0	2-2-0
5	Pumas UNAM	Tuesday. Sep. 27	T 1-1	2-2-1
5	@ Dallas	Tuesday. Oct. 18	W 0-3	3-2-1

2011 TORONTO FC STATISTICS (6-13-15, 33 PTS.) THROUGH GAMES OF OCTOBER 22, 2011

UNF	POS	PLAYER	GP	GS	MIN	G	A	SHT	SOG	FC	FS	OFF	CK	C	E
14	F	Danny Koeversmans	10	9	756	8	1	30	17	7	4	8	0	0	0
29	F	*Maicon Santos	19	15	1248	6	1	52	14	20	16	8	0	0	0
21	F	*Alan Gordon	8	7	632	4	1	18	8	23	14	6	0	3	0
7	F	Joao Plata	26	21	1753	3	5	46	17	9	19	10	11	1	0
18	F	Nick Soolsma	23	18	1578	3	5	27	14	12	18	1	13	1	0
9	F	Ryan Johnson (TOT)	26	24	2080	3	4	46	15	29	24	15	1	3	0
9	F	Ryan Johnson (TOR)	12	12	993	3	2	26	10	12	12	6	0	0	0
8	M	Eric Avila (TOT)	22	13	1289	2	3	19	6	11	24	0	16	1	0
8	M	Eric Avila (TOR)	9	8	774	1	1	12	4	6	11	0	6	1	0
6	M	Julian de Guzman	19	16	1325	2	3	16	5	37	29	0	1	6	0
70	F	Peri Marosevic (TOT)	7	4	410	2	0	12	5	3	3	3	2	0	0
70	F	Peri Marosevic (TOR)	7	4	410	2	0	12	5	3	3	3	2	0	0
33	F	Javier Martina	23	15	1389	2	0	15	9	13	9	4	1	3	0
23	M	Terry Dunfield (TOT)	18	13	1191	1	3	11	2	13	10	0	14	4	0
23	M	Terry Dunfield (TOR)	6	2	263	0	0	1	0	2	1	0	4	0	0
14	F	*Dwayne De Rosario	2	2	180	1	1	6	3	3	2	0	2	0	0
22	M	*Tony Tchani	13	13	1032	1	0	12	5	21	18	0	0	3	1
25	D	Danleigh Borman (TOT)	24	19	1697	0	3	3	0	19	10	1	3	4	0
25	D	Danleigh Borman (TOR)	22	18	1606	0	3	3	0	18	10	1	3	4	0
5	D	Ashtone Morgan	14	9	903	0	2	2	0	12	7	0	0	1	0
24	G	Stefan Frei	27	27	2406	0	1	0	0	0	15	0	0	0	0
22	M	Torsten Frings	13	13	1124	0	1	9	4	8	11	1	18	0	0
23	M	*Jacob Peterson	13	13	1024	0	1	16	6	9	9	0	25	1	0
15	M	Matt Stinson	13	5	675	0	1	10	2	11	6	1	0	1	0
19	D	Mikael Yourassowsky	21	13	1302	0	1	21	7	26	27	6	5	4	1
28	M	Gianluca Zavarise	14	4	569	0	1	6	1	7	13	3	0	1	1
3	D	*Nana Attakora	6	4	373	0	0	2	0	3	6	0	0	1	0
12	D	Adrian Cann	12	12	988	0	0	3	0	11	3	0	0	0	0
16	M	Oscar Cordon	4	1	144	0	0	3	1	6	2	0	0	1	0
29	D	Kyle Davies (TOT)	1	0	21	0	0	0	0	1	0	0	0	0	0
29	D	Kyle Davies (TOR)	1	0	21	0	0	0	0	1	0	0	0	0	0
27	D	Richard Eckersley	23	22	1953	0	0	6	3	40	42	0	1	6	0
8	D	*Dan Gargan	16	12	1063	0	0	2	0	18	7	0	0	3	0
26	D	Matt Gold	3	0	45	0	0	0	0	1	0	0	0	0	0
21	M	Leandre Griffit (TOT)	1	0	2	0	0	1	1	0	0	0	0	0	0
21	M	Leandre Griffit (TOR)	0	0	0	0	0	0	0	0	0	0	0	0	0
20	D	Ty Harden	26	24	2120	0	0	6	1	24	7	0	0	3	1
4	D	Doneil Henry	10	6	503	0	0	2	1	8	1	1	1	1	0
3	D	Andy Iro (TOT)	17	15	1323	0	0	6	0	24	16	1	0	4	1
3	D	Andy Iro (TOR)	13	13	1145	0	0	6	0	20	15	1	0	3	0
30	G	Milos Kocic	8	7	654	0	0	0	0	0	0	0	0	0	0
13	F	Keith Makubuya	1	0	45	0	0	2	0	0	0	0	1	0	0
2	D	Demitrius Omphroy	1	0	1	0	0	0	0	0	1	0	0	0	0
10	M	Alen Stevanovic	12	9	773	0	0	11	3	6	10	2	1	1	0
11	M	Nathan Sturgis	14	11	953	0	0	3	0	3	13	0	31	1	0
55	D	Eddy Viator	3	2	186	0	0	0	0	4	0	0	0	2	0
31	D	Dicoy Williams	8	7	655	0	0	4	1	10	2	0	0	1	0
17	M	Elbekay Bouchiba	0	0	0	0	0	0	0	0	0	0	0	0	0
37	F	Nicholas Lindsay	0	0	0	0	0	0	0	0	0	0	0	0	0
TEAM TOTALS			34	34	3060	36	31	390	141	414	393	62	126	53	4
OPPONENT TOTALS			34	34	3060	59	57	501	202	393	414	87	187	54	4

*Played with other teams in 2011. Only Toronto FC statistics listed here.

GAME-WINNING GOALS

Nick Soolsma	1
Joao Plata	1
Javier Martina	1
Danny Koeversmans	1
Maicon Santos	1
Julian de Guzman	1

GAME-WINNING ASSISTS

Nick Soolsma	2
Matt Stinson	1
Joao Plata	1
Dwayne De Rosario	1

PENALTY KICK GOALS/ATTEMPTS

Nick Soolsma	1-1
Joao Plata	1-1



TORONTO FC 2011 MLS PLAYER STATISTICS

TORONTO FC INDIVIDUAL GOALKEEPING

UNF	POS	GOALKEEPER	GP	GS	MIN	SHTS	SV	GA	GAA	PG	PA	W	L	T	SO
30	G	Milos Kocić	8	7	654	47	35	10	1.38	0	0	3	1	4	1
24	G	Stefan Frei	27	27	2406	155	106	49	1.83	4	4	3	12	11	6
		TEAM TOTALS	34	34	3060	202	141	59	1.74	4	4	6	13	15	7
		OPPONENT TOTALS	34	34	3060	141	103	36	1.06	2	2	13	6	15	13



2011 MLS GAME BY GAME SUMMARY

TORONTO FC (0-1-0) VS VANCOUVER WHITECAPS FC (1-0-0)

DATE: March 19, 2011 – Empire Field

GOALS BY PERIOD	1	2	TOT
Toronto FC	1	1	2
Vancouver	2	2	4

SCORING SUMMARY:

VAN – Hassli 1 (Harris 1, Chiumiento 1) 15
 TOR – De Rosario 1 (Maicon Santos 1) 20
 VAN – Dunfield 1 (Chiumiento 2) 26
 VAN – Harris 1 (unassisted) 63
 VAN – Hassli 2 (Knight 1, Harris 2) 72
 TOR – Maicon Santos 1 (Yourassowsky 1) 74

TORONTO FC – Stefan Frei, Dan Gargan, Adrian Cann, Ty Harden, Nana Attakora, Nathan Sturgis (Gianluca Zavarise 69), Dwayne De Rosario, Jacob Peterson (Mikael Yourassowsky 71), Nick Soolsma (Keith Makubuya 45), Maicon Santos, Javier Martina.

TOTAL SHOTS: 13 (De Rosario 4); **SHOTS ON GOAL:** 6 (De Rosario 3); **FOULS:** 5 (5 tied with 1); **OFFSIDE:** 1; **CORNER KICKS:** 1; **SAVES:** Frei 5; **CAUTIONS:** Sturgis 32, Gargan 44; **EJECTIONS:** None.

VANCOUVER WHITECAPS FC – Jay Nolly, Jonathan Leathers, Alain Rochat, Jay DeMerit, Michael Boxall, Davide Chiumiento (Nizar Khalfan 45), Russell Teibert (Wes Knight 69), Gershon Koffie, Terry Dunfield, Atiba Harris, Eric Hassli (Camilo 83).

TOTAL SHOTS: 19 (Hassli 6); **SHOTS ON GOAL:** 9 (Hassli 3); **FOULS:** 12 (Harris 3, Hassli 3); **OFFSIDE:** 2; **CORNER KICKS:** 12; **SAVES:** Nolly 4; **CAUTIONS:** Dunfield 28, Harris 40, Hassli 49; **EJECTIONS:** None.

Referee: Paul Ward
 Referee's Assistants: Anthony Vasoli, Joe Fletcher
 4th Official: David Gantar.
 Attendance: 22,592.
 Temperature: 48 and Partly Cloudy.

PORTLAND TIMBERS (0-2-0) VS TORONTO FC (1-1-0)

DATE: March 26, 2011 – BMO Field

GOALS BY PERIOD	1	2	TOT
Portland	0	2	0
Toronto FC	1	1	2

SCORING SUMMARY:

TOR – Martina 1 (De Rosario 1) 14
 TOR – Martina 2 (Frei 1) 70

PORTLAND TIMBERS – Adin Brown (Jake Gleeson 45), Steve Purdy, Rodney Wallace, Kevin Goldthwaite, Eric Brunner, Ryan Pore (Sal Zizzo 66), Jeremy Hall, Peter Lowry, Jack Jewsbury, Kenny Cooper, Jorge Perlaza (Brian Umony 73).

TOTAL SHOTS: 17 (Cooper 4); **SHOTS ON GOAL:** 4 (4 tied with 1); **FOULS:** 8 (Jewsbury 3); **OFFSIDE:** 5; **CORNER KICKS:** 9; **SAVES:** Gleeson 3; **CAUTIONS:** Lowry 77; **EJECTIONS:** None.

TORONTO FC – Stefan Frei, Dan Gargan, Mikael Yourassowsky (Ejected 84), Ty Harden, Adrian Cann, Jacob Peterson, Nathan Sturgis (Alen Stevanovic 45), Dwayne De Rosario, Maicon Santos (Gianluca Zavarise 68), Alan Gordon, Javier Martina (Ashtone Morgan 87).

TOTAL SHOTS: 11 (dos Santos 3); **SHOTS ON GOAL:** 5 (dos Santos 2, Martina 2); **FOULS:** 18 (Gordon 5); **OFFSIDE:** 1; **CORNER KICKS:** 3; **SAVES:** Frei 4; **CAUTIONS:** Yourassowsky 56, Gordon 71, Gargan 79; **EJECTIONS:** Yourassowsky 84.

Referee: Silviu Petrescu
 Referee's Assistants: Daniel Belleau, Eric Proctor
 4th Official: Geoff Gamble.
 Attendance: 20,086.
 Temperature: 25 and Partly Cloudy.

CHIVAS USA (0-2-1) VS TORONTO FC (1-1-1)

DATE: April 2, 2011 – BMO Field

GOALS BY PERIOD	1	2	TOT
Chivas USA	1	0	1
Toronto FC	1	0	1

SCORING SUMMARY:

CHV – Moreno 1 (unassisted) 2
 TOR – Gordon 1 (Peterson 1) 36

CHIVAS USA – Dan Kennedy, Michael Lahoud, Ante Jazic, Heath Pearce, Andrew Boyens, Nick LaBrocca, Marcos Mondaini (Gerson Mayen 67), Ben Zemanski, Jorge Flores, Justin Braun (Victor Estupinan 86), Alejandro Moreno.

TOTAL SHOTS: 14 (Braun 8); **SHOTS ON GOAL:** 7 (Braun 3); **FOULS:** 18 (Moreno 4); **OFFSIDE:** 0; **CORNER KICKS:** 4; **SAVES:** Kennedy 3; **CAUTIONS:** None; **EJECTIONS:** None.

TORONTO FC – Stefan Frei, Ty Harden, Danleigh Borman, Adrian Cann, Nana Attakora (Dicoy Williams 65), Maicon Santos, Tony Tchani, Javier Martina, Jacob Peterson (Julian de Guzman 45), Alen Stevanovic (Joao Plata 70), Alan Gordon.

TOTAL SHOTS: 8 (dos Santos 3); **SHOTS ON GOAL:** 4 (4 tied with 1); **FOULS:** 9 (Tchani 3); **OFFSIDE:** 6; **CORNER KICKS:** 2; **SAVES:** Frei 6; **CAUTIONS:** de Guzman 89; **EJECTIONS:** None.

Referee: Baldomero Toledo
 Referee's Assistants: Ian Anderson, Frank Anderson
 4th Official: Juan Guzman.
 Attendance: 18,968.
 Temperature: 50 and Sunny.

TORONTO FC (1-1-2) VS SAN JOSE EARTHQUAKES (1-1-2)

DATE: April 9, 2011 – Buck Shaw Stadium

GOALS BY PERIOD	1	2	TOT
Toronto FC	1	0	1
San Jose	1	0	1

SCORING SUMMARY:

TOR – Gordon 2 (unassisted) 27
 SJ – Dawkins 2 (Wondolowski 1) 38

TORONTO FC – Stefan Frei, Ty Harden, Danleigh Borman, Adrian Cann, Nana Attakora (Julian de Guzman 45), Maicon Santos (Joao Plata 65), Tony Tchani, Javier Martina, Jacob Peterson, Alen Stevanovic (Gianluca Zavarise 63), Alan Gordon.

TOTAL SHOTS: 11 (Gordon 3); **SHOTS ON GOAL:** 3 (3 tied with 1); **FOULS:** 17 (de Guzman 4); **OFFSIDE:** 2; **CORNER KICKS:** 4; **SAVES:** Frei 5; **CAUTIONS:** Tchani 35, Attakora



2011 MLS GAME BY GAME SUMMARY

41, de Guzman 79, Peterson 93+;EJECTIONS: None.

SAN JOSE EARTHQUAKES – Jon Busch, Jason Hernandez, Ramiro Corrales (Joey Gjertsen 85), Brandon McDonald, Ike Opara, Bobby Convey, Sam Cronin, Ryan Johnson, Simon Dawkins, Khari Stephenson (Matt Luzunaris 80), Chris Wondolowski

TOTAL SHOTS: 17 (Johnson 4, Stephenson 4);SHOTS ON GOAL: 6 (Johnson 2, Stephenson 2);FOULS: 13 (5 tied with 2);OFFSIDE: 4;CORNER KICKS: 2;SAVES: Busch 2;CAUTIONS: Cronin 36, Opara 55, Corrales 84, Wondolowski 87;EJECTIONS: None.

Referee: Ramon Hernandez
Referee's Assistants: Kermit Quisenberry, Mike Kampmeiner
4th Official: Daniel Fitzgerald.
Attendance: 8,928.
Temperature: 61 and Sunny.

LA GALAXY (2-1-3) VS TORONTO FC (1-1-3)

DATE: April 13, 2011 – BMO Field

GOALS BY PERIOD	1	2	TOT
Los Angeles	0	0	0
Toronto FC	0	0	0

SCORING SUMMARY:
None

LA GALAXY – Donovan Ricketts, A.J. DeLaGarza, Todd Dunivant, Omar Gonzalez, Leonardo, Sean Franklin (Paolo Cardozo 88), Mike Magee (Bryan Jordan 75), Juninho (Ejected 94+), David Beckham, Chad Barrett, Juan Pablo Angel (Miguel Lopez 84).

TOTAL SHOTS: 7 (Barrett 2, Magee 2);SHOTS ON GOAL: 1 (Franklin 1);FOULS: 13 (Gomes 4);OFFSIDE: 4;CORNER KICKS: 1;SAVES: Ricketts 3;CAUTIONS: Beckham 44, Jordan 76, Gomes 78;EJECTIONS: Gomes 94+.

TORONTO FC – Stefan Frei, Dan Gargan, Danleigh Borman, Ty Harden, Adrian Cann, Jacob Peterson, Julian de Guzman (Mikael Yourassowsky 65), Tony Tchani, Javier Martina (Joao Plata 85), Alen Stevanovic, Gianluca Zavarise (Oscar Cordon 79).

TOTAL SHOTS: 5 (5 tied with 1);SHOTS ON GOAL: 3 (3 tied with 1);FOULS: 16 (Stevanovic 4);OFFSIDE: 3;CORNER KICKS: 4;SAVES: Frei 1;CAUTIONS: Martina 67, Stevanovic 68;EJECTIONS: None.

Referee: Terry Vaughn
Referee's Assistants: Eric Boria, Corey Parker
4th Official: Geoff Gamble.
Attendance: 22,453.
Temperature: 45 and Partly Cloudy.

D.C. UNITED (2-2-1) VS TORONTO FC (1-2-3)

DATE: April 16, 2011 – BMO Field

GOALS BY PERIOD	1	2	TOT
D.C. United	2	1	3
Toronto FC	0	0	0

SCORING SUMMARY:
DC – Pontius 1 (unassisted) 5
DC – Davies 5 (unassisted) 10
DC – Pontius 2 (Fred 1) 73

D.C. UNITED – Bill Hamid, Chris Korb, Marc Burch, Ethan White, Dejan Jakovic (Perry Kitchen 64), Fred (Joseph Ngwenya 85), Dax McCarty (Branko Boskovic 74), Clyde Simms, Chris Pontius, Charlie Davies, Josh Wolff.

TOTAL SHOTS: 7 (Davies 3);SHOTS ON GOAL: 6 (Davies 3);FOULS: 11 (Davies 3);OFFSIDE: 2;CORNER KICKS: 4;SAVES: Hamid 1;CAUTIONS: Pontius 42;EJECTIONS: None.

TORONTO FC – Stefan Frei, Jacob Peterson, Danleigh Borman, Ty Harden (Ejected 49), Adrian Cann (Nana Attakora 12), Tony Tchani, Oscar Cordon (Dan Gargan 54), Julian de Guzman, Javier Martina, Maicon Santos (Gianluca Zavarise 66), Alen Stevanovic.

TOTAL SHOTS: 14 (Peterson 4);SHOTS ON GOAL: 2 (Peterson 2);FOULS: 8 (de Guzman 3);OFFSIDE: 0;CORNER KICKS: 4;SAVES: Frei 3;CAUTIONS: de Guzman 65, Gargan 88;EJECTIONS: Harden 49.

Referee: Mark Kadlecik
Referee's Assistants: Rob Fereday, Anthony Vasoli
4th Official: Geoff Gamble.
Attendance: 16,313.
Temperature: 43 and Cloudy.

COLUMBUS CREW (2-1-3) VS TORONTO FC (1-2-4)

DATE: April 23, 2011 – BMO Field

GOALS BY PERIOD	1	2	TOT
Columbus	0	1	1
Toronto FC	1	0	1

SCORING SUMMARY:
TOR – Tchani 1 (de Guzman 1, Gordon 1) 41
CLB – Renteria 1 (Miranda 1) 49

COLUMBUS CREW – William Hesmer, Sebastian Miranda, Rich Balchan, Chad Marshall, Julius James, Eddie Gaven, Emmanuel Ekpo (Tommy Heinemann 45), Dilly Duka, Kevin Burns (Dejan Rusmir 63), Robbie Rogers, Emilio Renteria (Andres Mendoza 74).

TOTAL SHOTS: 16 (Duka 4, Rogers 4);SHOTS ON GOAL: 3 (3 tied with 1);FOULS: 13 (Duka 3, Rusmir 3);OFFSIDE: 1;CORNER KICKS: 5;SAVES: Hesmer 2;CAUTIONS: Burns 37, Ekpo 39, James 80, Rusmir 90;EJECTIONS: None.

TORONTO FC – Stefan Frei, Dan Gargan, Danleigh Borman, Dicoy Williams, Adrian Cann, Maicon Santos (Joao Plata 77), Javier Martina (Richard Eckersley 64), Jacob Peterson, Julian de Guzman, Tony Tchani (Ejected 41), Alan Gordon (Mikael Yourassowsky 45).

TOTAL SHOTS: 7 (7 tied with 1);SHOTS ON GOAL: 3 (3 tied with 1);FOULS: 16 (Gargan 3, Gordon 3);OFFSIDE: 1;CORNER KICKS: 4;SAVES: Frei 2;CAUTIONS: Tchani 36;EJECTIONS: Tchani 41.

Referee: David Gantar
Referee's Assistants: Joe Fletcher, Philippe Briere
4th Official: Paul Ward.
Attendance: 20,145.
Temperature: 70 and Clear.



2011 MLS GAME BY GAME SUMMARY



TORONTO FC (1-3-4) VS SEATTLE SOUNDERS FC (3-2-3)

DATE: April 30, 2011 – Qwest Field

GOALS BY PERIOD	1	2	TOT
Toronto FC	0	0	0
Seattle	1	2	3

SCORING SUMMARY:
SEA – Fernandez 2 (Evans 1, Riley 1) 9
SEA – Evans 2 (Montero 2, Hurtado 1) 52
SEA – Evans 3 (penalty kick) 75

TORONTO FC – Stefan Frei, Dan Gargan, Danleigh Borman, Dicoy Williams, Adrian Cann, Maicon Santos (Mikael Yourassowsky 45), Javier Martina, Jacob Peterson, Julian de Guzman (Nathan Sturgis 57), Alen Stevanovic (Matt Gold 62), Alan Gordon.

TOTAL SHOTS: 6 (Martina 2);SHOTS ON GOAL: 2 (Martina 1, Yourassowsky 1);FOULS: 12 (Gargan 3, Gordon 3);OFFSIDE: 2;CORNER KICKS: 4;SAVES: Frei 6;CAUTIONS: de Guzman 55;EJECTIONS: None.

SEATTLE SOUNDERS FC – Kasey Keller, James Riley, Tyson Wahl, Patrick Ianni, Jhon Kennedy Hurtado, Brad Evans, Alvaro Fernandez, Erik Friberg (Servando Carrasco 80), Osvaldo Alonso, Fredy Montero (Mike Fucito 67), Nate Jaqua (Roger Levesque 72).

TOTAL SHOTS: 18 (Evans 6);SHOTS ON GOAL: 9 (Evans 3);FOULS: 13 (Alonso 3, Montero 3);OFFSIDE: 2;CORNER KICKS: 5;SAVES: Keller 2;CAUTIONS: Alonso 45;EJECTIONS: None.

Referee: Ricardo Salazar
Referee's Assistants: Peter Manikowski, Jeff Muschik
4th Official: Armando Villarreal.
Attendance: 36,287.
Temperature: 56 and Partly Cloudy.

HOUSTON DYNAMO (3-3-3) VS TORONTO FC (2-3-4)

DATE: May 7, 2011 – BMO Field

GOALS BY PERIOD	1	2	TOT
Houston	0	1	1
Toronto FC	0	2	2

SCORING SUMMARY:
TOR – Plata 1 (penalty kick) 50
TOR – Maicon Santos 2 (Plata 1, Soolsma 1) 81
HOU – Palmer 1 (Watson 2) 87

HOUSTON DYNAMO – Tally Hall, Hunter Freeman (Corey Ashe 75), Andre Hainault, Eddie Robinson, Bobby Boswell (Colin Clark 75), Je-Vaughn Watson, Lovel Palmer, Geoff Cameron, Brad Davis, Koke, Cam Weaver (Will Bruin 62).

TOTAL SHOTS: 16 (Contreras 5);SHOTS ON GOAL: 5 (Contreras 2);FOULS: 10 (3 tied with 2);OFFSIDE: 0;CORNER KICKS: 1;SAVES: Hall 3;CAUTIONS: None;EJECTIONS: None

TORONTO FC – Stefan Frei, Richard Eckersley, Mikael Yourassowsky, Dicoy Williams, Adrian Cann, Jacob Peterson (Matt Gold 76), Julian de Guzman, Tony Tchani, Nick Soolsma, Alen Stevanovic (Maicon Santos 75), Joao Plata (Dan Gargan 93+).

TOTAL SHOTS: 11 (Stevanovic 3);SHOTS ON GOAL: 5 (Plata 2);FOULS: 11 (Eckersley 5);OFFSIDE: 0;CORNER KICKS: 2;SAVES: Frei 4;CAUTIONS: Williams 42, Eckersley

88;EJECTIONS: None.

Referee: Jorge Gonzalez
Referee's Assistants: Adam Wienckowski, Jeff Hosking
4th Official: John McCloskey.
Attendance: 20,259.
Temperature: 63 and Sunny.

TORONTO FC (2-4-4) VS FC DALLAS (4-3-2)

DATE: May 11, 2011 – Pizza Hut Park

GOALS BY PERIOD	1	2	TOT
Toronto FC	0	0	0
FC Dallas	1	0	1

SCORING SUMMARY:
DAL – D. Hernandez 1 (penalty kick) 48+

TORONTO FC – Stefan Frei, Richard Eckersley, Danleigh Borman, Dicoy Williams, Adrian Cann, Tony Tchani, Julian de Guzman, Jacob Peterson, Nick Soolsma (Maicon Santos 58), Alen Stevanovic (Mikael Yourassowsky 71), Joao Plata (Javier Martina 50).

TOTAL SHOTS: 10 (Peterson 2, Tchani 2);SHOTS ON GOAL: 7 (Peterson 2, Tchani 2);FOULS: 15 (Borman 4);OFFSIDE: 2;CORNER KICKS: 2;SAVES: Frei 2;CAUTIONS: Eckersley 37, Martina 75, Borman 80;EJECTIONS: None.

FC DALLAS – Kevin Hartman, Jackson, Zach Loyd, George John, Ugo Ihemelu, Marvin Chavez (Bobby Warshaw 93+), Daniel Hernandez, Brek Shea, Eric Alexander (Bruno Guarda 78), Andrew Jacobson, Fabian Castillo (Ruben Luna 65).

TOTAL SHOTS: 13 (Chavez 4);SHOTS ON GOAL: 3 (Chavez 2);FOULS: 11 (4 tied with 2);OFFSIDE: 2;CORNER KICKS: 10;SAVES: Hartman 7;CAUTIONS: John 83, Luna 90;EJECTIONS: None.

Referee: Yader Reyes
Referee's Assistants: Chris Strickland, Adam Garner
4th Official: Allen Chapman.
Attendance: 8,145.
Temperature: 64 and Raining.

CHICAGO FIRE (1-3-5) VS TORONTO FC (2-4-5)

DATE: May 14, 2011 – BMO Field

GOALS BY PERIOD	1	2	TOT
Chicago	0	2	2
Toronto FC	1	1	2

SCORING SUMMARY:
TOR – Plata 2 (Soolsma 3) 9
TOR – Maicon Santos 3 (Plata 2) 47
CHI – Pappa 4 (free kick) 63
CHI – Barouch 1 (Bone 1) 75

CHICAGO FIRE – Jon Conway, Jalil Anibaba, Gonzalo Segares, Cory Gibbs, Yamith Cuesta, Dominic Oduro (Bratislav Ristic 93+), Daniel Paladini, Marco Pappa, Corben Bone, Gaston Puerari (Orr Barouch 58), Diego Chaves (Baggio Husidic 91+).

TOTAL SHOTS: 20 (Bone 5);SHOTS ON GOAL: 8 (Bone 2, Pappa 2);FOULS: 11 (Paladini 3);OFFSIDE: 1;CORNER KICKS: 9;SAVES: Conway 6;CAUTIONS: Segares 19, Paladini 28;EJECTIONS: None.

TORONTO FC – Stefan Frei, Richard Eckersley, Dan Gargan, Dicoy Williams, Adrian Cann, Jacob Peterson, Joao



2011 MLS GAME BY GAME SUMMARY

Plata (Alen Stevanovic 61), Nick Soolsma (Matt Gold 87), Julian de Guzman, Tony Tchani, Maicon Santos (Javier Martina 84).

TOTAL SHOTS: 18 (dos Santos 5);**SHOTS ON GOAL:** 8 (Soolsma 2);**FOULS:** 18 (Tchani 4);**OFFSIDE:** 1;**CORNER KICKS:** 5;**SAVES:** Frei 6;**CAUTIONS:** de Guzman 25;**EJECTIONS:** None.

Referee: Elias Bazakos
Referee's Assistants: Hector Vergara, Corey Parker
4th Official: Edvin Jurisevic.
Attendance: 18,674.
Temperature: 61 and Showers.

TORONTO FC (2-4-6) VS COLORADO RAPIDS (4-3-4)

DATE: May 22, 2011 – Dick's Sporting Goods Park

GOALS BY PERIOD	1	2	TOT
Toronto FC	0	0	0
Colorado	0	0	0

SCORING SUMMARY:
None

TORONTO FC – Stefan Frei, Richard Eckersley, Dan Gargan, Dicoy Williams, Adrian Cann (Ty Harden 76), Alen Stevanovic, Nathan Sturgis (Nana Attakora 84), Mikael Yourassowsky, Nick Soolsma, Javier Martina, Joao Plata (Maicon Santos 60).

TOTAL SHOTS: 6 (6 tied with 1);**SHOTS ON GOAL:** 3 (3 tied with 1);**FOULS:** 13 (3 tied with 2);**OFFSIDE:** 2;**CORNER KICKS:** 0;**SAVES:** Frei 2;**CAUTIONS:** Martina 83;**EJECTIONS:** None.

COLORADO RAPIDS – Matt Pickens, Marvell Wynne, Anthony Wallace, Drew Moor, Tyrone Marshall, Kosuke Kimura, Jamie Smith (Sanna Nyassi 45), Pablo Mastroeni, Jeff Larentowicz, Quincy Amarikwa (Wells Thompson 67), Conor Casey (Andre Akpan 61).

TOTAL SHOTS: 7 (Amarikwa 2, Marshall 2);**SHOTS ON GOAL:** 2 (Amarikwa 1, Thompson 1);**FOULS:** 10 (3 tied with 2);**OFFSIDE:** 2;**CORNER KICKS:** 5;**SAVES:** Pickens 3;**CAUTIONS:** Wynne 69;**EJECTIONS:** None.

Referee: Abiodun Okulaja
Referee's Assistants: Philippe Briere, Brian Poeschel
4th Official: Elias Bazakos.
Attendance: 13,598.
Temperature: 73 and Sunny.

PHILADELPHIA UNION (6-3-2) VS TORONTO FC (2-5-6)

DATE: May 28, 2011 – BMO Field

GOALS BY PERIOD	1	2	TOT
Philadelphia	3	3	6
Toronto FC	0	2	2

SCORING SUMMARY:

PHI – G. Farfan 1 (Harvey 1) 2
PHI – Mapp 1 (Nakazawa 2) 11
PHI – Nakazawa 1 (Mwanga 2, Le Toux 2) 44
TOR – Maicon Santos 4 (Borman 1) 50
TOR – Maicon Santos 5 (Borman 2) 59
PHI – Mapp 2 (unassisted) 62
PHI – Mwanga 2 (Le Toux 3) 72
PHI – Mwanga 3 (unassisted) 89

PHILADELPHIA UNION – Faryd Mondragon, Sheanon Williams, Jordan Harvey, Carlos Valdes, Danny Califf, Gabriel Farfan, Justin Mapp, Kyle Nakazawa (Keon Daniel 63), Brian Carroll, Sebastien Le Toux, Danny Mwanga.

TOTAL SHOTS: 17 (Le Toux 5);**SHOTS ON GOAL:** 9 (Mwanga 4);**FOULS:** 16 (Nakazawa 3, Williams 3);**OFFSIDE:** 1;**CORNER KICKS:** 3;**SAVES:** Mondragon 2;**CAUTIONS:** Harvey 39;**EJECTIONS:** None.

TORONTO FC – Stefan Frei, Richard Eckersley, Dan Gargan (Danleigh Borman 45), Ty Harden (Alen Stevanovic 73), Dicoy Williams, Tony Tchani, Julian de Guzman (Javier Martina 45), Mikael Yourassowsky, Nick Soolsma, Maicon Santos, Joao Plata.

TOTAL SHOTS: 18 (dos Santos 8);**SHOTS ON GOAL:** 4 (dos Santos 3);**FOULS:** 11 (Yourassowsky 4);**OFFSIDE:** 3;**CORNER KICKS:** 5;**SAVES:** Frei 3;**CAUTIONS:** None;**EJECTIONS:** None.

Referee: Niko Bratsis
Referee's Assistants: Claudio Badea, Jason Cullum
4th Official: Ricardo Salazar.
Attendance: 20,122.
Temperature: 54 and Snowing.

SPORTING KANSAS CITY (1-6-3) VS TORONTO FC (2-5-7)

DATE: June 4, 2011 – BMO Field

GOALS BY PERIOD	1	2	TOT
Sporting KC	0	0	0
Toronto FC	0	0	0

SCORING SUMMARY:
None

SPORTING KANSAS CITY – Eric Kronberg, Chance Myers, Michael Harrington, Aurelien Collin, Matt Besler, Davy Arnaud, Craig Rocastle (Luke Sassano 60), Graham Zusi (Brahim Diop 85), Ryan Smith, Teal Bunbury (C.J. Sapong 88), Omar Bravo.

TOTAL SHOTS: 8 (Arnaut 2, Bunbury 2);**SHOTS ON GOAL:** 2 (Bunbury 2);**FOULS:** 16 (Bunbury 3, Zusi 3);**OFFSIDE:** 5;**CORNER KICKS:** 5;**SAVES:** Kronberg 3;**CAUTIONS:** Bravo 39, Zusi 47+, Collin 68;**EJECTIONS:** None.

TORONTO FC – Stefan Frei, Richard Eckersley (Dan Gargan 76), Danleigh Borman, Ty Harden, Nana Attakora (Doneil Henry 92+), Tony Tchani, Nathan Sturgis, Mikael Yourassowsky, Javier Martina, Maicon Santos, Joao Plata (Nick Soolsma 67).

TOTAL SHOTS: 10 (3 tied with 2);**SHOTS ON GOAL:** 3 (3 tied with 1);**FOULS:** 16 (Yourassowsky 4);**OFFSIDE:** 1;**CORNER KICKS:** 5;**SAVES:** Frei 2;**CAUTIONS:** Tchani 68, Eckersley 69;**EJECTIONS:** None.

Referee: Yader Reyes
Referee's Assistants: Chris Strickland, Peter Balciunas
4th Official: Abiodun Okulaja.
Attendance: 19,962.
Temperature: 57 and Cloudy.

TORONTO FC (2-5-8) VS LA GALAXY (8-2-7)

DATE: June 11, 2011 – The Home Depot Center

GOALS BY PERIOD	1	2	TOT
-----------------	---	---	-----

Toronto FC	0	2	2
Los Angeles	1	1	2

SCORING SUMMARY:

LA – Birchall 1 (Lopez 3, Dunivant 2) 2
TOR – Gordon 3 (Borman 3) 68
LA – Angel 3 (unassisted) 91+
TOR – Gordon 4 (unassisted) 94+

TORONTO FC – Stefan Frei, Richard Eckersley, Danleigh Borman, Ty Harden, Doneil Henry, Nathan Sturgis, Jacob Peterson (Alan Gordon 43), Tony Tchani (Joao Plata 34), Nick Soolsma (Javier Martina 93+), Maicon Santos, Mikael Yourassowsky.

TOTAL SHOTS: 17 (dos Santos 8);**SHOTS ON GOAL:** 5 (Gordon 2);**FOULS:** 12 (Gordon 4);**OFFSIDE:** 2;**CORNER KICKS:** 3;**SAVES:** Frei 3;**CAUTIONS:** Borman 17, Henry 57, Gordon 81;**EJECTIONS:** None.

LA GALAXY – Josh Saunders, Sean Franklin, Todd Dunivant, Omar Gonzalez, A.J. DeLaGarza, Chris Birchall, Michael Stephens (Bryan Jordan 81), Miguel Lopez (Paolo Cardozo 81), David Beckham, Juan Pablo Angel, Chad Barrett (Mike Magee 70).

TOTAL SHOTS: 17 (Angel 6);**SHOTS ON GOAL:** 5 (Angel 3);**FOULS:** 12 (Beckham 3);**OFFSIDE:** 1;**CORNER KICKS:** 4;**SAVES:** Saunders 3;**CAUTIONS:** Beckham 29, DeLaGarza 83;**EJECTIONS:** None.

Referee: Mark Kadleck
Referee's Assistants: Rob Fereday, Mike Kampmeint
4th Official: Yader Reyes.
Attendance: 20,675.
Temperature: 62 and Partly Cloudy.

TORONTO FC (2-5-9) VS NEW ENGLAND REVOLUTION (3-7-5)

DATE: June 15, 2011 – Gillette Stadium

GOALS BY PERIOD	1	2	TOT
Toronto FC	0	0	0
New England	0	0	0

SCORING SUMMARY:
None

TORONTO FC – Stefan Frei, Richard Eckersley, Danleigh Borman, Ty Harden, Doneil Henry, Maicon Santos (Oscar Cordon 56), Joao Plata (Javier Martina 72), Nick Soolsma (Gianluca Zavarise 67, TOR Nonindividual 91+), Nathan Sturgis, Mikael Yourassowsky, Alan Gordon.

TOTAL SHOTS: 17 (Gordon 7);**SHOTS ON GOAL:** 5 (Gordon 3);**FOULS:** 10 (Yourassowsky 4);**OFFSIDE:** 1;**CORNER KICKS:** 7;**SAVES:** Frei 7;**CAUTIONS:** Yourassowsky 75, Zavarise 86;**EJECTIONS:** Zavarise 91+.

NEW ENGLAND REVOLUTION – Matt Reis, Kevin Alston, Darrius Barnes, Ryan Cochrane (Franco Coria 69), A.J. Soares, Zak Boggs (Sainey Nyassi 45), Shalrie Joseph, Pat Phelan, Chris Tierney (Zack Schilawski 68), Rajko Letic, Kenny Mansally.

TOTAL SHOTS: 16 (Joseph 5);**SHOTS ON GOAL:** 7 (Joseph 4);**FOULS:** 20 (3 tied with 3);**OFFSIDE:** 2;**CORNER KICKS:** 12;**SAVES:** Reis 4;**CAUTIONS:** Phelan 63;**EJECTIONS:** None.

Referee: Ricardo Salazar
Referee's Assistants: Claudio Badea, Peter Manikowski

4th Official: Jose Carlos Rivero.
Attendance: 6,680.
Temperature: 75 and Clear.

SEATTLE SOUNDERS FC (6-4-7) VS TORONTO FC (2-6-9)

DATE: June 18, 2011 – BMO Field

GOALS BY PERIOD	1	2	TOT
Seattle	0	1	1
Toronto FC	0	0	0

SCORING SUMMARY:
SEA – Montero 3 (free kick) 90

SEATTLE SOUNDERS FC – Kasey Keller, James Riley, Tyson Wahl, Jeff Parke, Jhon Kennedy Hurtado (Ejected 49), Brad Evans (Erik Friberg 71), Mauro Rosales, Osvaldo Alonso, Lamar Neagle (Zach Scott 52), Mike Fucito (Alvaro Fernandez 69), Fredy Montero.

TOTAL SHOTS: 10 (Alonso 3);**SHOTS ON GOAL:** 3 (3 tied with 1);**FOULS:** 10 (Hurtado 4, Montero 4);**OFFSIDE:** 0;**CORNER KICKS:** 4;**SAVES:** Keller 2;**CAUTIONS:** Hurtado 34;**EJECTIONS:** Hurtado 49.

TORONTO FC – Stefan Frei, Richard Eckersley, Danleigh Borman, Ty Harden, Doneil Henry, Alen Stevanovic (Javier Martina 71), Nathan Sturgis (Oscar Cordon 45), Mikael Yourassowsky (Dan Gargan 91+), Nick Soolsma, Maicon Santos, Joao Plata.

TOTAL SHOTS: 18 (dos Santos 6);**SHOTS ON GOAL:** 2 (dos Santos 1, Soolsma 1);**FOULS:** 18 (Cordon 4);**OFFSIDE:** 0;**CORNER KICKS:** 5;**SAVES:** Frei 2;**CAUTIONS:** Harden 18, Borman 26, Yourassowsky 65, Cordon 94+;**EJECTIONS:** None.

Referee: Yader Reyes
Referee's Assistants: Craig Lowry, Corey Rockwell
4th Official: Fotis Bazakos.
Attendance: 21,839.
Temperature: 75 and Sunny.

TORONTO FC (2-7-9) VS REAL SALT LAKE (7-3-5)

DATE: June 25, 2011 – Rio Tinto Stadium

GOALS BY PERIOD	1	2	TOT
Toronto FC	0	1	1
Real Salt Lake	2	1	3

SCORING SUMMARY:
RSL – Borchers 1 (Beckerman 2) 39
RSL – Saborio 1 (Russell 1, Beckerman 3) 42
RSL – Saborio 2 (Russell 2) 60
TOR – Maicon Santos 6 (Soolsma 3) 66

TORONTO FC – Stefan Frei, Richard Eckersley, Danleigh Borman, Ty Harden, Doneil Henry, Dan Gargan (Nick Soolsma 66), Nathan Sturgis, Gianluca Zavarise, Joao Plata (Mikael Yourassowsky 45), Maicon Santos, Javier Martina (Matt Stinson 45).

TOTAL SHOTS: 6 (dos Santos 3);**SHOTS ON GOAL:** 1 (dos Santos 1);**FOULS:** 11 (4 tied with 2);**OFFSIDE:** 2;**CORNER KICKS:** 4;**SAVES:** Frei 7;**CAUTIONS:** Eckersley 58;**EJECTIONS:** None.

REAL SALT LAKE – Nick Rimando, Robbie Russell, Tony Beltran, Jamison Olave, Nat Borchers, Ned Grabavoy



2011 MLS GAME BY GAME SUMMARY





2011 MLS GAME BY GAME SUMMARY

(Nelson Gonzalez 67), Collen Warner (Andy Williams 57), Kyle Beckerman, Will Johnson, Luis Gil, Alvaro Saborio (Jean Alexandre 81)

TOTAL SHOTS: 19 (Beckerman 5); **SHOTS ON GOAL:** 10 (3 tied with 2); **FOULS:** 14 (Johnson 3); **OFFSIDE:** 1; **CORNER KICKS:** 6; **SAVES:** None; **CAUTIONS:** Warner 48, Alexandre 84, Johnson 85; **EJECTIONS:** None.

Referee: Niko Bratsis
Referee's Assistants: Craig Lowry, Peter Manikowski
4th Official: Ricardo Salazar.
Attendance: 15,077.
Temperature: 83 and Cloudy.

VANCOUVER WHITECAPS FC (2-8-8) VS TORONTO FC (3-7-9)

DATE: June 29, 2011 – BMO Field

GOALS BY PERIOD	1	2	TOT
Vancouver	0	2	0
Toronto FC	0	1	1

SCORING SUMMARY:

TOR – Soolsma 1 (penalty kick) 54

VANCOUVER WHITECAPS FC – Jay Nolly, Wes Knight, Blake Wagner, Greg Janicki, Michael Boxall, Shea Salinas (Nizar Khalifan 77), Jeb Brovsky (Eric Hassli 45), Russell Teibert (Camilo 58), Gershon Koffie, Peter Vagenas, Omar Salgado.

TOTAL SHOTS: 9 (3 tied with 2); **SHOTS ON GOAL:** 0 (30 tied with 0); **FOULS:** 11 (Janicki 3); **OFFSIDE:** 2; **CORNER KICKS:** 7; **SAVES:** Nolly 1; **CAUTIONS:** Boxall 27; **EJECTIONS:** None.

TORONTO FC – Stefan Frei, Richard Eckersley, Danleigh Borman, Dan Gargan, Ty Harden, Gianluca Zavarise (Matt Stinson 73), Nathan Sturgis, Mikael Yourassowsky, Nick Soolsma, Javier Martina (Ashtone Morgan 87), Joao Plata (Demitrius Omphroy 92+).

TOTAL SHOTS: 9 (Plata 3); **SHOTS ON GOAL:** 2 (Martina 1, Soolsma 1); **FOULS:** 11 (Martina 2, Zavarise 2); **OFFSIDE:** 1; **CORNER KICKS:** 3; **SAVES:** None; **CAUTIONS:** Plata 89; **EJECTIONS:** None.

Referee: Mark Geiger
Referee's Assistants: Steven Taylor, Anthony Vasoli
4th Official: Alex Prus.
Attendance: 19,816.
Temperature: 73 and Clear.

TORONTO FC (3-8-9) VS NEW YORK RED BULLS (6-3-10)

DATE: July 6, 2011 – Red Bull Arena

GOALS BY PERIOD	1	2	TOT
Toronto FC	0	0	0
New York	2	3	5

SCORING SUMMARY:

NY – Henry 9 (Solli 5) 33
NY – Rodgers 6 (Solli 6) 38
NY – Lindpere 5 (Richards 4) 52
NY – Agudelo 3 (Lindpere 4) 67
NY – Agudelo 4 (Lindpere 5) 89

TORONTO FC – Stefan Frei, Dan Gargan, Danleigh Borman (Ashtone Morgan 45), Ty Harden, Richard Eckersley, Nathan Sturgis, Tony Tchani (Matt Stinson 57), Mikael Yourassowsky (Gianluca Zavarise 68), Nick Soolsma, Javier Martina, Joao Plata.

TOTAL SHOTS: 8 (Plata 4); **SHOTS ON GOAL:** 5 (Plata 3); **FOULS:** 8 (Harden 2); **OFFSIDE:** 2; **CORNER KICKS:** 3; **SAVES:** Frei 3; **CAUTIONS:** Soolsma 62; **EJECTIONS:** None.

NEW YORK RED BULLS – Greg Sutton, Jan Gunnar Solli, Roy Miller, Tim Ream, Carlos Mendes, Dane Richards, Thierry Henry, Joel Lindpere, Dax McCarty, Teemu Tainio (Mehdi Ballouchy 80), Luke Rodgers (Juan Agudelo 56).

TOTAL SHOTS: 17 (Rodgers 4); **SHOTS ON GOAL:** 8 (Agudelo 3); **FOULS:** 6 (Rodgers 3); **OFFSIDE:** 3; **CORNER KICKS:** 5; **SAVES:** Sutton 5; **CAUTIONS:** Rodgers 39, Tainio 59; **EJECTIONS:** None.

Referee: Geoff Gamble
Referee's Assistants: Daniel Belleau, Eric Proctor
4th Official: Alex Prus.
Attendance: 15,269.
Temperature: 85 and Partly Cloudy.

TORONTO FC (3-9-9) VS HOUSTON DYNAMO (5-6-8)

DATE: July 9, 2011 – Robertson Stadium

GOALS BY PERIOD	1	2	TOT
Toronto FC	0	0	0
Houston	0	2	2

SCORING SUMMARY:

HOU – Cruz 1 (Ching 1) 50
HOU – Cameron 3 (unassisted) 81

TORONTO FC – Stefan Frei, Dan Gargan, Danleigh Borman (Gianluca Zavarise 59), Ty Harden, Richard Eckersley, Jacob Peterson (Nick Soolsma 69), Tony Tchani, Mikael Yourassowsky, Javier Martina, Alan Gordon, Joao Plata.

TOTAL SHOTS: 5 (5 tied with 1); **SHOTS ON GOAL:** 0 (30 tied with 0); **FOULS:** 13 (Gordon 5); **OFFSIDE:** 0; **CORNER KICKS:** 2; **SAVES:** Frei 4; **CAUTIONS:** Eckersley 31, Gordon 64, Yourassowsky 68; **EJECTIONS:** None.

HOUSTON DYNAMO – Tally Hall, Kofi Sarkodie, Corey Ashe, Jermaine Taylor, Andre Hainault, Danny Cruz, Je-Vaughn Watson (Lovel Palmer 83), Geoff Cameron, Brad Davis (Colin Clark 65), Will Bruin, Brian Ching (Cam Weaver 78).

TOTAL SHOTS: 13 (Bruin 5); **SHOTS ON GOAL:** 6 (Bruin 2); **FOULS:** 9 (3 tied with 2); **OFFSIDE:** 2; **CORNER KICKS:** 3; **SAVES:** None; **CAUTIONS:** Cruz 85; **EJECTIONS:** None.

Referee: Hilario Grajeda
Referee's Assistants: Brian Poeschel, Steven Taylor
4th Official: Ismail Elfith.
Attendance: 19,085.
Temperature: 90 and Clear.

FC DALLAS (11-5-5) VS TORONTO FC (3-10-9)

DATE: July 20, 2011 – BMO Field

GOALS BY PERIOD	1	2	TOT
FC Dallas	0	1	1
Toronto FC	0	0	0

SCORING SUMMARY:

DAL – Shea 9 (D. Hernandez 4) 48

FC DALLAS – Kevin Hartman, Jackson, Jair Benitez, Ugo Ihemelu, George John, Eric Avila (Andrew Jacobson 63), Ricardo Villar (Bobby Warshaw 80), Brek Shea, Daniel Hernandez, Eric Alexander (Bruno Guardia 71), Marvin Chavez.

TOTAL SHOTS: 20 (Shea 5); **SHOTS ON GOAL:** 3 (Shea 2); **FOULS:** 10 (Benitez 3); **OFFSIDE:** 1; **CORNER KICKS:** 3; **SAVES:** Hartman 5; **CAUTIONS:** Goncalves 40, D. Hernandez 85; **EJECTIONS:** None.

TORONTO FC – Stefan Frei, Eddy Viator, Danleigh Borman, Andy Iro, Ty Harden, Nathan Sturgis (Nick Soolsma 56), Torsten Frings, Mikael Yourassowsky (Maicon Santos 54), Ryan Johnson, Danny Koeversmans, Joao Plata (Gianluca Zavarise 70).

TOTAL SHOTS: 11 (dos Santos 3, Koeversmans 3); **SHOTS ON GOAL:** 5 (Koeversmans 2); **FOULS:** 13 (Iro 4); **OFFSIDE:** 5; **CORNER KICKS:** 5; **SAVES:** Frei 2; **CAUTIONS:** Viator 15, Iro 77; **EJECTIONS:** None.

Referee: Hilario Grajeda
Referee's Assistants: Paul Scott, Corey Parker
4th Official: Daniel Fitzgerald.
Attendance: 21,087.
Temperature: 81 and Clear.

TORONTO FC (3-11-9) VS SPORTING KANSAS CITY (6-6-8)

DATE: July 23, 2011 – Livestrong Sporting Park

GOALS BY PERIOD	1	2	TOT
Toronto FC	0	2	2
Sporting KC	3	1	4

SCORING SUMMARY:

KC – Kamara 4 (unassisted) 28
KC – Kamara 5 (Espinoza 3, Sapong 4) 33
KC – Bravo 5 (Jefferson 1) 37
TOR – Koeversmans 1 (Johnson 3) 50
KC – Bravo 6 (Myers 1, Zusi 4) 64
TOR – Johnson 1 (unassisted) 72

TORONTO FC – Stefan Frei, Richard Eckersley, Mikael Yourassowsky (Ashtone Morgan 58), Eddy Viator, Andy Iro, Maicon Santos (Matt Stinson 44), Torsten Frings (Doneil Henry 80), Gianluca Zavarise, Nick Soolsma, Danny Koeversmans, Ryan Johnson.

TOTAL SHOTS: 14 (Johnson 4); **SHOTS ON GOAL:** 5 (Johnson 3); **FOULS:** 12 (4 tied with 2); **OFFSIDE:** 2; **CORNER KICKS:** 7; **SAVES:** Frei 6; **CAUTIONS:** Viator 31, Stinson 68; **EJECTIONS:** None.

SPORTING KANSAS CITY – Jimmy Nielsen, Chance Myers, Seth Sinovic, Aurelien Collin (Daneil Cyrus 62), Matt Besler, Jefferson, Julio Cesar (Graham Zusi 58), Roger Espinoza, Kei Kamara, C.J. Sapong (Teal Bunbury 53), Omar Bravo.

TOTAL SHOTS: 16 (Kamara 6); **SHOTS ON GOAL:** 10 (Bravo 3, Kamara 3); **FOULS:** 11 (Espinoza 3); **OFFSIDE:** 4; **CORNER KICKS:** 2; **SAVES:** Nielsen 3; **CAUTIONS:** Kamara 66, Zusi 76; **EJECTIONS:** None.

Referee: Chris Penso
Referee's Assistants: Craig Lowry, Mike Rottersman
4th Official: Landis Wiley.
Attendance: 16,382.
Temperature: Clear.

2011 MLS GAME BY GAME SUMMARY



TORONTO FC (3-11-10) VS PORTLAND TIMBERS (6-10-4)

DATE: July 30, 2011 – Jeld-Wen Field

GOALS BY PERIOD	1	2	TOT
Toronto FC	0	2	2
Portland	1	1	2

SCORING SUMMARY:

POR – Johnson 1 (Chara 2, Zizzo 1) 23
POR – Jewsbury 6 (penalty kick) 57
TOR – Marosevic 1 (unassisted) 71
TOR – Koeversmans 2 (Plata 3) 81

TORONTO FC – Stefan Frei, Richard Eckersley, Ashtone Morgan, Andy Iro, Ty Harden (Javier Martina 69), Ryan Johnson, Torsten Frings, Julian de Guzman (Terry Dunfield 62), Joao Plata, Danny Koeversmans, Nick Soolsma (Peri Marosevic 45).

TOTAL SHOTS: 17 (Koeversmans 5); **SHOTS ON GOAL:** 6 (Koeversmans 2, Marosevic 2); **FOULS:** 12 (Iro 3); **OFFSIDE:** 0; **CORNER KICKS:** 1; **SAVES:** Frei 9; **CAUTIONS:** Harden 39; **EJECTIONS:** None.

PORTLAND TIMBERS – Troy Perkins, Lovel Palmer, Mike Chabala, David Horst, Eric Brunner, Sal Zizzo, Kalif Alhassan (Kenny Cooper 74), Jack Jewsbury, Diego Chara, Darlington Nagbe (Jorge Perlaza 82), Eddie Johnson.

TOTAL SHOTS: 20 (Alhassan 4); **SHOTS ON GOAL:** 11 (Johnson 2, Nagbe 2); **FOULS:** 8 (Chara 3); **OFFSIDE:** 2; **CORNER KICKS:** 4; **SAVES:** Perkins 4; **CAUTIONS:** Chara 46+, Chabala 51; **EJECTIONS:** None.

Referee: Kevin Stott
Referee's Assistants: Adam Wienckowski, Brian Poeschel
4th Official: Matthew Foerster.
Attendance: 18,627.
Temperature: 83 and Sunny.

TORONTO FC (3-11-11) VS D.C. UNITED (6-6-9)

DATE: August 6, 2011 – RFK Stadium

GOALS BY PERIOD	1	2	TOT
Toronto FC	0	3	3
D.C. United	1	2	3

SCORING SUMMARY:

DC – De Rosario 7 (Quaranta 1) 19
TOR – Marosevic 2 (unassisted) 52
DC – De Rosario 8 (unassisted) 64
TOR – de Guzman 1 (Morgan 1) 69
TOR – Koeversmans 3 (Plata 4) 86
DC – De Rosario 9 (penalty kick) 88

TORONTO FC – Stefan Frei, Richard Eckersley (Matt Stinson 51), Ashtone Morgan, Andy Iro, Doneil Henry (Peri Marosevic 45), Eric Avila, Torsten Frings, Terry Dunfield (Julian de Guzman 55), Ryan Johnson, Danny Koeversmans, Joao Plata.

TOTAL SHOTS: 20 (Plata 7); **SHOTS ON GOAL:** 7 (Koeversmans 2); **FOULS:** 12 (Iro 4); **OFFSIDE:** 4; **CORNER KICKS:** 5; **SAVES:** Frei 3; **CAUTIONS:** None; **EJECTIONS:** None.

D.C. UNITED – Bill Hamid (Ejected 7), Perry Kitchen, Daniel Woolard, Brandon McDonald (Ethan White 69), Dejan Jakovic, Santino Quaranta, Dwayne De Rosario, Chris Pontius, Stephen King, Clyde Simms, Josh Wolff (Austin da Luz 60).



2011 MLS GAME BY GAME SUMMARY

TOTAL SHOTS: 13 (De Rosario 9);**SHOTS ON GOAL:** 6 (De Rosario 5);**FOULS:** 7 (De Rosario 3);**OFFSIDE:** 3;**CORNER KICKS:** 4;**SAVES:** Cronin 4;**CAUTIONS:** De Rosario 7;**EJECTIONS:** Hamid 7.

Referee: Jasen Anno
Referee's Assistants: Brian Poeschel, Bill Dittmar
4th Official: Andrew Chapin.
Attendance: 11,684.
Temperature: 84 and Cloudy.

REAL SALT LAKE (10-6-6) VS TORONTO FC (4-11-11)

DATE: August 13, 2011 – BMO Field

GOALS BY PERIOD	1	2	TOT
Real Salt Lake	0	0	0
Toronto FC	0	1	1

SCORING SUMMARY:

TOR – Plata 3 (Stinson 1) 77

REAL SALT LAKE – Nick Rimando, Robbie Russell (Paulo Araujo Jr. 81), Chris Wingert (Tony Beltran 32), Chris Schuler, Nat Borchers, Will Johnson, Luis Gil, Kyle Beckerman, Andy Williams (Arturo Alvarez 76), Fabian Espindola, Alvaro Saborio.

TOTAL SHOTS: 16 (Saborio 5);**SHOTS ON GOAL:** 4 (Johnson 2, Saborio 2);**FOULS:** 8 (Espindola 3);**OFFSIDE:** 4;**CORNER KICKS:** 7;**SAVES:** Rimando 3;**CAUTIONS:** Johnson 54, Williams 62;**EJECTIONS:** None.

TORONTO FC – Milos Kocic, Torsten Frings, Andy Iro (Ty Harden 65), Richard Eckersley, Matt Stinson (Doneil Henry 77), Danleigh Borman, Julian de Guzman, Eric Avila, Danny Koeversmans (Javier Martina 74), Peri Marosevic, Joao Plata.

TOTAL SHOTS: 11 (Marosevic 3, Plata 3);**SHOTS ON GOAL:** 4 (Plata 2);**FOULS:** 8 (de Guzman 2, Eckersley 2);**OFFSIDE:** 1;**CORNER KICKS:** 3;**SAVES:** Kocic 4;**CAUTIONS:** None;**EJECTIONS:** None.

Referee: Mark Kadlecik
Referee's Assistants: James Conlee, Colin Arblaster
4th Official: Sorin Stoica.
Attendance: 21,644.
Temperature: 77 and Clear.

TORONTO FC (4-12-11) VS CHICAGO FIRE (3-7-15)

DATE: August 21, 2011 – Toyota Park

GOALS BY PERIOD	1	2	TOT
Toronto FC	0	0	0
Chicago	1	1	2

SCORING SUMMARY:

CHI – Oduro 8 (Segares 3) 16
CHI – Gargan 1 (Pardo 1) 69

TORONTO FC – Milos Kocic, Richard Eckersley, Danleigh Borman (Ashtone Morgan 80), Torsten Frings, Andy Iro, Peri Marosevic, Julian de Guzman (Mikael Yourassowsky 61), Matt Stinson, Ryan Johnson, Javier Martina (Nathan Sturgis 45), Joao Plata.

TOTAL SHOTS: 13 (Stinson 4);**SHOTS ON GOAL:** 6 (Yourassowsky 3);**FOULS:** 10 (de Guzman 3);**OFFSIDE:** 1;**CORNER KICKS:** 5;**SAVES:** Kocic 11;**CAUTIONS:** Borman 77;**EJECTIONS:** None.

CHICAGO FIRE – Sean Johnson, Dan Gargan, Gonzalo

Segares, Cory Gibbs, Jalil Anibaba, Logan Pause, Pavel Pardo, Sebastian Grazzini (Cristian Nazari 89), Marco Pappa (Orr Barouch 73), Patrick Nyarko, Dominic Oduro (Baggio Husidic 91+).

TOTAL SHOTS: 17 (3 tied with 3);**SHOTS ON GOAL:** 13 (Nyarko 3, Pappa 3);**FOULS:** 10 (Anibaba 3);**OFFSIDE:** 1;**CORNER KICKS:** 7;**SAVES:** Johnson 6;**CAUTIONS:** None;**EJECTIONS:** None.

Referee: Paul Ward
Referee's Assistants: Anthony Vasoli, Steven Taylor
4th Official: Landis Wiley.
Attendance: 12,020.
Temperature: 78 and Clear.

SAN JOSE EARTHQUAKES (5-10-11) VS TORONTO FC (4-12-12)

DATE: August 27, 2011 – BMO Field

GOALS BY PERIOD	1	2	TOT
San Jose	0	1	1
Toronto FC	1	0	1

SCORING SUMMARY:

TOR – Avila 2 (unassisted) 32
SJ – Wondolowski 9 (Burling 1, Peterson 3) 87

SAN JOSE EARTHQUAKES – Jon Busch, Chris Leitch, Justin Morrow, Jason Hernandez, Bobby Burling, Joey Gjertsen (Jacob Peterson 66), Bobby Convey, Ramiro Corrales, Rafael Baca (Matt Luzunaris 83), Chris Wondolowski, Simon Dawkins (Khari Stephenson 66).

TOTAL SHOTS: 18 (Wondolowski 7);**SHOTS ON GOAL:** 3 (Wondolowski 3);**FOULS:** 9 (Convey 4);**OFFSIDE:** 6;**CORNER KICKS:** 7;**SAVES:** Busch 3;**CAUTIONS:** Burling 31, Convey 37;**EJECTIONS:** None.

TORONTO FC – Milos Kocic, Richard Eckersley, Ashtone Morgan, Andy Iro, Ty Harden, Julian de Guzman, Torsten Frings, Eric Avila (Eddy Viator 84), Peri Marosevic (Matt Stinson 58), Ryan Johnson, Joao Plata (Danleigh Borman 88).

TOTAL SHOTS: 8 (Frings 2, Harden 2);**SHOTS ON GOAL:** 4 (Frings 2);**FOULS:** 14 (de Guzman 3, Eckersley 3);**OFFSIDE:** 5;**CORNER KICKS:** 3;**SAVES:** Kocic 2;**CAUTIONS:** None;**EJECTIONS:** None.

Referee: Terry Vaughn
Referee's Assistants: George Gansner, Eric Boria
4th Official: Geoff Gamble.
Attendance: 21,117.
Temperature: 77 and Clear.

TORONTO FC (5-12-12) VS COLUMBUS CREW (11-9-7)

DATE: September 10, 2011 – Columbus Crew Stadium

GOALS BY PERIOD	1	2	TOT
Toronto FC	2	2	4
Columbus	0	2	2

SCORING SUMMARY:

TOR – Soolsma 2 (Frings 1) 21
TOR – Johnson 2 (Plata 5) 42
CLB – Heinemann 3 (Rogers 6, Ekpo 2) 67
TOR – de Guzman 2 (unassisted) 83
CLB – Mendoza 9 (Heinemann 1, Cunningham 1) 87
TOR – Koeversmans 4 (de Guzman 2) 92+

2011 MLS GAME BY GAME SUMMARY

TORONTO FC – Stefan Frei (Milos Kocic 66), Richard Eckersley, Ashtone Morgan, Andy Iro, Ty Harden, Julian de Guzman, Torsten Frings, Eric Avila, Nick Soolsma (Matt Stinson 80), Ryan Johnson (Danny Koeversmans 87), Joao Plata.

TOTAL SHOTS: 13 (Johnson 4);**SHOTS ON GOAL:** 8 (Johnson 3);**FOULS:** 10 (4 tied with 2);**OFFSIDE:** 1;**CORNER KICKS:** 7;**SAVES:** Frei 3, Kocic 1;**CAUTIONS:** Harden 38, Avila 82;**EJECTIONS:** None.

COLUMBUS CREW – William Hesmer, Sebastian Miranda, Josh Gardner, Chad Marshall, Julius James, Robbie Rogers, Dilly Duka (Jeff Cunningham 74), Emmanuel Ekpo, Rich Balchan (Kevin Burns 80), Andres Mendoza, Emilio Renteria (Tommy Heinemann 66).

TOTAL SHOTS: 13 (Mendoza 4);**SHOTS ON GOAL:** 6 (Mendoza 2);**FOULS:** 14 (Ekpo 3);**OFFSIDE:** 1;**CORNER KICKS:** 5;**SAVES:** Hesmer 4;**CAUTIONS:** Miranda 73;**EJECTIONS:** None.

Referee: Jair Marrufo
Referee's Assistants: C.J. Morgante, Frank Anderson
4th Official: Jasen Anno.
Attendance: 13,058.
Temperature: 73 and Partly Cloudy.

COLORADO RAPIDS (10-9-11) VS TORONTO FC (6-12-12)

DATE: September 17, 2011 – BMO Field

GOALS BY PERIOD	1	2	TOT
Colorado	0	1	1
Toronto FC	0	2	2

SCORING SUMMARY:

TOR – Koeversmans 5 (Morgan 2) 52
TOR – Koeversmans 6 (Soolsma 4) 60
COL – Nyassi 5 (unassisted) 69

COLORADO RAPIDS – Matt Pickens, Kosuke Kimura (Macoumba Kandji 84), Miguel Comminges (Tyrone Marshall 69), Drew Moor, Marvell Wynne, Brian Mullan, Wells Thompson (Caleb Folan 59), Pablo Mastroeni, Jeff Larentowicz, Sanna Nyassi, Omar Cummings.

TOTAL SHOTS: 14 (4 tied with 3);**SHOTS ON GOAL:** 5 (Moor 2, Nyassi 2);**FOULS:** 19 (Nyassi 5);**OFFSIDE:** 4;**CORNER KICKS:** 3;**SAVES:** Pickens 1;**CAUTIONS:** Nyassi 68;**EJECTIONS:** None.

TORONTO FC – Milos Kocic, Richard Eckersley, Ashtone Morgan, Andy Iro, Ty Harden, Julian de Guzman, Torsten Frings, Eric Avila (Mikael Yourassowsky 88), Nick Soolsma (Terry Dunfield 80), Danny Koeversmans (Matt Stinson 74), Ryan Johnson.

TOTAL SHOTS: 10 (Johnson 3);**SHOTS ON GOAL:** 3 (Koeversmans 2);**FOULS:** 15 (de Guzman 4);**OFFSIDE:** 2;**CORNER KICKS:** 2;**SAVES:** Kocic 2;**CAUTIONS:** de Guzman 38;**EJECTIONS:** None.

Referee: Mark Kadlecik
Referee's Assistants: Claudio Badea, Brian Poeschel
4th Official: Mark Geiger.
Attendance: 20,318.
Temperature: 59 and Partly Cloudy.

TORONTO FC (6-13-12) VS CHIVAS USA (8-12-11)

DATE: September 24, 2011 – The Home Depot Center

GOALS BY PERIOD	1	2	TOT
Toronto FC	0	0	0
Chivas USA	1	2	3

SCORING SUMMARY:

CHV – Angel 8 (Jazic 7, Braun 5) 12
CHV – Braun 8 (Umana 1, Mondaini 1) 71
CHV – Angel 9 (Zemanski 4) 77

TORONTO FC – Stefan Frei, Richard Eckersley, Ashtone Morgan, Andy Iro, Ty Harden, Julian de Guzman (Terry Dunfield 45), Torsten Frings, Eric Avila, Nick Soolsma, Danny Koeversmans (Danleigh Borman 84), Ryan Johnson (Peri Marosevic 73).

TOTAL SHOTS: 4 (Johnson 2);**SHOTS ON GOAL:** 2 (Johnson 1, Koeversmans 1);**FOULS:** 15 (Eckersley 4);**OFFSIDE:** 2;**CORNER KICKS:** 1;**SAVES:** Frei 6;**CAUTIONS:** Morgan 9, Eckersley 27, Iro 43;**EJECTIONS:** None.

CHIVAS USA – Dan Kennedy, Michael Umana, Ante Jazic, David Junior Lopes, Andrew Boyens, Justin Braun (Michael Lahoud 78), Nick LaBrocca, Ben Zemanski, Laurent Courtois (Marcos Mondaini 64), Juan Pablo Angel, Alejandro Moreno.

TOTAL SHOTS: 14 (Angel 9);**SHOTS ON GOAL:** 9 (Angel 5);**FOULS:** 12 (Angel 3, Courtois 3);**OFFSIDE:** 3;**CORNER KICKS:** 9;**SAVES:** Kennedy 2;**CAUTIONS:** Zemanski 54;**EJECTIONS:** None.

Referee: Kevin Stott
Referee's Assistants: Brian Poeschel, Jason Cullum
4th Official: Geoff Gamble.
Attendance: 14,357.
Temperature: 65 and Cloudy.

NEW YORK RED BULLS (8-7-16) VS TORONTO FC (6-13-13)

DATE: October 1, 2011 – BMO Field

GOALS BY PERIOD	1	2	TOT
New York	0	1	1
Toronto FC	0	1	1

SCORING SUMMARY:

TOR – Koeversmans 7 (Johnson 4) 50
NY – Henry 13 (McCarty 5) 88

NEW YORK RED BULLS – Frank Rost, Jan Gunnar Solli, Roy Miller, Tim Ream, Stephen Keel (Juan Agudelo 81), Dane Richards, Joel Lindpere, Teemu Tainio, Rafael Marquez (Dax McCarty 79), Luke Rodgers, Thierry Henry.

TOTAL SHOTS: 14 (Rodgers 3);**SHOTS ON GOAL:** 6 (Henry 2, Rodgers 2);**FOULS:** 9 (Richards 3);**OFFSIDE:** 5;**CORNER KICKS:** 9;**SAVES:** Rost 4;**CAUTIONS:** Keel 78;**EJECTIONS:** None.

TORONTO FC – Milos Kocic, Matt Stinson, Ashtone Morgan, Andy Iro, Ty Harden, Eric Avila, Torsten Frings, Terry Dunfield, Peri Marosevic (Nick Soolsma 65), Danny Koeversmans (Danleigh Borman 71), Ryan Johnson (Doneil Henry 85).

TOTAL SHOTS: 15 (Avila 4, Koeversmans 4);**SHOTS ON GOAL:** 5 (Avila 2, Koeversmans 2);**FOULS:** 5 (Dunfield 2);**OFFSIDE:** 1;**CORNER KICKS:** 5;**SAVES:** Kocic 5;**CAUTIONS:** None;**EJECTIONS:** None.



2011 MLS GAME BY GAME SUMMARY

Referee: Hilario Grajeda
 Referee's Assistants: George Gansner, Eric Boria
 4th Official: Jose Carlos Rivero.
 Attendance: 20,132.
 Temperature: 50 and Clear.

TORONTO FC (6-13-14) VS PHILADELPHIA UNION (11-7-15)

DATE: October 15, 2011 – PPL Park

GOALS BY PERIOD	1	2	TOT
Toronto FC	0	1	1
Philadelphia	1	0	1

SCORING SUMMARY:

PHI – Le Toux 11 (Mapp 4) 43
 TOR – Johnson 3 (Soolsma 5) 57

TORONTO FC – Milos Kocic, Doneil Henry (Kyle Davies 69), Ashtone Morgan, Andy Iro, Ty Harden, Eric Avila, Torsten Frings (Nathan Sturgis 54), Matt Stinson, Nick Soolsma, Ryan Johnson, Joao Plata (Gianluca Zavarise 59).

TOTAL SHOTS: 12 (Johnson 4, Soolsma 4); **SHOTS ON GOAL:** 3 (Soolsma 2); **FOULS:** 7 (Johnson 2, Stinson 2); **OFFSIDE:** 2; **CORNER KICKS:** 4; **SAVES:** Kocic 5; **CAUTIONS:** Iro 44; **EJECTIONS:** None.

PHILADELPHIA UNION – Faryd Mondragon, Sheanon Williams, Gabriel Farfan, Carlos Valdes, Danny Califf, Michael Farfan, Veljko Paunovic (Danny Mwanga 72), Brian Carroll, Justin Mapp (Roger Torres 76), Freddy Adu (Jack McInerney 63), Sebastien Le Toux.

TOTAL SHOTS: 14 (Williams 3); **SHOTS ON GOAL:** 6 (Williams 2); **FOULS:** 11 (Adu 3); **OFFSIDE:** 5; **CORNER KICKS:** 5; **SAVES:** Mondragon 2; **CAUTIONS:** None; **EJECTIONS:** None

Referee: Silviu Petrescu
 Referee's Assistants: Eric Proctor, Daniel Belleau
 4th Official: Drew Fischer.
 Attendance: 19,178.
 Temperature: 65 and Sunny.

NEW ENGLAND REVOLUTION (5-16-13) VS TORONTO FC (6-13-15)

DATE: October 22, 2011 – BMO Field

GOALS BY PERIOD	1	2	TOT
New England	1	1	2
Toronto FC	1	1	2

SCORING SUMMARY:

TOR – Soolsma 3 (Koevertmans 1, de Guzman 3) 20
 NE – Zerka 2 (Benny Feilhaber 6) 40
 NE – Caraglio 3 (Benny Feilhaber 7) 46
 TOR – Koevertmans 8 (Zavarise 1, Avila 3) 83

NEW ENGLAND REVOLUTION – Bobby Shuttleworth, Kevin Alston, Chris Tierney (Ejected 94+), Franco Coria, Darius Barnes, Ryan Guy, Monsef Zerka (Kenny Mansally 85), Shalrie Joseph, Benny Feilhaber, Rajko Lekic (Zack Schilawski 73), Milton Caraglio.

TOTAL SHOTS: 15 (Caraglio 6); **SHOTS ON GOAL:** 7 (Zerka 3); **FOULS:** 8 (Feilhaber 4); **OFFSIDE:** 6; **CORNER KICKS:** 6; **SAVES:** Shuttleworth 3; **CAUTIONS:** Tierney 70, Caraglio 88; **EJECTIONS:** Tierney 94+.

TORONTO FC – Milos Kocic, Ty Harden, Ashtone Morgan, Andy Iro, Torsten Frings, Nick Soolsma, Julian de Guzman (Terry Dunfield 55), Matt Stinson, Ryan Johnson (Eric Avila 28), Danny Koevertmans, Joao Plata (Gianluca Zavarise 74).

TOTAL SHOTS: 14 (Koevertmans 5); **SHOTS ON GOAL:** 5 (Koevertmans 3); **FOULS:** 13 (Morgan 3); **OFFSIDE:** 3; **CORNER KICKS:** 6; **SAVES:** Kocic 5; **CAUTIONS:** None; **EJECTIONS:** None.

Referee: Michael Kennedy
 Referee's Assistants: Paul Scott, Adam Garner
 4th Official: Geoff Gamble.
 Attendance: 21,600.
 Temperature: 50.

2011 NUTRILITE CANADIAN CHAMPIONSHIP



April 27
Commonwealth Stadium
Edmonton, AB

TORONTO FC (3) – FC EDMONTON (0)

SCORING SUMMARY:

TOR – Maicon Santos 35' 61'
 TOR – Alan Gordon 47'

MISCONDUCT SUMMARY:

TOR – Alan Gordon (Caution) 43'
 TOR – Maicon Santos (Caution) 68'
 EDM – Eddy Sidra (Caution) 90'
 EDM – Shaun Saiko (Ejection) 23'

LINEUPS

TORONTO FC – Stefan Frei; Richard Eckersley (Dan Gargan 46'), Dicoy Williams, Ty Harden, Danleigh Borman; Mikael Yourassowsky, Oscar Cordon, Tony Tchani, Alan Gordon (Jacob Peterson 59'), Maicon Santos, Joao Plata (Nick Soolsma 64')

FC EDMONTON – Rein Baart; Alex Surprenant, Paul Hamilton, Antonio Rago (Andre Duberry 75'), Shaun Saiko; Chris Lemire (Sam Lam 64'), Conrad Smith, Chris Kooy, Dominic Oppong, Kyle Porter, Kyle Yamada (Eddy Sidra 46')

Referee: Paul Ward
 Assistants: Darren Clark, Kevin Duliba
 Attendance: 5,781

May 4
BMO Field
Toronto, ON

TORONTO FC (1) – FC EDMONTON (0)

SCORING SUMMARY:

TOR – Gordon 21'

MISCONDUCT SUMMARY:

TOR – Mikael Yourassowsky (Caution) 60'

LINEUPS

TORONTO FC – Stefan Frei, Danleigh Borman, Adrian Cann, Ty Harden, Ricahrd Eckersley, Mikael Yourassowsky, Julian de Guzman (Matt Gold 72'), Tony Tchani (Nick Soolsma 72'), Joao Plata, Alan Gordon (Maicon Santos 65'), Jacob Peterson. Substitutes not used: Milos Kocic, Dicoy Williams, Oscar Cordon, Javier Martina

FC EDMONTON – Lance Parker, Niko Saler, Paul Hamilton, Dominic Oppong (Mutanda Kwesele 73'), Antonio Rago, Kyle Yamada, Chris Kooy, Sam Lam, Kyle Porter, Daniel Antoniuk (Shawn Chin 85'), Conrad Smith (Paul Craig 62'). Substitutes not used: Jasminder Gill, Alex Surprenant, John Jonke, Eddy Sidra

Referee: Mauricio Navarro
 Assistants: Hector Vergara, Bedik Charchafian
 Attendance: 17,937

May 18
Empire Field
Vancouver, BC

TORONTO FC (1) – VANCOUVER WHITECAPS FC (1)

SCORING SUMMARY:

VAN – Eric Hassli (Davide Chiumiento) 64'
 TOR – Maicon Santos (Nick Soolsma) 73'

MISCONDUCT SUMMARY:

TOR -- Dicoy Williams, (caution) 52'
 VAN – Gershon Koffie, (caution) 68'
 VAN – Terry Dunfield, (caution) 77'

LINEUPS

TORONTO FC – Stefan Frei; Richard Eckersley, Dicoy Williams, Adrian Cann, Dan Gargan; Jacob Peterson (Matt Gold 33'), Julian de Guzman, Tony Tchani (Oscar Cordon 45'); Nick Soolsma, Maicon Santos, Joao Plata (Ty Harden 76'). Substitutes not used: Milos Kocic, Nana Attakora, Alen Stevanovic, Nathan Sturgis

VANCOUVER WHITECAPS FC – Jay Nolly; Jonathan Leathers, Greg Janicki, Jay DeMerit, Alain Rochat; Shea Salinas (Russell Teibert 83'), Terry Dunfield, Gershon Koffie, Davide Chiumiento; Camilo (Nizar Khalfan 78'), Eric Hassli (Omar Salgado 74'). Substitutes not used: Joe Cannon, Wes Knight, Jeb Brovsky, Mouloud Akoul

Referee: Silviu Petrescu
 Assistants: Darren Clark, Kevin Duliba
 4th official: Drew Fischer
 Attendance: 15,474

JULY 2
BMO Field
Toronto, ON

TORONTO FC (2) – VANCOUVER WHITECAPS FC (1)

SCORING SUMMARY:

VAN -- Camilo 21'
 TOR -- Joao Plata 51' (PK)
 TOR -- Mikael Yourassowsky 61'

MISCONDUCT SUMMARY:

VAN -- Eric Hassli (caution) 50'
 TOR -- Javier Martina (caution) 56'
 VAN -- Russell Teibert (caution) 72'

LINEUPS

TORONTO FC – Stefan Frei, Danleigh Borman, Ty Harden (Tony Tchani 56'), Richard Eckersley, Dan Gargan, Nathan Sturgis, Julian de Guzman (Doneil Henry 87'), Mikael Yourassowsky, Joao Plata, Maicon Santos (Javier Martina 33'), Nick Soolsma. Substitutes Not Used: Milos Kocic, Matthew Stinson, Alan Gordon, Gianluca Zavarise

VANCOUVER WHITECAPS FC – Joe Cannon, Michael Boxall, Alain Rochat, Jay DeMerit (Blake Wagner 62'), Terry Dunfield, Jeb Brovsky (Niza Khalfan 72'), Shea Salinas (Russell Teibert 45'), Jonathan Leathers, Gershon Koffie, Eric Hassli, Camilo. Substitutes Not Used: Bilal Duckett, Omar Salgado, Jay Nolly, Pete Vagenas

Referee: Dave Gantar
 Referee's Assistants: Joe Fletcher, Daniel Belleau
 4th Official: Geoff Gamble
 Attendance: 18,212





2011 NUTRILITE CANADIAN CHAMPIONSHIP

2011 NUTRILITE CANADIAN CHAMPIONSHIP STANDINGS

SEMI FINALS	FIRST LEG	SECOND LEG	TOTAL
1. TORONTO FC	3	1	4
4. FC EDMONTON	0	0	0
2. VANCOUVER WHITECAPS FC	1	1	2
3. MONTREAL IMPACT	0	1	1

FINALS	FIRST LEG	SECOND LEG	TOTAL
1. TORONTO FC	1	2	3
2. VANCOUVER WHITECAPS FC	1	1	2



2011 CONCACAF CHAMPIONS LEAGUE



July 27, 2011
BMO Field
Toronto, ON
Preliminary Round

TORONTO FC (2) – REAL ESTELI FC (1)

SCORING SUMMARY:
TOR – Joao Plata 56' 71'
RE – R. Calero 80'

MISCONDUCT SUMMARY:
TOR – Gianluca Zavarise (Caution) 45'
TOR – Torsten Frings (Caution) 75'
RE – J. Ruiz (Caution) 58'
RE – Francisco Lopez (Caution) 70'

LINEUPS

TORONTO FC – Milos Kocic; Richard Eckersley, Andy Iro, Doneil Henry, Ashtone Morgan; Torsten Frings, Gianluca Zavarise (Joao Plata 48'), Matt Stinson (Julian de Guzman 72'), Nick Soolsma, Danny Koevermans, Ryan Johnson (Javier Martina 77')

REAL ESTELI FC – Mendieta; Zeledon, Ruiz (Medina 87'), Francisco Lopez, Garcia, Mejia, Franklin Lopez, Rodriguez, Rosas, Wilson (Sanchez 90'), Flores (Calero 62')

Referee: R. Salazar
Assistants: K. Quisenberry, E. Boria
Attendance: 9,241

August 2, 2011
Estadio Independencia
Esteli, Nicaragua
Preliminary Round

TORONTO FC (2) – REAL ESTELI FC (1)

SCORING SUMMARY:
TOR – Ryan Johnson 37' 47'
RE – M. Rosas 45'

MISCONDUCT SUMMARY:
TOR – Torsten Frings (Caution) 53'
TOR – Terry Dunfield (Caution) 61'

LINEUPS

TORONTO FC – Milos Kocic; Richard Eckersley, Andy Iro, Doneil Henry, Danleigh Borman (Danny Koevermans 71'); Torsten Frings, Terry Dunfield, Ryan Johnson (Ashtone Morgan 59'), Javier Martina (Matt Stinson 34'), Peri Marosevic, Joao Plata

REAL ESTELI FC – Mendieta; Zeledon, Ruiz, L. Gonzalez, Francisco Lopez, Mejia, F. Lopez, F. Rodriguez (J. Flores 58'), M. Rosas, S. Wilson (Sanchez 73'), R. Calero

Referee: R. Castro
Assistants: J. Rodas, R. Giron
Attendance: 4,500

August 18, 2011
Estadio Rommel Fernandez Gutierrez
Ciudad de Panama, Panama
Group Stage

TORONTO FC (2) – TAURO FC (1)

SCORING SUMMARY:
TOR – Ryan Johnson 21'
TOR – Julian de Guzman 24'
TAU – L. Moreno 76'

MISCONDUCT SUMMARY:
TOR – Andy Iro (Caution) 20'
TOR – Richard Eckersley (Caution) 31'
TOR – Matt Stinson (Caution) 45'
TOR – Mikael Yourassowsky (Caution) 81'
TOR – Julian de Guzman (Caution) 90'
TAU – L. Moreno (Caution) 82'

LINEUPS

TORONTO FC – Milos Kocic; Richard Eckersley, Andy Iro (Dasan Robinson 37'), Ty Harden, Danleigh Borman; Julian de Guzman, Matt Stinson (Ashtone Morgan 46'), Ryan Johnson, Danny Koevermans (Mikael Yourassowsky 58'), Peri Marosevic, Joao Plata

TAURO FC – A. Anzola, L. Moreno, C. Rodriguez, L. Parris, G. Rios (M. Vargas 33'), R. Herrera, J. Perez, J. Barrera, M. Sanchez, A. Gallardo (T. Perez), D. Canali (V. Mendieta JR.)

Referee: M. Brea
Assistants: H. Dopico, J. Rodriguez
Attendance: 1,905

August 25, 2011
BMO Field
Toronto, ON
Group Stage

TORONTO FC (0) – FC DALLAS (1)

SCORING SUMMARY:
DAL – J. Stewart 45'

MISCONDUCT SUMMARY:
TOR – Torsten Frings (Caution) 37'
TOR – Richard Eckersley (Caution) 44' (Ejection) 90'
DAL – J. Benitez (Caution) 32'
DAL – B. Guarda (Caution) 85'
DAL – B. Shea (Caution) 88'
DAL – F. Castillo (Caution) 90'

LINEUPS

TORONTO FC – Milos Kocic; Richard Eckersley, Ty Harden, Torsten Frings, Danleigh Borman (Ashtone Morgan 54'), Julian de Guzman, Gianluca Zavarise (Leandre Griffit 56'), Matt Stinson (Doneil Henry 80'), Ryan Johnson, Peri Marosevic, Joao Plata

FC DALLAS – K. Hartman, U. Ihemelu, J. Hall, J. Stewart, J. Benitez, D. Hernandez, J. Goncalves (F. Castillo 23'), B. Shea, D. Cruz (B. Guarda 63'), Ricardo (B. Warshaw 76'), M. Chavez

Referee: J. Santos
Referee's Assistants: A. Lopez, D. Neil
Attendance: 500



2011 CONCACAF CHAMPIONS LEAGUE

September 14, 2011
Estadio Olimpico de Universitario Coyocan
Mexico
Group Stage

TORONTO FC (0) – PUMAS (4)

SCORING SUMMARY:

PUM – M. Bravo 16' 32' 41'
PUM – E. Velarde 20'

MISCONDUCT SUMMARY:

TOR – Nick Soolsma (Caution) 36'

LINEUPS

TORONTO FC – Milos Kocic; Ty Harden, Andy Iro (Eddy Viator 38'), Doneil Henry, Ashtone Morgan, Torsten Frings, Julian de Guzman, Danleigh Borman, Danny Koeevermans (Terry Dunfield 55'), Ryan Johnson (Peri Marosevic 48'), Nick Soolsma

PUMAS – V. Patino, D. Veron, E. Velarde, L. Fuentes, J. Ramirez, D. Cabrera, D. De Buen (N. Teja 73'), C. Orrantia, J. Palencia (D. Izazola 46'), J. Cortes, M. Bravo (E. Herrera 60')

Referee: R. Bogle
Assistants: R. Morgan, K. Powell
Attendance: 3,382

September 20, 2011
BMO Field
Toronto, ON
Group Stage

TORONTO FC (1)- TAURO FC (0)

SCORING SUMMARY:

TOR – Danny Koeevermans 40'

MISCONDUCT SUMMARY:

TOR – Terry Dunfield (Caution) 37'
TOR – Mikael Yourassowsky (Caution) 80'
TOR – Torsten Frings (Caution) 90'
TAU – R. Herrera (Caution) 45'
TAU – J. Melo (Caution) 67'
TAU – C. Rodriguez (Caution) 69'
TAU – A. Gallardo (Caution) 70'

LINEUPS

TORONTO FC – Milos Kocic; Richard Eckersley, Andy Iro, Ty Harden, Ashtone Morgan, Torsten Frings, Terry Dunfield (Matt Stinson 73'), Ryan Johnson, Danny Koeevermans (Mikael Yourassowsky 79'), Peri Marosevic, Nick Soolsma (Julian de Guzman 61')

TAURO FC – A. Anzola, L. Moreno, C. Rodriguez, L. Parris, R. Herrera, J. Perez, J. Barrera (G.Rios 63'), J. Melo, M. Sanchez (A. Gallardo 46'), T. Perez, V. Mendieta Jr (D. Canali 72')

Referee: T. Vaughn
Assistants: C. Strickland, E. Boria
Attendance: 10,132

September 27, 2011
BMO Field
Toronto, ON
Group Stage

TORONTO FC (1) – PUMAS (1)

SCORING SUMMARY:

TOR – Peri Marosevic 35'
PUM – M. Palacios 51'

MISCONDUCT SUMMARY:

TOR – Matt Stinson (Caution) 20'
TOR – Ashtone Morgan (Caution) 90'
PUM – D. Izazola (Caution) 78'

LINEUPS

TORONTO FC – Milos Kocic, Richard Eckersley (Matt Gold 75'), Ty Harden, Andy Iro, Ashtone Morgan, Julian de Guzman, Matt Stinson, Ryan Johnson, Danny Koeevermans (Doneil Henry 46'), Peri Marosevic, Nick Soolsma (Javier Martina 65')

PUMAS – V. Patino, D. Veron, M. Palacios, D. Cabrera (J. Cortes), N. Teja, D. De Buen, E. Vera, K. Quinones (C. Orrantia), M. Castro, E. Herrera (M. Bravo 72'), D. Izazola

Referee: N. Brizan
Referee's Assistants: A. Lopez, D. Neil
Attendance: 9,115

October 18, 2011
Pizza Hut Park
Frisco, TX
Group Stage

TORONTO FC (3) – FC Dallas (0)

SCORING SUMMARY:

TOR – Danny Koeevermans 29'
TOR – Joao Plata 69' 81'

MISCONDUCT SUMMARY:

TOR – Andy Iro (Caution) 42'
TOR – Nick Soolsma (Caution) 58'
TOR – Julian de Guzman (Caution) 77'
DAL – D. Hernandez (Caution) 68'
DAL – R. Luna (Caution) 90'

LINEUPS

TORONTO FC – Milos Kocic, Doneil Henry, Ty Harden, Andy Iro, Ashtone Morgan, Julian de Guzman (Terry Dunfield 80'), Torsten Frings, Ryan Johnson, Danny Koeevermans (Nathan Sturgis 90'), Joao Plata (Peri Marosevic 85'), Nick Soolsma

FC DALLAS – K. Hartman, U. Ihemelu, J. Hall (R. Luna 68'), D. Hernandez, Z. Loyd, G. John, J. Goncalves, B. Shea (B. Guarda 87'), A. Jacobson, Ricardo (D. Cruz 46'), M. Chavez

Referee: R. Garcia Orozco
Referee's Assistants: M. Torrentera, H. Delgadillo
Attendance: 2,578



HISTORY



IMPORTANT DATES IN TORONTO FC HISTORY

OCTOBER 2005 Maple Leaf Sports & Entertainment Ltd. and the City of Toronto are awarded the rights to create an expansion team for the 2007 MLS Season, after an agreement was reached with Major League Soccer to build a permanent soccer stadium on the Exhibition Place grounds.

MAY 11, 2006 Maple Leaf Sports & Entertainment Ltd. announces that Toronto FC will be the name of their MLS expansion franchise. During the presentation the club's logo and uniform are unveiled.

AUGUST 22, 2006 Toronto FC name Maurice 'Mo' Johnston as the first head coach in club history.

SEPTEMBER 8, 2006 Canadian born Jim Brennan becomes Toronto FC's first signing leaving English side Southampton and is named team captain.

SEPTEMBER 20, 2006 The stadium at Exhibition Place is named BMO Field after naming rights are granted to Bank of Montreal.

JANUARY 12, 2007 Toronto FC participate in their first MLS SuperDraft. Toronto selected University of Maryland midfielder Maurice Edu as the first overall pick.

APRIL 7, 2007 Toronto FC take to the field for the first time in club history against Chivas USA. Toronto was defeated 2-0.

APRIL 28, 2007 Toronto FC play their first home game at BMO Field against the Kansas City Wizards. Final score was 1-0 Kansas City.

MAY 12, 2007 Toronto FC earn first victory in the MLS, 3-1 over the Chicago Fire at BMO Field. Danny Dichio scored the first goal in club history in the 24th minute of the match.

NOVEMBER 2007 Midfielder Maurice Edu was named the MLS Rookie of the Year. Edu capped off a strong rookie campaign with four goals in 25 starts.

FEBRUARY 1, 2008 John Carver was named the new head coach of Toronto FC. Mo Johnston remained on as the Director of Soccer.

JULY 24, 2008 BMO Field hosts the 2008 MLS All-Star Game. The MLS All-Stars defeated West Ham United, 3-2.

DECEMBER 12, 2008 Dwayne De Rosario traded to Toronto FC from the Houston Dynamo.

JUNE 18, 2009 Toronto FC wins the Nutrilite Canadian Championship with a 6-1 victory over the Montreal Impact. Dwayne De Rosario scored three goals to power Toronto to victory.

JULY 29, 2009 Toronto FC make debut in the CONCACAF Champions League in the preliminary round against the Puerto Rico Islanders.

AUGUST 5, 2009 Toronto FC host Real Madrid in a friendly match. The game featured the debut of Kaka in a Real Madrid uniform and marked the first time Kaka and Cristiano Ronaldo appeared together for the club.

SEPTEMBER 9, 2009 Danny Dichio announces his retirement from the game.

SEPTEMBER 11, 2009 Canadian international Julian De Guzman signs as Toronto FC's first Designated Player.

OCTOBER 9, 2009 The City of Toronto officially announces the approval to install natural grass at BMO Field.

NOVEMBER 19, 2009 Predrag "Preki" Radosavljevic is named the new head coach of Toronto FC.

FEBRUARY 2010 Construction begins on the expansion of BMO Field with 1,249 seats added into the north end of the stadium bringing the total capacity to just under 21,140.

APRIL 6, 2010 Toronto FC's first player and captain Jim Brennan announces his retirement from playing and assumes the role of assistant general manager for the club.

APRIL 8, 2010 Dwayne De Rosario is named the team's new captain.

JUNE 2, 2010 Toronto FC secures back-to-back Nutrilite Canadian Championships by tying the Vancouver Whitecaps 0-0 at BMO Field.

AUGUST 17, 2010 Toronto FC host its first match in the group stages of the CONCACAF Champions League against Cruz Azul of Mexico.

SEPTEMBER 14, 2010 The club announces they have parted ways with Director of Soccer Mo Johnston and Head Coach Preki.

NOVEMBER 21, 2010 BMO Field plays host to the 2010 MLS Cup. The Colorado Rapids defeated FC Dallas 2-1 in extra time to claim the championship.

JANUARY 6, 2011 Toronto FC names Aron Winter as the club's new Head Coach & Technical Director. Joining Winter are former New England Revolution Assistant Coach Paul Mariner, as the Director of Player Development and Bob de Klerk as the team's First Assistant Coach.

JUNE 29, 2011 Toronto FC sign midfielder Torsten Frings and forward Danny Koevermans as Designated Players.

JULY 2, 2011 Toronto FC defeat Vancouver Whitecaps FC, 2-1 at BMO Field to win third consecutive Nutrilite Canadian Championship (3-2 on aggregate).

OCTOBER 11, 2011 Toronto FC officially break ground on Academy and Training facility located at Downsview Park.

OCTOBER 18, 2011 Toronto FC defeat FC Dallas, 3-0 to secure a spot in the Quarter Finals of the CONCACAF Champions League for the first time in club history.

TORONTO FC JERSEY HISTORY



2007-2008



2009



2010



2011



TORONTO FC ALL-TIME ROSTER



TORONTO FC ALL-TIME TEAM ROSTER

NO. PLAYER	POS.	HT.	WT.	BIRTHDATE	HOMETOWN	COLLEGE
19 Rich Asante	MID	5-4	146	07/24/1984	North York, Ontario, Canada	Syracuse
3 Nana Attakora	DEF	6-1	185	03/27/1989	North York, Ontario, Canada	
8 Eric Avila	MID	5-8	150	11/24/1987	San Diego, CA	California-Santa Barbara
19 Chad Barrett	FWD	5-11	180	04/30/1985	Beaverton, OR	UCLA
25 Danleigh Borman	DEF	5-9	160	01/25/1986	Cape Town, South Africa	Rhode Island
17 Elbekay Bouchiba	MID	5-10	164	11/01/1978	Weert, Netherlands	
2 Andrew Boyens	DEF	6-4	180	09/18/1983	Dunedin, New Zealand	New Mexico
3 Adam Braz	DEF	6-2	185	06/07/1981	St. Laurent, Quebec, Canada	
11 Jim Brennan	MID	6-0	170	05/08/1977	Toronto, Ontario, Canada	
12 Edson Buddle	FWD	6-1	185	05/21/1981	New Rochelle, NY	State Fair CC (MO)
23 Miguel Canizalez	MID	5-9	158	12/28/1982	Toronto, Ontario, Canada	
12 Adrian Cann	DEF	6-3	185	09/19/1980	Thornhill, Ontario, Canada	Louisville
9 Conor Casey	FWD	6-1	190	07/25/1981	Denver, CO	Portland
18 Tomer Chencinski	GK	6-2	190	12/01/1984	Thornhill, ON, Canada	
1 Jon Conway	GK	6-6	215	05/06/1977	Aston, PA	Rutgers
16 Oscar Cordon	MID	5-9	155	01/18/1993	Toronto, ON, Canada	
2 Sam Cronin	MID	5-10	165	12/12/1986	Winston-Salem, NC	Wake Forest
96 Jeff Cunningham	FWD	5-7	172	08/21/1976	Crystal River, FL	South Florida
29 Kyle Davies	DEF	6-0	189	04/11/1989	Danville, CA	
6 Julian de Guzman	MID	5-7	151	03/25/1981	Toronto, Ontario, Canada	
14 Dwayne De Rosario	FWD	5-11	164	05/15/1978	Scarborough, Ontario, Canada	
9 Danny Dichio	FWD	6-3	209	10/19/1974	Hammersmith, England	
18 Srđan Djekanovic	GK	6-1	172	01/08/1983	Belgrade, Serbia	British Columbia (Canada)
23 Terry Dunfield	MID	5-10	165	02/20/1982	Vancouver, British Columbia, Canada	
12 Todd Dunivant	DEF	6-1	175	12/26/1980	Wheat Ridge, CO	Stanford
27 Richard Eckersley	DEF	6-0	187	03/12/1989	Salford, England	
6 Maurice Edu	MID	6-0	170	04/18/1986	Fontana, CA	Maryland
18 Brian Edwards	GK	6-3	195	10/06/1984	Charlotte, NC	Wake Forest
36 Kilian Elkinson	NON	5-7	155	04/02/1990	Hamilton, Bermuda	
10 Alecko Eskandarian	FWD	5-9	165	07/09/1982	Montvale, NJ	Virginia
5 Lesly Felling	DEF	5-8	157	09/29/1985	Port-au-Prince, Haiti	
2 Hunter Freeman	DEF	5-11	175	01/08/1985	Allen, TX	Virginia
24 Stefan Frei	GK	6-3	195	04/20/1986	Berkeley, CA	California
22 Torsten Frings	MID	5-11	176	11/22/1976	Wurselen, Germany	
27 Gabe Gala	DEF	5-7	134	06/29/1989	Brampton, Ontario, Canada	
4 Nick Garcia	DEF	5-10	175	04/09/1979	Plano, TX	Indiana
8 Dan Gargan	MID	5-11	175	12/14/1982	Philadelphia, PA	Georgetown
26 Derek Gaudet	FWD	5-7	145	05/14/1989	Bayside, Nova Scotia, Canada	
10 Ali Gerba	FWD	5-11	195	09/04/1981	Montreal, Quebec, Canada	
26 Matt Gold	DEF	5-9	165	06/14/1988	San Antonio, TX	Ohio State
8 Kevin Goldthwaite	DEF	6-1	180	12/09/1982	Sacramento, CA	Notre Dame
32 Emmanuel Gomez	DEF	6-3	171	12/20/1990	Banjul, Gambia	
21 Alan Gordon	FWD	6-3	190	10/16/1981	Gilbert, AZ	Oregon State
30 A.J. Gray	MID			04/12/1988	Brampton, Ontario, Canada	
1 Leandre Griffit	MID	5-8	155	05/21/1984	Elesmes, France	
20 Amado Guevara	MID	5-11	155	05/02/1976	Tegucigalpa, Honduras	
15 David Guzman	NON	5-4	148	03/24/1985	Toronto, Ontario, Canada	
20 Ty Harden	DEF	6-1	190	03/06/1984	Junction City, OR	Washington
5 Kevin Harmse	DEF	6-0	180	07/04/1984	Vancouver, British Columbia, Canada	
24 Tyler Hemming	MID	6-0	174	05/09/1985	London, Ontario, Canada	Hartwick College
4 Doneil Henry	DEF	6-2	180	04/20/1993	Brampton, Ontario, Canada	
5 Zac Herold	DEF	5-11	160	06/07/1992	Port St. Lucie, FL	
34 Raivis Hscanovics	DEF	5-10	165	02/15/1987	Riga, Latvia	
25 Abbe Ibrahim	FWD	5-9	155	07/25/1986	Lome Golfe, Togo	
7 Fuad Ibrahim	FWD	6-0	153	08/15/1991	Richfield, MI	
3 Andy Iro	DEF	6-5	205	11/26/1984	Liverpool, England	California-Santa Barbara
3 Julius James	DEF	6-0	180	07/09/1984	Maloney Gardens, Trinidad	Connecticut
9 Ryan Johnson	FWD	6-1	180	11/26/1984	Boston, MA	Oregon State
35 Diaz Kambere	DEF	5-9		10/18/1985	Kasese, Uganda	
30 Milos Kocic	GK	6-4	200	06/04/1985	Leskovac, Serbia	Loyola (Balt.)
14 Danny Koevrmans	FWD	6-3	175	11/01/1978	Schiedam, Netherlands	

TORONTO FC ALL-TIME ROSTER

TORONTO FC ALL-TIME PLAYER STATISTICS

TORONTO FC ALL-TIME TEAM ROSTER (CONT'D)

NO. PLAYER	POS.	HT.	WT.	BIRTHDATE	HOMETOWN	COLLEGE
21 Nick LaBrocca	MID	5-10	165	12/04/1984	Howell, NJ	Rutgers
37 Nicholas Lindsay	FWD	5-9	155	09/03/1992	Brompton, Ontario, Canada	
19 Andrea Lombardo	FWD	6-1	176	05/23/1987	Toronto, Ontario, Canada	
28 Stephen Lumley	DEF	5-7	156	04/16/1987	Mississauga, Ontario, Canada	
29 Maicon Santos	FWD	6-1	186	04/18/1984	Rio de Janeiro, Brazil	
13 Keith Makubuya	FWD	5-11	145	01/26/1993	St. Catharines, Ontario, Canada	
70 Peri Marosevic	FWD	5-8	162	05/05/1989	Rockford, IL	Michigan
14 Tyrone Marshall	FWD	6-2	195	11/12/1974	Lauderhill, FL	Florida International
33 Javier Martina	FWD	5-9	154	02/01/1987	Willemstad, Curacao	
25 Martin Saric	MID	5-11	195	08/18/1979	Buenos Aires, Argentina	
17 Joey Melo	MID	5-9	170	01/25/1989	Milton, Ontario, Canada	
10 Mista	FWD	6-0	185	11/12/1978	Caravaca (Murcia), Spain	
22 David Monsalve	GK	6-0	183	12/21/1988	Brampton, Ontario, Canada	
5 Ashtone Morgan	DEF	5-11	150	02/09/1991	Toronto, Ontario, Canada	
8 Richard Mulrooney	MID	5-9	160	11/03/1976	Memphis, TN	Creighton
17 Paulo Nagamura	MID	5-8	154	03/02/1983	Sao Paulo, Brazil	
15 Joseph Nane	MID	6-2	185	03/12/1987	Yaounde, Cameroon	Old Dominion
26 Cristian Nunez	MID	5-7	165	07/07/1988	Montreal, Quebec, Canada	
7 Ronnie O'Brien	MID	5-10	155	01/05/1979	Bray, Ireland	
22 Demetrius Omphroy	DEF	5-10	165	05/30/1989	Alameda, CA	California
2 Boris Pardo	GK	6-1	190	03/22/1984	Hillside, NJ	Seton Hall
23 Jacob Peterson	FWD	5-10	165	01/27/1986	Portage, MI	Indiana
8 Pat Phelan	MID	6-1	185	01/16/1985	Enfield, CT	Wake Forest
7 Joao Plata	FWD	5-2	140	03/01/1992	Guayaquil, Ecuador	
13 Chris Pozniak	DEF	5-11	175	01/10/1981	North York, Ontario, Canada	
4 Marco Reda	DEF	6-2	180	06/22/1977	Woodbridge, Ontario, Canada	Winthrop (SC)
34 Tim Regan	DEF	6-1	170	06/27/1981	Orland Hills, IL	Bradley
22 Sam Reynolds	GK	6-0	190	12/13/1981	Fortuna, California	Cal State-Fullerton
10 Rohan Ricketts	MID	5-10	160	12/22/1982	Clapham, England	
32 Laurent Robert	MID	5-8	132	05/21/1975	Saint-Benoit, Reunion, France	
33 Carl Robinson	MID	5-10	165	10/13/1976	Llandriddod Wells, Wales	
32 Dasan Robinson	DEF	5-11	160	06/06/1984	Elyria, OH	Dayton
15 Tyler Rosenlund	MID	6-0	180	09/13/1986	Vancouver, British Columbia, Canada	California-Santa Barbara
25 Carlos Ruiz	FWD	5-9	145	09/15/1979	Guatemala City, Guatemala	
21 Collin Samuel	FWD	5-9	180	08/27/1981	North Manzanilla, Trinidad & T	
22 Amadou Sanyang	DEF	6-0	165	08/01/1991	Banjul, Gambia	
15 Adrian Serieux	DEF	6-0	190	05/12/1979	Scarborough, Ontario, Canada	
23 Jarrod Smith	FWD	6-1	180	06/20/1984	Havelock North, New Zealand	West Virginia
13 Johann Smith	FWD	5-10	165	04/25/1987	Hartford, Connecticut	
18 Nick Soolsma	FWD	5-10	160	01/17/1988	Andijk, Netherlands	
39 Kenny Stamatopoulos	GK	6-2	180	08/28/1979	Markham, Ontario, Canada	
10 Alen Stevanovic	MID	5-10	165	01/07/1991	Zurich, Switzerland	
15 Matt Stinson	MID	5-10	165	09/09/1992	Toronto, Ontario, Canada	
11 Nathan Sturgis	DEF	5-10	150	07/06/1987	St. Augustine, FL	Clemson
1 Greg Sutton	GK	6-6	215	04/19/1977	Bethel, CT	St. Lawrence
22 Tony Tchani	MID	6-4	185	04/13/1989	Norfolk, VA	Virginia
28 Olivier Tebily	DEF	6-0	191	12/19/1975	Abidjan, Cote d'Ivoire	
13 Rick Titus	DEF	6-1	175	03/10/1969	Vancouver, British Columbia, Canada	Toronto (Canada)
33 Maksim Usanov	DEF	5-9	175	03/05/1985	St. Petersburg, Russia	
4 Marco Velez	DEF	6-1	186	06/26/1980	Carolina, Puerto Rico	Barry University
55 Eddy Viator	DEF	5-11	155	06/02/1982	Colombes, France	
8 Pablo Vitti	FWD	5-10		07/09/1985	Rosario, Argentina	
7 Andy Welsh	MID	5-9	140	01/24/1983	Manchester, England	
17 O'Brian White	FWD	6-1	175	12/14/1985	Ocho Rios, Jamaica	Connecticut
31 Dicoy Williams	DEF	6-2	187	10/07/1986	Kingston, Jamaica	
16 Marvell Wynne	DEF	5-9	171	05/08/1986	Poway, CA	UCLA
19 Mikael Yourassowsky	DEF	5-10	165	02/26/1983	Ixelles, Belgium	
28 Gianluca Zavarise	MID	5-11		07/28/1986	Burnaby, British Columbia, Canada	

TORONTO FC ALL-TIME PLAYER STATISTICS

UNF	POS	PLAYER	GP	GS	MIN	G	A	SHT	SOG	FC	FS	OFF	CK	C	E
14	F	Dwayne De Rosario	57	53	4850	27	10	158	75	64	68	84	39	10	0
19	F	Chad Barrett	65	58	4612	16	8	118	59	47	39	38	2	10	1
9	F	Danny Dichio	59	37	3380	14	6	57	31	95	81	43	0	9	1
29	F	Maicon Santos	32	25	2175	10	3	79	26	37	24	22	0	2	0
20	M	Amado Guevara	46	44	3818	9	10	90	39	66	57	7	143	8	1
14	F	Danny Koeversmans	10	9	756	8	1	30	17	7	4	8	0	0	0
96	F	Jeff Cunningham	32	20	1781	6	1	40	22	8	27	42	0	5	0
6	M	Maurice Edu	38	37	3284	5	2	41	13	87	71	3	1	11	1
11	M	Jim Brennan	84	83	7460	4	4	48	17	72	28	11	15	19	0
10	M	Rohan Ricketts	39	29	2455	4	4	31	20	43	49	5	21	1	0
17	F	O'Brian White	33	14	1505	4	4	30	13	19	9	8	0	3	0
21	F	Alan Gordon	8	7	632	4	1	18	8	23	14	6	0	3	0
33	M	Carl Robinson	74	73	6523	3	7	31	14	126	64	0	48	16	0
7	F	Joao Plata	26	21	1753	3	5	46	17	9	19	10	11	1	0
18	F	Nick Soolsma	23	18	1578	3	5	27	14	12	18	1	13	1	0
3	D	Nana Attakora	56	50	4451	3	4	19	7	35	36	1	0	6	1
7	F	Fuad Ibrahim	26	9	952	3	2	21	8	15	17	14	8	3	0
9	F	Ryan Johnson	12	12	993	3	2	26	10	12	12	6	0	0	0
21	F	Collin Samuel	19	19	1600	3	0	42	25	30	37	9	0	2	0
16	D	Marvell Wynne	67	66	5878	2	10	24	12	49	51	7	0	4	0
6	M	Julian de Guzman	49	42	3789	2	5	35	10	79	79	2	1	15	1
15	D	Adrian Serieux	26	25	2235	2	1	8	5	42	23	0	0	6	1
8	F	Pablo Vitti	26	18	1650	2	1	29	14	24	40	8	3	3	0
70	F	Peri Marosevic	7	4	410	2	0	12	5	3	3	3	2	0	0
33	F	Javier Martina	23	15	1389	2	0	15	9	13	9	4	1	3	0
4	D	Marco Velez	38	31	2753	2	0	9	6	28	12	0	0	3	2
21	M	Nick LaBrocca	28	24	2177	1	6	26	9	16	14	2	63	4	0
2	M	Sam Cronin	33	30	2716	1	5	16	3	14	6	1	2	2	0
8	M	Dan Gargan	43	37	3300	1	4	12	3	57	25	0	0	10	0
23	F	Jacob Peterson	37	28	2291	1	3	34	10	15	25	1	32	1	0
32	M	Laurent Robert	17	16	1364	1	3	31	14	8	20	1	43	4	1
7	M	Andy Welsh	20	16	1335	1	3	14	10	19	29	4	3	2	0
8	M	Eric Avila	9	8	774	1	1	12	4	6	11	0	6	1	0
2	D	Andrew Boyens	23	21	1825	1	1	4	2	33	18	0	0	4	2
8	D	Kevin Goldthwaite	9	9	801	1	1	8	6	14	8	0	8	2	1
23	M	Miguel Canizalez	12	3	414	1	0	5	1	4	4	2	2	0	0
10	F	Alecko Eskandarian	6	6	485	1	0	11	9	14	11	0	2	3	0
10	F	Ali Gerba	11	5	534	1	0	15	3	8	4	11	0	1	0
3	D	Julius James	13	10	899	1	0	6	1	12	5	1	0	0	0
15	M	Tyler Rosenlund	8	3	347	1	0	5	4	2	6	0	0	1	0
23	F	Jarrod Smith	20	6	728	1	0	14	6	6	4	1	0	0	0
22	M	Tony Tchani	13	13	1032	1	0	12	5	21	18	0	0	3	1
7	M	Ronnie O'Brien	13	13	1139	0	4	22	12	16	15	0	42	1	0
25	D	Danleigh Borman	22	18	1606	0	3	3	0	18	10	1	3	4	0
37	F	Nicholas Lindsay	4	2	240	0	3	3	1	5	3	0	0	1	0
13	D	Chris Pozniak	22	16	1498	0	3	9	3	22	16	1	2	3	1
12	F	Edson Buddle	10	5	481	0	2	9	6	12	5	6	0	1	0
24	G	Stefan Frei	81	81	7221	0	2	0	0	0	25	0	0	1	0
5	D	Ashtone Morgan	14	9	903	0	2	2	0	12	7	0	0	1	0
22	M	Torsten Frings	13	13	1124	0	1	9	4	8	11	1	18	0	0
4	D	Nick Garcia	36	33	2936	0	1	3	1	29	20	0	0	4	1
19	?	Andrea Lombardo	17	6	752	0	1	17	9	32	24	18	0	2	0
10	F	Mista	9	5	544	0	1	13	3	5	1	5	5	1	0
13	F	Johann Smith	14	3	418	0	1	6	3	5	12	1	3	0	0
15	M	Matt Stinson	13	5	675	0	1	10	2	11	6	1	0	1	0
19	D	Mikael Yourassowsky	21	13	1302	0	1	21	7	26	27	6	5	4	1
28	M	Gianluca Zavarise	14	4	569	0	1	6	1	7	13	3	0	1	1
3	D	Adam Braz	13	9	773	0	0	1	0	16	9	0	0	5	0
12	D	Adrian Cann	38	38	3328	0	0	8	3	35	16	1	0	5	0
9	F	Conor Casey	2	0	58	0	0	0	0	2	0	0	0	0	0
1	G	Jon Conway	1	1	72	0	0	0	0	0	1	0	0	0	1
16	M	Oscar Cordon	4	1	144	0	0	3	1	6	2	0	0	1	0
29	D	Kyle Davies	1	0	21	0	0	0	0	1	0	0	0	0	0





TORONTO FC ALL-TIME PLAYER STATISTICS

TORONTO FC ALL-TIME PLAYER STATISTICS (CONT'D)

UNF	POS	PLAYER	GP	GS	MIN	G	A	SHT	SOG	FC	FS	OFF	CK	C	E
18	G	Srdjan Djekanovic	8	7	635	0	0	0	0	1	0	0	0	3	0
23	M	Terry Dunfield	6	2	263	0	0	1	0	2	1	0	4	0	0
12	D	Todd Dunivant	27	23	2012	0	0	15	10	20	19	4	12	1	0
27	D	Richard Eckersley	23	22	1953	0	0	6	3	40	42	0	1	6	0
18	G	Brian Edwards	9	9	810	0	0	0	0	0	0	0	0	0	0
5	D	Lesly Felling	4	1	137	0	0	2	2	1	1	0	2	0	0
2	D	Hunter Freeman	7	7	606	0	0	2	0	13	10	1	0	2	0
27	D	Gabe Gala	17	4	454	0	0	4	3	8	3	0	3	0	0
26	F	Derek Gaudet	1	0	27	0	0	0	0	0	0	0	0	0	0
26	D	Matt Gold	3	0	45	0	0	0	0	1	0	0	0	0	0
32	D	Emmanuel Gomez	9	6	491	0	0	0	0	4	3	0	0	1	0
20	D	Ty Harden	38	34	3095	0	0	10	2	34	12	1	0	3	1
5	D	Kevin Harmse	28	21	1882	0	0	15	6	22	17	0	0	6	1
24	M	Tyler Hemming	7	3	336	0	0	1	1	1	3	1	0	0	0
4	D	Doneil Henry	11	6	504	0	0	2	1	8	1	1	1	1	0
34	D	Raivis Hscanovics	11	10	753	0	0	0	0	10	7	0	0	2	0
25	F	Abbe Ibrahim	1	0	4	0	0	1	1	0	1	0	0	0	0
3	D	Andy Iro	13	13	1145	0	0	6	0	20	15	1	0	3	0
35	D	Diaz Kambere	1	1	90	0	0	0	0	0	0	0	0	0	0
30	G	Milos Kocic	10	8	761	0	0	0	0	0	1	0	0	0	0
13	F	Keith Makubuya	1	0	45	0	0	2	0	0	0	0	1	0	0
14	F	Tyrone Marshall	40	39	3459	0	0	11	0	38	26	0	0	8	0
17	?	Joey Melo	5	0	110	0	0	2	1	1	2	0	3	1	0
22	G	David Monsalve	1	1	90	0	0	0	0	0	1	0	0	0	0
8	M	Richard Mulrooney	2	2	180	0	0	1	1	1	4	0	1	0	0
17	M	Paulo Nagamura	4	4	354	0	0	4	2	10	12	0	0	3	0
15	M	Joseph Nane	11	8	614	0	0	8	1	8	8	0	0	0	0
2	D	Demitrius Omphroy	1	0	1	0	0	0	0	0	1	0	0	0	0
4	D	Marco Reda	8	7	573	0	0	1	0	7	10	0	0	0	1
34	D	Tim Regan	1	1	90	0	0	1	0	0	0	0	0	0	0
22	G	Sam Reynolds	2	2	175	0	0	0	0	0	0	0	0	0	0
25	F	Carlos Ruiz	5	3	285	0	0	1	0	1	4	2	0	0	0
22	D	Amadou Sanyang	20	15	1209	0	0	3	0	26	19	0	0	4	2
25	M	Martin Saric	17	15	1153	0	0	8	3	32	9	0	0	6	1
39	G	Kenny Stamatopoulos	12	12	1080	0	0	1	0	0	1	0	0	0	0
10	M	Alen Stevanovic	12	9	773	0	0	11	3	6	10	2	1	1	0
11	M	Nathan Sturgis	14	11	953	0	0	3	0	3	13	0	31	1	0
1	G	Greg Sutton	34	33	3015	0	0	0	0	0	7	0	0	1	0
28	D	Olivier Tebily	4	3	234	0	0	0	0	2	2	0	0	0	0
13	D	Rick Titus	1	1	90	0	0	0	0	0	0	0	0	0	0
33	D	Maksim Usanov	14	13	1045	0	0	0	0	27	8	1	0	5	1
55	D	Eddy Viator	3	2	186	0	0	0	0	4	0	0	0	2	0
31	D	Dicoy Williams	8	7	655	0	0	4	1	10	2	0	0	1	0
		Own-goals received	3												
		TEAM TOTALS	154	154	13860	165	150	1580	683	1930	1688	424	607	279	26
		OPPONENT TOTALS	154	154	13860	238	217	1939	888	1688	1930	509	793	221	19

TORONTO FC INDIVIDUAL GOALKEEPING

UNF	POS	GOALKEEPER	GP	GS	MIN	SHTS	SV	GA	GAA	PG	PA	W	L	T	SO
22	G	Sam Reynolds	2	2	175	11	9	2	1.03	1	1	1	0	1	0
1	G	Jon Conway	1	1	72	2	2	1	1.25	0	0	0	0	0	0
18	G	Srdjan Djekanovic	8	7	635	34	22	9	1.28	1	1	2	3	2	2
30	G	Milos Kocic	10	8	761	55	40	13	1.54	1	1	4	1	5	1
24	G	Stefan Frei	81	81	7221	449	312	124	1.55	13	14	20	34	25	19
1	G	Greg Sutton	34	33	3015	218	155	52	1.55	8	9	9	16	9	7
18	G	Brian Edwards	9	9	810	48	34	14	1.56	1	1	3	4	2	3
39	G	Kenny Stamatopoulos	12	12	1080	61	41	20	1.67	4	4	1	8	3	2
22	G	David Monsalve	1	1	90	10	7	3	3.00	0	0	0	1	0	0
		TEAM TOTALS	154	154	13860	888	622	238	1.55	29	31	40	67	47	34
		OPPONENT TOTALS	154	154	13860	683	487	165	1.07	6	11	67	40	47	56

TORONTO FC ALL-TIME INDIVIDUAL LEADERS

INCLUDES GAMES UP TO SUNDAY, October 23, 2011

GAMES PLAYED

PLAYER	GP
Jim Brennan	84
Stefan Frei	81
Carl Robinson	74
Marvell Wynne	67
Chad Barrett	65
Danny Dichio	59
Dwayne De Rosario	57
Nana Attakora	56
Julian de Guzman	49
Amado Guevara	46

GAMES STARTED

PLAYER	GS
Jim Brennan	83
Stefan Frei	81
Carl Robinson	73
Marvell Wynne	66
Chad Barrett	58
Dwayne De Rosario	53
Nana Attakora	50
Amado Guevara	44
Julian de Guzman	42
Tyrone Marshall	39

MINUTES PLAYED

PLAYER	MIN
Jim Brennan	7460
Stefan Frei	7221
Carl Robinson	6523
Marvell Wynne	5878
Dwayne De Rosario	4850
Chad Barrett	4612
Nana Attakora	4451
Amado Guevara	3818
Julian de Guzman	3789
Tyrone Marshall	3459

GOALS

PLAYER	GP	GOALS
Dwayne De Rosario	57	27
Chad Barrett	65	16
Danny Dichio	59	14
Maicon Santos	32	10
Amado Guevara	46	9
Danny Koevrmans	10	8
Jeff Cunningham	32	6
Maurice Edu	38	5
Jim Brennan	84	4
Alan Gordon	8	4
Rohan Ricketts	39	4
O'Brian White	33	4

ASSISTS

PLAYER	GP	ASTS
Dwayne De Rosario	57	10
Amado Guevara	46	10
Marvell Wynne	67	10
Chad Barrett	65	8
Carl Robinson	74	7
Danny Dichio	59	6
Nick LaBrocca	28	6
Sam Cronin	33	5
Julian de Guzman	49	5
Joao Plata	26	5
Nick Soolsma	23	5

SHOTS

PLAYER	GP	SHOTS
Dwayne De Rosario	57	158
Chad Barrett	65	118
Amado Guevara	46	90
Maicon Santos	32	79
Danny Dichio	59	57
Jim Brennan	84	48
Joao Plata	26	46
Collin Samuel	19	42
Maurice Edu	38	41
Jeff Cunningham	32	40

SHOTS ON GOAL

PLAYER	GP	SOG
Dwayne De Rosario	57	75
Chad Barrett	65	59
Amado Guevara	46	39
Danny Dichio	59	31
Maicon Santos	32	26
Collin Samuel	19	25
Jeff Cunningham	32	22
Rohan Ricketts	39	20
Jim Brennan	84	17
Danny Koevrmans	10	17
Joao Plata	26	17

FOULS COMMITTED

PLAYER	GP	FC
Carl Robinson	74	126
Danny Dichio	59	95
Maurice Edu	38	87
Julian de Guzman	49	79
Jim Brennan	84	72
Amado Guevara	46	66
Dwayne De Rosario	57	64
Dan Gargan	43	57
Marvell Wynne	67	49
Chad Barrett	65	47



TORONTO FC ALL-TIME INDIVIDUAL LEADERS

FOULS SUFFERED

PLAYER	GP	FS
Danny Dichio	59	81
Julian de Guzman	49	79
Maurice Edu	38	71
Dwayne De Rosario	57	68
Carl Robinson	74	64
Amado Guevara	46	57
Marvell Wynne	67	51
Rohan Ricketts	39	49
Richard Eckersley	23	42
Pablo Vitti	26	40

CAUTIONS (YELLOWS)

PLAYER	GP	CAUT
Jim Brennan	84	19
Carl Robinson	74	16
Julian de Guzman	49	15
Maurice Edu	38	11
Chad Barrett	65	10
Dwayne De Rosario	57	10
Dan Gargan	43	10
Danny Dichio	59	9
Amado Guevara	46	8
Tyrone Marshall	40	8

EJECTIONS (RED CARDS)

PLAYER	GP	EJECT
Andrew Boyens	23	2
Amadou Sanyang	20	2
Marco Velez	38	2
20 players tied with 1		

CORNER KICKS

PLAYER	GP	CK
Amado Guevara	46	143
Nick LaBrocca	28	63
Carl Robinson	74	48
Laurent Robert	17	43
Ronnie O'Brien	13	42
Dwayne De Rosario	57	39
Jacob Peterson	37	32
Nathan Sturgis	14	31
Rohan Ricketts	39	21
Torsten Frings	13	18

OFFSIDES

PLAYER	GP	OFF
Dwayne De Rosario	57	84
Danny Dichio	59	43
Jeff Cunningham	32	42
Chad Barrett	65	38
Maicon Santos	32	22
Andrea Lombardo	17	18
Fuad Ibrahim	26	14
Jim Brennan	84	11
Ali Gerba	11	11
Joao Plata	26	10

GAME-WINNING GOALS

PLAYER	GP	GWG
Dwayne De Rosario	57	7
Chad Barrett	65	4
Danny Dichio	59	3
Amado Guevara	46	3
Rohan Ricketts	39	2
Pablo Vitti	26	2
18 players tied with 1		

GAME-WINNING ASSISTS

PLAYER	GP	GWA
Sam Cronin	33	3
Nana Attakora	56	2
Dwayne De Rosario	57	2
Ronnie O'Brien	13	2
Jacob Peterson	37	2
Nick Soolsma	23	2
Marvell Wynne	67	2
15 players tied with 1		

MULTI-GOAL GAMES

PLAYER	GP	GAMES
Dwayne De Rosario	57	5
Chad Barrett	65	3
Amado Guevara	46	3
Rohan Ricketts	39	2
Danny Dichio	59	1
Maicon Santos	32	1
Alan Gordon	8	1
Danny Koeversmans	10	1
Javier Martina	23	1

PENALTY-KICK GOALS

PLAYER	GP	PKG
Dwayne De Rosario	57	3
Joao Plata	26	1
Collin Samuel	19	1
Nick Soolsma	23	1

GOALS PER GAME

PLAYER	GP	GOALS	AVG
Dwayne De Rosario	57	27	0.47
Minimum: 20 goals			

ASSISTS PER GAME

PLAYER	GP	ASTS	AVG
XXXXXXXXXX	0	0	0
Minimum: 20 assists			

GOALS PER 90 MIN.

PLAYER	MIN	GOALS	AVG
Dwayne De Rosario	4850	27	0.50
Minimum: 20 goals			

ASSISTS PER 90 MIN.

PLAYER	MIN	ASTS	AVG
XXXXXXXXXX	0	0	0
Minimum: 20 assists			

TORONTO FC ALL-TIME INDIVIDUAL LEADERS



SCORING PCT.

PLAYER	GP	SHOTS	GOALS	PCT
Dwayne De Rosario	57	158	27	17.1
Minimum: 20 goals				

SHOTS ON GOAL PCT.

PLAYER	GP	SHOTS	SOG	PCT
Dwayne De Rosario	57	158	75	47.5
Minimum: 75 shots on goal				

GAMES PLAYED IN GOAL

PLAYER	GP
Stefan Frei	81
Greg Sutton	34
Kenny Stamatopoulos	12
Milos Kocic	10
Brian Edwards	9
Srdjan Djekanovic	8
Sam Reynolds	2
Jon Conway	1
David Monsalve	1

GAMES STARTED IN GOAL

PLAYER	GS
Stefan Frei	81
Greg Sutton	33
Kenny Stamatopoulos	12
Brian Edwards	9
Milos Kocic	8
Srdjan Djekanovic	7
Sam Reynolds	2
Jon Conway	1
David Monsalve	1

MINUTES PLAYED IN GOAL

PLAYER	MIN
Stefan Frei	7221
Greg Sutton	3015
Kenny Stamatopoulos	1080
Brian Edwards	810
Milos Kocic	761
Srdjan Djekanovic	635
Sam Reynolds	175
David Monsalve	90
Jon Conway	72

GOALS AGAINST AVG.

PLAYER	GP	MIN	SHTS	SVS	GA	GAA	W-L-T	SHO
Stefan Frei	81	7221	436	312	124	1.55	20-34-25	19
Minimum: 4000 minutes played								

WINNING PCT.

PLAYER	GP	WON	LOST	TIED	PCT
Stefan Frei	81	20	34	25	.411
Minimum: 20 wins					

WINS

PLAYER	GP	WON
Stefan Frei	81	20
Greg Sutton	34	9
Milos Kocic	10	4
Brian Edwards	9	3
Srdjan Djekanovic	8	2
Sam Reynolds	2	1
Kenny Stamatopoulos	12	1

LOSSES

PLAYER	GP	LOST
Stefan Frei	81	34
Greg Sutton	34	16
Kenny Stamatopoulos	12	8
Brian Edwards	9	4
Srdjan Djekanovic	8	3
Milos Kocic	10	1
David Monsalve	1	1

SAVES

PLAYER	GP	SVS
Stefan Frei	81	312
Greg Sutton	34	155
Kenny Stamatopoulos	12	41
Milos Kocic	10	40
Brian Edwards	9	34
Srdjan Djekanovic	8	22
Sam Reynolds	2	9
David Monsalve	1	7
Jon Conway	1	2

SHUTOUTS

PLAYER	GP	SHO
Stefan Frei	81	19
Greg Sutton	34	7
Brian Edwards	9	3
Srdjan Djekanovic	8	2
Kenny Stamatopoulos	12	2
Milos Kocic	10	1

SAVES PERCENTAGE

PLAYER	GP	SAVES	SOG	PCT
Stefan Frei	81	312	449	69.5
Minimum: 175 saves				



TORONTO FC INDIVIDUAL SINGLE-SEASON LEADERS (1996-2011)

GAMES PLAYED

YEAR	PLAYER	GP
2009	Chad Barrett	29
2008	Jim Brennan	28
2009	Jim Brennan	28
2009	Dwayne De Rosario	28
2010	Stefan Frei	28
2010	Nick LaBrocca	28

GAMES STARTED

YEAR	PLAYER	GS
2009	Jim Brennan	28
2010	Stefan Frei	28

6 players tied with 27

MINUTES PLAYED

YEAR	PLAYER	MIN
2010	Stefan Frei	2520
2009	Jim Brennan	2478
2008	Jim Brennan	2462
2009	Dwayne De Rosario	2444
2007	Jim Brennan	2430

GOALS

YEAR	PLAYER	GP	GOALS
2010	Dwayne De Rosario	27	15
2009	Dwayne De Rosario	28	11
2011	Danny Koevermans	10	8
2010	Chad Barrett	23	7
2007	Danny Dichio	17	6
2011	Maicon Santos	19	6

ASSISTS

YEAR	PLAYER	GP	ASTS
2009	Dwayne De Rosario	28	6
2009	Amado Guevara	25	6
2010	Nick LaBrocca	28	6
2009	Marvell Wynne	21	5
2011	Joao Plata	26	5
2011	Nick Soolsma	23	5

SHOTS

YEAR	PLAYER	GP	SHOTS
2009	Dwayne De Rosario	28	80
2010	Dwayne De Rosario	27	72
2009	Chad Barrett	29	55
2011	Maicon Santos	19	52
2009	Amado Guevara	25	49

SHOTS ON GOAL

YEAR	PLAYER	GP	SOG
2009	Dwayne De Rosario	28	36
2010	Dwayne De Rosario	27	36
2009	Chad Barrett	29	25
2007	Collin Samuel	18	24
2009	Amado Guevara	25	20

FOULS COMMITTED

YEAR	PLAYER	GP	FC
2007	Maurice Edu	25	65
2007	Carl Robinson	26	50
2008	Carl Robinson	27	49
2007	Danny Dichio	17	46
2009	Adrian Serieux	26	42

FOULS SUFFERED

YEAR	PLAYER	GP	FS
2007	Maurice Edu	25	50
2008	Rohan Ricketts	27	43
2011	Nick Soolsma	23	42
2009	Pablo Vitti	26	40
2010	Julian de Guzman	25	40

CAUTIONS (YELLOW)

YEAR	PLAYER	GP	CAUT
2009	Jim Brennan	28	8
2010	Julian de Guzman	25	8
2010	Dan Gargan	27	7

8 players tied with 6

EJECTIONS (RED CARDS)

YEAR	PLAYER	GP	EJECT
2007	Andrew Boyens	23	2
2008	Marco Velez	23	2

22 players tied with 1

CORNER KICKS

YEAR	PLAYER	GP	CK
2009	Amado Guevara	25	94
2010	Nick LaBrocca	28	63
2008	Amado Guevara	21	49
2007	Carl Robinson	26	47
2008	Laurent Robert	17	43

OFFSIDES

YEAR	PLAYER	GP	OFF
2009	Dwayne De Rosario	28	43
2010	Dwayne De Rosario	27	41
2008	Danny Dichio	23	26
2007	Jeff Cunningham	16	23
2008	Jeff Cunningham	16	19

GAME-WINNING GOALS

YEAR	PLAYER	GP	GWG
2010	Dwayne De Rosario	27	5

7 players tied with 2

GAME-WINNING ASSISTS

YEAR	PLAYER	GP	GWA
2007	Ronnie O'Brien	13	2
2009	Nana Attakora	20	2
2009	Sam Cronin	27	2
2010	Jacob Peterson	24	2
2011	Nick Soolsma	23	2

PENALTY-KICK GOALS

YEAR	PLAYER	GP	PKG
2010	Dwayne De Rosario	27	3
2007	Collin Samuel	18	1
2011	Joao Plata	26	1
2011	Nick Soolsma	23	1

GOALS PER GAME

YEAR	PLAYER	GP	GOALS	AVG
2011	Danny Koevermans	10	8	0.80
2010	Dwayne De Rosario	27	15	0.56
2009	Dwayne De Rosario	28	11	0.39
2007	Danny Dichio	17	6	0.35
2011	Maicon Santos	19	6	0.32

Minimum: 5 goals

TORONTO FC INDIVIDUAL SINGLE-SEASON LEADERS (1996-2011)

ASSISTS PER GAME

YEAR	PLAYER	GP	ASTS	AVG
2009	Amado Guevara	25	6	0.24
2009	Marvell Wynne	21	5	0.24
2011	Nick Soolsma	23	5	0.22
2009	Dwayne De Rosario	28	6	0.21
2010	Nick LaBrocca	28	6	0.21

Minimum: 5 assists

SCORING PCT.

YEAR	PLAYER	GP	SHOTS	GOALS	PCT
2007	Danny Dichio	17	20	6	30.0
2011	Danny Koevermans	10	30	8	26.7
2008	Danny Dichio	23	20	5	25.0
2010	Chad Barrett	23	32	7	21.9
2010	Dwayne De Rosario	27	72	15	20.8

Minimum: 5 goals

SHOTS ON GOAL PCT.

YEAR	PLAYER	GP	SHOTS	SOG	PCT
2007	Collin Samuel	18	41	24	58.5
2010	Dwayne De Rosario	27	72	36	50.0
2009	Chad Barrett	29	55	25	45.5
2009	Dwayne De Rosario	28	80	36	45.0
2009	Amado Guevara	25	49	20	40.8

Minimum: 20 shots on goal

GAMES PLAYED IN GOAL

YEAR	PLAYER	GP
2010	Stefan Frei	28
2011	Stefan Frei	27
2009	Stefan Frei	26
2008	Greg Sutton	24
2007	Kenny Stamatopoulos	12

GAMES STARTED IN GOAL

YEAR	PLAYER	GS
2010	Stefan Frei	28
2011	Stefan Frei	27
2009	Stefan Frei	26
2008	Greg Sutton	24
2007	Kenny Stamatopoulos	12

MINUTES PLAYED IN GOAL

YEAR	PLAYER	MIN
2010	Stefan Frei	2520
2011	Stefan Frei	2406
2009	Stefan Frei	2295
2008	Greg Sutton	2160
2007	Kenny Stamatopoulos	1080

GOALS AGAINST AVG.

YEAR	PLAYER	GP	MIN	GA	GAA
2010	Stefan Frei	28	2520	37	1.32
2008	Greg Sutton	24	2160	35	1.46
2009	Stefan Frei	26	2295	38	1.49
2007	Kenny Stamatopoulos	12	1080	20	1.67
2011	Stefan Frei	27	2406	49	1.83

Minimum: 1000 minutes played

WINNING PCT.

YEAR	PLAYER	GP	WON	LOST	TIED	PCT
2009	Stefan Frei	26	9	9	7	.500
2008	Greg Sutton	24	7	10	7	.438
2010	Stefan Frei	28	8	13	7	.411

Minimum: 5 wins

WINS

YEAR	PLAYER	GP	WON
2009	Stefan Frei	26	9
2010	Stefan Frei	28	8
2008	Greg Sutton	24	7
2011	Stefan Frei	27	3
2011	Milos Kocic	8	3

LOSSES

YEAR	PLAYER	GP	LOST
2010	Stefan Frei	28	13
2011	Stefan Frei	27	12
2008	Greg Sutton	24	10
2009	Stefan Frei	26	9
2007	Kenny Stamatopoulos	12	8

SAVES

YEAR	PLAYER	GP	SVS
2008	Greg Sutton	24	116
2010	Stefan Frei	28	108
2011	Stefan Frei	27	106
2009	Stefan Frei	26	98
2007	Kenny Stamatopoulos	12	41

SHUTOUTS

YEAR	PLAYER	GP	SHO
2010	Stefan Frei	28	8
2008	Greg Sutton	24	6
2011	Stefan Frei	27	6
2009	Stefan Frei	26	5
2007	Srdjan Djekanovic	8	2
2007	Kenny Stamatopoulos	12	2
2008	Brian Edwards	6	2

SAVES PERCENTAGE

YEAR	PLAYER	GP	SAVES	SOG	PCT
2008	Greg Sutton	24	116	160	72.5
2010	Stefan Frei	28	108	153	70.6
2009	Stefan Frei	26	98	141	69.5
2011	Stefan Frei	27	106	155	68.4
2007	Kenny Stamatopoulos	12	41	61	67.2

Minimum: 40 saves



TORONTO FC ALL-TIME MLS SCHEDULE

REGULAR SEASON TOTALS

DATE	OPPONENT	RESULT	ATT.	W-L-T	POS.	PTS	NOTES:
04/07/2007	at Chivas USA	L 0-2	14,351	0-1-0	T4	0	CHV: Razov (35) Kijestian (88)
04/14/2007	at New England	L 0-4	18,184	0-2-0	T6	0	NE: Twellman (12,18) Joseph (60) Dorman (72)
04/25/2007	at Kansas City	L 0-3	7,438	0-3-0	T6	0	KC: Johnson (5) Zavagnin (55) Movsisyan (70)
04/28/2007	Kansas City	L 0-1	20,148	0-4-0	T6	0	KC: Johnson (81)
05/12/2007	Chicago	W 3-1	20,041	1-4-0	7	3	TOR: Dichio (24) Goldthwaite (51) Edu (75); CHI: Rolfe (36)
05/16/2007	Houston	W 1-0	19,123	2-4-0	6	6	TOR: Welsh (25)
05/19/2007	D.C. United	L 1-2	20,183	2-5-0	7	6	TOR: Eskandarian (44); DC: own goal (52) Moreno (79)
05/26/2007	at Columbus	T 2-2	11,755	2-5-1	7	7	TOR: Dichio (27) Brennan (49); CLB: Herron (2,36)
06/02/2007	Colorado	W 2-1	20,195	3-5-1	6	10	TOR: Dichio (9) Boyens (28); COL: Gomez (32)
06/06/2007	New York	L 1-2	20,113	3-6-1	6	10	TOR: Cunningham (22); NY: Angel (69,71)
06/17/2007	FC Dallas	W 4-0	20,156	4-6-1	6	13	TOR: Edu (22) Dichio (25) Robinson (65) Cunningham (90)
06/23/2007	at New England	L 0-3	10,114	4-7-1	7	13	NE: Dorman (13,81) Noonan (33)
07/01/2007	at Kansas City	T 1-1	9,485	4-7-2	7	14	TOR: Dichio (46); KC: Harrington (18)
07/04/2007	at Real Salt Lake	W 2-1	20,751	5-7-2	6	17	TOR: Cunningham (19) Samuel (79); RSL: Eskandarian (45)
07/07/2007	at Chicago	T 1-1	13,080	5-7-3	6	18	TOR: Edu (78); CHI: Barrett (70)
07/15/2007	at Houston	T 0-0	11,114	5-7-4	6	19	
07/22/2007	at Columbus	L 0-2	13,479	5-8-4	6	19	CLB: Barros Schelotto (50,56)
07/29/2007	Chicago	L 0-3	20,322	5-9-4	T6	19	CHI: Guerrero (37) Carr (58) Franks (75)
08/05/2007	Los Angeles	T 0-0	20,522	5-9-5	T6	20	
08/12/2007	at New York	L 0-3	12,103	5-10-5	T6	20	NY: Angel (24) Altidore (50,63)
08/18/2007	Chivas USA	L 0-2	20,178	5-11-5	7	20	CHV: Galindo (57) Kijestian (88)
08/25/2007	D.C. United	L 0-1	20,093	5-12-5	7	20	DC: Fred (8)
09/08/2007	at FC Dallas	L 0-2	16,790	5-13-5	7	20	DAL: Denilson (36) Thompson (87)
09/15/2007	Real Salt Lake	T 0-0	20,098	5-13-6	7	21	
09/22/2007	Columbus	L 1-2	20,127	5-14-6	7	21	TOR: Canizalez (2); CLB: Garey (61) Thomas (83)
09/29/2007	at D.C. United	L 1-4	25,174	5-15-6	7	21	TOR: Robinson (14); DC: Burch (52) Fred (57) Moreno (66) Emilio (70)
10/04/2007	New York	W 2-1	20,274	6-15-6	7	24	TOR: Edu (18) own goal (66); NY: Richards (75)
10/07/2007	at Colorado	L 0-1	10,832	6-16-6	7	24	COL: Kirovski (43)
10/13/2007	at Los Angeles	L 1-2	27,000	6-17-6	7	24	TOR: Samuel (68); LA: Donovan (56) Buddle (78)
10/20/2007	New England	T 2-2	20,374	6-17-7	7	25	TOR: Samuel (59) Dichio (90); NE: Parkhurst (45) Twellman (47)
03/29/2008	at Columbus	L 0-2	13,843	0-1-0	T5	0	CLB: Moffat (26) Moreno (76)
04/05/2008	at D.C. United	L 1-4	20,161	0-2-0	7	0	TOR: Edu (88); DC: Emilio (2) Quaranta (5) Gallardo (52) Moreno (78)
04/13/2008	at Los Angeles	W 3-2	20,426	1-2-0	T5	3	TOR: Dichio (42) Ja. Smith (53) Cunningham (88); LA: Donovan (43,58)
04/19/2008	Real Salt Lake	W 1-0	20,219	2-2-0	5	6	TOR: Robert (31)
04/26/2008	Kansas City	W 2-0	20,045	3-2-0	5	9	TOR: Guevara (56,77)
05/01/2008	New York	T 1-1	19,816	3-2-1	T2	10	TOR: Velez (22); NY: van den Bergh (38)
05/17/2008	Columbus	T 0-0	20,358	3-2-2	T5	11	
05/21/2008	D.C. United	W 1-0	19,971	4-2-2	4	14	TOR: Dichio (7)
05/24/2008	at D.C. United	L 2-3	18,647	4-3-2	4	14	TOR: Dichio (13,45); DC: Peralta (41) Moreno (70) Emilio (72)
05/31/2008	Los Angeles	W 2-0	20,096	5-3-2	4	17	TOR: James (48) Cunningham (64)
06/08/2008	at Houston	L 1-3	13,179	5-4-2	4	17	TOR: Cunningham (71); HOU: De Rosario (45) Ching (52,69)
06/14/2008	Colorado	W 3-1	20,135	6-4-2	3	20	TOR: Dichio (37) Ricketts (58,67); COL: C. Gomez (80)
06/21/2008	Kansas City	T 0-0	20,293	6-4-3	3	21	
06/28/2008	at New England	L 1-2	15,863	6-5-3	3	21	TOR: own goal (78); NE: Ralston (12,59)
07/12/2008	at Chicago	L 1-2	15,118	6-6-3	5	21	TOR: Ibrahim (63); CHI: Rolfe (6) Thorrington (90)
07/19/2008	San Jose	T 0-0	20,264	6-6-4	T4	22	
07/28/2008	at Real Salt Lake	L 1-2	12,319	6-7-4	T4	22	TOR: Guevara (84); RSL: Olave (63) Findley (87)
08/03/2008	FC Dallas	L 0-2	20,247	6-8-4	T5	22	DAL: Cooper (81,90)
08/09/2008	at Colorado	W 1-0	11,752	7-8-4	T4	25	TOR: Barrett (44)
08/17/2008	at New York	L 0-2	11,119	7-9-4	T6	25	NY: Magee (37) Angel (90)
08/23/2008	New England	T 1-1	20,461	7-9-5	T6	26	TOR: Barrett (66); NE: Twellman (35)
08/30/2008	at Chivas USA	L 1-2	12,561	7-10-5	T6	26	TOR: Brennan (19); CHV: Eskandarian (20) Harris (90)
09/06/2008	Chivas USA	L 1-3	19,863	7-11-5	T6	26	TOR: Rosenlund (30); CHV: Paladini (41) Bornstein (58) Razov (90)
09/13/2008	Columbus	T 1-1	19,657	7-11-6	7	27	TOR: Robinson (6); CLB: Noonan (40)
09/20/2008	at Kansas City	L 0-2	8,270	7-12-6	7	27	KC: Jewsbury (63) Souter (79)
09/27/2008	Houston	T 1-1	20,074	7-12-7	7	28	TOR: Wynne (73); HOU: own goal (23)
10/04/2008	at New York	W 3-1	13,756	8-12-7	7	31	TOR: Barrett (27,65) Ibrahim (86); NY: Richards (49)
10/11/2008	at FC Dallas	T 2-2	14,114	8-12-8	7	32	TOR: Velez (72) Wynne (88); DAL: Cooper (34,90)
10/18/2008	Chicago	W 3-2	20,294	9-12-8	7	35	TOR: Guevara (12) Ricketts (18,45); CHI: Mapp (25) Blanco (59)
10/25/2008	at San Jose	L 0-2	10,526	9-13-8	7	35	SJ: Cochrane (49) Salinas (85)
03/21/2009	at Kansas City	W 3-2	10,385	1-0-0	T1	3	TOR: Brennan (33) Guevara (53,62); KC: Amda (56,76)

TORONTO FC ALL-TIME MLS SCHEDULE

REGULAR SEASON TOTALS (CONT'D)

DATE	OPPONENT	RESULT	ATT.	W-L-T	POS.	PTS	NOTES:
03/28/2009	at Columbus	T 1-1	14,686	1-0-1	T1	4	TOR: own goal (84); CLB: Barros Schelotto (30)
04/04/2009	Seattle	L 0-2	20,658	1-1-1	T3	4	SEA: Ljungberg (15) Zakuani (45)
04/11/2009	FC Dallas	T 1-1	20,272	1-1-2	T4	5	TOR: De Rosario (17); DAL: Ricchetti (87)
04/19/2009	at FC Dallas	L 2-3	6,813	1-2-2	T5	5	TOR: Serioux (45) Barrett (59); DAL: Moor (25) Cooper (43,84)
04/22/2009	Chivas USA	W 1-0	19,915	2-2-2	T2	8	TOR: Guevara (36)
04/26/2009	Kansas City	W 1-0	20,056	3-2-2	1	11	TOR: Dichio (54)
05/02/2009	Columbus	T 1-1	19,998	3-2-3	T1	12	TOR: Barrett (64); CLB: Ekpo (54)
05/09/2009	at D.C. United	T 3-3	15,652	3-2-4	2	13	TOR: De Rosario (52,87) Serioux (63); DC: N'Silu (9)
							Pontius (86) Moreno (90)
05/16/2009	Chicago	L 0-2	20,006	3-3-4	4	13	CHI: Rolfe (59) McBride (81)
05/23/2009	New England	W 3-1	20,478	4-3-4	T1	16	TOR: Guevara (13,70) De Rosario (67); NE: Joseph (12)
05/30/2009	at Houston	L 0-3	16,037	4-4-4	T2	16	HOU: Davis (19) Kamara (22) Holden (24)
06/06/2009	Los Angeles	L 1-2	20,753	4-5-4	T3	16	TOR: Dichio (62); LA: Gordon (5) Buddle (77)
06/13/2009	New York	W 2-1	19,843	5-5-4	T3	19	TOR: Cronin (3) Dichio (43); NY: Celades (54)
06/24/2009	New York	W 2-0	20,902	6-5-4	2	22	TOR: Vitti (28) De Rosario (59)
06/27/2009	at Real Salt Lake	L 0-3	18,188	6-6-4	T2	22	RSL: Movsisyan (21) Beckerman (44) Mathis (78)
07/11/2009	at San Jose	W 3-1	9,679	7-6-4	T1	25	TOR: Barrett (5,69) Vitti (54); SJ: Huckerby (32)
07/18/2009	Houston	T 1-1	20,172	7-6-5	4	26	TOR: De Rosario (37); HOU: Boswell (74)
07/25/2009	at Columbus	L 2-3	13,775	7-7-5	4	26	TOR: De Rosario (35) Gerba (49); CLB: Gaven (32) Lenhart (76) Garey (90)
08/01/2009	at New England	T 1-1	12,014	7-7-6	4	27	TOR: De Rosario (34); NE: Jankauskas (76)
08/15/2009	D.C. United	W 2-0	20,638	8-7-6	3	30	TOR: De Rosario (30) White (66)
08/22/2009	at Chivas USA	L 0-2	15,165	8-8-6	3	30	CHV: Kijestian (32,51)
08/29/2009	at Seattle	T 0-0	32,680	8-8-7	5	31	
09/05/2009	at Colorado	L 0-1	10,821	8-9-7	5	31	COL: Casey (51)
09/12/2009	Colorado	W 3-2	20,521	9-9-7	4	34	TOR: De Rosario (19) White (71) Attakora (74); COL: Casey (49) Holody (89)
09/19/2009	at Los Angeles	L 0-2	18,619	9-10-7	T4	34	LA: Beckman (9) Buddle (83)
09/26/2009	at Chicago	T 2-2	16,890	9-10-8	5	35	TOR: De Rosario (6) Barrett (46); CHI: own goal (14) McBride (78)
10/10/2009	San Jose	T 1-1	20,571	9-10-9	T4	36	TOR: Attakora (46); SJ: Glen (90)
10/17/2009	Real Salt Lake	W 1-0	20,384	10-10-9	T3	39	TOR: Brennan (47)
10/24/2009	at New York	L 0-5	21,305	10-11-9	T4	39	NY: Kandji (2,70) Angel (33,62) Mbuta (90)
03/27/2010	at Columbus	L 0-2	13,536	0-1-0	T4	0	CLB: Iro (29) Barros Schelotto (86)
04/10/2010	at New England	L 1-4	12,798	0-2-0	T7	0	TOR: De Rosario (28); NE: Schilawski (47,51,58) Nyassi (66)
04/15/2010	Philadelphia	W 2-1	21,978	1-2-0	T5	3	TOR: De Rosario (35,81); PHI: Harvey (45)
04/18/2010	at Colorado	L 1-3	9,928	1-3-0	T6	3	TOR: De Rosario (58); COL: Casey (24,85) Larentowicz (71)
04/25/2010	Seattle	W 2-0	18,394	2-3-0	T5	6	TOR: De Rosario (58) White (76)
05/01/2010	at Real Salt Lake	L 1-2	12,659	2-4-0	6	6	TOR: De Rosario (88); RSL: Olave (14) Williams (42)
05/08/2010	Chicago	W 4-1	20,060	3-4-0	3	9	TOR: LaBrocca (24) White (47) Barrett (66,69); CHI: Pause (51)
05/15/2010	at Los Angeles	T 0-0	20,007	3-4-1	3	10	
05/22/2010	New England	W 1-0	20,672	4-4-1	3	13	TOR: Barrett (53)
05/29/2010	at San Jose	W 3-1	10,214	5-4-1	2	16	TOR: Barrett (31) De Rosario (66,90); SJ: Corrales (76)
06/05/2010	Kansas City	T 0-0	21,583	5-4-2	3	17	
06/26/2010	Los Angeles	T 0-0	18,809	5-4-3	3	18	
07/01/2010	Houston	T 1-1	21,374	5-4-4	3	19	TOR: Gargan (84); HOU: Ching (72)
07/10/2010	Colorado	W 1-0	21,836	6-4-4	3	22	TOR: Ibrahim (61)
07/17/2010	at Philadelphia	L 1-2	17,251	6-5-4	3	22	TOR: Barrett (81); PHI: Orozco (61) Le Toux (90)
07/24/2010	FC Dallas	T 1-1	19,743	6-5-5	3	23	TOR: dos Santos (61); DAL: Rodriguez (77)
07/31/2010	at Kansas City	L 0-1	10,385	6-6-5	3	23	KC: Bunbury (62)
08/07/2010	Chivas USA	W 2-1	20,648	7-6-5	3	26	TOR: Attakora (21) Barrett (32); CHV: Maldonado (66)
08/11/2010	at New York	L 0-1	19,035	7-7-5	3	26	NY: Lindpere (23)
08/21/2010	New York	L 1-4	22,108	7-8-5	3	26	TOR: De Rosario (49); NY: Marquez (35) own goal (41) Angel (61) Robinson (78)
08/28/2010	Real Salt Lake	T 0-0	21,047	7-8-6	3	27	
09/04/2010	at FC Dallas	L 0-1	10,033	7-9-6	T3	27	DAL: Cunningham (47)
09/08/2010	at Chicago	T 0-0	12,891	7-9-7	3	28	
09/11/2010	D.C. United	L 0-1	20,395	7-10-7	3	28	DC: James (81)
09/18/2010	at Houston	W 2-1	16,435	8-10-7	3	31	TOR: De Rosario (60,90); HOU: Ching (18)
09/25/2010	San Jose	L 2-3	20,064	8-11-7	4	31	TOR: De Rosario (66) dos Santos (79); SJ: Wondolowski (3,53,67)
10/02/2010	at Seattle	L 2-3	36,079	8-12-7	4	31	TOR: De Rosario (16) Barrett (88); SEA: Zakuani (21) Nkufo (26) Nyassi (59)



TORONTO FC ALL-TIME MLS SCHEDULE

REGULAR SEASON TOTALS (CONT'D)

DATE	OPPONENT	RESULT	ATT.	W-L-T	POS.	PTS.	NOTES:
10/09/2010	at Chivas USA	L 0-3	12,426	8-13-7	5	31	CHV: Flores (51) Padilla (88) Espinoza (90)
10/16/2010	Columbus	T 2-2	18,084	8-13-8	T5	32	TOR: dos Santos (29) Peterson (38); CLB: own goal (15) Hesmer (90)
10/23/2010	at D.C. United	W 3-2	18,071	9-13-8	5	35	TOR: dos Santos (23) De Rosario (48,65); DC: Quaranta (1) Moreno (39)
03/19/2011	at Vancouver	L 2-4	22,592	0-1-0	T6	0	TOR: De Rosario (20) dos Santos (74); VAN: Hassli (15,72) Dunfield (26) Harris (63)
03/26/2011	Portland	W 2-0	20,086	1-1-0	T5	3	TOR: Martina (14,70)
04/02/2011	Chivas USA	T 1-1	18,968	1-1-1	T4	4	TOR: Gordon (36); CHV: Moreno (2)
04/09/2011	at San Jose	T 1-1	8,928	1-1-2	T3	5	TOR: Gordon (27); SJ: Dawkins (38)
04/13/2011	Los Angeles	T 0-0	22,453	1-1-3	T2	6	
04/16/2011	D.C. United	L 0-3	16,313	1-2-3	T5	6	DC: Pontius (5,73) Davies (10)
04/23/2011	Columbus	T 1-1	20,145	1-2-4	T6	7	TOR: Tchani (41); CLB: Renteria (49)
04/30/2011	at Seattle	L 0-3	36,287	1-3-4	T6	7	SEA: Fernandez (9) Evans (52,75)
05/07/2011	Houston	W 2-1	20,259	2-3-4	T6	10	TOR: Plata (50) dos Santos (81); HOU: Palmer (87)
05/11/2011	at FC Dallas	L 0-1	8,145	2-4-4	T6	10	DAL: D. Hernandez (45)
05/14/2011	Chicago	T 2-2	18,674	2-4-5	7	11	TOR: Plata (9) dos Santos (47); CHI: Pappa (63) Barouch (75)
05/22/2011	at Colorado	T 0-0	13,598	2-4-6	T6	12	
05/28/2011	Philadelphia	L 2-6	20,122	2-5-6	T6	12	TOR: dos Santos (50,59); PHI: G. Farfan (2) Mapp (11,62) Nakazawa (44) Mwanga (72,89)
06/04/2011	Sporting KC	T 0-0	19,962	2-5-7	T6	13	
06/11/2011	at Los Angeles	T 2-2	20,675	2-5-8	6	14	TOR: Gordon (68,90); LA: Birchall (2) Angel (90)
06/15/2011	at New England	T 0-0	6,680	2-5-9	6	15	
06/18/2011	Seattle	L 0-1	21,839	2-6-9	T6	15	SEA: Montero (90)
06/25/2011	at Real Salt Lake	L 1-3	15,077	2-7-9	T8	15	TOR: dos Santos (66); RSL: Borchers (39) Saborio (42,60)
06/29/2011	Vancouver	W 1-0	19,816	3-7-9	T5	18	TOR: Soolsma (54)
07/06/2011	at New York	L 0-5	15,269	3-8-9	T7	18	NY: Henry (33) Rodgers (38) Lindpere (52) Agudelo (67,89)
07/09/2011	at Houston	L 0-2	19,085	3-9-9	T7	18	HOU: Cruz (50) Cameron (81)
07/20/2011	FC Dallas	L 0-1	21,087	3-10-9	T8	18	DAL: Shea (48)
07/23/2011	at Sporting KC	L 2-4	16,382	3-11-9	T8	18	TOR: Koeversmans (50) Johnson (72); KC: Kamara (28,33) Bravo (37,64)
07/30/2011	at Portland	T 2-2	18,627	3-11-1	8	19	TOR: Marosevic (71) Koeversmans (81); POR: Johnson (23) Jewsbury (57)
08/06/2011	at D.C. United	T 3-3	11,684	3-11-1	8	20	TOR: Marosevic (52) de Guzman (69) Koeversmans (86); DC: De Rosario (19,64,88)
08/13/2011	Real Salt Lake	W 1-0	21,644	4-11-1	7	23	TOR: Plata (77)
08/21/2011	at Chicago	L 0-2	12,020	4-12-1	T8	23	CHI: Oduro (16) Gargan (69)
08/27/2011	San Jose	T 1-1	21,117	4-12-1	8	24	TOR: Avila (32); SJ: Wondolowski (87)
09/10/2011	at Columbus	W 4-2	13,058	5-12-1	T7	27	TOR: Soolsma (21) Johnson (42) de Guzman (83) Koeversmans (90); CLB: Heinemann (67) Mendoza (87)
09/17/2011	Colorado	W 2-1	20,318	6-12-1	T7	30	TOR: Koeversmans (52,60); COL: Nyassi (69)
09/24/2011	at Chivas USA	L 0-3	14,357	6-13-1	T7	30	CHV: Angel (12,77) Braun (71)
10/01/2011	New York	T 1-1	20,132	6-13-1	8	31	TOR: Koeversmans (50); NY: Henry (88)
10/15/2011	at Philadelphia	T 1-1	19,178	6-13-1	8	32	TOR: Johnson (57); PHI: Le Toux (43)
10/22/2011	New England	T 2-2	21,600	6-13-1	8	33	TOR: Soolsma (20) Koeversmans (83); NE: Zerka (40) Caraglio (46)

TORONTO FC ALL-TIME TRANSACTIONS

PLAYERS CHOSEN FROM THE 2006 MLS EXPANSION DRAFT

Paulo Nagamura (Los Angeles Galaxy)
 *Traded to Chivas USA May 4th, 2007

Danny O'Rourke (Columbus Crew)
 *Traded to Columbus Crew for partial allocation

Jose Cancela
 *Traded Apr. 7th to Colorado Rapids for Youth Development roster spot

Adrian Serieux (Houston Dynamo)
 *Traded to FC Dallas with a 2nd round pick, 14th overall for Ronnie O'Brien in the 2008 MLS SuperDraft

Nate Jaqua
 *Traded to Los Angeles Galaxy for partial allocation Dec. 15, 2006

Rod Dyachenko (D.C. United)
 *Traded back to D.C. in exchange for 1st round Draft pick in 2008 - Feb. 1, 2007

Jason Kreis (Real Salt Lake)
 *It was mutually agreed to by both teams that Kreis would return to Utah, Toronto received allocation money in return. Kreis went on to become Head Coach of RSL later that season.

Tim Regan
 *Traded to New York for Edson Buddle

Ritchie Kotschau
 *Waived by the club, never played any minutes with Toronto FC.

Will Hesmer
 *Traded to Columbus Crew for a partial allocation.

OTHER TRANSACTIONS AND SIGNINGS

SEP. 8, 2006 Signed defender/midfielder Jim Brennan

NOV. 22, 2006 Signed defenders Adam Braz, Chris Pozniak, and Marco Reda

NOV. 22, 2006 Acquired midfielder Ronnie O'Brien in trade with Dallas for midfielder Adrian Serieux and a 2007 2nd Rd draft pick

DEC. 1, 2006 Signed goalkeeper Greg Sutton

DEC. 22, 2006 Acquired forward Alecko Eskandarian from D.C. United for partial allocation

JAN. 12, 2007 Selects midfielder Maurice Edu first overall in 2007 MLS SuperDraft, defender Andrew Boyens, first round, 10th overall, midfielder Rich Asante in the 3rd round, and forward Jeff Gonsalves, in the 4th round, 40th overall.

JAN. 15, 2007 Agreed to contract terms with forward Edson Buddle

JAN. 18, 2007 Selects forwards Jarrod Smith, Daryl Roberts, Hunter West, and midfielder Tyler Hemming in MLS Supplemental Draft

JAN. 25, 2007 Acquired Abdoulaye Ibrahim in trade with NYRB, the teams swapped allocations, and NY gets 4th Rd draft pick in 2008.

FEB. 1, 2007 Signed midfielder Carl Robinson/Traogo Rod

MAR. 5, 2007 Acquired forward Conor Casey

MAR. 5, 2007 Selects goalkeeper Jon Busch in MLS Waiver Draft

MAR. 20, 2007 Acquired midfielder Richard Mulrooney in trade with Houston in exchange for Toronto FC's first round pick in 2008 MLS SuperDraft

APR. 19, 2007 Traded midfielder Richard Mulrooney to Houston for defender Kevin Goldthwaite and a first round SuperDraft pick

APR. 19, 2007 Acquired defender Marvell Wynne in trade with NYRB in exchange for partial allocation and second round MLS SuperDraft pick in 2008

APR. 19, 2007 Signed forward Daniele "Danny" Dichio

APR. 20, 2007 Traded forward Conor Casey to Colorado Rapids in exchange for 3rd Rd pick in 2008 MLS SuperDraft

MAY 4, 2007 Traded Paulo Nagamura to Chivas USA in exchange for 1st Rd pick MLS SuperDraft

MAY 22, 2007 Traded forward Alecko Eskandarian to Real Salt Lake for forward Jeff Cunningham

JUN. 13, 2007 Acquired defender Tyrone Marshall in trade with L.A. Galaxy for forward Edson Buddle

JUN. 19, 2007 Released forward Abdoulaye Ibrahim

JUN. 25, 2007 Signed forward Collin Samuel

JUN. 27, 2007 Traded defender Kevin Goldthwaite to NYRB for defender Todd Dunivant

AUG. 3, 2007 Acquired goalkeeper Kenny Stamatopoulos on free loan from Tromso IL (Norway)

SEP. 6, 2007 Releases Midfielder Andy Welsh

NOV. 21, 2007 Midfielder/Defender Chris Pozniak selected by San Jose in Expansion Draft

NOV. 29, 2007 Toronto FC placed 7 players on waivers D - Adam Braz, MF - Miguel Canizalez, GK - Srđjan Djekanovic, F - David Guzman, D - Stephen Lumley, MF - Cristian Nunez, and D - Marco Reda

JAN. 18, 2008 Selects defender Julius James 9th overall in 2008 MLS SuperDraft, selects midfielder Pat Phelan 10th overall, selected goalkeeper Brian Edwards 2nd round, 28th overall, selects Mike Zaher 3rd round, 30th overall, and selected Joseph Lapira 3rd round, 35th overall.

FEB. 28, 2008 Traded midfielder Ronnie O'Brien to San Jose Earthquakes for first round 2009 MLS SuperDraft pick, and allocation money.

FEB. 29, 2008 Acquired defender Kevin Harmse from the L.A. Galaxy in exchange for a 4th round pick in 2009 MLS SuperDraft.

MAR. 19, 2008 Signed defender Marco Velez, and forward Jarrod Smith. Smith signs Developmental contract.

MAR. 21, 2008 Signed Tyler Rosenlund to a Senior Development contract.

APR. 2, 2008 Signed midfielder Laurent Robert

APR. 3, 2008 Traded defender Mike Zaher to D.C. United, in exchange for a 1st round pick in the 2009 MLS Supplemental Draft.



TORONTO FC ALL-TIME TRANSACTIONS

APR. 9, 2008	Signed midfielder Amado Guevara, in exchange Chivas USA receives future considerations in the 2009 and 2010 MLS SuperDraft.	FEB. 24, 2009	Traded defender Tyrone Marshall to L.A. Galaxy in exchange for allocation money.
APR. 11, 2008	Signed midfielder Rohan Ricketts.	FEB. 24, 2009	Signed defender Adrian Serieux from FC Dallas
APR. 14, 2008	Waived defender Andrew Boyens.	FEB. 27, 2009	Acquired Natural 2010 second round pick from Colorado in exchange for rights to forward Gregory Richardson
APR. 24, 2008	Signed defender Olivier Tebily	MAR. 3, 2009	Signed defender Emmanuel Gomez and defender Amadou Sanyang
APR. 25, 2008	Waived midfielder Tyler Hemming.	JUN. 9, 2009	Released goalkeeper Greg Sutton
JUN. 4, 2008	Traded defender Pat Phelan to New England Revolution in exchange for international roster slot.	JUN. 9, 2009	Acquired defender Nick Garcia in exchange for Toronto's 3rd round selection in the 2010 MLS SuperDraft
JUN. 13, 2008	Acquired forward Abdus Ibrahim from FC Dallas in exchange for a conditional pick in the 2010 pick in the 2010 MLS SuperDraft.	JUN. 16, 2009	Released forward Johann Smith
JUL. 14, 2008	Acquires allocation money and an international roster slot for remainder of 2008 season through 2013 from the San Jose Earthquakes in exchange for the rights to forward Darren Huckerby.	JUN. 23, 2009	Signed forward Ali Gerba
JUL. 30, 2008	Acquires forward Chad Barrett from Chicago Fire in exchange for a 2009 1st round MLS SuperDraft pick and conditional future considerations for forward Brian McBride.	AUG. 12, 2009	Signed defender Lesly Fellingina
JUL. 31, 2008	Waived defender Olivier Tebily.	AUG. 13, 2009	Released defender Marco Velez
AUG. 8, 2008	Acquired 3rd round 2009 MLS SuperDraft pick from FC Dallas in exchange for forward Jeff Cunningham.	SEP. 9, 2009	Forward Danny Dichio announces his retirement. Dichio remains with Toronto FC as a team ambassador and coach
AUG. 15, 2008	Signed forward Johann Smith.	SEP. 11, 2009	Sign Canadian international midfielder Julian De Guzman. De Guzman becomes the team's first designated player
AUG. 19, 2008	Waived Midfielder Laurent Robert.	DEC. 17, 2009	Options on forward Pablo Vitti, midfielders Lesly Fellingina and Amado Guevara are declined
AUG. 21, 2008	Signed forward Carlos Ruiz from L.A. Galaxy in exchange for a 1st, and 2nd round pick in the 2009 MLS SuperDraft.	JAN. 14, 2010	Selects defender Zac Herold, 2nd round (24th overall), and midfielder Nane Joseph in the 4th round of the 2010 MLS SuperDraft
AUG. 22, 2008	Transfers midfielder Maurice Edu to Glasgow Rangers of the SPL	JAN. 21, 2010	Acquired midfielder Jacob Peterson from the Colorado Rapids in exchange for allocation money
SEP. 3, 2008	Signed forward Chad Barrett to four year contract extension.	FEB. 9, 2010	Acquired defender Ty Harden from the Colorado Rapids in exchange for a third round MLS SuperDraft pick in 2011
SEP. 12, 2008	Signed defender Hunter Freeman from New York Red Bulls, in exchange for a 3rd and 4th round 2009 MLS Supplemental Draft picks.	MAR. 11, 2010	Traded Carl Robinson to the New York Red Bulls in exchange for a fourth round MLS SuperDraft pick in 2011
NOV. 26, 2008	Forward Jarrod Smith selected by Seattle Sounders FC in 2008 Expansion Draft	MAR. 25, 2010	Acquired midfielder Nick LaBrocca and a third round 2011 MLS SuperDraft pick from the Colorado Rapids in exchange for defender Marvell Wynne
DEC. 12, 2008	Acquired midfielder Dwayne De Rosario from Houston Dynamo in exchange for defender Julius James and allocation money.	MAR. 25, 2010	Signed midfielder Martin Saric
JAN.15, 2009	Selects midfielder Sam Cronin 2nd overall in 2009 MLS SuperDraft, selects forward O'Brian White 4th overall, goalkeeper Stefan Frei 13th overall, forward Mike Grella 34th overall, and forward Kyle Hall 39th overall.	MAR. 26, 2010	Signed goalkeeper Jon Conway and waived goalkeeper Brian Edwards
JAN. 22, 2009	Signed Dwayne De Rosario to long term contract.	MAR. 27, 2010	Signed defender Dan Gargan
FEB. 2, 2009	Resigned midfielder Rohan Ricketts	APR. 5, 2010	Signed Joseph Nane to a developmental contract
FEB. 3, 2009	Traded defender Todd Dunivant to the L.A. Galaxy in exchange for allocation money.	APR. 5, 2010	Terminate contract of forward Ali Gerba
FEB. 9, 2009	Signed forward Pablo Vitti on loan	APR. 6, 2010	Signed goalkeeper Milos Kocic
		APR. 7, 2010	Captain Jim Brennan announces his retirement. Brennan remains with Toronto FC as assistant manager
		APR. 10, 2010	Signed defender Raivis Hscanovics



APR. 12, 2010	Signed defenders Adrian Cann, and Maksim Usanov
MAY 17, 2010	Defender Zachary Herold announces his retirement
JUN. 22, 2010	Traded midfielder Sam Cronin to the San Jose Earthquakes in exchange for allocation money
JUL. 6, 2010	Signed forward Mista
JUL. 9, 2010	Signed forward Maicon Santos
AUG. 26, 2010	Signed defender Doneil Henry. Henry is the first home grown player to sign for Toronto FC
SEP. 15, 2010	Signed forward Nicholas Lindsay. Lindsay is the second home grown player to sign for Toronto FC
NOV. 24, 2010	Forward O'Brian White selected by the Vancouver Whitecaps FC in the 2010 MLS Expansion Draft
NOV. 24, 2010	Waived five players: midfielder Gabe Gala, midfielder Martin Saric, defender Maxim Usanov, defender Raivis Hscanovics, and forward Mista
NOV. 25, 2010	Acquired midfielder Nathan Sturgis from Vancouver Whitecaps FC in exchange for a first round pick in the 2011 MLS SuperDraft
NOV. 30, 2010	Traded midfielder Joseph Nane to the Colorado Rapids for a third round pick in the 2011 MLS SuperDraft
DEC. 3, 2010	Options declined on Fuad Ibrahim, Amadou Sanyang, and Nick Garcia
JAN. 13, 2011	Traded forward Chad Barrett to the L.A. Galaxy in exchange for future considerations
JAN. 13, 2011	Traded goalkeeper Jon Conway to the Chicago Fire in exchange for a third round pick in the 2011 MLS SuperDraft
JAN. 13, 2011	Selected defender Demitrius Omphroy, second round (26th overall), and midfielder Matt Gold, midfielder Junior Burgos, and forward Joao Plata in the third round of the 2011 MLS SuperDraft
JAN. 18, 2011	Selected midfielder Jimmy "JC" Banks, forward Steven Beattie, and midfielders Spencer Thompson and Scott Rojo in the 2011 MLS Supplemental Draft
MAR. 11, 2011	Acquired forward Alan Gordon from Chivas USA in exchange for midfielder Nick LaBrocca
MAR. 11, 2011	Signed midfielder Gianluca Zavarise
MAR. 17, 2011	Signed Academy players: Ashtone Morgan, Matt Stinson, Oscar Cordon, and Keith Makubuya to the First Team
MAR. 18, 2011	Signed midfielder/defender Mikael Yourassowsky
MAR. 24, 2011	Acquired midfielder Alen Stevanovic on loan from Torino (Italy)
MAR. 31, 2011	Signed Jamaican international defender Dicoy Williams

APR. 1, 2011	Acquired midfielder Tony Tchani, defender Danleigh Borman and a 1st Round pick in the 2012 MLS SuperDraft from New York Red Bulls in exchange for midfielder Dwayne De Rosario
APR. 15, 2011	Acquired defender Richard Eckersley on loan from Burnley (England)
JUN. 19, 2011	Midfielder Alen Stevanovic is recalled by Torino, ending his loan deal
JUN. 29, 2011	Signed midfielder Torsten Frings and forward Danny Koevermans as Designated Players
JUL. 14, 2011	Acquired midfielder Terry Dunfield from Vancouver Whitecaps FC in exchange for allocation money
JUL. 14, 2011	Acquired forward Ryan Johnson from San Jose Earthquakes in exchange for forward Alan Gordon, midfielder Jacob Peterson, and defender Nana Attakora
JUL. 15, 2011	Acquired defender Andy Iro and midfielder Leandre Griffitt from Columbus Crew in exchange for midfielder Tony Tchani
JUL. 20, 2011	Signed defender Eddy Viator
JUL. 28, 2011	Acquired defender Dasan Robinson from Chicago Fire in exchange for defender Dan Gargan and a 2nd Round pick in the 2012 MLS SuperDraft
JUL. 29, 2011	Signed forward Peri Marosevic
AUG. 2, 2011	Acquired midfielder Eric Avila from FC Dallas in exchange for forward Maicon Santos
SEP. 15, 2011	Acquired defender Kyle Davies from LA Galaxy in exchange for defender Dasan Robinson
NOV. 23, 2011	Waived defenders: Demitrius Omphroy, Eddy Viator, Kyle Davies, along with midfielders: Leandre Griffitt, Matt Gold, Gianluca Zavarise, and forward Javier Martina
NOV. 29, 2011	Acquired defender Jeremy Hall from FC Dallas in exchange for a 2nd Round pick in the 2013 MLS SuperDraft
DEC. 7, 2011	Signed Bermudan international forward Reggie Lambe
DEC. 28, 2011	Acquired a 2014 conditional pick in the MLS SuperDraft from Houston Dynamo in exchange for midfielder Nathan Sturgis
JAN. 10, 2012	Signed forward Joao Plata on a permanent deal
JAN. 18, 2012	Waived defender/midfielder Mikael Yourassowsky
JAN. 20, 2012	Defender Andry Iro and forward Peri Marosevic both decline contract offers and leave the club
JAN. 26, 2012	Signed defender Richard Eckersley on a permanent deal
JAN. 26, 2012	Signed Ecuadorian international defender Geovanny Caicedo
Jan. 30, 2012	Signed defender Miguel Aceval



TORONTO FC ALL-TIME COACHES AND CAPTAINS

TORONTO FC ALL-TIME COACHES

YEAR	COACH	W	L	T	PCT	OT	SHO	PTS
2007	Mo Johnston	6	17	7	.317	0-0-0	0-0	25
2008	John Carver	9	13	8	.433	0-0-0	0-0	35
2009	John Carver	2	2	2	.500	0-0-0	0-0	8
	Chris Cummins	8	9	7	.479	0-0-0	0-0	31
2010	Preki	7	10	7	.438	0-0-0	0-0	28
	Nick Dasovic	2	3	1	.417	0-0-0	0-0	7
2011	Aron Winter	6	13	15	.397	0-0-0	0-0	33
	TOTALS	40	67	47	.412	0-0-0	0-0	167

TORONTO FC ALL-TIME CAPTAINS

2007-2010	Jimmy Brennan
2010-2011	Dwayne De Rosario
2011	Maicon Santos
2011-Present	Torsten Frings



TORONTO FC INDIVIDUAL HIGHS

GAMES PLAYED

Career:	84	Jim Brennan
Season:	29	Chad Barrett (2009)

MINUTES

Career:	7460	Jim Brennan
Season:	2520	Stefan Frei (2010)

GOALS

Career:	27	Dwayne De Rosario
Season:	15	Dwayne De Rosario (2010)
Game:	2	21 times
Half:	2	13 times

ASSISTS

Career:	10	Dwayne De Rosario
Career:	10	Amado Guevara
Career:	10	Marvell Wynne
Season:	6	Dwayne De Rosario (2009)
Season:	6	Amado Guevara (2009)
Season:	6	Nick LaBrocca (2010)
Game:	2	10 times
Half:	2	3 times

SHOTS

Career:	158	Dwayne De Rosario
Season:	80	Dwayne De Rosario (2009)
Half:	6	4 times

SHOTS ON GOAL

Career:	75	Dwayne De Rosario
Season:	36	Dwayne De Rosario (2009)
Season:	36	Dwayne De Rosario (2010)
Game:	5	Collin Samuel (10/13/2007 at LA)
Game:	5	Rohan Ricketts (10/18/2008 vs. CHI)
Half:	4	Andrea Lombardo (09/15/2007 vs. RSL, 1st)
Half:	4	Collin Samuel (10/13/2007 at LA, 2d)

FOULS COMMITTED

Career:	126	Carl Robinson
Season:	65	Maurice Edu (2007)
Game:	8	Maurice Edu (04/28/2007 vs. KC)

FOULS SUFFERED

Career:	81	Danny Dichio
Season:	50	Maurice Edu (2007)
Game:	8	Danny Dichio (05/19/2007 vs. DC)
Half:	5	Paulo Nagamura (04/28/2007 vs. KC, 1st)
Half:	5	Richard Eckersley (09/17/2011 vs. COL, 2d)

OFFSIDES

Career:	84	Dwayne De Rosario
Season:	43	Dwayne De Rosario (2009)
Game:	8	Jeff Cunningham (05/31/2008 vs. LA)
Half:	5	Jeff Cunningham (06/17/2007 vs. DAL, 1st)
Half:	5	Jeff Cunningham (05/31/2008 vs. LA, 2d)

CORNER KICKS

Career:	143	Amado Guevara
Season:	94	Amado Guevara (2009)
Game:	10	Carl Robinson (08/05/2007 vs. LA)
Half:	6	Carl Robinson (08/05/2007 vs. LA, 1st)

CAUTIONS

Career:	19	Jim Brennan
Season:	8	Jim Brennan (2009)
Season:	8	Julian de Guzman (2010)
Game:	1	308 times
Half:	1	308 times

EJECTIONS

Career:	2	Andrew Boyens
Career:	2	Amadou Sanyang
Career:	2	Marco Velez
Season:	2	Andrew Boyens (2007)
Season:	2	Marco Velez (2008)
Game:	1	26 times
Half:	1	26 times

GAMES PLAYED

Career:	81	Stefan Frei
Season:	28	Stefan Frei (2010)

MINUTES

Career:	7221	Stefan Frei
Season:	2520	Stefan Frei (2010)

WINS

Career:	20	Stefan Frei
Season:	9	Stefan Frei (2009)

LOSSES

Career:	34	Stefan Frei
Season:	13	Stefan Frei (2010)

TIES

Career:	25	Stefan Frei
Season:	11	Stefan Frei (2011)

SHUTOUTS

Career:	19	Stefan Frei
Season:	8	Stefan Frei (2010)

GOALS ALLOWED

Career:	124	Stefan Frei
Season:	49	Stefan Frei (2011)
Game:	6	Stefan Frei (05/28/2011 vs. PHI)
Half:	4	Kenny Stamatopoulos (09/29/2007 at DC, 2d)
Half:	4	Stefan Frei (04/10/2010 at NE, 2d)

SAVES

Career:	312	Stefan Frei
Season:	116	Greg Sutton (2008)
Game:	11	Milos Kocic (08/21/2011 at CHI)
Half:	6	9 times



TORONTO FC TEAM HIGHS

GAMES PLAYED

Season: 34 in 2011

MINUTES

Season: 3060 in 2011

GOALS

Season: 37 in 2009
 Game: 4 06/17/2007 vs. DAL
 Game: 4 05/08/2010 vs. CHI
 Game: 4 09/10/2011 at CLB
 2-Tms: 8 05/28/2011 vs. PHI
 Half: 3 4 times

ASSISTS

Season: 37 in 2009
 Game: 5 05/12/2007 vs. CHI
 Game: 5 06/17/2007 vs. DAL
 2-Tms: 8 07/25/2009 at CLB
 Half: 4 05/12/2007 vs. CHI (2d)
 Half: 4 06/17/2007 vs. DAL (2d)

SHOTS

Season: 390 in 2011
 Game: 24 09/15/2007 vs. RSL
 2-Tms: 38 05/14/2011 vs. CHI
 Half: 13 08/06/2011 at DC (2d)

SHOTS ON GOAL

Season: 152 in 2007
 Game: 13 09/15/2007 vs. RSL
 2-Tms: 19 08/21/2011 at CHI
 Half: 9 06/02/2007 vs. COL (1st)
 Half: 9 09/15/2007 vs. RSL (1st)

FOULS COMMITTED

Season: 494 in 2007
 Game: 28 05/12/2007 vs. CHI
 2-Tms: 44 04/28/2007 vs. KC
 Half: 15 05/12/2007 vs. CHI (1st)

FOULS SUFFERED

Season: 422 in 2007
 Game: 24 08/25/2007 vs. DC
 2-Tms: 44 04/28/2007 vs. KC
 Half: 14 06/17/2007 vs. DAL (1st)

OFFSIDES

Season: 102 in 2009
 Game: 8 4 times
 2-Tms: 15 06/17/2007 vs. DAL
 2-Tms: 15 05/31/2008 vs. LA
 Half: 7 10/04/2008 at NY (2d)

CORNER KICKS

Season: 130 in 2007
 Game: 11 08/05/2007 vs. LA
 2-Tms: 19 06/13/2009 vs. NY
 2-Tms: 19 06/15/2011 at NE
 Half: 6 4 times

CAUTIONS

Season: 62 in 2007
 Game: 4 13 times
 2-Tms: 8 04/09/2011 at SJ
 Half: 4 07/01/2010 vs. HOU (2d)

EJECTIONS

Season: 7 in 2007
 Season: 7 in 2010
 Game: 2 08/03/2008 vs. DAL
 Game: 2 09/05/2009 at COL
 Game: 2 07/01/2010 vs. HOU
 2-Tms: 3 07/01/2010 vs. HOU
 Half: 2 08/03/2008 vs. DAL (2d)
 Half: 2 09/05/2009 at COL (2d)
 Half: 2 07/01/2010 vs. HOU (2d)

GAMES PLAYED

Season: 34 in 2011

MINUTES

Season: 3060 in 2011

WINS

Season: 10 in 2009

LOSSES

Season: 17 in 2007

TIES

Season: 15 in 2011

SHUTOUTS

Season: 8 in 2008
 Season: 8 in 2010

GOALS ALLOWED

Season: 59 in 2011
 Game: 6 05/28/2011 vs. PHI
 2-Tms: 8 05/28/2011 vs. PHI
 Half: 4 09/29/2007 at DC (2d)
 Half: 4 04/10/2010 at NE (2d)

SAVES

Season: 141 in 2011
 Game: 11 08/21/2011 at CHI
 2-Tms: 17 08/21/2011 at CHI
 Half: 6 9 times

TORONTO FC TEAM LOWS



GAMES PLAYED

Season: 30 4 times

MINUTES

Season: 2700 4 times

GOALS

Season: 25 in 2007
 Game: 0 56 times
 2-Tms: 0 16 times
 Half: 0 183 times

ASSISTS

Season: 25 in 2007
 Season: 25 in 2008
 Game: 0 77 times
 2-Tms: 0 34 times
 Half: 0 211 times

SHOTS

Season: 277 in 2007
 Game: 3 08/12/2007 at NY
 Game: 3 09/20/2008 at KC
 2-Tms: 9 04/22/2009 vs. CHV
 Half: 0 04/07/2007 at CHV (2d)
 Half: 0 08/12/2007 at NY (1st)
 Half: 0 10/07/2007 at COL (1st)

SHOTS ON GOAL

Season: 110 in 2010
 Game: 0 4 times
 2-Tms: 2 06/29/2011 vs. VAN
 Half: 0 35 times

FOULS COMMITTED

Season: 328 in 2009
 Game: 3 08/23/2008 vs. NE
 2-Tms: 7 08/23/2008 vs. NE
 Half: 1 5 times

FOULS SUFFERED

Season: 267 in 2010
 Game: 2 09/26/2009 at CHI
 2-Tms: 7 08/23/2008 vs. NE
 Half: 0 05/24/2008 at DC (1st)
 Half: 0 09/26/2009 at CHI (1st)

OFFSIDES

Season: 62 in 2011
 Game: 0 16 times
 2-Tms: 0 05/07/2011 vs. HOU
 2-Tms: 0 06/18/2011 vs. SEA
 Half: 0 90 times

CORNER KICKS

Season: 98 in 2010
 Game: 0 4 times
 2-Tms: 0 07/15/2007 at HOU
 Half: 0 41 times

CAUTIONS

Season: 49 in 2008
 Game: 0 19 times
 2-Tms: 0 4 times
 Half: 0 115 times

EJECTIONS

Season: 3 in 2009
 Game: 0 131 times
 2-Tms: 0 119 times
 Half: 0 285 times

GAMES PLAYED

Season: 30 4 times

MINUTES

Season: 2700 4 times

WINS

Season: 6 in 2007
 Season: 6 in 2011

LOSSES

Season: 11 in 2009

TIES

Season: 7 in 2007

SHUTOUTS

Season: 5 in 2007

GOALS ALLOWED

Season: 41 in 2010
 Game: 0 34 times
 2-Tms: 0 16 times
 Half: 0 140 times

SAVES

Season: 112 in 2009
 Game: 0 05/01/2008 vs. NY
 Game: 0 10/24/2009 at NY
 Game: 0 06/29/2011 vs. VAN
 2-Tms: 1 07/07/2007 at CHI
 2-Tms: 1 06/29/2011 vs. VAN
 Half: 0 48 times



MAJOR LEAGUE
SOCCER



MLS DIRECTORY



MLS DIRECTORY



MAJOR LEAGUE SOCCER/SOCCER UNITED MARKETING

420 Fifth Avenue, 7th Floor, New York, New York 10018
Phone: (212) 450-1200, Fax: (212) 450-1300 www.MLSsoccer.com

MLS / SUM COMMUNICATIONS CONTACTS

Will Kuhns

O: (212) 450-1206
C: (646) 831-8809
Will.Kuhns@MLSsoccer.com

Susan Marschall

O: (212) 450-1292
C: (347) 880-0551
Susan.Marschall@MLSsoccer.com

Marisabel Munoz

O: (212) 450-1262
C: (646) 831-0262

Lauren Brophy

O: (212) 450-1227
C: (708) 921-6504
Lauren.Brophy@MLSsoccer.com

Rick Lawes

O: (646) 342-3193
Rick.Lawes@MLSsoccer.com

Irene Gutierrez

O: (212) 450-1222
C: (646) 831-8805

Sean Dennison

O: (212) 450-1223
C: (917) 658-4159
Sean.Dennison@MLSsoccer.com

Dan Courtemanche

O: (212) 450-1225
C: (646) 831-8813

Gabe Gabor

C: (917) 364-2755
Gabe.Gabor@MLSsoccer.com

COMMISSIONER'S OFFICE

Commissioner..... Don Garber
President, MLS..... Mark Abbott
President, SUM..... Kathy Carter
Chief Financial Officer..... Sean Prendergast
Interim Chief Marketing Officer..... Howard Handler
Executive Vice President, MLS..... JoAnn Neale
Executive Assistant to the Commissioner..... Erin Grady
Executive Assistant, MLS..... Ashley Geveda
Executive Assistant, SUM..... Monique Beau
Special Assistant to the Office of the Commissioner, Legal Counsel..... Brett Lashbrook

BROADCASTING

Vice President, Broadcasting..... Larry Tiscornia
Manager, Broadcasting..... Johanna Rojas

BUSINESS DEVELOPMENT

Senior Director, Business Development..... Mark Foxton
Senior Director, Club Development & Special Projects..... Luis Rodriguez
Account Executive, Business Development..... Vicki Lopez
Sales Planner..... Nye Sleeper

CLUB SERVICES & NATIONAL SALES CENTER

Vice President, Club Services..... Brad Pursel
Vice President, Club Services..... Bryant Pfeiffer
Vice President, Club Services..... Declan Bolger
Director, National Sales Center..... Brett Zalaski
Senior Manager, National Sales Center..... Jeff Berryhill
Coordinator, Club Services..... Ian Campbell

COMMUNICATIONS

Executive Vice President, Communications..... Dan Courtemanche
Senior Director, International Communications..... Marisabel Muñoz
Director, Communications..... Will Kuhns
Director, Corporate Communications..... Sean Dennison
Manager, Communications..... Lauren Brophy
Coordinator, Communications..... Susan Marschall
Coordinator, International Communications..... Irene Gutierrez
Consultant, Communications..... Rick Lawes
Consultant, International Communications..... Gabriel Gabor
Executive Assistant..... Natalia Campos

COMPETITION, LABOR RELATIONS AND PLAYER DEVELOPMENT

Executive Vice President, Player Relations..... J. Todd Durbin
Vice President, Player Relations and Competition..... Lino DiCuollo
Director, Player Relations and Competition..... Tim Bezbatchenko
Director, Player Relations and Competition..... Ali Curtis
Director, Player Relations and Competition..... Jessica Minetti
Coordinator, Player Relations & Competition..... Meghan Cameron
Consultant, Player Relations & Competition..... Jose Galvan

COMPETITION, TECHNICAL AND GAME OPERATIONS

Executive Vice President, Competition, Technical and Game Operations..... Nelson Rodriguez
Senior Director, - Supporter Relations & Security..... Evan Dabby
Director, Player Programs..... Alfonso Mondelo
Technical Director..... Jeff Agoos
Director, Operations..... Jon Radke
Manager, Operations..... Brent Delgado
Coordinator, Operations..... Christoph Schoenbeck

CONSUMER PRODUCTS

Senior Vice President, Consumer Products..... Maribeth Towers
Vice President, Consumer Products..... Stuart Crystal
Retail Manager..... Andrew Chek
Coordinator, Consumer Products..... Tanya Rojas

DIGITAL STRATEGY & SALES

Vice President, MLS Digital Properties..... Eric Krasnood
General Manager, MLS Digital..... Chris Schlosser
Director, Digital Sales..... Derek Gamble
Account Executive, SUM Digital Properties..... Sean Greene
Account Executive, SUM Digital Properties..... Ernie Burrell
Account Executive, SUM Digital Properties (Chicago)..... David Salinas
Senior Sales Planner..... Katie Leinen
Sales Planner..... Peter Amador
Consultant, Digital Strategy..... Juan Carlos Delgado

FINANCE

Director, Payroll & Tax..... Walter Konopka
Senior Director, Finance..... Josh Neier
Manager, Accounting..... Yesenia Martinez
Manager, Finance..... Evan Burns
Staff Accountant..... Edwin Fernandez
Coordinator, Accounts Payable..... Camille Carillo
Coordinator, Accounting..... Matthew Williams
Staff Accountant..... David Scholl
Financial Analyst..... Meredith Krill
Senior Accountant..... Oscar Orondo

HUMAN RESOURCES & ADMINISTRATION

Senior Director, Human Resources & Administration..... Susie DeFrancis
Manager, Human Resources & Administration..... Donna Martinez
Manager, Benefits..... Yanick Sohan
Manager, Benefits..... Jennifer Tunis
Office Administrator..... Georgia Crosby
Receptionist..... Catherine Irick

INFORMATION TECHNOLOGY

Vice President, Information Technology..... John Sullivan
Director, Information Technology..... Phil Pirri
Coordinator, Information Technology..... Chris Mahedo





MLS DIRECTORY

INTERNATIONAL BUSINESS

Senior Director, SUM International.....	Orlando Conguta
Senior Director, International Business.....	Marco Liceaga
Senior Director, International Business.....	Court Jeske
Operations Coordinator, SUM International.....	Art Castro

LEGAL

Senior Vice President and General Counsel.....	William Z. Ordower
Senior Legal Counsel.....	Dimitrios Elstathiou
Legal Counsel.....	Giselle Torres
Legal Counsel.....	Olivier Manigat
Administrator, Legal.....	Jasmin Rivera

MARKETING & COMMUNITY RELATIONS

Manager, Marketing.....	Charlie Shin
Senior Director, Community Relations.....	Jan Greenberg
Creative Director.....	Thibault Chevillard
Traffic Coordinator.....	Michele DeMaria
Graphic Designer.....	Brian Keyrouze
Graphic Designer.....	Alex Payne

MLSSOCCER.COM AND FUTBOLMLS.COM

Editor-in-Chief, MLSSoccer.com.....	Greg Lalas
Managing Editor.....	Jonah Freedman
Editor, FutbolMLS.com.....	Kristel Valencia
Senior Editor.....	Nick Firchau
Senior Editor.....	Simon Borg
Editor.....	Matt Doyle
Editor.....	David Agrell
Associate Editor, FutbolMLS.com.....	Edgar Acero
New Media Editor.....	Fidencio Enriquez
Director, Video Content, MLS Digital.....	Jason Saghini
Digital Content Manager.....	Shawn Francis
Editor.....	Carlos Rodriguez
Lead Producer.....	Scott Riddell
Multimedia Coordinator/Editor for Broadcasting.....	Daniel Haiek
Producer/Editor.....	Jon Bettin
Production Assistant.....	Nate Loucks
Director, Product Development and Club Services, MLS Digital.....	Chris Bettin
Manager, Digital Club Services, MLS Digital.....	Judy Concha
Senior Developer, MLS Digital.....	Hans Gutknecht
Digital Business Analyst.....	Turchese d'Andrea

PARTNERSHIP MARKETING

Senior Vice President, Global Sponsorships.....	David Wright
Senior Director, Partnership Marketing.....	Russell Sargeant
Senior Director, Partnership Marketing.....	Camilo Durana
Director, Marketing Operations, Partnership Marketing.....	Craig McCarthy
Manager, Partnership Marketing.....	Jose Luis De Los Arcos
Manager, Partnership Marketing.....	Anne Grahame
Manager, Partnership Marketing.....	Ixchel Salgado
Manager, Partnership Marketing.....	Lina Staropoli
Manager, Partnership Marketing.....	Danny Urquia
Account Executive, Fan Development.....	Jesse Perl
Coordinator, Partnership Marketing.....	Brendan Fitzgerald
Coordinator, Partnership Marketing.....	Nan Moses

SPECIAL EVENTS

Vice President, Special Events.....	Jen Maurillo
Director, Special Events.....	Lindsay Nevins
Manager, Special Events.....	Alexandra Rieben





MLS 2011 FINAL STANDINGS & LEADERS

MLS 2011 LEADERS



MLS 2011 FINAL STANDINGS

OVERALL										HOME					ROAD				
EASTERN	GP	W	L	T	PTS	GF	GA	GD		W	L	T	GF	GA	W	L	T	GF	GA
x Sporting KC	34	12	9	12	51	50	40	10		9	2	6	29	16	4	7	6	21	24
x Houston	34	13	9	13	49	45	41	4		10	3	4	32	20	2	6	9	13	21
x Philadelphia	34	11	8	15	48	44	36	8		7	1	9	24	18	4	7	6	20	18
x Columbus	34	13	13	8	47	43	44	-1		9	3	5	27	18	4	10	3	16	26
x New York	34	10	8	16	46	50	44	6		8	3	6	29	17	2	5	10	21	27
z Chicago	34	9	9	16	43	46	45	1		6	3	8	24	19	3	6	8	22	26
z D.C. United	34	9	13	12	39	49	52	-3		4	5	8	28	27	5	8	4	21	25
z Toronto FC	34	6	13	15	33	36	59	-23		5	4	8	18	21	1	9	7	18	38
z New England	34	5	16	13	28	38	58	-20		4	7	6	17	24	1	9	7	21	34
WESTERN	GP	W	L	T	PTS	GF	GA	GD		W	L	T	GF	GA	W	L	T	GF	GA
ss Los Angeles	34	19	5	10	67	48	28	20		12	0	5	28	8	7	5	5	20	20
x Seattle	34	18	7	9	63	56	37	19		9	4	4	32	20	9	3	5	24	17
x Real Salt Lake	34	15	11	8	53	44	36	8		10	3	4	29	15	5	8	4	15	21
x FC Dallas	34	15	12	7	52	42	39	3		9	5	3	20	11	6	7	4	22	28
x Colorado	34	12	9	13	49	44	41	3		6	2	9	25	16	6	7	4	19	25
z Portland	34	11	14	9	42	40	48	-8		9	5	3	30	22	2	9	6	10	26
z San Jose	34	8	12	14	38	40	45	-5		5	4	8	24	19	3	8	6	16	26
z Chivas USA	34	8	14	12	36	41	43	-2		5	7	5	19	17	3	7	7	22	26
z Vancouver	34	6	18	10	28	35	55	-20		6	6	5	24	24	0	12	5	11	31

ss - clinched Supporters' Shield, x - indicates that this club has clinched a playoff spot, z - indicates that this club is eliminated from playoff contention

BUDWEISER GOLDEN BOOT

TEAM	GP	GOALS
Dwayne De Rosario	DC*	33
Chris Wondolowski	SJ	30
Thierry Henry	NY	26
Andres Mendoza	CLB	29
Camilo	VAN	32
Landon Donovan	LA	23
Fredy Montero	SEA	30
Dominic Oduro	CHI*	34
Charlie Davies	DC	26
Sebastien Le Toux	PHI	34
Alvaro Saborio	RSL	23
Brek Shea	DAL	31

ASSISTS

TEAM	GP	ASTS
Brad Davis	HOU	34
David Beckham	LA	26
Mauro Rosales	SEA	26
Dwayne De Rosario	DC*	33
Kyle Beckerman	RSL	29
Davide Chiumiento	VAN	26
Sebastien Le Toux	PHI	34
Fredy Montero	SEA	30
Patrick Nyarko	CHI	30

GOALKEEPING LEADERS

TEAM	GP	MIN	SHTS	SVS	GA	GAA	W-L-T	SHO
Donovan Ricketts	LA	15	1284	52	41	11	0.77	7-3-4
Josh Saunders	LA	19	1639	72	55	17	0.93	12-2-4
Faryd Mondragon	PHI	27	2385	77	49	28	1.06	8-8-11
Kevin Hartman	DAL	33	2970	120	85	35	1.06	15-11-7
Kasey Keller	SEA	34	3060	147	110	37	1.09	18-7-9
Nick Rimando	RSL	33	2970	131	95	36	1.09	14-11-8
Bouna Coundoul	NY	12	1035	50	37	13	1.13	3-2-6
Jimmy Nielsen	KC	31	2767	114	79	35	1.14	12-8-11
Tally Hall	HOU	34	3060	140	99	41	1.21	12-9-13
Matt Pickens	COL	34	3060	118	77	41	1.21	12-9-13
Dan Kennedy	CHV	32	2880	139	100	39	1.22	8-12-12
Troy Perkins	POR	29	2610	129	91	38	1.31	9-12-8
Sean Johnson	CHI	28	2520	113	76	37	1.32	9-7-12
Jon Busch	SJ	33	2970	158	114	44	1.33	7-12-14
Frank Rost	NY	11	945	40	26	14	1.33	4-4-3
William Hesmer	CLB	32	2880	136	92	44	1.38	11-13-8
Bill Hamid	DC	28	2392	114	77	37	1.39	7-9-10
Greg Sutton	NY	10	900	45	30	15	1.50	3-2-5
Matt Reis	NE	27	2430	154	111	43	1.59	5-12-10
Joe Cannon	VAN	20	1800	98	66	32	1.60	4-12-4
Jay Nolly	VAN	14	1260	62	39	23	1.64	2-6-6
Stefan Frei	TOR	27	2406	155	106	49	1.83	3-12-11

GAME-WINNING GOALS

TEAM	GP	GWG
Andres Mendoza	CLB	29
Fredy Montero	SEA	30
Brek Shea	DAL	31
Chris Wondolowski	SJ	30
Chad Barrett	LA	27
Landon Donovan	LA	23
Luke Rodgers	NY	23
Alvaro Saborio	RSL	23
11 players tied with 3		

GAME-WINNING ASSISTS

TEAM	GP	GWA
David Beckham	LA	26
Kyle Beckerman	RSL	29
Brad Davis	HOU	34
Mauro Rosales	SEA	26
Dwayne De Rosario	DC*	33
Brad Evans	SEA	20
Jan Gunnar Solli	NY	31
Graham Zusi	KC	32
7 players tied with 3		

SHOTS

TEAM	GP	SHOTS
Dwayne De Rosario	DC*	33
Chris Wondolowski	SJ	30
Fredy Montero	SEA	30
Maicon Santos	DAL*	30
Marco Pappa	CHI	29
Kei Kamara	KC	30
Camilo	VAN	32
Sebastien Le Toux	PHI	34

SHOTS ON GOAL

TEAM	GP	SOG
Chris Wondolowski	SJ	30
Dwayne De Rosario	DC*	33
Fredy Montero	SEA	30
Marco Pappa	CHI	29
Dominic Oduro	CHI*	34
Camilo	VAN	32
Juan Pablo Angel	CHV*	31
Fabian Espindola	RSL	27
Andres Mendoza	CLB	29

HAT TRICKS

TEAM	GP	HATS
Justin Braun	CHV	29
Dwayne De Rosario	DC*	33
Will Bruin	HOU	25
Charlie Davies	DC	26
Steven Lenhart	SJ	14
Lamar Neagle	SEA	23
Sanna Nyassi	COL	26
Marco Pappa	CHI	29

MULTI-GOAL GAMES

TEAM	GP	GAMES
Eric Hassli	VAN	26
Andres Mendoza	CLB	29
Dwayne De Rosario	DC*	33
Landon Donovan	LA	23
Sebastien Le Toux	PHI	34
Fredy Montero	SEA	30
Chris Wondolowski	SJ	30
10 players tied with 2		

FOULS COMMITTED

TEAM	GP	FC
Diego Chara	POR	28
Gershon Koffie	VAN	29
Dwayne De Rosario	DC*	33
Fredy Montero	SEA	30
Eric Hassli	VAN	26
Julius James	CLB	31
Osvaldo Alonso	SEA	33
Emmanuel Ekpo	CLB	32

FOULS SUFFERED

TEAM	GP	FS
Gershon Koffie	VAN	29
Benny Feilhaber	NE	23
Eddie Gaven	CLB	26
Patrick Nyarko	CHI	30
Mauro Rosales	SEA	26
Kenny Cooper	POR	34
Camilo	VAN	32
Shalrie Joseph	NE	32
Fredy Montero	SEA	30

GAMES PLAYED

14 players tied with 34

GAMES STARTED

TEAM	GS
Brad Davis	HOU
Tally Hall	HOU
Kasey Keller	SEA
Kosuke Kimura	COL
Nick LaBrocca	CHV
Jeff Larentowicz	COL
Sebastien Le Toux	PHI
Joel Lindpere	NY
Sebastian Miranda	CLB
Matt Pickens	COL

CORNER KICKS

TEAM	GP	CK
Brad Davis	HOU	34
David Beckham	LA	26
Jack Jewsbury	POR	31
Graham Zusi	KC	32
Joel Lindpere	NY	34
Marco Pappa	CHI	29
Sanna Nyassi	COL	26
Chris Tierney	NE	27
Sebastien Le Toux	PHI	34
Mauro Rosales	SEA	26



MLS 2011 LEADERS

CAUTIONS (YELLOW)

	TEAM	GP	CAUT
David Beckham	LA	26	10
Aurelien Collin	KC	23	10
Emmanuel Ekpo	CLB	32	8
Jackson	DAL	28	8
Eric Hassli	VAN	26	8
Drew Moor	COL	32	8
Gonzalo Segares	CHI	33	8
Carlos Valdes	PHI	32	8
12 players tied with 7			

EJECTIONS (RED CARDS)

	TEAM	GP	EJECT
Eric Hassli	VAN	26	3
Nat Borchers	RSL	30	2
Omar Bravo	KC	27	2
Bobby Burling	SJ	23	2
Emmanuel Ekpo	CLB	32	2
Thierry Henry	NY	26	2
Jhon Kennedy Hurtado	SEA	23	2
A.J. Soares	NE	28	2
Chris Tierney	NE	27	2
68 players tied with 1			

CONSECUTIVE GAMES WITH GOAL OR ASSIST

#	PLAYER	TEAM	START	STOP	
8	Fredy Montero	SEA	08/20/2011	10/22/2011	Active
6	Dwayne De Rosario	DC	09/21/2011	10/19/2011	
6	Thierry Henry	NY	04/16/2011	05/25/2011	
5	Landon Donovan	LA	04/23/2011	05/14/2011	
5	Jack Jewsbury	POR	04/30/2011	05/29/2011	
5	Mauro Rosales	SEA	08/20/2011	10/15/2011	
5	Chris Wondolowski	SJ	09/24/2011	10/22/2011	Active
4	Sebastian Grazzini	CHI	09/17/2011	10/15/2011	Active
4	Nick LaBrocca	CHV	06/25/2011	07/09/2011	
4	Juan Pablo Angel	CHV	09/17/2011	10/02/2011	
4	Conor Casey	COL	06/18/2011	07/09/2011	
4	Brek Shea	DAL	06/12/2011	07/02/2011	
4	Charlie Davies	DC	03/19/2011	04/16/2011	
4	David Beckham	LA	05/07/2011	05/28/2011	
4	Joel Lindpere	NY	06/23/2011	07/06/2011	
4	Luke Rodgers	NY	05/21/2011	06/04/2011	
4	Jack Jewsbury	POR	07/30/2011	08/20/2011	
4	Steve Zakuani	SEA	03/25/2011	04/16/2011	
4	Chris Wondolowski	SJ	05/11/2011	05/28/2011	
3	Patrick Nyarko	CHI	09/17/2011	09/28/2011	
3	Diego Chaves	CHI	03/19/2011	04/09/2011	
3	Sebastian Grazzini	CHI	08/07/2011	08/18/2011	
3	Emilio Renteria	CLB	04/23/2011	05/07/2011	
3	Sanna Nyassi	COL	07/29/2011	08/20/2011	
3	Jamie Smith	COL	03/19/2011	04/03/2011	
3	Marvin Chavez	DAL	07/23/2011	08/06/2011	
3	Jackson	DAL	06/18/2011	07/02/2011	
3	Dwayne De Rosario	DC	07/30/2011	08/13/2011	
3	Josh Wolff	DC	06/25/2011	07/09/2011	
3	Dwayne De Rosario	DC	03/19/2011	04/02/2011	
3	Santino Quaranta	DC	08/06/2011	08/18/2011	
3	Andy Najar	DC	09/21/2011	09/29/2011	
3	Kei Kamara	KC	08/21/2011	09/10/2011	
3	Graham Zusi	KC	06/12/2011	06/25/2011	
3	David Beckham	LA	03/26/2011	04/09/2011	

MINUTES PLAYED

	TEAM	MIN
Tally Hall	HOU	3060
Kasey Keller	SEA	3060
Sebastien Le Toux	PHI	3060
Matt Pickens	COL	3060
Nick LaBrocca	CHV	3058
Jeff Larentowicz	COL	3051
Joel Lindpere	NY	3048
Sebastian Miranda	CLB	3044
Kosuke Kimura	COL	2996
5 players tied with 2970		

OFFSIDES

	TEAM	GP	OFF
Luke Rodgers	NY	23	47
Dwayne De Rosario	DC*	33	45
Kenny Cooper	POR	34	40
Alvaro Saborio	RSL	23	38
Juan Pablo Angel	CHV*	31	36
Sebastien Le Toux	PHI	34	36
Jorge Perlaza	POR	31	36
Fabian Espindola	RSL	27	33
Andres Mendoza	CLB	29	33
Rajko Lekic	NE	23	28

MLS 2011 LEADERS

CONSECUTIVE GAMES WITH GOAL OR ASSIST (CONT'D)

#	PLAYER	TEAM	START	STOP	
3	Chad Barrett	LA	09/09/2011	10/01/2011	
3	David Beckham	LA	08/06/2011	09/05/2011	
3	Sean Franklin	LA	08/20/2011	09/09/2011	
3	Dane Richards	NY	07/23/2011	08/20/2011	
3	Rafael Marquez	NY	08/20/2011	09/21/2011	
3	Sebastien Le Toux	PHI	09/17/2011	09/29/2011	
3	Carlos Ruiz	PHI	06/25/2011	07/17/2011	Active
3	Paulo Araujo Jr.	RSL	03/26/2011	04/13/2011	
3	Fredy Montero	SEA	04/16/2011	04/30/2011	
3	Khari Stephenson	SJ	09/10/2011	09/21/2011	
3	Alan Gordon	SJ	04/02/2011	04/23/2011	
3	Danny Koeversmans	TOR	07/23/2011	08/06/2011	
3	Joao Plata	TOR	07/30/2011	08/13/2011	
3	Davide Chiumiento	VAN	03/19/2011	04/10/2011	
3	Davide Chiumiento	VAN	06/18/2011	07/20/2011	

CONSECUTIVE GAMES WITH GOALS

#	PLAYER	TEAM	START	STOP	
5	Landon Donovan	LA	04/23/2011	05/14/2011	
5	Chris Wondolowski	SJ	09/24/2011	10/22/2011	Active
4	Juan Pablo Angel	CHV	09/17/2011	10/02/2011	
4	Conor Casey	COL	06/18/2011	07/09/2011	
4	Brek Shea	DAL	06/12/2011	07/02/2011	
4	Charlie Davies	DC	03/19/2011	04/16/2011	
3	Diego Chaves	CHI	03/19/2011	04/09/2011	
3	Sebastian Grazzini	CHI	09/25/2011	10/15/2011	Active
3	Nick LaBrocca	CHV	07/02/2011	07/09/2011	
3	Emilio Renteria	CLB	04/23/2011	05/07/2011	
3	Jackson	DAL	06/18/2011	07/02/2011	
3	Marvin Chavez	DAL	07/23/2011	08/06/2011	
3	Dwayne De Rosario	DC	09/21/2011	09/29/2011	
3	Thierry Henry	NY	05/07/2011	05/25/2011	
3	Joel Lindpere	NY	06/26/2011	07/06/2011	
3	Sebastien Le Toux	PHI	09/17/2011	09/29/2011	
3	Carlos Ruiz	PHI	06/25/2011	07/17/2011	Active
3	Fredy Montero	SEA	09/24/2011	10/15/2011	
3	Danny Koeversmans	TOR	07/23/2011	08/06/2011	

CONSECUTIVE GAMES WITH ASSISTS

#	PLAYER	TEAM	START	STOP	
4	Jack Jewsbury	POR	04/30/2011	05/21/2011	
4	Mauro Rosales	SEA	08/27/2011	10/15/2011	
3	Santino Quaranta	DC	08/06/2011	08/18/2011	
3	Graham Zusi	KC	06/12/2011	06/25/2011	
3	David Beckham	LA	03/26/2011	04/09/2011	
3	David Beckham	LA	08/06/2011	09/05/2011	
3	Rafael Marquez	NY	08/20/2011	09/21/2011	
3	Thierry Henry	NY	04/16/2011	04/30/2011	
3	Davide Chiumiento	VAN	06/18/2011	07/20/2011	
3	Davide Chiumiento	VAN	03/19/2011	04/10/2011	
2	Sebastian Grazzini	CHI	09/17/2011	09/25/2011	
2	Patrick Nyarko	CHI	08/07/2011	08/13/2011	
2	Patrick Nyarko	CHI	07/02/2011	07/09/2011	
2	Orr Barouch	CHI	10/12/2011	10/15/2011	
2	Pavel Pardo	CHI	08/21/2011	08/27/2011	
2	Justin Braun	CHV	07/06/2011	07/09/2011	
2	Mariano Trujillo	CHV	09/17/2011	10/22/2011	Active
2	Sebastian Miranda	CLB	10/02/2011	10/15/2011	
2	Robbie Rogers	CLB	08/13/2011	08/20/2011	
2	Wells Thompson	COL	08/05/2011	08/13/2011	
2	Pablo Mastroeni	COL	08/13/2011	08/20/2011	





MLS 2011 LEADERS



MLS 2011 LEADERS

CONSECUTIVE GAMES WITH ASSISTS (CONT'D)

#	PLAYER	TEAM	START	STOP
2	Sanna Nyassi	COL	08/05/2011	08/20/2011
2	Omar Cummings	COL	07/16/2011	07/20/2011
2	Dwayne De Rosario	DC	03/26/2011	04/02/2011
2	Josh Wolff	DC	04/29/2011	05/04/2011
2	Andy Najar	DC	09/21/2011	09/24/2011
2	Brad Davis	HOU	04/23/2011	04/29/2011
2	Je-Vaughn Watson	HOU	05/04/2011	05/07/2011
2	Brad Davis	HOU	10/14/2011	10/23/2011
2	Danny Cruz	HOU	09/14/2011	09/17/2011
2	Roger Espinoza	KC	07/16/2011	07/23/2011
2	Omar Bravo	KC	06/25/2011	07/02/2011
2	David Beckham	LA	05/21/2011	05/28/2011
2	Todd Dunivant	LA	06/11/2011	06/18/2011
2	David Beckham	LA	09/17/2011	10/01/2011
2	Benny Feilhaber	NE	06/26/2011	07/04/2011
2	Jan Gunnar Solli	NY	04/16/2011	04/21/2011
2	Joel Lindpere	NY	05/21/2011	05/25/2011
2	Dane Richards	NY	07/23/2011	08/13/2011
2	Roy Miller	NY	05/25/2011	05/28/2011
2	Dane Richards	NY	04/16/2011	04/21/2011
2	Michael Farfan	PHI	09/23/2011	09/29/2011
2	Kyle Nakazawa	PHI	05/21/2011	05/28/2011
2	Sebastien Le Toux	PHI	06/25/2011	07/02/2011
2	Sebastien Le Toux	PHI	05/28/2011	06/04/2011
2	Sal Zizzo	POR	07/30/2011	08/03/2011
2	Jack Jewsbury	POR	08/17/2011	08/20/2011
2	Diego Chara	POR	07/30/2011	08/03/2011
2	Kalif Alhassan	POR	04/14/2011	04/17/2011
2	Kyle Beckerman	RSL	07/09/2011	07/23/2011
2	Javier Morales	RSL	03/19/2011	03/26/2011
2	Brad Evans	SEA	10/15/2011	10/22/2011
2	Mauro Rosales	SEA	07/10/2011	07/16/2011
2	Fredy Montero	SEA	08/20/2011	08/27/2011
2	Tyson Wahl	SEA	05/21/2011	05/28/2011
2	Mauro Rosales	SEA	04/02/2011	04/09/2011
2	Brad Evans	SEA	09/17/2011	09/24/2011
2	Steven Beitashour	SJ	06/04/2011	06/11/2011
2	Ryan Johnson	TOR	05/11/2011	05/14/2011
2	Joao Plata	TOR	07/30/2011	08/06/2011
2	Long Tan	VAN	07/09/2011	08/27/2011

GOALKEEPER WINS

TEAM	GP	WON
SEA	34	18
DAL	33	15
RSL	33	14
HOU	34	12
KC	31	12
COL	34	12
LA	19	12
CLB	32	11
CHI	28	9
POR	29	9

GOALKEEPER LOSSES

TEAM	GP	LOST
CLB	32	13
SJ	33	12
VAN	20	12
TOR	27	12
CHV	32	12
POR	29	12
NE	27	12
DAL	33	11
RSL	33	11
HOU	34	9
DC	28	9
COL	34	9

SHUTOUTS

TEAM	GP	SHO
DAL	33	13
RSL	33	13
SEA	34	9
CHV	32	9
POR	29	9
CLB	32	8
COL	34	8
LA	19	8

6 players tied with 7

SAVES

TEAM	GP	SVS
SJ	33	114
NE	27	111
SEA	34	110
TOR	27	106
CHV	32	100
HOU	34	99
RSL	33	95
CLB	32	92
POR	29	91
DAL	33	85

SAVES PERCENTAGE

TEAM	GP	SAVES	SOG	PCT
LA	15	41	54	75.9
SEA	34	110	145	75.9
LA	19	55	73	75.3
TOR	8	35	47	74.5
NY	12	37	51	72.5
RSL	33	95	134	70.9
SJ	33	114	161	70.8
CHV	32	100	142	70.4
NE	27	111	159	69.8
KC	31	79	114	69.3

Minimum: 30 saves

LONGEST SHUTOUT STREAKS (MINUTES)

PLAYER	MIN	START	END
Kevin Hartman, DAL	531	5/01/2011	5/28/2011
Donovan Ricketts, LA	421	5/11/2011	10/04/2011
William Hesmer, CLB	414	3/19/2011	4/23/2011
Nick Rimando, RSL	409	4/30/2011	5/28/2011
Troy Perkins, POR	342	8/20/2011	9/21/2011
Jimmy Nielsen, KC	339	5/28/2011	6/25/2011
Sean Johnson, CHI	334	5/28/2011	6/18/2011
Bounaoundoul, NY	333	4/09/2011	5/07/2011
Kasey Keller, SEA	309	8/06/2011	8/27/2011
Bill Hamid, DC	306	7/20/2011	9/21/2011

TEAM ATTENDANCE REPORT

	HOME GAMES			ROAD GAMES		
	DATES	TOTAL	AVERAGE	DATES	TOTAL	AVERAGE
Chicago Fire	17	242,648	14,273	17	317,700	18,688
Chivas USA	17	252,102	14,830	17	296,834	17,461
Colorado Rapids	17	252,248	14,838	17	283,265	16,663
Columbus Crew	17	207,147	12,185	17	320,004	18,824
FC Dallas	17	218,636	12,861	17	296,664	17,451
D.C. United	17	258,332	15,196	17	289,166	17,010
Houston Dynamo	17	300,796	17,694	17	273,964	16,116
Sporting Kansas City	17	302,776	17,810	17	288,433	16,967
LA Galaxy	17	396,693	23,335	17	386,251	22,721
New England Revolution	17	224,770	13,222	17	300,146	17,656
New York Red Bulls	17	335,740	19,749	17	368,480	21,675
Philadelphia Union	17	310,401	18,259	17	304,167	17,892
Portland Timbers	17	320,051	18,827	17	296,340	17,432
Real Salt Lake	17	299,047	17,591	17	292,465	17,204
San Jose Earthquakes	17	201,587	11,858	17	322,679	18,981
Seattle Sounders FC	17	654,431	38,496	17	286,725	16,866
Toronto FC	17	344,535	20,267	17	271,642	15,979
Vancouver Whitecaps FC	17	346,909	20,406	17	273,924	16,113
MLS Totals	306	5,468,849	17,872	306	5,468,849	17,872





MLS 2011 LEADERS

TECHNICAL

MLS 2011 LEADERS



GOAL-SCORING TOTALS

TEAM	OVERALL RECORD	GOALS FOR TOTAL	GOALS FOR AVG	GOALS AGAINST TOTAL	GOALS AGAINST AVG
Seattle Sounders FC	18-7-9	56	1.65	37	1.09 (4th)
Sporting Kansas City	13-9-12	50	1.47	40	1.18 (6th)
New York Red Bulls	10-8-16	50	1.47	44	1.29 (10th)
D.C. United	9-13-12	49	1.44	52	1.53 (15th)
LA Galaxy	19-5-10	48	1.41	28	0.82 (1st)
Chicago Fire	9-9-16	46	1.35	45	1.32 (12th)
Houston Dynamo	12-9-13	45	1.32	41	1.21 (7th)
Colorado Rapids	12-9-13	44	1.29	41	1.21 (7th)
Philadelphia Union	11-8-15	44	1.29	36	1.06 (2d)
Real Salt Lake	15-11-8	44	1.29	36	1.06 (2d)
Columbus Crew	13-13-8	43	1.26	44	1.29 (10th)
FC Dallas	15-12-7	42	1.24	39	1.15 (5th)
Chivas USA	8-14-12	41	1.21	43	1.26 (9th)
Portland Timbers	11-14-9	40	1.18	48	1.41 (14th)
San Jose Earthquakes	8-12-14	40	1.18	45	1.32 (12th)
New England Revolution	5-16-13	38	1.12	58	1.71 (17th)
Toronto FC	6-13-15	36	1.06	59	1.74 (18th)
Vancouver Whitecaps FC	6-18-10	35	1.03	55	1.62 (16th)
		791	2.58 goals per game		

TEAM TOTALS

	GP	G	A	SHT	SOG	PG	PA	BK	FC	FS	OFF	CK	C
Chicago Fire	34	46	39	475	178	2	2	4	466	405	75	161	65
Chivas USA	34	41	45	426	144	0	0	6	387	391	67	172	51
Colorado Rapids	34	44	34	365	138	3	4	0	374	434	83	149	58
Columbus Crew	34	43	31	437	144	9	9	1	413	419	117	155	50
FC Dallas	34	42	45	482	147	1	2	4	413	456	96	163	54
D.C. United	34	49	40	427	151	8	10	3	383	367	98	146	43
Houston Dynamo	34	45	41	449	147	3	3	3	396	378	95	185	47
Sporting Kansas City	34	50	36	488	159	4	4	0	425	416	71	161	51
LA Galaxy	34	48	43	395	142	4	4	4	396	452	84	158	52
New England Revolution	34	38	30	420	138	6	7	7	400	444	83	152	54
New York Red Bulls	34	50	53	420	153	3	5	1	420	363	125	200	56
Philadelphia Union	34	44	38	407	135	4	4	3	400	397	81	147	46
Portland Timbers	34	40	38	432	142	3	5	3	347	430	119	132	50
Real Salt Lake	34	44	38	429	153	5	5	4	443	411	115	165	56
San Jose Earthquakes	34	40	41	459	151	1	2	3	401	351	85	143	66
Seattle Sounders FC	34	56	50	442	151	6	9	1	430	408	85	164	62
Toronto FC	34	36	31	390	141	2	2	2	414	393	62	126	53
Vancouver Whitecaps FC	34	35	38	399	131	5	7	2	451	443	79	138	55

TEAM RANKS

	G	A	SHT	SOG	BLK	FC	FS	OFF	CK	C
Chicago Fire	6	9	3	1	3	1	9	15	7	2
Chivas USA	13	3	11	10	2	15	12	17	3	12
Colorado Rapids	8	15	18	15	17	17	5	11	12	4
Columbus Crew	11	16	7	10	14	8	6	3	10	14
FC Dallas	12	3	2	8	3	8	1	6	6	8
D.C. United	4	8	10	5	7	16	17	5	14	18
Houston Dynamo	7	6	5	8	7	13	15	7	2	16
Sporting Kansas City	2	14	1	2	17	5	8	16	7	12
LA Galaxy	5	5	16	12	3	13	4	10	9	11
New England Revolution	16	18	12	15	1	11	2	11	11	8
New York Red Bulls	2	1	12	3	14	6	16	1	1	5
Philadelphia Union	8	10	14	17	7	11	12	13	13	17
Portland Timbers	14	10	8	12	7	18	7	2	17	14
Real Salt Lake	8	10	9	3	3	3	9	4	4	5
San Jose Earthquakes	14	6	4	5	7	10	18	8	15	1
Seattle Sounders FC	1	2	6	5	14	4	12	8	5	3
Toronto FC	17	16	17	14	12	7	11	18	18	10
Vancouver Whitecaps FC	18	10	15	18	12	2	3	14	16	7

TEAM VS TEAM RECORDS

TEAM	VS CHI	VS CHV	VS COL	VS CLB	VS DAL	VS DC	VS HOU	VS KC	VS LA	VS NE	VS NY	VS PHI	VS POR	VS RSL	VS SJ	VS SEA	VS TOR	VS VAN
CHI	-	1-0-1	1-0-1	2-0-0	0-1-1	1-0-1	0-0-2	1-0-1	0-2-0	1-0-1	0-0-2	0-1-1	0-2-0	1-0-1	0-1-1	0-1-1	1-0-1	0-1-1
CHV	0-1-1	-	0-1-1	0-0-2	0-2-0	0-1-1	1-1-0	0-1-1	0-2-0	2-0-0	1-0-1	0-1-1	1-1-0	0-2-0	2-0-0	0-1-1	1-0-1	0-2-0
COL	0-1-1	1-0-1	-	1-1-0	1-1-0	1-0-1	1-0-1	0-0-2	0-2-0	0-0-2	1-0-1	1-0-1	2-0-0	0-1-1	1-0-1	0-2-0	0-1-1	2-0-0
CLB	0-2-0	0-0-2	1-1-0	-	1-1-0	1-1-0	1-1-0	1-1-0	0-2-0	2-0-0	0-0-2	1-1-0	1-1-0	2-0-0	0-1-1	0-1-1	0-1-1	2-0-0
DAL	1-0-1	2-0-0	1-1-0	1-1-0	-	0-0-2	0-1-1	1-1-0	1-1-0	1-1-0	0-1-1	1-1-0	0-1-1	0-2-0	1-1-0	2-0-0	1-1-0	2-0-0
DC	0-1-1	1-0-1	0-1-1	1-1-0	0-0-2	-	0-1-1	0-2-0	0-0-2	0-2-0	1-1-0	0-1-1	1-0-1	1-0-1	1-1-0	1-1-0	1-0-1	1-1-0
HOU	0-0-2	1-1-0	0-1-1	0-1-1	1-0-1	1-0-1	-	0-1-1	1-1-0	1-0-1	0-0-2	0-1-1	2-0-0	1-0-1	1-1-0	1-0-1	1-1-0	1-1-0
SKC	0-1-1	1-0-1	0-0-2	1-1-0	1-1-0	2-0-0	1-0-1	-	0-1-1	1-1-0	0-0-2	2-0-0	1-0-1	1-1-0	1-0-1	0-2-0	1-0-1	1-1-0
LA	2-0-0	2-0-0	2-0-0	2-0-0	1-1-0	0-0-2	1-1-0	1-0-1	-	1-0-1	0-1-1	1-0-1	1-1-0	1-1-0	1-0-1	1-0-1	0-0-2	2-0-0
NE	0-1-1	0-2-0	0-0-2	0-2-0	1-1-0	2-0-0	0-1-1	1-0-1	0-1-1	-	0-1-1	0-1-1	0-1-1	0-1-1	0-2-0	0-2-0	0-0-2	1-0-1
NY	0-0-2	0-1-1	0-1-1	0-0-2	1-0-1	1-1-0	0-0-2	1-1-0	1-0-1	1-1-0	1-0-1	1-1-0	1-1-0	1-0-1	1-1-0	1-1-0	1-0-1	0-0-2
PHI	1-0-1	1-0-1	0-1-1	1-1-0	0-1-1	1-0-1	1-0-1	0-0-2	0-1-1	1-0-1	1-1-0	-	0-1-1	0-1-1	1-0-1	1-0-1	1-0-1	1-1-0
POR	2-0-0	1-1-0	0-2-0	1-1-0	1-1-0	0-1-1	0-2-0	0-2-0	1-1-0	1-0-1	0-1-1	1-0-1	-	1-0-1	0-0-2	0-1-1	0-1-1	2-0-0
RSL	0-1-1	2-0-0	1-0-1	0-2-0	1-0-1	0-1-1	1-1-0	1-1-0	1-1-0	1-0-1	0-1-1	-	1-1-0	1-0-1	0-2-0	1-0-1	1-1-0	1-1-0
SJ	1-0-1	0-2-0	0-1-1	1-0-1	2-0-0	1-1-0	1-1-0	0-1-1	0-1-1	2-0-0	0-1-1	0-0-2	0-2-0	-	0-1-1	0-0-2	0-0-2	0-0-2
SEA	1-0-1	1-0-1	2-0-0	1-0-1	1-1-0	1-1-0	0-1-1	2-0-0	0-1-1	2-0-0	1-1-0	0-1-1	1-0-1	1-1-0	1-0-1	-	2-0-0	1-0-1
TOR	0-1-1	0-1-1	1-0-1	1-0-1	0-2-0	0-1-1	1-1-0	0-1-1	0-0-2	0-0-2	0-1-1	0-1-1	1-0-1	1-1-0	0-0-2	0-2-0	-	1-1-0
VAN	1-0-1	0-0-2	0-2-0	0-2-0	0-2-0	1-1-0	1-1-0	0-1-1	0-2-0	0-1-1	0-0-2	1-1-0	0-2-0	1-1-0	0-0-2	0-1-1	1-1-0	-

TEAM VS TEAM AGGREGATE GOALS

TEAM	VS CHI	VS CHV	VS COL	VS CLB	VS DAL	VS DC	VS HOU	VS KC	VS LA	VS NE	VS NY	VS PHI	VS POR	VS RSL	VS SJ	VS SEA	VS TOR	VS VAN
CHI	-	4-3	3-1	4-2	2-3	3-2	2-2	3-2	2-4	4-3	3-3	2-3	2-5	3-0	2-4	1-2	4-2	2-4
CHV	3-4	-	2-3	3-3	1-3	2-5	4-2	3-4	0-2	6-2	3-2	3-4	1-1	0-2	4-1	1-3	4-1	1-1
COL	1-3	3-2	-	3-4	1-3	5-2	2-1	2-2	1-4	2-2	6-3	3-2	4-1	0-1	3-2	3-5	1-2	4-1
CLB	2-4	3-3	4-3	-	2-2	3-4	4-2	2-2	0-2	6-1	1-1	2-2	1-1	4-1	0-3	3-7	3-5	3-1
DAL	3-2	3-1	3-1	2-2	-	0-0	2-3	4-6	3-4	1-2	2-3	4-2	6-3	0-2	0-2	1-1	2-0	4-1
DC	2-3	5-2	2-5	4-3	0-0	-	3-6	0-2	1-1	1-3	1-4	4-5	4-3	5-2	4-4	2-4	3-3	5-2
HOU	2-2	2-4	1-2	2-4	3-2	6-3	-	1-4	3-2	2-1	3-3	1-2	4-1	3-2	2-3	4-2	3-2	3-2
SKC	2-3	4-3	2-2	2-2	6-4	2-0	4-1	-	3-6	3-4	2-1	1-1	5-2	2-1	2-1	1-3	4-2	5-4
LA	4-2	2-0	4-1	2-0	4-3	1-1	2-3	6-3	-	2-1	1-3	2-1	3-3	3-5	2-0	1-0	2-2	7-0
NE	3-4	2-6	2-2	1-6	2-1	3-1	1-2	4-3	1-2	-	3-4	4-7	1-4	3-5	2-4	2-4	2-2	2-1
NY	3-3	2-3	3-6	1-1	3-2	4-1	3-3	1-2	3-1	4-3	-	1-1	5-3	1-6	5-2	3-4	6-1	2-2
PHI	3-2	4-3	2-3	2-2	2-4	5-4	2-1	1-1	1-2	7-4	1-1	-	0-1	2-3	1-0	3-1	7-1	1-1
POR	5-2	1-1	1-4	1-1	3-6	3-4	1-4	2-5	3-3	4-1	3-5	2-1	-	1-0	2-2	3-4	2-4	3-1
RSL	0-3	2-0	1-0	1-4	2-0	2-5	2-3	1-2	5-3	5-3	6-1	3-2	1-2	-	5-0	3-3	3-2	2-3
SJ	4-2	1-4	2-3	3-0	6-2	4-4	3-2	1-2	0-2	4-2	2-5	0-1	2-2	0-5	-	3-4	2-2	3-3
SEA	2-1	3-1	5-3	7-3	1-1	4-2	2-4	3-1	0-1	4-2	4-3	1-3	4-3	3-3	4-3	-	4-0	5-3
TOR	2-4	1-4	2-1	5-3	0-2	3-6	2-3	2-4	2-2	2-2	1-6	3-7	4-2	2-3	2-2	0-4	-	3-4
VAN	4-2	1-1	2-4	1-3	1-4	2-5	2-3	4-5	0-7	1-2	2-2	1-1	1-3	3-2	3-3	3-5	4-3	-

TEAM GOALS SCORED INTERVALS

	GP	G	1-15	16-30	31-45	46-60	61-75	76-90	OT
Seattle Sounders FC	34	56	7	6	10	7	11	15	0
New York Red Bulls	34	50	10	4	12	6	8	10	0
Sporting Kansas City	34	50	5	8	10	7	13	7	0
D.C. United	34	49	7	5	9	7	13	8	0
LA Galaxy	34	48	4	5	10	6	13	10	0
Chicago Fire	34	46	6	11	7	5	7	10	0
Houston Dynamo	34	45	4	5	9	8	5	14	0
Philadelphia Union	34	44	7	4	7	6	9	11	0
Colorado Rapids	34	44	6	7	9	3	11	8	0
Real Salt Lake	34	44	8	6	8	8	4	10	0
Columbus Crew	34	43	3	2	4	14	8	12	0
FC Dallas	34	42	1	8	10	9	3	11	0
Chivas USA	34	41	5	3	8	8	7	10	0
Portland Timbers	34	40	4	8	8	8	7	5	0
San Jose Earthquakes	34	40	5	8	7	7	8	5	0
New England Revolution	34	38	9	6	6	5	4	8	0
Toronto FC	34	36	2	4	4	11	7	8	0
Vancouver Whitecaps FC	34	35	5	7	3	6	6	8	0



MLS 2011 LEADERS

TEAM GOALS ALLOWED INTERVALS

	GP	G	1-15	16-30	31-45	46-60	61-75	76-90	OT
LA Galaxy	34	28	5	2	5	3	7	6	0
Philadelphia Union	34	36	3	10	8	8	3	4	0
Real Salt Lake	34	36	5	7	5	3	7	9	0
Seattle Sounders FC	34	37	5	6	7	8	7	4	0
FC Dallas	34	39	3	9	8	6	3	10	0
Sporting Kansas City	34	40	4	3	8	6	7	12	0
Houston Dynamo	34	41	6	3	10	4	6	12	0
Colorado Rapids	34	41	2	9	7	7	7	9	0
Chivas USA	34	43	6	9	6	8	8	6	0
Columbus Crew	34	44	8	4	9	7	7	9	0
New York Red Bulls	34	44	9	7	7	9	7	5	0
Chicago Fire	34	45	5	5	6	10	13	6	0
San Jose Earthquakes	34	45	5	4	8	4	8	16	0
Portland Timbers	34	48	7	8	5	4	13	11	0
D.C. United	34	52	8	5	7	13	7	12	0
Vancouver Whitecaps FC	34	55	2	4	13	12	11	13	0
New England Revolution	34	58	6	7	11	11	8	15	0
Toronto FC	34	59	9	5	11	8	15	11	0

CONSECUTIVE MINUTES WITHOUT SCORING A GOAL

TEAM	MIN	START	END
FC Dallas	401	9/10/2011	10/12/2011
Toronto FC	356	6/29/2011	7/23/2011
Chivas USA	335	8/20/2011	9/17/2011
Vancouver Whitecaps FC	332	6/25/2011	7/09/2011
Colorado Rapids	319	4/08/2011	4/30/2011
Chivas USA	313	4/02/2011	4/23/2011
San Jose Earthquakes	295	7/02/2011	7/20/2011
Philadelphia Union	294	6/11/2011	6/25/2011
Toronto FC	284	4/09/2011	4/23/2011
San Jose Earthquakes	283	7/20/2011	8/06/2011

CONSECUTIVE MINUTES WITHOUT ALLOWING A GOAL

TEAM	MIN	START	END
FC Dallas	531	5/01/2011	5/28/2011
LA Galaxy	479	5/14/2011	6/11/2011
Columbus Crew	414	3/19/2011	4/23/2011
Real Salt Lake	409	4/30/2011	5/28/2011
Portland Timbers	342	8/20/2011	9/21/2011
Chicago Fire	334	5/28/2011	6/18/2011
New York Red Bulls	333	4/09/2011	5/07/2011
LA Galaxy	315	9/09/2011	10/01/2011
Seattle Sounders FC	309	8/06/2011	8/27/2011
Colorado Rapids	301	9/24/2011	10/22/2011

ROAD GOAL-SCORING TOTALS

TEAM	W	L	T	GF	AVG	GA	AVG
Seattle Sounders FC	9	3	5	24	1.41	17	1.00
Chivas USA	3	7	7	22	1.29	26	1.53
Chicago Fire	3	6	8	22	1.29	26	1.53
FC Dallas	6	7	4	22	1.29	28	1.65
New York Red Bulls	2	5	10	21	1.24	27	1.59
Sporting Kansas City	4	7	6	21	1.24	24	1.41
New England Revolution	1	9	7	21	1.24	34	2.00
D.C. United	5	8	4	21	1.24	25	1.47
Philadelphia Union	4	7	6	20	1.18	18	1.06
LA Galaxy	7	4	5	19	1.19	17	1.06
Colorado Rapids	6	7	4	19	1.12	25	1.47
Toronto FC	1	9	7	18	1.06	38	2.24
Columbus Crew	4	10	3	16	0.94	26	1.53
San Jose Earthquakes	3	8	6	16	0.94	26	1.53

MLS 2011 LEADERS



ROAD GOAL-SCORING TOTALS (CONT'D)

TEAM	W	L	T	GF	AVG	GA	AVG
Real Salt Lake	5	8	4	15	0.88	21	1.24
Houston Dynamo	2	6	9	13	0.76	21	1.24
Vancouver Whitecaps FC	0	12	5	11	0.65	31	1.82
Portland Timbers	2	9	6	10	0.59	26	1.53

HOME GOAL-SCORING TOTALS

TEAM	W	L	T	GF	AVG	GA	AVG
Houston Dynamo	10	3	4	32	1.88	20	1.18
Seattle Sounders FC	9	4	4	32	1.88	20	1.18
Portland Timbers	9	5	3	30	1.76	22	1.29
New York Red Bulls	8	3	6	29	1.71	17	1.00
Sporting Kansas City	9	2	6	29	1.71	16	0.94
Real Salt Lake	10	3	4	29	1.71	15	0.88
LA Galaxy	12	0	5	28	1.65	8	0.47
D.C. United	4	5	8	28	1.65	27	1.59
Columbus Crew	9	3	5	27	1.59	18	1.06
Colorado Rapids	6	2	9	25	1.47	16	0.94
Vancouver Whitecaps FC	6	6	5	24	1.41	24	1.41
Philadelphia Union	7	1	9	24	1.41	18	1.06
Chicago Fire	6	3	8	24	1.41	19	1.12
San Jose Earthquakes	5	4	8	24	1.41	19	1.12
FC Dallas	9	5	3	20	1.18	11	0.65
Chivas USA	5	7	5	19	1.12	17	1.00
Toronto FC	5	4	8	18	1.06	21	1.24
New England Revolution	4	7	6	17	1.00	24	1.41

FIRST-HALF GOAL-SCORING TOTALS

TEAM	W	L	T	GF	AVG	GA	AVG
New York Red Bulls	10	8	16	26	0.76	23	0.68
Chicago Fire	9	9	16	24	0.71	16	0.47
Sporting Kansas City	13	9	12	23	0.68	15	0.44
Seattle Sounders FC	18	7	9	23	0.68	18	0.53
Colorado Rapids	12	9	13	22	0.65	18	0.53
Real Salt Lake	15	11	8	22	0.65	17	0.50
New England Revolution	5	16	13	21	0.62	24	0.71
D.C. United	9	13	12	21	0.62	20	0.59
Portland Timbers	11	14	9	20	0.59	20	0.59
San Jose Earthquakes	8	12	14	20	0.59	17	0.50
LA Galaxy	19	5	10	19	0.56	12	0.35
FC Dallas	15	12	7	19	0.56	20	0.59
Houston Dynamo	12	9	13	18	0.53	19	0.56
Philadelphia Union	11	8	15	18	0.53	21	0.62
Chivas USA	8	14	12	16	0.47	21	0.62
Vancouver Whitecaps FC	6	18	10	15	0.44	19	0.56
Toronto FC	6	13	15	10	0.29	25	0.74
Columbus Crew	13	13	8	9	0.26	21	0.62

SECOND-HALF GOAL-SCORING TOTALS

TEAM	W	L	T	GF	AVG	GA	AVG
Columbus Crew	13	13	8	34	1.00	23	0.68
Seattle Sounders FC	18	7	9	33	0.97	19	0.56
LA Galaxy	19	5	10	29	0.85	16	0.47
D.C. United	9	13	12	28	0.82	32	0.94
Sporting Kansas City	13	9	12	27	0.79	25	0.74
Houston Dynamo	12	9	13	27	0.79	22	0.65
Philadelphia Union	11	8	15	26	0.76	15	0.44
Toronto FC	6	13	15	26	0.76	34	1.00
Chivas USA	8	14	12	25	0.74	22	0.65
New York Red Bulls	10	8	16	24	0.71	21	0.62
FC Dallas	15	12	7	23	0.68	19	0.56
Chicago Fire	9	9	16	22	0.65	29	0.85



MLS 2011 LEADERS

SECOND-HALF GOAL-SCORING TOTALS (CONT'D)

TEAM	W	L	T	GF	AVG	GA	AVG
Real Salt Lake	15	11	8	22	0.65	19	0.56
Colorado Rapids	12	9	13	22	0.65	23	0.68
Portland Timbers	11	14	9	20	0.59	28	0.82
Vancouver Whitecaps FC	6	18	10	20	0.59	36	1.06
San Jose Earthquakes	8	12	14	20	0.59	28	0.82
New England Revolution	5	16	13	17	0.50	34	1.00

TEAM TOTAL SHOTS

TEAM	W	L	T	1ST	2ND	TOT
Sporting Kansas City	13	9	12	236	252	488
FC Dallas	15	12	7	241	241	482
Chicago Fire	9	9	16	205	270	475
San Jose Earthquakes	8	12	14	205	254	459
Houston Dynamo	12	9	13	213	236	449
Seattle Sounders FC	18	7	9	192	250	442
Columbus Crew	13	13	8	188	249	437
Portland Timbers	11	14	9	200	232	432
Real Salt Lake	15	11	8	181	248	429
D.C. United	9	13	12	195	232	427
Chivas USA	8	14	12	197	229	426
New York Red Bulls	10	8	16	220	200	420
New England Revolution	5	16	13	188	232	420
Philadelphia Union	11	8	15	163	244	407
Vancouver Whitecaps FC	6	18	10	181	218	399
LA Galaxy	19	5	10	191	204	395
Toronto FC	6	13	15	176	214	390
Colorado Rapids	12	9	13	161	204	365

TEAM TOTAL SHOTS AGAINST

TEAM	W	L	T	1ST	2ND	TOT
FC Dallas	15	12	7	145	209	354
Colorado Rapids	12	9	13	162	207	369
Real Salt Lake	15	11	8	185	190	375
New York Red Bulls	10	8	16	189	198	387
Houston Dynamo	12	9	13	188	208	396
Sporting Kansas City	13	9	12	176	223	399
LA Galaxy	19	5	10	180	227	407
Philadelphia Union	11	8	15	181	226	407
Chivas USA	8	14	12	189	235	424
Seattle Sounders FC	18	7	9	206	218	424
Chicago Fire	9	9	16	218	224	442
Columbus Crew	13	13	8	226	222	448
D.C. United	9	13	12	203	263	466
Portland Timbers	11	14	9	217	252	469
New England Revolution	5	16	13	225	257	482
Vancouver Whitecaps FC	6	18	10	214	277	491
San Jose Earthquakes	8	12	14	207	294	501
Toronto FC	6	13	15	222	279	501

RECORD WHEN SCORING FIRST GOAL

TEAM	W	L	T	PCT
Columbus Crew	9	0	0	1.000
LA Galaxy	16	0	4	.900
Seattle Sounders FC	11	0	3	.893
FC Dallas	13	1	2	.875
Portland Timbers	11	1	4	.813
Philadelphia Union	10	0	6	.813
Real Salt Lake	15	3	2	.800
Chicago Fire	8	0	6	.786
Houston Dynamo	9	1	4	.786

RECORD WHEN SCORING FIRST GOAL (CONT'D)

TEAM	W	L	T	PCT
Sporting Kansas City	12	3	2	.765
New York Red Bulls	10	0	9	.763
Toronto FC	6	0	6	.750
Colorado Rapids	9	2	6	.706
Chivas USA	7	2	4	.692
D.C. United	9	3	4	.688
San Jose Earthquakes	7	4	5	.594
Vancouver Whitecaps FC	6	4	4	.571
New England Revolution	5	3	8	.563

RECORD WHEN ALLOWING FIRST GOAL

TEAM	W	L	T	PCT
Seattle Sounders FC	7	7	3	.500
LA Galaxy	3	5	2	.400
Houston Dynamo	3	8	7	.361
Colorado Rapids	3	7	3	.346
Sporting Kansas City	1	6	7	.321
Columbus Crew	4	13	5	.295
Philadelphia Union	1	8	6	.267
San Jose Earthquakes	1	8	6	.267
Chicago Fire	1	9	6	.250
FC Dallas	2	11	2	.200
New York Red Bulls	0	8	5	.192
Chivas USA	1	12	4	.176
D.C. United	0	10	5	.167
Toronto FC	0	13	5	.139
Portland Timbers	0	13	4	.118
Vancouver Whitecaps FC	0	14	4	.111
Real Salt Lake	0	8	2	.100
New England Revolution	0	13	3	.094

RECORD WHEN TRAILING AT THE HALF

TEAM	W	L	T	PCT
Seattle Sounders FC	3	3	3	.500
Columbus Crew	3	4	5	.458
Sporting Kansas City	0	2	6	.375
Houston Dynamo	2	5	3	.350
San Jose Earthquakes	0	3	4	.286
Philadelphia Union	1	6	4	.273
FC Dallas	2	7	1	.250
New York Red Bulls	0	4	3	.214
LA Galaxy	1	4	0	.200

RECORD IN ONE-GOAL GAMES

TEAM	— REGULATION-OT —				— SHOOTOUT —				— BOTH —			
	W	L	T	PCT	W	L	T	PCT	W	L	T	PCT
LA Galaxy	12	1	0	.923	0	0	0	---	12	1	0	.923
Seattle Sounders FC	12	5	0	.706	0	0	0	---	12	5	0	.706
FC Dallas	10	5	0	.667	0	0	0	---	10	5	0	.667
New York Red Bulls	5	3	0	.625	0	0	0	---	5	3	0	.625
Colorado Rapids	8	5	0	.615	0	0	0	---	8	5	0	.615
Toronto FC	4	3	0	.571	0	0	0	---	4	3	0	.571
Houston Dynamo	6	5	0	.545	0	0	0	---	6	5	0	.545
Real Salt Lake	7	6	0	.538	0	0	0	---	7	6	0	.538
Portland Timbers	8	7	0	.533	0	0	0	---	8	7	0	.533
Philadelphia Union	8	7	0	.533	0	0	0	---	8	7	0	.533
Chicago Fire	6	6	0	.500	0	0	0	---	6	6	0	.500
Columbus Crew	7	7	0	.500	0	0	0	---	7	7	0	.500
Sporting Kansas City	7	8	0	.467	0	0	0	---	7	8	0	.467
New England Revolution	4	10	0	.286	0	0	0	---	4	10	0	.286
D.C. United	3	8	0	.273	0	0	0	---	3	8	0	.273
Chivas USA	4	12	0	.250	0	0	0	---	4	12	0	.250
San Jose Earthquakes	2	7	0	.222	0	0	0	---	2	7	0	.222
Vancouver Whitecaps FC	3	11	0	.214	0	0	0	---	3	11	0	.214



MLS 2011 LEADERS



MLS 2011 LEADERS

OWN GOALS RECEIVED

DATE	REC TM	OFF TM	MIN	PLAYER
04/14/2011 POR	4 vs CHI	2	84	Dasan Robinson
04/14/2011 CHI	2 at POR	4	66	Eric Brunner
05/14/2011 KC	1 at LA	4	39	Omar Gonzalez
06/10/2011 NY	2 vs NE	1	37	Ryan Cochrane
06/11/2011 HOU	2 vs CHV	1	55	Heath Pearce
06/18/2011 LA	3 at COL	1	25	Drew Moor
06/19/2011 POR	3 vs NY	3	67	Stephen Keel
06/23/2011 NY	2 at SEA	4	58	Zach Scott
07/02/2011 PHI	2 at DC	2	49	Perry Kitchen
07/10/2011 POR	2 vs SEA	3	46	Jeff Parke
08/13/2011 CLB	3 vs NE	1	54	Kevin Alston
08/27/2011 SEA	6 vs CLB	2	74	Josh Gardner
09/10/2011 RSL	2 at SEA	1	12	Kasey Keller
09/17/2011 CHI	3 vs CHV	2	26	Juan Pablo Angel
09/28/2011 KC	2 vs CLB	1	74	Julius James
10/01/2011 LA	2 vs RSL	1	72	Nat Borchers
10/02/2011 CLB	2 vs DC	1	48	Daniel Woolard
10/22/2011 SEA	3 at CHV	1	53	Andrew Boyens

TEAM WINNING STREAK LEADERS

TEAM	#	START	STOP
Chicago Fire	2	08/21/2011	08/27/2011
Chicago Fire	3	09/17/2011	09/28/2011
Chicago Fire	2	10/15/2011	
Chivas USA	2	04/23/2011	04/30/2011
Colorado Rapids	3	03/19/2011	04/03/2011
Colorado Rapids	3	07/29/2011	08/13/2011
Columbus Crew	2	06/18/2011	06/26/2011
Columbus Crew	2	07/23/2011	07/30/2011
Columbus Crew	2	08/13/2011	08/20/2011
Columbus Crew	2	10/02/2011	10/15/2011
FC Dallas	2	04/23/2011	05/01/2011
FC Dallas	2	05/11/2011	05/14/2011
FC Dallas	3	06/18/2011	07/02/2011
FC Dallas	2	10/12/2011	10/15/2011
Houston Dynamo	2	04/10/2011	04/17/2011
Houston Dynamo	2	09/17/2011	09/24/2011
Houston Dynamo	2	10/14/2011	
Sporting Kansas City	2	06/12/2011	06/17/2011
Sporting Kansas City	2	06/25/2011	07/02/2011
Sporting Kansas City	2	08/17/2011	08/21/2011
Sporting Kansas City	2	10/15/2011	
LA Galaxy	2	04/17/2011	04/23/2011
LA Galaxy	4	05/14/2011	05/28/2011
LA Galaxy	3	07/09/2011	07/30/2011
LA Galaxy	2	08/06/2011	08/20/2011
LA Galaxy	4	09/09/2011	10/01/2011
New York Red Bulls	3	04/16/2011	04/30/2011
Philadelphia Union	2	03/19/2011	03/26/2011
Philadelphia Union	2	05/21/2011	05/28/2011
Portland Timbers	2	04/14/2011	04/17/2011
Portland Timbers	2	04/30/2011	05/06/2011
Portland Timbers	2	08/20/2011	08/24/2011
Real Salt Lake	4	03/19/2011	04/13/2011
Real Salt Lake	2	07/09/2011	07/23/2011
Real Salt Lake	5	08/27/2011	09/21/2011
San Jose Earthquakes	2	05/14/2011	05/21/2011
San Jose Earthquakes	2	06/04/2011	06/11/2011
Seattle Sounders FC	2	04/22/2011	04/30/2011
Seattle Sounders FC	3	06/18/2011	06/26/2011
Seattle Sounders FC	2	07/10/2011	07/16/2011



MLS 2011 LEADERS

TEAM WINNING STREAK LEADERS (CONT'D)

TEAM	#	START	STOP
Seattle Sounders FC	2	08/20/2011	08/27/2011
Seattle Sounders FC	3	09/17/2011	10/01/2011
Seattle Sounders FC	2	10/15/2011	
Toronto FC	2	09/10/2011	09/17/2011
Vancouver Whitecaps FC	2	10/06/2011	10/12/2011

TEAM LOSING STREAK LEADERS

TEAM	#	START	STOP
Chicago Fire	3	04/09/2011	04/17/2011
Chicago Fire	2	07/09/2011	07/16/2011
Chivas USA	2	03/19/2011	03/26/2011
Chivas USA	3	06/11/2011	06/25/2011
Chivas USA	4	08/24/2011	09/17/2011
Chivas USA	2	10/16/2011	
Colorado Rapids	3	04/08/2011	04/22/2011
Colorado Rapids	2	06/18/2011	06/26/2011
Colorado Rapids	3	08/27/2011	09/17/2011
Columbus Crew	2	05/14/2011	05/21/2011
Columbus Crew	2	08/27/2011	09/10/2011
Columbus Crew	3	09/17/2011	09/28/2011
FC Dallas	2	03/26/2011	04/01/2011
FC Dallas	4	09/10/2011	10/01/2011
D.C. United	2	03/26/2011	04/03/2011
D.C. United	2	04/21/2011	04/29/2011
D.C. United	4	09/29/2011	10/15/2011
Houston Dynamo	2	05/04/2011	05/07/2011
Houston Dynamo	2	08/27/2011	09/10/2011
Sporting Kansas City	5	04/16/2011	05/21/2011
New England Revolution	2	04/09/2011	04/17/2011
New England Revolution	4	05/21/2011	06/10/2011
New England Revolution	2	08/06/2011	08/13/2011
New England Revolution	5	09/16/2011	10/15/2011
Philadelphia Union	2	08/20/2011	09/03/2011
Portland Timbers	2	03/19/2011	03/26/2011
Portland Timbers	3	05/29/2011	06/11/2011
Portland Timbers	3	06/25/2011	07/10/2011
Portland Timbers	2	08/14/2011	08/17/2011
Real Salt Lake	2	07/30/2011	08/03/2011
Real Salt Lake	2	08/13/2011	08/20/2011
Real Salt Lake	4	09/24/2011	10/06/2011
San Jose Earthquakes	3	04/16/2011	04/30/2011
San Jose Earthquakes	2	07/23/2011	07/30/2011
San Jose Earthquakes	2	08/13/2011	08/20/2011
Seattle Sounders FC	2	03/15/2011	03/19/2011
Toronto FC	2	06/18/2011	06/25/2011
Toronto FC	4	07/06/2011	07/23/2011
Vancouver Whitecaps FC	2	04/23/2011	04/30/2011
Vancouver Whitecaps FC	4	06/25/2011	07/09/2011
Vancouver Whitecaps FC	2	08/13/2011	08/20/2011
Vancouver Whitecaps FC	3	09/17/2011	10/02/2011
Vancouver Whitecaps FC	2	10/15/2011	



MLS 2011 LEADERS

TEAM UNDEFEATED STREAK LEADERS

TEAM	#	START	STOP
Chicago Fire	2	03/19/2011	03/26/2011
Chicago Fire	4	04/23/2011	05/14/2011
Chicago Fire	8	05/28/2011	07/02/2011
Chicago Fire	4	08/13/2011	08/27/2011
Chicago Fire	4	09/17/2011	10/01/2011
Chicago Fire	2	10/15/2011	
Chivas USA	5	04/02/2011	04/30/2011
Chivas USA	3	05/28/2011	06/04/2011
Chivas USA	5	07/02/2011	07/23/2011
Chivas USA	3	08/06/2011	08/20/2011
Chivas USA	3	09/21/2011	10/02/2011
Colorado Rapids	3	03/19/2011	04/03/2011
Colorado Rapids	9	04/30/2011	06/11/2011
Colorado Rapids	3	07/03/2011	07/09/2011
Colorado Rapids	6	07/20/2011	08/20/2011
Colorado Rapids	4	09/24/2011	
Columbus Crew	7	03/26/2011	05/07/2011
Columbus Crew	3	05/28/2011	06/08/2011
Columbus Crew	2	06/18/2011	06/26/2011
Columbus Crew	2	07/06/2011	07/16/2011
Columbus Crew	2	07/23/2011	07/30/2011
Columbus Crew	2	08/13/2011	08/20/2011
Columbus Crew	2	10/02/2011	10/15/2011
FC Dallas	9	04/23/2011	06/04/2011
FC Dallas	3	06/18/2011	07/02/2011
FC Dallas	4	07/16/2011	07/31/2011
FC Dallas	2	10/12/2011	10/15/2011
D.C. United	2	04/09/2011	04/16/2011
D.C. United	5	05/04/2011	06/03/2011
D.C. United	5	06/18/2011	07/16/2011
D.C. United	4	07/30/2011	08/18/2011
D.C. United	2	09/21/2011	09/24/2011
Houston Dynamo	6	03/25/2011	04/29/2011
Houston Dynamo	2	05/14/2011	05/21/2011
Houston Dynamo	4	06/25/2011	07/16/2011
Houston Dynamo	5	07/30/2011	08/20/2011
Houston Dynamo	6	09/14/2011	
Sporting Kansas City	14	05/28/2011	08/03/2011
Sporting Kansas City	2	08/17/2011	08/21/2011
Sporting Kansas City	2	09/05/2011	09/10/2011
Sporting Kansas City	5	09/23/2011	
LA Galaxy	2	03/15/2011	03/20/2011
LA Galaxy	5	04/02/2011	04/23/2011
LA Galaxy	14	05/07/2011	07/30/2011
LA Galaxy	7	08/06/2011	10/01/2011
New England Revolution	4	03/20/2011	04/06/2011
New England Revolution	2	05/07/2011	05/14/2011
New England Revolution	2	06/15/2011	06/18/2011
New England Revolution	3	07/20/2011	07/30/2011
New England Revolution	4	08/17/2011	09/10/2011
New York Red Bulls	3	03/19/2011	04/02/2011
New York Red Bulls	4	04/16/2011	05/07/2011
New York Red Bulls	6	05/21/2011	06/19/2011
New York Red Bulls	3	06/26/2011	07/06/2011
New York Red Bulls	4	08/13/2011	09/17/2011
New York Red Bulls	3	09/24/2011	10/04/2011
Philadelphia Union	2	03/19/2011	03/26/2011
Philadelphia Union	3	04/09/2011	04/30/2011
Philadelphia Union	4	05/21/2011	06/11/2011
Philadelphia Union	5	06/22/2011	07/17/2011
Philadelphia Union	3	08/03/2011	08/13/2011



MLS 2011 LEADERS

TEAM UNDEFEATED STREAK LEADERS (CONT'D)

TEAM	#	START	STOP
Philadelphia Union	8	09/07/2011	10/15/2011
Portland Timbers	3	04/02/2011	04/17/2011
Portland Timbers	4	04/30/2011	05/21/2011
Portland Timbers	3	07/30/2011	08/06/2011
Portland Timbers	5	08/20/2011	09/21/2011
Portland Timbers	2	10/19/2011	
Real Salt Lake	4	03/19/2011	04/13/2011
Real Salt Lake	3	05/07/2011	05/22/2011
Real Salt Lake	7	06/11/2011	07/23/2011
Real Salt Lake	5	08/27/2011	09/21/2011
Real Salt Lake	2	10/14/2011	
San Jose Earthquakes	3	03/26/2011	04/09/2011
San Jose Earthquakes	6	05/11/2011	06/11/2011
San Jose Earthquakes	2	06/25/2011	07/02/2011
San Jose Earthquakes	3	07/09/2011	07/20/2011
San Jose Earthquakes	2	08/27/2011	09/10/2011
San Jose Earthquakes	4	09/21/2011	10/08/2011
Seattle Sounders FC	6	03/25/2011	04/30/2011
Seattle Sounders FC	3	05/07/2011	05/21/2011
Seattle Sounders FC	9	05/28/2011	07/16/2011
Seattle Sounders FC	4	08/06/2011	08/27/2011
Seattle Sounders FC	3	09/17/2011	10/01/2011
Seattle Sounders FC	2	10/15/2011	
Toronto FC	4	03/26/2011	04/13/2011
Toronto FC	2	05/14/2011	05/22/2011
Toronto FC	3	06/04/2011	06/15/2011
Toronto FC	3	07/30/2011	08/13/2011
Toronto FC	3	08/27/2011	09/17/2011
Toronto FC	3	10/01/2011	
Vancouver Whitecaps FC	2	04/02/2011	04/06/2011
Vancouver Whitecaps FC	2	05/07/2011	05/11/2011
Vancouver Whitecaps FC	2	05/28/2011	06/01/2011
Vancouver Whitecaps FC	2	06/11/2011	06/18/2011
Vancouver Whitecaps FC	2	08/27/2011	09/10/2011
Vancouver Whitecaps FC	2	10/06/2011	10/12/2011

PENALTY KICK SUMMARY

DATE	TEAM	OPP	SHOOTER	KEEPER	RES	MN
03/19/2011	NY	1 vs SEA	0	Thierry Henry	Kasey Keller	S 9
03/19/2011	DC	3 vs CLB	1	Charlie Davies	William Hesmer	G 63
03/19/2011	CLB	1 at DC	3	Robbie Rogers	Pat Onstad	G 79
03/26/2011	CHI	3 vs KC	2	Diego Chaves	Jimmy Nielsen	G 34
03/26/2011	NE	2 vs DC	1	Shalrie Joseph	Pat Onstad	G 17
03/26/2011	DC	1 at NE	2	Charlie Davies	Matt Reis	G 91+
03/26/2011	RSL	4 vs LA	1	Javier Morales	Josh Saunders	G 10
04/01/2011	CLB	2 vs DAL	0	Andres Mendoza	Kevin Hartman	G 54
04/06/2011	VAN	1 vs NE	1	Eric Hassli	Bobby Shuttleworth	G 56
04/09/2011	DC	1 vs LA	1	Charlie Davies	Donovan Ricketts	G 90
04/23/2011	DAL	2 at VAN	1	David Ferreira	Jay Nolly	WL 28
04/23/2011	KC	2 at NE	3	Kei Kamara	Matt Reis	G 69
04/23/2011	LA	3 vs POR	0	Landon Donovan	Troy Perkins	G 8
04/30/2011	PHI	1 vs SJ	0	Sebastien Le Toux	Jon Busch	G 76
04/30/2011	CLB	2 vs VAN	1	Emilio Renteria	Jay Nolly	G 50
04/30/2011	NY	1 vs KC	0	Rafael Marquez	Jimmy Nielsen	S 14
04/30/2011	SEA	3 vs TOR	0	Brad Evans	Stefan Frei	G 75
05/04/2011	SEA	1 at DC	2	Brad Evans	Bill Hamid	G 71
05/07/2011	TOR	2 vs HOU	1	Joao Plata	Tally Hall	G 50
05/07/2011	CLB	1 vs SEA	1	Emilio Renteria	Kasey Keller	G 67
05/11/2011	DAL	1 vs TOR	0	Daniel Hernandez	Stefan Frei	G 48+
05/14/2011	DC	1 vs COL	1	Chris Pontius	Matt Pickens	G 62
05/14/2011	NE	1 vs VAN	0	Shalrie Joseph	Jay Nolly	G 49





MLS 2011 LEADERS



MLS INDIVIDUAL SINGLE-SEASON LEADERS (1996-2011)

PENALTY KICK SUMMARY (CONT'D)

DATE	TEAM	OPP	SHOOTER	KEEPER	RES	MN
05/14/2011	LA	4 vs KC	1	Landon Donovan	Eric Kronberg	G 44
05/15/2011	NY	2 vs CHV	3	Dwayne De Rosario	Dan Kennedy	G 35
05/21/2011	HOU	2 vs NY	2	Brad Davis	Greg Sutton	G 12
05/25/2011	COL	2 at NY	2	Jeff Larentowicz	Greg Sutton	S 27
05/25/2011	LA	1 vs HOU	0	Landon Donovan	Tally Hall	G 46+
05/28/2011	VAN	1 vs NY	1	Eric Hassli	Greg Sutton	G 24
05/29/2011	POR	2 vs DC	3	Jack Jewsbury	Bill Hamid	G 68
05/29/2011	DC	3 at POR	2	Chris Pontius	Troy Perkins	G 75
06/04/2011	COL	1 vs PHI	1	Conor Casey	Faryd Mondragon	G 63
06/08/2011	CLB	2 vs RSL	1	Andres Mendoza	Nick Rimando	G 76
06/10/2011	NE	1 at NY	2	Shalrie Joseph	Greg Sutton	S 34
06/11/2011	VAN	2 at SEA	2	Eric Hassli	Kasey Keller	G 29
06/18/2011	RSL	1 vs DC	1	Fabian Espindola	Bill Hamid	G 38
06/18/2011	DC	1 at RSL	1	Charlie Davies	Nick Rimando	G 85
06/19/2011	POR	3 vs NY	3	Jack Jewsbury	Greg Sutton	RP 78
06/19/2011	NY	3 at POR	3	Dwayne De Rosario	Troy Perkins	G 96+
06/25/2011	HOU	2 at DC	2	Brad Davis	Bill Hamid	G 41
06/25/2011	KC	2 vs VAN	1	Omar Bravo	Joe Cannon	G 33
06/29/2011	TOR	1 vs VAN	0	Nick Soolsma	Jay Nolly	G 54
07/04/2011	RSL	3 vs NE	3	Alvaro Saborio	Matt Reis	G 56
07/04/2011	NE	3 at RSL	3	Rajko Lekic	Nick Rimando	G 4
07/04/2011	SEA	0 at LA	0	Fredy Montero	Brian Perk	S 18
07/06/2011	VAN	0 vs CLB	1	Terry Dunfield	William Hesmer	S 73
07/10/2011	SEA	3 at POR	2	Osvaldo Alonso	Troy Perkins	G 83
07/16/2011	POR	1 at CHI	0	Jack Jewsbury	Sean Johnson	G 25
07/20/2011	DC	0 vs NE	1	Charlie Davies	Matt Reis	H 44
07/23/2011	NE	2 at COL	2	Shalrie Joseph	Matt Pickens	G 90
07/23/2011	COL	2 vs NE	2	Caleb Folan	Matt Reis	G 65
07/23/2011	RSL	4 vs SJ	0	Alvaro Saborio	Jon Busch	G 63
07/30/2011	LA	4 at VAN	0	Landon Donovan	Joe Cannon	G 75
07/30/2011	SEA	1 at HOU	3	Alvaro Fernandez	Tally Hall	G 37
07/30/2011	POR	2 vs TOR	2	Jack Jewsbury	Stefan Frei	G 57
08/06/2011	DC	3 vs TOR	3	Dwayne De Rosario	Stefan Frei	G 88
08/06/2011	NE	2 vs CHV	3	Shalrie Joseph	Dan Kennedy	G 69
08/06/2011	RSL	3 vs NY	0	Alvaro Saborio	Bounaoundoul	G 77
08/07/2011	VAN	4 vs CHI	2	Eric Hassli	Sean Johnson	S 44
08/13/2011	SEA	0 vs CHV	0	Alvaro Fernandez	Dan Kennedy	LP 19
08/13/2011	PHI	2 vs DAL	2	Sebastien Le Toux	Kevin Hartman	G 34
08/13/2011	PHI	2 vs DAL	2	Sebastien Le Toux	Kevin Hartman	G 86
08/13/2011	COL	2 at SJ	1	Caleb Folan	Jon Busch	G 39
08/20/2011	CLB	2 vs PHI	1	Andres Mendoza	Faryd Mondragon	G 51
08/27/2011	SEA	6 vs CLB	2	Mauro Rosales	William Hesmer	G 16
08/27/2011	CLB	2 at SEA	6	Jeff Cunningham	Kasey Keller	G 59
09/05/2011	KC	2 vs LA	2	Omar Bravo	Josh Saunders	G 92+
09/07/2011	PHI	4 vs NE	4	Sebastien Le Toux	Matt Reis	G 80
09/07/2011	NE	4 at PHI	4	Rajko Lekic	Zac MacMath	G 21
09/10/2011	SEA	1 vs RSL	2	Mauro Rosales	Nick Rimando	WL 17
09/10/2011	SJ	2 vs CHI	0	Chris Wondolowski	Sean Johnson	S 53
09/14/2011	CLB	2 vs HOU	2	Andres Mendoza	Tally Hall	G 64
09/14/2011	CLB	2 vs HOU	2	Andres Mendoza	Tally Hall	G 76
09/17/2011	HOU	2 vs SJ	1	Brad Davis	Jon Busch	G 47
09/21/2011	DC	2 vs CHV	2	Dwayne De Rosario	Dan Kennedy	S 94+
09/24/2011	NY	2 vs POR	0	Luke Rodgers	Troy Perkins	G 66
09/24/2011	SEA	3 at VAN	1	Brad Evans	Joe Cannon	G 33
09/25/2011	CHI	3 vs NE	2	Sebastian Grazzini	Matt Reis	G 5
09/28/2011	KC	2 vs CLB	1	Kei Kamara	William Hesmer	G 15
10/06/2011	VAN	3 vs RSL	0	Camilo	Nick Rimando	G 44
10/06/2011	VAN	3 vs RSL	0	Camilo	Nick Rimando	G 53
10/15/2011	DC	1 vs CHI	2	Dwayne De Rosario	Sean Johnson	G 90
10/22/2011	POR	1 at RSL	1	Jack Jewsbury	Nick Rimando	G 56
10/22/2011	SJ	4 vs DAL	2	Chris Wondolowski	Chris Seitz	G 34

GOALS

		TEAM	GP	GOALS
1996	Roy Lassiter	TB	30	27
1998	Stern John	CLB	27	26
2000	Mamadou Diallo	TB	28	26
2002	Carlos Ruiz	LA	26	24
1996	Raul Diaz Arce	DC	28	23
2002	Taylor Twellman	NE	28	23

ASSISTS

		TEAM	GP	ASTS
2000	Carlos Valderrama	TB	32	26
1996	Marco Etcheverry	DC	26	19
1997	Carlos Valderrama	TB	20	19
1998	Marco Etcheverry	DC	29	19
2002	Steve Ralston	NE	27	19

GAMES PLAYED

14 players tied with 34

GAMES STARTED

10 players tied with 34

MINUTES PLAYED

		TEAM	MIN
2011	Tally Hall	HOU	3060
2011	Kasey Keller	SEA	3060
2011	Sebastien Le Toux	PHI	3060
2011	Matt Pickens	COL	3060
2011	Nick LaBrocca	CHV	3058

SHOTS

		TEAM	GP	SHOTS
2000	Mamadou Diallo	TB	28	152
1996	Preki	KC	32	140
2000	Ante Razov	CHI	24	127
2003	Ante Razov	CHI	26	119
2008	Kenny Cooper	DAL	30	119

SHOTS ON GOAL

		TEAM	GP	SOG
2000	Mamadou Diallo	TB	28	76
2003	Ante Razov	CHI	26	67
2000	Ante Razov	CHI	24	63
1996	Preki	KC	32	61
2008	Kenny Cooper	DAL	30	60

FOULS COMMITTED

		TEAM	GP	FC
2000	Diego Serna	MIA	31	83
2007	Juan Toja	DAL	27	83
2006	Simo Valakari	DAL	31	81
1999	Matt McKeon	COL	28	80
2000	Chris Henderson	KC	31	79

FOULS SUFFERED

		TEAM	GP	FS
2006	Alejandro Moreno	HOU	30	112
2004	Davy Arnaud	KC	30	111
2005	Alejandro Moreno	SJ	31	102
2003	DaMarcus Beasley	CHI	22	96
1997	Roberto Donadoni	MET	32	94

CAUTIONS (YELLOW)

		TEAM	GP	CAUT
1996	Leonel Alvarez	DAL	22	14
1996	Michael Emenalo	SJ	29	13
1998	Leonel Alvarez	DAL	27	12

6 players tied with 11

EJECTIONS (RED CARDS)

		TEAM	GP	EJECT
1997	Branco	MET	11	3
2000	Ezra Hendrickson	LA	22	3
2009	Carlos Johnson	NY	13	3
2009	Jamison Olave	RSL	25	3
2010	Davy Arnaud	KC	27	3
2011	Eric Hassli	VAN	26	3

OFFSIDES

		TEAM	GP	OFF
2000	Mamadou Diallo	TB	28	82
1996	Roy Lassiter	TB	30	70
2001	Mamadou Diallo	TB	22	56
1997	Roy Wegerle	DC*	31	55
2007	Joseph Ngwenya	HOU*	30	55

GAME-WINNING GOALS

		TEAM	GP	GWG
2002	Carlos Ruiz	LA	26	9
2010	Chris Wondolowski	SJ	28	9

7 players tied with 7

GAME-WINNING ASSISTS

		TEAM	GP	GWA
1999	Mauricio Cienfuegos	LA	30	8
2000	Steve Ralston	TB	30	8
1997	Mauricio Cienfuegos	LA	22	7
1999	Jason Kreis	DAL	32	7
2001	Diego Serna	MIA	22	7
2011	David Beckham	LA	26	7

PENALTY-KICK GOALS

		TEAM	GP	PKG
2005	Jaime Moreno	DC	29	9
1996	Preki	KC	32	7
2003	Carlos Ruiz	LA	26	7
2004	Amado Guevara	MET	24	6
2009	Jaime Moreno	DC	24	6





MLS INDIVIDUAL SINGLE-SEASON LEADERS (1996-2011)

GAMES PLAYED/STARTED IN GOAL

	TEAM	GS
2011 Tally Hall	HOU	34
2011 Kasey Keller	SEA	34
2011 Matt Pickens	COL	34
2011 Jon Busch	SJ	33
2011 Kevin Hartman	DAL	33
2011 Nick Rimando	RSL	33

MINUTES PLAYED IN GOAL

	TEAM	MIN
2011 Tally Hall	HOU	3060
2011 Kasey Keller	SEA	3060
2011 Matt Pickens	COL	3060
2011 Jon Busch	SJ	2970
2011 Kevin Hartman	DAL	2970
2011 Nick Rimando	RSL	2970

WINS

	TEAM	GP	WON
1998 Kevin Hartman	LA	29	22
1997 Mike Ammann	KC	29	21
1999 Kevin Hartman	LA	32	20
1998 Scott Garlick	DC	25	19
1999 Mark Dougherty	CLB	31	18
2005 Pat Onstad	SJ	32	18
2010 Donovan Ricketts	LA	29	18

LOSSES

	TEAM	GP	LOST
2005 D.J. Countess	RSL	27	19
1997 Tony Meola	MET	30	18
1999 Mike Ammann	MET	24	18
1998 Tony Meola	MET	31	17
4 players tied with 16			

SAVES

	TEAM	GP	SVS
2000 Scott Garlick	TB	32	184
1997 Mark Dodd	DAL	30	183
1998 Tony Meola	MET	31	164
1996 Mark Dodd	DAL	31	160
1999 Scott Garlick	TB	28	152

SHUTOUTS

	TEAM	GP	SHO
2000 Tony Meola	KC	31	16
2010 Nick Rimando	RSL	27	14
2007 Brad Guzan	CHV	27	13
2011 Kevin Hartman	DAL	33	13
2011 Nick Rimando	RSL	33	13

GOALS AGAINST AVG.

	TEAM	GP	MIN	GA	GAA
2010 Kevin Hartman	DAL	20	1755	12	0.62
2010 Nick Rimando	RSL	27	2430	18	0.67
2011 Donovan Ricketts	LA	15	1284	11	0.77
2007 Pat Onstad	HOU	27	2418	22	0.82
2009 Zach Thornton	CHV	27	2385	23	0.87
Minimum: 1000 minutes played					

MLS INDIVIDUAL ALL-TIME LEADERS (1996-2011)

GOALS

	TEAM	GP	GOALS
Jeff Cunningham	CLB*	365	134
Jaime Moreno	DC*	340	133
Landon Donovan	LA*	255	115
Ante Razov	CHV*	262	114
Jason Kreis	RSL*	305	108
Taylor Twellman	NE	174	101
Dwayne De Rosario	DC*	274	93
Edson Buddle	LA*	231	90
Roy Lassiter	DC*	179	88
Carlos Ruiz	PHI*	169	88

ASSISTS

	TEAM	GP	ASTS
Steve Ralston	NE*	378	135
Carlos Valderrama	COL*	175	114
Preki	KC*	242	112
Jaime Moreno	DC*	340	102
Marco Etcheverry	DC	191	101
Landon Donovan	LA*	255	94
Cobi Jones	LA	306	91
Andy Williams	RSL*	332	86
Mauricio Cienfuegos	LA	206	80
Brad Davis	HOU*	256	80
Chris Henderson	NY*	317	80

GAMES PLAYED

	TEAM	GP
Kevin Hartman	DAL*	386
Steve Ralston	NE*	378
Jeff Cunningham	CLB*	365
Jaime Moreno	DC*	340
Chris Klein	LA*	333
Andy Williams	RSL*	332
Jesse Marsch	CHV*	321
Tyrone Marshall	COL*	321
Chris Henderson	NY*	317
Pablo Mastroeni	COL*	316

GAMES STARTED

	TEAM	GS
Kevin Hartman	DAL*	381
Steve Ralston	NE*	372
Pablo Mastroeni	COL*	306
Joe Cannon	VAN*	305
Chris Henderson	NY*	304
Jay Heaps	NE*	299
Jaime Moreno	DC*	295
Nick Garcia	TOR*	293
Mike Petke	NY*	292
C.J. Brown	CHI	290
Chris Klein	LA*	290

MINUTES PLAYED

	TEAM	MIN
Kevin Hartman	DAL*	34560
Steve Ralston	NE*	33143
Joe Cannon	VAN*	27555
Jay Heaps	NE*	27363
Pablo Mastroeni	COL*	26801
Nick Garcia	TOR*	26325
Chris Klein	LA*	26249
Chris Henderson	NY*	26242
Nick Rimando	RSL*	26073
Jaime Moreno	DC*	25794

SHOTS

	TEAM	GP	SHOT
Ante Razov	CHV*	262	926
Jason Kreis	RSL*	305	818
Preki	KC*	242	773
Jeff Cunningham	CLB*	365	772
Dwayne De Rosario	DC*	274	692
Jaime Moreno	DC*	340	684
Mark Chung	SJ*	284	624
Edson Buddle	LA*	231	583
Brian McBride	CHI*	220	573
Taylor Twellman	NE	174	557

SHOTS ON GOAL

	TEAM	GP	SOG
Ante Razov	CHV*	262	441
Jaime Moreno	DC*	340	394
Jeff Cunningham	CLB*	365	372
Jason Kreis	RSL*	305	370
Preki	KC*	242	323
Taylor Twellman	NE	174	318
Dwayne De Rosario	DC*	274	309
Landon Donovan	LA*	255	293
Mark Chung	SJ*	284	282
Edson Buddle	LA*	231	261

FOULS COMMITTED

	TEAM	GP	FC
Jesse Marsch	CHV*	321	477
Chris Henderson	NY*	317	474
Pablo Mastroeni	COL*	316	467
Carey Talley	NY*	315	463
Richie Williams	NY*	216	451
Diego Gutierrez	CHI*	276	443
Ben Olsen	DC	221	436
Tyrone Marshall	COL*	321	431
Chris Armas	CHI*	264	430
Brian Mullan	COL*	279	429





MLS INDIVIDUAL ALL-TIME LEADERS (1996-2011)

FOULS SUFFERED

	TEAM	GP	FS
Jaime Moreno	DC*	340	703
Andy Williams	RSL*	332	680
Cobi Jones	LA	306	637
Alejandro Moreno	CHV*	250	617
Mark Chung	SJ*	284	578
Davy Arnaud	KC	240	528
Brian McBride	CHI*	220	503
Eddie Gaven	CLB*	234	484
Richard Mulrooney	HOU*	285	484
Jeff Cunningham	CLB*	365	482

CAUTIONS (YELLOW)

	TEAM	GP	CAUT
Pablo Mastroeni	COL*	316	80
Mike Petke	NY*	307	69
Carey Talley	NY*	315	67
Diego Gutierrez	CHI*	276	63
Jay Heaps	NE*	314	63
Tyrone Marshall	COL*	321	63
Jesse Marsch	CHV*	321	61
Kyle Beckerman	RSL*	269	59
Frankie Hejduk	LA*	203	58
Ramiro Corrales	SJ*	273	56
Marco Etcheverry	DC	191	56
Dema Kovalenko	LA*	244	56

EJECTIONS (RED CARDS)

	TEAM	GP	EJECT
Clint Mathis	LA*	258	9
Pablo Mastroeni	COL*	316	8
Ivan McKinley	DC*	174	7
Mike Petke	NY*	307	7
11 players tied with 6			

OFFSIDES

	TEAM	GP	OFF
Jeff Cunningham	CLB*	365	40
Ante Razov	CHV*	262	33
Landon Donovan	LA*	255	32
Jason Kreis	RSL*	305	31
Taylor Twellman	NE	174	28
Edson Buddle	LA*	231	26
Jaime Moreno	DC*	340	26
Dwayne De Rosario	DC*	274	25
Carlos Ruiz	PHI*	169	24
Josh Wolff	DC*	258	22

GAME-WINNING GOALS

	TEAM	GP	GWG
Jeff Cunningham	CLB*	365	40
Ante Razov	CHV*	262	33
Landon Donovan	LA*	255	32
Jason Kreis	RSL*	305	31
Taylor Twellman	NE	174	28
Edson Buddle	LA*	231	26
Jaime Moreno	DC*	340	26
Dwayne De Rosario	DC*	274	25
Carlos Ruiz	PHI*	169	24
Josh Wolff	DC*	258	22

GAME-WINNING ASSISTS

	TEAM	GP	GWA
Steve Ralston	NE*	378	41
Carlos Valderrama	COL*	175	33
Cobi Jones	LA	306	30
Preki	KC*	242	29
Mauricio Cienfuegos	LA	206	28
Brad Davis	HOU*	256	26
Landon Donovan	LA*	255	26
Jaime Moreno	DC*	340	26
Marco Etcheverry	DC	191	25
Mark Chung	SJ*	284	23

HAT TRICKS

	TEAM	GP	HATS
Stern John	CLB	55	5
Diego Serna	COL*	124	5
Edson Buddle	LA*	231	4
Mamadou Diallo	NY*	74	4
Cobi Jones	LA	306	4
Conor Casey	COL*	103	3
Dwayne De Rosario	DC*	274	3
Landon Donovan	LA*	255	3
Amado Guevara	TOR*	153	3
Eduardo Hurtado	NE*	108	3
Taylor Twellman	NE	174	3

MULTI-GOAL GAMES

	TEAM	GP	GAMES
Landon Donovan	LA*	255	26
Jeff Cunningham	CLB*	365	22
Ante Razov	CHV*	262	22
Jaime Moreno	DC*	340	17
Carlos Ruiz	PHI*	169	17
Edson Buddle	LA*	231	16
Taylor Twellman	NE	174	16
Juan Pablo Angel	CHV*	133	14
Dwayne De Rosario	DC*	274	13
Raul Diaz Arce	COL*	150	13

PENALTY-KICK GOALS

	TEAM	GP	PKG
Jaime Moreno	DC*	340	44
Landon Donovan	LA*	255	26
Preki	KC*	242	23
Jeff Cunningham	CLB*	365	20
Carlos Ruiz	PHI*	169	16
Amado Guevara	TOR*	153	15
Guillermo Barros Schelotto	CLB	102	13
Dwayne De Rosario	DC*	274	13
Raul Diaz Arce	COL*	150	13
Brian McBride	CHI*	220	13
Ante Razov	CHV*	262	13

MLS INDIVIDUAL ALL-TIME LEADERS (1996-2011)



GAMES PLAYED IN GOAL

	TEAM	GP
Kevin Hartman	DAL*	386
Joe Cannon	VAN*	306
Nick Rimando	RSL*	288
Zach Thornton	CHV*	282
Matt Reis	NE*	254
Tony Meola	NY*	250
Scott Garlick	RSL*	237
Pat Onstad	DC*	223
Jon Busch	SJ*	198
William Hesmer	CLB*	133

GAMES STARTED IN GOAL

	TEAM	GS
Kevin Hartman	DAL*	381
Joe Cannon	VAN*	305
Nick Rimando	RSL*	288
Zach Thornton	CHV*	276
Tony Meola	NY*	250
Matt Reis	NE*	249
Scott Garlick	RSL*	234
Pat Onstad	DC*	223
Jon Busch	SJ*	197
William Hesmer	CLB*	133

MINUTES PLAYED IN GOAL

	TEAM	MIN
Kevin Hartman	DAL*	34560
Joe Cannon	VAN*	27555
Nick Rimando	RSL*	26073
Zach Thornton	CHV*	24935
Tony Meola	NY*	22556
Matt Reis	NE*	22511
Scott Garlick	RSL*	21171
Pat Onstad	DC*	20076
Jon Busch	SJ*	17780
William Hesmer	CLB*	11965

WINS

	TEAM	GP	WON
Kevin Hartman	DAL*	386	171
Zach Thornton	CHV*	282	131
Nick Rimando	RSL*	288	121
Joe Cannon	VAN*	306	108
Scott Garlick	RSL*	237	107
Tony Meola	NY*	250	97
Matt Reis	NE*	254	97
Pat Onstad	DC*	223	93
Jon Busch	SJ*	198	74
Mark Dougherty	CLB*	122	65

LOSSES

	TEAM	GP	LOST
Kevin Hartman	DAL*	386	132
Joe Cannon	VAN*	306	127
Tony Meola	NY*	250	109
Nick Rimando	RSL*	288	100
Zach Thornton	CHV*	282	97
Scott Garlick	RSL*	237	93
Matt Reis	NE*	254	84
Mike Ammann	DC*	125	67
Jon Busch	SJ*	198	61
Pat Onstad	DC*	223	59

SAVES

	TEAM	GP	SVS
Kevin Hartman	DAL*	386	1376
Joe Cannon	VAN*	306	1227
Tony Meola	NY*	250	1136
Nick Rimando	RSL*	288	1061
Scott Garlick	RSL*	237	1021
Matt Reis	NE*	254	993
Zach Thornton	CHV*	282	987
Jon Busch	SJ*	198	802
Pat Onstad	DC*	223	698
Mark Dougherty	CLB*	122	505

SHUTOUTS

	TEAM	GP	SHO
Kevin Hartman	DAL*	386	106
Nick Rimando	RSL*	288	87
Joe Cannon	VAN*	306	77
Zach Thornton	CHV*	282	76
Pat Onstad	DC*	223	64
Matt Reis	NE*	254	64
Tony Meola	NY*	250	62
Jon Busch	SJ*	198	60
Scott Garlick	RSL*	237	48
William Hesmer	CLB*	133	42

*Played for more than one team; most recent team listed.





STRUCTURE: The 19 MLS teams are divided into two conferences:

Eastern Conference – Chicago Fire, Columbus Crew, D.C. United, Houston Dynamo, Sporting Kansas City, Montreal Impact, New England Revolution, New York Red Bulls, Philadelphia Union, Toronto FC.

Western Conference – Chivas USA, Colorado Rapids, FC Dallas, LA Galaxy, Portland Timbers, Real Salt Lake, San Jose Earthquakes, Seattle Sounders FC, Vancouver Whitecaps FC.

SCHEDULE: Each team plays a 34-game regular season schedule; 17 home games, 17 away games.

Western Conference – 24 in-conference + 10 out-of-conference games:

- Western Conference teams will play each West opponent three times (24 games):
 - West teams will play four conference opponents twice at home and once away
 - They will play the other four conference opponents once at home and twice away.
 - The home and away games will be reversed in 2013.
- Western Conference teams will play each East opponent once each (10 games):
 - Five of these will be at home and five will be away.
 - The East opponents each team faces at home and away will be reversed in 2013.

Eastern Conference – 25 in-conference + 9 out-of-conference games:

- Eastern Conference teams will play 25 games against other East teams:
 - East teams will play seven conference opponents three times each (21 games) and
 - Two conference opponents twice each (four games).
- Eastern Conference teams will play each West opponent once each (9 games):
 - Some will play four at home and five away while others will play five at home and four away.

The West opponents each team faces at home and away will be reversed in 2013.

POINT SYSTEM: Teams will receive three points for a win, one point for a tie and zero points for a loss.

REFEREES: All referees in MLS are either USSF (United States Soccer Federation) or CSA (Canadian Soccer Association) National Referees. All MLS games played in the US will be assigned by USSF and all games played in Canada will be assigned by CSA.

GAME CLOCK: The official game time for all Major League Soccer games will be managed on the field by the referee. If necessary, the referee may also allot extra time (a.k.a. “stoppage time”) at the end of each period (first half, second half, and if applicable, first overtime period and second overtime period during playoff matches) to allow for injuries, time-wasting or other disturbances.

The stadium clock will display the time from 0:00 to 45:00 and from 45:00 to 90:00 (plus stoppage time where applicable in each half). For statistical purposes, the minutes for goals, substitutions, yellow cards, etc., will be listed from the first minute until the 90th minute. A goal scored at 15 minutes 10 seconds will be listed as having been scored in the 16th minute. Events occurring during stoppage time will follow the international norm by being demarcated with a “+” sign and the extra minutes. For example, a goal scored three minutes into first half stoppage time will be officially identified as happening at “48+”.

GAME DAY ROSTERS: Each team can nominate 18 players for a game day roster. Teams are allowed three substitutions per game.

CAUTIONS AND SUSPENSIONS: A player will be suspended for one game upon receiving his fifth yellow card – regardless of the nature of the infraction that resulted in his being awarded a yellow card. A second suspension of one game would result after the awarding of an additional three cards, as would a third suspension after the awarding of card number eleven. With the “Good Behavior” incentive, it is possible for a player to have a caution expunged. If a player goes three games without receiving a yellow card, after an initial warning, the player will have one yellow card expunged. A player may take advantage of the “Good Behavior” incentive only once throughout the season.



MLS CUP PLAYOFFS: FORMAT

WHO QUALIFIES: Ten teams, the top five in points from each conference at the end of the regular season, qualify for the 2012 MLS Cup Playoffs.

The fourth and fifth place teams in each conference will play a single knockout game, the winner of which will advance to the Conference Semifinals and face the first place team in the conference.

The four Conference Semifinals will be decided by two-game aggregate series, with the lower seed hosting the first leg and the higher seed hosting the second leg. If the aggregate score is tied after 180 minutes of play, two 15-minute extra time periods will be played in their entirety, followed by penalty kicks, if necessary.

The two Conference Championships will be decided by a two-game aggregate series, with the lower seed hosting the first leg and the higher seed hosting the second leg. If the aggregate score is tied after 180 minutes of play, two 15-minute extra time periods will be played in their entirety, followed by penalty kicks, if necessary.

MLS Cup will be a single championship match hosted by the higher seed. If the score is tied after 90 minutes of play, two 15-minute extra time periods will be played in their entirety, followed by penalty kicks, if necessary.

TEAM-STANDINGS TIE-BREAKING PROCEDURES

The team awarded the highest position in the MLS standings will be the team with the greatest number of points (three points for a win, one point for a tie, zero points for a loss). In the event that two teams finish the regular season with an equal number of points, the following system will be used to break the tie:

- 1) The highest position shall be awarded to the team with the better win/loss record in current regular season games against all other teams equal in points. (head-to-head competition)
- 2) If the teams are still equal in the standings, the highest position shall be awarded to the team with the greater goal difference against all other teams during the regular season. (goal differential)
- 3) If the teams are still equal in the standings, the highest position shall be awarded to the team scoring the greatest number of total goals against all other teams during the regular season. (total goals)

4) If the teams are still equal in the standings, the procedures described in this section shall be applied only to games played on the road by each team against all other teams during the regular season. (road 1-3)

5) If the teams are still equal in the standings, the procedures described in this section shall be applied only to games played at home by each team against all other teams during the regular season. (home 1-3)

6) If the teams are still equal in the standings, the highest position shall be awarded to the team with the fewest team disciplinary points in the League Fair Play table during the regular season.

7) If the teams are still equal in the standings, the highest position in the standings shall be determined by the toss of a coin.

8) The first tiebreaker in a three-way tie is also head-to-head, but it is determined via points-per-game versus the other two teams. If two teams are tied in points-per-game head-to-head, the next tie breaker is goal difference.

NOTE: If two teams remain tied after another teams with the same number of points advances during any step, the tie breaker reverts to step 1 of the two-team format.



2012 MLS PLAYER RULES AND REGULATIONS

I. MLS ROSTER COMPOSITION

A Major League Soccer club's first team roster is comprised of up to 30 players. All 30 players are eligible for selection to each 18-player game-day squad during the regular season and playoffs.

Salary & Budget:

• Players occupying roster spots 1-20 count against the club's 2012 salary budget of \$2,810,000, and are referred to collectively as the club's Salary Budget Players.

– Roster spots 19 and 20 are not required to be filled, and teams may spread their salary budget across only 18 Salary Budget Players. A minimum salary budget charge will be imputed against a team's salary budget for each unfilled senior roster slot below 18.

– The maximum budget charge for a single player is \$350,000.*

– A Designated Player over the age of 23 counts as \$350,000 against the club's salary budget, unless the player joins his club in the middle of the season, in which case his budget charge will be \$175,000.

– A Designated Player 20 years old or younger** (referred to as Young Designated Players or Young DPs) to counts as \$150,000 against the club's salary budget

– A Designated Player 21-23 years old** counts as \$200,000 against the club's salary budget.

– The budget charge for the midseason signing of a Young DP is \$150,000 and this amount cannot be lowered with allocation funds.

– Clubs will not have to buy the third DP roster slot to accommodate a Young Designated Player whereas clubs are normally required to buy that slot for a one-time fee of \$250,000.

– Clubs are responsible for all amounts above the budget charge for all Designated Players.

* See section entitled Allocation Money below, under Player Acquisition Mechanisms, for details on buying down a player's budget charge.

** Age of player is determined by year (not date) of birth.

• Players occupying roster spots 21-30 do not count against the club's salary budget, and are referred to collectively as the club's Off-Budget Players (maximum of 10 per team).

– All Generation adidas players are Off-Budget players.

– Players occupying roster spots 1-24 will earn at least \$44,000 in 2012.

– Players occupying roster spots 25-30 will earn at least \$33,750 in 2012.

– Clubs may elect to leave up to two of these roster spots (25-30) vacant and use \$35,000 for each empty spot as allocation money.

– Clubs may sign up to two Homegrown Players contracts above the minimum salary and similar to Generation adidas player contract amounts.

Age Designations:

• Any player making \$33,750 must be under the age 25 (does not turn 25 or older in 2012).

Domestic/International:

• In 2012, a total of 152 international slots are divided among

the 19 clubs. Each club began with eight international slots, which are tradable. There is no limit on the number of international slots on each club's roster.

– The remaining roster slots must belong to domestic players. For clubs based in the United States, a domestic player is either a U.S. citizen, a permanent resident (green card holder) or the holder of other special status (e.g., refugee or asylum status).

• The three MLS clubs based in Canada – Montreal Impact, Toronto FC and Vancouver Whitecaps FC – began with eight international slots, but their domestic slots may be filled with either Canadian or U.S. domestic players.

– MLS clubs based in Canada are required to have a minimum of three Canadian domestic players on their rosters.

– Players with the legal right to work in Canada are considered Canadian domestic players (i.e., Canadian citizen, permanent resident, part of a protected class).

NOTE: The terms Homegrown and Generation adidas are used to describe mechanisms by which players are acquired. They are not roster designations. All players' roster slots are determined by their compensation and/or age as outlined above.

II. PLAYER ACQUISITION MECHANISMS

MLS teams may acquire players and add them to their rosters via the following mechanisms:

(A) ALLOCATION RANKING

The allocation ranking is the mechanism used to determine which MLS club has first priority to acquire a U.S. National Team player who signs with MLS after playing abroad, or a former MLS player who returns to the League after having gone to a club abroad for a transfer fee. The allocation rankings may also be used in the event two or more clubs file a request for the same player on the same day when the discovery period opens in December. The allocations will be ranked in reverse order of finish for the 2011 season, taking playoff performance into account.

Once the club uses its allocation ranking to acquire a player, it drops to the bottom of the list. A ranking can be traded, provided that part of the compensation received in return is the other club's ranking. At all times, each club is assigned one ranking. The rankings reset at the end of each MLS League season.

Allocation Money

Allocation money is a resource available to clubs in addition to their respective salary budgets.

A club may receive allocation money for:

- (1) failure to qualify for the MLS Cup Playoffs;
- (2) the transfer of a player to a club outside of MLS for value;
- (3) expansion status;
- (4) qualification for the CONCACAF Champions League;
- (5) trading in up to two Off-Budget roster spots;
- (6) funds from purchased third designated player roster spots.

Each year the MLS Competition Committee determines the allocation amount to be made available to each club. Allocation money can be traded by clubs. Allocation money does not count against a club's salary budget and can be used:

• To sign players new to MLS (that is, a player who did not play in MLS during the previous season).

• To re-sign an existing MLS player, subject to League approval.

• To "buy-down" a player's salary budget charge below the League maximum of \$350,000.

• In connection with the exercise of an option to purchase a player's rights or the extension of a player's contract for the second year provided the player was new to MLS in the immediately prior year.

NOTE: To protect the interests of MLS and its clubs during discussions with prospective players or clubs in other leagues, amounts of allocation money held by each club will not be shared publicly.

(B) DESIGNATED PLAYER

The Designated Player Rule allows clubs to acquire up to three players whose salaries exceed their budget charges, with the club bearing financial responsibility for the amount of compensation above each player's budget charge. Designated Player slots may be used to acquire players new to MLS or to retain current MLS players, subject to League approval.

In 2012, a Designated Player over the age of 23** will carry a salary budget charge of \$350,000, unless the player joins his club in the middle of the season, in which case his budget charge will be \$175,000.

A Designated Player 20 years old or younger** counts as \$150,000 against the club's salary budget and a Designated Player 21-23 years old counts as \$200,000 against the club's salary budget.

Clubs have the option of "buying down" the budget charge of a Designated Player with allocation money. The reduced charge may not be less than \$150,000.

The budget charge for the midseason signing of a young Designated Player (23 years old and younger) is \$150,000 and this amount cannot be lowered with allocation funds.

Each club has two Designated Player slots and clubs are allowed to "purchase" a third Designated Player slot for a one-time fee of \$250,000 that will be dispersed in the form of allocation money to all clubs that do not have three Designated Players. Clubs will not have to buy the third DP roster slot to accommodate Designated Players 23 years old and younger.

Designated Player slots are not tradable.

** Age of player is determined by year (not date) of birth.

(C) SUPERDRAFT

The 2012 MLS SuperDraft, held Jan. 12 in Kansas City, Mo., consisted of two rounds of 19 picks for a total of 38 player selections. A supplemental draft was held Jan. 17 via teleconference and consisted of four rounds of 19 picks.

The majority of draft prospects are NCAA college seniors who have exhausted their college eligibility. Generation adidas players and non-collegiate international players are also eligible for selection in the SuperDraft and supplemental draft. Clubs may nominate players for the League's draft-eligible list, and only players from that list may be selected.

Generation adidas is a joint program between MLS and adidas that is dedicated to developing exceptional domestic talent in a professional environment. Each year, a handful of top domestic underclassmen and youth national team players are signed to the league and placed in the SuperDraft through this program. Generation adidas players also receive

an educational stipend.

Draft Order: The Montreal Impact held the first overall selection in the 2012 MLS SuperDraft as expansion clubs are always given the top spot in the SuperDraft and the Supplemental Draft. The next eight selections went to clubs that did not qualify for the 2011 MLS Cup Playoffs beginning with the club with fewest regular season points (3 points per win, one point per tie). The remaining ten positions were ranked by fewest regular season points among the teams that were eliminated in the same round of the MLS Cup Playoffs.

Unless claimed on waivers, a player who was drafted by a particular team through the SuperDraft or supplemental draft and did not sign with the League, is placed on that team's "College Protected List" until the second December 31 following the draft in question, after which the team loses the rights to the player.

(D) TRADES

Players, SuperDraft and Supplemental draft picks, allocation money, allocation rankings, and international player slots may all be exchanged in trades approved by the MLS League Office, provided all of the necessary rules regarding roster and salary budget compliance are met and the trade is completed during a valid trading period. No trades may occur after the Roster Freeze Deadline of September 15, 2012 at 5 p.m. ET.

(E) DISCOVERY SIGNINGS

Clubs may make discovery claims on players not yet under MLS contract who are not subject to the allocation ranking or lottery mechanisms.

Each club has the opportunity to make six discovery signings per season (expansion teams may make 10 discovery signings in their inaugural season). A club may have up to 10 discovery claims on unsigned players at any time and may remove or add players at any time. The last day for discovery player signings is September 15, 2012 – coinciding with the roster freeze date and trade deadline.

The six discovery signings can be used to fill senior roster spots only. If multiple clubs claim the same player using a discovery, the club that filed the claim first will have first rights to the player. Discovery claims expire following each season. If the League and player are unable to reach an agreement during the season, the club that first filed the discovery retains the right of first refusal in the event the player is later signed by the League.

NOTE: To protect interests of MLS clubs in scouting and negotiations with prospective players, the League office will not publicize the names of players on club discovery lists, nor specify if a discovery claim has been filed on a particular player.

(F) HOMEGROWN PLAYER SIGNINGS

A club may sign a player to his first professional contract without subjecting him to the MLS SuperDraft if the player has trained for at least one year in the club's youth development program and has met the League's Homegrown Player criteria. Players joining MLS through this mechanism are known as Homegrown Players.

There is no limit to the number of Homegrown Players a club may sign in a given year.

(G) RE-ENTRY PROCESS

The 2012 Re-Entry Process will commence after MLS Cup. The priority order for the Re-Entry Draft is reverse order of finish in 2012, taking into account playoff performance.





Available to all teams in Stage 1 of the Re-Entry draft will be:

1. Players who are at least 23 years old and have a minimum of three years experience in MLS whose options were not exercised by their clubs (available at option salary for 2013).
2. Players who are at least 25 years old with a minimum of four years of MLS experience who are out of contract and whose club does not wish to re-sign them at their previous salary (available for at least their 2012 salary).
3. Players who are at least 30 years old with a minimum of eight years of MLS experience who are out of contract and whose club does not wish to re-sign them (available for at least 105% of their 2012 salary).

Players who are not selected in Stage 1 of the Re-Entry Draft will be made available in Stage 2. Clubs selecting players in Stage 2 will negotiate a new salary with the player.

Players who remain unselected after Stage 2 will be available to any MLS club on a first come, first serve basis.

(H) WAIVERS

A team may place a player on waivers at any time during the regular season at which point he is made available to all other teams. The waiver claiming period shall commence on the first business day after the League delivers notice to teams and shall expire at 5 p.m. EST on the second business day after the Waiver Period Commencement Date. The claiming period is 48 hours.

The Waiver Draft order is determined via points per game once all teams have played at least three MLS League games. If the waiver takes place prior to all teams playing in at least three League games, priority shall be granted based upon the prior year's performance, taking playoff performance first, with teams eliminated from playoff contention at the same stage separated according to their point totals through the end of the regular season. New expansion teams shall be at the bottom of the waiver order.

Once a team selects a player off waivers, that club is automatically moved to the bottom of the priority list for subsequent waiver selections in a given season, regardless of its points-per-game total. Players who may be placed on the MLS waiver wire are as follows:

- (i) A player waived by an MLS team in the current season;
- (ii) A player who completed his college eligibility within the past season, who was not made available in the SuperDraft or Supplemental Draft;
- (iii) A player who has remaining college eligibility (and was not made available in the SuperDraft or Supplemental Draft), but the League at its discretion and after taking into account exceptional circumstances determines the player may be offered an MLS contract;
- (iv) A player who has played in MLS previously where his last MLS team does not wish to exercise their right of first refusal, except in the case of returning U.S. National Team players as stated above.
- (v) A player who was drafted in the SuperDraft or supplemental draft, and who after a trial with the club is not offered a contract by the first Monday of June.

(I) LOTTERY

Some players shall be assigned to MLS teams via the weighted Lottery process. Any team assigned a player through the lottery in any particular season shall not be assigned another lottery player that season unless and until all teams have received a lottery player or have agreed to waive their option to participate in a Lottery. The players made available through lotteries include:

- (i) Generation adidas players signed after the MLS SuperDraft;
- (ii) Draft eligible players to whom an MLS contract was offered but who failed to sign with the League prior to the Draft.

The weighted lottery takes into consideration each team's performance over its last 34 regular season games and the most recent postseason. The team with the worst record over its last 34 regular season games (dating back to previous season if necessary and taking playoff performance into account) will have the greatest probability of winning the lottery. Teams are not required to participate in a lottery. Players are assigned via the lottery system in order to prevent a player from potentially influencing his destination club with a strategic holdout.

(J) EXTREME HARDSHIP CALL-UPS

Teams may add players to their roster in cases of "extreme hardship" as follows: (1) a club with three goalkeepers on its 30-man roster, but has less than two available goalkeepers or (2) a team has less than 15 available players. Extreme hardship call-ups are made on a game-by-game basis.

(K) SEASON-ENDING INJURY REPLACEMENTS (Season Ending Injury List)

A team with a player lost to a season-ending injury can place the player on the Season Ending Injury List and replace that player on its roster, while remaining responsible for the full amount of the injured player's salary. A player can be placed on the season-ending injury list once another player has been signed as a replacement (provided the team has budget space). International player limits still apply at the time a season-ending replacement is made (with the player being replaced not counting against those limits).

(L) SHORT-TERM INJURY REPLACEMENTS (Disabled List)

A player who has a short-term injury can be placed on the Disabled List once another player has been signed as a replacement (provided the team has budget space). The team will remain responsible for the full amount of the injured player's salary on the salary budget. Note: the injured player will have to sit out a minimum of six MLS League matches before he can rejoin the team's roster.

International player limits still apply at the time a short-term replacement is made (with the player being replaced not counting against those limits).

NOTE: No changes may be made to a team's active full roster during the period beginning on September 16, 2012 (day after Roster Freeze Date) through the day after MLS Cup. Nevertheless, a team may obtain players in accordance with the extreme hardship rules and procedures to replace players who are injured or otherwise legitimately unavailable after the Roster Freeze Date. Any other replacements after the Roster Freeze Date may only be made in exceptional circumstances in the League's sole and absolute discretion.



(III.) METHODS OF RELEASING PLAYERS

(A) WAIVERS

Teams may waive players based on performance at any time during the MLS season. Players with guaranteed contracts will continue to have their salary budget charge applied to the team salary budget, subject to any settlement. Players on semi-guaranteed contracts can be waived prior to July 1 of any year and free up the corresponding budget space. If a player on a semi-guaranteed contract is waived after July 1, his salary budget charge will count against the team's salary budget and the team waiving the player will not receive a replacement except under the normal player acquisition mechanisms. Any settlement amount will be charged to the team's salary budget.

(B) TRANSFERS AND LOANS

An MLS player may be transferred or loaned at any time to a team outside the League (subject to that team's Federation's transfer window), subject to the consent of the player.

The registration windows – the dates between which MLS may request the transfer certificate of a player under contract in another country – are as follows:

January 21 – April 15 (Primary Window)
June 27 – July 27 (Secondary Window)

(C) CONTRACT EXPIRATION

When a player's contract expires, the player does not count against the roster or budget of the team in question. Subject to the Re-Entry Draft rules, a team retains the rights to the player indefinitely following the expiration of a contract only if attempts were made to re-sign the player.

(D) BUYOUT OF GUARANTEED CONTRACT

Teams may have the ability to buyout one guaranteed player as follows:

- A Team may buy out one (1) guaranteed player (including a DP's) contract during the off-season and free up the corresponding budget space. Such a buyout is at the particular MLS Team's own expense.
- A Team may not free up budget space with a buyout of a player's salary budget charge during the season. Such a buyout will be conducted by the League and count on a Club's budget in a manner consistent with current MLS guidelines.

(IV.) RIGHT OF FIRST REFUSAL

Right of first refusal grants one MLS club the first opportunity to add a player to its roster in the event that the player signs with MLS. Holding a right of first refusal applies only within MLS and does not indicate holding of the player's International Transfer Certificate.

OUT OF CONTRACT PLAYERS / OPTIONS NOT PICKED UP: Subject to the Re-Entry Draft rules, a team retains the right of first refusal to the player indefinitely only if attempts were made to re-sign the player.

DRAFTED BUT NOT SIGNED: A player who was drafted by a particular team through the SuperDraft or supplemental draft and did not sign, or who as of the first Monday in June is not offered a contract after a trial and clears waivers, is placed on that team's "College Protected List" until the second December 31 immediately following the draft in question, after which the team loses the rights to sign the player.

PLAYER TRANSFERRED OUTSIDE MLS: If a team receives allocation money as a result of a player's transfer, the team does not retain a right of first refusal.



2012 MLS REGULAR SEASON SCHEDULE



2012 MLS REGULAR SEASON SCHEDULE

All Times Eastern (Subject to change)

SATURDAY, MARCH 10

Vancouver Whitecaps FC vs. Montreal Impact, 6 p.m. (TSN/RDS)
Colorado Rapids vs. Columbus Crew, 6 p.m.
D.C. United vs. Sporting Kansas City, 7:30 p.m.
San Jose Earthquakes vs. New England, 10:30 p.m.
LA Galaxy vs. Real Salt Lake, 10:30 p.m.

SUNDAY, MARCH 11

FC Dallas vs. New York Red Bulls, 3 p.m. (NBC SN)
Chivas USA vs. Houston Dynamo, 7 p.m. (Galavision)

MONDAY, MARCH 12

Portland Timbers vs. Philadelphia Union, 9:30 p.m. (ESPN2/Deportes)

SATURDAY, MARCH 17

Montreal Impact vs. Chicago Fire, 2 p.m. (TSN/RDS)
San Jose Earthquakes vs. Houston Dynamo, 5 p.m.
FC Dallas vs. Portland Timbers, 8:30 p.m.
Sporting Kansas City vs. New England, 8:30 p.m.
Real Salt Lake vs. New York Red Bulls, 9 p.m.
Seattle Sounders FC vs. Toronto FC, 10 p.m.
Chivas USA vs. Vancouver Whitecaps FC, 10:30 p.m.

SUNDAY, MARCH 18

Philadelphia Union vs. Colorado Rapids, 4 p.m. (NBC SN)
LA Galaxy vs. D.C. United, 7 p.m. (Galavision)

FRIDAY, MARCH 23

Seattle Sounders FC vs. Houston Dynamo, 10 p.m. (NBC SN)

SATURDAY, MARCH 24

Toronto FC vs. San Jose Earthquakes, 1 p.m. (TSN/RDS)
New England vs. Portland Timbers, 4 p.m.
Columbus Crew vs. Montreal Impact, 4 p.m.
Chicago Fire vs. Philadelphia Union, 8:30 p.m.
Real Salt Lake vs. Chivas USA, 9 p.m.
Vancouver Whitecaps FC vs. D.C. United, 10 p.m.

SUNDAY, MARCH 25

New York Red Bulls vs. Colorado Rapids, 4 p.m. (ESPN/Deportes)
Sporting Kansas City vs. FC Dallas, 7 p.m. (Galavision)

FRIDAY, MARCH 30

D.C. United vs. FC Dallas, 7:30 p.m. (NBC SN)

SATURDAY, MARCH 31

Toronto FC vs. Columbus Crew, 2 p.m. (TSN/RDS)
New York Red Bulls vs. Montreal Impact, 4 p.m. (TSN/RDS)
Philadelphia Union vs. Vancouver Whitecaps FC, 4 p.m.
Portland Timbers vs. Real Salt Lake, 10 p.m.
Seattle Sounders FC vs. San Jose Earthquakes, 10 p.m.
Chivas USA vs. Sporting Kansas City, 10 p.m.
LA Galaxy vs. New England, 11 p.m. (NBC SN)

SUNDAY, APRIL 1

Colorado Rapids vs. Chicago Fire, 7 p.m. (Galavision)

WEDNESDAY, APRIL 4

Real Salt Lake vs. Montreal Impact, 9 p.m.

THURSDAY, APRIL 5

FC Dallas vs. New England, 8:30 p.m.

SATURDAY, APRIL 7

Montreal Impact vs. Toronto FC, 1 p.m. (TSN/RDS)
Columbus Crew vs. New York Red Bulls, 3 p.m. (Galavision)
Sporting Kansas City vs. LA Galaxy, 4 p.m. (ESPN/Deportes)
D.C. United vs. Seattle Sounders FC, 7:30 p.m.

Real Salt Lake vs. Colorado Rapids, 9 p.m.
Portland Timbers vs. Chivas USA, 10:30 p.m.
San Jose Earthquakes vs. Vancouver Whitecaps FC, 10:30 p.m.

SATURDAY, APRIL 14

Philadelphia Union vs. Columbus Crew, 3:30 p.m. (NBC SN)
New England vs. D.C. United, 4 p.m.
Seattle Sounders FC vs. Colorado Rapids, 4 p.m.
Toronto FC vs. Chivas USA, 4:30 p.m.
New York Red Bulls vs. San Jose Earthquakes, 7 p.m.
FC Dallas vs. Montreal Impact, 8:30 p.m.
Sporting Kansas City vs. Real Salt Lake, 8:30 p.m.
LA Galaxy vs. Portland Timbers, 10:30 p.m.

SUNDAY, APRIL 15

Chicago Fire vs. Houston Dynamo, 7 p.m. (Galavision)

WEDNESDAY, APRIL 18

D.C. United vs. Montreal Impact, 7:30 p.m.
Vancouver Whitecaps FC vs. Sporting Kansas City, 10 p.m.

SATURDAY, APRIL 21

Toronto FC vs. Chicago Fire, 3:30 p.m. (NBC SN)
Columbus Crew vs. Houston Dynamo, 7:30 p.m.
Colorado Rapids vs. LA Galaxy, 9 p.m.
Vancouver Whitecaps FC vs. FC Dallas, 10 p.m.
Portland Timbers vs. Sporting Kansas City, 10:30 p.m.
San Jose Earthquakes vs. Real Salt Lake, 10:30 p.m.
Chivas USA vs. Philadelphia Union, 10:30 p.m.

SUNDAY, APRIL 22

D.C. United vs. New York Red Bulls, 6 p.m. (ESPN2/Deportes)

WEDNESDAY, APRIL 25

FC Dallas vs. Real Salt Lake, 8:30 p.m.

SATURDAY, APRIL 28

Montreal Impact vs. Portland Timbers, 2 p.m.
New York Red Bulls vs. New England, 3:30 p.m. (NBC SN)
Philadelphia Union vs. San Jose Earthquakes, 7 p.m.
D.C. United vs. Houston Dynamo, 7:30 p.m.
Columbus Crew vs. Vancouver Whitecaps FC, 7:30 p.m.
Chicago Fire vs. Seattle Sounders FC, 8:30 p.m.
Real Salt Lake vs. Toronto FC, 9 p.m.
Colorado Rapids vs. Chivas USA, 9 p.m.
LA Galaxy vs. FC Dallas, 10:30 p.m.

WEDNESDAY, MAY 2

New England vs. Colorado Rapids, 8 p.m.
Seattle Sounders FC vs. LA Galaxy, 10 p.m.
San Jose Earthquakes vs. D.C. United, 10:30 p.m.

FRIDAY, MAY 4

Chivas USA vs. Chicago Fire, 11 p.m. (ESPN Deportes)

SATURDAY, MAY 5

Seattle Sounders FC vs. Philadelphia Union, 4 p.m. (NBC SN)
Toronto FC vs. D.C. United, 4:30 p.m.
Vancouver Whitecaps FC vs. San Jose Earthquakes, 7 p.m.
Real Salt Lake vs. New England, 8 p.m.
LA Galaxy vs. New York Red Bulls, 8 p.m. (ESPN/Deportes)
Sporting Kansas City vs. Montreal Impact, 8:30 p.m.
Portland Timbers vs. Columbus Crew, 10:30 p.m.

SUNDAY, MAY 6

FC Dallas vs. Colorado Rapids, 7 p.m. (Galavision)

WEDNESDAY, MAY 9

New York Red Bulls vs. Houston Dynamo, 7 p.m.
FC Dallas vs. Seattle Sounders FC, 8:30 p.m.
Chicago Fire vs. Real Salt Lake, 8:30 p.m.

SATURDAY, MAY 12

Montreal Impact vs. LA Galaxy, 4 p.m. (TSN/RDS)
Houston Dynamo vs. D.C. United, 4:30 p.m. (NBC SN)
New England vs. Vancouver Whitecaps FC, 7:30 p.m.
Columbus Crew vs. FC Dallas, 7:30 p.m.
Chicago Fire vs. Sporting Kansas City, 8:30 p.m.
Seattle Sounders FC vs. Real Salt Lake, 10 p.m.

SUNDAY, MAY 13

Philadelphia Union vs. New York Red Bulls, 1:30 p.m. (ESPN2/Deportes)
San Jose Earthquakes vs. Chivas USA, 7 p.m. (Galavision)

TUESDAY, MAY 15

Houston Dynamo vs. Portland Timbers, 8:30 p.m.

WEDNESDAY, MAY 16

D.C. United vs. Colorado Rapids, 7:30 p.m.

SATURDAY, MAY 19

Vancouver Whitecaps FC vs. Seattle Sounders FC, 5 p.m. (TSN/RDS2)
Montreal Impact vs. New York Red Bulls, 7:30 p.m.
New England vs. Houston Dynamo, 7:30 p.m.
D.C. United vs. Toronto FC, 7:30 p.m.
FC Dallas vs. Philadelphia Union, 8:30 p.m.
Colorado Rapids vs. Sporting Kansas City, 9 p.m.
Chivas USA vs. LA Galaxy, 10:30 p.m. (ESPN2/Deportes)
San Jose Earthquakes vs. Columbus Crew, 10:30 p.m.

SUNDAY, MAY 20

Portland Timbers vs. Chicago Fire, 7 p.m. (Galavision)

WEDNESDAY, MAY 23

New York Red Bulls vs. Chivas USA, 7 p.m. (Galavision)
Chicago Fire vs. FC Dallas, 8:30 p.m.
Seattle Sounders FC vs. Columbus Crew, 10 p.m.
LA Galaxy vs. San Jose Earthquakes, 10:30 p.m.

SATURDAY, MAY 26

Houston Dynamo vs. LA Galaxy, 2:30 p.m. (NBC SN)
Toronto FC vs. Philadelphia Union, 4:30 p.m.
Columbus Crew vs. Chicago Fire, 7 p.m. (Galavision)
D.C. United vs. New England, 7:30 p.m.
Real Salt Lake vs. FC Dallas, 9 p.m.
Colorado Rapids vs. Montreal Impact, 9 p.m.
Portland Timbers vs. Vancouver Whitecaps FC, 10 p.m. (TSN/RDS2)
Chivas USA vs. Seattle Sounders FC, 10:30 p.m.

SUNDAY, MAY 27

Sporting Kansas City vs. San Jose Earthquakes, 4:30 p.m. (NBC SN)

SATURDAY, JUNE 2

New England vs. Chicago Fire, tbd

SUNDAY, JUNE 10

Vancouver Whitecaps vs. Houston Dynamo, 7 p.m.

SATURDAY, JUNE 16

Houston Dynamo vs. FC Dallas, 5 p.m. (ESPN2/Deportes)
Vancouver Whitecaps FC vs. Colorado Rapids, 7 p.m.
Philadelphia Union vs. D.C. United, 7 p.m. (Galavision)
Montreal Impact vs. Seattle Sounders FC, 7:30 p.m. (TSN2/RDS)
New England vs. Columbus Crew, 7:30 p.m.
Sporting Kansas City vs. Toronto FC, 8:30 p.m.
Chivas USA vs. Real Salt Lake, 10:30 p.m.

SUNDAY, JUNE 17

Chicago Fire vs. New York Red Bulls, 5 p.m. (NBC SN)
LA Galaxy vs. Portland Timbers, 8 p.m.

WEDNESDAY, JUNE 20

Real Salt Lake vs. LA Galaxy, 9 p.m.
Houston Dynamo vs. Toronto FC, 9 p.m. (TSN/RDS2)
Colorado Rapids vs. San Jose Earthquakes, 9:30 p.m.
Seattle Sounders FC vs. Sporting Kansas City, 10 p.m.
Chivas USA vs. Montreal Impact, 10:30 p.m.
Vancouver Whitecaps FC vs. New York Red Bulls, 11 p.m. (TSN/RDS)

SATURDAY, JUNE 23

Toronto FC vs. New England, 4:30 p.m.
Philadelphia Union vs. Sporting Kansas City, 7 p.m.
Montreal Impact vs. Houston Dynamo, 7:30 p.m.
Chicago Fire vs. Columbus Crew, 8:30 p.m.
Real Salt Lake vs. San Jose Earthquakes, 9 p.m.
FC Dallas vs. Chivas USA, 9 p.m. (Galavision)
LA Galaxy vs. Vancouver Whitecaps FC, 10 p.m. (TSN/RDS)

SUNDAY, JUNE 24

Portland Timbers vs. Seattle Sounders FC, 5 p.m. (ESPN/Deportes)
New York Red Bulls vs. D.C. United, 7 p.m. (NBC SN)

WEDNESDAY, JUNE 27

Montreal Impact vs. Toronto FC, 7 p.m. (TSN/RDS)

FRIDAY, JUNE 29

Sporting Kansas City vs. Chicago Fire, 8 p.m. (NBC SN)

SATURDAY, JUNE 30

Toronto FC vs. New York Red Bulls, 7 p.m. (Galavision)
New England vs. Seattle Sounders FC, 7:30 p.m.
Columbus Crew vs. Real Salt Lake, 7:30 p.m.
D.C. United vs. Montreal Impact, 7:30 p.m.
Houston Dynamo vs. Philadelphia Union, 8:30 p.m.
Colorado Rapids vs. Portland Timbers, 9 p.m.
San Jose Earthquakes vs. LA Galaxy, 10 p.m. (ESPN2/Deportes)

TUESDAY, JULY 3

Houston Dynamo vs. Chicago Fire, 8:30 p.m.
Portland Timbers vs. San Jose Earthquakes, 10:30 p.m.

WEDNESDAY, JULY 4

Montreal Impact vs. Sporting Kansas City, 7:30 p.m. (TSN/RDS)
FC Dallas vs. Toronto FC, 9 p.m.
Colorado Rapids vs. Vancouver Whitecaps FC, 9:30 p.m.
Real Salt Lake vs. Seattle Sounders FC, 10 p.m.
LA Galaxy vs. Philadelphia Union, 10:30 p.m.

SATURDAY, JULY 7

Sporting Kansas City vs. Houston Dynamo, 8:30 p.m.
FC Dallas vs. San Jose Earthquakes, 9 p.m.
Real Salt Lake vs. Portland Timbers, 9 p.m.
Chivas USA vs. Vancouver Whitecaps FC, 10:30 p.m.
Seattle Sounders FC vs. Colorado Rapids, 11 p.m. (NBC SN)

SUNDAY, JULY 8

Chicago Fire vs. LA Galaxy, 3 p.m. (ESPN/Deportes)
Philadelphia Union vs. Toronto FC, 4 p.m.
New England vs. New York Red Bulls, 7 p.m. (Galavision)
Montreal Impact vs. Columbus Crew, 7:30 p.m.

WEDNESDAY, JULY 11

Toronto FC vs. Vancouver Whitecaps FC, 7 p.m. (TSN/RDS)





2012 MLS REGULAR SEASON SCHEDULE

SATURDAY, JULY 14

Philadelphia Union vs. Montreal Impact, 7 p.m.
Columbus Crew vs. Sporting Kansas City, 7:30 p.m.
New England vs. Toronto FC, 7:30 p.m.
Chicago Fire vs. Vancouver Whitecaps FC, 8:30 p.m.
Colorado Rapids vs. FC Dallas, 9 p.m.
San Jose Earthquakes vs. Real Salt Lake, 10:30 p.m.
Portland Timbers vs. LA Galaxy, 11 p.m. (NBC SN)

SUNDAY, JULY 15

New York Red Bulls vs. Seattle Sounders FC, 4 p.m. (ESPN/Deportes)
Houston Dynamo vs. D.C. United, 9 p.m. (Galavision)

WEDNESDAY, JULY 18

New York Red Bulls vs. Chicago Fire, 1 p.m.
Chivas USA vs. Portland Timbers, 4 p.m.
Toronto FC vs. Colorado Rapids, 7 p.m.
Montreal Impact vs. New England, 8 p.m. (TSN/RDS)
Houston Dynamo vs. Sporting Kansas City, 8:30 p.m.
San Jose Earthquakes vs. FC Dallas, 10:30 p.m.
Seattle Sounders FC vs. Real Salt Lake, 11 p.m. (NBC SN)
Vancouver Whitecaps FC vs. LA Galaxy, 11 p.m. (TSN/RDS)

SATURDAY, JULY 21

New York Red Bulls vs. Philadelphia Union, 2:30 p.m. (ESPN/Deportes)
Toronto FC vs. Chicago Fire, 4 p.m. (TSN/RDS)
Columbus Crew vs. D.C. United, 7:30 p.m.
Sporting Kansas City vs. New England, 8:30 p.m.
Houston Dynamo vs. Montreal Impact, 8:30 p.m.
FC Dallas vs. Portland Timbers, 9 p.m.
Real Salt Lake vs. Colorado Rapids, 10 p.m.
LA Galaxy vs. Chivas USA, 10 p.m. (Galavision)

SUNDAY, JULY 22

Vancouver Whitecaps FC vs. San Jose Earthquakes, 7 p.m.

WEDNESDAY, JULY 25

AT&T MLS All-Star, 8 p.m. (ESPN2/Galavision/TSN/RDS)

FRIDAY, JULY 27

Real Salt Lake vs. Vancouver Whitecaps FC, 9 p.m.

SATURDAY, JULY 28

Toronto FC vs. Houston Dynamo, 4:30 p.m.
Montreal Impact vs. New York Red Bulls, 7:30 p.m.
FC Dallas vs. LA Galaxy, 8 p.m. (NBC SN)
Sporting Kansas City vs. Columbus Crew, 8:30 p.m.
Colorado Rapids vs. Seattle Sounders FC, 9 p.m.
San Jose Earthquakes vs. Chicago Fire, 10:30 p.m.
Portland Timbers vs. Chivas USA, 11 p.m.

SUNDAY, JULY 29

Philadelphia Union vs. New England, 7 p.m. (NBC SN)

FRIDAY, AUGUST 3

Houston Dynamo vs. New York Red Bulls, 8 p.m. (NBC SN)

SATURDAY, AUGUST 4

Montreal Impact vs. Philadelphia Union, 7:30 p.m.
D.C. United vs. Columbus Crew, 7:30 p.m.
New England vs. Sporting Kansas City, 7:30 p.m.
Chicago Fire vs. Toronto FC, 8:30 p.m.
Colorado Rapids vs. Real Salt Lake, 9 p.m.

SUNDAY, AUGUST 5

Portland Timbers vs. FC Dallas, 7 p.m. (NBC SN)
Seattle Sounders FC vs. LA Galaxy, 10 p.m. (ESPN/Deportes)

FRIDAY, AUGUST 10

New York Red Bulls vs. Houston Dynamo, 8 p.m. (NBC SN)

SATURDAY, AUGUST 11

Vancouver Whitecaps FC vs. Real Salt Lake, 7 p.m.
Columbus Crew vs. Toronto FC, 7:30 p.m.
Sporting Kansas City vs. D.C. United, 8:30 p.m.
FC Dallas vs. Colorado Rapids, 9 p.m.
San Jose Earthquakes vs. Seattle Sounders FC, 10:30 p.m.

SUNDAY, AUGUST 12

New England vs. Montreal Impact, 7 p.m.
Philadelphia Union vs. Chicago Fire, 7 p.m. (Galavision)
Chivas USA vs. LA Galaxy, 11 p.m. (ESPN2/Deportes)

WEDNESDAY, AUGUST 15

Toronto FC vs. Portland Timbers, 7 p.m.
Columbus Crew vs. LA Galaxy, 7 p.m. (NBC SN)
Vancouver Whitecaps FC vs. FC Dallas, 10 p.m.

SATURDAY, AUGUST 18

Seattle Sounders FC vs. Vancouver Whitecaps FC, 4 p.m. (TSN2/RDS2)
Toronto FC vs. Sporting Kansas City, 4:30 p.m.
Montreal Impact vs. San Jose Earthquakes, 7:30 p.m.
Chicago Fire vs. New England, 8:30 p.m.
Real Salt Lake vs. FC Dallas, 9 p.m.
Colorado Rapids vs. Chivas USA, 9 p.m.

SUNDAY, AUGUST 19

D.C. United vs. Philadelphia Union, 5 p.m. (NBC SN)
New York Red Bulls vs. Portland Timbers, 7 p.m. (Galavision)
Houston Dynamo vs. Columbus Crew, 9 p.m.

WEDNESDAY, AUGUST 22

D.C. United vs. Chicago Fire, 7:30 p.m.

FRIDAY, AUGUST 24

Philadelphia Union vs. Real Salt Lake, 7:30 p.m. (NBC SN)

SATURDAY, AUGUST 25

Montreal Impact vs. D.C. United, 4 p.m. (TSN/RDS)
Columbus Crew vs. New England, 7:30 p.m.
Houston Dynamo vs. Toronto FC, 8:30 p.m.
Portland Timbers vs. Vancouver Whitecaps FC, 10:30 p.m.
Chivas USA vs. Seattle Sounders FC, 10:30 p.m.
San Jose Earthquakes vs. Colorado Rapids, 10:30 p.m.

SUNDAY, AUGUST 26

LA Galaxy vs. FC Dallas, 7 p.m. (NBC SN)
Sporting Kansas City vs. New York Red Bulls, 9 p.m. (ESPN2/Deportes)

WEDNESDAY, AUGUST 29

New England vs. Chivas USA, 8 p.m.
Philadelphia Union vs. Columbus Crew, 8 p.m.
D.C. United vs. New York Red Bulls, 8 p.m. (Galavision)

FRIDAY, AUGUST 31

Portland Timbers vs. Colorado Rapids, 10:30 p.m. (NBC SN)

SATURDAY, SEPTEMBER 1

Columbus Crew vs. Montreal Impact, 7:30 p.m.
New England vs. Philadelphia Union, 7:30 p.m.
Sporting Kansas City vs. Toronto FC, 8:30 p.m.
Real Salt Lake vs. D.C. United, 9 p.m.
LA Galaxy vs. Vancouver Whitecaps FC, 10 p.m. (TSN2/RDS2)

SUNDAY, SEPTEMBER 2

FC Dallas vs. Seattle Sounders FC, 7 p.m.
Chicago Fire vs. Houston Dynamo, 7 p.m. (Galavision)
San Jose Earthquakes vs. Chivas USA, 9 p.m. (NBC SN)

WEDNESDAY, SEPTEMBER 5

New England vs. Columbus Crew, 8 p.m.
Colorado Rapids vs. Portland Timbers, 9 p.m. (NBC SN)

THURSDAY, SEPTEMBER 6

Houston Dynamo vs. Real Salt Lake, 8:30 p.m.

SATURDAY, SEPTEMBER 8

Seattle Sounders FC vs. Chivas USA, tbd

FRIDAY, SEPTEMBER 14

Sporting Kansas City vs. Houston Dynamo, 8:30 p.m. (NBC SN)

SATURDAY, SEPTEMBER 15

Toronto FC vs. Philadelphia Union, 1 p.m. (TSN/RDS)
Portland Timbers vs. Seattle Sounders FC, 3:30 p.m. (NBC Sports)
New York Red Bulls vs. Columbus Crew, 7 p.m.
D.C. United vs. New England, 7:30 p.m.
Chicago Fire vs. Montreal Impact, 8:30 p.m.
FC Dallas vs. Vancouver Whitecaps FC, 8:30 p.m.
Chivas USA vs. San Jose Earthquakes, 10:30 p.m.

SUNDAY, SEPTEMBER 16

LA Galaxy vs. Colorado Rapids, 7 p.m. (Galavision)

WEDNESDAY, SEPTEMBER 19

New York Red Bulls vs. Sporting Kansas City, 7 p.m.
Columbus Crew vs. Chivas USA, 7:30 p.m.
San Jose Earthquakes vs. Portland Timbers, 10:30 p.m.

THURSDAY, SEPTEMBER 20

Philadelphia Union vs. D.C. United, 8 p.m. (ESPN2/Deportes)

SATURDAY, SEPTEMBER 22

Montreal Impact vs. Sporting Kansas City, 1 p.m. (TSN/RDS)
New England vs. New York Red Bulls, 7:30 p.m.
Real Salt Lake vs. Portland Timbers, 8 p.m. (NBC SN)
Chicago Fire vs. Columbus Crew, 8:30 p.m.
LA Galaxy vs. Toronto FC, 10:30 p.m.

SUNDAY, SEPTEMBER 23

Philadelphia Union vs. Houston Dynamo, 4 p.m.
D.C. United vs. Chivas USA, 7 p.m. (Galavision)
Vancouver Whitecaps FC vs. Colorado Rapids, 7:30 p.m.
Seattle Sounders FC vs. San Jose Earthquakes, 10 p.m.

FRIDAY, SEPTEMBER 28

Sporting Kansas City vs. Chicago Fire, 8:30 p.m. (NBC SN)

SATURDAY, SEPTEMBER 29

New York Red Bulls vs. Toronto FC, 7 p.m. (TSN2/RDS2)
Columbus Crew vs. Philadelphia Union, 7:30 p.m.
Houston Dynamo vs. New England, 8:30 p.m.
Vancouver Whitecaps FC vs. Seattle Sounders FC, 9 p.m. (NBC SN/TSN2/RDS2)
Portland Timbers vs. D.C. United, 10:30 p.m.
San Jose Earthquakes vs. FC Dallas, 10:30 p.m.
Chivas USA vs. Real Salt Lake, 10:30 p.m.

SUNDAY, SEPTEMBER 30

Colorado Rapids vs. LA Galaxy, 7 p.m. (Galavision)

WEDNESDAY, OCTOBER 3

Chicago Fire vs. Philadelphia Union, 8:30 p.m.
Vancouver Whitecaps FC vs. Chivas USA, 10 p.m.

SATURDAY, OCTOBER 6

Toronto FC vs. D.C. United, 1 p.m. (TSN/RDS)
New York Red Bulls vs. Chicago Fire, 3:30 p.m. (NBC Sports)
Philadelphia Union vs. New England, 7 p.m.
Houston Dynamo vs. Montreal Impact, 8:30 p.m.
Colorado Rapids vs. San Jose Earthquakes, 9 p.m.
LA Galaxy vs. Real Salt Lake, 9 p.m. (NBC SN)

SUNDAY, OCTOBER 7

Columbus Crew vs. Sporting Kansas City, 4 p.m.
Chivas USA vs. FC Dallas, 7 p.m. (Galavision)
Seattle Sounders FC vs. Portland Timbers, 9 p.m. (ESPN/Deportes)

SATURDAY, OCTOBER 20

Toronto FC vs. Montreal Impact, 2 p.m. (TSN/RDS)
Vancouver Whitecaps FC vs. Portland Timbers, 4 p.m. (TSN2/RDS2)
New York Red Bulls vs. Sporting Kansas City, 7 p.m.
New England vs. Chicago Fire, 7:30 p.m.
D.C. United vs. Columbus Crew, 7:30 p.m.
Houston Dynamo vs. Philadelphia Union, 7:30 p.m. (NBC SN)
Chivas USA vs. Colorado Rapids, 10:30 p.m.

SUNDAY, OCTOBER 21

San Jose Earthquakes vs. LA Galaxy, 7 p.m. (Galavision)
Seattle Sounders FC vs. FC Dallas, 9 p.m. (ESPN/Deportes)

WEDNESDAY, OCTOBER 24

Sporting Kansas City vs. Philadelphia Union, 8:30 p.m.

SATURDAY, OCTOBER 27

Philadelphia Union vs. New York Red Bulls, 1:30 (NBC Sports)
Montreal Impact vs. New England, 2 p.m.
Chicago Fire vs. D.C. United, 4 p.m. (NBC SN)
Portland Timbers vs. San Jose Earthquakes, 6:30 p.m. (NBC SN)
Real Salt Lake vs. Vancouver Whitecaps FC, 9 p.m.
Colorado Rapids vs. Houston Dynamo, 9 p.m.

SUNDAY, OCTOBER 28

Columbus Crew vs. Toronto FC, 4 p.m. (TSN2/RDS2)
FC Dallas vs. Chivas USA, 7 p.m. (Galavision)
LA Galaxy vs. Seattle Sounders FC, 9 p.m. (ESPN/Deportes)





OPPONENTS



CHICAGO FIRE



FRONT OFFICE ADDRESS

7000 South Harlem Ave.
Bridgeview, IL 60455
Phone: (708) 594-7200
Fax: (708) 496-6050

CHIEF CLUB OFFICIALS

Investor/Operator: Andrew Hauptman / Andell, Inc.
Managing Director, Andell Sports Group: Javier Leon
President: Julian Posada
Chief Operating Officer: Atul Khosla
Vice President of Soccer Operations: Guillermo Petrei
Vice President of Operations: Dan Garnett
Vice President of Marketing
and Communications: Emigdio Gamboa
Vice President of Ticket Sales: Mike Ernst
Vice President of Corporate Partnerships: Dave Beck
Executive Director of The Chicago
Fire Foundation: Jessica Yavitz
Director of Player Personnel: Mike Jeffries
Director of Human Resources: Deanna Swanson
Controller: Pawel Szyalik

TEAM INFORMATION

Head Coach: Frank Klopas
Assistant Coach: Mike Matkovich
Assistant Coach: Leo Percovich
Goalkeeping Coach: Aron Hyde
Strength and Conditioning Coach: Tony Jouaux
Head Athletic Trainer: Bo Leonard
Assistant Athletic Trainer: Matt Zalewski
Director of Team Operations: Ron Stern
Director of Soccer and Team Development: Paul Cadwell
Head Equipment Manager: Charles Raycroft
Assistant Equipment Manager: Allan Araujo

TEAM MEDICAL INFORMATION

Team Medical Director: Dr. Gilberto Muñoz
Team Orthopedic Physician: Dr. Jason Koh
Team Chiropractor: Dr. Aaron Wolfe
Team Podiatrist: Dr. Megan Leahy
Team Physical Therapist: Mike Shirilla
Team Vision Specialist: Dr. Stephen Beckerman
Massage Therapist: Jake Bronowski

STADIUM INFORMATION

Toyota Park
7000 South Harlem Ave.
Bridgeview, IL 60455
MLS Capacity: 20,000 Seats
Field Size: 75 x 120 yards
Press Box Phone: 708.496.6891

PRACTICE FACILITY

Toyota Park
7000 South Harlem Ave.
Bridgeview, IL 60455
Phone: (708) 594-7200

VISITING TEAM HOTEL

Swissotel
323 E. Wacker Dr.
Chicago, IL 60601

BROADCAST INFORMATION

TBD

PR DIRECTORY

Brendan Hannan, Communications Manager
O: (708) 496-6725 C: (720) 937-8962
bhannan@chicago-fire.com

Jeff Crandall, Communications Associate/Team Writer
O: (708) 708-6753 C: (734) 751-4820
jcrandall@chicago-fire.com

CHICAGO FIRE



TORONTO FC CAREER STATISTICS VS. CHICAGO FIRE (3-4-4)

UNF	POS	PLAYER	GP	GS	MIN	G	A	SHT	SOG	FC	FS	OFF	CK	C	E	CP
19	FWD	Chad Barrett	4	4	338	3	1	13	6	2	3	0	0	0	0	0
6	MID	Maurice Edu	4	4	360	2	1	8	4	7	8	0	0	0	3	0
10	MID	Rohan Ricketts	2	1	134	2	0	5	5	0	2	0	0	0	0	0
14	FWD	Dwayne De Rosario	4	4	344	1	3	6	2	5	7	5	2	0	0	0
20	MID	Amado Guevara	4	4	360	1	1	6	4	9	3	0	7	1	0	0
7	FWD	Joaquín Plata	2	2	151	1	1	3	1	3	2	1	1	0	0	0
17	FWD	O'Brian White	3	1	132	1	1	5	3	4	0	0	0	0	0	0
9	FWD	Danny Dichio	5	4	312	1	0	6	3	8	7	1	0	1	1	0
29	FWD	Maicon Santos	2	1	118	1	0	5	1	1	1	1	0	0	0	0
8	DEF	Kevin Goldthwaite	1	1	90	1	0	1	1	0	1	0	1	0	0	0
7	FWD	Fuad Ibrahim	1	0	45	1	0	2	2	2	2	1	0	1	0	0
21	MID	Nick LaBrocca	2	2	180	1	0	7	3	3	1	0	8	0	0	0
12	FWD	Edson Buddle	1	1	70	0	2	0	0	3	2	2	0	0	0	0
33	MID	Carl Robinson	7	6	567	0	2	2	0	17	5	0	4	2	0	0
16	DEF	Marvell Wynne	5	5	405	0	2	1	0	5	2	1	0	2	0	0
11	MID	Jim Brennan	7	7	630	0	1	2	0	8	0	1	1	0	0	0
6	MID	Julian de Guzman	5	5	421	0	1	4	0	9	5	0	0	3	0	0
19	FWD	Andrea Lombardo	2	0	65	0	1	0	0	8	2	2	0	0	0	0
18	FWD	Nick Soolsma	1	1	87	0	1	3	2	0	1	0	0	0	0	0
7	MID	Andy Welsh	3	3	242	0	1	0	0	4	4	1	1	1	0	0
3	DEF	Nana Attakora	5	4	360	0	0	1	0	3	1	0	0	0	0	0
25	MID	Danleigh Borman	1	1	80	0	0	0	0	2	1	0	1	1	0	0
2	DEF	Andrew Boyens	2	2	135	0	0	1	1	2	1	0	0	0	0	0
3	DEF	Adam Braz	1	0	3	0	0	0	0	0	0	0	0	0	0	0
12	DEF	Adrian Cann	3	3	270	0	0	1	0	3	0	0	0	0	2	0
2	MID	Sam Cronin	2	2	180	0	0	0	0	0	0	0	0	0	0	0
18	GK	Srdjan Djekanovic	1	1	90	0	0	0	0	0	0	0	0	0	0	0
12	DEF	Todd Dunivant	2	2	180	0	0	2	1	1	3	0	0	0	0	0
27	DEF	Richard Eckersley	2	2	180	0	0	1	1	2	2	0	0	0	0	0
2	D/M	Hunter Freeman	1	1	90	0	0	0	0	2	1	0	0	1	0	0
24	GK	Stefan Frei	5	5	450	0	0	0	0	0	0	0	0	0	0	0
22	MID	Torsten Frings	1	1	90	0	0	0	0	1	0	0	2	0	0	0
4	DEF	Nick Garcia	2	1	101	0	0	0	0	0	0	0	0	0	0	0
8	MID	Dan Gargan	3	3	270	0	0	1	0	6	2	0	0	0	0	0
10	FWD	Ali Gerba	1	1	63	0	0	0	0	1	0	1	0	0	0	0
26	DEF	Matt Gold	1	0	3	0	0	0	0	0	0	0	0	0	0	0
20	DEF	Ty Harden	1	1	90	0	0	1	0	3	0	0	0	0	0	0
5	DEF	Kevin Harmse	2	1	135	0	0	1	1	1	1	0	0	0	0	0
34	DEF	Raivis Hscanovics	1	0	16	0	0	0	0	0	0	0	0	0	0	0
3	DEF	Andy Iro	1	1	90	0	0	0	0	1	2	0	0	0	0	0
3	DEF	Julius James	1	1	45	0	0	0	0	0	0	0	0	0	0	0
9	FWD	Ryan Johnson	1	1	90	0	0	2	1	0	2	0	0	0	0	0
30	GK	Milos Kocić	1	1	90	0	0	0	0	0	0	0	0	0	0	0
70	FWD	Peni Marosevic	1	1	90	0	0	0	0	0	0	0	0	0	0	0
14	FWD	Tyrone Marshall	4	4	360	0	0	0	3	2	0	0	0	0	0	0
33	FWD	Javier Martina	2	1	51	0	0	0	1	0	1	0	0	0	0	0
17	FWD	Joey Mello	1	0	23	0	0	1	1	0	0	0	0	0	0	0
22	GK	David Monsalve	1	1	90	0	0	0	0	0	1	0	0	0	0	0
5	DEF	Ashtone Morgan	1	0	10	0	0	0	0	0	0	0	0	0	0	0
15	MID	Joseph Nane	1	0	7	0	0	0	0	0	0	0	0	0	0	0
7	MID	Ronnie O'Brien	2	2	167	0	0	4	3	0	1	0	4	0	0	0
23	FWD	Jacob Peterson	3	3	192	0	0	2	0	2	2	0	5	0	0	0
13	D/M	Chris Pozniak	3	1	128	0	0	0	0	1	0	0	0	1	0	0
32	MID	Laurent Robert	1	1	90	0	0	2	1	1	0	0	2	0	0	0
25	FWD	Carlos Ruiz	1	0	17	0	0	0	0	0	0	0	0	0	0	0
21	FWD	Collin Samuel	2	2	180	0	0	3	0	4	5	2	0	1	0	0
22	DEF	Amadou Sanyang	1	1	69	0	0	0	0	2	0	0	0	0	0	0
25	MID	Martin Sarić	1	0	21	0	0	0	0	1	0	0	0	0	0	0
15	DEF	Adrian Serieux	1	1	90	0	0	0	0	0	0	0	0	0	0	0
23	FWD	Jarrod Smith	1	1	45	0	0	1	1	0	1	0	0	0	0	0
13	FWD	Johann Smith	2	0	7	0	0	1	0	0	0	0	0	0	0	0
10	MID	Allen Stevanovic	1	0	29	0	0	2	1	1	0	0	0	0	0	0
15	MID	Matt Stinson	1	1	90	0	0	4	2	1	0	0	0	0	0	0
11	D/M	Nathan Sturgis	1	0	45	0	0	0	0	0	1	0	1	0	0	0
22	MID	Greg Sutton	3	3	270	0	0	0	0	0	0	0	0	0	0	0
33	DEF	Maksim Usanov	2	2	189	0	0	0	0	5	2	0	0	0	1	0
4	DEF	Marco Velez	2	2	159	0	0	0	0	0	0	0	0	0	0	0
8	FWD	Pablo Vitti	1	1	84	0	0	1	0	1	3	0	0	0	0	0
31	DEF	Dicoy Williams	1	1	90	0	0	1	1	3	1	0	0	0	0	0
19	DEF	Mikael Yourassowsky	1	0	29	0	0	3	3	0	1	0	0	0	0	0
TEAM TOTALS			11	11	990	16	19	116	56	158	103	19	40	22	1	0
OPPONENT TOTALS			11	11	990	18	17	140	73	103	158	33	52	13	1	0

GAME-WINNING GOALS: O'Brian White 1, Rohan Ricketts 1, Kevin Goldthwaite 1
GAME-WINNING ASSISTS: Andy Welsh 1, Carl Robinson 1, Dwayne De Rosario 1, Edson Buddle 1
PENALTY KICK GOALS/ATTEMPTS: Rohan Ricketts 0-1

UNF	POS	GOALKEEPER	GP	GS	MIN	SHTS	SV	GA	GAA	PG	PA	W	L	T	SO	O'TIME
18	GK	Srdjan Djekanovic	1	1	90	2	1	1	1.00	1	1	0	0	1	0	0-0-0
24	GK	Stefan Frei	5	5	450	28	20	7	1.40	0	0	1	1	3	1	0-0-0
1	GK	Greg Sutton	3	3	270	20	15	5	1.67	0	0	2	1	0	0	0-0-0
30	GK	Milos Kocić	1	1	90	13	11	2	2.00	0	0	0	1	0	0	0-0-0
22	GK	David Monsalve	1	1	90	10	7	3	3.00	0	0	0	1	0	0	0-0-0
TEAM TOTALS			11	11	990	73	54	18	1.64	1	1	3	4	4	1	0-0-0
OPPONENT TOTALS			11	11	990	56	39	16	1.45	0	1	4	3	4	4	0-0-0



CHIVAS USA



FRONT OFFICE ADDRESS

18400 Avalon Blvd., Suite 500
Carson, CA 90746
Phone: 310-630-4550
Fax: 310-630-4551
cdchivasusa.com

CHIEF CLUB OFFICIALS

Antonio Cue/ Investor, President
Jose Domene/General Manager

TEAM INFORMATION

Robin Fraser/Head Coach
Greg Vanney/Assistant Coach
Carlos Llamasa/Assistant Coach
Daniel Gonzalez/Goalkeeper Coach
Jim Liston/Strength and Conditioning Coach
Jose Vargas/Head Equipment Manager
Brian Lee/ Head Athletic Trainer
Derek Lawrence/ Assistant Athletic Trainer
Anthony Garcia/Team Administrator
Miguel Torres/Message Therapist

TEAM MEDICAL INFORMATION

Dr. Michael Gerhardt, M.D./ Team Physician
Dr. Dave Wallis, M.D./ Team Physician
Lee Hancock, Ph.D./ Technical Assistant

STADIUM INFORMATION

The Home Depot Center
18400 Avalon Blvd., Suite 500
Carson, CA 90746
Capacity: 27,000
Press Box Phone Number: (310) 630-2288
Press Box Fax: (310) 630-2289
Field Dimensions: 120 yards by 75 yards
Largest Attendance for an MLS Game: 27,000
(Multiple occasions)

PRACTICE FACILITY

The Home Depot Center
18400 Avalon Blvd.
Carson, CA 90746

VISITING TEAM HOTEL

Torrance Marriott South Bay
3635 Fashion Way
Torrance, CA, 90503
Phone: (310) 316-3636
Fax: (310) 543-6076

BROADCAST INFORMATION

TV: TBD
Radio: TBD

PR DIRECTORY

Rodrigo Ochoa
PR & Communications Manager
rochoa@cdchivasusa.com
Office: (310) 630-4554
Cell: (310) 974-2987

Richard Castillo
PR & Communications Coordinator
rcastillo@cdchivasusa.com

CHIVAS USA



TORONTO FC CAREER STATISTICS VS. CHIVAS USA (2-7-1)

UNF	POS	PLAYER	GP	GS	MIN	G	A	SHT	SOG	FC	FS	OFF	CK	C	E	CP
19	FWD	Chad Barrett	6	5	409	1	1	14	10	3	2	7	1	0	0	0
3	DEF	Nana Attakora	4	4	335	1	0	1	1	1	2	0	0	0	0	0
11	MID	Jim Brennan	4	4	360	1	0	5	1	3	1	0	0	0	0	0
21	FWD	Alan Gordon	1	1	90	1	0	2	1	1	2	3	0	0	0	0
20	MID	Amado Guevara	3	3	232	1	0	3	1	2	6	1	16	0	0	0
15	MID	Tyler Rosenlund	1	1	90	1	0	4	3	1	1	0	0	0	0	0
23	FWD	Jacob Peterson	3	3	202	0	2	0	0	3	5	1	2	0	0	0
10	MID	Rohan Ricketts	3	2	181	0	2	0	0	3	3	0	5	0	0	0
29	FWD	Maicon Santos	3	3	236	0	1	10	4	4	3	4	0	0	0	0
8	MID	Dan Gargan	2	2	180	0	1	1	0	6	3	0	0	1	0	0
8	MID	Eric Avila	1	1	90	0	0	0	0	0	1	0	0	0	0	0
25	MID	Danleigh Borman	2	1	96	0	0	0	0	2	0	0	0	0	0	0
2	DEF	Andrew Boyens	2	2	180	0	0	0	0	3	1	0	0	0	0	0
3	FWD	Adam Braz	2	1	104	0	0	0	0	3	1	0	0	0	0	0
12	FWD	Edson Buddle	1	1	90	0	0	3	2	1	2	2	0	0	0	0
23	MID	Miguel Canizalez	1	1	90	0	0	0	0	0	0	0	0	0	0	0
12	DEF	Adrian Cann	3	3	270	0	0	0	0	2	2	0	0	0	0	0
9	FWD	Conor Casey	1	0	25	0	0	0	0	0	0	0	0	0	0	0
2	MID	Sam Cronin	2	2	169	0	0	3	0	1	2	0	0	0	0	0
96	FWD	Jeff Cunningham	1	0	20	0	0	0	0	0	1	0	0	0	0	0
6	MID	Julian de Guzman	4	3	270	0	0	0	0	3	6	0	1	0	0	0
14	FWD	Dwayne De Rosario	3	3	270	0	0	15	5	4	2	3	6	1	0	0
9	FWD	Danny Dichio	3	2	225	0	0	2	2	6	1	1	0	1	0	0
23	MID	Terry Dunfield	1	0	45	0	0	0	0	0	0	0	0	0	0	0
12	DEF	Todd Dunivant	1	1	70	0	0	0	0	1	0	0	0	0	0	0
27	DEF	Richard Eckersley	1	1	90	0	0	1	0	4	4	0	0	1	0	0
6	MID	Mauricio Edu	1	1	90	0	0	0	0	1	3	0	0	0	0	0
18	GK	Brian Edwards	1	1	90	0	0	0	0	0	0	0	0	0	0	0
10	FWD	Alecko Eskandarian	1	1	90	0	0	1	1	3	0	0	0	0	0	0
24	GK	Stefan Frei	6	6	540	0	0	0	0	0	2	0	0	0	0	0
22	MID	Torsten Frings	1	1	90	0	0	0	0	1	1	0	0	0	0	0
4	DEF	Nick Garcia	2	2	163	0	0	0	0	3	0	0	0	0	0	0
26	FWD	Derek Gaudet	1	0	27	0	0	0	0	0	0	0	0	0	0	0
10	FWD	Ali Gerba	1	0	37	0	0	3	0	1	0	0	0	0	0	0
32	DEF	Emmanuel Gomez	1	1	90	0	0	0	0	1	0	0	0	0	0	0
20	DEF	Ty Harden	3	2	210	0	0	0	0	2	0	0	0	0	0	0
5	DEF	Kevin Harmse	1	1	90	0	0	1	0	2	4	0	0	0	0	0
7	FWD	Fuad Ibrahim	3	0	48	0	0	0	0	0	4	0	0	0	0	0
3	DEF	Andy Iro	1	1	90	0	0	0	0	1	1	0	0	1	0	0
3	DEF	Julius James	1	1	58	0	0	0	0	0	1	0	0	0	0	0
9	FWD	Ryan Johnson	1	1	73	0	0	2	1	2	0	0	0	0	0	0
35	DEF	Diaz Kambere	1	1	90	0	0	0	0	0	0	0	0	0	0	0
14	FWD	Danny Koevrmans	1	1	84	0	0	1	1	2	0	2	0	0	0	0
21	MID	Nick LaBrocca	1	0	23	0	0	0	0	0	0	0	0	0	0	0
37	FWD	Nicholas Lindsay	1	0	48	0	0	1	1	1	0	0	0	0	0	0
19	FWD	Andrea Lombardo	1	0	45	0	0	2	1	3	1	0	0	0	0	0
70	FWD	Peri Marosevic	1	0	17	0	0	0	0	0	0	0	0	0	0	0
14	FWD	Tyrone Marshall	2	2	180	0	0	0	0	5	2	0	0	1	0	0
33	FWD	Javier Martina	1	1	90	0	0	1	1	1	1	2	0	0	0	0
10	FWD	Mista	1	0	34	0	0	2	1	1	0	0	1	0	0	0
5	DEF	Ashtone Morgan	1	1	90	0	0	0	0	1	2	0	0	1	0	0
8	MID	Richard Mulrooney	1	1	90	0	0	0	0	0	3	0	0	0	0	0
17	MID	Paulo Nagamura	1	1	90	0	0	1	1	2	3	0	0	1	0	0
15	MID	Joseph Nane	1	1	90	0	0	0	0	1	0	0	0	0	0	0
7	FWD	Joao Plata	1	0	20	0	0	0	0	0	0	0	0	0	0	0
4	DEF	Marco Reda	1	1	76	0	0	0	1	1	0	0	0	0	0	0
34	D/M	Tim Regan	1	1	90	0	0	1	0	0	0	0	0	0	0	0
33	MID	Carl Robinson	5	5	450	0	0	2	1	6	4	0	5	1	0	0
25	FWD	Carlos Ruiz	1	1	90	0	0	0	0	1	2	0	0	0	0	0
21	FWD	Collin Samuel	1	1	90	0	0	2	0	1	2	1	0	0	0	0
22	DEF	Amadou Sanyang	1	0	11	0	0	0	0	0	0	0	0	0	0	0
15	DEF	Adrian Serrioux	2	2	180	0	0	1	0	4	1	0	0	1	0	0
13	FWD	Johann Smith	2	1	122	0	0	2	2	2	5	0	3	0	0	0
18	FWD	Nick Soolsma	1	1	90	0	0	0	0	1	1	0	1	0	0	0
39	GK	Kenny Stamatopoulos	1	1	90	0	0	0	0	0	0	0	0	0	0	0
10	MID	Alen Stevanovic	1	1	70	0	0	1	1	0	1	0	0	0	0	0
1	GK	Greg Sutton	2	2	180	0	0	0	0	0	0	0	0	0	0	0
22	MID	Tony Tchari	1	1	90	0	0	1	1	3	4	0	0	0	0	0
13	DEF	Rick Titus	1	1	90	0	0	0	0	0	0	0	0	0	0	0
33	DEF	Maksim Usanov	1	1	60	0	0	0	0	1	0	0	0	0	0	0
4	DEF	Marco Velez	3	3	225	0	0	1	0	2	1	0	0	0	1	0
8	FWD	Pablo Vitti	2	2	170	0	0	1	0	6	7	2	0	0	0	0
7	MID	Andy Welsh	2	2	128	0	0	0	0	2	5	0	1	0	0	0
17	FWD	O'Brian White	2	1	62	0	0	0	0	4	0	0	0	1	0	0
31	DEF	Dicoy Williams	1	0	25	0	0	0	0	0	0	0	0	0	0	0
4	DEF	Marvell Wynne	1	1	297	0	0	3	1	2	2	1	0	0	0	0
16	DEF	TEAM TOTALS	10	10	900	6	7	94	43	131	127	31	41	12	1	0
		OPPONENT TOTALS	10	10	900	19	22	130	65	127	131	36	44	13	1	0

GAME-WINNING GOALS: Amado Guevara 1, Chad Barrett 1
GAME-WINNING ASSISTS: Jacob Peterson 1, Maicon Santos 1
PENALTY KICK GOALS/ATTEMPTS: None

UNF	POS	GOALKEEPER	GP	GS	MIN	SHTS	SV	GA	GAA	PG	PA	W	L	T	SO	O'TIME
24	GK	Stefan Frei	6	6	540	34	24	10	1.67	1	1	2	3	1	1	0-0-0
39	GK	Kenny Stamatopoulos	1	1	90	6	4	2	2.00	0	0	0	1	0	0	0-0-0
1	GK	Greg Sutton	2	2	180	19	15	4	2.00	0	0	0	2	0	0	0-0-0
18	GK	Brian Edwards	1	1	90	6	3	3	3.00	0	0	0	1	0	0	0-0-0
		TEAM TOTALS	10	10	900	65	46	19	1.90	1	1	2	7	1	1	0-0-0
		OPPONENT TOTALS	10	10	900	43	35	6	0.60	0	0	2	2	1	5	0-0-0



TORONTOFC.CA



COLORADO RAPIDS



COLORADO RAPIDS

Dick's Sporting Goods Park
6000 Victory Way
Commerce City, CO 80022
(303) 272-3500
www.ColoradoRapids.com

CLUB OFFICIALS

Investor/Operator: Stan Kroenke; Kroenke Sports Enterprises
President: Tim Hinchey
Technical Director: Paul Bravo
Vice President, Commercial Operations: Jeff Jacobsen

TEAM INFORMATION

Head Coach: Oscar Pareja
Assistant Coach: Wilmer Cabrera
Assistant Coach: Paul Caffrey
Goalkeeper Coach: David Kramer
Fitness Coach: John Ireland
Team Administrator: Erik Carlson
Equipment Manager: Carlos Garcia

TEAM MEDICAL INFORMATION

Head Athletic Trainer: Jaime Rojas
Team Physician: Dr. Wayne Gersoff

STADIUM INFORMATION

6000 Victory Way, Commerce City, CO 80022
Press Box Phone Number: (303) 727-3555
MLS Capacity: 18,086
Surface: Grass
Field Dimensions: 120 x 75 yards
Largest Soccer Attendance: 19,680 vs. Chicago Fire
on July 4, 2009
Team Colors: Burgundy, White and Onyx

PRACTICE FACILITY

Dick's Sporting Goods Park Auxiliary Fields
6000 Victory Way, Commerce City, CO 80022

VISITING TEAM HOTEL

Denver Marriott City Center
1701 California Street
Denver, CO 80202
(800) 228-9290
www.marriott.com

BROADCAST INFORMATION

Television Partner (English): Altitude Sports & Entertainment
Talent: Play-by-play – Todd Romero; Analyst – Marcelo Balboa
English Radio: Mile High Sports Radio
Talent: Play-by-play – Todd Romero; Analyst – Marcelo Balboa
Spanish Radio: ESPN Deportes Radio
Talent: Play-by-play – Esdril Peinado

PR DIRECTORY

David Lindholm
Director of Media Relations
Office: (303) 727-3503
Mobile: (720) 320-9302
Email: dlindholm@dsgpark.com

Rachel Sweeney
Media Relations Coordinator
Office: (303) 727-3508
Mobile: (303) 512-3014
Email: rsweeney@dsgpark.com

German Sferra
Director of Digital Media
Office: (303) 727-3714
Mobile: (303) 249-2366
Email: gsfera@dsgpark.com

Rebecca Payne
Digital Media Coordinator
Office: (303) 727-3707
Mobile: (303) 748-2368
Email: rpayne@dsgpark.com

Twitter: @ColoradoRapids
Facebook: facebook.com/ColoradoRapids
YouTube: youtube.com/ColoradoRapids

COLORADO RAPIDS



TORONTO FC CAREER STATISTICS VS. COLORADO RAPIDS (6-3-1)																
UNF	POS	PLAYER	GP	GS	MIN	G	A	SHT	SOG	FC	FS	OFF	CK	C	E	CP
14	FWD	Dwayne De Rosario	4	4	360	2	1	9	4	6	4	9	0	0	0	0
9	FWD	Danny Dichio	4	2	189	2	1	6	3	5	6	3	0	2	0	0
14	FWD	Danny Koevrmans	1	1	74	2	0	2	2	0	1	1	0	0	0	0
10	MID	Rohan Ricketts	2	2	168	2	0	3	3	2	2	0	2	0	0	0
19	FWD	Chad Barrett	5	5	394	1	1	3	1	6	6	3	1	0	0	0
2	DEF	Andrew Boyens	1	1	90	1	1	1	1	2	0	0	0	0	0	0
3	DEF	Nana Attakora	6	5	456	1	0	1	1	3	3	0	0	1	0	0
7	FWD	Fuad Ibrahim	2	2	180	1	0	3	1	1	2	0	3	0	0	0
17	FWD	O'Brian White	3	1	91	1	0	2	1	0	0	0	0	0	0	0
16	DEF	Marvell Wynne	5	5	450	0	2	3	0	2	6	0	0	0	0	0
2	MID	Sam Cronin	3	3	270	0	1	0	0	1	3	0	0	0	0	0
20	MID	Amado Guevara	1	1	90	0	1	3	2	1	2	0	5	0	0	0
5	DEF	Ashtone Morgan	1	1	90	0	1	0	0	3	0	0	0	0	0	0
7	MID	Ronnie O'Brien	1	1	90	0	1	1	1	0	4	0	8	0	0	0
18	FWD	Nick Soolsma	2	2	170	0	1	2	1	2	0	1	0	0	0	0
8	MID	Eric Avila	1	1	88	0	0	0	2	1	0	0	0	0	0	0
3	DEF	Adam Braz	1	1	45	0	0	0	0	0	0	0	0	0	0	0
11	MID	Jim Brennan	4	4	360	0	0	3	0	0	1	0	0	0	0	0
12	FWD	Edson Buddle	1	0	1	0	0	0	0	0	0	0	0	0	0	0
23	MID	Miguel Canizalez	2	0	52	0	0	1	0	1	0	1	0	0	0	0
12	DEF	Adrian Cann	3	3	256	0	0	0	0	3	2	0	0	0	0	0
96	FWD	Jeff Cunningham	3	3	269	0	0	5	2	4	6	6	0	1	0	0
6	MID	Julian de Guzman	2	2	180	0	0	1	0	4	5	0	0	1	0	0
18	GK	Srdjan Djekanovic	1	1	90	0	0	0	0	0	0	0	0	1	0	0
29	FWD	Maicon Santos	2	0	75	0	0	3	1	3	1	0	0	0	0	0
23	MID	Terry Dunfield	1	0	10	0	0	0	0	0	0	0	0	0	0	0
12	DEF	Todd Dunivant	2	2	180	0	0	1	1	0	1	0	1	0	0	0
27	DEF	Richard Eckersley	2	2	180	0	0	1	1	3	7	0	0	0	0	0
6	MID	Maurice Edu	2	2	180	0	0	1	1	5	6	0	0	0	0	0
18	GK	Brian Edwards	1	1	90	0	0	0	0	0	0	0	0	0	0	0
5	DEF	Lesly Fellingga	1	0	22	0	0	0	0	0	0	0	0	0	0	0
24	GK	Stefan Frei	5	5	450	0	0	0	0	0	1	0	0	0	0	0
22	MID	Torsten Frings	1	1	90	0	0	0	0	0	0	0	1	0	0	0
27	D/M	Gabe Gola	4	1	102	0	0	1	1	2	1	0	0	0	0	0
4	DEF	Nick Garcia	3	2	180	0	0	0	0	1	0	0	0	0	0	0
8	MID	Dan Gargan	3	2	190	0	0	0	0	2	0	0	0	0	0	0
10	FWD	Ali Gerba	2	1	102	0	0	3	0	1	0	1	0	0	0	0
8	DEF	Kevin Goldthwaite	1	1	81	0	0	3	2	2	0	0	0	0	1	0
32	DEF	Emmanuel Gomez	2	1	59	0	0	0	0	2	0	0	0	0	0	0
20	DEF	Ty Harden	3	2	194	0	0	0	0	1	2	0	0	0	0	0
5	DEF	Kevin Harmse	2	2	180	0	0	2	1	3	3	0	0	1	0	0
24	MID	Tyler Hemming	1	0	45	0	0	1	1	0	0	0	0	0	0	0
3	DEF	Andy Iro	1	1	90	0	0	1	0	1	4	0	0	0	0	0
3	DEF	Julius James	1	1	90	0	0	0	0	3	0	0	0	0	0	0
30	GK	Ryan Johnson	1	1	90	0	0	3	0	2	0	0	0	0	0	0
21	MID	Nick LaBrocca	2	2	150	0	0	1	1	0	0	0	1	0	0	0
14	FWD	Tyrone Marshall	2	2	123	0	0	0	0	0	0	0	0	0	0	0
33	FWD	Javier Martina	1	1	90	0	0	0	0	2	0	0	0	1	0	0
17	FWD	Joey Melo	1	0	27	0	0	0	0	0	1	0	1	0	0	0
23	FWD	Jacob Peterson	1	0	30	0	0	1	0	0	1	0	1	0	0	0
7	FWD	Joao Plata	1	1	60	0	0	1	1	0	0	1	0	0	0	0
13	D/M	Chris Pozniak	2	2	153	0	0	1	0	4	4	0	0	0	0	0
32	MID	Laurent Robert	1	1	90	0	0	2	0	0	1	0	4	0	0	0
33	MID	Carl Robinson	3	3	270	0	0	1	1	4	4	0	0	2	0	0
15	MID	Tyler Rosenlund	1	0	57	0	0	0	0	1	1	0	0	0	0	0
21	FWD	Collin Samuel	1	1	90	0	0	0	0	1	1	0	0	0	0	0
22	DEF	Amadou Sanyang	1	1	76	0	0	0	0	3	0	0	0	1	1	0
25	MID	Martin Saric	2	2	125	0	0	1	0	5	2	0	0	1	0	0
15	DEF	Adrian Serieux	1	0	39	0	0	0	0	1	0	0	0	0	1	0
23	FWD	Jarrod Smith	2	1	102	0	0	3	0	0	0	0	0	0	0	0
39	GK	Kenny Stamatopoulos	1	1	90	0	0	0	0	0	0	0	0	0	0	0
10	MID	Allen Stevanovic	1	1	90	0	0	1	0	1	1	0	0	0	0	0
15	MID	Matt Stinson	1	0	16	0	0	2	0	0	0	0	0	0	0	0
11	D/M	Nathan Sturgis	1	1	84	0	0	1	0	1	1	0	0	0	0	0
28	DEF	Greg Sutton	1	1	90	0	0	0	0	1	0	0	0	0	0	0
28	DEF	Oliver Tebily	1	1	90	0	0	0	0	1	1	0	0	0	0	0
33	DEF	Maksim Usanov	2	2	180	0	0	0	0	5	1	0	0	1	0	0
4	DEF	Marco Velez	1	1	90	0	0	0	0	1	0	0	0	0	0	0
8	FWD	Pablo Vitti	2	2	138	0	0	1	1	2	2	0	0	0	0	0
7	MID	Andy Welsh	1	1	66	0	0	3	3	0	1	0	0	0	0	0
31	DEF	Dicoy Williams	1	1	90	0	0	0	0	1	1	0	0	0	0	0
19	DEF	Mikael Yourassowsky	2	1	92	0	0	1	0	1	4	1	0	0	0	0
TEAM TOTALS			10	10	900	13	11	89	29	113	117	28	29	17	3	0
OPPONENT TOTALS			10	10	900	10	11	115	59	113	113	21	38	9	3	0

GAME-WINNING GOALS: Rohan Ricketts 1, Danny Koevrmans 1, Fuad Ibrahim 1, Andrew Boyens 1, Chad Barrett 1, Nana Attakora 1

GAME-WINNING ASSISTS: Nick Soolsma 1, Ronnie O'Brien 1, Amado Guevara 1, Chad Barrett 1

PENALTY KICK GOALS/ATTEMPTS: Dwayne De Rosario 1-1

UNF	POS	GOALKEEPER	GP	GS	MIN	SHTS	SV	GA	GAA	PG	PA	W	L	T	SO	O'TIME
1	GK	Greg Sutton	1	1	90	11	10	0	0.00	0	0	1	0	0	0	0-0-0
18	GK	Srdjan Djekanovic	1	1	90	3	2	1	1.00	0	0	1	0	0	0	0-0-0
18	GK	Brian Edwards	1	1	90	8	7	1	1.00	0	0	1	0	0	0	0-0-0
30	GK	Milos Kocic	1	1	90	5	2	1	1.00	0	0	1	0	0	0	0-0-0
39	GK	Kenny Stamatopoulos	1	1	90	5	4	1	1.00	1	1	0	1	0	0	0-0-0
24	GK	Stefan Frei	5	5	450	27	20	6	1.20	2	3	2	2	1	2	0-0-0
TEAM TOTALS			10	10	900	59	45	10	1.00	3	4	6	3	1	3	0-0-0
OPPONENT TOTALS			10	10	900	40	25	13	1.30	1	1	3	6	1	3	0-0-0



COLUMBUS CREW



FRONT OFFICE ADDRESS

Columbus Crew
One Black & Gold Blvd.
Columbus, Ohio 43211
Main: (614) 447-2739
Fax: (614) 447-4109

CHIEF CLUB OFFICIALS

Investor/Operator:
The Hunt Family and a group of local investors

CHIEF EXECUTIVES:

President, Hunt Sports Group: John Wagner
President & General Manager: Mark McCullers

TEAM INFORMATION

Technical Staff:
Technical Director: Brian Bliss
Head Coach: Robert Warzycha
Assistant Coaches: Ricardo Iribarren, Mike Lapper,
Vojislav "Scoop" Stanisic

ATHLETIC TRAINING STAFF:

Head Athletic Trainer: Dave Lagow
Assistant Athletic Trainer: Phil Watson
Strength & Conditioning Coach: Brook Hamilton, CSCS
Director, Team Operations: Tucker Walther
Equipment Manager: Rusty Wummel

TEAM MEDICAL INFORMATION

Team Doctor: Pete Edwards, MD
Sports Medicine Providers: OhioHealth Sports Medicine

STADIUM INFORMATION

Columbus Crew Stadium
One Black & Gold Blvd.
Columbus, Ohio 43211
Capacity: 20,145
Field Size: 115 yards x 75 yards
Largest MLS attendance: 24,741
Press Box Phone: (614) 447-4289

PRACTICE FACILITY

Crew Training Center at Obetz
4153 Alum Creek Dr.
Obetz, Ohio 43207
Main: (614) 492-1283

VISITING TEAM HOTEL

TBD

BROADCAST INFORMATION

Local TV:
English – TBD
Local Radio:
English – 610 WTVN
Spanish – WVKK-FM La Mega 103.1

PR DIRECTORY

Sr. Director of Communications:
Dave Stephany
Office: (614) 447-4190
dstephany@thecrew.com

Communications Manager:
Marco Rosa
Office: (614) 447-4176
mrosa@thecrew.com

COLUMBUS CREW



TORONTO FC CAREER STATISTICS VS. COLUMBUS CREW (1-5-7)																
UNF	POS	PLAYER	GP	GS	MIN	G	A	SHT	SOG	FC	FS	OFF	CK	C	E	CP
6	MID	Julian de Guzman	4	4	360	1	2	3	1	6	5	0	0	0	0	0
19	FWD	Chad Barrett	4	4	299	1	1	5	2	2	3	1	0	1	0	0
11	MID	Jim Brennan	10	10	900	1	0	11	5	13	5	0	1	2	0	0
23	MID	Miguel Canizalez	1	1	90	1	0	2	1	1	1	0	1	0	0	0
14	FWD	Dwayne De Rosario	4	3	315	1	0	10	2	2	1	2	1	7	1	0
9	FWD	Danny Dichio	8	3	296	1	0	5	2	7	2	1	0	0	0	0
29	FWD	Maicon Santos	2	2	157	1	0	3	2	2	4	0	0	0	0	0
10	FWD	Ali Gerba	1	1	87	1	0	1	1	1	0	2	0	0	0	0
9	FWD	Ryan Johnson	1	1	87	1	0	4	3	1	2	1	0	0	0	0
14	FWD	Danny Koevrmans	1	0	3	1	0	1	1	0	0	0	0	0	0	0
23	FWD	Jacob Peterson	2	2	180	1	0	3	1	1	6	0	5	0	0	0
33	MID	Carl Robinson	7	7	626	1	0	3	2	12	6	0	1	1	0	0
18	FWD	Nick Soolsma	1	1	80	1	0	1	1	1	1	0	2	0	0	0
22	MID	Tony Tchari	1	1	41	1	0	1	1	2	4	0	0	1	1	0
20	MID	Arnado Guevara	4	4	279	0	2	6	2	6	4	0	9	0	0	0
2	MID	Sam Cronin	2	3	270	0	1	1	0	2	0	0	0	0	0	0
96	FWD	Jeff Cunningham	5	4	268	0	1	8	4	0	2	5	0	0	0	0
22	MID	Torsten Frings	1	1	90	0	1	2	0	0	0	0	0	0	0	0
21	FWD	Alan Gordon	1	1	45	0	1	1	1	3	1	0	0	0	0	0
21	MID	Nick LaBrocca	2	1	128	0	1	1	1	1	1	0	3	0	0	0
37	FWD	Nicholas Lindsay	1	1	73	0	1	1	0	0	2	0	0	0	0	0
7	FWD	Joao Plata	2	1	103	0	1	3	2	0	1	0	4	0	0	0
13	D/M	Chris Pozniak	3	3	270	0	1	2	2	3	3	1	0	0	0	0
8	FWD	Pablo Vitti	3	3	270	0	1	3	1	4	7	1	0	0	0	0
16	DEF	Marvell Wynne	8	6	720	0	1	3	2	7	2	0	0	0	0	0
3	DEF	Nana Attakora	2	2	180	0	0	2	0	4	2	0	0	0	0	0
8	MID	Eric Avila	1	1	90	0	0	2	0	2	2	0	1	1	0	0
25	MID	Danleigh Borman	1	1	90	0	0	0	0	1	1	1	0	0	0	0
2	DEF	Andrew Boyens	2	2	149	0	0	0	0	4	2	0	0	0	0	0
12	FWD	Edson Buddle	1	0	3	0	0	0	0	0	0	0	0	0	0	0
12	DEF	Adrian Cann	1	1	90	0	0	0	0	0	0	0	0	0	0	0
1	GK	Jon Conway	1	1	72	0	0	0	0	0	1	0	0	0	1	0
18	GK	Srdjan Djekanovic	1	1	90	0	0	0	0	0	0	0	0	0	0	0
12	DEF	Todd Dunivant	3	3	245	0	0	3	1	4	3	1	6	0	0	0
27	DEF	Richard Eckersley	2	1	116	0	0	0	0	3	6	0	0	0	0	0
6	MID	Maurice Edu	4	4	353	0	0	7	2	0	0	0	1	0	0	0
18	GK	Brian Edwards	1	1	90	0	0	0	0	0	0	0	0	0	0	0
2	D/M	Hunter Freeman	1	1	90	0	0	1	0	2	2	0	0	0	0	0
24	GK	Stefan Frei	6	6	471	0	0	0	0	0	1	0	0	0	0	0
27	D/M	Gabe Gala	1	1	52	0	0	0	0	0	0	0	1	0	0	0
4	DEF	Nick Garcia	3	3	270	0	0	0	0	2	3	0	0	1	0	0
8	MID	Dan Gargan	2	2	180	0	0	0	0	8	1	0	0	1	0	0
8	DEF	Kevin Goldthwaite	1	1	90	0	0	0	0	2	0	0	0	0	0	0
20	DEF	Ty Harden	3	3	270	0	0	0	0	4	2	0	0	0	1	0
5	DEF	Kevin Harmse	3	1	122	0	0	1	1	3	0	0	0	0	0	0
24	MID	Tyler Hemming	1	1	65	0	0	0	0	1	0	0	0	0	0	0
34	DEF	Raivis Hiscanovics	1	1	90	0	0	0	0	3	0	0	0	0	0	0
3	DEF	Andy Iro	1	1	90	0	0	0	0	2	1	0	0	0	0	0
3	DEF	Julius James	1	1	90	0	0	0	0	1	0	0	0	0	0	0
30	GK	Milos Kocic	2	0	41	0	0	0	0	0	0	0	0	0	0	0
19	FWD	Andrea Lombardo	2	0	96	0	0	1	0	5	3	2	0	0	0	0
14	FWD	Tyrone Marshall	5	5	450	0	0	1	0	8	2	0	0	1	0	0
33	FWD	Javier Martina	1	1	64	0	0	1	1	0	1	0	0	0	0	0
5	DEF	Ashtone Morgan	1	1	90	0	0	0	0	0	1	0	0	0	0	0
7	MID	Ronnie O'Brien	2	2	180	0	0	1	0	5	2	0	8	0	0	0
4	DEF	Marco Reda	1	1	90	0	0	0	0	1	0	0	0	0	0	0
10	MID	Rohan Rocketts	4	3	249	0	0	5	3	3	8	0	1	0	0	0
32	MID	Laurent Robert	1	1	90	0	0	3	1	0	1	0	3	0	0	0
15	MID	Tyler Rosenlund	1	0	3	0	0	0	0	0	0	0	0	0	0	0
25	FWD	Carlos Ruiz	1	1	90	0	0	1	0	0	1	2	0	0	0	0
21	FWD	Collin Samuel	3	3	270	0	0	5	3	5	3	1	0	0	0	0
22	DEF	Amadou Sanyang	1	0	24	0	0	0	0	0	0	0	0	0	0	0
25	MID	Martin Saric	1	1	66	0	0	1	1	4	1	0	0	1	0	0
15	DEF	Adrian Serlioux	3	3	270	0	0	1	0	4	4	0	0	0	0	0
23	FWD	Jarrod Smith	2	0	7	0	0	0	0	0	0	0	0	0	0	0
13	FWD	Johann Smith	1	0	28	0	0	0	0	0	1	0	0	0	0	0
39	GK	Kenny Stamatopoulos	1	1	90	0	0	0	0	0	0	0	0	0	0	0
15	MID	Matt Stinson	1	0	10	0	0	0	0	0	0	0	0	0	0	0
1	GK	Greg Sutton	4	3	315	0	0	0	0	0	1	0	0	0	0	0
4	DEF	Marco Velez	5	4	428	0	0	1	1	4	3	0	0	1	0	0
7	MID	Andy Welsh	2	1	121	0	0	2	1	0	3	0	0	0	0	0
17	FWD	O'Brian White	3	1	111	0	0	3	2	0	0	0	0	0	0	0
31	DEF	Dicoy Williams	1	1	90	0	0	1	0	1	0	0	0	0	0	0
19	DEF	Mikael Yourassowsky	1	0	45	0	0	0	0	0	0	0	0	0	0	0
TEAM TOTALS			13	13	1170	15	15	127	58	170	133	23	54	15	2	0
OPPONENT TOTALS			13	13	1170	21	21	164	78	133	170	51	73	19	1	0

GAME-WINNING GOALS: Julian de Guzman 1

GAME-WINNING ASSISTS: None

PENALTY KICK GOALS/ATTEMPTS: Collin Samuel 0-1

UNF	POS	GOALKEEPER	GP	GS	MIN	SHTS	SV	GA	GAA	PG	PA	W	L	T	SO	O'TIME
1	GK	Greg Sutton	4	3	315	16	11	3	0.86	0	1	0	0	4	1	0-0-0
1	GK	Jon Conway	1	1	72	2	2	1	1.25	0	0	0	0	0	0	0-0-0
24	GK	Stefan Frei	6	6	471	34	25	8	1.53	1	1	0	2	2	0	0-0-0
18	GK	Srdjan Djekanovic	1	1	90	7	4	2	2.00	0	0	0	1	0	0	0-0-0
18	GK	Brian Edwards	1	1	90	7	5	2	2.00	0	0	0	1	0	0	0-0-0
39	GK	Kenny Stamatopoulos	1	1	90	8	6	2	2.00	0	0	0	0	0	0	0-0-0
2	GK	Milos Kocic	2	0	41	4	3	3	6.59	0	0	0	1	1	0	0-0-0
TEAM TOTALS			13	13	1170	78	54	21	1.62	1	2	1	5	7	1	0-0-0
OPPONENT TOTALS			13	13	1170	58	44	15	1.15	0	1	5	1	7	4	0-0-0



TORONTOFC.ca



D.C. UNITED



D.C. UNITED

RFK Stadium
2400 East Capitol St. SE
Washington, DC 20003
P: 202-587-5000
F: 202-587-5400
dcunited.com

CHIEF CLUB OFFICIALS

Executive Chairman: William H.C. Chang
President & CEO: Kevin Payne
General Manager: Dave Kasper
Executive Vice President: Stephen Zack
Chief Financial Officer: Michael Williamson
Senior Vice President, Marketing Communications: Doug Hicks
Vice President, Business Development: Dawn Ridley

TEAM INFORMATION

Head Coach: Ben Olsen
Assistant Coach: Chad Ashton
Assistant Coach: Pat Onstad
Assistant Coach: Sonny Silooy
Team Administrator: Francisco Tobar
Head Athletic Trainer: Brian Goodstein
Assistant Athletic Trainer/Assistant Strength Coach:
Pete Calabrese
Equipment Manager: David Brauzer
Assistant Equipment Manager: Tim Hall
Physical Therapist: Gabriel Manoel

TEAM MEDICAL INFORMATION

Orthopedic: James Gilbert
Dentist: Emilio Canal
Optometrist: Keith Smithson
Internal Medicine: Tim Muir
Chiropractor: Hiram N. Bagy
Chiropractor: Aleck Wong
Massage Therapist: Jennifer Roberts
General practitioner: John Ferrell III
Neurologist: Kevin Crutchfield
Neuropsychologist: Marla Shapiro

STADIUM INFORMATION

RFK Stadium
2400 East Capitol St. SE
Washington, D.C. 20003
MLS Capacity: 19,647
Surface: Grass
Field dimensions: 72 yards x 110 yards

PRACTICE FACILITY

RFK Stadium Training Fields
2400 East Capitol St. SE
Washington, D.C. 20003

VISITING TEAM HOTEL

Renaissance Washington
1143 New Hampshire Avenue NW
Washington, DC 20037
P: 202-775-0800
F: 202-331-9491

BROADCAST INFORMATION

Television Partner: Comcast SportsNet
Talent: Dave Johnson, John Harkes
Spanish Radio: La Nueva
Talent: Oscar Burgos, Joel Navas, Milton Renderos

PR DIRECTORY

Director, Marketing Communications: Kyle Sheldon
O: (202) 587-5450
C: (571) 334-8649
E: ksheldon@dcunited.com
Manager, Media Relations: Ryan Tronovitch
O: 202-587-5429
C: 607-237-3865
E: rtronovitch@dcunited.com
Coordinator, Communications: Nicolas Fernandez
O: (202) 587-5440
C: (912) 695-2540
E: nfernandez@dcunited.com

D.C. UNITED



TORONTO FC CAREER STATISTICS VS. D.C. UNITED (3-7-2)

UNF	POS	PLAYER	GP	GS	MIN	G	A	SHT	SOG	FC	FS	OFF	CK	C	E	CP
14	FWD	Dwayne De Rosario	4	4	360	5	0	12	7	3	8	7	2	1	0	0
9	FWD	Danny Dichio	6	5	424	3	0	8	3	15	17	6	0	1	0	0
6	MID	Maurice Edu	6	6	540	1	1	7	2	14	11	2	0	2	0	0
6	MID	Julian de Guzman	4	3	305	1	0	4	1	7	7	0	0	3	0	0
29	FWD	Maicon Santos	1	3	224	1	0	6	2	3	2	1	0	0	0	0
10	FWD	Alecko Eskandarian	1	1	60	1	0	2	2	3	0	0	0	1	0	0
14	FWD	Danny Koeversmans	1	1	90	1	0	2	2	0	0	1	0	0	0	0
70	FWD	Peri Marosevic	1	0	45	1	0	3	1	1	0	1	0	0	0	0
33	MID	Carl Robinson	7	7	585	1	0	3	1	12	7	0	5	2	0	0
15	DEF	Adrian Serieux	2	2	180	1	0	1	1	2	1	0	0	0	0	0
17	FWD	O'Brian White	2	1	94	1	0	4	2	0	1	1	0	0	0	0
11	MID	Jim Brennan	8	8	717	0	3	3	1	7	6	1	1	3	0	0
20	MID	Amado Guevara	4	3	313	0	3	5	2	4	7	1	10	1	0	0
21	MID	Nick LaBrocca	2	1	135	0	2	1	0	2	0	0	4	0	0	0
3	DEF	Nana Attakora	5	4	424	0	1	3	1	0	1	0	0	0	0	0
2	MID	Sam Cronin	2	2	180	0	0	1	0	2	0	0	0	1	0	0
24	GK	Stefan Frei	5	5	450	0	1	0	0	0	0	0	0	0	0	0
37	FWD	Nicholas Lindsay	1	1	90	0	1	1	0	4	1	0	0	1	0	0
5	DEF	Ashtone Morgan	1	1	90	0	1	0	0	2	1	0	0	0	0	0
23	FWD	Jacob Peterson	2	2	175	0	1	5	2	1	1	0	2	0	0	0
7	FWD	Joao Plata	1	1	90	0	1	7	1	0	0	0	2	0	0	0
32	MID	Laurent Robert	3	3	237	0	1	5	3	2	8	0	11	1	1	0
8	MID	Eric Avila	1	1	90	0	0	1	0	0	2	0	0	0	0	0
19	FWD	Chad Barrett	1	1	45	0	0	1	0	0	0	0	0	0	0	0
25	MID	Danleigh Borman	1	1	90	0	0	0	0	0	1	0	1	0	0	0
2	DEF	Andrew Boyens	2	2	180	0	0	0	0	0	1	0	1	0	0	0
3	DEF	Adam Braz	2	2	152	0	0	0	0	2	5	0	0	2	0	0
12	FWD	Edson Buddle	1	0	30	0	0	1	1	0	0	0	0	0	0	0
23	MID	Miguel Canizalez	2	0	18	0	0	0	0	1	0	1	0	0	0	0
12	DEF	Adrian Cann	2	2	102	0	0	2	1	1	1	0	0	0	0	0
16	MID	Oscar Cordon	1	1	54	0	0	0	0	1	2	0	0	0	0	0
96	FWD	Jeff Cunningham	3	1	107	0	0	4	2	1	3	2	0	1	0	0
23	MID	Terry Dunfield	1	1	55	0	0	0	0	0	0	0	0	0	0	0
12	DEF	Todd Dunivant	3	2	206	0	0	2	1	3	5	0	0	1	0	0
27	DEF	Richard Ekersley	1	1	51	0	0	1	0	0	0	0	0	0	0	0
22	MID	Torsten Frings	1	1	90	0	0	0	0	0	0	0	3	0	0	0
27	D/M	Gabe Gale	2	0	8	0	0	0	0	0	0	0	0	0	0	0
4	DEF	Nick Garcia	2	2	180	0	0	0	0	2	1	0	0	0	0	0
8	MID	Dan Gargan	3	2	216	0	0	1	0	5	0	0	0	1	0	0
10	FWD	Ali Gerba	1	0	17	0	0	0	0	1	0	0	0	0	0	0
8	DEF	Kevin Goldthwaite	1	1	90	0	0	1	1	2	0	0	0	1	0	0
32	DEF	Emmanuel Gomez	1	1	90	0	0	0	0	0	0	0	0	0	0	0
20	DEF	Ty Harden	2	2	139	0	0	0	0	1	1	0	0	0	1	0
5	DEF	Kevin Harmse	2	2	112	0	0	1	1	1	2	0	0	0	1	0
24	MID	Tyler Hemming	1	0	0	0	0	0	0	0	0	0	0	0	0	0
4	DEF	Donell Henry	2	1	46	0	0	0	0	2	0	0	1	0	0	0
34	DEF	Rainis Hecanovics	1	1	45	0	0	0	0	0	2	0	0	0	0	0
3	DEF	Andy Iro	1	1	90	0	0	0	0	4	0	0	0	0	0	0
9	FWD	Ryan Johnson	1	1	90	0	0	1	1	2	0	2	0	0	0	0
30	GK	Milos Kocic	1	1	90	0	0	0	0	0	1	0	0	0	0	0
19	FWD	Andrea Lombardo	3	0	59	0	0	1	0	2	0	1	0	0	0	0
14	FWD	Tyrone Marshall	5	5	411	0	0	1	0	4	2	0	0	1	0	0
33	FWD	Javier Martina	1	1	90	0	0	0	0	0	1	0	1	0	0	0
10	FWD	Mista	1	1	90	0	0	2	0	1	0	2	0	0	0	0
15	MID	Joseph Nane	1	0	28	0	0	1	0	0	0	0	0	0	0	0
7	MID	Ronnie O'Brien	1	1	90	0	0	3	1	3	2	0	2	0	0	0
13	D/M	Chris Pozniak	2	2	182	0	0	0	0	4	0	0	0	0	0	0
10	MID	Rohan Ricketts	3	2	127	0	0	0	0	4	0	0	0	0	0	0
15	MID	Tyler Rosenlund	1	0	7	0	0	0	0	0	0	0	0	0	0	0
21	FWD	Collin Samuel	2	2	165	0	0	5	2	3	7	2	0	0	0	0
22	DEF	Amadou Sanyang	1	1	90	0	0	0	0	1	1	0	0	1	0	0
25	MID	Martin Saric	1	1	62	0	0	0	0	1	0	0	0	0	0	0
23	FWD	Jarrod Smith	2	0	55	0	0	2	2	0	0	0	0	0	0	0
39	GK	Kenny Stamatopoulos	2	2	180	0	0	1	0	0	1	0	0	0	0	0
10	MID	Alen Stevanovic	1	1	90	0	0	1	0	0	1	0	0	0	0	0
15	MID	Matt Stinson	1	1	39	0	0	0	0	1	1	0	0	0	0	0
4	GK	Greg Sutton	4	4	360	0	0	0	0	0	1	0	0	0	0	0
22	MID	Tony Tchani	1	1	90	0	0	1	0	0	1	0	0	0	0	0
28	DEF	Olivier Tebily	1	0	39	0	0	0	0	0	0	0	0	0	0	0
4	DEF	Marco Velez	4	4	360	0	0	1	0	3	0	0	0	0	0	0
8	FWD	Pablo Vitti	2	1	135	0	0	2	0	3	5	0	0	0	0	0
7	MID	Andy Welsh	1	1	90	0	0	0	0	0	3	0	0	0	0	0
16	DEF	Marvell Wynne	7	7	630	0	0	3	1	9	7	0	0	0	0	0
28	MID	Gianluca Zavarise	1	0	24	0	0	1	0	0	1	0	0	0	0	0
TEAM TOTALS			12	12	1080	17	17	126	49	155	148	32	44	25	3	0
OPPONENT TOTALS			12	12	1080	26	20	136	70	148	155	39	57	22	1	0

GAME-WINNING GOALS: Dwayne De Rosario 2, Danny Dichio 1

GAME-WINNING ASSISTS: Jacob Peterson 1, Nicholas Lindsay 1, Sam Cronin 1, Jim Brennan 1

PENALTY KICK GOALS/ATTEMPTS: None

UNF	POS	GOALKEEPER	GP	GS	MIN	SHTS	SV	GA	GAA	PG	PA	W	L	T	SO	O'TIME
24	GK	Stefan Frei	5	5	450	27	16	10	2.00	2	2	1	2	2	1	0-0-0
30	GK	Milos Kocic	1	1	90	7	5	2	2.00	1	1	1	0	0	0	0-0-0
1	GK	Greg Sutton	4	4	360	26	17	9	2.25	2	2	1	3	0	1	0-0-0
39	GK	Kenny Stamatopoulos	2	2	180	10	5	5	2.50	0	0	0	2	0	0	0-0-0
TEAM TOTALS			12	12	1080	70	43	26	2.17	5	5	3	7	2	2	0-0-0
OPPONENT TOTALS			12	12	1080	49	31	17	1.42	0	0	7	3	2	3	0-0-0





FC DALLAS



FC DALLAS

FC Dallas Stadium
9200 World Cup Way, Suite 202
Frisco, Texas 75033
P: 469-365-0000
F: 214-705-6799
www.FCDallas.com

CHIEF CLUB OFFICIALS

Investor/Operator: Hunt Sports Group
Hunt Sports Group Chairman: Clark K. Hunt
Hunt Sports Group President: John Wagner
Hunt Sports Group Vice-President: Dan Hunt

MANAGEMENT TEAM

President and CEO: Doug Quinn
Chief Financial Officer: Jimmy Smith
VP Marketing, Communications & Strategic Planning: Kelly Weller
Vice President of Business Development: Matt McInnis
Vice President of Complex Management: Tom Jones
Vice President of Stadium Operations: Nick Shafer
Vice President of FC Dallas Youth: Chris Hayden

TEAM INFORMATION

Head Coach: Schellas Hyndman
Assistant Coach: John Ellinger
Assistant Coach: Marco Ferruzzi
Goalkeeper Coach: Drew Keeshan
Director, Team Admin. & Player Personnel: Bobby Hammond
Equipment Manager: Marcus Owens
Assistant Team Administrator: Daniel Granados

TEAM MEDICAL INFORMATION

Team Doctor: James Walter
Head Athletic Trainer: Josh Watts
Assistant Athletic Trainer: Paul Lombardo
Assistant Athletic Trainer: John Hancock

STADIUM INFORMATION

Press Box Phone: 210-259-7865, 570-764-0294
MLS Capacity: 20,500
Surface: Grass (Bermuda)
Field Dimensions: 117 x 74 yards
Largest Soccer Attendance: 22,531
(FC Dallas vs. Los Angeles Galaxy – 5/18/08)
Team Colors: Republic Red, Lonestar White, Bovine Blue and Shawnee Silver

PRACTICE FACILITIES

adidas Field
Pizza Hut Park
9200 World Cup Way, Suite 202
Frisco, Texas 75033

VISITING TEAM HOTEL

Embassy Suites
7600 John Q Hammons Drive
Frisco, TX 75034
P: (972) 712-7200

BROADCAST INFORMATION

Television Partner: Fox Sports Southwest, TXA 21
Talent: TBD
Spanish Radio: Univision 1270 AM
Talent: Carlos Alvarado

PR DIRECTORY

Director of Public Relations: Leigh Anne Gullett
Office: 469-365-0054
Mobile: 210-259-7865
Email: lgullett@fcdallas.net
Media Services Manager: Jason Minnick
Office: 469-365-0068
Mobile: 570-764-0294
Email: jminnick@fcdallas.net
Digital Content Editor: Mark Norris
Office: 469-365-0009
Mobile: 214-497-5594
Email: mnorris@fcdallas.net

FC DALLAS



TORONTO FC CAREER STATISTICS VS. FC DALLAS (1-6-3)

UNF	POS	PLAYER	GP	GS	MIN	G	A	SHT	SOG	FC	FS	OFF	CK	C	E	CP
33	MID	Carl Robinson	4	4	360	1	3	2	1	9	3	0	2	0	0	0
19	FWD	Chad Barrett	5	5	408	1	1	15	8	6	3	4	0	1	0	0
9	FWD	Danny Dichio	4	2	157	1	1	5	3	5	5	1	0	1	0	0
15	DEF	Adrian Serieux	2	2	180	1	1	1	1	3	2	0	0	0	0	0
16	DEF	Marvell Wynne	2	5	450	1	1	2	1	4	3	0	0	0	0	0
96	FWD	Jeff Cunningham	2	2	177	1	0	4	2	1	4	7	0	1	0	0
14	FWD	Dwayne De Rosario	3	3	244	1	0	5	5	4	4	7	0	1	0	0
29	FWD	Maicon Santos	3	1	158	1	0	7	2	3	2	2	0	0	0	0
6	MID	Maurice Edu	2	2	180	1	0	4	1	3	5	0	0	1	0	0
4	DEF	Marco Velez	3	2	177	1	0	2	2	2	0	0	0	1	1	0
20	MID	Amado Guevara	3	3	258	0	2	5	2	9	5	1	10	0	1	0
6	MID	Julian de Guzman	2	2	180	0	1	2	1	1	2	0	0	0	0	0
8	DEF	Kevin Goldthwaite	1	1	90	0	1	1	1	2	3	0	0	0	0	0
7	FWD	Fuad Ibrahim	3	2	168	0	1	2	0	3	2	0	0	0	0	0
7	MID	Ronnie O'Brien	1	1	89	0	1	1	1	4	0	3	0	0	0	0
7	MID	Andy Welsh	1	1	74	0	1	1	0	2	1	0	0	0	0	0
3	DEF	Nana Attakora	2	1	113	0	0	3	0	0	2	0	0	0	0	0
25	MID	Danleigh Borman	2	2	180	0	0	0	0	5	1	0	0	1	0	0
2	DEF	Andrew Boyens	2	2	180	0	0	0	0	1	1	0	0	0	0	0
3	DEF	Adam Braz	1	1	72	0	0	0	0	1	1	0	0	0	0	0
11	MID	Jim Brennan	6	6	540	0	0	2	0	7	1	2	6	3	0	0
23	MID	Miguel Canizalez	1	0	8	0	0	0	0	1	0	0	0	0	0	0
12	DEF	Adrian Cann	3	3	270	0	0	2	0	4	0	0	0	1	0	0
2	MID	Sam Cronin	2	2	180	0	0	1	0	1	0	0	0	0	0	0
18	GK	Srdjan Djekanovic	1	1	90	0	0	0	0	0	0	0	0	0	0	0
12	DEF	Todd Dunivant	1	1	90	0	0	0	0	0	0	0	0	0	0	0
27	DEF	Richard Eckerley	1	1	90	0	0	0	0	2	2	0	0	1	0	0
2	D/M	Hunter Freeman	1	1	90	0	0	0	0	3	3	0	0	1	0	0
24	GK	Stefan Frei	6	6	540	0	0	0	0	0	4	0	0	0	0	0
22	MID	Torsten Frings	1	1	90	0	0	2	1	1	0	5	0	0	0	0
27	D/M	Gabe Gala	1	0	16	0	0	0	0	0	0	0	0	0	0	0
4	DEF	Nick Garcia	2	2	180	0	0	0	0	1	0	0	0	0	0	0
8	MID	Dan Gargan	2	2	180	0	0	1	0	5	2	0	0	0	0	0
20	DEF	Ty Harden	2	2	180	0	0	2	2	2	0	0	0	0	0	0
5	DEF	Kevin Harmse	3	2	183	0	0	1	0	2	1	0	0	0	0	0
24	MID	Tyler Hemming	1	0	25	0	0	0	0	0	0	0	0	0	0	0
34	DEF	Ravnis Hiscanovics	1	1	67	0	0	0	0	0	1	0	0	0	0	0
3	DEF	Andy Iro	1	1	90	0	0	1	0	4	1	0	0	1	0	0
3	DEF	Julius James	2	1	66	0	0	1	0	2	0	0	0	0	0	0
9	FWD	Ryan Johnson	1	1	90	0	0	1	0	1	1	0	0	0	0	0
14	FWD	Danny Koevrmans	1	1	90	0	0	3	2	1	1	1	0	0	0	0
21	MID	Nick LaBrocca	2	2	180	0	0	2	0	0	1	1	8	2	0	0
19	FWD	Andrea Lombardo	2	1	127	0	0	3	1	5	1	3	0	1	0	0
14	FWD	Tyrone Marshall	1	2	180	0	0	2	0	1	1	0	0	1	0	0
33	FWD	Javier Martina	1	0	40	0	0	0	0	2	0	0	0	0	0	0
17	FWD	Joey Melo	2	0	19	0	0	0	0	1	0	0	0	1	0	0
10	FWD	Mista	2	0	125	0	0	0	0	0	0	2	0	0	0	0
15	MID	Joseph Nane	1	1	58	0	0	1	0	1	0	0	0	0	0	0
23	FWD	Jacob Peterson	3	1	131	0	0	4	3	0	1	0	2	0	0	0
7	FWD	Joao Plata	2	2	120	0	0	1	1	2	3	3	0	0	0	0
13	D/M	Chris Pozniak	1	1	90	0	0	1	0	2	0	0	0	0	0	0
10	MID	Rohan Ricketts	3	2	166	0	0	1	0	5	3	0	3	0	0	0
32	MID	Laurent Robert	1	1	90	0	0	2	1	1	1	0	6	0	0	0
15	MID	Tyler Rosenlund	1	1	90	0	0	1	1	0	3	0	0	1	0	0
21	FWD	Collin Samuel	1	1	90	0	0	1	1	2	6	0	0	0	0	0
22	DEF	Amadou Sanyang	1	1	55	0	0	0	0	0	3	0	0	1	0	0
25	MID	Martin Saric	1	1	89	0	0	0	0	2	3	0	0	1	1	0
23	FWD	Jarrod Smith	2	0	49	0	0	0	0	1	0	1	0	0	0	0
13	FWD	Johann Smith	1	1	83	0	0	1	0	0	2	1	0	0	0	0
18	FWD	Nick Soolsma	2	1	92	0	0	0	0	1	1	0	0	0	0	0
39	GK	Kenny Stamatopoulos	1	1	90	0	0	0	0	0	0	0	0	0	0	0
10	MID	Allen Stevanovic	1	1	71	0	0	1	1	0	0	1	0	0	0	0
11	D/M	Nathan Sturgis	1	1	56	0	0	0	0	0	1	0	0	0	0	0
1	GK	Greg Sutton	2	2	180	0	0	0	0	0	1	0	0	0	0	0
22	MID	Tony Tchani	1	1	90	0	0	2	2	2	2	0	0	0	0	0
33	DEF	Maksim Usanov	1	1	90	0	0	0	0	3	1	1	0	0	0	0
55	DEF	Eddy Viator	1	1	90	0	0	0	0	0	0	0	0	1	0	0
8	FWD	Pablo Vitti	2	0	17	0	0	0	0	0	0	1	0	0	0	0
17	FWD	O'Brian White	1	1	90	0	0	2	1	1	1	0	0	0	0	0
31	DEF	Dicoy Williams	1	1	90	0	0	1	0	1	0	0	0	0	0	0
19	DEF	Mikael Yourassowsky	2	1	73	0	0	0	0	0	2	1	0	0	0	0
28	MID	Gianluca Zavarise	1	0	20	0	0	0	0	0	0	0	0	0	0	0
TEAM TOTALS			10	10	900	10	14	107	50	142	108	38	47	24	3	0
OPPONENT TOTALS			10	10	900	14	7	129	54	108	142	41	44	17	1	0

GAME-WINNING GOALS: Maurice Edu 1

GAME-WINNING ASSISTS: None

PENALTY KICK GOALS/ATTEMPTS: None

UNF	POS	GOALKEEPER	GP	GS	MIN	SHTS	SV	GA	GAA	PG	PA	W	L	T	SO	O'TIME
18	GK	Srdjan Djekanovic	1	1	90	4	4	0	0.00	0	0	1	0	0	1	0-0-0
24	GK	Stefan Frei	6	6	540	28	19	8	1.33	2	2	0	4	2	0	0-0-0
39	GK	Kenny Stamatopoulos	1	1	90	4	2	2	2.00	2	2	0	1	0	0	0-0-0
1	GK	Greg Sutton	2	2	180	18	14	4	2.00	2	2	0	1	1	0	0-0-0
TEAM TOTALS			10	10	900	54	39	14	1.40	6	6	1	6	3	1	0-0-0
OPPONENT TOTALS			10	10	900	50	36	10	1.00	0	0	6	1	3	5	0-0-0



TORONTOFC.ca



HOUSTON DYNAMO



HOUSTON DYNAMO

1001 Avenida de las Americas, Suite 200
Houston, TX 77010
(713) 276-7500

www.HoustonDynamo.com

CHIEF CLUB OFFICIALS

Investor/Operators: AEG, Brenner International Group,
Golden Boy Promotions
President, Business Operations: Chris Canetti
Senior Vice President: Rocky Harris
Senior Vice President, Business Development: Steven Powell

TEAM INFORMATION

Head Coach: Dominic Kinnear
Assistant Coaches: Wade Barrett, Steve Ralston
Goalkeepers Coach: Tim Hanley
Director, Soccer Operations: Nick Kowba
Equipment Manager: Michael Porter

TEAM MEDICAL INFORMATION

Head Athletic Trainer: Theron Enns
Assistant Athletic Trainer: Shane Caron
Head Team Physician: Kaare Kolstad, M.D.
Official Hospital: The Methodist Hospital System

STADIUM INFORMATION

BBVA Compass Stadium
2200 Texas Avenue
Houston, TX 77003
MLS Capacity: 22,000
Surface: Grass
Field Dimensions: 115 x 75 yards

PRACTICE FACILITIES

Houston Amateur Sports Park
12131 Kirby Dr. Houston, TX 77045

VISITING TEAM HOTEL

Hyatt Regency Downtown
1200 Louisiana St.
Houston TX 77002

BROADCAST INFORMATION

English TV: KPRC, Fox Sports Houston
Talent: Play-by-play – Glenn Davis;
Analyst – Eddie Robinson (select games); Sideline – David Nuño
English Radio: SportsTalk 790 AM
Talent: Play-by-play – Matt Pedersen;
Analyst – Eddie Robinson (select games)
Spanish TV: MultiMedios 43
Talent: Play-by-play – Ernesto Chavana;
Analysts – Willie Gonzalez Heliodoro Hinojosa
Spanish Radio: La Ranchera 850 AM
Talent: Play-by-play – Daniel Mejia

PR DIRECTORY

Senior Director, Communications: Lester Gretsich
Office: (713) 276-7522
Cell: (832) 633-0632
E-mail: lgretsich@HoustonDynamo.com

Communications Manager: Matt Pedersen
Office: (713) 276-7520
Cell: (832) 794-8673
E-mail: mpedersen@HoustonDynamo.com

Senior Digital Content Producer: Jonathan Kaplan
Office: (713) 276-7588
Cell: (516) 965-4664
Email: jkaplan@HoustonDynamo.com

Department E-mail: press@HoustonDynamo.com

HOUSTON DYNAMO



TORONTO FC CAREER STATISTICS VS. HOUSTON DYNAMO (3-3-4)																
UNF	POS	PLAYER	GP	GS	MIN	G	A	SHT	SOG	FC	FS	OFF	CK	C	E	CP
14	FWD	Dwayne De Rosario	4	4	360	3	0	16	13	4	5	4	0	1	0	0
7	FWD	Joao Plata	2	2	179	1	1	2	2	1	4	0	0	0	0	0
16	DEF	Marvell Wynne	6	6	540	1	1	2	2	3	7	1	0	0	0	0
96	FWD	Jeff Cunningham	1	1	90	1	0	2	1	0	2	1	0	0	0	0
29	FWD	Maicon Santos	2	1	90	1	0	2	1	4	0	2	0	0	1	0
8	MID	Dan Gargan	4	3	271	1	0	1	1	3	2	0	0	0	0	0
7	MID	Andy Welsh	1	1	83	1	0	1	1	0	1	0	0	0	0	0
21	MID	Nick LaBrocca	2	2	161	0	2	0	0	0	1	0	4	0	0	0
9	FWD	Danny Dichio	4	2	198	0	1	3	0	6	3	0	0	0	0	0
7	FWD	Fuad Ibrahim	3	0	46	0	1	1	0	0	1	0	4	0	0	0
7	MID	Ronnie O'Brien	2	2	163	0	1	3	1	1	1	0	2	0	0	0
18	FWD	Nick Soolsma	2	1	111	0	1	2	0	0	1	0	0	0	0	0
3	DEF	Nana Attakora	3	3	270	0	0	1	0	2	2	0	0	1	0	0
19	FWD	Chad Barrett	5	5	361	0	0	13	4	5	2	1	0	1	0	0
25	MID	Danleigh Borman	1	1	59	0	0	0	0	0	1	0	0	0	0	0
2	DEF	Andrew Boyens	2	2	180	0	0	0	0	2	2	0	0	0	0	0
3	DEF	Adam Braz	1	0	7	0	0	0	0	0	0	0	0	0	0	0
11	MID	Jim Brennan	6	6	540	0	0	0	0	5	2	0	0	2	0	0
12	FWD	Edson Buddle	1	1	90	0	0	2	1	3	0	0	0	0	0	0
12	DEF	Adrian Cann	3	3	270	0	0	0	0	4	3	0	0	0	0	0
2	MID	Sam Cronin	1	1	90	0	0	0	0	0	0	0	0	0	0	0
6	MID	Julian de Guzman	3	3	243	0	0	4	2	3	5	0	0	0	1	0
18	GK	Srdjan Djekanovic	1	1	90	0	0	0	0	0	0	0	0	0	0	0
12	DEF	Todd Dunivant	2	2	135	0	0	0	0	0	0	0	1	0	0	0
27	DEF	Richard Eckersley	2	2	180	0	0	0	0	6	2	0	0	2	0	0
6	MID	Maurice Edu	2	2	132	0	0	0	0	6	1	0	0	0	1	0
10	FWD	Alecko Eskandarian	1	1	85	0	0	1	1	3	3	0	0	1	0	0
2	D/M	Hunter Freeman	1	1	90	0	0	1	0	1	2	0	0	0	0	0
24	GK	Stefan Frei	6	6	540	0	0	0	0	0	1	0	0	0	0	0
27	D/M	Gabe Gala	1	0	19	0	0	0	0	1	0	0	0	0	0	0
4	DEF	Nick Garcia	2	2	170	0	0	0	0	4	2	0	0	2	0	0
26	DEF	Matt Gold	1	0	14	0	0	0	0	0	0	0	0	0	0	0
8	DEF	Kevin Goldthwaite	1	1	90	0	0	0	0	1	2	0	0	0	0	0
21	FWD	Alan Gordon	1	1	90	0	0	1	0	5	1	0	0	1	0	0
20	MID	Amado Guevara	3	3	270	0	0	8	2	6	2	0	14	1	0	0
20	DEF	Ty Harden	2	2	180	0	0	0	0	2	1	0	0	0	0	0
5	DEF	Kevin Harmse	3	2	205	0	0	0	0	2	1	0	0	0	0	0
3	DEF	Julius James	1	1	90	0	0	0	0	1	1	0	0	0	0	0
19	FWD	Andrea Lombardo	2	0	59	0	0	1	1	3	4	0	0	0	0	0
14	FWD	Tyrone Marshall	3	2	225	0	0	0	0	2	5	0	0	1	0	0
33	FWD	Javier Martina	1	1	90	0	0	0	0	0	0	0	0	0	0	0
15	MID	Joseph Nane	1	1	45	0	0	0	0	2	1	0	0	0	0	0
23	FWD	Jacob Peterson	4	3	204	0	0	4	1	0	2	0	3	0	0	0
13	D/M	Chris Pozniak	2	0	63	0	0	0	0	2	2	0	0	1	0	0
10	MID	Rohan Ricketts	3	2	155	0	0	0	0	1	2	0	0	0	0	0
32	MID	Laurent Robert	1	0	45	0	0	2	1	0	1	0	1	0	0	0
33	MID	Carl Robinson	6	6	515	0	0	0	0	12	9	0	1	2	0	0
21	FWD	Collin Samuel	1	1	56	0	0	1	1	2	2	0	0	0	0	0
22	DEF	Amadou Sanyang	1	1	90	0	0	0	0	3	1	0	0	1	1	0
25	MID	Martin Saric	1	0	45	0	0	0	0	2	1	0	0	0	0	0
15	DEF	Adrian Serieux	2	2	126	0	0	0	0	4	1	0	0	1	0	0
23	FWD	Jarrod Smith	2	1	104	0	0	1	1	0	0	0	0	0	0	0
13	FWD	Johann Smith	1	0	34	0	0	1	1	0	1	0	0	0	0	0
10	MID	Alen Stevanovic	1	1	75	0	0	3	0	0	0	0	0	0	0	0
1	GK	Greg Sutton	3	3	270	0	0	0	0	0	2	0	0	0	0	0
22	MID	Tony Tchani	2	2	180	0	0	1	0	1	1	0	0	0	0	0
33	DEF	Maksim Usanov	1	1	90	0	0	0	0	0	0	0	0	0	0	0
4	DEF	Marco Velez	3	2	91	0	0	1	0	1	1	0	0	0	0	0
8	FWD	Pablo Vitti	2	1	134	0	0	4	2	3	1	0	0	1	0	0
17	FWD	O'Brian White	2	0	64	0	0	1	0	2	0	0	0	1	0	0
31	DEF	Dicoy Williams	1	1	90	0	0	0	0	3	0	0	0	1	0	0
19	DEF	Mikael Yourassowsky	2	2	180	0	0	1	0	2	2	0	1	1	0	0
28	MID	Gianluca Zavarise	1	0	31	0	0	0	0	0	1	0	0	0	0	0
TEAM TOTALS			10	10	900	9	8	88	40	130	114	12	31	24	3	0
OPPONENT TOTALS			10	10	900	13	13	134	55	114	130	37	49	10	1	0

GAME-WINNING GOALS: Andy Welsh 1, Maicon Santos 1, Dwayne De Rosario 1

GAME-WINNING ASSISTS: Nick Soolsma 1, Joao Plata 1, Ronnie O'Brien 1, Nick LaBrocca 1

PENALTY KICK GOALS/ATTEMPTS: Joao Plata 1-1

UNF	POS	GOALKEEPER	GP	GS	MIN	SHTS	SV	GA	GAA	PG	PA	W	L	T	SO	O'TIME
18	GK	Srdjan Djekanovic	1	1	90	4	4	0	0.00	0	0	0	0	1	1	0-0-0
1	GK	Greg Sutton	3	3	270	18	13	4	1.33	0	0	1	1	1	1	0-0-0
24	GK	Stefan Frei	6	6	540	33	23	9	1.50	0	0	2	2	2	0	0-0-0
TEAM TOTALS			10	10	900	55	40	13	1.30	0	0	3	3	4	2	0-0-0
OPPONENT TOTALS			10	10	900	40	30	9	0.90	1	1	3	3	4	3	0-0-0



LOS ANGELES GALAXY



FRONT OFFICE ADDRESS

18400 Avalon Blvd.
Suite 200
Carson, CA 90746
General E-mail: customerservice@lagalaxy.com
310-630-2200 (General Phone)
310-630-2250 (General Fax)

CHIEF CLUB OFFICIALS

Investor/Operator: AEG
Chief Operating Officer, AEG: Chris McGowan
Vice President: Chris Klein

TEAM INFORMATION

General Manager and Head Coach: Bruce Arena
Associate Head Coach: Dave Sarachan
Assistant Coach and Reserve Team Head Coach: Curt Onalfo
Assistant Coach: Jovan Kirovski
Goalkeeper Coach: Ian Feuer
Director of Soccer Operations: David Kammarman
Head Athletic Trainer: Armando Rivas
Assistant Athletic Trainer: Kurt Andrews
Chiropractor/Active Release Specialist: Shunta Shimizu
Strength and Conditioning Coach: Ben Yauss
Equipment Manager: Raul Vargas
Equipment Coordinator: Rafael Verdin
Team Administrator: Shant Kasparian

TEAM MEDICAL INFORMATION

Santa Monica Orthopaedic Group
Team Doctors:
Dr. Bert Mandelbaum
Dr. Byron Patterson

STADIUM INFORMATION

The Home Depot Center
18400 Avalon Blvd.
Carson, CA 90746
Capacity: 27,000
Field size: 120'x75'
Largest attendance for an MLS game: 30,281 (MLS Cup 2011)
Press Box Phone Number: 310-630-2288
Press Box Fax: 310-630-2289

PRACTICE FACILITY

The Home Depot Center
18400 Avalon Blvd.
Carson, CA 90746

VISITING TEAM HOTEL

Torrance Marriott South Bay
3635 Fashion Way
Torrance, CA 90503
Telephone: 310-316-3636
Fax: 310-543-6076

BROADCAST INFORMATION

English TV: Time Warner Cable Sports Net/KDOC-TV
Talent: Mark Rogondino (play-by-play) and Cobi Jones (analyst)
Spanish TV: Time Warner Cable Deportes/KWHY-TV Channel 22
Talent: Adrian Garcia Marquez (play-by-play) and Francisco Pinto (analyst)
English Radio: AM 570 and KTLK 1150 AM
Talent: Joe Tutino (play-by-play) and Ralph Perez (analyst)
Spanish Radio: ESPN Deportes KWKW 1330 AM
Talent: Rolando Gonzalez (play-by-play) and Armando Aguayo (analyst)

PR DIRECTORY

Justin Pearson, Senior Manager of Communications
Office: 310-630-2216
Cell: 310-617-2198
jpearson@lagalaxy.com
Jaime Cárdenas, Communications Coordinator
Office: 310-630-2215
Cell: 310-995-8561
jcardenas@lagalaxy.com

LOS ANGELES GALAXY



TORONTO FC CAREER STATISTICS VS. LA GALAXY (2-3-5)

UNF	POS	PLAYER	GP	GS	MIN	G	A	SHT	SOG	FC	FS	OFF	CK	C	E	CP
96	FWD	Jeff Cunningham	3	2	205	2	0	5	3	1	2	13	0	1	0	0
9	FWD	Danny Dichio	2	2	155	2	0	5	4	3	4	2	0	0	0	0
21	FWD	Alan Gordon	1	0	47	2	0	3	2	4	2	1	0	1	0	0
3	DEF	Julius James	1	0	75	1	0	2	1	1	0	0	0	0	0	0
21	FWD	Collin Samuel	2	2	171	1	0	9	7	3	3	0	0	0	0	0
23	FWD	Jarrod Smith	2	2	180	1	0	2	1	5	2	0	0	0	0	0
25	MID	Danleigh Borman	2	2	180	0	1	1	0	1	1	0	0	1	0	0
20	MID	Amado Guevara	2	2	180	0	1	2	0	2	2	0	6	1	0	0
13	D/M	Chris Pozniak	2	2	180	0	1	2	1	3	2	0	0	0	0	0
10	MID	Rohan Ricketts	2	1	124	0	1	3	2	2	5	0	1	0	0	0
32	MID	Laurent Robert	1	1	89	0	1	3	1	0	0	0	3	0	0	0
3	DEF	Nana Attakora	4	3	273	0	0	0	0	7	2	0	0	0	0	0
19	FWD	Chad Barrett	4	3	271	0	0	3	2	2	2	6	0	0	0	0
3	DEF	Adam Braz	2	2	180	0	0	1	0	2	0	0	0	1	0	0
11	MID	Jim Brennan	5	5	416	0	0	5	2	3	1	0	0	0	0	0
23	MID	Miguel Canizalez	1	0	23	0	0	0	0	0	0	0	0	0	0	0
12	DEF	Adrian Cann	3	3	270	0	0	0	0	2	2	0	0	0	0	0
16	MID	Oscar Cordon	1	0	11	0	0	0	0	0	0	0	0	0	0	0
2	MID	Sam Cronin	3	3	259	0	0	1	0	0	0	0	0	0	0	0
6	MID	Julian de Guzman	3	2	186	0	0	1	0	4	8	0	0	1	0	0
14	FWD	Dwayne De Rosario	4	4	340	0	0	11	5	5	2	11	6	0	0	0
29	FWD	Maicon Santos	1	1	90	0	0	8	1	1	0	0	0	0	0	0
12	DEF	Todd Dunivant	4	3	287	0	0	2	1	2	2	1	4	0	0	0
27	DEF	Richard Eckersley	1	1	90	0	0	0	0	2	2	0	1	0	0	0
6	MID	Maurice Edu	3	3	270	0	0	3	1	10	9	0	0	2	0	0
18	GK	Brian Edwards	1	1	90	0	0	0	0	0	0	0	0	0	0	0
5	DEF	Lesly Fellingga	1	0	19	0	0	0	0	1	0	0	0	0	0	0
24	GK	Stefan Frei	6	6	540	0	0	0	0	0	2	0	0	0	0	0
27	D/M	Gabe Gala	3	1	106	0	0	1	0	2	0	0	2	0	0	0
4	DEF	Nick Garcia	2	2	180	0	0	0	0	3	5	0	0	1	0	0
8	MID	Dan Gargan	2	2	180	0	0	0	0	1	0	0	0	0	0	0
10	FWD	Ali Gerba	1	1	71	0	0	2	1	0	2	2	0	0	0	0
32	DEF	Emmanuel Gomez	1	0	4	0	0	0	0	0	0	0	0	0	0	0
20	DEF	Ty Harden	2	2	180	0	0	1	0	0	0	0	0	0	0	0
5	DEF	Kevin Harmse	2	2	180	0	0	2	0	2	1	0	0	2	0	0
24	MID	Tyler Hemming	1	1	90	0	0	0	0	1	0	0	0	0	0	0
4	DEF	Donell Henry	1	1	90	0	0	0	0	1	1	0	0	1	0	0
34	DEF	Raivis Hscanovics	1	1	90	0	0	0	0	2	0	0	0	0	0	0
21	MID	Nick LaBrocca	2	2	153	0	0	4	0	0	1	0	3	0	0	0
19	FWD	Andrea Lombardo	1	1	90	0	0	3	1	1	2	3	0	0	0	0
14	FWD	Tyrone Marshall	3	3	270	0	0	3	0	2	3	0	0	0	0	0
33	FWD	Javier Martina	2	1	86	0	0	1	1	2	0	0	0	1	0	0
15	MID	Joseph Nane	1	0	12	0	0	0	0	0	1	0	0	0	0	0
23	FWD	Jacob Peterson	4	3	231	0	0	0	0	3	1	0	4	0	0	0
7	FWD	Joao Plata	2	0	61	0	0	2	0	0	2	0	0	0	0	0
4	DEF	Marco Roda	2	2	144	0	0	1	1	4	3	0	0	0	1	0
33	MID	Carl Robinson	3	3	270	0	0	2	1	2	1	0	10	1	0	0
15	MID	Tyler Rosenlund	1	0	1	0	0	0	0	0	0	0	0	0	0	0
22	DEF	Amadou Sanyang	2	2	180	0	0	0	0	0	1	0	0	0	0	0
25	MID	Martin Saric	2	2	149	0	0	2	0	0	1	0	0	0	0	0
15	DEF	Adrian Serieux	1	1	90	0	0	0	0	1	0	0	0	0	0	0
13	FWD	Johann Smith	1	0	8	0	0	0	0	0	0	0	0	0	0	0
18	FWD	Nick Soolsma	1	1	89	0	0	2	1	0	1	0	0	0	0	0
39	GK	Kenny Stamatopoulos	2	2	180	0	0	0	0	0	0	0	0	0	0	0
10	MID	Alen Stevanovic	1	1	90	0	0	0	0	4	1	0	0	1	0	0
11	D/M	Nathan Sturgis	1	1	90	0	0	0	0	0	0	0	0	0	0	0
1	GK	Greg Sutton	1	1	90	0	0	0	0	0	0	0	0	0	0	0
22	MID	Tony Tchani	2	2	124	0	0	1	0	3	3	0	0	0	0	0
28	DEF	Olivier Tebily	1	1	15	0	0	0	0	0	0	0	0	0	0	0
33	DEF	Maksim Usanov	1	1	90	0	0	0	0	3	0	0	0	1	1	0
4	DEF	Marco Velez	3	3	270	0	0	1	1	6	6	0	0	0	0	0
8	FWD	Pablo Vitti	2	1	93	0	0	2	1	0	2	0	1	0	0	0
7	MID	Andy Welsh	1	0	9	0	0	1	1	0	0	0	1	0	0	0
17	FWD	O'Brian White	2	1	73	0	0	1	0	1	1	1	0	0	0	0
16	DEF	Marvell Wynne	4	4	360	0	0	0	0	3	2	0	0	0	0	0
19	DEF	Mikael Yourassowsky	2	1	115	0	0	2	1	2	2	0	0	0	0	0
28	MID	Gianluca Zavarise	1	1	79	0	0	1	1	0	4	2	0	0	0	0
TEAM TOTALS			10	10	900	9	5	107	45	112	112	46	44	16	2	0
OPPONENT TOTALS			10	10	900	10	10	101	40	112	112	37	29	13	1	0

GAME-WINNING GOALS: Julius James 1, Jeff Cunningham 1
GAME-WINNING ASSISTS: Laurent Robert 1, Rohan Ricketts 1
PENALTY KICK GOALS/ATTEMPTS: None

UNF	POS	GOALKEEPER	GP	GS	MIN	SHTS	SV	GA	GAA	PG	PA	W	L	T	SO	O'TIME
18	GK	Brian Edwards	1	1	90	1	1	0	0.00	0	0	1	0	0	1	0-0-0
24	GK	Stefan Frei	6	6	540	26	20	6	1.00	0	0	0	2	4	3	0-0-0
39	GK	Kenny Stamatopoulos	2	2	180	7	5	2	1.00	1	1	0	1	1	1	0-0-0
1	GK	Greg Sutton	1	1	90	6	4	2	2.00	1	1	1	0	0	0	0-0-0
TEAM TOTALS			10	10	900	40	30	10	1.00	2	2	2	3	5	5	0-0-0
OPPONENT TOTALS			10	10	900	45	36	9	0.90	0	0	3	2	5	5	0-0-0



MONTREAL IMPACT



FRONT OFFICE ADDRESS

Montreal Impact
4750 Sherbrooke East Street
Montreal, QC, Canada H1V 3S8
Office: 514.328.3668
Fax: 514.328.1287
Email: info@impactmontreal.com
www.impactmontreal.com

CHIEF CLUB OFFICIALS

Owners: Saputo Family
President: Joey Saputo
Executive Vice-President: Richard Legendre

TEAM INFORMATION

Head Coach: Jesse Marsch
Assistant Coach: Mike Sorber
Assistant Coach: Denis Hamlett
Assistant Coach: Mauro Biello
Goalkeeper Coach: Preston Burpo
Physical Preparation Coach: Adam Rotchstein
Sporting Director: Nick De Santis
Director of Soccer Operations: Matt Jordan
Director of Montreal Impact Academy: Philippe Eullaffroy
Team Manager: Adam Braz
Team Administrator: Daniel Pozzi
Equipment Coordinator: Remy Eyckerman
Equipment Manager – First Team: Aldo Ricciuti

TEAM MEDICAL INFORMATION

Team Doctor: Dr. Scott Delaney
Head Athletic Trainer: Jean-Sébastien Rondeau
Assistant Athletic Trainer: Vincent Roof-Racine

STADIUM INFORMATION

Stade Saputo
4750 Sherbrooke East Street
Montreal, QC, Canada H1V 3S8
Capacity: 20,341
Field Size: 77 yards x 120 yards

Stade olympique / Olympic Stadium
4545 Pierre-de-Coubertin Street
Montreal, QC, Canada H1V 3N7
Capacity: 58,000
Field Size: 77 yards x 120 yards

PRACTICE FACILITIES

Complexe sportif Claude-Robillard
1000, Émile-Journault Street
Montreal, QC, Canada H2M 2E7

Complexe sportif Marie-Victorin
7000 Maurice-Duplessis Street
Montreal, QC, Canada H1G 0A1

VISITING TEAM HOTEL

Le Centre Sheraton Montreal Hotel
1201, Rene-Levesque West
Montreal, QC, H3B 2L7
Main: 514.878.2000
Fax: 514.878.3958
www.sheratoncentremontreal.com

BROADCAST INFORMATION

Local TV: French – TVA Sports, RDS, English – TSN
Local Radio: French – TBD, English – TBD

PR DIRECTORY

Patrick Vallée
Director of Communications
Office: (514) 328-3668, Ext. 227
patrick.vallee@impactmontreal.com

Eric Forest
Coordinator, Communications
Office: (514) 328-3668, Ext. 267
eric.forest@impactmontreal.com

Joey Strizzi
Communications English Editor
Office: (514) 328-3668, Ext. 428
joey.strizzi@impactmontreal.com

Yvan Delia-Lavictoire
Digital Content Manager
yvan.delia-lavictoire@impactmontreal.com

PR Email: communications@impactmontreal.com
PR Info Line: 514-328-9959
Twitter: [@impactmontreal](https://twitter.com/impactmontreal)
facebook.com/impactmontreal
youtube.com/ImpactMontrealFC





NEW ENGLAND REVOLUTION



NEW ENGLAND REVOLUTION

Gillette Stadium
One Patriots Place
Foxborough, MA 02035
(877) 438-7387
www.revolutionsoccer.net

CHIEF CLUB OFFICIALS

Investor/Operators: Robert K. Kraft,
Jonathan A. Kraft and the Kraft Family
President: Brian Bilello
General Manager: Michael Burns

TEAM INFORMATION

Head Coach: Jay Heaps
Assistant Coaches: Jay Miller, TBA
Goalkeepers Coach: Remi Roy
Strength & Conditioning Coach: Nick Downing
Soccer Operations Manager: Nick Kropelin
Soccer Operations Coordinator: Jason Gove
Equipment Manager: Scott Emmens

TEAM MEDICAL INFORMATION

Head Athletic Trainer: Sean Kupiec
Assistant Athletic Trainer: Evan Allen
Massage Therapist: Glenn O'Connor
Team Chiropractor: Dr. Michael Weinman
Head Team Physician: Scott Martin, M.D.
Team Physicians: Luke Oh, M.D. (orthopedist), Patty Gibbons, M.D. (head team internist), Stuart Klein, M.D. (team internist)
Primary Hospital: Massachusetts General Hospital (Boston, Mass.)

STADIUM INFORMATION

Gillette Stadium
One Patriot Place, Foxborough, MA 02035
Press Box Phone Number: (508) 384-1960
MLS Capacity: 20,000 (expandable)
Surface: FieldTurf Duraspine PRO
Field Dimensions: 106 x 75 yards
Largest Soccer Attendance: 67,584
(Brazil vs. Mexico, Sept. 12, 2007)
Team Colors: Blue, white and red

PRACTICE FACILITIES

Gillette Stadium Practice Fields and Dana Farber Field-House
Gillette Stadium
One Patriot Place
Foxborough, MA 02035

VISITING TEAM HOTEL

Renaissance Hotel & Spa at Patriot Place
28 Patriot Place
Foxborough, MA 02035
(508) 543-5500

BROADCAST INFORMATION

Television Partner (English): Comcast SportsNet New England
Talent: Play-by-play – Brad Feldman; Analyst – Jeff Causey;
Sideline – Damon Amendolara
English Radio: 98.5 The Sports Hub
Talent: Play-by-play – Brad Feldman; Analyst – Jeff Causey;
Sideline – Damon Amendolara

PR DIRECTORY

Director of Communications: Lizz Summers
Office: (508) 549-0496
Mobile: (617) 571-2219
Email: lizzs@revolutionsoccer.net

Communications Coordinator: Missy Wade
O: (508) 384-4372
C: (508) 505-8648
E: missyw@revolutionsoccer.net

Communications Coordinator: Tim Miller
Office: (508) 549-0468
Mobile: (508) 455-7551
Email: timm@revolutionsoccer.net

Digital Content Manager: Jason Dalrymple
Office: (508) 384-4334
Mobile: (508) 400-2127
Email: jdalrymple@revolutionsoccer.net

Staff Writer & Online Host: Jeff Lemieux
Office: (508) 549-0185
Mobile: (508) 958-1370
Email: jlemieux@revolutionsoccer.net

Digital Content Assistant: Jeff Wroblewski
Office: (508) 549-0508
Mobile: (774) 254-4026
Email: jeffreyw@revolutionsoccer.net

PR Email: media@revolutionsoccer.net

Twitter: @NERevolution

Facebook: facebook.com/NERevolution

Flickr: flickr.com/NERevolution

YouTube: youtube.com/NERevolutionSoccer

Instagram: instagr.am/NERevolution

NEW ENGLAND REVOLUTION



TORONTO FC CAREER STATISTICS VS. NEW ENGLAND REVOLUTION (2-4-5)																
UNF	POS	PLAYER	GP	GS	MIN	G	A	SHT	SOG	FC	FS	OFF	CK	C	E	CP
14	FWD	Dwayne De Rosario	3	3	270	3	0	14	6	2	5	1	4	0	0	0
19	FWD	Chad Barrett	5	4	339	2	1	10	6	9	2	4	0	2	1	0
20	MID	Amado Guevara	3	3	266	2	0	6	3	3	5	1	9	2	0	0
9	FWD	Danny Dichio	4	3	273	1	2	3	3	6	5	6	1	0	0	0
14	FWD	Danny Koevems	1	1	90	1	1	5	3	1	0	0	0	0	0	0
21	FWD	Collin Samuel	1	1	90	1	0	5	4	0	1	0	0	0	0	0
18	FWD	Nick Soolsma	2	2	157	1	0	4	2	0	1	0	4	0	0	0
8	MID	Eric Avila	1	0	62	0	1	0	0	0	1	0	0	0	0	0
2	MID	Sam Cronin	3	3	239	0	1	3	1	1	0	0	1	0	0	0
6	MID	Julian de Guzman	2	1	85	0	1	0	2	4	0	0	0	0	0	0
4	DEF	Nick Garcia	3	3	270	0	1	0	0	1	0	0	0	0	0	0
10	MID	Rohan Ricketts	3	2	154	0	1	3	1	3	0	1	0	0	0	0
33	MID	Carl Robinson	7	7	630	0	1	4	2	14	3	0	8	1	0	0
28	MID	Gianluca Zavarise	2	0	39	0	1	0	0	1	0	0	0	1	1	0
3	DEF	Nana Attakora	2	2	180	0	0	1	1	0	1	0	0	0	0	0
25	MID	Danleigh Borman	1	1	90	0	0	0	1	1	0	0	0	0	0	0
2	DEF	Andrew Boyens	3	3	270	0	0	0	4	2	0	0	0	0	0	0
11	MID	Jim Brennan	6	6	536	0	0	4	2	5	0	3	0	1	0	0
12	FWD	Edson Buddle	1	1	86	0	0	1	0	2	1	0	0	1	0	0
23	MID	Miguel Canizalez	1	1	57	0	0	0	0	0	3	0	1	0	0	0
12	DEF	Adrian Cann	1	1	90	0	0	0	0	0	1	0	0	0	0	0
9	FWD	Conor Casey	1	0	33	0	0	0	0	2	0	0	0	0	0	0
16	MID	Oscar Gordon	1	0	34	0	0	2	1	0	0	0	0	0	0	0
96	FWD	Jeff Cunningham	3	2	169	0	0	4	4	0	3	3	0	0	0	0
18	GK	Srdjan Djekanic	1	1	90	0	0	0	0	1	0	0	0	1	0	0
29	FWD	Maicon Santos	1	1	56	0	0	2	0	1	2	0	0	0	0	0
23	MID	Terry Dunfield	1	0	35	0	0	1	0	1	0	1	0	0	0	0
12	DEF	Todd Dunivant	1	0	90	0	0	0	0	2	1	0	0	0	0	0
27	DEF	Richard Ekersley	1	1	90	0	0	0	0	0	3	0	0	0	0	0
6	MID	Maurice Edu	3	3	270	0	0	1	0	11	4	0	0	1	0	0
18	GK	Brian Edwards	1	1	90	0	0	0	0	0	0	0	0	0	0	0
10	FWD	Alecko Eskandarian	1	1	90	0	0	4	3	2	2	0	1	0	0	0
24	GK	Stefan Frei	5	5	450	0	0	0	0	0	6	0	1	0	0	0
22	MID	Torsten Frings	1	0	90	0	0	0	0	0	2	1	0	0	0	0
27	D/M	Gabe Gale	1	0	8	0	0	0	0	0	0	0	0	0	0	0
8	MID	Dan Gargan	2	2	180	0	0	0	0	2	3	0	0	1	0	0
10	FWD	Ali Gerba	1	1	76	0	0	2	1	3	0	4	0	1	0	0
8	DEF	Kevin Goldthwaite	1	1	90	0	0	0	0	3	0	0	0	1	0	0
32	DEF	Emmanuel Gomez	1	0	4	0	0	0	0	0	0	0	0	0	0	0
21	FWD	Alan Gordon	1	0	90	0	0	7	3	1	3	1	0	0	0	0
20	DEF	Ty Harden	2	2	180	0	0	0	0	3	1	0	0	0	0	0
5	DEF	Kevin Harmse	2	1	65	0	0	0	0	0	2	0	0	0	0	0
24	MID	Tyler Hemming	1	1	90	0	0	0	0	0	2	0	0	0	0	0
4	DEF	Donell Henry	1	1	90	0	0	1	0	1	0	1	0	0	0	0
34	DEF	Raivis Hscanovics	2	2	148	0	0	0	0	2	0	0	0	1	0	0
25	FWD	Abbe Ibrahim	1	0	4	0	0	1	1	0	1	4	0	0	0	0
7	FWD	Fuad Ibrahim	3	1	72	0	0	0	0	2	0	1	0	0	0	0
3	DEF	Andy Iro	1	1	90	0	0	3	0	2	0	1	0	0	0	0
3	DEF	Julius James	2	1	115	0	0	1	0	1	1	0	0	0	0	0
9	FWD	Ryan Johnson	1	1	28	0	0	0	0	0	1	0	0	0	0	0
30	GK	Milos Kocic	1	1	90	0	0	0	0	0	0	0	0	0	0	0
21	MID	Nick LaBrocca	1	0	121	0	0	1	0	0	1	0	2	0	0	0
19	MID	Andrea Lombardo	1	1	52	0	0	1	1	3	1	0	0	0	0	0
14	FWD	Tyrone Marshall	3	3	270	0	0	1	0	2	1	0	0	1	0	0
33	FWD	Javier Martina	1	0	18	0	0	1	0	0	0	0	0	0	0	0
5	DEF	Ashlone Morgan	1	1	90	0	0	0	0	3	0	0	0	0	0	0
8	MID	Richard Mulrooney	1	1	90	0	0	1	1	1	0	1	0	0	0	0
17	MID	Paulo Nagamura	1	0	90	0	0	2	1	4	3	0	0	0	0	0
15	MID	Joseph Nane	1	1	90	0	0	1	0	1	1	0	0	0	0	0
7	MID	Ronnie O'Brien	1	1	90	0	0	2	2	1	0	0	4	0	0	0
23	FWD	Jacob Peterson	1	1	82	0	0	0	0	0	3	0	0	0	0	0
7	FWD	Joao Plata	2	2	146	0	0	4	1	1	1	1	0	0	0	0
13	D/M	Chris Pozniak	1	0	38	0	0	1	0	1	0	0	0	0	0	0
4	DEF	Marco Reda	1	1	90	0	0	0	0	1	1	0	0	0	0	0
32	MID	Laurent Robert	1	1	64	0	0	0	0	2	1	1	1	0	0	0
15	MID	Tyler Rosenlund	1	0	29	0	0	0	0	0	1	0	0	0	0	0
22	DEF	Amadou Sanyang	3	2	164	0	0	1	0	6	3	0	0	0	0	0
25	MID	Martin Saric	2	2	180	0	0	2	1	7	2	0	0	1	0	0
15	DEF	Adrian Senrioux	2	2	180	0	0	1	1	7	2	0	0	1	0	0
23	FWD	Jarrod Smith	1	0	26	0	0	1	1	0	0	0	0	0	0	0
13	FWD	Johann Smith	1	0	2	0	0	0	0	0	0	0	0	0	0	0
39	GK	Kenny Stamatopoulos	1	1	90	0	0	0	0	0	0	0	0	0	0	0
15	MID	Matt Stinson	1	1	90	0	0	1	0	1	1	0	0	0	0	0
11	D/M	Nathan Sturges	1	1	90	0	0	0	0	0	2	0	7	0	0	0
1	GK	Greg Sutton	2	2	180	0	0	0	0	0	0	0	0	0	0	0
4	DEF	Marco Velez	2	2	180	0	0	4	0	1	5	0	0	0	0	0
8	FWD	Pablo Vitti	2	1	88	0	0	4	2	1	3	0	0	0	0	0
7	MID	Andy Welsh	2	2	180	0	0	2	1	3	4	1	0	0	0	0
17	FWD	O'Brian White	2	1	120	0	0	1	0	3	2	1	0	0	0	0
16	DEF	Marvell Wynne	6	6	540	0	0	4	2	5	6	0	0	1	0	0
19	DEF	Mikael Yourassowsky	1	1	90	0	0	0	0	4	3	0	0	1	0	0
TEAM TOTALS			11	11	990	12	11	124	59	153	124	32	45	26	2	0
OPPONENT TOTALS			11	11	990	20	19	140	70	124	153	43	72	11	1	0

GAME-WINNING GOALS: Dwayne De Rosario 1, Chad Barrett 1

GAME-WINNING ASSISTS: Danny Dichio 1, Sam Cronin 1

PENALTY KICK GOALS/ATTEMPTS: None

UNF	POS	GOALKEEPER	GP	GS	MIN	SHTS	SV	GA	GAA	PG	PA	W	L	T	SO	O'TIME
24	GK	Stefan Frei	5	5	450	30	23	6	1.20	0	0	2	1	2	2	0-0-0
18	GK	Brian Edwards	1	1	90	4	2	2	2.00	0	0	0	1	2	0	0-0-0
30	GK	Milos Kocić	1	1	90	7	5	2	2.00	0	0	0	1	1	0	0-0-0
39	GK	Kenny Stamatopoulos	1	1	90	5	3	2	2.00	0	0	0	0	1	0	0-0-0
1	GK	Greg Sutton	2	2	180	15	9	5	2.50	1	1	0	1	1	0	0-0-0
18	GK	Srdjan Djekanovic	1	1	90	3	3	0	3.00	0	0	0	1	0	0	0-0-0
TEAM TOTALS			11	11	990	70	48	20	1.82	0	0	2	4	5	2	0-0-0
OPPONENT TOTALS			11	11	990	59	43	12	1.09	0	0	4	2	5	3	0-0-0



NEW YORK RED BULLS



RED BULL NEW YORK

600 Cape May Street

Harrison, NJ 07029

Phone: (973) 268-8420

Fax: (973) 482-9340

CHIEF CLUB OFFICIALS:

Investor/Operator: Red Bull GmbH

General Manager/Sporting Director: Erik Soler

President, Business Operations: Chris Heck

Chief Financial Officer: Luis-Miguel Garcia

Vice President, Ticket Operations: Terence Davis

Vice President, Sales and Marketing: Matt O'Neil

Vice President, Business Development: Mika Ohiorhenuan

Vice President, Sales and Corporate Sponsorships: Ron Erskine

Vice President, Communications and Community Relations:

Jurgen Mainka

TEAM INFORMATION

Head Coach: Hans Backe

Assistant Coach: Jan Halvor Halvorsen

Assistant Coach: Mike Petke

Goalkeeping Coach: Todd Hoffard

Technical Director: Ricardo Campos

Performance Director: James Murphy

Head of Scouting: Cris Da Silva

Video and Performance Analyst: David Lee

Strength and Conditioning Coach: Jeremy Holsopple

Assistant Strength and Conditioning Coach: Cris Rodriguez

Head Athletic Trainer: Damien Franolich

Assistant Athletic Trainer: Melvyn Pamplona

Performance Analyst: David Alvarez

Team Administrator: Juan Romero

Equipment Manager: Fernando Ruiz

Assistant Equipment Manager: Sean Ruiz

TEAM MEDICAL INFORMATION

Team Medical Director/Orthopedic Surgeon:

Riley Williams III, MD, PC

Associate Orthopedic Surgeons: Bryan Kelly, MD, David S

Levine, MD, Michael Shindle

General Physician: Michael Farber, MD

Team Cardiologist: Sanjeev Patel, MD

General Dentist: W. Robert Howarth, DDS

Chiropractor: Jason Levy, DC

Massage Therapist: Traci Snyder

STADIUM INFORMATION

Red Bull Arena

600 Cape May Street

Harrison, NJ 07029

Press Box Phone: TBD

MLS Capacity: 25,000

Field Size: 120 x 75 yards

PRACTICE FACILITY

Montclair State University

1 Normal Avenue

Montclair, NJ 07043

Phone: (973) 655-2037

VISITING TEAM HOTEL

TBD

BROADCAST INFORMATION

Local Television: MSG Network

Local Radio: TBD

PR DIRECTORY

Jurgen Mainka, Vice President,

Communications and Community Relations

O: (973) 268-7247 C: (646) 752-9911

jurgen.mainka@newyorkredbulls.com

Brian Tsao, Director of Communications

O: (973) 268-7246 C: (201) 988-3817

brian.tsao@newyorkredbulls.com

Frank Della Femina, Senior Manager, New Media

O: (973) 268-7243 C: (973) 432-1386

frank.dellafemina@newyorkredbulls.com

Chris Celletti, Communications Assistant

O: (973) 268-7255

christopher.celletti@newyorkredbulls.com

TORONTO FC CAREER STATISTICS VS. NEW YORK RED BULLS (4-7-2)

UNF	POS	PLAYER	GP	GS	MIN	G	A	SHT	SOG	FC	FS	OFF	CK	C	E	CP
19	FWD	Chad Barrett	7	5	348	2	1	6	3	4	3	4	0	1	0	0
14	FWD	Dwayne De Rosario	5	5	442	2	0	16	6	4	13	12	3	1	0	0
2	MID	Sam Cronin	3	3	270	1	0	4	2	3	0	0	0	0	0	0
96	FWD	Jeff Cunningham	3	2	187	1	0	2	1	0	1	3	0	0	0	0
9	FWD	Danny Dichio	6	4	383	1	0	6	2	13	12	7	0	0	0	0
6	MID	Maurice Edu	3	3	270	1	0	4	1	4	8	0	0	1	0	0
7	FWD	Fuad Ibrahim	5	1	97	0	0	4	1	1	2	5	0	0	0	0
14	FWD	Danny Koevermans	1	1	71	1	0	4	2	0	0	1	0	0	0	0
4	DEF	Marco Velez	4	2	211	1	0	2	2	0	0	0	0	0	0	0
8	FWD	Pablo Vitti	3	2	169	1	0	3	2	0	4	1	2	0	0	0
3	DEF	Nana Attakora	6	6	510	0	2	3	1	3	5	0	0	0	1	0
16	DEF	Marvell Wynne	4	4	360	0	2	0	0	4	5	1	0	1	0	0
9	FWD	Ryan Johnson	1	1	85	0	1	1	0	0	3	0	0	0	0	0
32	MID	Laurent Robert	2	2	135	0	1	1	0	3	0	2	1	0	0	0
13	FWD	Johann Smith	2	0	60	0	1	1	0	1	3	0	0	0	0	0
7	MID	Andy Welsh	2	2	134	0	1	1	0	1	3	2	0	0	0	0
17	FWD	O'Brian White	3	2	165	0	1	5	1	1	1	1	0	1	0	0
8	MID	Eric Avila	1	1	90	0	0	4	2	0	0	0	0	0	0	0
25	MID	Danleigh Borman	2	1	64	0	0	0	0	1	1	0	0	0	0	0
2	DEF	Andrew Boyens	3	2	188	0	0	0	0	3	3	0	0	0	1	0
3	DEF	Adam Braz	2	2	166	0	0	0	0	5	2	0	0	0	0	0
11	MID	Jim Brennan	8	8	720	0	0	1	0	6	5	0	1	2	0	0
12	FWD	Edson Buddle	1	0	15	0	0	1	1	1	0	1	0	0	0	0
12	DEF	Adrian Cann	2	2	180	0	0	0	0	0	3	1	0	0	0	0
6	MID	Julian de Guzman	2	2	180	0	0	1	0	6	3	0	0	1	0	0
18	GK	Srdjan Djekanovic	1	1	90	0	0	0	0	0	0	0	0	0	0	0
23	MID	Terry Dunfield	1	1	90	0	0	0	0	2	0	0	3	0	0	0
12	DEF	Todd Dunivant	2	2	180	0	0	0	0	2	1	0	0	0	0	0
27	DEF	Richard Eckersley	1	1	90	0	0	0	0	1	0	0	0	0	0	0
18	GK	Brian Edwards	1	1	90	0	0	0	0	0	0	0	0	0	0	0
2	D/M	Hunter Freeman	1	1	90	0	0	0	0	3	1	1	0	0	0	0
24	GK	Stefan Frei	5	5	450	0	0	0	0	3	0	0	0	0	0	0
22	MID	Torsten Frings	1	1	90	0	0	1	1	1	1	0	0	0	0	0
27	D/M	Gabe Gala	1	1	70	0	0	2	2	2	2	0	0	0	0	0
4	DEF	Nick Garcia	4	4	360	0	0	1	0	4	2	0	0	0	0	0
8	MID	Dan Gargan	2	2	180	0	0	1	0	1	3	0	0	0	0	0
10	FWD	Ali Gerba	1	0	58	0	0	3	0	0	1	0	0	0	0	0
32	DEF	Emmanuel Gomez	1	1	64	0	0	0	0	0	1	0	0	0	0	0
20	MID	Amado Guevara	5	5	423	0	0	10	4	3	2	0	14	1	0	0
20	DEF	Ty Harden	2	2	180	0	0	0	0	2	0	0	0	0	0	0
5	DEF	Kevin Harmse	3	3	270	0	0	5	2	3	1	0	0	0	0	0
24	MID	Tyler Hemming	1	0	14	0	0	0	0	0	0	1	0	0	0	0
4	DEF	Doneil Henry	1	0	5	0	0	0	0	0	0	0	0	0	0	0
3	DEF	Andy Iro	1	1	90	0	0	1	0	0	1	0	0	0	0	0
3	DEF	Julius James	1	1	90	0	0	0	0	1	1	0	0	0	0	0
30	GK	Milos Kocić	1	1	90	0	0	0	0	0	0	0	0	0	0	0
21	MID	Nick LaBrocca	2	2	180	0	0	3	2	2	0	0	7	0	0	0
19	FWD	Andrea Lombardo	2	2	91	0	0	0	0	4	3	3	0	0	0	0
70	FWD	Peri Marosevic	1	1	65	0	0	2	0	0	1	0	2	0	0	0
14	FWD	Tyrone Marshall	3	3	270	0	0	2	0	3	4	0	0	0	0	0
33	FWD	Javier Martina	1	1	90	0	0	1	1	1	0	0	0	0	0	0
17	FWD	Joey Melo	1	0	41	0	0	1	0	0	1	0	2	0	0	0
10	FWD	Mista	2	1	102	0	0	2	1	1	1	2	0	1	0	0
5	DEF	Ashtone Morgan	2	1	135	0	0	1	0	0	0	0	0	0	0	0
15	MID	Joseph Nane	2	2	166	0	0	2	0	2	1	0	0	0	0	0
7	MID	Ronnie O'Brien	1	1	90	0	0	3	1	0	0	0	6	0	0	0
23	FWD	Jacob Peterson	2	1	110	0	0	3	0	0	0	0	0	0	0	0
7	FWD	Joao Plata	1	1	90	0	0	4	3	1	0	1	0	0	0	0
13	D/M	Chris Pozniak	3	2	175	0	0	0	0	2	0	0	2	0	1	0
4	DEF	Marco Reda	1	1	90	0	0	0	0	0	5	0	0	0	0	0
10	MID	Rohan Ricketts	4	3	243	0	0	6	5	5	7	3	4	0	0	0
33	MID	Carl Robinson	8	8	720	0	0	2	2	11	4	0	5	3	0	0
21	FWD	Collin Samuel	2	2	138	0	0	1	1	2	4	1	0	1	0	0
22	DEF	Amadou Sanyang	1	0	13	0	0	0	0	0	1	0	0	0	0	0
25	MID	Martin Saric	1	1	77	0	0	1	1	1	1	0	0	0	0	0
15	DEF	Adrian Serieux	3	3	270	0	0	3	3	4	5	0	0	1	0	0
23	FWD	Jarrod Smith	2	0	60	0	0	1	0	0	0	0	0	0	0	0
18	FWD	Nick Soolsma	2	2	115	0	0	2	1	2	0	0	0	1	0	0
39	GK	Kenny Stamatopoulos	2	2	180	0	0	0	0	0	0	0	0	0	0	0
15	MID	Matt Stinson	2	1	123	0	0	0	0	2	1	1	0	0	0	0
11	D/M	Nathan Sturgis	1	1	90	0	0	0	0	0	0	0	3	0	0	0
1	GK	Greg Sutton	3	3	270	0	0	0	0	0	0	0	0	0	0	0
22	MID	Tony Tchani	1	1	57	0	0	0	0	0	0	0	0	0	0	0
33	DEF	Maksim Usanov	1	1	90	0	0	0	0	1	2	0	0	0	0	0
19	DEF	Mikael Yourassowsky	1	1	68	0	0	0	0	0	0	0	0	0	0	0
28	MID	Gianluca Zavarise	1	0	22	0	0	1	0	0	0	0	0	0	0	0
TEAM TOTALS			13	13	1170	13	10	137	58	130	152	52	56	20	3	0
OPPONENT TOTALS			13	13	1170	27	23	170	73	152	130	46	87	18	3	0



PHILADELPHIA UNION



PHILADELPHIA UNION

2501 Seaport Drive
Switch House Suite 500
Chester, PA 19013
(610) 497-1657
www.philadelphiaunion.com

CHIEF CLUB OFFICIALS

Chairman: Jay Sugarman
CEO & Operating Partner: Nick Sakiewicz
Investors/Owners: Christopher Buccini, Robert Buccini, David Pollin, Weston Solutions, Inc., Graham Partners

TEAM INFORMATION

Team Manager: Peter Nowak
Coach: John Hackworth
Assistant Coach/Goalkeeper Coordinator: Rob Vartughian
Head of Scouting and Player Development: Diego Gutierrez
Reserve Team Coach: Brendan Burke
Youth Technical Director: Alecko Eskandarian
Team Coordinator: Josh Gros
Equipment Coordinator: Tim Cook
Assistant Equipment Coordinator: Dan Nolan

TEAM MEDICAL INFORMATION

Head Athletic Trainer: Paul Rushing
Assistant Athletic Trainer: Steve Hudyma
Strength and Conditioning Coach: Kevin Miller
Team Doctors: Dr. Chip Hummer and Dr. Jim McGlynn
Sports Medicine Providers/Team Hospital: Crozer-Keystone
Medical System/Premier Orthopaedics & Sports Medicine
Associates, LTD

STADIUM INFORMATION

PPL Park
One Stadium Drive, Chester, PA 19013
Press Box Phone Number: TBA
Capacity: 18,500
Surface: Grass
Field Dimensions: 120 x 75 yards
Largest Soccer Attendance: 19,178
(Union vs. Toronto FC, 10/15/11)
Team Colors: Blue and gold

TRAINING FACILITIES

Houston Park
701 Harvey Road
Wallingford, PA 19086

Chester Park
208 Ridley Drive
Wallingford, Pa. 19086

YSC Sports
224 County Line Road
Wayne, PA 19087

VISITING TEAM HOTEL

Hyatt Regency Philadelphia at Penn's Landing
201 South Columbus Blvd.
Philadelphia, PA 19106
(215)928-1234

BROADCAST INFORMATION

Television Partner (English): 6abc, Comcast SportsNet
Radio Partner (English): SportsRadio 610 WIP
Talent: Play-by-play – JP Dellacamera; Analyst – TBD

PR DIRECTORY

Manager of Communications: Aimee Cicero
Office: (610) 497-8186
Mobile: (610) 209-3657
Email: acicero@philadelphiaunion.com
Team Media Coordinator: TBD

PHILADELPHIA UNION



TORONTO FC CAREER STATISTICS VS. PHILADELPHIA UNION (1-2-1)																
UNF	POS	PLAYER	GP	GS	MIN	G	A	SHT	SOG	FC	FS	OFF	CK	C	E	CP
14	FWD	Dwayne De Rosario	2	2	180	2	0	9	5	0	3	4	0	0	0	0
29	FWD	Maicon Santos	2	1	117	2	0	8	3	1	3	3	0	0	0	0
19	FWD	Chad Barrett	2	1	135	1	0	5	2	0	2	2	0	0	0	0
9	FWD	Ryan Johnson	1	1	90	1	0	4	1	2	1	2	0	0	0	0
25	MID	Danleigh Borman	1	0	45	0	2	1	0	1	0	0	0	0	0	0
8	MID	Dan Gargan	3	3	219	0	1	1	0	1	1	0	0	0	0	0
18	FWD	Nick Soolsma	2	2	180	0	1	4	2	0	4	0	0	0	0	0
3	DEF	Nana Attakora	2	2	180	0	0	0	0	2	3	0	0	0	0	0
8	MID	Eric Avila	1	1	90	0	0	2	0	0	1	0	4	0	0	0
12	DEF	Adrian Cann	2	2	180	0	0	0	0	2	0	0	0	0	0	0
29	DEF	Kyle Davies	1	0	21	0	0	0	0	1	0	0	0	0	0	0
6	MID	Julian de Guzman	3	3	225	0	0	2	2	3	7	1	0	0	0	0
27	DEF	Richard Eckersley	1	1	90	0	0	1	0	1	2	0	0	0	0	0
24	GK	Stefan Frei	3	3	270	0	0	0	0	0	0	0	0	0	0	0
22	MID	Torsten Frings	1	1	54	0	0	0	0	0	0	0	0	0	0	0
4	DEF	Nick Garcia	1	1	90	0	0	0	0	1	0	0	0	0	0	0
20	DEF	Ty Harden	2	2	183	0	0	0	0	0	0	0	0	0	0	0
4	DEF	Doneil Henry	1	1	69	0	0	0	0	0	0	0	0	0	0	0
34	DEF	Raivis Hscanovics	1	1	90	0	0	0	0	1	1	0	0	1	0	0
7	FWD	Fuad Ibrahim	1	1	63	0	0	1	1	3	1	1	1	0	0	0
3	DEF	Andy Iro	1	1	90	0	0	0	0	1	1	0	0	1	0	0
30	GK	Milos Kocic	1	1	90	0	0	0	0	0	0	0	0	0	0	0
21	MID	Nick LaBrocca	2	2	162	0	0	2	2	1	1	0	6	0	0	0
33	FWD	Javier Martina	1	0	45	0	0	0	0	0	0	0	0	0	0	0
5	DEF	Ashtone Morgan	1	1	90	0	0	0	0	1	0	0	0	0	0	0
23	FWD	Jacob Peterson	2	0	48	0	0	1	1	1	0	0	1	0	0	0
7	FWD	Joao Plata	2	2	149	0	0	2	1	0	1	0	1	0	0	0
22	DEF	Amadou Sanyang	2	2	150	0	0	1	0	2	4	0	0	0	0	0
25	MID	Martin Saric	1	1	45	0	0	1	0	3	0	0	0	0	0	0
10	MID	Alen Stevanovic	1	0	17	0	0	0	0	0	0	0	0	0	0	0
15	MID	Matt Stinson	1	1	90	0	0	0	0	2	3	0	0	0	0	0
11	D/M	Nathan Sturgis	1	0	36	0	0	0	0	0	0	0	0	0	0	0
22	MID	Tony Tchani	1	1	90	0	0	2	0	2	1	0	0	0	0	0
33	DEF	Maksim Usanov	2	1	51	0	0	0	0	2	1	0	0	1	0	0
17	FWD	O'Brian White	1	0	45	0	0	0	0	0	2	0	0	0	0	0
31	DEF	Dicoy Williams	1	1	90	0	0	0	0	0	0	0	0	0	0	0
19	DEF	Mikael Yourassowsky	1	1	90	0	0	5	0	4	4	1	4	0	0	0
28	MID	Gianluca Zavarise	1	0	31	0	0	1	0	0	1	0	0	0	0	0
TEAM TOTALS			4	4	360	6	4	53	20	38	50	14	17	4	0	0
OPPONENT TOTALS			4	4	360	10	9	50	25	50	38	9	19	5	1	0

GAME-WINNING GOALS: Dwayne De Rosario 1

GAME-WINNING ASSISTS: None

PENALTY KICK GOALS/ATTEMPTS: Dwayne De Rosario 1-1

UNF	POS	GOALKEEPER	GP	GS	MIN	SHTS	SV	GA	GAA	PG	PA	W	L	T	SO	O'TIME
30	GK	Milos Kocic	1	1	90	6	5	1	1.00	0	0	0	0	1	0	0-0-0
24	GK	Stefan Frei	3	3	270	19	7	9	3.00	1	1	1	2	0	0	0-0-0
TEAM TOTALS			4	4	360	25	12	10	2.50	1	1	1	2	1	0	0-0-0
OPPONENT TOTALS			4	4	360	20	10	6	1.50	1	1	2	1	1	0	0-0-0





PORTLAND TIMBERS



PORTLAND TIMBERS

JELD-WEN Field
1844 SW Morrison
Portland, OR 97205
(503) 553-5400
www.portlandtimbers.com

CHIEF CLUB OFFICIALS

Owner/President: Merritt Paulson
Chief Operating Officer: Mike Golub
General Manager: Gavin Wilkinson

TEAM INFORMATION

Head Coach: John Spencer
Assistant Coaches: Amos Magee, Cameron Knowles
Goalkeeper Coach: Mike Toshack
Strength & Conditioning Coach: Karim Derqaoui
Soccer Operations Director: Nick Mansueto
Soccer Operations Coordinator: Aaron Lewis
Equipment Manager: Sam Younise
Equipment Coordinator/Liaison: Beto Angulo

TEAM MEDICAL INFORMATION

Head Athletic Trainer: Nik Wald, ATC
Assistant Athletic Trainer: Jun Morshita, ATC
Assistant Athletic Trainer: Kate Hormann, ATC
Director of Medicine: Dr. Jonathan Greenleaf
Team Physicians: Dr. James Beckerman,
Dr. Richard Edelson, Dr. Karl Kaluza
Primary Facility: Sports Medicine Oregon (Tigard, Ore.)

STADIUM INFORMATION

JELD-WEN Field
1844 SW Morrison, Portland, OR 97205
Press Box Phone Number: (503) 553-5503
Capacity: 20,438
Surface: FieldTurf Duraspine PRO
Field Dimensions: 110 x 70 yards
www.jeld-wenfield.com
facebook.com/JELDWENField
Primary Team Colors: Ponderosa, Moss

PRACTICE FACILITIES

adidas Timbers Training Center
Beaverton, OR

VISITING TEAM HOTEL

The Nines
525 SW Morrison
Portland, OR 97204
(877) 229-9995
www.thenines.com

BROADCAST INFORMATION

English Television: ROOT SPORTS, KPTV/KPDX
English Radio: Sportsradio 750 AM The Game (KXTG)
Talent: John Strong (play-by-play), Robbie Earle (analyst)
Spanish Television Partner: EstrellaTV (select games)
Spanish Radio: La Pantera 940 AM (KWBY)
Talent: Fernando Sobrevilla (play-by-play)

PR DIRECTORY

Vice President of Communications: Chris Metz
Office: (503) 553-5433
Mobile: (503) 358-3608
Email: cmetz@portlandtimbers.com

Media Relations Manager: Marc Kostic
Office: (503) 553-5415
Mobile: (425) 890-2354
Email: mkostic@portlandtimbers.com

PR Email: communications@portlandtimbers.com
Twitter: @TimbersFC
Facebook: facebook.com/portlandtimbers
YouTube: youtube.com/TimbersFC

PORTLAND TIMBERS



TORONTO FC CAREER STATISTICS VS. PORTLAND TIMBERS (1-0-1)																
UNF	POS	PLAYER	GP	GS	MIN	G	A	SHT	SOG	FC	FS	OFF	CK	C	E	CP
33	FWD	Javier Martina	2	1	108	2	0	2	2	0	2	0	0	0	0	0
14	FWD	Danny Koevrmans	1	1	90	1	0	5	2	2	0	0	0	0	0	0
70	FWD	Peri Marosevic	1	0	45	1	0	3	2	1	1	0	0	0	0	0
14	FWD	Dwayne De Rosario	1	1	90	0	1	2	0	3	1	0	0	0	0	0
24	GK	Stefan Frei	2	2	180	0	1	0	0	0	0	0	0	0	0	0
7	FWD	Joao Plata	1	1	90	0	1	3	1	0	0	0	0	0	0	0
12	DEF	Adrian Cann	1	1	90	0	0	1	0	2	0	0	0	0	0	0
6	MID	Julian de Guzman	1	1	62	0	0	3	1	1	0	0	0	0	0	0
29	FWD	Maicon Santos	1	1	68	0	0	3	2	2	0	0	0	0	0	0
23	MID	Terry Dunfield	1	0	28	0	0	0	0	0	0	0	0	0	0	0
27	DEF	Richard Eckersley	1	1	90	0	0	0	0	1	3	0	0	0	0	0
22	MID	Torsten Frings	1	1	90	0	0	0	0	0	2	0	1	0	0	0
8	MID	Dan Gargan	1	1	90	0	0	0	0	1	1	0	0	1	0	0
21	FWD	Alan Gordon	1	1	90	0	0	1	0	5	1	1	0	1	0	0
20	DEF	Ty Harden	2	2	159	0	0	0	0	3	0	0	0	0	1	0
3	DEF	Andy Iro	1	1	90	0	0	0	0	3	2	0	0	0	0	0
9	FWD	Ryan Johnson	1	1	90	0	0	3	0	1	0	0	0	0	0	0
5	DEF	Ashtone Morgan	2	1	93	0	0	0	0	1	0	0	0	0	0	0
23	FWD	Jacob Peterson	1	1	90	0	0	0	0	1	0	0	1	0	0	0
18	FWD	Nick Soolsma	1	1	45	0	0	0	0	0	0	0	0	0	0	0
10	MID	Alen Stevanovic	1	0	45	0	0	0	0	0	1	0	0	0	0	0
11	D/M	Nathan Sturgis	1	1	45	0	0	0	0	0	1	0	0	0	0	0
19	DEF	Mikael Yourassowsky	1	1	84	0	0	2	1	2	0	0	0	1	1	0
28	MID	Gianluca Zavanese	1	0	22	0	0	0	0	1	0	0	0	0	0	0
TEAM TOTALS			2	2	180	4	3	28	11	30	16	1	4	4	1	0
OPPONENT TOTALS			2	2	180	2	2	37	15	16	30	7	13	3	0	0

GAME-WINNING GOALS: Javier Martina 1
GAME-WINNING ASSISTS: Dwayne De Rosario 1
PENALTY KICK GOALS/ATTEMPTS: None

UNF	POS	GOALKEEPER	GP	GS	MIN	SHTS	SV	GA	GAA	PG	PA	W	L	T	SO	O'TIME
24	GK	Stefan Frei	2	2	180	15	13	2	1.00	1	1	1	0	1	1	0-0-0
TEAM TOTALS			2	2	180	15	13	2	1.00	1	1	1	0	1	1	0-0-0
OPPONENT TOTALS			2	2	180	11	7	4	2.00	0	0	0	1	1	0	0-0-0





REAL SALT LAKE



REAL SALT LAKE

9256 State Street
Sandy, UT 84070
Telephone: (801) 727-2701
Fax: (801) 727-1459
www.RealSaltLake.com / www.RioTintoStadium.com
Twitter: @RealSaltLake
Facebook.com/RealSaltLake

FOUNDER/CO-OWNER: Dave Checketts, Chairman,
SCP Worldwide
CO-OWNER: Dell Loy Hansen

CHIEF CLUB OFFICIALS

President: Bill Manning
SVP / Business Operations: John Kimball
SVP / General Manager: Garth Lagerwey
SVP / Chief Financial Officer: Gary Reimer
VP / Broadcasting & Communications: Trey Fitz-Gerald
VP / Ticket Sales & Service: Michael Schetzel
VP / Stadium Operations: Mike Steele

TEAM INFORMATION

Head Coach: Jason Kreis
Assistant Coaches: Jeff Cassar, Miles Joseph, C.J. Brown
Strength & Conditioning Coach: Dan Barlow
Head Scout: Andy Williams
Head Athletic Trainer: Tyson Pace, MS, ATC-L
Asst. Athletic Trainer: Kevin Christen, MS, ATC-L
Team Administrator: Elliot Fall
Equipment Manager: Mike Fratto
Primary Hospital: Salt Lake Regional Medical Center
Team Physicians: Dr. Andrew Cooper; Dr. Joe Albano; Dr. Chris Gay; Dr. John Edwards
Team Chiropractor: Monte J. Layton, D.C.
Team Chaplain: John Prim
Team Colors: Claret Red, Cobalt Blue & Real Gold
Largest MLS Attendance: 40,589 (June 4, 2005 RSL vs. FC Dallas; USA vs. Costa Rica World Cup Qualifier)
Largest Soccer Attendance: 45,511 (August 12, 2006 RSL vs. Real Madrid)

STADIUM INFORMATION

RIO TINTO STADIUM
9256 State Street
Sandy, Utah 84070
Phone: (801) 727-2701
Fax: (801) 727-1459
RSL Press Box Phone Number: (801) 727-2777
Elevation: 4,450 feet
MLS Capacity: 20,213 (no concert stage); 19,464 (w/ concert stage)

Surface: Natural Grass
Field Dimensions: 75 x 120 yards
Largest MLS Attendance: 20,762 (Sept. 28, 2011; RSL 0:3 Chicago Fire)
Largest non-MLS Soccer Attendance: 20,463 [October 19, 2010; RSL 3:1 Cruz Azul (MEX)]
Largest non-Soccer Attendance: 25,974 (July 13, 2010; Paul McCartney)

RSL PRACTICE FACILITY (PRIMARY)

America First Field
76 West Sego Lily Drive (10000 South, ½ block West of State St)
Sandy, UT 84070
Surface: Natural Grass
Field Dimensions: 75 x 120 yards

RSL PRACTICE FACILITY (ALTERNATE)

XanGo Field at Thanksgiving Point
3098 Executive Parkway (corner of Ashton Blvd)
Lehi, UT 84043
Surface: Natural Grass
Field Dimensions: 75 x 120 yards

VISITING TEAM HOTEL

Sheraton Salt Lake City
150 West 500 South
Salt Lake City, UT 84101
Telephone: (801) 401-2000 (main); (800) 325-3535 (toll-free)
Fax: (801) 531-0705
Contact: Kimberly Leary, (801) 534-3447, kleary@dnhmhotels.com
http://www.sheratonsaltlakecityhotel.com/

BROADCASTING INFORMATION

Television Partner: KTVX (ABC) Ch. 4 / KUCW (CW) Ch. 30
Talent: Bill Riley (play-by-play) / Brian Dunseth (color analyst) / Emerson Lotzia (host/sideline)
English Radio: ESPN 700 AM (KALL)
Talent: Spencer Warne (pre-/post-game host) / Brian Kamler, Kenny Cutler & Ian Joy (analysts)

Spanish Radio: TBD

RSL PUBLIC RELATIONS DIRECTORY

Vice President, Broadcasting & Communications:
Trey Fitz-Gerald
Office: (801) 727-2717, Mobile: (801) 856-8877
E-Mail: tfitz@RealSaltLake.com
Asst. Director, Soccer Media Services: John Koluder
Office: (801) 727-2716, Mobile: (801) 918-5050
E-Mail: jkoluder@RealSaltLake.com
PR E-mail: RSLcommunications@RealSaltLake.com

REAL SALT LAKE



TORONTO FC CAREER STATISTICS VS. REAL SALT LAKE (4-4-2)

UNF	POS	PLAYER	GP	GS	MIN	G	A	SHT	SOG	FC	FS	OFF	CK	C	E	CP
11	MID	Jim Brennan	6	6	540	1	0	7	5	4	1	0	5	2	0	0
96	FWD	Jeff Cunningham	4	1	97	1	0	3	2	0	5	0	0	1	0	0
14	FWD	Dwayne De Rosario	4	3	309	1	0	6	3	3	3	3	2	0	0	0
29	FWD	Maicon Santos	1	1	90	1	0	3	1	2	1	1	0	0	0	0
20	MID	Amado Guevara	4	4	315	1	0	7	4	9	6	0	15	0	0	0
7	FWD	Joao Plata	2	2	135	1	0	3	2	0	0	0	2	0	0	0
32	MID	Laurent Robert	2	2	171	1	0	4	2	0	0	0	4	0	0	0
21	FWD	Collin Samuel	2	2	180	1	0	8	5	4	2	2	0	0	0	0
9	FWD	Danny Dichio	3	2	224	0	1	2	1	4	9	3	0	0	0	0
13	D/M	Chris Pozniak	2	2	149	0	1	2	0	1	3	0	0	1	0	0
18	FWD	Nick Soolsma	1	0	24	0	1	2	0	0	1	0	0	0	0	0
15	MID	Matt Stinson	2	1	122	0	1	0	0	2	0	0	0	0	0	0
3	DEF	Nana Attakora	3	3	270	0	0	1	0	2	3	0	0	1	0	0
8	MID	Eric Avila	1	1	90	0	0	2	1	0	0	0	0	0	0	0
19	FWD	Chad Barrett	3	3	245	0	0	3	2	2	3	0	0	1	0	0
25	MID	Danleigh Borman	2	2	180	0	0	0	0	1	1	0	0	0	0	0
2	DEF	Andrew Boyens	1	1	90	0	0	0	0	3	3	0	0	0	0	0
3	DEF	Adam Braz	1	0	44	0	0	0	0	3	0	0	0	1	0	0
23	MID	Miguel Canizalez	1	0	31	0	0	2	0	0	0	0	0	0	0	0
12	DEF	Adrian Cann	2	2	180	0	0	1	1	3	1	0	0	0	0	0
2	MID	Sam Cronin	2	2	180	0	0	0	0	0	0	1	0	0	0	0
6	MID	Julian de Guzman	4	3	315	0	0	3	0	6	8	0	0	1	0	0
18	GK	Srdjan Djekanovic	1	0	5	0	0	0	0	0	0	0	0	1	0	0
12	DEF	Todd Dunivant	3	2	189	0	0	3	3	1	1	1	0	0	0	0
27	DEF	Richard Eckersley	2	2	180	0	0	0	0	4	5	0	0	0	0	0
18	MID	Maurice Edu	6	6	270	0	0	0	0	0	0	0	0	0	0	0
27	GK	Brian Edwards	1	1	90	0	0	0	0	0	0	0	0	0	0	0
5	DEF	Lesly Fellingua	1	0	6	0	0	0	0	0	0	0	0	0	0	0
24	GK	Stefan Frei	4	4	360	0	0	0	0	0	2	0	0	0	0	0
22	MID	Torsten Frings	1	1	90	0	0	0	0	0	2	0	1	0	0	0
4	DEF	Nick Garcia	2	2	180	0	0	1	1	1	2	0	0	0	0	0
8	MID	Dan Gargan	3	3	246	0	0	4	2	3	0	0	0	0	0	0
10	FWD	Ali Gerba	1	0	1	0	0	0	0	0	1	0	0	0	0	0
32	DEF	Emmanuel Gomez	1	1	90	0	0	0	0	1	2	0	0	0	0	0
20	DEF	Ty Harden	3	2	205	0	0	2	0	2	2	0	0	0	0	0
4	DEF	Donell Henry	2	1	103	0	0	0	0	2	0	0	0	0	0	0
34	DEF	Ravens Hscanovics	1	1	45	0	0	0	0	0	0	0	0	0	0	0
7	FWD	Fuad Ibrahim	2	1	98	0	0	4	2	2	0	5	0	1	0	0
3	DEF	Andy Iro	1	1	65	0	0	0	0	0	1	0	0	0	0	0
3	DEF	Julius James	1	1	90	0	0	2	0	2	0	0	0	0	0	0
30	GK	Milos Kocic	1	1	90	0	0	0	0	0	0	0	0	0	0	0
14	FWD	Danny Koevermans	1	1	74	0	0	1	0	1	0	0	0	0	0	0
21	MID	Nick LaBrocca	2	2	180	0	0	0	0	2	1	0	8	1	0	0
19	FWD	Andrea Lombardo	1	1	68	0	0	5	4	1	3	2	0	0	0	0
70	FWD	Peri Marosevic	1	1	90	0	0	3	1	1	1	0	0	0	0	0
14	FWD	Tyrene Marshall	4	4	360	0	0	1	0	5	3	0	0	0	0	0
33	FWD	Javier Martina	2	1	81	0	0	0	0	0	0	0	0	0	0	0
10	FWD	Mista	1	1	90	0	0	4	0	0	0	1	0	0	0	0
15	MID	Joseph Nane	1	1	45	0	0	1	1	0	1	0	0	0	0	0
7	MID	Ronnie O'Brien	1	1	90	0	0	0	0	1	1	0	2	1	0	0
23	FWD	Jacob Peterson	1	0	21	0	0	1	0	0	0	0	0	0	0	0
22	GK	Sam Reynolds	1	1	85	0	0	0	0	0	0	0	0	0	0	0
10	MID	Rohan Ricketts	2	2	174	0	0	1	0	3	7	0	0	0	0	0
33	MID	Carl Robinson	5	5	450	0	0	5	1	14	3	0	2	0	0	0
22	DEF	Amadou Sanyang	2	1	62	0	0	0	0	1	0	0	0	0	0	0
25	MID	Martin Saric	2	2	159	0	0	0	0	2	1	0	0	0	0	0
15	DEF	Adrian Senoux	2	2	180	0	0	0	0	5	1	0	0	1	0	0
23	FWD	Jarrod Smith	2	1	71	0	0	1	0	0	0	0	0	0	0	0
39	GK	Kenny Stamatopoulos	1	1	90	0	0	0	0	0	0	0	0	0	0	0
11	D/M	Nathan Sturgis	1	1	90	0	0	0	0	0	2	0	4	0	0	0
1	GK	Greg Sutton	2	2	180	0	0	0	0	0	1	0	0	0	0	0
33	DEF	Maksim Usanov	2	2	135	0	0	0	0	3	1	0	0	0	0	0
4	DEF	Marco Velez	3	2	201	0	0	0	0	3	1	0	0	1	0	0
8	FWD	Pablo Vitti	1	1	69	0	0	0	0	0	2	0	0	1	0	0
7	MID	Andy Welsh	1	0	41	0	0	0	0	1	0	0	0	0	0	0
17	FWD	O'Brian White	3	1	179	0	0	1	0	1	1	2	0	0	0	0
16	DEF	Manvell Wynne	2	2	136	0	0	2	2	0	2	0	0	0	0	0
19	DEF	Mikael Yourassowsky	1	0	45	0	0	0	0	0	1	0	0	0	0	0
28	MID	Gianluca Zavarise	1	1	90	0	0	1	0	1	1	1	0	0	0	0
TEAM TOTALS			10	10	900	8	4	104	46	119	110	24	45	18	0	0
OPPONENT TOTALS			10	10	900	11	11	130	62	110	119	28	66	18	1	0

GAME-WINNING GOALS: Collin Samuel 1, Laurent Robert 1, Joao Plata 1, Jim Brennan 1

GAME-WINNING ASSISTS: Matt Stinson 1

PENALTY KICK GOALS/ATTEMPTS: Collin Samuel 1-1, Dwayne De Rosario 1-1

UNF	POS	GOALKEEPER	GP	GS	MIN	SHTS	SV	GA	GAA	PG	PA	W	L	T	SO	O'TIME
18	GK	Srdjan Djekanovic	1	0	5	0	0	0	0.00	0	0	0	0	0	0	0-0-0
18	GK	Brian Edwards	1	1	90	9	9	0	0.00	0	0	1	0	0	1	0-0-0
30	GK	Milos Kocic	1	1	90	4	4	0	0.00	0	0	1	0	0	1	0-0-0
39	GK	Kenny Stamatopoulos	1	1	90	1	1	0	0.00	0	0	0	0	1	1	0-0-0
1	GK	Greg Sutton	2	2	180	15	10	2	1.00	0	0	1	1	0	1	0-0-0
22	GK	Sam Reynolds	1	1	85	4	3	1	1.06	1	1	1	0	0	0	0-0-0
24	GK	Stefan Frei	4	4	360	29	20	8	2.00	0	0	3	1	1	1	0-0-0
TEAM TOTALS			10	10	900	62	47	11	1.10	1	1	4	4	2	5	0-0-0
OPPONENT TOTALS			10	10	900	46	34	8	0.80	2	2	4	4	2	3	0-0-0





SAN JOSE EARTHQUAKES



FRONT OFFICE ADDRESS

San Jose Earthquakes
451 El Camino Real, Suite 220
Santa Clara, CA 95050
Main: (408) 556-7700
Fax: (408) 260-6802
www.sjearthquakes.com
Twitter: @SJEarthquakes

CHIEF CLUB OFFICIALS

Investor/Operator: Lew Wolff
Managing Partner: Keith Wolff
Managing Director: Michael Crowley
President: David Kaval

TEAM INFORMATION

General Manager: John Doyle
Head Coach: Frank Yallop
Assistant Coaches: Mark Watson, Ian Russell
Goalkeeper Coach: Jason Batty
Video Analyst: Sean Rubio
Head Athletic Trainer: Bruce Morgan
Assistant Athletic Trainer: Hank House
Strength & Conditioning Coach: Greg Tella
Team Administrator: Joe Dincecco
Equipment Manager: Jose Vega

TEAM MEDICAL INFORMATION

Team Orthopaedist: Michael Oberlander, M.D.
Team Physician: Jeff Blue, M.D.

STADIUM INFORMATION

Buck Shaw Stadium
500 El Camino Real
Santa Clara, CA 95053
Capacity: 10,525
Field Size: 74 yards x 115 yards

PRACTICE FACILITY

Earthquakes Training Facility
1125 Coleman Ave.
San Jose, CA 95110

VISITING TEAM HOTEL

Fairmont
170 South Market Street
San Jose, CA 95113
Main: (408) 998-1900

BROADCAST INFORMATION

Local TV:
English – Comcast SportsNet California
Local Radio:
English – KLIV 1590
Spanish – KZSF 1370

PR DIRECTORY

Vice President of Marketing and Communications:
Jed Mettee
Office: (408) 556-7723
jmettee@sjearthquakes.com
Media Relations Manager:
Frank Stranzl
Office: (408) 556-7774
fstranzl@sjearthquakes.com

SAN JOSE EARTHQUAKES



TORONTO FC CAREER STATISTICS VS. SAN JOSE EARTHQUAKES (2-2-4)

UNF	POS	PLAYER	GP	GS	MIN	G	A	SHT	SOG	FC	FS	OFF	CK	C	E	CP
14	FWD	Dwayne De Rosario	4	3	315	3	3	11	5	9	1	6	4	3	0	0
19	FWD	Chad Barrett	5	5	423	3	1	14	6	1	3	2	0	1	0	0
3	DEF	Nana Attakora	4	4	315	1	1	2	2	1	1	0	0	1	0	0
8	MID	Eric Avila	1	1	84	1	0	1	1	2	3	0	1	0	0	0
29	FWD	Maicon Santos	2	2	155	1	0	7	2	2	1	2	0	0	0	0
21	FWD	Alan Gordon	1	1	90	1	0	3	1	1	3	0	0	0	0	0
8	FWD	Pablo Vitti	2	1	99	1	0	3	3	1	1	1	0	0	0	0
8	MID	Dan Gargan	2	2	135	0	1	0	0	2	2	0	0	0	0	0
21	MID	Nick LaBrocca	1	1	90	0	1	0	0	1	3	0	2	0	0	0
10	FWD	Mista	1	0	45	0	1	1	0	2	0	0	0	0	0	0
17	FWD	O'Brian White	3	2	153	0	1	3	1	1	0	1	0	0	0	0
25	MID	Danleigh Borman	2	1	92	0	0	0	0	0	1	0	1	0	0	0
11	MID	Jim Brennan	4	4	359	0	0	2	0	2	2	2	0	1	0	0
12	DEF	Adrian Cann	3	3	270	0	0	1	1	2	0	0	0	0	0	0
2	MID	Sam Cronin	2	0	98	0	0	1	0	0	0	0	0	0	0	0
96	FWD	Jeff Cunningham	1	0	20	0	0	0	0	0	0	0	0	0	0	0
6	MID	Julian de Guzman	5	3	360	0	0	0	0	10	5	0	1	2	0	0
9	FWD	Danny Dichio	2	1	57	0	0	0	0	0	1	2	0	0	0	0
27	DEF	Richard Eckersley	1	1	90	0	0	0	0	3	1	0	0	0	0	0
18	GK	Brian Edwards	1	1	90	0	0	0	0	0	0	0	0	0	0	0
5	DEF	Lesly Felling	1	1	90	0	0	2	2	0	1	0	2	0	0	0
2	D/M	Hunter Freeman	1	1	90	0	0	0	0	1	0	0	0	0	0	0
24	GK	Stefan Frei	4	4	360	0	0	0	0	0	0	0	0	0	0	0
22	MID	Torsten Frings	1	1	90	0	0	2	2	2	2	1	2	0	0	0
4	DEF	Nick Garcia	4	4	360	0	0	1	0	3	2	0	0	0	0	0
20	MID	Amado Guevara	2	3	270	0	0	10	3	1	5	1	10	1	0	0
20	DEF	Ty Harden	3	3	270	0	0	4	0	6	0	1	0	0	0	0
5	DEF	Kevin Harmse	1	1	90	0	0	0	0	1	1	0	0	0	0	0
34	DEF	Raivis Hscanovics	1	1	72	0	0	0	0	1	1	0	0	0	0	0
7	FWD	Fuad Ibrahim	2	1	99	0	0	4	1	1	2	1	0	1	0	0
3	DEF	Andy Iro	1	1	90	0	0	0	0	1	1	0	0	0	0	0
9	FWD	Ryan Johnson	1	1	90	0	0	1	0	1	0	0	0	0	0	0
30	GK	Milos Kocic	1	1	90	0	0	0	0	0	0	0	0	0	0	0
70	FWD	Peri Marosevic	1	1	58	0	0	1	1	0	0	2	0	0	0	0
14	FWD	Tyrone Marshall	2	2	180	0	0	0	0	0	0	0	0	1	0	0
33	FWD	Javier Martina	1	1	90	0	0	1	0	0	0	1	0	0	0	0
5	DEF	Ashlone Morgan	1	1	90	0	0	1	0	1	2	0	0	0	0	0
23	FWD	Jacob Peterson	3	3	270	0	0	3	0	3	1	0	4	1	0	0
7	FWD	Joao Plata	2	1	113	0	0	1	0	0	1	2	0	0	0	0
10	MID	Rohan Ricketts	2	2	180	0	0	0	0	2	2	0	2	0	0	0
32	MID	Laurent Robert	1	1	90	0	0	2	1	1	2	0	2	0	0	0
33	MID	Carl Robinson	3	3	270	0	0	0	0	2	1	0	0	0	0	0
15	MID	Tyler Rosenlund	1	1	70	0	0	0	0	0	0	0	0	0	0	0
25	FWD	Carlos Ruiz	1	0	34	0	0	0	0	0	0	0	0	0	0	0
22	DEF	Amadou Sanyang	1	1	90	0	0	0	0	3	1	0	0	0	0	0
25	MID	Martin Saric	1	1	45	0	0	0	0	1	0	0	0	1	0	0
15	DEF	Adrian Senieux	2	2	180	0	0	0	0	5	2	0	0	1	0	0
23	FWD	Jarrod Smith	1	0	45	0	0	1	0	0	0	0	0	0	0	0
13	FWD	Johann Smith	1	1	45	0	0	0	0	2	0	0	0	0	0	0
10	MID	Alen Stevanovic	1	1	63	0	0	1	1	0	3	1	1	0	0	0
15	MID	Matt Stinson	1	0	32	0	0	0	0	0	0	0	0	0	0	0
1	GK	Greg Sutton	2	2	180	0	0	0	0	0	0	0	0	0	0	0
22	MID	Tony Tchani	1	1	90	0	0	2	1	3	2	0	0	1	0	0
4	DEF	Marco Velez	2	1	91	0	0	0	0	1	0	0	0	0	0	0
55	DEF	Eddy Viator	1	0	6	0	0	0	0	0	0	0	0	0	0	0
16	DEF	Marvell Wynne	2	2	180	0	0	0	0	2	1	0	0	0	0	0
28	MID	Gianluca Zavarise	1	0	27	0	0	0	0	0	0	0	0	0	0	0
TEAM TOTALS			8	8	720	11	9	86	34	84	66	26	32	15	0	0
OPPONENT TOTALS			8	8	720	10	11	107	46	66	84	24	37	14	0	0

GAME-WINNING GOALS: Pablo Vitti 1, Dwayne De Rosario 1

GAME-WINNING ASSISTS: Dan Gargan 1, Nana Attakora 1

PENALTY KICK GOALS/ATTEMPTS: Amado Guevara 0-1

UNF	POS	GOALKEEPER	GP	GS	MIN	SHTS	SV	GA	GAA	PG	PA	W	L	T	SO	O'TIME
18	GK	Brian Edwards	1	1	90	3	2	1	1.00	0	0	0	0	1	0	0-0-0
30	GK	Milos Kocic	1	1	90	3	2	1	1.00	0	0	0	0	1	0	0-0-0
1	GK	Greg Sutton	2	2	180	12	10	2	1.00	1	1	0	1	1	1	0-0-0
24	GK	Stefan Frei	4	4	360	28	21	6	1.50	1	1	2	1	1	0	0-0-0
TEAM TOTALS			8	8	720	46	35	10	1.25	2	2	2	2	4	1	0-0-0
OPPONENT TOTALS			8	8	720	34	21	11	1.38	0	1	2	2	4	2	0-0-0



SEATTLE SOUNDERS



FRONT OFFICE ADDRESS

Virginia Mason Athletic Center
12 Seahawks Way
Renton, WA 98056

Main: (425) 203-8000

Fax: (425) 203-8340

www.SoundersFC.com

CHIEF CLUB OFFICIALS

Majority Owner: Joe Roth
Owner/General Manager: Adrian Hanauer
President: Peter McLoughlin

TEAM INFORMATION

Head Coach: Sigi Schmid
Technical Director: Chris Henderson
Assistant Coaches: Brian Schmetzer, Ezra Hendrickson
Goalkeepers Coach: Tom Dutra
Fitness Coach: Dave Tenney
Assistant Coach/Scout: Kurt Schmid
Equipment Manager: Nolan Myer

TEAM MEDICAL INFORMATION

Head Athletic Trainer: Randy Noteboom
Assistant Athletic Trainer: Chris Cornish
Assistant Athletic Trainer: Aung Aye
Medical Director: Dr. Michael Morris
Team Physicians: Lance Larson, Jason Norsen
Primary Hospital: Virginia Mason

STADIUM INFORMATION

Xbox Pitch At CenturyLink Field
800 Occidental Ave S., Seattle, WA 98134
Main Phone: (206) 381-7555
Field Dimensions: 117 x 73 yards
Surface: FieldTurf Revolution
MLS Capacity: 38,500
Press Box Phone Number: (206) 381-7237, (206) 381-7236;
Press Box Fax: (206) 381-7231
Media Will Call: Southwest Gate
www.CenturyLinkField.com

PRACTICE FACILITY

Starfire Sports Complex
14800 Starfire Way, Seattle, WA, 98188
Main Phone: (206) 431-3232
www.StarfireSports.com

VISITING TEAM HOTEL

The Hyatt at Olive 8
1635 8th Ave, Seattle, WA 98101
Phone: (206) 695-1234
Fax: (206) 676-4400

BROADCAST INFORMATION

English Television: King 5 / Kong 6/16 – PLAY-BY-PLAY: Ross Fletcher; COLOR: Kasey Keller
Spanish Television: KOMO 2 / Comcast 114 – PLAY-BY-PLAY: Jaime Mendez; COLOR: Hugo Alcaraz-Cuellar
English Radio: 97.3 KIRO FM – TALENT: PLAY-BY-PLAY: Ross Fletcher; COLOR: Kasey Keller
Spanish Radio: La Gran D 99.3 FM – TALENT: Rene Aleman, Victor Hernandez, Noe Menendez

PR DIRECTORY

Mike Ferris
Communications Assistant
O: (425) 203-8304
C: (425) 457-9001
E: MikeFe@soundersfc.com
Suzanne Lavender
Director, Corporate Communications
O: (425) 203-8024
C: (206) 730-7549
E: SuzanneL@seahawkssoundersfc.com

Jeff Garza
Communications Assistant
O: (425) 203-9021
C: (206) 255-4661
E: JeffGa@seahawkssounders.com

Matt Winter
Communications Intern
O: (425) 203-8316
C: (206) 399-7497
E: MattW@soundersfc.com

Kenton Olson
Director of Digital and Emerging Media
O: (425) 203-8122
C: (425) 785-6009
E: KentonO@seahawkssoundersfc.com

Matt Gaschk
Digital Media Writer
O: (425) 203-8311
C: (425) 248-0586
E: MattG@soundersfc.com

PR Email: communications@soundersfc.com
Twitter: @SoundersFC
Facebook: www.facebook.com/SeattleSounders
YouTube: www.youtube.com/SoundersFCdotcom

SEATTLE SOUNDERS



TORONTO FC CAREER STATISTICS VS. SEATTLE SOUNDERS FC (1-4-1)																
UNF	POS	PLAYER	GP	GS	MIN	G	A	SHT	SOG	FC	FS	OFF	CK	C	E	CP
14	FWD	Dwayne De Rosario	4	4	349	2	1	9	3	7	6	6	1	1	0	0
17	FWD	O'Brian White	2	1	100	1	1	2	2	0	0	0	0	0	0	0
19	FWD	Chad Barrett	4	4	275	1	0	4	3	2	1	3	0	1	0	0
29	FWD	Maicon Santos	3	3	225	0	1	7	1	5	3	1	0	1	0	0
37	MID	Dan Gargan	4	2	209	0	1	0	0	6	3	0	0	0	0	0
3	DEF	Nana Attakora	1	0	29	0	1	0	0	0	0	0	0	0	0	0
3	DEF	Nana Attakora	3	3	225	0	0	0	0	3	1	0	0	1	0	0
25	MID	Danleigh Borman	2	2	180	0	0	0	0	2	0	0	0	1	0	0
11	MID	Jim Brennan	2	2	180	0	0	1	0	1	1	0	0	1	0	0
12	DEF	Adrian Cann	3	3	270	0	0	0	0	4	0	0	0	1	0	0
16	MID	Oscar Cordon	1	0	45	0	0	1	0	4	0	0	0	1	0	0
2	MID	Sam Cronin	3	1	151	0	0	1	0	1	1	0	1	1	0	0
6	MID	Julian de Guzman	3	3	237	0	0	2	0	7	6	0	0	1	0	0
9	FWD	Danny Dichio	1	0	35	0	0	0	0	1	1	1	0	0	0	0
27	DEF	Richard Eckersley	1	0	90	0	0	0	0	2	1	0	0	0	0	0
24	GK	Stefan Frei	1	5	450	0	0	0	0	0	1	0	0	0	0	0
27	D/M	Gabe Gela	1	0	11	0	0	0	0	0	0	0	0	0	0	0
4	DEF	Nick Garcia	2	1	135	0	0	0	0	2	2	0	0	0	0	0
10	FWD	Ali Gerba	1	0	22	0	0	1	0	0	1	0	0	0	0	0
26	DEF	Matt Gold	1	0	28	0	0	0	0	0	0	0	0	0	0	0
32	DEF	Emmanuel Gomez	1	1	90	0	0	0	0	0	0	0	0	1	0	0
21	FWD	Alan Gordon	1	1	90	0	0	0	0	3	1	1	0	0	0	0
20	MID	Amado Guevara	2	2	180	0	0	6	1	3	1	0	8	0	0	0
20	DEF	Ty Harden	2	2	180	0	0	0	0	1	1	0	0	1	0	0
5	DEF	Kevin Harmse	1	1	90	0	0	1	0	1	0	0	0	0	0	0
4	DEF	Doneil Henry	1	1	90	0	0	0	0	1	0	0	0	0	0	0
34	DEF	Rafnis Hecanovics	1	1	90	0	0	0	0	1	0	0	0	0	0	0
21	MID	Nick LaBrocca	2	2	154	0	0	2	0	0	2	0	5	0	0	0
33	FWD	Javier Martina	2	1	109	0	0	3	1	1	1	0	0	0	0	0
23	FWD	Jacob Peterson	2	2	151	0	0	3	0	0	0	0	1	0	0	0
7	FWD	Joao Plata	1	1	90	0	0	5	0	0	1	0	1	0	0	0
10	MID	Rohan Ricketts	1	1	45	0	0	0	0	0	0	0	0	0	0	0
33	MID	Carl Robinson	1	1	90	0	0	0	0	1	0	0	0	0	0	0
22	DEF	Amadou Sanyang	1	1	90	0	0	0	0	5	3	0	0	0	0	0
25	MID	Martin Saric	1	1	90	0	0	0	0	3	0	0	0	1	0	0
15	DEF	Adrian Serieux	1	1	90	0	0	0	0	2	2	0	0	0	0	0
13	FWD	Johann Smith	1	0	5	0	0	0	0	0	0	0	0	0	0	0
18	FWD	Nick Soolsma	1	1	90	0	0	1	1	2	1	0	0	0	0	0
10	MID	Alen Stevanovic	2	2	133	0	0	1	0	0	2	0	0	0	0	0
11	D/M	Nathan Sturgis	2	1	78	0	0	2	0	1	3	0	7	0	0	0
1	GK	Greg Sutton	1	1	90	0	0	0	0	0	0	0	0	0	0	0
33	DEF	Maksim Usanov	1	1	90	0	0	0	0	3	0	0	0	1	0	0
8	FWD	Pablo Vitti	1	1	85	0	0	1	1	0	0	0	0	0	0	0
31	DEF	Dicoy Williams	1	1	90	0	0	1	0	1	0	0	0	0	0	0
16	DEF	Marvell Wynne	2	2	180	0	0	0	0	1	2	0	0	0	0	0
19	DEF	Mikael Yourassowsky	2	1	134	0	0	3	1	4	3	1	0	1	0	0
TEAM TOTALS			6	6	540	4	5	57	14	81	53	13	24	16	0	0
OPPONENT TOTALS			6	6	540	9	7	74	30	53	81	9	28	7	1	0

GAME-WINNING GOALS: Dwayne De Rosario 1
GAME-WINNING ASSISTS: None
PENALTY KICK GOALS/ATTEMPTS: None

UNF	POS	GOALKEEPER	GP	GS	MIN	SHTS	SV	GA	GAA	PG	PA	W	L	T	SO	O'TIME
24	GK	Stefan Frei	5	5	450	27	20	7	1.40	1	1	1	3	1	2	0-0-0
1	GK	Greg Sutton	1	1	90	3	1	2	2.00	0	0	0	1	0	0	0-0-0
TEAM TOTALS			6	6	540	30	21	9	1.50	1	1	1	4	1	2	0-0-0
OPPONENT TOTALS			6	6	540	14	9	4	0.67	0	0	4	1	1	4	0-0-0





SPORTING KANSAS CITY



SPORTING KANSAS CITY

210 W. 19th Terrace
Kansas City, MO 64108
Main: (913) 387-3400
Toll Free: 888-4KC-GOAL
Fax: (913) 387-3401
www.sportingkc.com

OWNERSHIP

Owners: Neal Patterson, Cliff Illig, Robb Heineman,
Greg Maday, Pat Curran

TEAM INFORMATION

Manager/Technical Director: Peter Vermes
Assistant Coaches: Kerry Zavagnin, Zoran Savic,
John Pasarella
Fitness Coach: Mateus Manoel
Team Administrator: Rick Dressel
Equipment Manager: Mike Flaherty
Head Groundskeeper: Justin Bland

TEAM MEDICAL INFORMATION

Head Athletic Trainer: Chet Norco
Assistant Athletic Trainer: Kenny Ishii
Massage Therapist: Brian Ubert
Chiropractors: Brian Holdeman, David Black
Orthopedic Surgeon: Scott Luallin
Sports Medicine Physician: Neal Erickson
Team Dentist – Jason Ciminieri
Team Ophthalmologist – Brandon Hunter
Physicians Assistant – Angel Monroy
Primary Hospital: Providence Medical Center

STADIUM INFORMATION

Livestrong Sporting Park
One Sporting Way, Kansas City, KS 66111
MLS Capacity: 18,467
Surface: Natural Grass
Field Dimensions: 75 yards x 120 yards
Team colors: Sporting Blue and Dark Indigo
Press Box Phone: 913-912-7675
Largest Attendance:
• 20,839 (LIVESTRONG Sporting Park,
11/6/11 vs Houston Dynamo)
• 52,424 (Arrowhead Stadium, 7/25/2010,
Kansas City 2, Manchester United 1)

PRACTICE FACILITIES

Sporting Club Training Center in Swope Park
6310 Lewis Road
Kansas City, MO 64130

VISITING TEAM HOTEL

Kansas City Marriott Downtown
200 West 12th Street
Kansas City, MO 64105
Main: 816-421-6800
Fax: 816-855-4418

BROADCAST INFORMATION

Television Partner (English): KSMO-TV (CBS Affiliate)
Talent: Play-by-play – Callum Williams; Analyst – Jake Yadrich
Spanish Radio: La Gran D 1340 AM

PR DIRECTORY

Rob Thomson
Vice President, Communications
O: (913) 387-3405
C: (913) 226-6024
E: rthomson@sportingkc.com
Kurt Austin
Communications/Digital
O: (913) 951-3554
C: (816) 516-0577
E: kaustin@sportingkc.com

Josh Whisenhunt
Communications/Digital
O: (913) 387-3428
C: (802) 558-1874
E: jwhisenhunt@sportingkc.com

Alice Schroeder
Communications
O: (913) 387-3423
C: (913) 302-1565
E: aschroeder@sportingkc.com

Jake Yadrich
Video Operations
O: (913) 387-3883
C: (913) 271-8576
E: jyadrich@sportingkc.com

Abner Aceves
Video Operations
C: (816) 589-7253
E: aaceves@sportingkc.com

PR Email: communications@sportingkc.com

SPORTING KANSAS CITY

TORONTO FC CAREER STATISTICS VS. SPORTING KANSAS CITY (3-5-4)

UNF	POS	PLAYER	GP	GS	MIN	G	A	SHT	SOG	FC	FS	OFF	CK	C	E	CP
20	MID	Amado Guevara	5	4	382	4	0	13	9	8	7	1	10	0	0	0
9	FWD	Danny Dichio	7	5	452	2	0	6	5	16	5	6	0	1	0	0
9	FWD	Ryan Johnson	1	1	90	1	1	4	3	0	2	0	0	0	0	0
11	MID	Jim Brennan	8	7	662	1	0	2	1	8	2	2	0	1	0	0
14	FWD	Danny Koevevans	1	1	90	0	0	3	2	1	0	0	0	0	0	0
2	MID	Sam Cronin	2	2	180	0	1	1	0	0	1	0	0	0	0	0
14	FWD	Dwayne De Rosario	3	2	212	0	1	3	1	3	2	4	0	1	0	0
7	MID	Ronnie O'Brien	1	1	90	0	1	4	2	1	1	0	3	0	0	0
33	MID	Carl Robinson	8	8	720	0	1	5	2	10	14	0	5	1	0	0
16	DEF	Marvell Wynne	7	7	630	0	1	1	1	5	3	0	0	0	0	0
3	DEF	Nana Attakora	4	3	270	0	0	0	0	3	4	0	0	0	0	0
19	FWD	Chad Barrett	5	4	322	0	0	9	4	3	4	1	0	0	0	0
25	MID	Danleigh Borman	1	1	90	0	0	1	0	0	0	0	0	0	0	0
2	DEF	Andrew Boyens	3	2	183	0	0	2	0	5	0	0	0	2	1	0
12	FWD	Edson Buddle	2	0	96	0	0	1	1	2	0	0	0	0	0	0
23	MID	Miguel Canizalez	2	0	45	0	0	0	0	0	0	0	0	0	0	0
12	DEF	Adrian Cann	2	2	180	0	0	0	0	2	0	0	0	1	0	0
96	FWD	Jeff Cunningham	3	2	172	0	0	3	1	1	0	3	0	0	0	0
6	MID	Julian de Guzman	2	2	180	0	0	5	2	7	3	1	0	0	0	0
29	FWD	Maicon Santos	3	3	224	0	0	4	2	3	1	3	0	0	0	0
12	DEF	Todd Dunivant	3	2	160	0	0	0	0	2	2	0	0	0	0	0
27	DEF	Richard Eckersley	2	2	166	0	0	1	0	5	1	0	0	1	0	0
6	MID	Maurice Edu	5	4	369	0	0	3	1	12	6	1	0	0	0	0
18	GK	Brian Edwards	1	1	90	0	0	0	0	0	0	0	0	0	0	0
10	FWD	Alecko Eskandarian	1	2	180	0	0	3	2	3	6	0	1	0	0	0
2	D/M	Hunter Freeman	1	1	66	0	0	0	0	0	1	0	0	0	0	0
24	GK	Stefan Frei	6	6	540	0	0	0	0	0	0	0	0	0	0	0
22	MID	Torsten Frings	1	1	80	0	0	2	0	0	2	0	2	0	0	0
27	D/M	Gabe Gala	2	0	62	0	0	0	0	1	0	0	0	0	0	0
4	DEF	Nick Garcia	2	2	117	0	0	0	0	2	0	0	0	0	1	0
8	MID	Dan Gargan	3	2	194	0	0	0	0	3	2	0	0	0	0	0
8	DEF	Kevin Goldthwaite	2	2	180	0	0	2	1	2	2	0	7	0	0	0
20	DEF	Ty Harden	2	1	135	0	0	0	0	1	0	0	0	0	0	0
5	DEF	Kevin Harmse	3	2	160	0	0	0	0	1	0	0	0	0	0	0
4	DEF	Donell Henry	2	0	11	0	0	1	1	0	0	0	0	0	0	0
7	FWD	Fuad Ibrahim	1	0	36	0	0	0	0	0	1	0	0	0	0	0
3	DEF	Andy Iro	1	1	90	0	0	0	0	0	0	0	0	0	0	0
3	DEF	Julius James	1	1	90	0	0	0	0	0	1	1	0	0	0	0
21	MID	Nick LaBrocca	2	2	180	0	0	2	0	3	1	1	2	1	0	0
14	FWD	Tyrone Marshall	2	2	180	0	0	0	0	3	1	0	0	0	0	0
33	FWD	Javier Martina	1	1	90	0	0	1	0	2	1	0	0	0	0	0
10	FWD	Mista	1	1	58	0	0	2	1	0	0	0	2	0	0	0
5	DEF	Ashtone Morgan	1	0	32	0	0	0	0	0	1	0	0	0	0	0
17	MID	Paulo Nagamura	2	2	174	0	0	1	0	4	6	0	0	1	0	0
15	MID	Joseph Nane	1	1	73	0	0	2	0	1	3	0	0	0	0	0
23	FWD	Jacob Peterson	2	2	103	0	0	1	1	0	0	0	1	0	0	0
7	FWD	Joao Plata	1	1	67	0	0	2	0	0	1	0	0	0	0	0
13	D/M	Chris Pozniak	1	1	90	0	0	0	0	0	0	0	0	0	0	0
4	DEF	Marco Reda	2	1	83	0	0	0	0	0	1	0	0	0	0	0
22	GK	Sam Reynolds	1	1	90	0	0	0	0	0	0	0	0	0	0	0
10	MID	Rohan Ricketts	5	4	355	0	0	4	1	10	8	1	3	1	0	0
32	MID	Laurent Robert	2	2	173	0	0	3	2	1	2	0	4	1	0	0
25	FWD	Carlos Ruiz	1	1	54	0	0	0	0	0	1	0	0	0	0	0
21	FWD	Collin Samuel	1	1	80	0	0	2	1	3	1	0	0	0	0	0
22	DEF	Amadou Sanyang	1	1	45	0	0	1	0	0	1	0	0	0	0	0
15	DEF	Adrian Serieux	2	2	180	0	0	0	0	0	2	0	0	0	0	0
23	FWD	Jarrod Smith	1	0	7	0	0	1	0	0	0	0	0	0	0	0
13	FWD	Johann Smith	1	0	24	0	0	0	0	0	0	0	0	0	0	0
18	FWD	Nick Soolsma	2	1	113	0	0	1	0	2	0	1	5	0	0	0
15	MID	Matt Stinson	1	0	46	0	0	2	0	1	0	0	0	1	0	0
11	D/M	Nathan Sturgis	1	1	90	0	0	0	0	0	1	0	5	0	0	0
1	GK	Greg Sutton	4	4	360	0	0	0	0	0	0	0	0	0	0	0
22	MID	Tony Tchani	1	1	90	0	0	1	0	1	3	0	0	1	0	0
28	DEF	Olivier Tebily	1	1	90	0	0	0	0	1	1	0	0	0	0	0
4	DEF	Marco Velez	3	3	270	0	0	0	0	4	0	0	0	0	0	0
55	DEF	Eddy Viator	1	1	90	0	0	0	0	2	0	0	0	0	0	0
8	FWD	Pablo Vitti	1	1	89	0	0	4	1	3	1	2	0	1	0	0
7	MID	Andy Welsh	3	2	167	0	0	3	3	6	6	0	0	1	0	0
17	FWD	O'Brian White	1	0	26	0	0	0	0	1	0	1	0	0	0	0
19	DEF	Mikael Yourassowsky	2	2	148	0	0	2	1	6	4	0	0	0	0	0
28	MID	Gianluca Zavarise	1	1	90	0	0	1	0	2	3	0	0	0	0	0
TEAM TOTALS			12	12	1080	9	6	115	52	168	132	31	50	18	2	0
OPPONENT TOTALS			12	12	1080	14	15	154	64	132	168	44	66	25	2	0

GAME-WINNING GOALS: Amado Guevara 2, Danny Dichio 1
GAME-WINNING ASSISTS: Marvell Wynne 1, Sam Cronin 1
PENALTY KICK GOALS/ATTEMPTS: Dwayne De Rosario 0-1

UNF	POS	GOALKEEPER	GP	GS	MIN	SHTS	SV	GA	GAA	PG	PA	W	L	T	SO	O'TIME
18	GK	Brian Edwards	1	1	90	5	5	0	0.00	0	0	0	0	1	1	0-0-0
22	GK	Sam Reynolds	1	1	90	7	6	1	1.00	0	0	0	0	1	0	0-0-0
24	GK	Stefan Frei	6	6	540	29	20	7	1.17	0	0	2	2	2	3	0-0-0
1	GK	Greg Sutton	4	4	360	23	14	6	1.50	1	1	1	3	0	1	0-0-0
TEAM TOTALS			12	12	1080	64	45	14	1.17	1	1	3	5	4	5	0-0-0
OPPONENT TOTALS			12	12	1080	52	39	9	0.75	0	1	5	3	4	7	0-0-0

**VANCOUVER WHITECAPS FC**

550 – 375 Water Street
 Vancouver, BC V6B 5C6
 Office: 604.669.WAVE (9283)
 Email: info@whitecapsfc.com
 Fax: 604.684.5173
 Website: whitecapsfc.com
 Twitter: @WhitecapsFC
 Match Twitter: @WhitecapsMatch
 Facebook: [facebook.com/WhitecapsFC](https://www.facebook.com/WhitecapsFC)
 Youtube: [youtube.com/VancouverWhitecapsFC](https://www.youtube.com/VancouverWhitecapsFC)

CHIEF CLUB OFFICIALS

Owners: Greg Kerfoot, Steve Luzzo, Jeff Mallett, & Steve Nash
 President: Bob Lenarduzzi
 Chief Operating Officer: Rachel Lewis
 Vice-President, Brand & Partnerships: Kim Jackman
 Vice-President, Finance & Administration: Don Ford
 Director, Professional Teams: Greg Anderson
 Director, Soccer Operations: Tom Soehn

TEAM INFORMATION

Head Coach: Martin Rennie
 Assistant Coach: Paul Ritchie
 Assistant Coach: Carl Robinson
 Assistant Coach & Scouting Coordinator: Jake DeClute
 Goalkeeping Coach: Marius Rovde
 Head Sports Science & Medicine: Rick Celebrini
 Head Athletic Trainer: Jake Joachim
 Physiotherapist: Graeme Poole
 Strength & Conditioning Coach: Steve Ramsbottom
 Head Equipment, Logistic & Facilities Manager: Ed Georgica
 Assistant Equipment Manager: Andrew Lichtenfels
 Manager, Professional Teams: Joe Jesseau

TEAM MEDICAL INFORMATION

Team Physician: Dr. Jim Bovard
 Team Physician: Dr. Bob McCormack

STADIUM INFORMATION

BC Place Stadium
 777 Pacific Boulevard
 Vancouver, BC V6B 4Y8
 MLS Capacity: 21,000
 Pitch Surface: Polytan Ligaturf 240 RS+
 Pitch Dimensions: 117 x 75 yards
 Largest Soccer Attendance: 60,342 (NASL - Vancouver Whitecaps vs. Seattle Sounders, June 20, 1983)
 Club Colours: White, Deep Sea Blue, Whitecaps FC Blue, and Silver

PRACTICE FACILITY

Burnaby Lake Sports Complex West
 3677 Kensington Avenue
 Burnaby, BC V5B 4A5

VISITING TEAM HOTEL

Hyatt Regency Vancouver
 655 Burrard Street
 Vancouver, BC V6C 2R7
vancouver.hyatt.com

BROADCAST INFORMATION

National Television: TSN
 Talent: Play-by-play – Luke Wileman; Analyst – Jason de Vos;
 Sideline – Perry Solkowski
 Regional Television: Rogers Sportsnet
 Talent: Play-by-play – Craig MacEwen; Analyst – TBC
 Radio: TEAM 1410
 Talent: Play-by-play – Peter Schaad; Analyst – Paul Dolan

PR DIRECTORY

Carly Jokic
 Director, Communications & Broadcast
 Office: 604.669.9283 ext. 2287
 Mobile: 604.753.8915
 Email: cjokic@whitecapsfc.com
 Nathan Vanstone
 Manager, Media Relations & Broadcast
 Office: 604.629.2251
 Mobile: 778.228.7177
 Email: nvanstone@whitecapsfc.com
 Jenna Visram
 Manager, Communications & Community Relations
 Office: 604.669.9283 ext. 2260
 Mobile: 604.355.9283
 Email: jvisram@whitecapsfc.com
 Adam Rootman
 Manager, Digital Media
 Office: 604.669.9283 ext. 2273
 Mobile: 604.805.2971
 Email: arootman@whitecapsfc.com
 Brandon Timko
 Coordinator, Communications
 Office: 604.669.9283 ext. 2292
 Mobile: 604.355.1245
 Email: btimko@whitecapsfc.com
 PR Email: communications@whitecapsfc.com

TORONTO FC CAREER STATISTICS VS. VANCOUVER WHITECAPS FC (1-1-0)

UNF	POS	PLAYER	GP	GS	MIN	G	A	SHT	SOG	FC	FS	OFF	CK	C	E	CP
29	FWD	Macon Santos	1	1	90	1	1	1	1	0	0	1	0	0	0	0
14	FWD	Dwayne De Rosario	1	1	90	1	0	4	3	0	1	0	0	0	0	0
18	FWD	Nick Soolsma	2	2	135	1	0	3	2	2	2	0	0	0	0	0
19	DEF	Mikael Yourassowsky	2	1	109	0	1	2	0	1	1	0	0	0	0	0
3	DEF	Nana Attakora	1	1	90	0	0	0	0	1	3	0	0	0	0	0
25	MID	Danleigh Borman	1	1	90	0	0	0	0	1	0	0	0	0	0	0
12	DEF	Adrian Cann	1	1	90	0	0	0	0	1	1	0	0	0	0	0
27	DEF	Richard Eckersley	1	1	90	0	0	0	0	1	1	0	0	0	0	0
24	GK	Stefan Frei	2	2	180	0	0	0	0	0	2	0	0	0	0	0
8	MID	Dan Gargan	2	2	180	0	0	1	0	2	0	0	0	1	0	0
20	DEF	Ty Harden	2	2	180	0	0	0	0	1	2	0	0	0	0	0
13	FWD	Keith Makubuya	1	0	45	0	0	2	0	0	0	0	1	0	0	0
33	FWD	Javier Martina	2	2	177	0	0	2	1	2	1	1	0	0	0	0
5	DEF	Ashtone Morgan	1	0	3	0	0	0	0	0	0	0	0	0	0	0
2	DEF	Demitrius Omphroy	1	0	1	0	0	0	0	0	1	0	0	0	0	0
23	FWD	Jacob Peterson	1	1	71	0	0	3	1	0	2	0	0	0	0	0
7	FWD	Joao Plata	1	1	89	0	0	3	0	1	2	0	0	1	0	0
15	MID	Matt Stinson	1	0	17	0	0	1	0	1	0	0	0	0	0	0
11	D/M	Nathan Sturgis	2	2	159	0	0	0	0	0	1	0	3	1	0	0
28	MID	Gianluca Zavarise	2	1	94	0	0	0	0	2	1	0	0	0	0	0
		TEAM TOTALS	2	2	180	3	2	22	8	16	23	2	4	3	0	0
		OPPONENT TOTALS	2	2	180	4	5	28	9	23	16	4	19	4	0	0

GAME-WINNING GOALS: Nick Soolsma 1

GAME-WINNING ASSISTS: None

PENALTY KICK GOALS/ATTEMPTS: Nick Soolsma 1-1

UNF	POS	GOALKEEPER	GP	GS	MIN	SHTS	SV	GA	GAA	PG	PA	W	L	T	SO	O'TIME
24	GK	Stefan Frei	2	2	180	9	5	4	2.00	0	0	1	1	0	1	0-0-0
		TEAM TOTALS	2	2	180	9	5	4	2.00	0	0	1	1	0	1	0-0-0
		OPPONENT TOTALS	2	2	180	8	5	3	1.50	1	1	1	1	0	0	0-0-0



ALL FOR ONE



BMO FIELD

BMO Field, located at Exhibition Place in Toronto, is Canada's first soccer-specific stadium. With a capacity of 21,140, BMO Field is home to Toronto FC, Canada's first Major League Soccer Team as well as the Canadian National Team.

In the summer of 2007, it was the main venue for the third most watched sporting event in the world, the FIFA U-20 World Cup, in which it hosted over 260,000 people and 12 games. In its first year of operation, over 500,000 people entered through BMO Field's gates. Toronto FC hosted their first International match on May 23, 2007 in a game that featured Portuguese club Benfica.

There are over 200 points of sale for food and beverage throughout the building. It's unique and original food offerings make it an industry leader and set it apart from any other venue in North America.

FACTS:

Constructed:	January 2, 2006 – March 31, 2007
Location:	170 Princes' Blvd on the grounds of Exhibition Place
Cost:	\$62.9 million, a private/public sector partnership
Architect:	Brisbin Brook Beynon Architects
Contractor:	PCL Constructors Eastern Inc.
Seating:	21,859 (Soccer) 28,000 (Concerts)
Playing Surface:	Grass (installed for start of 2010 season)
Size of playing field:	69m x 105m (223ft x 345ft)
Executive Suites:	30
Inaugural Game:	April 28, 2007

TICKET OFFICE

The BMO Field Ticket Office is located at 170 Princes' Blvd, Toronto, ON. During the season, the Ticket Office on-site is open Monday through Friday from 10:00 a.m. – 6:00 p.m. It is located at Gate 1 of the stadium. On event days, the Ticket Office opens at 9:30 a.m.

The phone number for Toronto FC Ticket Sales is 416-360-GOAL (4625). For all other tickets, visit www.ticketmaster.ca.

WILL CALL

The Will Call window is located at the main ticket office located at Gate 1 on the north side of the stadium. Will Call is only open on event days starting at 9:30am. Only the person whose name appears on the ticket order may pick up the tickets. You must have valid photo identification to pick up the tickets. You should also bring with you the credit card used to order the tickets with and your Ticketmaster confirmation number. On days of events, you may also pick up tickets ordered through Ticketmaster at the ticket office.

MERCHANDISE

Merchandise stands are located throughout the stadium. There is one permanent merchandise location on the Main Concourse on the southeast side behind section 112. Toronto FC items are also available online at www.torontofc.ca or from Real Sports Apparel at Maple Leaf Square – next to Air Canada Centre.

Maple Leaf Square is located at York St. and Bremner Blvd. in Downtown Toronto.

ATM

For your convenience, BMO Field is equipped with four ATM machines. Locations are behind Section 107, Section 111, Section 121/122 and Section 125/125.

NEW PITCH AND EXPANSION

BMO Field's artificial playing surface was replaced with a new permanent grass pitch ahead of the 2010 season. The total cost of the project was \$5.5 million of which \$2 million was earmarked for community sports facilities. Toronto's new pitch was laid using Kentucky bluegrass brought in from Alliston, Ontario. The 7,850-square metre playing field is the first major sports field in Canada to employ a SubAir System, which acts like a huge underground vacuum to pull away excess water. 34 kilometres of tubing lies beneath the pitch to heat the field.

As well as the new pitch, over 1,400 seats were added to BMO Field's capacity ahead of the 2010 season with the building of the new North End Stand which cost around \$2.5 million.

TORONTO FC COMMUNITY

Toronto FC is committed to being leaders in our community. For more information on any of the below programs please visit the community section of www.torontofc.ca

PLAYER APPEARANCES

Toronto FC and personnel make over 250 appearances in the community annually. These appearances include but are not limited to visits to local hospitals, schools & soccer clubs.

DONATION REQUESTS

Toronto FC is committed to supporting community initiatives with the help of charities, educational initiatives and programs related to sport development. During the 2011 season Toronto FC donated over 350 items, 200 were for fundraising initiatives.

TICKET PROGRAM

Toronto FC participates in the MLSE "Give a Kid a Game" program with the support of Kids up Front, a local charity that identifies and coordinates the delivery of 1400 Toronto FC tickets to community groups providing children and youth the opportunity to attend a game each season.

ESQ COMMUNITY PLAYER OF THE MONTH

Toronto FC has teamed up with ESQ by Movado to recognize one player each month who most demonstrated outstanding work in the community and commitment to being a positive representative to the team off the pitch. Winners from 2011 include: Stefan Frei, Milos Kocić, Demetrius Omphroy and Doneil Henry.

MLSE SHAPE UP

MLSE is committed to bringing educational programs into schools within our community.

MLSE has teamed up with the Ontario Physical Health and Education Association (Ophea) to introduce Shape Up, a program focused on providing Daily Physical Activity (DPA) resources to Ontario's elementary teachers. The goal of Shape Up is to use professional sports as a means of creating healthy active living opportunities for children and youth Grades 1-8.

COACHES OPEN HOUSE

Toronto FC with the support of Tim Hortons offers the unique opportunity to receive coaching instruction from Toronto FC players, coaches and Academy staff during a one-day training session.



MLSE TEAM UP FOUNDATION

The MLSE Team Up Foundation strives to improve the lives of youth by building facilities, giving to sustainable programs and empowering youth through sports and recreation. With a four team, three sport approach, the Team Up Foundation's efforts will provide children and youth, of all abilities, access to sport and recreational opportunities.

The MLSE Team Up Foundation's legacy program refurbishes hockey rinks, basketball courts and soccer pitches. Through the legacy program, we strive to illustrate the importance that recreational facilities such as rinks, courts and pitches play in shaping the lives of people in a community and creating the next generation of players and coaches.

In past seasons, the Foundation has refurbished the pitches at G. Ross Lord Park and Sorauren Park Soccer Pitches, servicing three youth leagues and over 20 teams.

For more information about the MLSE Team Up Foundation, please contact 416-815-5500 or visit mlseteamupfoundation.org





REAL SPORTS

REAL SPORTS BAR & GRILL

Located at Maple Leaf Square and adjacent to Air Canada Centre, Real Sports Bar & Grill is the most authentic sports experience you can get outside the rink, court and playing field. It's a place where sports heroes gather and fans can live the dream.

Offering an extensive menu ranging from premium items to traditional sports bar fare and 112 taps featuring over 29 brands of beer, the 25,000 square-foot sports bar is also home to 199 High Definition televisions and two-story 32-foot HD screen.

REAL SPORTS APPAREL

Maple Leaf Square is home to Real Sports Apparel, the largest licensed apparel store in Toronto and the official, dedicated team shop of the Toronto Maple Leafs, Toronto Raptors, Toronto FC and Toronto Marlies. The 9,000 square-foot store offers authentic and exclusive collections from all four teams, as well as a wide range of licensed merchandise from the NHL, NBA, MLS, MLB, NFL, UFC and more.

Real Sports Apparel also offers on-site jersey personalization with name and number application and a range of exclusive items from the Real Sports Collectibles line.



MEDIA RELATIONS



TORONTO FC MEDIA RELATIONS

Welcome to the 2011 season of Toronto FC. The media staff looks forward to serving you throughout the season and we welcome your input as we strive to meet your needs. It is our aim to be accessible and accountable and to make your experience with us as easy and pleasant as possible.

TORONTO FC MEDIA RELATIONS DEPARTMENT CONTACTS



Mike Masaro
Coordinator, Media Relations
O: 416-815-5400 ext 5399
C: 416-716-1311
E: mmasaro@torontofc.ca

Media Information Line
416-815-6172

Toronto FC Media Relations Fax
416-815-5452

MAPLE LEAF SPORTS & ENTERTAINMENT CORPORATE COMMUNICATIONS



Rajani Kamath
Director,
Corporate Communications
O: 416-815-5790
E: rajani.kamath@mlse.com



Jamie Deans
Manager,
Corporate Communications
O: 416-815-5445
E: jamie.deans@mlse.com

BMO FIELD

Exhibition Place,
170 Princes' Blvd
Toronto, ON
M6K 3C3

BMO FIELD CREDENTIALS:

Season credentials are limited to local reporters covering Toronto FC on a regular basis. Requests for individual game credentials must be made by email or fax, 48 hours before kick off. Credential requests must be sent by an editor or director and should indicate the access required (media or photographer). Credentials must be worn at all times and are non transferable – they do not guarantee press box seating.

ROAD GAMES:

Media members wishing to cover the team on the road should contact Toronto FC's Media Relations department at least three days prior to the game. Media should make requests for credentials through Toronto FC and not the host team.

GETTING TO BMO FIELD:

From Pearson International Airport:

Take PROVINCIAL ROUTE 427 south and merge onto Gardiner Expressway East via the exit on the left. Take Jameson Avenue exit. Turn left onto Lakeshore Blvd (West). Turn left onto Ontario Drive. Driving time is around 30 minutes although this can be much longer during rush hour.

By Public Transit:

BMO Field is accessible by public transit using the TTC Streetcar or the GO Train and is a 10-15 minute ride from downtown Toronto. From Union Station, take the 590 streetcar to Exhibition Place or the Lakeshore GO Train to the Exhibition stop.

For more information on the TTC (Toronto Transit Commission), call 416-393-INFO (4636) or visit www.ttc.ca. For information on the GO Train, call 416-869-3200 or visit gotransit.com.

MEDIA ENTRANCE:

Gate 4 – located on the west side of BMO Field off Ontario Drive

ACCREDITATION COLLECTION:

Gate 4 – located on the west side of BMO Field off Ontario Drive. Individual game credentials can be picked up 90 minutes before kick off. Any media members arriving after kick off must contact Toronto FC Media Relations to gain access to the stadium.

SEATING:

The press box and broadcast booths are located on level three on the west side of the stadium. Enter through Gate 4 and turn left. Head through the double doors and take the elevator to the third level. A seating chart is posted at the entrance to the press box.

PRESS CONFERENCE ROOM:

Press conferences at BMO Field are held in the Press Conference Room on the ground floor. When coming from the press box, take the elevator to the ground floor. On exiting the elevator, turn left and head straight forward. The press conference room is on the left, just past the stairs.

PHOTOGRAPHERS WORK ROOM:

Located on the ground floor. Enter Gate 4 and turn left. Head through the double doors and turn right. The work room is on the left, just past the stairs.

MATCHDAY DINING:

Food will be served for accredited media in the press box an hour before kick off.

MATCHDAY PARKING:

Unfortunately we are unable to offer parking privileges for media at BMO Field, however there are many pay parking lots located around the stadium. Lot 2 (south side) is closest to Gate 4 and can be accessed by turning from Lakeshore Blvd onto Ontario Drive.



MEDIA DIRECTORY

TECHNICAL

SUPPORTERS GROUPS



LOCKER ROOMS:

Both the home and visiting team locker rooms will be open to credentialed media 15 minutes after each Major League Soccer game. There is no access to locker rooms at Nutrilite Canadian Championship or CONCACAF Champions League matches. For those games, there will be post-match player availability in a mixed zone.

The use of cell phones by media members in the locker room is prohibited. No autographs are to be asked of any team personnel during media access periods.

Training Sessions: Training session locations for 2012 are TBA, but most will take place away from BMO Field. Players and coaches will be available for interviews at the conclusion of training. The Toronto FC Media Information line is updated daily with the latest training and media availability times – call 416-815-6172.

TORONTO FC MEDIA DIRECTORY

Contact information for reporters that regularly cover Toronto FC:

RADIO

The FAN 590 Travis MacKenzie (Producer)
E: travis.mackenzie@rci.rogers.com

TSN RADIO Gareth Wheeler
E: Gareth.wheeler@bellmedia.ca

NEWSPAPERS

Toronto Star Dan Girard
E: dgirard@thestar.ca

Toronto Sun Kurtis Larson
E: Kurtis.Larson@sunmedia.ca

Ryan Wolstat
E: ryan.wolstat@sunmedia.ca

Globe and Mail Paul Attfield
E: pattfield@globeandmail.com

National Post Matt Scianitti
E: mscianitti@postmedia.ca

ONLINE

MLSSoccer.com Larry Millson
E: mook557@hotmail.com

Sportsnet John Molinaro
E: john.molinaro@sportsnet.rogers.com

TV

TSN Luke Wileman
E: luke.wileman@bellmedia.ca

GOLTV Canada Lee Godfrey
E: lgodfrey@mapleleafsports.com

Rogers Sportsnet Gerry Dobson
E: gerry.dobson@sportsnet.rogers.com

PHOTO/VIDEO:

All photographers and television camera operators must stay behind the field boards at all times, unless released by the on-site photo marshal. Each photographer will be permitted to use one monopod – but no tripods. No seats other than 'lawn type' photographer seats will be permitted. Stand alone remote units will not be permitted at any time on or around the goalposts. Units mounted on top of field boards behind the end line will be permitted at the stadium's discretion, provided the equipment does not interfere with the clear display of the field board and does not impede the operation of the broadcast equipment.

Photographers and camera operators shall be permitted in the area between the field boards and the touchline in the area bounded by the edge of the penalty area and the end line. Once situated, no movement between the two halves of the field shall be allowed until half time. No photographer will be permitted to move from end to end on the bench side of the pitch.



RED PATCH BOYS

The Red Patch Boys have taken up the mission of making BMO Field the most colourful, exciting and noisiest place in MLS! We are passionate supporters of Toronto FC and provide fans the opportunity to be part of an organized fan base that is dedicated to backing the team win, lose or draw. The loudest and proudest of these members call sections 112 and 111 of BMO Field their home. Nicknamed "The Bunker", we will join the rest of the supporters section as part of the loudest party in the league and will help to make matches a true "football experience". Regardless of where you take in the action, we welcome anyone who wants to be part of our group. As a Red Patch Boy, you will get access to group functions, club newsletters, community activities and away game trip opportunities.



U-SECTOR

Originally founded in 2000 to support the highest level of professional soccer in the city, U-Sector took its name from Section U, the area of Varsity Stadium the group called home. U-Sector is now based in Section 113 at the south end of BMO Field. The group also boasts many additional members throughout the rest of the supporters section, and throughout the stadium. The goal of U-Sector is to create an atmosphere at Toronto FC games that exceeds any other team in Major League Soccer. Standing, singing, and supporting Toronto FC are what we're about.



TRIBAL RHYTHM NATION

This movement was created to bring a true multi-cultural presence to Toronto FC soccer games. We represent the African, Caribbean and Latin communities in the GTA. The goal of the Tribal Rhythm Nation is to create an atmosphere at Toronto FC games that energizes the whole stadium. The beat of our drums will be heard by all.



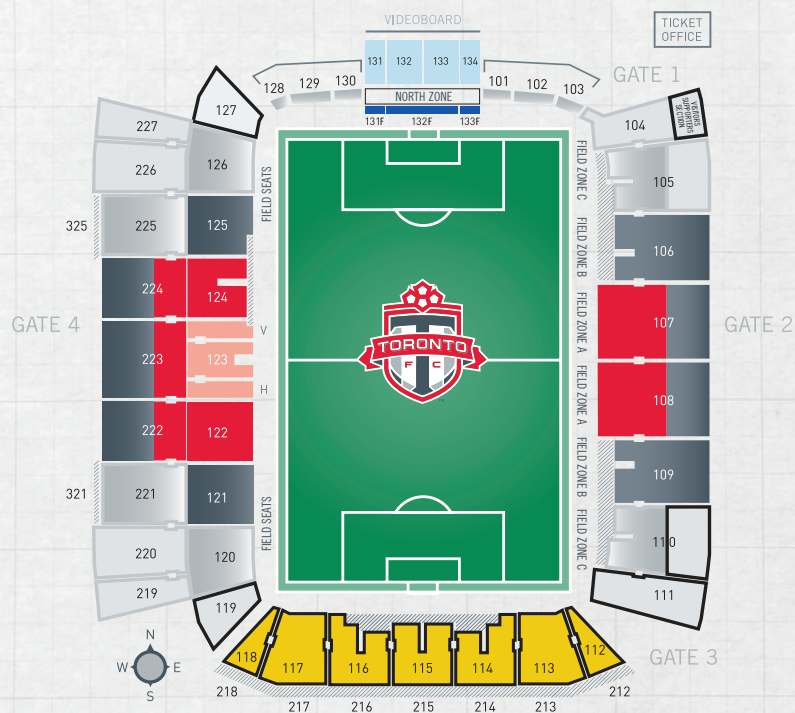
NORTHEAST ELITE

The Northend Elite was created with the intent of bringing the south end of BMO Field atmosphere to the north end of the stadium. We are a passionate group who believes that regardless of what the score line indicates our job is to cheer and support the team from the first minute to the last. We originated, and most of our members are in section 127, but some of our members can also be found at sections 126 & 226 and throughout the Northend of the stadium. We work very closely with other supporters groups in order to create the best atmosphere in MLS.



BMO FIELD

// 2012 TORONTO FC PRICING & SEATING CHART



STADIUM SEATING

2012 SINGLE MATCH PRICES

	CLUB	RED	D BLUE	D GREY	M GREY	L BLUE	L GREY	YELLOW
Regular MLS Match*	\$97	\$77	\$65	\$61	\$41	\$35	\$29	\$27
Premium MLS Match	\$121	\$89	\$71	\$67	\$52	\$45	\$43	\$41

DENOTES ACCESSIBLE SEATING Price matched to colour section.

DENOTES SUPPORTER SECTION Seat Holders in these sections will be permitted to stand persistently throughout matches, as well as use pre-approved flags, banners and drums. For those who would like to sit in these sections, it's important to understand that their view may be obstructed during the match.

All prices include HST and CRA.

*Prices for the Amway Canadian Championship and CONCACAF Champions League are the same as a Regular MLS match.

"Toronto FC" and associated word marks and logos are trademarks, designs and other forms of intellectual property of Major League



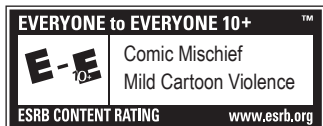


Get active with Kinect.

KINECT™
for  **XBOX 360.**



Games and system
sold separately.



©2012 MLS™

Xbox 360® is a proud
sponsor of MLS

