

2014 MEDIA GUIDE  
ALL FOR ONE





**BMO® would like to welcome  
Michael Bradley, Jermain Defoe,  
and Gilberto to Toronto FC.**

**See you on the pitch!**

 /BMOcommunity

 @BMOsoccer



## CONTENTS

---

MANAGEMENT	7
PLAYERS	21
ACADEMY	79
LAST SEASON	95
HISTORY	111
MAJOR LEAGUE SOCCER	155
OPPONENTS	213
ALL FOR ONE	250

# TORONTO FC 2014 SCHEDULE

## TORONTO FC 2014 SCHEDULE

DATE	OPPONENT	HOME/AWAY	TIME (EST)	BROADCAST
Saturday, March 15	Seattle	Away	4:30 PM	TSN/NBCSN
Saturday, March 22	D.C. United	Home	4:30 PM	TSN
Saturday, March 29	Real Salt Lake	Away	9:30 PM	TSN2
Saturday, April 5	Columbus	Away	6:00 PM	SN 360
Saturday, April 12	Colorado	Home	4:00 PM	TSN
Saturday, April 19	FC Dallas	Away	8:30 PM	SN ONE
Saturday, May 3	New England	Home	1:00 PM	TSN2
Saturday, May 17	New York	Home	4:30 PM	TSN
Friday, May 23	Sporting Kansas City	Away	8:30 PM	TSN2
Saturday, May 31	Columbus	Home	5:00 PM	TSN2
Saturday, June 7	San Jose	Home	4:00 PM	TSN
Friday, June 27	New York	Away	8:00 PM	SN ONE
Wednesday, July 2	Chicago	Away	8:30 PM	TSN
Saturday, July 5	D.C. United	Home	7:00 PM	TSN2
Saturday, July 12	Houston	Home	7:00 PM	SN 360
Wednesday, July 16	Vancouver	Home	8:00 PM	TSN
Saturday, July 19	Houston	Away	9:00 PM	SN 360
Saturday, July 26	Sporting Kansas City	Home	7:00 PM	TSN2
Wednesday, July 30	D.C. United	Away	7:00 PM	SN ONE
Sunday, August 3	Montreal	Away	6:00 PM	TSN
Saturday, August 9	Columbus	Away	7:30 PM	SN 360
Saturday, August 16	Sporting Kansas City	Away	8:30 PM	TSN2
Saturday, August 23	Chicago	Home	7:00 PM	SN 360
Saturday, August 30	New England	Home	5:00 PM	SN ONE
Wednesday, September 3	Philadelphia	Away	7:00 PM	TSN2
Saturday, September 6	Philadelphia	Home	2:00 PM	TSN2
Saturday, September 13	Chicago	Away	8:30 PM	SN ONE
Sunday, September 21	Chivas USA	Home	3:00 PM	SN 360
Saturday, September 27	Portland	Home	1:00 PM	TSN2
Saturday, October 4	LA Galaxy	Away	10:30 PM	TSN
Wednesday, October 8	Houston	Home	7:30 PM	TSN
Saturday, October 11	New York	Away	7:00 PM	TSN
Saturday, October 18	Montreal	Home	2:00 PM	TSN
Saturday, October 25	New England	Away	7:30 PM	TSN

■ HOME □ AWAY

TORONTOFC.CA



**MANAGEMENT**

**M DIREC**

George Cope, Dale H. Lastman, Edward Rogers, Lawrence M. Tanenbaum, O.C. (Chairman of the Board), Mary Ann Turcke

Chairman, MLS Governor.....	Larry Tanenbaum, O.C.
President & Chief Executive Officer, MLS Governor.....	Tim Leiweke
Chief Financial Officer.....	Ian Clarke
Chief Project Development Officer.....	Bob Hunter
Chief Commercial Officer.....	Dave Hopkinson
Chief Legal & Development Officer.....	Peter Miller
Vice President, Global Partnerships.....	Jeff Deline
Vice President, Facilities & Live Entertainment.....	Justina Klein
Vice President, Marketing & Communications.....	Shannon Hosford
Vice President, Sales & Service.....	Tom Pistorio
Senior Vice President, Finance.....	Kevin Nonomura
Vice President, Technology.....	Sasha Puric
Vice President, Live Entertainment.....	Wayne Zronik
General Manager, Toronto FC.....	Tim Bezbatchenko
Senior Vice President & General Manager, Toronto Maple Leafs.....	David Norris
President, General Manager, Toronto Raptors.....	Masai Ujiri

General Manager .....	Tim Bezbatchenko
Head Coach .....	Ryan Nelsen
Assistant Coach & Director of Player Recruitment .....	Fran O'Leary
Assistant Coach .....	Jason Bent
Assistant Coach .....	Duncan Oughton
Assistant Coach .....	Jim Brennan
Goalkeeper Coach .....	Stewart Kerr
Team Physician .....	Dr. Ira Smith
Head Athletic Therapist .....	Carmelo Lobue
Assistant Athletic Therapist .....	Shawn Jeffers
Massage Therapist & Acupuncturist .....	Marcelo Casal
Strength & Conditioning Coach .....	Adrian Lamb
Equipment Manager .....	Malcolm Phillips
Assistant Equipment Manager .....	Sacha De Almeida
Senior Manager, Team Operations .....	Corey Wray
Coordinator, Team Operations .....	Ted Tieue
International Scouting Coordinator & Academy Coach .....	Issa Tall
Executive Assistant .....	Leslie Williamson
Head Chef .....	Elaine Flamenco
Sous Chef .....	Vince Ebuena
Academy Chef .....	Diana Dinis
Kitchen Assistant .....	Bobby P

Senior Director, Global Partnerships TFC .....	Chris Shewfelt .....
Senior Director, Marketing (Raptors/TFC) .....	David Freeman .....
Director, Sales .....	Anton Wimmer .....
Director, Finance .....	Julien Masson .....
Manager, Sports Development TFC .....	Breagha Carr-Harris .....
Manager, Game Operations & Marketing .....	Miguel Ferreira .....
Coordinator, Marketing .....	John Febraro .....
Marketing Coordinator, Toronto Raptors/TFC Marketing .....	Jason Morra .....
Manager, Corporate Partnership Marketing .....	Pat Bakker .....
Accountant .....	J.P. Sebastian .....
Team Photographer .....	Paul Giamou .....

Director, Communications.....	Jamie Deans
Coordinator, Media Relations.....	Mike Masaro
Assistant Media Relations.....	Anthony Cozzetto
Coordinator, Corporate Communications.....	Abby Albano



Assistant General Manager and Academy Director, TFC .....	Greg Vanney
Senior Manager, Team Development, TFC .....	Jamie McMillan
Coordinator, Academy Operations .....	Marrin Scannell
Head Coach, Senior KIA TFC Academy Team .....	Anthony Capotosto
Head Coach, Junior KIA TFC Academy Team .....	Michael Stefano
Head Coach, U-16 KIA TFC Academy .....	Rick Titus
Head Coach U-13 KIA TFC Academy .....	Danny Dichio
Head Coach, U-12 KIA TFC Academy .....	Gianni Cimini
Goalkeeper Head Coach .....	Jon Conway
Assistant Goalkeeper Coach .....	Paolo Ceccarelli
Assistant Goalkeeper Coach .....	Domenic Lentile
Assistant Goalkeeper Coach .....	Luciano Lombardi
Head Therapist .....	Stefan Zlatanov
Academy Therapist & Head Clinician .....	Matthew Bennett
Academy Therapist .....	Nikita Komarov
Academy Therapist .....	Drew Eddy
Academy Therapist .....	Kevin Montgomery
Academy Equipment Manager .....	Fabian Casar
Academy Support & Guidance Counsellor .....	Ryan Young
	Nicolle Donis

General Manager, BMO Field, Ricoh Coliseum.....	Peter Churchill
Manager, Accounting.....	Ryan Gillis
Manager, Venue Operations.....	Chris Chartier
Manager, Building Operations, BMO Field, Ricoh Coliseum.....	Curtis Dray
Manager, Event Services, BMO Field, Ricoh Coliseum.....	Jodie Bekker
Coordinator, Event Services.....	Alicia Brown
Coordinator, Event Services.....	Michelle Lovrics
Coordinator, Fan Services/Event Services.....	Justin Ratushniak
Supervisor, Building Operations.....	Greg Norton
Supervisor, Building Operations.....	Graham Hovius
Coordinator, Accounting.....	Crystal Trepanier
Coordinator, IT.....	Adam Mallia

Supervisor, Building Operations.....	Tyrone Porras
Head Grounds Keeper.....	Robert Haggie

Senior Director, Corporate Responsibility & Executive Director, MLSE Foundation .....	Michael Bartlett
Manager, Community Development & Fundraising .....	Tanya Mruk
Associate Manager, Community Development .....	Bridgette Estrella
Specialist, Event Operations .....	James King
Specialist, In Arena Fundraising & Partnerships .....	Shellie Thomas
Coordinator, Community Development .....	Kendra Kerr
Coordinator, Community Partnerships .....	Nilesh Chauhan
Coordinator, Community Engagement .....	Annie Cho
Coordinator, Fundraising & Donor Relations .....	Lisa Wiele

Executive Producer & General Manager .....	Frank Hayward
Director, Business Development .....	Aaron Lafontaine
Director News Development & Distribution .....	Chris Clarke
Director, Network Production and Programming .....	Peter Papoukas
Producer, GOLTV Broadcast .....	Dan Gladman
Manager, Network Production .....	Jamie Arnold
Producer, Networks .....	Scott Wallace
Network Producer .....	Chris McWade
Program Coordinator .....	Chantal Blais
Supervisor, Programming .....	Coralie Chondronikolas
Executive Assistant .....	Pina Dell'Anno
Talent .....	Dan Dunleavy
Talent .....	Lee Godfrey
Talent .....	Tessa Bonhomme
Talent .....	Adrian Serinoux

Manager, Digital Production.....	Mike Ball
Manager Digital Content & Social Media.....	Jonathan Sinden
Online Community Manager, Toronto FC.....	Sean Key
Brand Ambassador.....	Rachel Bonnetta
Producer, Digital Production.....	Jason Sandford
Producer, Video Production.....	Clayton Hansler

## BOARD OF D



**LEADER**



## MLS GOVERNOR, TORONTO FC



Mr. Tanenbaum is currently Chairman and Chief Executive Officer of Kilmer Van Nostrand Co. Limited (KVN), having served as President & CEO from 1968 to 2000. Under his direction, Kilmer developed into a multi-faceted construction operation with operating divisions and subsidiaries covering road building and paving, ready-mix concrete, aggregates, heavy construction, trucking and pipe manufacturing. Through December 2000, Kilmer's road building, paving and aggregates operations were conducted through Kilmer's wholly owned subsidiary, The Warren Paving & Materials Group Limited. Mr. Tanenbaum served as Chairman of Warren, which was Canada's largest asphalt paving company. Warren's activities also included major commercial aggregates operations, liquid asphalt trading and distribution and road maintenance. In December 2000, Warren was merged into Lafarge Corporation, North America's largest diversified supplier of construction materials. As a result of this merger, Kilmer became a significant shareholder in Lafarge NA, and Mr. Tanenbaum served on the Board and chaired its Finance Committee until the 2006 buyout by Lafarge SA. Kilmer today manages infrastructure investments through Kilmer Brownfield

Mr. Tanenbaum has a Bachelor of Science degree in Economics from Cornell University (1968).



**MLS GOVERNOR, TORONTO FC**



In addition to the Los Angeles Kings and LA Galaxy, AEG Sports shares ownership of additional professional sports franchises

Tim and his wife reside in Toronto and have a daughter, Francesca.

**RAL MAN**



Tim Bezbatchenko, 32, was named General Manager of Toronto FC on September 20, 2013.

Prior to joining Toronto FC, Bezbatchenko spent three years as the Senior Director of Player Relations and Competition with Major League Soccer (MLS). In that role, he was responsible for negotiating and drafting player contracts, as well as finalizing loan and transfer

Prior to joining MLS, Bezbachenko served as an attorney for Shearman & Sterling LLP, in New York, where he worked in their Mergers & Acquisitions group. He graduated from the University of Richmond with a B.A. in Economics and Leadership Studies in 2004 and later from the University of Cincinnati College of Law in 2008.

The native of Westerville, Ohio played two professional seasons as a midfielder for the Pittsburgh Riverhounds, and won the USL Pro League Atlantic Division Championship in 2004.



Ryan Nelsen was named the eighth head coach in club history on January 8, 2013.

In 1998, he moved to the United States on a university scholarship, playing for North Carolina's Greensboro College in the NCAA and later

Drafted fourth overall in the 2001 MLS SuperDraft by D.C. United, Nelsen spent four years with the club where he played a key role in bringing the team its fourth championship. During his tenure at D.C. United, he made 81 appearances, posting seven goals and five assists. He served as Team Captain from 2003 to 2004 and was twice named as MLS's Best XI in 2003 and 2004.

In 2005, Nelsen moved to the English Premier League, playing for Blackburn Rovers from 2005 to 2012, posting 195 appearances in all competitions, scoring eight goals. He was named Captain less than a month after his arrival with the team. In 2012, he signed with Tottenham Hotspur as a free agent on a six-month contract. He made nine appearances, five League and four FA Cup, scoring one goal in all competitions for the Spurs.

In June 2012, Nelsen signed with Queens Park Rangers and went on to make 24 appearances for the club. He played his final professional game on Tuesday, January 29 against the defending EPL Champions, Manchester City. The game ended in a 0-0 draw.

Since 1999, Nelsen has more than 40 caps for New Zealand's All Whites National Team. He also captained the All Whites at the 2008 Beijing Olympics, the 2010 FIFA World Cup in South Africa and most recently, at the 2012 London Olympics.

In 2011, Nelsen was named an Officer of the New Zealand Order of Merit for his services to football. He also co-authored a book with fellow New Zealander Tony Smith called *Ryan Nelsen's Road to the World Cup*.

CHING ST



**ASSISTANT COACH AND DIRECTOR OF PLAYER RECRUITMENT,  
TORONTO FC**

He previously held coaching positions at Elmira College, Kenyon College, Dartmouth and George Mason. O'Leary is a graduate of Thomas Edison State College and began his coaching career as an Assistant at Boston College.

**ASSISTANT COACH, TORONTO FC**

Following his retirement as a player on April 6, 2010, Brennan was named the club's assistant general manager. On March 1, 2011, Brennan was named head coach of Toronto FC's U17 Academy team.



CHING ST

**ASSISTANT COACH, TORONTO FC**

In addition to his club football career, Bent earned 32 caps for the Canadian National Team.

ASSISTANT COACH, TORONTO FC

Prior to his career in coaching, Oughton played his entire ten year career for the Crew. He was originally selected tenth overall in the 2001 MLS SuperDraft; and went on to win the MLS Cup in 2008, along with the Supporters Shield on three occasions ('04, '08, '09) and the Lamar Hunt U.S. Open Cup in 2002. Oughton earned 27 caps and scored two goals for the New Zealand National team. He was part of New Zealand's FIFA Confederations Cup squad in 2003 and 2009. Oughton retired as a player following the 2010 season.



GOALKEEPING COACH, TORONTO FC

Following his retirement as a player Kerr worked as the goalkeeping coach for Scottish clubs, Airdrie United and then with Motherwell FC before moving to Toronto FC.

## TEAM STAFF



**DR. IRA SMITH**

Team Doctor  
Eighth season with Toronto FC  
Born: Toronto, ON



**CARMELO LOBUE**

Head Athletic Therapist  
Eighth season with Toronto FC  
Born: Toronto, ON



**SHAWN JEFFERS**

Assistant Athletic Therapist  
Eighth season with Toronto FC  
Born: North York, ON



**MARCELO CASAL**

Massage Therapist  
& Acupuncturist  
Seventh season with Toronto FC  
Born: Etobicoke, ON



**ADRIAN LAMB**

Strength & Conditioning  
First season with Toronto FC  
Born: Seascale, England



**COREY WRAY**

Senior Manager, Team Operations  
Eighth season with Toronto FC  
Born: Toronto, ON



**TED TIEU**

Coordinator, Team Operations  
Third season with Toronto FC  
Born: Oakville, ON



**ISSA TALL**

International Scouting Coordinator &  
Academy Coach  
First season with Toronto FC  
Born: Mulhouse, France



**MIKE MASARO**

Coordinator, Media Relations  
Fourth season with Toronto FC  
Born: Mississauga, ON



**ANTHONY COZZETTO**

Media Relations Assistant  
First season with Toronto FC  
Born: Toronto, ON



**LESLIE WILLIAMSON**

Executive Assistant  
Second season with Toronto FC  
Born: Milton, ON



**MALCOLM PHILLIPS**

Equipment Manager  
Eighth season with Toronto FC  
Born: Southampton, England



**SACHA DE ALMEIDA**

Assistant Equipment Manager  
Third season with Toronto FC  
Born: Toronto, ON





# PLAYERS



## 2014 TORONTO FC TEAM ROSTER



NO.	NAME	POSITION	HEIGHT	WEIGHT	D.O.B.	AGE*	BIRTH PLACE
1	Chris Konopka	GK	6-5	210	04-14-1985	28	Tom River, NJ
2	Justin Morrow	D	5-9	165	10-04-1987	26	Cleveland, OH
4	Michael Bradley	M	6-2	205	07-31-1987	26	Princeton, NJ
5	Ashtone Morgan	D	5-11	165	02-09-1991	23	Toronto, ON
6	Gale Agbossoumonde	D	6-2	195	11-17-1991	22	Lome, Togo
7	Bright Dike	F	6-1	220	02-02-1987	27	Oklahoma City, OK
8	Kyle Bekker	M	5-10	165	09-02-1990	23	Oakville, ON
9	Gilberto	F	5-10	154	06-05-1989	24	Piranhas, Brazil
11	Jackson	M	5-9	154	06-03-1988	25	Franca, Brazil
12	Joe Bendik	GK	6-3	205	04-25-1989	24	Marietta, GA
13	Steven Caldwell	D	5-11	165	09-12-1980	33	Stirling, Scotland
14	Dwayne De Rosario	M	5-11	164	05-15-1978	35	Scarborough, ON
15	Doneil Henry	D	6-0	180	04-20-1993	20	Brampton, ON
16	Bradley Orr	D	6-1	195	11-01-1982	31	Liverpool, England
17	Nick Hagglund	D	6-1	193	09-14-1992	21	Cincinnati, OH
18	Jermain Defoe	F	5-11	143	10-07-1982	31	Beckton, England
21	Jonathan Osorio	M	5-9	160	06-12-1992	21	Toronto, ON
22	Jordan Hamilton	F	6-0	185	03-17-1996	17	Scarborough, ON
23	Alvaro Rey	M	6-1	171	07-11-1989	24	Seville, Spain
25	Jeremy Hall	D/M	5-11	165	09-11-1988	25	Tampa, FL
28	Mark Bloom	D	6-0	165	11-25-1987	26	Marietta, GA
30	Julio Cesar	GK	6-1	175	09-03-1979	34	Duque De Caxias, Brazil
32	Andrew Wiedeman	F	6-0	165	08-22-1989	24	San Ramon, California
33	Ryan Richters	D	6-2	163	04-12-1989	24	Southampton, PA
34	Manuel Aparicio	M	5-7	150	09-17-1995	18	Buenos Aires, Argentina
40	Quillan Roberts	GK	6-0	193	09-13-1994	19	Brampton, ON

Roster as of March 6, 2014  
 \* ages - as of opening day 2014



HOMETOWN: **SYRACUSE, NY** NATIONALITY: **AMERICAN**

PRONUNCIATION: "GAL-EH AG-BOOS-O-MON-DEH"

**PERSONAL** Aside from soccer, Gale's favourite sport is basketball as he played a lot as a child. He also enjoys going bowling and playing FIFA and claims to be the FIFA King. He enjoys listening to a wide range of music from Chris Brown to Coldplay and Maroon 5. As a child he wanted to be a detective and says that's why he enjoys investigative television shows today.

[illegible]

Goals	0
Assists	0
Shots on Goal	0
Shots	1, 2 times, last: Sept. 7, 2013, TOR at POR
Fouls Committed	4, 2 times, last: July 17, 2013, TOR at CHV
Fouls Suffered	2, 2 times, last: July 17, 2013, TOR at CHV

# 34

## MANUEL APARICIO

MIDFIELDER



**5'6 149 LBS.** BIRTH DATE: **09.17.1995** BIRTHPLACE: **BUENOS AIRES, ARGENTINA**  
 HOMETOWN: **TORONTO, ONTARIO** NATIONALITY: **ARGENTINE-CANADIAN**

LAST CLUB: **KIA TORONTO FC ACADEMY** HOW ACQUIRED: **SIGNED WITH TORONTO FC ON THURSDAY, AUGUST 8, 2013**  
 PRONUNCIATION: "APP-AH-REE-CEE-OH"

Aparicio enters his second season with Toronto FC. He became the eighth player in club history to sign for the first team, when he joined on August 8, 2013. Aparicio originally joined the Academy in October 2010 after spending one season with the Unionville Milliken Soccer Club. Upon moving to Canada with his family, Aparicio joined the North York Soccer Club and spent four seasons there. Aparicio competed for Canada's U-18 National side in the 2013 COTIF U-20 Tournament last August in l'Alcúdia, Spain. Aparicio earned a call-up to the Men's Senior team preseason camp in January 2014.

**PERSONAL** Known as "Manny" or "Manu" by his teammates. He also enjoys spending time with his family and friends, playing video games, watching movies, and teaching his younger brother the game of soccer.

**2013** Started in seven matches, scoring two goals for the Kia Toronto FC Academy Senior Team. He was named the club's player of the tournament during the Dallas Cup. Made five appearances for the club in MLS Reserve League play, starting in four matches.





LAST CLUB: **BOSTON COLLEGE EAGLES** HOW ACQUIRED: **SIGNED WITH TORONTO FC ON THURSDAY, AUGUST 8, 2013**  
PRONUNCIATION: "BECK-ER"

Bekker was drafted third overall by Toronto FC in the 2013 MLS SuperDraft. He spent four seasons at Boston College, appearing in 80 games for the Eagles, scoring 17 goals and added 22 assists. In his Freshman year he earned ACC All-Freshman Team honours and was the only player at Boston College to start in every match. Bekker was named to the All-ACC First Team in 2011 and again this past season. He ranks second all-time at Boston College in assists. The Oakville, Ontario native earned four caps for the U23 Canadian Men's National Team during the 2012 CONCACAF Men's Olympic qualifying tournament. Bekker made his debut at the age of 15 with the Canadian national youth program. In January 2013, Bekker earned his first call up for the Canadian Men's National Team. Prior to joining Boston College, Bekker played his youth soccer with the Oakville Bluestars winning the Ontario Cup championship twice (2004 and 2005) along with the national title in 2004. In 2006 he joined the Mississauga Dixie Dominators and won back-to-back Ontario Cup championships in 2006 and 2007 and added another national title in 2006. Bekker then moved onto the Sigma Elite Training Centre program prior to his collegiate career. In 2008, Bekker earned an invitation to train with AFC Ajax youth academy.



YEAR	TEAM	GP	GS	MIN	G	A	SHT	SOG	FC	FS	OFF	CK	C	E
2013	Toronto FC	9	3	335	0	0	11	1	5	2	1	7	0	0
OPPONENT		GP	GS	MIN	G	A	SHT	SOG	FC	FS	OFF	CK	C	E
Chicago		1	1	90	0	0	3	0	1	1	0	0	0	0
Chivas USA		1	0	22	0	0	2	0	0	1	0	5	0	0
D.C. United		1	0	1	0	0	0	0	0	0	0	0	0	0
Sporting KC		2	0	10	0	0	0	0	1	0	0	0	0	0
Montreal		2	1	120	0	0	3	1	2	0	1	0	0	0
New York		1	0	2	0	0	0	0	0	0	0	0	0	0
Vancouver		1	1	90	0	0	3	0	1	0	0	2	0	0
MONTH		GP	GS	MIN	G	A	SHT	SOG	FC	FS	OFF	CK	C	E
March		3	1	123	0	0	3	0	3	0	0	2	0	0
July1		0	2	2	0	0	2	0	0	1	0	5	0	0
September		3	0	10	0	0	0	0	0	0	0	0	0	0
October		2	2	180	0	0	6	1	2	1	1	0	0	0

Goals	0
Assists	0
Shots on Goal	1, Oct. 26, 2013, TOR vs. MTL
Shots	3, 3 times, last: Oct. 26, 2013, TOR vs. MTL
Fouls Committed	1, 5 times, last: Oct. 26, 2013, TOR vs. MTL
Fouls Suffered	1, 2 times, last: Oct. 19, 2013, TOR at CHI

**PERSONAL** In his spare time Kyle likes hanging out with his friends and family, enjoys watching movies and listening to a wide range of music. His favourite movies are Billy Madison and Snatch.

**2013** Appeared in nine matches, starting in three, while logging 335 minutes

**AMWAY CANADIAN CHAMPIONSHIP** Appeared and started in two matches

**INTERNATIONAL** Earned 11 caps for Canada, member of 2013 CONCACAF Gold Cup squad



LAST CLUB: **PORTLAND TIMBERS** HOW ACQUIRED: **TRADE WITH PORTLAND TIMBERS ON DECEMBER 12, 2012**  
PRONUNCIATION: "BEN-DIK"

**PERSONAL** Hands down the best Black Ops player in all of Major League Soccer. Joe also enjoys wood working and building. A jack of all traits and a master of two. Nicknames include: Big Country, Tin Man, Joey “Da” Cat, and Billy.

**2012** Appeared in five matches, started in three, logging 326 matches for Portland

YEAR	TEAM	GP	GS	MIN	SOG	SV	SHO	GA	GAA	PK	PKA	W	L	T
2012	Portland	5	3	326	21	11	0	8	2.21	2	2	0	2	3
2013	Toronto FC	33	33	2970	139	90	4	46	1.39	2	2	6	16	11
	<b>Totals</b>	<b>38</b>	<b>36</b>	<b>3296</b>	<b>160</b>	<b>101</b>	<b>4</b>	<b>54</b>	<b>1.47</b>	<b>4</b>	<b>4</b>	<b>6</b>	<b>18</b>	<b>14</b>

OPPONENT	GP	GS	MIN	SOG	SV	SHO	GA	GAA	PK	PKA	W	L	T
Chicago	1	1	90	4	3	0	1	1	0	0	0	0	1
Chivas USA	1	1	90	3	2	0	1	1	0	0	0	1	0
Columbus	3	3	270	13	9	0	4	1.33	0	0	1	2	0
Colorado	1	1	90	3	2	0	1	1	0	0	0	1	0
FC Dallas	1	1	90	3	1	0	2	2	0	0	0	0	1
D.C. United	4	4	360	15	11	0	4	1	2	2	2	0	2
Houston	2	2	180	6	4	1	1	0.5	0	0	0	0	2
Sporting KC	3	3	270	16	10	0	6	2	0	0	1	2	0
Los Angeles	1	1	90	5	3	0	2	2	0	0	0	0	1
Montreal	4	3	293	18	11	1	7	2.15	2	2	1	2	1
New England	3	3	270	10	5	1	3	1	0	0	1	1	1
New York	3	3	270	10	6	1	4	1.33	0	0	0	2	1
Philadelphia	3	3	270	17	13	0	3	1	0	0	0	1	2
Portland	1	1	90	7	3	0	4	4	0	0	0	1	0
Real Salt Lake	2	2	180	9	6	0	3	1.5	0	0	0	2	0
Seattle	2	1	123	5	3	0	3	2.2	0	0	0	1	1
San Jose	2	2	180	13	7	0	4	2	0	0	0	1	1
Vancouver	1	1	90	3	2	0	1	1	0	0	0	1	0

MONTH	GP	GS	MIN	SOG	SV	SHO	GA	GAA	PK	PKA	W	L	T
March	4	4	360	16	10	0	6	1.5	1	1	1	2	1
April	5	4	383	22	13	0	8	1.88	1	1	0	2	3
May	4	4	360	14	8	0	6	1.5	0	0	0	4	0
June	4	4	360	13	9	1	3	0.75	1	1	1	1	2



TORONTOFC.CA

PLAYERS 31



LAST CLUB: ATLANTA SILVERBACKS HOW ACQUIRED: LOANED TO TORONTO FC ON FRIDAY, JULY 12, 2013  
PRONUNCIATION: "B'LOOM"

**PERSONAL** Bloom enjoys going to the beach, playing golf and watching movies in his spare time.

**2013** Appeared and started in six matches, recording one assist, while logging 540 minutes for Toronto FC. With Atlanta, he started in 12 matches, adding one assist and logged 1,080 minutes

YEAR	TEAM	GP	GS	MIN	G	A	SHT	SOG	FC	FS	OFF	CK	C	E
2013	Toronto FC	6	6	540	0	1	1	1	4	5	0	0	0	0
OPPONENT		GP	GS	MIN	G	A	SHT	SOG	FC	FS	OFF	CK	C	E
Chicago		1	1	90	0	0	1	1	0	1	0	0	0	0
D.C. United		1	1	90	0	1	0	0	1	2	0	0	0	0
Sporting KC		1	1	90	0	0	0	0	0	1	0	0	0	0
Montreal		1	1	90	0	0	0	0	1	0	0	0	0	0
New York		1	1	90	0	0	0	0	0	1	0	0	0	0
Philadelphia		1	1	90	0	0	0	0	2	0	0	0	0	0
MONTH		GP	GS	MIN	G	A	SHT	SOG	FC	FS	OFF	CK	C	E
September		3	3	270	0	1	0	0	1	4	0	0	0	0
October		3	3	270	0	0	1	1	3	1	0	0	0	0

Goals	0
Assists	1, Sept. 28, 2013, TOR vs. DC
Shots on Goal	1, Oct. 19, 2013, TOR at CHI
Shots	1, Oct. 19, 2013, TOR at CHI
Fouls Committed	2, Oct. 5, 2013, TOR at PHI
Fouls Suffered	2, Sept. 28, 2013, TOR vs. DC





## MIDFIELDER

HOMETOWN: **PRINCETON, NEW JERSEY** NATIONALITY: **AMERICAN**

PRONUNCIATION: "BRAD-LEE"

[illegible]



**6'2 195 LBS. BIRTH DATE: 09.12.1980 BIRTHPLACE: STIRLING, SCOTLAND**  
**HOMETOWN: STIRLING, SCOTLAND NATIONALITY: SCOTTISH**

LAST CLUB: **BIRMINGHAM CITY F.C.** HOW ACQUIRED: **SIGNED WITH TORONTO FC ON TUESDAY, JULY 2, 2013**

PRONUNCIATION: "CALD-WELL"

Caldwell enters his second season with Toronto FC. Originally Caldwell was loaned to Toronto FC on Tuesday, May 7, 2013 from Birmingham City F.C., following the expiration of his loan agreement he signed with Toronto FC on Tuesday, July 2, 2013. Caldwell was named the sixth captain in club history on July 13. Caldwell began his professional career with Newcastle United F.C. and spent time on loan at Blackpool F.C., Bradford City A.F.C., and Leeds United A.F.C. during his time with the Magpies. Caldwell signed with Sunderland A.F.C. ahead of the 2004-05 season and remained with the club for just over two seasons. He signed with Burnley F.C. (Burnley) in January 2007. Caldwell captained Burnley to promotion into the English Premier League by winning the 2008-09 Football League Championship playoff trophy. After leaving Burnley, Caldwell spent one season at Wigan Athletic F.C. He later signed with Birmingham City in July 2011. Caldwell has earned 12 caps for the Scotland's Men's National team.

**PERSONAL** Aside from soccer, Caldwell's favourite sport is golf. He also enjoys watching movies and spending quality time with his family.

**2013** Appeared and started in 23 matches, adding one goal, one assist and logged 2,066 minutes.

Named the sixth captain in club history ahead of the match against Sporting KC on July 13.

**2011-2013** Appeared in 90 matches, adding two goals in all competitions for Birmingham City F.C.

## STEVEN CALDWELL #13

YEAR	TEAM	GP	GS	MIN	G	A	SHT	SOG	FC	FS	OFF	CK	C	E
2013	Toronto FC	23	23	2066	1	1	12	4	31	14	1	0	4	1
OPPONENT		GP	GS	MIN	G	A	SHT	SOG	FC	FS	OFF	CK	C	E
Chicago		2	2	180	0	0	1	0	1	1	1	0	0	0
Chivas USA		1	1	90	0	0	0	0	2	0	0	0	0	0
Columbus		3	3	270	0	0	1	0	3	4	0	0	0	0
D.C. United		2	2	180	0	1	0	0	3	0	0	0	1	0
Houston		1	1	90	0	0	1	0	2	2	0	0	0	0
Sporting KC		2	2	176	0	0	1	0	3	0	0	0	0	1
Montreal		2	2	180	1	0	5	3	5	0	0	0	0	0
New England		3	3	270	0	0	1	0	4	2	0	0	1	0
New York		2	2	180	0	0	0	0	4	2	0	0	1	0
Philadelphia		2	2	180	0	0	1	0	2	2	0	0	0	0
Portland		1	1	90	0	0	0	0	0	0	0	0	0	0
Real Salt Lake		1	1	90	0	0	1	1	2	0	0	0	1	0
Seattle		1	1	90	0	0	0	0	0	1	0	0	0	0
MONTH		GP	GS	MIN	G	A	SHT	SOG	FC	FS	OFF	CK	C	E
May		2	2	180	0	0	1	0	1	3	0	0	0	0
June		4	4	360	0	1	3	1	7	3	0	0	2	0
July		5	5	450	1	0	3	2	9	1	0	0	0	0
August		5	5	450	0	0	0	0	8	4	0	0	1	0
September		4	4	356	0	0	1	0	5	1	1	0	1	1
October		3	3	270	0	0	4	1	1	2	0	0	0	0

### REGULAR-SEASON GAME HIGHS

Goals 1, July 3, 2013, TOR vs. MTL

**2013 INTERNATIONAL** Earned one cap for Scotland

**2010-2011** Appeared in 10 matches in all competitions with Wigan Athletic F.C.

**2010-2011 INTERNATIONAL** Earned one cap for Scotland, added one assist

**2007-2010** Appeared in 104 matches, adding five goals in all competitions with Burnley F.C.

**2009-2010 INTERNATIONAL** Earned one cap for Scotland during qualification for the 2010 FIFA World Cup

**2008-2009 INTERNATIONAL** Earned one cap for Scotland

**2004-2007** Appeared in 76 matches, adding four goals in all competitions with Sunderland A.F.C.

**2006-2007 INTERNATIONAL** Earned one cap for Scotland

**2005-2006 INTERNATIONAL** Earned three caps for Scotland

**2004-2005 INTERNATIONAL** Earned two caps for Scotland

**2003-2004 INTERNATIONAL** Earned one cap for Scotland

**2004** Appeared in 13 matches, adding one goal in all competitions while on loan at Leeds United A.F.C.

**2001-2002** Appeared in nine matches in all competitions while on loan at Bradford City A.F.C.

**2001** Appeared in six matches in all competitions while on loan at Blackpool F.C.

**2002-2003 INTERNATIONAL** Earned one cap for Scotland

**1998-2004** Appeared in 19 matches for Newcastle United F.C.



30  
JÚLIO  
CÉSAR  
GOALKEEPER



LAST CLUB: **QUEENS PARK RANGERS F.C.** HOW ACQUIRED: **LOANED TO TORONTO FC ON FRIDAY, FEB 14 FROM QUEENS PARK RANGERS F.C.**  
PRONUNCIATION: "JU-LEE-OH SAY-ZAR"

Júlio César joined Toronto FC on loan on Friday, February 14 from Queens Park Rangers F.C. (QPR). He originally joined QPR in August 2012 and made a combined 27 total appearances for the club in two seasons. His professional career began with Brazilian side, Clube de Regatas do Flamengo (Flamengo) in 1997. He spent eight seasons with Flamengo, and made a combined 130 appearances and won the Campeonato Carioca four times ('99, '00, '01, '04). The club also won another six trophies during his time at Flamengo. Júlio César joined Italian club, A.C. Chievo Verona on loan through F.C. Internazionale Milano (Inter Milan) in January 2005 but did not make an appearance for the club. In July 2005, he moved to Inter Milan on a permanent deal. In seven seasons with Inter Milan, Júlio César made a combined total of 300 appearances across all competitions, winning 14 trophies including five Scudetti (Italian league titles), the 2009-10 UEFA Champions League, the 2010 FIFA Club World Cup, three Coppa Italia titles ('05-'06, '09-'10, '10-'11), and four Supercoppa Italiana titles ('05, '06, '08, '10). Júlio César was named Serie A Goalkeeper of the Year on two occasions ('08-'09 and '09-'10), along with UEFA Club Goalkeeper of the Year for 2009-10. He was also nominated for the Ballon d'Or award in 2009.



Júlio César has earned 77 caps to date for his native Brazil. His first international appearance came during the 2004 Copa América tournament, where he helped lead Brazil to the title over Argentina in a penalty shootout. Júlio César has also won the FIFA Confederations Cup with Brazil in both 2009 and 2013. He was part of Brazil's squad at the FIFA World Cup in Germany (2006) and South Africa (2010). He has also represented Brazil at the 2003 FIFA Confederations Cup, and the 2011 Copa América.

**2012-2014** Appeared in 27 matches in all competition with Queens Park Rangers F.C.

**2012-2014 INTERNATIONAL** Earned 16 caps for the Brazilian National Team. Júlio César won the FIFA Confederations Cup with Brazil in 2013.

**2005-2012** Appeared in over 300 matches, logging over 29,000 minutes with Inter Milan. Cesar won 14 trophies including five Scudetti (Italian league titles), the 2009-10 UEFA Champions League, the 2010 FIFA Club World Cup, three Coppa Italia titles ('05-'06, '09-'10, '10-'11), and four Supercoppa Italiana titles ('05, '06, '08, '10). Júlio César was named Serie A Goalkeeper of the Year on two occasions ('08-'09 and '09-'10), along with UEFA Club Goalkeeper of the Year for 2009-10. He was also nominated for the Ballon d'Or award in 2009.

**2005** Made zero appearances while on loan at A.C. Chievo Verona

**2005-2012 INTERNATIONAL** Earned 50 caps for the Brazilian National Team. Júlio César won the FIFA Confederations Cup with Brazil in 2009. He was part of Brazil's squad at the FIFA World Cup in Germany (2006) and South Africa (2010).

**2003-2005 INTERNATIONAL** Earned 11 caps for the Brazilian National Team. Represented Brazil at the 2003 FIFA Confederations Cup, he won the 2004 Copa América title and he was part of Brazil's squad at the FIFA World Cup in Germany (2006).

**1997-2005** Made a combined 130 appearances while at Clube de Regatas do Flamengo. He won the Campeonato Carioca four times ('99, '00, '01, '04). The club also won another six trophies during his time at Flamengo.



## 14

A portrait of a man with dark, curly hair and a beard, wearing a red Toronto FC jersey. The jersey features the Adidas logo on the left chest and the Toronto FC crest on the right chest. The background is white with a large, faint, stylized 'X' graphic on the left side. The text 'E' and 'RIO' are visible on the left side, and 'ER' is visible at the bottom left.



**2006** Finalist for Goal of the Year and MVP ... Tied MLS record with four assists — all on goals by Brian Ching — on 4/2 vs. COL in Houston's inaugural game ... On 8/5, scored lone goal in MLS All-Star win over Chelsea FC ... Named MVP of the game ... Led All-Stars with 3 shots and 2 corner kicks ... One goal on 8/30 @ CHI in 2-2 draw, with high, looping shot from midfield that earned Sierra Mist Goal of the Week honors and was finalist for Goal of the Year ... Converted the Dynamo's fourth penalty kick in the MLS Cup final.

**2005** Selected to RadioShack MLS Best XI team for first time in career ... Won second-straight Sierra Mist MLS Goal of the Year award for 10/15 free kick blast ... Runner-up for Honda MLS MVP award ... Earthquakes MVP and Earthquakes Golden Boot winner ... Set career-highs in games played, games started, minutes, goals and assists ... Led MLS with 13 assists ... Played 100th MLS game on 8/20 @ RSL ... Named Honda MLS Player of the Month for October .

**2004** Won Sierra Mist MLS Goal of the Year for his strike on 8/7 vs. DC ... Played in 21 games, starting 12 and scored five goals, while dishing out three assists ... Playoffs: Scored goal on 10/24 vs. KC ... Set up Landon Donovan for clinching goal in 4-2 MLS Cup win over Chicago.

**2003** Scored three goals 9/27 vs. DAL, scoring his first hat trick of MLS career. Scored fastest goal in MLS history 11 seconds into game. Named MLS Player of the Week.

**2002** Scored four goals and registered a career-high eight assists ... Played in 27 games, most of MLS career, starting 18 ... Racked up career high 16 points ... Registered two assists on 6/29 vs. KC ... Playoffs: Played six minutes on 9/25 vs. CLB ... Started and played 84 minutes on 9/28 @ CLB ... Champions' Cup: Started and played 82 minutes vs. Olimpia on 3/13 @ Orange Bowl ... Started and played 79 minutes vs. Olimpia on 3/16 @ Sheldon Stadium ... Started and played 70 minutes on 4/17 @ Pachuca ... Played 90 minutes vs. Pachuca on 4/24 ... Open Cup: Scored a goal on 7/17 @ SEA ... Entered as a substitute in the 81st minute vs.

LA on 8/7 ... Exhibition: Scored goal @ Minnesota Thunder on 7/14 ... Started and played 61 minutes against Club America on 9/18.

**2001** Proved to be a professional goal scorer in his first season in MLS ... Scored five goals and had four assists ... Was named the MLS Cup Final MVP for his championship-winning goal six minutes into overtime against LA ... Scored goal in MLS debut on 4/7 @ LA ... Notched his first career assist on 4/21 @ MIA ... Other Pro Experience:

De Rosario turned pro at age 18 in 1997, signing with the Toronto Lynx of the A-League ... Signed with FSV Zwickau of the German Second Division half way through the 1997 season ... Played two seasons with Zwickau ... Returned to A-League in 1999 with the Richmond Kickers ... Scored one goal and registered five assists in 1999 ... In 2000 led Richmond Kickers with 15 goals and five assists for 35 points ... Named to the 2000 All-A-League second team and won A-League Player of the Month for June, 2000 ... Helped Kickers to 20-6-1 record and a second place finish in the Atlantic Division in 2000 ... Has played pro soccer for 11 years. International 2008: Scored only goal of game in 1-0 win @ Martinique in a friendly on 1/30 ... Set up two goals in 3-0 World Cup qualifying win over St. Vincent & the Grenadines on 6/15 ... Scored twice and set up two other goals in 4-1 win in return leg on 6/20 ... 2007: Won third consecutive male Canadian Player of the Year award ... Scored five goals in only eight matches, the most goals by a Canadian player in a season since 1993 ... Started every match of the CONCACAF Gold Cup ... Scored two goals, including a penalty kick, in win vs. Haiti on 6/11 to lift Canada into the quarterfinals ... Scored first goal in 3-0 quarterfinal win over Guatemala on 6/16 ... Played all 90 minutes in controversial 2-1 semifinal loss to United States in which Canada had a goal disallowed in stoppage time ...

Rejoined national team for friendly vs. Costa Rica on 9/12 and scored in 1-1 tie with a left-footed shot ...

2006: Named male Canadian Player of the Year for the second year in a row ... 2005: Member of Canada's CONCACAF Gold Cup team, Named male Canadian Player of the Year ... 2004: Called into Frank Yallop's first National team training camp from Jan. 12-23, 2004 ... Appeared against Barbados, Wales, Belize, Guatemala, Honduras and Costa Rica ... Scored goal in WCQ 10/13 vs. Costa Rica and 11/17 vs. Guatemala ...

2003: Broke—bone in foot in January at National team training camp ... Notched goal and assist in return to national team on 10/11 vs. Finland ... 2002: Scored first full international goal in Canada's 2-1 win over South Korea in the third place match in the Gold Cup on 2/10 ... 2001: Played in the 2001 FIFA Confederations Cup in Japan ...

2000: A key member in Canada's Gold Cup winning squad ... Played against Korea and Trinidad and Tobago ...  
1998: Made international debut 5/18 vs. Macedonia in a 1-0 exhibition victory ... 1997: De Rosario received the

Golden Boot award and co-MVP honors as the U-20 team won the CONCACAF Championships in Mexico.

YEAR	TEAM	GP	GS	MIN	G	A	PTS	SHT	SOG	BLK	FC	FS	CK	C	E
2001	San Jose	21	11	1072	5	4	14	46	24	0	21	25	0	1	0
2002	San Jose	27	18	1637	4	8	16	56	29	0	41	26	3	3	0
2003	San Jose	11	6	686	4	3	11	20	8	0	12	10	1	0	0
2004	San Jose	21	12	1214	5	3	13	40	14	0	27	35	0	3	0
2005	San Jose	28	26	2375	9	13	31	70	34	0	36	58	17	4	0
2006	Houston	30	29	2534	11	5	27	55	26	0	40	55	49	2	2
2007	Houston	24	22	1973	6	4	16	62	24	0	29	32	1	5	0
2008	Houston	24	22	1948	7	2	16	78	34	3	25	34	7	6	0
2009	Toronto FC	28	27	2444	11	6	28	80	36	0	34	35	25	5	0
2010	Toronto FC	27	24	2226	15	3	33	72	36	0	27	31	12	5	0
2011	Toronto FC	2	2	180	1	1	3	6	3	0	3	2	2	0	0
	New York	13	12	1113	2	4	8	31	10	0	21	14	12	2	0
	D.C. United	18	17	1488	13	7	33	75	31	0	33	30	2	1	0
	2011 totals	33	31	2781	16	12	44	112	44	0	57	46	16	3	0
2012	D.C. United	26	25	2195	7	12	26	81	26	1	36	31	16	4	0
2013	D.C. United	24	17	1603	3	2	8	59	22	0	25	38	12	2	0
	Totals	324	270	24688	103	77	283	831	357	4	410	456	159	43	2

YEAR	POSTSEASON	GP	GS	MIN	G	A	PTS	SHT	SGG	BLK	FC	FS	CK	C	E
2001	San Jose	4	0	65	2	0	4	2	2	0	1	0	0	0	0
2002	San Jose	2	1	90	0	0	0	2	1	0	1	5	0	0	0
2003	San Jose	3	1	87	0	1	1	4	3	0	2	3	0	0	0
2004	San Jose	2	2	147	1	0	2	6	1	0	2	2	0	0	0
2005	San Jose	2	2	179	0	0	0	4	2	0	4	2	5	0	0
2006	Houston	4	4	390	0	2	2	10	5	0	8	11	0	1	0
2007	Houston	4	4	385	2	2	6	16	6	0	7	3	0	1	0
2008	Houston	2	2	173	0	0	0	4	1	0	6	4	0	0	0
2012	D.C. United	1	0	28	0	0	0	2	1	0	1	0	0	0	0
	Totals	24	16	1544	5	5	15	50	22	0	32	30	5	2	0

OPPONENT	GP	GS	MIN	G	A	PTS	SHT	SOG	BLK	FC	FS	CK	C	E
Chicago	24	20	1767	8	5	21	56	26	0	32	33	12	2	0
Chivas USA	18	17	1549	6	6	18	53	23	0	14	36	19	2	0
Columbus	20	17	1578	4	2	10	56	22	0	16	17	15	0	0
Colorado	30	22	2129	8	10	26	64	26	0	37	41	9	2	0
FC Dallas	28	23	2081	13	6	32	70	38	0	39	40	8	5	0
D.C. United	21	17	1567	7	3	17	42	20	0	23	34	2	8	0
Houston	11	10	921	4	2	10	34	19	1	12	13	8	2	0
Sporting KC	27	18	1730	3	7	13	53	18	0	40	22	8	3	1
Los Angeles	28	25	2250	8	4	20	79	30	2	35	48	18	1	0
Miami	2	2	163	0	1	1	6	3	0	4	4	0	0	0
Montreal	5	4	348	0	1	1	14	3	0	7	8	0	1	0
New England	22	16	1524	8	4	20	52	25	0	32	25	10	4	0
New York	26	23	2026	6	7	19	77	30	0	34	41	16	3	1
Philadelphia	9	8	736	3	2	8	28	9	0	8	10	6	0	0
Portland	4	3	295	2	2	6	6	3	0	10	5	4	0	0
Real Salt Lake	17	15	1369	6	5	17	34	18	0	16	32	11	2	0
Seattle	7	7	519	6	1	5	17	5	0	13	12	3	2	0
San Jose	9	7	679	6	5	17	25	12	1	15	4	4	4	0
Tampa Bay	2	2	169	0	1	1	10	5	0	1	4	0	0	0
Toronto FC	9	9	788	8	1	17	34	14	0	17	22	4	2	0
Vancouver	5	5	428	1	2	4	21	8	0	5	5	2	0	0

MONTH	GP	GS	MIN	G	A	PTS	SHT	SOG	BLK	FC	FS	CK	C	E
March	14	14	1203	2	4	8	43	16	0	24	13	5	1	0
April	48	41	3753	11	15	37	124	50	2	56	63	1	6	0
May	54	44	4087	23	14	60	141	65	2	63	68	16	8	0
June	40	37	3225	9	10	28	98	41	0	57	69	32	7	0
July	47	40	3545	11	10	32	115	58	0	50	56	23	7	1
August	51	37	3575	15	9	39	137	54	0	62	72	35	6	0
September	41	33	2957	11	11	53	96	48	0	50	63	10	3	0
October	29	24	2303	11	4	26	77	25	0	48	50	10	5	0

#### REGULAR-SEASON GAME HIGHS

**Goals** — 3, 3 times, last: Sept. 24, 2011, DC vs. RSL

**Shots on Goal** – 5, 3 times, last: Sept. 21, 2011, DC vs. CHV

**Fouls Committed** – 5, 6 times, last: Mar. 30, 2012, DC vs. DAL

Assists – 4, Apr. 2, 2006, HOU vs. COL **Points** 7, Sept. 24, 2011, DC vs. RSLShots – 9, 2 times, last: Oct. 22, 2011, DC vs. KC  
5' 10 1/2"    160 lbs    6-2 ft wingspan    2010-2011: 24 games, 18 starts, 17.8 ppg, 4.2 rpg, 1.2 apg, .440 fg%, .333 3pt%

**Fouls Suffered** – 6, 3 times, last: Oct. 24, 2009, TOR at NY





LAST CLUB: **TOTTENHAM HOTSPUR F.C.** HOW ACQUIRED: **TRANSFERRED & SIGNED FOR TORONTO FC ON FRIDAY, JANUARY 10, 2014**  
PRONUNCIATION: **"JURR-MAIN DA-FOE"**

Defoe enters his first season with Toronto FC after the club reached a transfer agreement with English Premier League club, Tottenham Hotspur F.C. and signed the English international forward as a Designated Player on January 10, 2014. Defoe began his junior career at Charlton Athletic F.C. and was enrolled into the FA National School of Excellence in 1997. From there, Defoe moved to West Ham United F.C. and turned professional at the age of 16. He won the Premier Academy League title in the 1999-00 season with West Ham; and went on to make his first team debut in September 2000. He was loaned to second division club, A.F.C. Bournemouth for the 2000-01 season. He returned to West Ham the following season where he led the team in goals. He remained with West Ham after the club was relegated following the 2002-03 season until transferring to Tottenham in February, 2004. The following season and was named the club's "Player of the Year" for the 2004 calendar year. Defoe remained with Tottenham until transferring to Portsmouth F.C. in January 2008. He stayed at Portsmouth until January 2009 before

transferring back to Tottenham. Defoe had instant scoring success upon his return to Tottenham during the 2009-10 season. Defoe has earned 55 caps and scored 19 goals to date for the English National Team, with his first appearance March 4, 2004, when he appeared as a substitute in a 1-0 loss to Sweden. Defoe's first goal for England came during his first start September 8, 2004 in a FIFA World Cup Qualifying match against Poland. Defoe was a member of England's 2010 FIFA World Cup squad, and helped secure its progression from the group stage, scoring the lone goal in a 1-0 victory over Slovenia. Defoe was also part of England's UEFA Euro 2012 squad.

**2009-2014** Appeared in 189 matches, scoring 79 goals for Tottenham Hotspur F.C. across the English Premier League, FA Cup, League Cup, UEFA Champions League, and UEFA Europa League matches.

**2009-2014 INTERNATIONAL** Earned 20 caps for the English National Team s, scoring 11 goals. Represented the England at 2010 FIFA World Cup in South Africa and helped secure its progression from the group stage, scoring the lone goal in a 1-0 victory over Slovenia. Defoe was also part of England's UEFA Euro 2012 squad.

**2007-2009** Appeared in 36 matches, scoring 18 goals for Portsmouth F.C. across the English Premier League, FA Cup, League Cup, UEFA Champions League, and UEFA Europa League matches.

**2007-2009 INTERNATIONAL** Earned 17 caps for the English National Team, scoring seven goals

**2003-2007** Appeared in 177 matches, scoring 64 goals for Tottenham Hotspur F.C. across the English Premier League, FA Cup, League Cup, UEFA Champions League, and UEFA Europa League matches.

**2003-2007 INTERNATIONAL** Earned 18 caps for the English National Team, scoring one goal

**2000-2001** Appeared in 31 matches, scoring 19 goals for A.F.C. Bournemouth on loan across the English Premier League, English League Championship, FA Cup and League Cup matches.

**1999-2004** Appeared in 106 matches, scoring 42 goals for West Ham across the English Premier League, English League Championship, FA Cup and League Cup matches.





LAST CLUB: **PORTLAND TIMBERS** HOW ACQUIRED: **TRADE WITH PORTLAND TIMBERS ON SEPTEMBER 9, 2013**  
PRONUNCIATION: "B'RIGHT DEE-KAY"



YEAR	TEAM	GP	GS	MIN	G	A	SHT	SOG	FC	FS	OFF	CK	C	E
2011	Portland	11	0	164	1	0	3	3	7	3	0	0	2	0
2012	Portland	12	9	896	5	0	29	12	16	16	8	0	0	0
2013	Toronto FC	7	5	430	1	0	7	3	10	5	2	0	1	0
	2013 totals	7	5	430	1	0	7	3	10	5	2	0	1	0
	Totals	30	14	1490	7	0	39	18	33	24	10	0	3	0

**PERSONAL** Dike enjoys spending time with his family and friends. He is super competitive on and off the pitch and has to be the best at anything he does.

**INTERNATIONAL** Earned two caps for Nigeria and adding one goal

**2012** Appeared in 12 matches, starting in nine, adding five goal and logged 896 minutes

**2011** Appeared in 11 matches, adding one goal and logged 164 minutes

**2010 US Open Cup** Appeared in two matches adding four goals

9

GILBERTO

FORWARD



**5'10 160 LBS.** BIRTH DATE: **06.05.1989** BIRTHPLACE: **PIRANHAS, BRAZIL**  
 HOMETOWN: **PIRANHAS, BRAZIL** NATIONALITY: **BRAZILIAN**

LAST CLUB: **ASSOCIAÇÃO PORTUGUESA DE DESPORTOS ON LOAN FROM SPORT CLUB INTERNACIONAL**

HOW ACQUIRED: **SIGNED WITH TORONTO FC ON FRIDAY, DECEMBER 13, 2013** PRONUNCIATION: "JIL-BER-TOE"

Gilberto enters his first season with Toronto FC, after signing with Toronto FC as a Designated Player on Friday, December 13, 2013. Most recently Gilberto spent time with Associação Portuguesa de Desportos (Portuguesa) on loan from Sport Club Internacional. He began his career at Brazilian club, Santa Cruz Futebol Clube (Santa Cruz) in 2009, after two years in the youth program. Gilberto moved to Internacional in 2011, over the course of three seasons he went on two separate loans to Brazilian clubs, Sport Club do Recife (Sporting Recife) during the 2012 season, and Portuguesa in 2013.


**PERSONAL** Gilberto likes to spend time with his family, friends and girlfriend talking about soccer. He loves playing video games, especially Pro Evolution Soccer.

**2013** Appeared in 24 matches, adding 14 goals, while on loan to Associação Portuguesa de Desportos (Portuguesa)

**2012** Appeared in 25 matches, adding seven goals, while on loan to Sporting Recife

**2011-2013** Appeared in 39 matches, scoring five goals while at Internacional

**2009-2011** Appeared in 21 matches, adding 12 goals for Santa Cruz Futebol Clube



17  
NICK  
HAGGLUND  
DEFENDER




6'1 193 LBS. BIRTH DATE: 09.14.1992 BIRTHPLACE: CINCINNATI, OHIO HOMETOWN: CINCINNATI, OHIO  
NATIONALITY: AMERICAN COLLEGE: XAVIER UNIVERSITY

LAST CLUB: XAVIER UNIVERSITY HOW ACQUIRED: SELECTED IN THE 1<sup>ST</sup> ROUND (10<sup>TH</sup> OVERALL) IN THE 2014 MLS SUPERDRAFT  
PRONUNCIATION: "HAGG-LUND"

Hagglund enters his first season with Toronto FC and in Major League Soccer. He was selected in the 1<sup>st</sup> Round, 10<sup>th</sup> overall in the 2014 MLS SuperDraft. Prior to being drafted, he spent four seasons at Xavier University. He made 81 appearances, starting in 80, while scoring four goals and adding 11 assists. Hagglund was named Big East Defensive Player of the Year for 2013, along with First Team All-Big East honours. During his collegiate career he has also earned A-10 Defensive Player honours, and was named to the Atlantic 10 All-Conference First Team. In his freshman campaign he was named to Atlantic 10 All-Rookie Team and Atlantic 10 All-Tournament Team.

**PERSONAL** Nick enjoys spending time with friends and family in his spare time, along with exploring the city of Toronto and loves playing FIFA.



NATIONALITY: **AMERICAN** COLLEGE: **UNIVERSITY OF MARYLAND**

LAST CLUB: FC DALLAS HOW ACQUIRED: TRADE WITH FC DALLAS ON NOVEMBER 29, 2011

Hall enters his third season with Toronto FC. He was acquired in a trade from FC Dallas on November 29, 2011. He was drafted 11th overall in the 2009 MLS SuperDraft by New York Red Bulls. He was traded to Portland Timbers following the 2010 season, and then sent to FC Dallas during the 2011 season. Hall played his college soccer with the University of Maryland. With the Terrapins, Hall made 66 appearances and scored 26 goals while adding 14 assists. He has also spent time with the U.S. Soccer Residency program at the U-17 level.

**PERSONAL** Aside from soccer, Hall's favourite sport is basketball but he loves all sports. Michael Jordan was his idol growing up. He enjoys lying on the couch watching television; his two favourite shows are King of Queens and Big Bang Theory. He enjoys rap, hip hop and r & b and is slowly developing an interest for country music.

**2013** Appeared in 31 matches, starting in 26, scored one goal, added one assist and logged 2,280 minutes

**AMWAY CANADIAN CHAMPIONSHIP** Made one appearance as a substitute

**2012** Appeared in 23 matches, starting in 19, scored one goal and logged 1,708 minutes. Scored his first professional goal on June 20 in a 3-3 draw against the Houston Dynamo. **Amway Canadian Championship** Appeared in three matches, starting in two. **2012-2013 CONCACAF Champions League Group Stage** Appeared in four matches, starting in three

**2011** Appeared in four matches, starting in two, logging 291 minutes for FC Dallas. With Portland, he appeared and started in 17 matches, logging 1,424 minutes and three assists. **CONCACAF Champions League** Appeared and started in four matches for FC Dallas during the group stage

**2010** Appeared in 13 matches, starting in nine and recording one assist while logging 895 minutes

**2009** Appeared in 24 matches, starting in 22, recording one assist while logging 2,001 minutes

YEAR	TEAM	GP	GS	MIN	G	A	SHT	SOG	FC	FS	OFF	CK	C	E
2009	New York	24	22	2001	0	1	3	2	14	14	0	0	1	1
2010	New York	13	9	895	0	1	3	1	17	7	1	0	3	0
2011	Portland	17	17	1424	0	3	9	2	19	15	1	0	6	1
	FC Dallas	4	2	291	0	0	0	0	3	0	1	0	0	0
	<b>2011 totals</b>	<b>21</b>	<b>19</b>	<b>1715</b>	<b>0</b>	<b>3</b>	<b>9</b>	<b>2</b>	<b>22</b>	<b>15</b>	<b>2</b>	<b>0</b>	<b>6</b>	<b>1</b>
2012	Toronto FC	23	19	1708	1	0	7	2	14	13	0	0	1	0
2013	Toronto FC	31	26	2280	1	1	7	2	34	22	1	0	5	0
<b>Totals</b>		<b>112</b>	<b>95</b>	<b>8599</b>	<b>2</b>	<b>6</b>	<b>29</b>	<b>9</b>	<b>101</b>	<b>71</b>	<b>4</b>	<b>0</b>	<b>16</b>	<b>2</b>

OPPONENT	GP	GS	MIN	G	A	SHT	SOG	FC	FS	OFF	CK	C	E
Chicago	8	7	625	0	0	2	0	9	7	0	0	3	0
Chivas USA	4	4	360	0	0	2	1	2	3	0	0	1	0
Columbus	8	6	480	0	0	2	1	4	1	1	0	0	0
Colorado	5	5	450	0	0	2	1	4	2	1	0	1	0
FC Dallas	7	7	605	0	0	2	0	5	5	0	0	1	0
D.C. United	10	9	827	0	1	2	1	8	8	0	0	0	0
Houston	7	4	474	2	0	4	3	8	9	0	0	1	0
Sporting KC	6	5	479	0	0	1	0	6	2	1	0	1	0
Los Angeles	4	4	329	0	0	0	0	3	3	0	0	0	0
Montreal	5	3	225	0	0	0	0	4	2	0	0	1	0
New England	11	8	771	0	1	3	1	10	5	0	0	1	0
New York	6	6	536	0	0	2	0	2	5	0	0	0	0
Philadelphia	9	8	731	0	2	2	0	7	6	1	0	2	0
Portland	1	1	90	0	0	1	0	3	2	0	0	1	0
Real Salt Lake	4	4	297	0	0	1	0	4	2	0	0	1	1
Seattle	6	4	482	0	0	0	0	8	3	0	0	1	0

### REGULAR-SEASON GAME HIGHS

Goals	1, 2 times, last: Apr. 20, 2013, TOR vs. HOU
Assists	1, 6 times, last: June 1, 2013, TOR vs. PHI
Shots on Goal	1, 9 times, last: July 27, 2013, TOR vs. CLB
Shots	3, Mar. 26, 2011, POR at TOR
Fouls Committed	5, Oct. 21, 2010, NY vs. NE
Fouls Suffered	3, 3 times, last: Apr. 20, 2013, TOR vs. HOU



A portrait of Jordan Altton, a forward for Toronto FC. He is wearing the red home jersey with the Adidas logo and the Toronto FC crest. The number 2 is visible on the sleeve. The background is white with a large, faint number 2 and the name 'JORDAN ALTTON' overlaid on the left side.

## A portrait of a young man with short, dark hair and a light beard, looking directly at the camera. He is wearing a red shirt with white stripes on the shoulders. The background is white with a faint circular graphic on the left side containing the letters 'IL Y' and 'ER'.

LAST CLUB: **TORONTO FC ACADEMY** HOW ACQUIRED: **SIGNED WITH FIRST TEAM ON AUGUST 26, 2010**  
PRONUNCIATION: **"DON-EEL HEN-REE"**

**PERSONAL** Doneil enjoys spending time with his family, friends and dog Rocko. He enjoys home cooked meals. Aside from soccer he enjoys volleyball and basketball. Real Madrid's Sergio Ramos is his favourite player.

**INTERNATIONAL** Earned ten caps for Canada, member of 2013 CONCACAF Gold Cup squad

2011 Appeared in ten matches, starting in six, logging 503 minutes. **Nutrilité Canadian Championship** CONCACAF CHAMPIONS LEAGUE Played in six matches, starting in four. **2011-2012 CONCACAF Champions League** Made one appearance as a substitute. **Amway Canadian Championship** Appeared and started in all four matches. **2012-2013 CONCACAF Champions League Group Stage** Appeared in two matches with one start. **International** Appeared and started in three matches with the U23 team during the 2012 CONCACAF Men's Olympic Qualifying Tournament and scored the opening goal in a 2-0 victory over the United States. Earned his first cap for the senior team on August 15 in a friendly against Trinidad & Tobago. Henry earned two additional caps after appearing in a pair of friendlies against Denmark (January 26, 2013) & the United States (January 29, 2013)



YEAR	TEAM	GP	GS	MIN	G	A	SHT	SOG	FC	FS	OFF	CK	C	E
2010	Toronto FC	1	0	1	0	0	0	0	0	0	0	0	0	0
2011	Toronto FC	10	6	503	0	0	2	1	7	1	1	1	1	0
2012	Toronto FC	18	11	1139	1	1	10	3	18	8	1	0	3	0
2013	Toronto FC	20	19	1651	0	2	7	0	27	8	1	0	6	2
	<b>Totals</b>	<b>49</b>	<b>36</b>	<b>3294</b>	<b>1</b>	<b>3</b>	<b>19</b>	<b>4</b>	<b>52</b>	<b>17</b>	<b>3</b>	<b>1</b>	<b>10</b>	<b>2</b>

[illegible]

OPPONENT	GP	GS	MIN	G	A	SHT	SOG	FC	FS	OFF	CK	C	E
Chicago	3	3	258	0	0	2	0	4	1	0	0	1	0
Chivas USA	1	0	34	0	0	0	0	1	0	0	0	0	0
Columbus	4	3	291	0	0	1	0	4	2	1	0	1	0
Colorado	1	1	90	0	1	1	0	1	2	0	0	0	0
D.C. United	6	5	406	0	0	3	0	5	1	0	0	0	0
Houston	4	3	264	0	0	3	1	3	0	0	0	1	0
Sporting KC	5	3	227	0	0	2	1	5	3	0	0	0	0
Los Angeles	1	1	90	0	0	0	0	1	1	0	1	1	0
Montreal	3	1	161	0	0	0	0	4	0	0	0	0	0
New England	6	6	540	0	1	1	0	12	5	1	0	3	0
New York	2	1	95	0	0	0	0	1	0	0	0	0	0
Philadelphia	5	4	294	0	0	2	1	3	2	1	0	1	1
Real Salt Lake	4	2	213	1	0	1	1	4	0	0	0	1	1
Seattle	2	2	180	0	0	0	0	2	0	0	0	0	0
San Jose	1	1	90	0	1	2	0	2	0	0	0	1	0
Vancouver	1	0	61	0	0	1	0	0	0	0	0	0	0

MONTH	GP	GS	MIN	G	A	SHT	SOG	FC	FS	OFF	CK	C	E
April	4	0	104	1	0	1	1	5	0	0	0	1	0
May	6	6	540	0	1	6	1	8	4	1	0	2	0
June	12	10	874	0	0	3	1	11	3	1	1	3	2
July	8	5	518	0	1	4	1	8	5	1	0	2	0

Goals	1, Apr. 28, 2012, TOR at RSL
Assists	1, 3 times, last: Aug. 30, 2013, TOR vs. NE
Shots on Goal	1, 4 times, last: July 28, 2012, TOR vs. HOU
Shots	2, 3 times, last: May 8, 2013, TOR at SJ
Fouls Committed	5, Aug. 30, 2013, TOR vs. NE
Fouls Suffered	2, 5 times, last: July 27, 2013, TOR vs. CLB

56 PLAYERS



HOMETOWN: FRANCA, BRAZIL NATIONALITY: BRAZILIAN

PRONUNCIATION: "JACK-SON"

2012 US Open Cup Appeared in one match



LAST CLUB: PROVIDENCE COLLEGE HOW ACQUIRED: TRADE WITH PHILADELPHIA UNION ON FRIDAY, SEPTEMBER 13, 2013  
PRONUNCIATION: "KON-OP-KA"



MONTH	GP	GS	MIN	SOG	SV	SHO	GA	GAA	PK	PKA	W	L	T
May	1	1	90	7	6	0	1	1	0	0	0	1	0
August	1	1	90	4	2	0	2	2	0	0	0	0	1

Goals Allowed	2, Aug. 13, 2011, NY vs. CHI
Saves	6, May 26, 2012, PHI at TOR



**5'9 156 LBS. BIRTH DATE: 02.09.1991 BIRTHPLACE: TORONTO, ON**  
**HOMETOWN: TORONTO, ON NATIONALITY: CANADIAN**

PRONUNCIATION: "ASH-TON MORE-GAN"

**PERSONAL** Ashtone supports Arsenal and his favourite soccer player is fellow left back Ashley Cole. His father Wayne is his role model and Ashtone describes his dad as the best soccer player in Toronto.

**AMWAY CANADIAN CHAMPIONSHIP** Appeared and started in two matches

**INTERNATIONAL** Earned nine caps for Canada, member of 2013 CONCACAF Gold Cup squad

**2011** Appeared in 14 matches, starting in nine, logging 903 minutes and two assists. His first start came in Portland on July 30. **CONCACAF Champions League** Played in eight matches, starting in five. **International** Earned his first call-up to the National Team and his first cap came on October 7 against Saint Lucia during 2014 World Cup qualifying. Morgan's first start for Canada came on November 15 against Saint Kitts and Nevis in a 2014 World Cup qualifying match

YEAR	TEAM	GP	GS	MIN	G	A	SHT	SDG	FC	FS	OFF	CK	C	E
2011	Toronto FC	14	9	903	0	2	2	0	12	7	0	0	1	0
2012	Toronto FC	30	27	2528	0	5	10	2	29	22	2	0	7	0
2013	Toronto FC	22	20	1805	0	1	4	1	27	24	0	1	4	1
Totals		66	56	5236	0	8	16	3	68	53	2	1	12	1

MONTH	GP	GS	MIN	G	A	SHT	SOG	FC	FS	OFF	CK	C	E
March	6	5	428	0	0	3	1	5	6	0	1	0	0
April	7	6	525	0	1	1	1	9	3	0	0	1	1
May	3	3	270	0	0	1	0	4	3	1	0	2	0
June	7	4	453	0	3	1	0	5	5	0	0	1	0
July	12	10	963	0	1	3	0	10	4	1	0	1	0
August	13	11	1022	0	2	3	1	14	14	0	0	2	0
September	10	9	855	0	1	3	0	10	13	0	0	3	0
October	8	8	720	0	0	1	0	11	5	0	0	2	0

Goals	0
Assists	2, June 23, 2012, TOR vs. NE
Shots on Goal	1, 3 times, last: Mar. 16, 2013, TOR at MTL
Shots	3, Sept. 12, 2012, TOR vs. CHI
Fouls Committed	3, 5 times, last: Oct. 19, 2013, TOR at CHI
Fouls Suffered	3, 3 times, last: Sept. 28, 2013, TOR vs. DC



LAST CLUB: **SAN JOSE EARTHQUAKES** HOW ACQUIRED: **TRADED TO TORONTO FC ON MONDAY, DECEMBER 16, 2013**  
PRONUNCIATION: "MORR-OH"

2013 Appeared in 26 matches, starting in 21, adding one goal, one assist and logged 1,937 minutes

CONCACAF Champions League Appeared in four matches

MONTH	GP	GS	MIN	G	A	PTS	SHT	SOG	BLK	FC	FS	CK	C
March	8	8	720	1	0	2	3	1	0	7	5	0	0
April	9	9	810	0	0	0	1	0	0	4	5	0	0

Goals	1, 2 times, last: Mar. 16, 2013, SJ at CLB
Assists	1, 6 times, last: Oct. 26, 2013, SJ vs. DAL
Points	2, 2 times, last: Mar. 16, 2013, SJ at CLB
Shots on Goal	1, 3 times, last: Mar. 16, 2013, SJ at CLB
Shots	2, 4 times, last: June 22, 2013, SJ at DC
Fouls Committed	5, Sept. 19, 2012, SJ vs. POR
Fouls Suffered	4, Oct. 6, 2012, SJ at COL

2010 Appeared in three matches, and logged 59 minutes

A portrait of Bradley Orr, a defender for Toronto FC. He is wearing a red jersey with white stripes on the sleeves, the Adidas logo, and the Toronto FC crest. The number 6 is visible on the sleeve. The background is white with a large, faint number 6 and the text 'BRADLEY ORR' and 'DEFENDER' overlaid.



LAST CLUB: **SC TORONTO** HOW ACQUIRED: **SIGNED WITH TORONTO FC ON FRIDAY, MARCH 1, 2013**  
PRONUNCIATION: "JOHN-ATHAN O-SOR-EE-O"

[illegible]



LAST CLUB: **XEREZ CLUB DEPORTIVO** HOW ACQUIRED: **SIGNED WITH TORONTO FC ON THURSDAY, JULY 25, 2013**  
PRONUNCIATION: **"AL-VARR-OH RAY"**

**PERSONAL** Rey loves spending time and shopping with his girlfriend. He also likes to try out new coffee shops around the city.

**2012** Appeared in 28 matches adding three goals for Xerez Club Deportivo

**2010-2012** Appeared in 25 matches with Gimnàstic de Tarragona

YEAR	TEAM	GP	GS	MIN	G	A	SHT	SOG	FC	FS	OFF	CK	C	E
2013	Toronto FC	13	9	770	1	1	12	4	8	22	0	14	1	0
OPPONENT		GP	GS	MIN	G	A	SHT	SOG	FC	FS	OFF	CK	C	E
Chicago		2	2	179	0	0	4	2	1	3	0	0	0	0
Columbus		2	1	69	0	0	2	0	3	1	0	0	0	0
D.C. United		2	1	92	1	0	3	1	0	3	0	3	0	0
Sporting KC		1	1	83	0	1	0	0	0	4	0	2	0	0
Montreal		1	1	73	0	0	1	0	0	1	0	3	0	0
New England		1	0	3	0	0	1	0	0	0	0	0	0	0
New York		1	1	88	0	0	0	0	1	3	0	1	0	0
Philadelphia		1	1	90	0	0	1	1	2	1	0	1	1	0
Portland		1	1	74	0	0	0	0	1	3	0	4	0	0
Seattle		1	0	19	0	0	0	0	0	3	0	0	0	0
MONTH		GP	GS	MIN	G	A	SHT	SOG	FC	FS	OFF	CK	C	E
July		1	0	14	0	0	1	0	1	0	0	0	0	0
August		4	1	79	0	0	3	0	2	4	0	1	0	0
September		5	5	424	1	1	5	2	2	15	0	9	0	0
October		3	3	253	0	0	3	2	3	3	0	4	1	0

Goals	1, Sept. 28, 2013, TOR vs. DC
Assists	1, Sept. 21, 2013, TOR vs. KC
Shots on Goal	1, 4 times, last: Oct. 19, 2013, TOR at CHI
Shots	3, Sept. 11, 2013, TOR vs. CHI
Fouls Committed	2, 2 times, last: Oct. 5, 2013, TOR at PHI
Fouls Suffered	4, Sept. 21, 2013, TOR vs. KC



TORONTOFC.CA

PLAYERS 71



# 40

QUILLAN  
ROBERTS  
GOALKEEPER



**6'0 200 LBS.** BIRTH DATE: **09.13.1994** BIRTHPLACE: **BRAMPTON, ONTARIO**  
HOMETOWN: **BRAMPTON, ONTARIO** NATIONALITY: **CANADIAN**

LAST CLUB: **TORONTO FC ACADEMY** HOW ACQUIRED: **SIGNED WITH FIRST TEAM ON APRIL 10, 2012**  
PRONUNCIATION: "Q'WILL-AN ROB-ERTS"

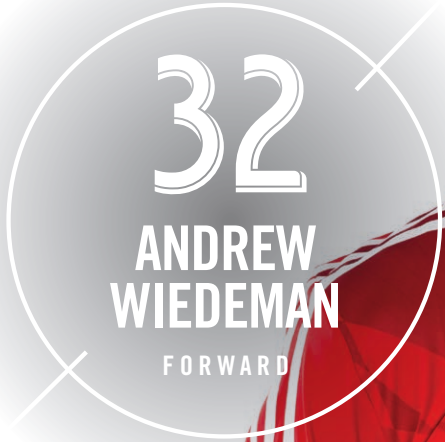
Roberts enters his third season with Toronto FC after signing with the First Team on April 10, 2012. At the age of 17, he became the seventh player in club history to graduate from the Academy to the First Team. While with the Academy, Roberts represented Canada in the FIFA U17 World Cup, where he earned international fame for scoring a goal from his own half against England in a 2-2 draw.

**PERSONAL** Quillan or "Q" as he's known to everyone enjoys playing FIFA and hanging out with friends and family. He enjoys a wide range of music and also has an interest in fashion

**2013** Came on as a second half substitute against AS Roma on August 7 in a Friendly match

**2012** Played the second half against Liverpool FC on July 21 in a Friendly match





LAST CLUB: **FC DALLAS** HOW ACQUIRED: **ACQUIRED IN TRADE WITH FC DALLAS ON THURSDAY JULY 12, 2012**  
PRONUNCIATION: "WEE-DA-MAN"

**2013** Appeared in 14 matches, starting in nine, scoring two goals, and added one assist while logging 821 minutes. Scored the match winning goal in the 94' minute on July 27 against Columbus. Scored match tying goal on August 30 against New England



YEAR	TEAM	GP	GS	MIN	G	A	SHT	SOG	FC	FS	OFF	CK	C	E
2010	FC Dallas	3	0	59	0	0	2	1	0	1	1	0	0	0
2011	FC Dallas	5	1	113	0	0	1	1	2	2	2	0	0	0
2012	Toronto FC	15	7	784	2	0	16	4	3	6	1	0	0	0
	<b>2012 totals</b>	<b>20</b>	<b>8</b>	<b>897</b>	<b>2</b>	<b>0</b>	<b>17</b>	<b>5</b>	<b>5</b>	<b>8</b>	<b>3</b>	<b>2</b>	<b>0</b>	<b>0</b>
2013	Toronto FC	14	9	821	2	1	25	5	5	6	6	0	0	0
	<b>Totals</b>	<b>37</b>	<b>17</b>	<b>1777</b>	<b>4</b>	<b>1</b>	<b>44</b>	<b>11</b>	<b>10</b>	<b>15</b>	<b>10</b>	<b>2</b>	<b>0</b>	<b>0</b>

OPPONENT	GP	GS	MIN	G	A	SHT	SOG	FC	FS	OFF	CK	C	E
Chicago	4	2	167	0	0	6	1	1	1	0	0	0	0
Chivas USA	1	0	15	0	0	0	0	0	1	1	0	0	0
Columbus	4	2	197	2	0	7	2	1	3	3	0	0	0
Colorado	1	0	31	1	0	1	1	1	0	0	0	0	0
D.C. United	3	2	201	0	0	7	1	1	3	0	0	0	0
Houston	4	1	123	0	0	2	1	1	2	2	2	0	0
Sporting KC	4	3	261	0	0	3	1	0	0	1	0	0	0
Los Angeles	1	1	60	0	0	1	0	0	0	0	0	0	0
Montreal	1	0	9	0	0	1	0	0	1	0	0	0	0
New England	3	2	208	1	0	4	1	2	2	1	0	0	0
New York	4	1	218	0	0	8	2	0	0	1	0	0	0
Philadelphia	1	0	23	0	0	0	0	1	0	0	0	0	0
Portland	2	1	135	0	0	3	1	0	0	1	0	0	0
Seattle	1	1	56	0	1	1	0	1	0	0	0	0	0
San Jose	2	1	72	0	0	0	0	1	1	0	0	0	0
Toronto FC	1	0	1	0	0	0	0	0	1	0	0	0	0

MONTH	GP	GS	MIN	G	A	SHT	SOB	FC	FS	OFF	CK	C	E
March	1	0	20	0	0	0	0	0	0	0	0	0	0
April	2	0	71	0	0	1	0	0	0	1	0	0	0
June	2	0	47	0	0	1	1	1	1	2	2	0	0
July	8	1	231	2	0	5	3	2	1	3	0	0	0
August	9	7	550	1	1	12	1	4	6	1	0	0	0
September	9	8	634	0	0	17	5	1	3	2	0	0	0
October	6	1	224	1	0	8	1	2	4	1	0	0	0

Goals	1, 4 times, last: Aug. 30, 2013, TOR vs. NE
Assists	1, Aug. 10, 2013, TOR vs. SEA
Shots on Goal	1, 11 times, last: Sept. 28, 2013, TOR vs. DC
Shots	4, Sept. 14, 2013, TOR at NY
Fouls Committed	1, 10 times, last: Oct. 5, 2013, TOR at PHI
Fouls Suffered	2, 4 times, last: Sept. 28, 2013, TOR vs. DC

**2010** Appeared in five matches, with one start, logging 113 minutes for FC Dallas



**ACADEMY**


MY TEAM



## ASSISTANT GENERAL MANAGER & ACADEMY DIRECTOR

Vanney, 39, joins Toronto FC after most recently serving as the head coach for LA Galaxy's U14 Academy side and Technical Director of the LA Galaxy partner club LA Galaxy South Bay. He is also currently taking part in the Elite Formation Coaching Licence program, a development course partnered by Major League Soccer (MLS) and the French Football Federation. Vanney holds a USSF "A" Coaching License and has been involved with the U.S. Soccer Development Academy.

Vanney played professionally for 13 years, starting with the LA Galaxy in 1996. During his time with the Galaxy, Vanney helped lead the club to three MLS Cup championship finals, one Supporters' Shield, a US Open Cup Championship and a CONCACAF Champions Cup title. He was named to the MLS Best XI in 2000 and 2001. Following the 2001 season, Vanney transferred to SC Bastia, of France's Ligue 1, where he remained until 2005 helping the club reach the Coup de France Final in 2002. He re-joined MLS, signing with FC Dallas and spent two seasons with the Hoops; where he earned two All-Star selections, captaining the 2005 team to a 4-0 victory over Fulham. Vanney was traded to the Colorado Rapids in January 2007, and then to D.C. United later that same season. Vanney re-joined the LA Galaxy in February 2008 and retired at the conclusion of the season. During his playing career, Vanney earned 36 caps and scored one goal for the United States Men's National team. He was part of the U.S. side that won the 2005 CONCACAF Gold Cup.



HEAD COACH, SENIOR KIA TORONTO FC ACADEMY TEAM

Capotosto previously worked as Head Coach of the Junior Kia Toronto FC Academy Team and was promoted to Senior Coach for the 2014 season. He also served as an assistant coach within the Academy and was named head coach following Jimmy Brennan's promotion to the First Team. In addition to his role with the Academy, Capotosto also serves as head coach at the University of Toronto for both the men's and women's team.

Capotosto holds a Canadian National 'B' coaching licence and United States Soccer Federation National 'C' and 'Y' licences.



**HEAD COACH, JUNIOR KIA TORONTO FC ACADEMY TEAM**

Stefano previously worked as head coach for the U16 Academy team and was named Junior head coach following Anthony Capotosto's promotion to the Senior Team. He previously worked as Head Coach of the Kia Toronto FC Academy U16 Team and as an assistant coach within the Academy.

Stefano was awarded the highest level of certification for a coach, the FIFA 'A' Technical Director License for all categories through the Association of Argentine Soccer Coaches.

**HEAD COACH, KIA TORONTO FC ACADEMY U16 TEAM**



Titus holds his CSA (Canadian Soccer Association) National "B" License.



**HEAD COACH, KIA TORONTO FC ACADEMY U13 TEAM**

Dichio is currently taking part in the Elite Formation Coaching Licence program, a development course partnered by Major League Soccer (MLS) and the French Football Federation.



**HEAD COACH, KIA TORONTO FC ACADEMY U12 TEAM**



Cimini holds a USSF "A" License (United States Soccer Federation), an NSCAA (National Soccer Coaches Association of America) National Diploma, and a NSCAA Director of Coaching Diploma.



**GOALKEEPER HEAD COACH, KIA TORONTO FC ACADEMY**

Conway holds a NSCAA Goalkeeping Level II Coaching Certification.

ACADEMY ST



EMY GRAD





# DEMY SE

NAME	POSITION	YEAR OF BIRTH
Derick Sequiera	Midfielder	1996
Donte Henry	Defender	1997
Dylan Sacramento	Midfielder	1995
Eli Roubos	Defender	1996
Ian Fernandes	Defender	1996
Jordan Piccinin	Forward	1996
Karman Saini	Goalkeeper	1996
Kevon Black	Defender	1996
Koosha Nazemi	Defender	1997
Luca Uccello	Midfielder	1997
Marco Rodrigues	Midfielder	1992
Marcus Godinho	Defender	1997
Mark Rogal	Goalkeeper	1996
Mark-Anthony Kaye	Forward	1994
Mateo Restrepo	Defender	1997
Matthew Stowell	Forward	1995
Molham Babouli	Forward	1993
Owen Pearce	Midfielder	1996
Philip DiBennardo	Goalkeeper	1997
Tariq Robertson	Defender	1995
Tomasz Balicki	Forward	1997



NAME	POSITION	YEAR OF BIRTH
Aidan Daniels	Midfielder	1998
Alexander Pena	Forward	1998
Bola Avolonto	Defender	1999
Brandon Kerr	Goalkeeper	1998
Dapo Afolayan	Midfielder	1997
Gabriel Boakye	Defender	1998
Jordan Montoya	Forward	1998
Julian MacDonald	Defender	1997
Kevin Timachy	Forward	1998
Klaidi Cela	Defender	1999
Leandro Resendes	Goalkeeper	1998
Leonard Sohn	Defender	1998
Liam Fraser	Midfielder	1998
Malik Johnson	Forward	1998
Marc Gallo	Defender	1998
Matt Srbely	Midfielder	1998
Michael Uccello	Goalkeeper	1997
Nicholas Osorio	Midfielder	1998
Nikola Stacic	Defender	1998
Patrick Boyle	Forward	1998
Richie Ennin	Forward	1998
Steven Furlano	Defender	1998



ACADEMY U

NAME	POSITION	YEAR OF BIRTH
Alejandro Palacios	Defender	1999
Alex Zis	Midfielder	1998
Alexander Mansour	Goalkeeper	1999
Andron Kagramanyan	Midfielder	1999
Bola Avolonto	Defender	1999
Brogan Engbers	Goalkeeper	1999
Dante Campbell	Midfielder	1999
David Aguib	Forward	1999
Domenic Giudicianni	Midfielder	1999
Glen Murnkat	Midfielder	1999
Jordan Johnson	Defender	1998
Joseph Vitulli	Defender	1999
Klaidi Cela	Defender	1999
Kyle Phillips	Defender	1998
Laith Adi	Midfielder	1999
Michael DiGiuseppe	Defender	1999
Michael Procopio	Midfielder	1999
Vincent Mauro	Defender	1998
Zachary Zitoli	Forward	1999



NAME	POSITION	YEAR OF BIRTH
Afram Gorgees	Defender	2000
Ayo Akinola	Forward	2000
Chris Castillo	Midfielder	2000
Christian Rossi	Goalkeeper	2000
Colin Gander	Defender	2000
Daniel Mun	Midfielder	2000
Gianluca Catalano	Goalkeeper	2000
Isaac Nichols	Forward	2000
Jordan Faria	Forward	2000
Josh Moreira	Forward	2000
Julian Manno	Defender	2000
King Wedderburn	Midfielder	2000
Luca Petrasso	Defender	2000
Luca Pichea	Defender	2000
Noble Okello	Midfielder	2000
Omar DaNaia	Defender	2000
Rocco Romeo	Defender	2000
Sebastian Zeballos	Goalkeeper	2000
Stefan Yeates	Midfielder	2000



ACADEMY U

NAME	POSITION	YEAR OF BIRTH
Alex Karkowiak	Defender	2001
Chris Campoli	Midfielder	2001
Colby Rogers	Defender	2001
Daniel Hernandez	Goalkeeper	2001
Daniel Martino	Midfielder	2001
Daniel Raimondo	Defender	2001
Daniel Tamiru	Midfielder	2001
Eligah Lee	Midfielder	2001
Ilia illiadis	Defender	2001
Joe Mac	Forward	2001
Jordan Peruzza	Forward	2001
Julian De Sousa	Forward	2001
Liam Outlaw	Defender	2001
Lucas Areco	Midfielder	2001
Owen Da Silva	Midfielder	2000
Promise Akinpelu	Forward	2001
Rimi Olatunji	Goalkeeper	2000
Ryan Robinson	Forward	2001
Tysen Phillips	Defender	2001



ACADEMY U

NAME	POSITION	YEAR OF BIRTH
Cameron DaSilva	Defender	2002
Damian Farronato	Defender	2002
Jacen Russel Rowe	Forward	2002
Jake Ratcliffe	Goalkeeper	2002
Jonathan Ampas	Forward	2002
Julian Altobelli	Midfielder	2002
Kean Lamb	Forward	2002
Leighton Jull	Goalkeeper	2001
Logan Cacavo	Midfielder/Forward	2002
Matthew Sinopoli	Defender	2002
Matthew Wrobel	Forward	2002
Michael Umanzor	Goalkeeper	2002
Nick Castillo	Midfielder	2002
Philip Pasquale	Defender	2002
Rohan Goulbourne	Forward	2002
Romedi Llapi	Defender	2002
Ryan Fazzalari	Midfielder	2002
Santi Muniz	Midfielder	2001
Sergiu Moruazinu	Defender/Midfielder	2002
Shon Segolwacz	Midfielder	2002



**LAST SEASON**

FC 2013

MLS REGULAR SEASON				
GAME	OPPONENT	DATE	RESULT	RECORD (W-L-T)
1	@Vancouver	Saturday, March 2	L 1-0	0-1-0
2	Sporting KC	Saturday, March 9	W 2-1	1-1-0
3	@Montreal	Saturday, March 16	L 2-1	1-2-0
4	LA Galaxy	Saturday, March 30	T 2-2	1-2-1
5	FC Dallas	Saturday, April 6	T 2-2	1-2-2
6	@Philadelphia	Saturday, April 13	T 1-1	1-2-3
7	Houston	Saturday, April 20	T 1-1	1-2-4
8	NY Red Bulls	Saturday, April 27	L 2-1	1-3-4
9	@Colorado	Saturday, May 4	L 1-0	1-4-4
10	@San Jose	Wednesday, May 8	L 2-1	1-5-4
11	Columbus	Saturday, May 18	L 1-0	1-6-4
12	@New England	Saturday, May 25	L 2-0	1-7-4
13	Philadelphia	Saturday, June 1	T 1-1	1-7-5
14	@D.C. United	Saturday, June 15	W 2-1	2-7-5
15	@Houston	Saturday, June 22	T 0-0	2-7-6
16	Real Salt Lake	Saturday, June 29	L 1-0	2-8-6
17	Montreal	Wednesday, July 3	T 3-3	2-8-7
18	@Sporting KC	Saturday, July 13	L 3-0	2-9-7
19	@Chivas USA	Wednesday, July 17	L 1-0	2-10-7
20	NY Red Bulls	Saturday, July 20	T 0-0	2-10-8
21	Columbus	Saturday, July 27	W 2-1	3-10-8
22	@New England	Sunday, August 4	W 1-0	4-10-8
23	Seattle	Saturday, August 10	L 2-1	4-11-8
24	@Columbus	Saturday, August 17	L 2-0	4-12-8
25	@D.C. United	Saturday, August 24	T 1-1	4-12-9
26	New England	Friday, August 30	T 1-1	4-12-10
27	@Portland	Saturday, September 7	L 4-0	4-13-10
28	Chicago	Wednesday, September 11	T 1-1	4-13-11
29	@NY Red Bulls	Saturday, September 14	L 2-0	4-14-11
30	Sporting KC	Saturday, September 21	L 2-1	4-15-11
31	D.C. United	Saturday, September 28	W 4-1	5-15-11
32	@Philadelphia	Saturday, October 5	L 1-0	5-16-11
33	@Chicago	Saturday, October 19	L 1-0	5-17-11
34	Montreal	Saturday, October 26	W 1-0	6-17-11

## 2013 AMWAY CANADIAN CHAMPIONSHIP

GAME	OPPONENT	DATE	RESULT	RECORD (W-L-T)
1	Montreal	Wednesday, April 24	W 2-0	1-0-0
2	@Montreal	Wednesday, May 1	L 6-0	1-1-0

3 MLS P

## 2013 TORONTO FC STATISTICS (6-17-11, 29 pts.)

UNF	POS	PLAYER	GP	GS	MIN	G	A	SHT	SOG	FC	FS	OFF	CK	C	E
10	F	Robert Earnshaw	26	23	1883	8	0	69	22	16	22	24	0	1	0
21	M	Jonathan Osorio	28	18	1697	5	1	28	8	15	31	2	35	1	0
16	D	Darel Russell	18	10	924	3	0	16	9	21	17	0	0	5	0
17	F	Justin Braun	21	8	779	2	2	12	5	22	15	9	0	4	0
32	F	Andrew Wiedeman	14	9	821	2	1	25	5	5	6	6	0	0	0
15	M	Bobby Convey (TOT)	24	22	1908	1	4	17	3	22	32	4	52	4	0
15	M	Bobby Convey (TOR)	21	20	1786	1	4	15	3	19	31	4	51	3	0
22	F	Jeremy Brockie	15	11	1072	1	3	31	12	18	16	10	1	1	0
13	D	Steven Caldwell	23	23	2066	1	1	12	4	31	14	1	0	4	1
25	M	Jeremy Hall	31	26	2280	1	1	7	2	34	22	1	0	5	0
48	D	Darren O'Dea	17	17	1530	1	1	13	4	19	11	1	0	3	0
23	M	Alvaro Rey	13	9	770	1	1	12	4	8	22	0	14	1	0
7	F	Bright Dike (TOT)	7	5	430	1	0	7	3	10	5	2	0	1	0
7	F	Bright Dike (TOR)	7	5	430	1	0	7	3	10	5	2	0	1	0
20	M	Matias Laba	16	16	1414	1	0	7	4	19	31	0	1	5	0
4	D	Doneil Henry	20	19	1651	0	2	7	0	27	8	1	0	6	2
11	F	*Luis Silva	14	11	940	0	2	20	8	12	13	4	36	2	0
28	D	Mark Bloom	6	6	540	0	1	1	1	4	5	0	0	0	0
19	M	Reggie Lambe	28	20	1799	0	1	11	0	29	33	3	4	3	1
5	D	Ashtone Morgan	22	20	1805	0	1	4	1	27	24	0	1	4	1
33	D	Ryan Richter	13	12	1118	0	1	7	1	17	14	0	0	1	0
6	D	Gale Agbossoumonde	13	12	1081	0	0	2	0	21	7	0	0	4	0
8	M	Kyle Bekker	9	3	335	0	0	11	1	5	2	1	7	0	0
12	G	Joseph Bendik	33	33	2970	0	0	0	0	0	1	0	0	2	1
7	M	John Bostock	7	4	388	0	0	5	2	4	6	0	7	0	0
3	D	Danny Califf	4	4	354	0	0	1	0	4	3	0	0	2	0
23	M	Terry Dunfield	4	4	311	0	0	4	1	7	5	0	2	1	0
27	D	Richard Eckersley	16	16	1438	0	0	8	3	26	17	0	1	4	0
3	D	Jonas Elmer	3	1	128	0	0	1	0	2	0	0	0	0	0
2	D	Logan Emory	3	3	238	0	0	1	0	4	8	0	0	1	0
31	M	Hogan Ephraim	11	9	775	0	0	5	3	5	11	6	3	2	0
24	G	Stefan Frei	1	1	90	0	0	0	0	0	0	0	0	0	0
14	F	Danny Koevermans	4	1	78	0	0	2	2	3	1	1	0	1	0
28	F	Taylor Morgan	1	0	15	0	0	0	0	1	0	0	0	0	0
18	M	Michael Thomas (TOT)	1	0	12	0	0	0	0	0	0	0	0	0	0
18	M	Michael Thomas (TOR)	1	0	12	0	0	0	0	0	0	0	0	0	0
37	F	*Maximiliano Urruti	2	0	37	0	0	0	0	0	2	0	0	0	0
9	F	Emery Welshman	1	0	5	0	0	0	0	0	1	0	0	0	0
34	M	Manny Aparicio	0	0	0	0	0	0	0	0	0	0	0	0	0
30	G	Chris Konopka (TOT)	0	0	0	0	0	0	0	0	0	0	0	0	0
30	G	Chris Konopka (TOR)	0	0	0	0	0	0	0	0	0	0	0	0	0
40	G	Quillan Roberts	0	0	0	0	0	0	0	0	0	0	0	0	0

## OWN-GOALS RECEIVED

TEAM TOTALS	34	34	3060	30	23	344	108	435	432	76	163	67	6
OPPONENT TOTALS	34	34	3060	47	45	469	142	432	435	51	173	61	4

## GAME-WINNING GOALS

Robert Earnshaw 2  
Andrew Wiedeman 1  
Matias Laba 1  
Bright Dike 1

## GAME-WINNING ASSISTS

Jonathan Osorio 1  
Bobby Convey 1  
Mark Bloom 1

### PENALTY KICK GOALS/ATTEMPTS

Robert Earnshaw 2-2

UNF	POS	GOALKEEPER	GP	GS	MIN	SHTS	SV	GA	GAA	PG	PA	W	L	T	SO
24	G	Stefan Frei	1	1	90	3	2	1	1.00	1	1	0	1	0	0
12	G	Joseph Bendik	33	33	2970	139	90	46	1.39	2	2	6	16	11	4
		Team totals	34	34	3060	142	92	47	1.38	3	3	6	17	11	4
		Opponent totals	34	34	3060	108	77	30	0.88	2	2	17	11	14	

\*Played with other teams in 2012. Only Toronto FC statistics listed here.





## 2013 MLS GAME BY GAME SUMMARY

**TORONTO FC (0-1-0) VS  
VANCOUVER WHITECAPS FC (1-0-0)**  
**DATE: MARCH 2, 2013 -- BC PLACE STADIUM**

GOALS BY PERIOD	1	2	TOT
Toronto FC	0	0	0
Vancouver	0	1	1

**SCORING SUMMARY:**  
VAN— Koffie 1 (Kobayashi 1, Lee 1) 59

**TORONTO FC**--Joseph Bendik, Richard Eckersley, Ashtone Morgan, Darren O'Dea, Danny Califf, Reggie Lambe, Kyle Bekker, Hogan Ephraim, Jeremy Hall, Terry Dunfield (Taylor Morgan 75), Robert Earnshaw (Emery Welshman 85).

**TOTAL SHOTS:** 9 (Earnshaw 4);**SHOTS ON GOAL:** 2 (Earnshaw 1, Ephraim 1);**FOULS:** 10 (3 tied with 2);**OFFSIDE:** 1;**CORNER KICKS:** 3;**SAVES:** Bendik 2;**CAUTIONS:** Dunfield 27;**EJECTIONS:** None.

**VANCOUVER WHITECAPS FC**--Joe Cannon, Lee Young-Pyo, Alain Rochat, Andy O'Brien, Jay DeMerit (Brad Rusin 8), Daigo Kobayashi (Erik Hurtado 76), Gershon Koffie, Kekuta Manneh (Nigel Reo-Coker 45), Jun Marques Davidson, Darren Mattocks, Kenny Miller.

**TOTAL SHOTS:** 13 (4 tied with 2);**SHOTS ON GOAL:** 3 (3 tied with 1);**FOULS:** 10 (Rochat 3);**OFFSIDE:** 1;**CORNER KICKS:** 8;**SAVES:** Cannon 2;**CAUTIONS:** None;**EJECTIONS:** None.

Referee: Juan Guzman  
Referee's Assistants: Mike Rottersman, Baboucar Jallow  
4th Official: Armando Villarreal.  
Attendance: 21,000.  
Temperature: 45 and Clear.

**SPORTING KANSAS CITY (1-1-0) VS  
TORONTO FC (1-1-0)**  
**DATE: MARCH 9, 2013 -- BMO FIELD**

GOALS BY PERIOD	1	2	TOT
Sporting KC	0	1	1
Toronto FC	2	0	2

**SCORING SUMMARY:**  
TOR -- Earnshaw 1 (unassisted) 3  
TOR -- Earnshaw 2 (penalty kick) 21  
KC -- Bieler 2 (Sapong 1) 77

**SPORTING KANSAS CITY** -- Jimmy Nielsen, Chance Myers, Seth Sinovic, Aurelien Collin, Matt Besler, Paulo Nagamura, Oriol Rosell, Benny Feilhaber (Soony Saad 82), Graham Zusi, Claudio Bieler, Bobby Convey (C.J. Sapong 45).

**TOTAL SHOTS:** 16 (6 tied with 2);**SHOTS ON GOAL:** 1 (Bieler 1);**FOULS:** 15 (Feilhaber 3, Nagamura 3);**OFFSIDE:** 2;**CORNER KICKS:** 9;**SAVES:** Nielsen 1;**CAUTIONS:** Nagamura 24, Collin 39, Sinovic 75, Feilhaber 78;**EJECTIONS:** None.

**TORONTO FC**--Joseph Bendik, Richard Eckersley, Ashtone Morgan, Darren O'Dea, Danny Califf, John Bostock (Darel Russell 85), Hogan Ephraim (Kyle Bekker 87), Reggie Lambe, Jeremy Hall, Terry Dunfield (Jonathan Osorio 82), Robert Earnshaw.

**TOTAL SHOTS:** 5 (Earnshaw 2, Lambe 2);**SHOTS ON GOAL:** 3 (Earnshaw 2);**FOULS:** 19 (Eckersley 6);**OFFSIDE:** 4;**CORNER KICKS:** 3;**SAVES:** None;**CAUTIONS:** Califf 77, Eckersley 86, O'Dea 95+;**EJECTIONS:** None.

Referee: Fotis Bazakos  
Referee's Assistants: Peter Manikowski, Corey Parker  
4th Official: Silviu Petrescu.  
Attendance: 25,991.

Temperature: 41 and Clear.

**TORONTO FC (1-2-0) VS MONTREAL IMPACT (3-0-0)**  
**DATE: MARCH 16, 2013 -- OLYMPIC STADIUM**

GOALS BY PERIOD	1	2	TOT
Toronto FC	0	1	1
Montreal	2	0	2

**SCORING SUMMARY:**  
MTL -- Bernier 1 (penalty kick) 34  
MTL -- Di Vaio 1 (Arnaud 1, Bernier 2) 46+  
TOR -- Earnshaw 3 (penalty kick) 68

**TORONTO FC**-- Joseph Bendik, Richard Eckersley, Ashtone Morgan (Darel Russell 65), Darren O'Dea, Danny Califf (Jonathan Osorio 84), John Bostock, Hogan Ephraim, Reggie Lambe, Jeremy Hall (Kyle Bekker 60), Terry Dunfield, Robert Earnshaw.

**TOTAL SHOTS:** 12 (Earnshaw 3);**SHOTS ON GOAL:** 3 (Earnshaw 2);**FOULS:** 18 (Dunfield 4);**OFFSIDE:** 3;**CORNER KICKS:** 5;**SAVES:** Bendik 5;**CAUTIONS:** Hall 21, Eckersley 92+;**EJECTIONS:** None.

**MONTREAL IMPACT**--Troy Perkins, Hassoun Camara, Jeb Brovsky, Matteo Ferrari, Alessandro Nesta (Dennis Iapichino 12), Andres Romero (Sanna Nyassi 85), Patrice Bernier, Andrea Pisanu (Collen Warner 72), Felipe Martins, Davy Arnaud, Marco Di Vaio.

**TOTAL SHOTS:** 9 (Di Vaio 5);**SHOTS ON GOAL:** 7 (Di Vaio 5);**FOULS:** 13 (Bernier 3);**OFFSIDE:** 3;**CORNER KICKS:** 1;**SAVES:** Perkins 2;**CAUTIONS:** Bernier 64, Iapichino 67;**EJECTIONS:** None.

Referee: Baldomero Toledo  
Referee's Assistants: Corey Parker, Anthony Vasoli  
4th Official: Mathieu Bourdeau.  
Attendance: 37,896.  
Temperature: 23 and Clear.

**LA GALAXY (2-0-2) VS TORONTO FC (1-2-1)**  
**DATE: MARCH 30, 2013 -- BMO FIELD**

GOALS BY PERIOD	1	2	TOT
Los Angeles	1	1	2
Toronto FC	1	1	2

**SCORING SUMMARY:**  
LA--Magee 5 (Marcelo Sarvas 1, McBean 1) 16  
TOR--Earnshaw 4 (unassisted) 29  
TOR--Osorio 1 (Silva 1) 78  
LA--Villarreal 1 (unassisted) 92+

TORONTOFC.CA

LAST SEASON 99

## 2013 MLS GAME BY GAME SUMMARY

**COLUMBUS CREW**--Andy Gruenebaum, Josh Williams, Tyson Wahl (Chad Barson 83), Eric Gehrig, Glauber, Justin Meram (Ethan Finlay 79), Federico Higuain, Eddie Gaven, Tony Tchani, Matias Sanchez, Dominic Oduro (Aaron Schoenfeld 85).



## 2013 MLS GAME BY GAME SUMMARY

LAST SEASON 105



## 2013 MLS GAME BY GAME SUMMARY

**TOTAL SHOTS:** 7 (Russell 2);**SHOTS ON GOAL:** 4 (4 tied with 1);**FOULS:** 12 (4 tied with 2);**OFFSIDE:** 2;**CORNER KICKS:** 3;**SAVES:** Bendik 3;**CAUTIONS:** A. Morgan 47, Rey 77, Hall 83, Bendik 86;**EJECTIONS:** Bendik 97+.

**PHILADELPHIA UNION**--Zac MacMath, Sheanon Williams, Raymon Gaddis, Jeff Parke, Amobi Okugo, Danny Cruz (Jose Kleberson 79), Fabinho (Ejected 77), Michael Farfan, Brian Carroll, Jack McInerney (Antoine Hoppenot 57), Conor Casey (Sebastien Le Toux 68).

**TOTAL SHOTS:** 19 (Hoppenot 6); **SHOTS ON GOAL:** 4 (4 tied with 1); **FOULS:** 11 (McInerney 3); **OFFSIDE:** 0; **CORNER KICKS:** 11; **SAVES:** MacMath 4; **CAUTIONS:** McInerney 41, Williams 79; **EJECTIONS:** Alves 77.

Referee: Armando Villarreal  
Referee's Assistants: James Conlee, Matthew Nelson  
4th Official: Sorin Stoica.  
Attendance: 18,996.  
Temperature: 77 and Partly Cloudy.

**TORONTO FC (5-17-11) VS CHICAGO FIRE (14-12-7)**  
**DATE: OCTOBER 19, 2013 -- TOYOTA PARK**

GOALS BY PERIOD	1	2	TOT
Toronto FC	0	0	0
Chicago	0	1	1

**SCORING SUMMARY:**

CHI--Magee 20 (penalty kick) 64

**TORONTO FC**--Stefan Frei, Mark Bloom, Ashtone Morgan, Doneil Henry, Steven Caldwell, Alvaro Rey, Reggie Lambe, Jonathan Osorio, Kyle Bekker, Robert Earnshaw (Andrew Wiedeman 72), Bright Dike (Justin Braun 82).

**TOTAL SHOTS:** 12 (Bekker 3, Earnshaw 3);**SHOTS ON GOAL:** 2 (Bloom 1, Rey 1);**FOULS:** 13 (A. Morgan 3);**OFFSIDE:** 2;**CORNER KICKS:** 2;**SAVES:** Frei 2;**CAUTIONS:** A. Morgan 54;**EJECTIONS:** None.

**CHICAGO FIRE**--Sean Johnson, Jalil Anibaba, Gonzalo Segares, Bakary Soumare, Austin Berry, Patrick Nyarko (Logan Pause 88), Dilly Duka (Chris Rolfe 76), Arevalo Rios (Alex 60), Jeff Larentowicz, Juan Luis Anangono, Mike Magee.

**TOTAL SHOTS:** 17 (Anangono 6);**SHOTS ON GOAL:** 3 (Anangono 2);**FOULS:** 10 (Duka 2, Larentowicz 2);**OFFSIDE:** 2;**CORNER KICKS:** 8;**SAVES:** Johnson 2;**CAUTIONS:** Larentowicz 57, Segares 70;**EJECTIONS:** None.

Referee: Edvin Jurisevic  
Referee's Assistants: Frank Anderson, Brian Dunn  
4th Official: Mathieu Bourdeau.  
Attendance: 19,889.  
Temperature: 49 and Overcast.

**MONTREAL IMPACT (14-13-7) VS TORONTO FC (6-17-11)**  
**DATE: OCTOBER 26, 2013 -- BMO FIELD**

GOALS BY PERIOD	1	2	TOT
Montreal	0	0	0
Toronto FC	1	0	1

**SCORING SUMMARY:**

TOR--Earnshaw 8 (Osorio 1) 16

**MONTREAL IMPACT**--Troy Perkins, Hassoun Camara, Karl Quimette (Andres Romero 84), Wandrille Lefevre, Matteo Ferrari, Justin Mapp, Davy Arnaud (Andrea Pisanu 57), Felipe Martins (Collen Warner 57), Hernan Bernardello, Andrew Wenger, Marco Di Vaio.

**TOTAL SHOTS:** 15 (Wenger 5);**SHOTS ON GOAL:** 3 (3 tied with 1);**FOULS:** 11 (Mapp 2, Martins 2);**OFFSIDE:** 1;**CORNER KICKS:** 7;**SAVES:** Perkins 5;**CAUTIONS:** Bernardello 23, Mapp 26, Lefevre 93+; Ferrari 94+;**EJECTIONS:** None.

**TORONTO FC**--Joseph Bendik, Mark Bloom, Ashtone Morgan, Doneil Henry, Steven Caldwell, Alvaro Rey (Jeremy Hall 73), Bobby Convey, Jonathan Osorio, Kyle Bekker, Robert Earnshaw (Gale Agbassoumonde 92+), Bright Dike (Justin Braun 84).

**TOTAL SHOTS:** 16 (Earnshaw 4, Osorio 4);**SHOTS ON GOAL:** 7 (Earnshaw 3);**FOULS:** 16 (Braun 3, Dike 3);**OFFSIDE:** 1;**CORNER KICKS:** 9;**SAVES:** Bendik 3;**CAUTIONS:** Earnshaw 23;**EJECTIONS:** None.

Referee: David Gantar  
Referee's Assistants: Philippe Briere, Brian Poeschel  
4th Official: Sorin Stoica.  
Attendance: 13,211.  
Temperature: 42.

## 2013 AMWAY CANADIAN CHAMPIONSHIP

April 24, 2013  
BMO Field  
Toronto, ON

## TORONTO FC (2) – MONTREAL IMPACT (0)

**SCORING SUMMARY:**

TOR – Doneil Henry 49'

**MISCONDUCT SUMMARY:**

MTL – Calum Mallace (Caution) 55'  
TOR – Andrew Wiedeman (Caution) 84'

## LINEUPS

**TORONTO FC** – Stefan Frei ©; Ryan Richter, Danny Califf, Doneil Henry, Ashtone Morgan; Jonathan Osorio, Kyle Bekker (Luis Silva 72'), John Bostock, Emery Welshman; Andrew Wiedeman, Justin Braun (Hogan Ephraim 72')

**MONTREAL** – Evan Bush; Hassoun Camara, Maxim Tissot, Karl Ouimette, Jeb Brovsky; Justin Mapp (Andres Romero 60'), Calum Mallace, Collen Warner, Patrice Bernier ©, Sanna Nyassi (Andrea Pisanu 77'); Andrew Wenger

Referee: Paul Ward  
Attendance: 11,043

May 1, 2013  
Stade Saputo  
Montreal, QC

## MONTREAL IMPACT (6) – TORONTO FC (0)

**SCORING SUMMARY:**

MTL – Justin Mapp 24'  
MTL – Daniele Paponi 33'  
MTL – Marco Di Vaio 44'  
MTL – Andres Romero 61'  
MTL – Marco Di Vaio 90'  
MTL – Andrew Wenger 90+4'

**MISCONDUCT SUMMARY:**

TOR – Doneil Henry (Caution) 14'  
TOR – Reggie Lambe (Caution) 17'  
MTL – Maxim Tissot (Caution) 25'

## LINEUPS

**MONTREAL** — Evan Bush; Hassoun Camara, Maxim Tissot, Wandrille Lefevre, Jeb Brovsky; Justin Mapp, Calum Mallace, Davy Arnaud © (Collen Warner 52'), Patrice Bernier, Andres Romero (Sanna Nyassi 94'); Andrew Wenger, Daniele Paponi (Marco Di Vajo 38')

**TORONTO FC** — Stefan Frei ©; Ryan Richter, Danny Califf, Doneil Henry, Ashtone Morgan; Reggie Lambe, Jonathan Osorio (Ashton Bennett 74'), Kyle Bekker (Jeremy Hall 46'), John Bostock; Andrew Wiedeman (Luis Silva 46'), Taylor Morgan

Referee: Drew Fischer  
Attendance: 14,931





**HISTORY**

## ES IN TO

**MAY 11, 2006** Maple Leaf Sports & Entertainment Ltd. announces that Toronto FC will be the name of their MLS expansion franchise. During the presentation the club's logo and uniform are unveiled.

**SEPTEMBER 8, 2006** Canadian born Jim Brennan becomes Toronto FC's first signing leaving English side Southampton and is named team captain.

**JANUARY 12, 2007** Toronto FC participate in their first MLS SuperDraft. Toronto selected University of Maryland midfielder Maurice Edu as the first overall pick.

**APRIL 28, 2007** Toronto FC play their first home game at BMO Field against the Kansas City Wizards. Final score was 1-0 Kansas City.

**NOVEMBER 2007** Midfielder Maurice Edu was named the MLS Rookie of the Year. Edu capped off a strong rookie campaign with four goals in 25 starts.

**JULY 24, 2008** BMO Field hosts the 2008 MLS All-Star Game. The MLS All-Stars defeated West Ham United, 3-2.

**JUNE 18, 2009** Toronto FC wins the Nutrilite Canadian Championship with a 6-1 victory over the Montreal Impact. Dwayne De Rosario scored three goals to power Toronto to victory.

**AUGUST 5, 2009** Toronto FC host Real Madrid in a friendly match. The game featured the debut of Kaka in a Real Madrid uniform and marked the first time Kaka and Cristiano Ronaldo appeared together for the club.

**SEPTEMBER 11, 2009** Canadian international Julian De Guzman signs as Toronto FC's first Designated Player.

**NOVEMBER 19, 2009** Predrag "Preki" Radosavljevic is named the new head coach of Toronto FC.

## 12 HISTORY

**APRIL 8, 2010** Dwayne De Rosario is named the team's new captain.

**AUGUST 17, 2010** Toronto FC host its first match in the group stages of the CONCACAF Champions League against Cruz Azul of Mexico.

**NOVEMBER 21, 2010** BMO Field plays host to the 2010 MLS Cup. The Colorado Rapids defeated FC Dallas 2-1 in extra time to claim the championship.

**JUNE 29, 2011** Toronto FC sign midfielder Torsten Frings and forward Danny Koevermans as Designated Players.

**OCTOBER 11, 2011** Toronto FC officially break ground on Academy and Training facility located at Downsview Park.

**MARCH 7, 2012** Toronto FC host LA Galaxy at the Rogers Centre in front of 47, 658 fans during the first leg of the 2011-2012 CONCACAF Champions League Quarter-Finals

**MARCH 28, 2012** Toronto FC host Santos Laguna of Mexico at BMO Field in the first leg of the 2011-2012 CONCACAF Champions League Semi-Finals.

**MAY 23, 2012** Toronto FC defeat Vancouver Whitecaps FC, 1-0 at BMO Field to win fourth consecutive Amway Canadian Championship (2-1 on aggregate).

**JUNE 7, 2012** Toronto FC name Paul Mariner the club's new head coach and director of football operations after Head Coach and Technical Director Aron Winter steps down.

**NOVEMBER 28, 2012** Toronto FC name Kevin Payne the club's new president and general manager.

**JANUARY 8, 2013** Toronto FC name Ryan Nelsen as the club's head coach after parting ways with Paul Mariner.

**FEBRUARY 26, 2013** Captain Torsten Frings announces his retirement after 18 seasons as a professional football player.

**SEPTEMBER 20, 2013** Toronto FC name Tim Bezbatchenko the club's new general manager following the dismissal of Kevin Payne.

**JANUARY 13, 2014** Toronto FC sign English international forward Jermain Defoe and American international midfielder Michael Bradley as Designated Players.

**JANUARY 22, 2014** Toronto FC and Wilmington Hammerheads FC of the USL Pro league announce a partnership agreement.

TO FC KI



2009



2011



2013



2014

## TORONTO FC ALL-TIME ROSTER

TORONTO FC ALL-TIME TEAM ROSTER

NO.	PLAYER	POS.	HT.	WT.	BIRTHDATE	HOMETOWN	COLLEGE
3	Julius James	DEF	6-0	180	07/09/1984	Maloney Gardens,	Trinidad Connecticut
9	Ryan Johnson	FWD	6-1	180	11/26/1984	Boston, MA	Oregon State
55	Julio Cesar	DEF	6-1	170	11/18/1978	Sao Luis, Maranhao,	Brazil
35	Diaz Kambere	DEF	5-9	155	10/18/1985	Kasese, Uganda	
30	Milos Kocic	GK	6-4	200	06/04/1985	Leskovac, Serbia	Loyola (Balt.)
14	Danny Koevermans	FWD	6-3	175	11/01/1978	Schiedam, Netherlands	
30	Chris Konopka	GK	6-5	215	04/14/1985	Toms River, NJ	Providence
20	Matias Laba	MID	5-9	154	12/11/1991	Villa Raffo,	Argentina
21	Nick LaBrocca	MID	5-10	165	12/04/1984	Howell, NJ	Rutgers
19	Reggie Lambe	NON	5-7	151	02/04/1991	Hamilton, Bermuda	
37	Nicholas Lindsay	FWD	5-9	155	09/03/1992	Brompton, ON,	Canada
19	Andrea Lombardo	FWD	6-1	176	05/23/1987	Toronto, Ontario,	Canada
28	Stephen Lumley	DEF	5-7	156	04/16/1987	Mississauga, Ontario,	Canada
29	Maicon Santos	FWD	6-1	186	04/18/1984	Rio de Janeiro,	Brazil
13	Keith Makubuya	FWD	5-11	145	01/26/1993	St. Catharines, ON	
70	Peri Marosevic	FWD	5-8	162	05/05/1989	Rockford, IL	Michigan
14	Tyrone Marshall	FWD	6-2	195	11/12/1974	Lauderhill, FL	Florida International
33	Javier Martina	FWD	5-9	154	02/01/1987	Willmstead,	Curacao
25	Martin Saric	MID	5-11	195	08/18/1979	Buenos Aires,	Argentina
21	Aaron Maund	DEF	6-1	185	09/19/1990	Dorchester, MA	Notre Dame
17	Joey Melo	MID	5-9	170	01/25/1989	Milton, Ontario, Canada	
10	Mista	FWD	6-0	185	11/12/1978	Caravaca (Murcia), Spain	
22	David Monsalve	GK	6-0	183	12/21/1988	Brampton, ON, Canada	
5	Ashstone Morgan	DEF	5-11	165	02/09/1991	Toronto, ON	
28	Taylor Morgan	FWD	6-5	180	10/21/1990	Southampton, England	George Mason
8	Richard Mulrooney	MID	5-9	160	11/03/1976	Memphis, TN	Creighton
17	Paulo Nagamura	MID	5-8	154	03/02/1983	Sao Paulo,	Brazil
15	Joseph Nane	MID	6-2	185	03/12/1987	Yaounde, Cameroon	Old Dominion
26	Cristian Nunez	MID	5-7	165	07/07/1988	Montreal, Canada	
7	Ronnie O'Brien	MID	5-10	155	01/05/1979	Bray, Ireland	
48	Darren O'Dea	DEF	6-1	180	02/04/1987	Dublin, Ireland	
2	Demitrius Omphroy	DEF	5-10	165	05/30/1989	Alameda, CA	California
21	Jonathan Osorio	MID	5-9	160	06/12/1992	Brampton,	Ontario
22	Boris Pardo	GK	6-1	190	03/22/1984	Hillside, NJ	Seton Hall
23	Jacob Peterson	FWD	5-10	165	01/27/1986	Portage, MI	Indiana
8	Pat Phelan	MID	6-1	185	01/16/1985	Enfield, CT	Wake Forest
7	Joao Plata	FWD	5-2	135	03/01/1992	Guayaquil, Ecuador	
13	Chris Pozniak	DEF	5-11	175	01/10/1981	North York, Ontario, Canada	
4	Marco Reda	DEF	6-2	180	06/22/1977	Woodbridge, Ontario, Canada	Winthrop (SC)
34	Tim Regan	DEF	6-1	170	06/27/1981	Orland Hills, IL	Bradley
23	Alvaro Rey	MID	6-0	171	07/11/1989	Seville, Spain	
22	Sam Reynolds	GK	6-0	190	12/13/1981	Fortuna, California	Cal State-Fullerton
33	Ryan Richter	MID	6-2	175	04/12/1989	Southampton, PA	La Salle
30	Rohan Ricketts	MID	5-10	160	12/22/1982	Clapham, England	
32	Laurent Robert	MID	5-8	132	05/21/1975	Saint-Benoit, La Reunion, France	
40	Quillan Roberts	GK	6-0	193	09/13/1994	Brampton, ON	
33	Carl Robinson	MID	5-10	165	10/13/1976	Llandrudod Wells,	Wales
32	Dasan Robinson	DEF	5-11	160	06/06/1984	Lydia, OH	Dayton
15	Tyler Rosenlund	MID	6-0	180	09/13/1986	California-Santa	Barbara
25	Carlos Ruiz	FWD	5-9	145	09/15/1979	Guatemala City,	Guatemala
16	Darel Russell	MID	5-10	163	10/22/1980	Mile End,	England
21	Collin Samuel	FWD	5-9	180	08/27/1981	North Manzanilla,	Trinidad & T
22	Amadou Sanyang	DEF	6-0	165	08/01/1991	Banjul, Gambia	
15	Adrian Seriou	DEF	6-0	190	05/12/1979	Scarborough, Ontario	
11	Luis Silva	MID	5-11	174	12/10/1984	Los Angeles, CA	California-Santa Barbara
23	Jarrod Smith	FWD	6-1	180	06/20/1988	Havelsack North, New	Zealand West Virginia
13	Johann Smith	FWD	5-10	165	04/25/1987	Hartford, CT	
18	Nick Soolsma	FWD	5-10	175	01/17/1988	Andijk, Netherlands	
39	Kenny Stamatopoulos	GK	6-2	180	08/28/1979	Markham, ON, Canada	
10	Alen Stevanovic	MID	5-10	165	01/07/1991	Zurich, Switzerland	
15	Matt Stinson	MID	5-10	165	09/09/1992	Toronto, ON	
11	Nathan Sturgis	DEF	5-10	150	07/06/1987	St. Augustine, FL	Clemson
1	Greg Sutton	GK	6-6	205	04/19/1977	New York, NY	St. Lawrence
22	Tony Ichani	MID	6-4	185	04/13/1989	Norfolk, VA	Virginia
28	Oliver Tebily	DEF	6-0	191	12/19/1975	Abidjan, Ivory Coast	
18	Michael Thomas	MID	5-10	190	03/08/1989	Olathe, KS	Notre Dame
13	Rick Titus	DEF	6-1	175	03/10/1969	Vancouver, Canada	Toronto (Canada)
37	Maximiliano Urruti	FWD	6-0	163	02/22/1991	Rosario, Argentina	
33	Maksim Usanov	DEF	5-9	175	03/05/1985	St. Petersburg,	Russia
4	Marco Velez	DEF	6-1	186	06/26/1980	Carolina, Puerto	Rico Barry University
55	Eddy Viator	DEF	5-11	155	06/02/1982	Colombes, France	
8	Pablo Vitti	FWD	5-10	158	07/09/1985	Rosario, Argentina	
7	Andy Welsh	MID	5-9	140	01/24/1983	Manchester,	England
9	Emery Welshman	FWD	5-11	180	11/09/1991	Mississauga, ON	Oregon State
17	O'Brian White	FWD	6-1	175	12/14/1985	Ochoa Rios,	Jamaica Connecticut
32	Andrew Wiedeman	FWD	5-11	165	08/22/1989	San Ramon, CA	California
31	Dicoy Williams	DEF	6-2	187	10/07/1986	Kingston,	Jamaica
16	Marvell Wynne	DEF	5-9	171	05/08/1986	Poway, CA	UCLA
19	Mikael Yourassowsky	DEF	5-10	165	02/26/1983	Ixelles, Belgium	
28	Gianluca Zavarise	MID	5-11	168	07/28/1986	Burnaby, BC, Canada	

# TORONTO FC ALL-TIME PLAYER STATISTICS

ALL-TIME TORONTO FC STATISTICS (51-105-66,219 pts.)															
UNF	POS	PLAYER	GP	GS	MIN	G	A	SHT	SOG	FC	FS	OFF	CK	C	E
14	F	Dwayne De Rosario	57	53	4850	27	10	158	75	64	68	84	39	10	0
14	F	Danny Koevrmans	30	22	2020	17	3	71	43	33	17	25	0	3	0
19	F	Chad Barrett	65	58	4612	16	8	118	59	47	39	38	2	10	1
9	F	Danny Dichio	59	37	3380	14	6	57	31	95	81	43	0	9	1
9	F	Ryan Johnson	43	43	3762	10	7	93	33	58	56	27	0	6	0
29	F	Maicon Santos	32	25	2175	10	3	79	26	36	25	22	0	2	0
20	M	Amado Guevara	46	44	3818	9	10	90	39	66	57	7	143	8	1
10	F	Robert Earnshaw	26	23	1883	8	0	69	22	16	22	24	0	1	0
96	F	Jeff Cunningham	32	20	1781	6	1	40	22	8	27	42	0	5	0
11	M	Luis Silva	44	33	3001	5	7	70	27	26	45	9	64	3	0
6	M	Maurice Edu	38	37	3284	5	2	41	13	87	71	3	1	11	1
21	M	Jonathan Osorio	28	18	1697	5	1	28	8	15	31	2	35	1	0
11	M	Jim Brennan	84	83	7460	4	4	48	17	72	28	11	15	19	0
10	M	Rohan Ricketts	39	29	2455	4	4	31	20	43	49	5	21	1	0
17	F	O'Brian White	33	14	1505	4	4	30	13	19	9	8	0	3	0
21	F	Alan Gordon	8	7	632	4	1	18	8	23	14	6	0	3	0
32	F	Andrew Wiedeman	29	16	1605	4	1	41	9	8	12	7	0	0	0
33	M	Carl Robinson	74	73	6523	3	7	31	14	126	64	0	48	16	0
18	F	Nick Soolsma	32	21	1902	3	7	33	15	16	23	1	16	1	0
7	F	Joao Plata	36	28	2391	3	5	66	19	14	31	13	35	1	0
3	D	Nana Attakora	56	50	4451	3	4	19	7	35	36	1	0	6	1
29	F	Eric Hassli	7	7	572	3	2	21	9	25	10	11	0	2	0
7	F	Fuad Ibrahim	26	9	952	3	2	21	8	15	17	14	8	3	0
23	M	Terry Dunfield	40	36	3067	3	0	29	12	58	25	7	29	8	0
16	M	Darel Russell	18	10	924	3	0	16	9	21	17	0	0	5	0
21	F	Collin Samuel	19	19	1600	3	0	42	25	30	37	9	0	2	0
16	D	Marvell Wynne	67	66	5878	2	10	24	12	49	51	7	0	4	0
6	M	Julian de Guzman	65	53	4817	2	8	58	13	101	90	3	1	19	1
8	M	Eric Avila	33	24	2140	2	4	39	10	20	28	0	10	2	0
19	M	Reggie Lambe	55	42	3644	2	4	33	13	53	62	7	14	6	1
22	M	Torsten Frings	33	33	2793	2	3	39	14	28	28	2	88	5	0
17	F	Justin Braun	21	8	779	2	2	12	5	22	15	9	0	4	0
25	D	Jeremy Hall	54	45	3988	2	1	14	4	48	35	1	0	6	0
15	D	Adrian Serieux	26	25	2235	2	1	8	5	42	23	0	0	6	1
8	F	Pablo Vitti	26	18	1650	2	1	29	14	24	40	8	3	3	0
70	F	Peri Marosevic	7	4	410	2	0	12	5	3	3	3	2	0	0
33	F	Javier Martina	23	15	1389	2	0	15	9	13	9	4	1	3	0
4	D	Marco Velez	38	31	2753	2	0	9	6	28	12	0	0	3	2
21	M	Nick LaBrocca	28	24	2177	1	6	26	9	16	14	2	63	4	0
2	M	Sam Cronin	33	30	2716	1	5	16	3	14	6	1	2	2	0
15	M	Bobby Convey	21	20	1786	1	4	15	3	19	31	4	51	3	0
8	M	Dan Gargan	43	37	3300	1	4	12	3	57	25	0	0	10	0
22	F	Jeremy Brockie	15	11	1072	1	3	31	12	18	16	10	1	1	0
4	D	Doneil Henry	49	36	3294	1	3	19	4	52	17	3	1	10	2
48	D	Darren O'Dea	26	26	2340	1	3	18	5	30	13	1	0	5	0
23	F	Jacob Peterson	37	28	2291	1	3	34	10	15	25	1	32	1	0
32	M	Laurent Robert	17	16	1364	1	3	31	14	8	20	1	43	4	1
7	M	Andy Welsh	20	16	1335	1	3	14	10	19	29	4	3	2	0
2	D	Andrew Boyens	23	21	1825	1	1	4	2	33	18	0	0	4	2
13	D	Steven Caldwell	23	23	2066	1	1	12	4	31	14	1	0	4	1
8	D	Kevin Goldthwaite	9	9	801	1	1	8	6	14	8	0	8	2	1
23	M	Alvaro Rey	12	9	770	1	1	12	4	8	22	0	14	1	0
7	F	Miguel Canizalez	12	3	414	1	0	5	1	4	4	2	2	0	0
10	F	Bright Dike	7	5	430	1	0	7	3	10	5	2	0	1	0
10	F	Alecko Eskandarian	6	6	485	1	0	11	9	14	11	0	2	3	0
3	F	Ali Gerba	11	5	534	1	0	15	3	8	4	11	0	1	0
3	D	Julius James	13	10	899	1	0	6	1	12	5	1	0	0	0
20	M	Matias Laba	16	16	1414	1	0	7	4	19	31	0	1	5	0
15	M	Tyler Rosenlund	8	3	347	1	0	5	4	2	6	0	0	1	0
23	F	Jarrod Smith	20	6	728	1	0	14	6	6	4	1	0	0	0
22	M	Tony Tchani	13	13	1032	1	0	12	5	21	18	0	0	3	1
5	D	Ashtone Morgan	66	56	5236	0	8	16	3	68	53	2	1	12	1
7	M	Ronnie O'Brien	13	13	1139	0	4	22	12	16	15	0	42	1	0
25	D	Danleigh Borman	22	18	1606	0	3	3	0	18	10	1	3	4	0
37	F	Nicholas Lindsay	4	2	240	0	3	3	1	5	3	0	0	1	0
13	D	Chris Pozniak	22	16	1498	0	3	9	3	22	16	1	2	3	1
3	D	Miguel Aceval	5	5	416	0	2	3	0	3	2	0	3	0	0
12	F	Edson Buddle	10	5	481	0	2	9	6	12	5	6	0	1	0
27	D	Richard Eckersley	72	70	6193	0	2	23	6	104	90	1	3	15	0
24	G	Stefan Frei	82	82	7311	0	2	0	0	0	25	0	0	1	0
15	M	Matt Stinson	17	6	764	0	2	12	1	13	6	1	0	1	0
18	F	Quincy Amarikwa	11	6	548	0	1	8	1	12	9	1	0	0	0
28	D	Mark Bloom	6	6	540	0	1	1	1	4	5	0	0	0	0
4	D	Nick Garcia	36	33	2936	0	1	3	1	29	20	0	0	4	1
19	F	Andrea Lombardo	17	6	752	0	1	17	9	32	24	18	0	2	0
10	F	Mista	9	5	544	0	1	13	3	5	1	5	5	1	0
33	M	Ryan Richter	13	12	1118	0	1	7	1	17	14	0	0	1	0
13	F	Johann Smith	14	3	418	0	1	6	3	5	12	1	3	0	0
19	D	Mikael Yourassowsky	21	13	1302	0	1	21	4	26	27	6	5	4	1
28	M	Gianluca Zavarise	14	4	569	0	1	6	1	7	13	3	0	1	1
6	D	Gale Agbossoumonde	13	12	1081	0	0	2	0	21	7	0	0	4	0
8	M	Kyle Bekker	9	3	335	0	0	11	1	5	2	1	7	0	0
12	G	Joseph Bendik	33	33	2970	0	0	0	0	0	0	1	0	2	1
7	M	John Bostock	7	4	388	0	0	5	2	4	6	0	7	0	0

# TORONTO FC ALL-TIME PLAYER STATISTICS

ALL-TIME TORONTO FC STATISTICS (51-105-66,219 pts.)																
UNF	POS	PLAYER	GP	GS	MIN	G	A	SHT	SOG	FC	FS	OFF	CK	C	E	CP
3	D	Adam Braz	13	9	773	0	0	1	0	16	9	0	0	5	0	
33	M	Junior Burgos	2	0	11	0	0	2	1	0	0	0	2	0	0	
3	D	Danny Califf	4	4	354	0	0	1	0	4	3	0	0	2	0	
12	D	Adrian Cann	48	46	4063	0	0	10	4	41	22	1	0	6	0	
9	F	Conor Casey	2	0	58	0	0	0	0	2	0	0	0	0	0	
1	G	Jon Conway	1	1	72	0	0	0	0	0	1	0	0	0	1	
16	M	Oscar Cordon	4	1	144	0	0	3	1	6	2	0	0	1	0	
29	D	Kyle Davies	1	0	21	0	0	0	0	1	0	0	0	0	0	
18	G	Srdjan Djekanovic	8	7	635	0	0	0	0	1	0	0	0	3	0	
12	D	Todd Dunivant	27	23	2012	0	0	15	10	20	19	4	12	1	0	
18	G	Brian Edwards	9	9	810	0	0	0	0	0	0	0	0	0	0	
3	D	Jonas Elmer	3	1	128	0	0	1	0	2	0	0	0	0	0	
2	D	Logan Emory	26	22	1859	0	0	10	2	31	17	0	0	2	2	
31	F	Hogan Ephraim	11	9	775	0	0	5	3	5	11	6	3	2	0	
5	D	Lesly Felling	4	1	137	0	0	2	2	1	1	0	2	0	0	
2	D	Hunter Freeman	7	7	606	0	0	2	0	13	10	1	0	2	0	
27	D	Gabe Gala	17	4	454	0	0	4	3	8	3	0	3	0	0	
26	F	Derek Gaudet	1	0	27	0	0	0	0	0	0	0	0	0	0	
26	D	Matt Gold	3	0	45	0	0	0	0	1	0	0	0	0	0	
32	D	Emmanuel Gomez	9	6	491	0	0	0	0	4	3	0	0	1	0	
41	G	Freddy Hall	7	7	630	0	0	0	0	0	2	0	0	0	0	
20	D	Ty Harden	43	39	3474	0	0	12	3	38	13	1	0	4	1	
5	D	Kevin Harmse	28	21	1882	0	0	15	6	22	17	0	0	6	1	
24	M	Tyler Hemming	7	3	336	0	0	1	1	3	1	0	0	0	0	
D 34	D	Ravish Hiscanovics	11	10	753	0	0	0	0	10	7	0	0	2	0	
25	F	Abbe Ibrahim	1	0	4	0	0	1	1	0	1	0	0	0	0	
3	D	Andy Iro	13	13	1145	0	0	6	0	20	15	1	0	3	0	
35	D	Diaz Kambere	1	1	90	0	0	0	0	0	0	0	0	0	0	
30	G	Milos Kocic	37	35	3191	0	0	0	0	0	5	0	0	0	0	
13	F	Keith Makubuya	2	0	55	0	0	2	0	0	1	1	1	0	0	
14	F	Tyrone Marshall	40	39	3459	0	0	11	0	38	26	0	0	8	0	
21	D	Aaron Maund	15	9	947	0	0	5	1	13	7	0	0	2	0	
17	M	Joey Melo	5	0	110	0	0	2	1	1	2	0	3	1	0	
22	G	David Monsalve	1	1	90	0	0	0	0	0	1	0	0	0	0	
28	F	Taylor Morgan	1	0	15	0	0	0	0	1	0	0	0	0	0	
8	M	Richard Mulrooney	2	2	180	0	0	1	1	1	4	0	1	0	0	
17	M	Paulo Nagamura	4	4	354	0	0	4	2	10	12	0	0	3	0	
15	M	Joseph Nane	11	8	614	0	0	8	1	8	8	0	0	0	0	
2	D	Demitrius Omphroy	1	0	1	0	0	0	0	0	1	0	0	0	0	
4	D	Marco Reda	8	7	573	0	0	1	0	7	10	0	0	0	1	
34	D	Tim Regan	1	1	90	0	0	1	0	0	0	0	0	0	0	
22	G	Sam Reynolds	2	2	175	0	0	0	0	0	0	0	0	0	0	
25	F	Carlos Ruiz	5	3	285	0	0	1	0	1	4	2	0	0	0	
22	D	Amadou Sanyang	20	15	1209	0	0	3	0	26	19	0	0	4	2	
25	M	Martin Saric	17	15	1153	0	0	8	3	32	9	0	0	6	1	
39	G	Kenny Stamatopoulos	12	12	1080	0	0	1	0	0	1	0	0	0	0	
10	M	Alen Stevanovic	12	9	773	0	0	11	3	6	10	2	1	1	0	
11	D	Nathan Sturgis	14	11	953	0	3	3	0	3	13	0	31	1	0	
1	G	Greg Sutton	34	33	3015	0	0	0	0	0	7	0	0	1	0	
28	D	Olivier Tebily	4	3	234	0	0	0	0	2	2	0	0	0	0	
18	M	Michael Thomas	1	0	12	0	0	0	0	0	0	0	0	0	0	
13	D	Rick Titus	1	1	90	0	0	0	0	0	0	0	0	0	0	
37	F	Maximiliano Urruti	2	0	37	0	0	0	0	0	2	0	0	0	0	
33	D	Maksim Usanov	14	13	1045	0	0	0	0	27	8	1	0	5	1	
55	D	Eddy Viator	3	2	186	0	0	0	0	4	0	0	0	2	0	
9	F	Emery Welshman	1	0	5	0	0	0	0	0	1	0	0	0	0	
31	D	Dicoy Williams	10	8	741	0	0	4	1	13	2	0	0	1	0	
OWN-GOALS RECEIVED			5													
TEAM TOTALS			222	222	19980	231	214	2343	927	2792	2478	576	955	400	34	
OPPONENT TOTALS			222	222	19980	347	333	2894	1193	2478	2791	632	1140	327	23	

## TORONTO FC ALL-TIME INDIVIDUAL LEADERS

GAMES PLAYED	
PLAYER	GP
Jim Brennan	84
Stefan Frei	82
Carl Robinson	74
Richard Eckersley	72
Marvell Wynne	67
Ashtone Morgan	66
Chad Barrett	65
Julian de Guzman	65
Danny Dichio	59
Dwayne De Rosario	57

GAMES STARTED	
PLAYER	GS
Jim Brennan	83
Stefan Frei	82
Carl Robinson	73
Richard Eckersley	70
Marvell Wynne	66
Chad Barrett	58
Ashtone Morgan	56
Julian de Guzman	53
Dwayne De Rosario	53
Nana Attakora	50

MINUTES PLAYED	
PLAYER	MIN
Jim Brennan	7460
Stefan Frei	7311
Carl Robinson	6523
Richard Eckersley	6193
Marvell Wynne	5878
Ashtone Morgan	5236
Dwayne De Rosario	4850
Julian de Guzman	4817
Chad Barrett	4612
Nana Attakora	4451

GOALS		
PLAYER	GP	GOALS
Dwayne De Rosario	57	27
Danny Koevermans	30	17
Chad Barrett	65	16
Danny Dichio	59	14
Maicon Santos	32	10
Ryan Johnson	43	10
Amado Guevara	46	9
Robert Earnshaw	26	8
Jeff Cunningham	32	6
Maurice Edu	38	5
Jonathan Osorio	28	5
Luis Silva	44	5

ASSISTS		
PLAYER	GP	ASTS
Dwayne De Rosario	57	10
Amado Guevara	46	10
Marvell Wynne	67	10
Chad Barrett	65	8
Julian de Guzman	65	8
Ashtone Morgan	66	8
Ryan Johnson	43	7
Carl Robinson	74	7
Luis Silva	44	7
Nick Soolsma	32	7

SHOTS		
PLAYER	GP	SHOTS
Dwayne De Rosario	57	158
Chad Barrett	65	118
Ryan Johnson	43	93
Amado Guevara	46	90
Maicon Santos	32	79
Danny Koevermans	30	71
Luis Silva	44	70
Robert Earnshaw	26	69
Joao Plata	36	66
Julian de Guzman	65	58

SHOTS ON GOAL		
PLAYER	GP	SOG
Dwayne De Rosario	57	75
Chad Barrett	65	59
Danny Koevermans	30	43
Amado Guevara	46	39
Ryan Johnson	43	33
Danny Dichio	59	31
Luis Silva	44	27
Maicon Santos	32	26
Collin Samuel	19	25
Jeff Cunningham	32	22
Robert Earnshaw	26	22

FOULS COMMITTED		
PLAYER	GP	FC
Carl Robinson	74	126
Richard Eckersley	72	104
Julian de Guzman	65	101
Danny Dichio	59	95
Maurice Edu	38	87
Jim Brennan	84	72
Ashtone Morgan	66	68
Amado Guevara	46	66
Dwayne De Rosario	57	64
Terry Dunfield	40	58
Ryan Johnson	43	58

FOULS SUFFERED		
PLAYER	GP	FS
Julian de Guzman	65	90
Richard Eckersley	72	90
Danny Dichio	59	81
Maurice Edu	38	71
Dwayne De Rosario	57	68
Carl Robinson	74	64
Reggie Lambe	55	62
Amado Guevara	46	57
Ryan Johnson	43	56
Ashtone Morgan	66	53

CAUTIONS (YELLOWs)		
PLAYER	GP	CAUT
Jim Brennan	84	19
Julian de Guzman	65	19
Carl Robinson	74	16
Richard Eckersley	72	15
Ashtone Morgan	66	12
Maurice Edu	38	11
Chad Barrett	65	10
Dwayne De Rosario	57	10
Dan Gargan	43	10
Doneil Henry	49	10

EJECTIONS (RED CARDS)		
PLAYER	GP	EJECT
Andrew Boyens	23	2
Logan Emory	26	2
Doneil Henry	49	2
Amadou Sanyang	20	2
Marco Velez	38	2
24 players tied with	1	

CORNER KICKS		
PLAYER	GP	CK
Amado Guevara	46	143
Torsten Frings	33	88
Luis Silva	44	64
Nick LaBrocca	28	63
Bobby Convey	21	51
Carl Robinson	74	48
Laurent Robert	17	43
Ronnie O'Brien	13	42
Dwayne De Rosario	57	39
Jonathan Osorio	28	35
Joao Plata	36	35

OFFSIDES		
PLAYER	GP	OFF
Dwayne De Rosario	57	84
Danny Dichio	59	49
Jeff Cunningham	32	42
Chad Barrett	65	38
Ryan Johnson	43	27
Danny Koevermans	30	25
Robert Earnshaw	26	24
Maicon Santos	32	22
Andrea Lombardo	17	18
Fuad Ibrahim	26	14

GAME-WINNING GOALS		
PLAYER	GP	GWG
Dwayne De Rosario	57	7
Chad Barrett	65	4
Danny Dichio	59	3
Amado Guevara	46	3
Robert Earnshaw	26	2
Danny Koevermans	30	2
Rohan Ricketts	39	2
Pablo Vitti	26	2
Andrew Wiedeman	29	2
22 players tied with 1		

GAME-WINNING ASSISTS		
PLAYER	GP	GWA
Sam Cronin	33	3
Nick Soolsma	32	3
Nana Attakora	56	2
Dwayne De Rosario	57	2
Ronnie O'Brien	13	2
Jacob Peterson	37	2
Marvell Wynne	67	2
22 players tied with 1		

MULTI-GOAL GAMES		
PLAYER	GP	GAMES
Dwayne De Rosario	57	5
Chad Barrett	65	3
Amado Guevara	46	3
Danny Koevermans	30	2
Rohan Ricketts	39	2
Danny Dichio	59	1
Macon Santos	32	1
Robert Earnshaw	26	1
Alan Gordon	8	1
Reggie Lambe	55	1
Javier Martina	23	1

PENALTY-KICK GOALS		
PLAYER	GP	PKG
Dwayne De Rosario	57	3
Robert Earnshaw	26	2
Joao Plata	36	1
Collin Samuel	19	1
Nick Soolsma	32	1

GOALS PER GAME			
PLAYER	GP	GOALS	AVG
Dwayne De Rosario	57	27	0.47
Minimum: 20 goals			

ASSISTS PER GAME			
PLAYER	GP	ASTS	AVG
Minimum: 20 assists			

GOALS PER 90 MIN.			
PLAYER	MIN	GOALS	AVG
Dwayne De Rosario	4850	27	0.50
Minimum: 20 goals			





## TORONTO FC INDIVIDUAL SINGLE-SEASON LEADERS

## GAME-WINNING ASSISTS

YEAR	PLAYER	GP	GWA
2007	Ronnie O'Brien	13	2
2009	Nana Attakora	20	2
2009	Sam Cronin	27	2
2010	Jacob Peterson	24	2
2011	Nick Soolsma	23	2

### PENALTY-KICK GOALS

YEAR	PLAYER	GP	PKG
2010	Dwayne De Rosario	27	3
2013	Robert Earnshaw	26	2
2007	Collin Samuel	18	1
2011	Joao Plata	26	1
2011	Nick Soolsma	23	1

## GOALS PER GAME

YEAR	PLAYER	GP	GOALS	AVG
2011	Danny Koevrmans	10	8	0.80
2012	Danny Koevrmans	16	9	0.56
2010	Dwayne De Rosario	27	15	0.56
2009	Dwayne De Rosario	28	11	0.39
2007	Danny Dichio	17	6	0.35
Minimum: 5 goals				

## ASSISTS PER GAME

YEAR	PLAYER	GP	ASTS	AVG
2009	Amado Guevara	25	6	0.24
2009	Marvell Wynne	21	5	0.24
2011	Nick Soolsma	23	5	0.22
2009	Dwayne De Rosario	28	6	0.21
2010	Nick LaBrocca	28	6	0.21
Minimum: 5 assists				

## SCORING PCT.

YEAR	PLAYER	GP	SHOTS	GOALS	PCT
2007	Danny Dichio	17	20	6	30.0
2011	Danny Koevermans	10	30	8	26.7
2008	Danny Dichio	23	20	5	25.0
2012	Danny Koevermans	16	39	9	23.1
2010	Chad Barrett	23	32	7	21.9
Minimum: 5 goals					

## SHOTS ON GOAL PCT.

YEAR	PLAYER	GP	SHOTS	SOG	PCT
2012	Danny Koevermans	16	39	24	61.5
2007	Collin Samuel	18	41	24	58.5
2010	Dwayne De Rosario	27	72	36	50.0
2009	Chad Barrett	29	55	25	45.5
2009	Dwayne De Rosario	28	80	36	45.0
Minimum: 20 shots on goal					

## GAMES PLAYED IN GOAL

YEAR	PLAYER	GP
2013	Joseph Bendik	33
2010	Stefan Frei	28
2011	Stefan Frei	27
2012	Milos Kocic	27
2009	Stefan Frei	26

## GAMES STARTED IN GOAL

YEAR	PLAYER	GS
2013	Joseph Bendik	33
2010	Stefan Frei	28
2011	Stefan Frei	27
2012	Milos Kocic	27
2009	Stefan Frei	26

## MINUTES PLAYED IN GOAL

YEAR	PLAYER	MIN
2013	Joseph Bendik	2970
2010	Stefan Frei	2520
2012	Milos Kocic	2430
2011	Stefan Frei	2406
2009	Stefan Frei	2295

## GOALS AGAINST AVG.

YEAR	PLAYER	GP	MIN	GA	GAA
2010	Stefan Frei	28	2520	37	1.32
2013	Joseph Bendik	33	2970	46	1.39
2008	Greg Sutton	24	2160	35	1.46
2009	Stefan Frei	26	2295	38	1.49
2007	Kenny Stamatopoulos	12	1080	20	1.67
Minimum: 1000 minutes played					

## WINNING PCT.

YEAR	PLAYER	GP	WON	LOST	TIED	PCT
2009	Stefan Frei	26	9	9	7	.500
2008	Greg Sutton	24	7	10	7	.438
2010	Stefan Frei	28	8	13	7	.411
2013	Joseph Bendik	33	6	16	11	.348
2012	Milos Kocic	27	5	16	6	.296
Minimum: 5 wins						

## WINS

YEAR	PLAYER	GP	WON
2009	Stefan Frei	26	9
2010	Stefan Frei	28	8
2008	Greg Sutton	24	7
2013	Joseph Bendik	33	6
2012	Milos Kocij	27	5

## LOSSES

YEAR	PLAYER	GP	LOST
2012	Milos Kocic	27	16
2013	Joseph Bendik	33	16
2010	Stefan Frei	28	13
2011	Stefan Frei	27	12
2008	Greg Sutton	24	10

**SAVES**

YEAR	PLAYER	GP	SVS
2008	Greg Sutton	24	116
2010	Stefan Frei	28	108
2011	Stefan Frei	27	106
2009	Stefan Frei	26	98
2013	Joseph Bendik	33	90

## SHUTOUTS

YEAR	PLAYER	GP	SHO
2010	Stefan Frei	28	8
2008	Greg Sutton	24	6
2011	Stefan Frei	27	6
2009	Stefan Frei	26	5
2013	Joseph Bendik	33	4

## SAVES PERCENTAGE

YEAR	PLAYER	GP	SAVES	SOG	PCT
2008	Greg Sutton	24	116	160	72.5
2010	Stefan Frei	28	108	153	70.6
2009	Stefan Frei	26	98	141	69.5
2011	Stefan Frei	27	106	155	68.4
2007	Kenny Stamatopoulos	12	41	61	67.2
Minimum: 40 saves					



# TORONTO FC ALL-TIME MLS SCHEDULE

REGULAR SEASON TOTALS									
DATE	OPPONENT	RESULT	ATT.	W-L-T	POS.	PTS	NOTES:		

04/07/2007	at Chivas USA	L 0-2	14,351	0-1-0	T4	0	CHV: Razov (35) Kijestjan (88)		
04/14/2007	at New England	L 0-4	18,184	0-2-0	T6	0	NE: Twellman (12,18) Joseph (60) Dorman (72)		
04/25/2007	at Kansas City	L 0-3	7,438	0-3-0	T6	0	KC: Johnson (5) Zavagnin (55) Movsisyan (70)		
04/28/2007	Kansas City	L 0-1	20,148	0-4-0	T6	0	KC: Johnson (81)		
05/12/2007	Chicago	W 3-1	20,041	1-4-0	7	3	TOR: Dichio (24) Goldthwaite (51) Edu (75); CHI: Rolfe (36)		
05/16/2007	Houston	W 1-0	19,123	2-4-0	6	6	TOR: Welsh (25)		
05/19/2007	D.C. United	L 1-2	20,183	2-5-0	7	6	TOR: Eskandarian (44); DC: own goal (52) Moreno (79)		
05/26/2007	at Columbus	T 2-2	11,755	2-5-1	7	7	TOR: Dichio (27) Brennan (49); CLB: Herron (2,36)		
06/02/2007	Colorado	W 2-1	20,195	3-5-1	6	10	TOR: Dichio (9) Boyens (28); COL: Gomez (32)		
06/06/2007	New York	L 1-2	20,113	3-6-1	6	10	TOR: Cunningham (22); NY: Angel (69,71)		
06/17/2007	FC Dallas	W 4-0	20,156	4-6-1	6	13	TOR: Edu (22) Dichio (25) Robinson (65) Cunningham (92+)		
06/23/2007	at New England	L 0-3	10,114	4-7-1	7	13	NE: Dorman (13,81) Noonan (33)		
07/01/2007	at Kansas City	T 1-1	9,485	4-7-2	7	14	TOR: Dichio (46); KC: Harrington (18)		
07/04/2007	at Real Salt Lake	W 2-1	20,751	5-7-2	6	17	TOR: Cunningham (19) Samuel (79); RSL: Eskandarian (45)		
07/07/2007	at Chicago	T 1-1	13,080	5-7-3	6	18 T	OR: Edu (78); CHI: Barrett (70)		
07/15/2007	at Houston	T 0-0	11,114	5-7-4	6	19			
07/22/2007	at Columbus	L 0-2	13,479	5-8-4	6	19	CLB: Barros Schelotto (50,56)		
07/29/2007	Chicago	L 0-3	20,322	5-9-4	T6	19	CHI: Guerrero (37) Carr (58) Franks (75)		
08/05/2007	Los Angeles	T 0-0	20,522	5-9-5	T6	20			
08/12/2007	at New York	L 0-3	12,103	5-10-5	T6	20	NY: Angel (24) Altidore (50,63)		
08/18/2007	Chivas USA	L 0-2	20,178	5-11-5	7	20	CHV: Galindo (57) Kijestjan (88)		
08/25/2007	D.C. United	L 0-1	20,093	5-12-5	7	20	DC: Fred (8)		
09/08/2007	at FC Dallas	L 0-2	16,790	5-13-5	7	20	DAL: Denilson (36) Thompson (87)		
09/15/2007	Real Salt Lake	T 0-0	20,098	5-13-6	7	21			
09/22/2007	Columbus	L 1-2	20,127	5-14-6	7	21	TOR: Canizalez (2); CLB: Garey (61) Thomas (83)		
09/29/2007	at D.C. United	L 1-4	25,174	5-15-6	7	21	TOR: Robinson (14); DC: Burch (52) Fred (57) Moreno (66) Emilio (70)		
10/04/2007	New York	W 2-1	20,274	6-15-6	7	24	TOR: Edu (18) own goal (66); NY: Richards (75)		
10/07/2007	at Colorado	L 0-1	10,832	6-16-6	7	24	COL: Kirovski (43)		
10/13/2007	at Los Angeles	L 1-2	27,000	6-17-6	7	24	TOR: Samuel (68); LA: Donovan (56) Buddle (78)		
10/20/2007	New England	T 2-2	20,374	6-17-7	7	25	TOR: Samuel (59) Dichio (92+); NE: Parkhurst (47+) Twellman (47)		

03/29/2008	at Columbus	L 0-2	13,843	0-1-0	T5	0	CLB: Moffat (26) Moreno (76)		
04/05/2008	at D.C. United	L 1-4	20,161	0-2-0	7	0	TOR: Edu (88); DC: Emilio (2) Quaranta (5) Gallardo (52) Moreno (78)		
04/13/2008	at Los Angeles	W 3-2	20,426	1-2-0	T5	3	TOR: Dichio (42) Ja. Smith (53) Cunningham (88); LA: Donovan (43,58)		
04/19/2008	Real Salt Lake	W 1-0	20,219	2-2-0	5	6	TOR: Robert (31)		
04/26/2008	Kansas City	W 2-0	20,045	3-2-0	5	9	TOR: Guevara (56,77)		
05/01/2008	New York	T 1-1	19,816	3-2-1	T2	10	TOR: Velez (22); NY: van den Bergh (38)		
05/17/2008	Columbus	T 0-0	20,358	3-2-2	T5	11			
05/21/2008	D.C. United	W 1-0	19,971	4-2-2	4	14	TOR: Dichio (7)		
05/24/2008	at D.C. United	L 2-3	18,647	4-3-2	4	14	TOR: Dichio (13,46+); DC: Peralta (41) Moreno (70) Emilio (72)		
05/31/2008	Los Angeles	W 2-0	20,096	5-3-2	4	17	TOR: James (48) Cunningham (64)		
06/08/2008	at Houston	L 1-3	13,179	5-4-2	4	17	TOR: Cunningham (71); HOU: De Rosario (46+) Ching (52,69)		
06/14/2008	Colorado	W 3-1	20,135	6-4-2	3	20	TOR: Dichio (37) Ricketts (58,67); COL: C. Gomez (80)		
06/21/2008	Kansas City	T 0-0	20,293	6-4-3	3	21			
06/28/2008	at New England	L 1-2	15,863	6-5-3	3	21	TOR: own goal (78); NE: Ralston (12,59)		
07/12/2008	at Chicago	L 1-2	15,118	6-6-3	5	21	TOR: Ibrahim (63); CHI: Rolfe (6) Thornington (92+)		
07/19/2008	San Jose	T 0-0	20,264	6-6-4	T4	22			
07/28/2008	at Real Salt Lake	L 1-2	12,319	6-7-4	T4	22	TOR: Guevara (84); RSL: Olave (63) Findley (87)		
08/03/2008	FC Dallas	L 0-2	20,247	6-8-4	T5	22	DAL: Cooper (81,91+)		
08/09/2008	at Colorado	W 1-0	11,752	7-8-4	T4	25	TOR: Barrett (44)		
08/17/2008	at New York	L 0-2	11,119	7-9-4	T6	25	NY: Magee (37) Angel (92+)		
08/23/2008	New England	T 1-1	20,461	7-9-5	T6	26	TOR: Barrett (66); NE: Twellman (35)		
08/30/2008	at Chivas USA	L 1-2	12,561	7-10-5	T6	26	TOR: Brennan (19); CHV: Eskandarian (20) Harris (94+)		
09/06/2008	Chivas USA	L 1-3	19,863	7-11-5	T6	26	TOR: Rosenlund (30); CHV: Paladini (41) Bornstein (58) Razov (96+)		
09/13/2008	Columbus	T 1-1	19,657	7-11-6	7	27	TOR: Robinson (6); CLB: Noonan (40)		
09/20/2008	at Kansas City	L 0-2	8,270	7-12-6	7	27	KC: Jewsbury (63) Souther (79)		
09/27/2008	Houston	T 1-1	20,074	7-12-7	7	28	TOR: Wynne (73); HOU: own goal (23)		
10/04/2008	at New York	W 3-1	13,756	8-12-7	7	31	TOR: Barrett (27,65) Ibrahim (86); NY: Richards (49)		

# TORONTO FC ALL-TIME MLS SCHEDULE

REGULAR SEASON TOTALS									
DATE	OPPONENT	RESULT	ATT.	W-L-T	POS.	PTS	NOTES:		

10/11/2008	at FC Dallas	T 2-2	14,114	8-12-8	7	32	TOR: Velez (72) Wynne (88); DAL: Cooper (34,93+)		
10/18/2008	Chicago	W 3-2	20,294	9-12-8	7	35	TOR: Guevara (12) Ricketts (18,47+); CHI: Mapp (25) Blanco (59)		
10/25/2008	at San Jose	L 0-2	10,526	9-13-8	7	35	SJ: Cochrane (49) Salinas (91+)		
03/21/2009	at Kansas City	W 3-2	10,385	1-0-0	T1	3	TOR: Brennan (33) Guevara (53,62); KC: Arnaud (56,76)		
03/28/2009	at Columbus	T 1-1	14,686	1-0-1	T1	4	TOR: own goal (84); CLB: Barros Schelotto (30)		
04/04/2009	Seattle	L 0-2	20,658	1-1-1	T3	4	SEA: Ljungberg (15) Zakumani (45)		
04/11/2009	FC Dallas	T 1-1	20,272	1-1-2	T4	5	TOR: De Rosario (17); DAL: Ricchetti (87)		
04/19/2009	at FC Dallas	L 2-3	6,813	1-2-2	T5	5	TOR: Serroux (46+) Barrett (59); DAL: Moor (25) Cooper (43,84)		
04/22/2009	Chivas USA	W 1-0	19,915	2-2-2	T2	8	TOR: Guevara (36)		
04/26/2009	Kansas City	W 1-0	20,056	3-2-2	1	11	TOR: Dichio (54)		
05/02/2009	Columbus	T 1-1	19,998	3-2-3	T1	12	TOR: Barrett (64); CLB: Ekpo (54)		
05/09/2009	at D.C. United	T 3-3	15,652	3-2-4	2	13	TOR: De Rosario (52,87) Serroux (63); DC: N'Sili (9) Pontius (86) Moreno (92+)		
05/16/2009	Chicago	L 0-2	20,006	3-3-4	4	13	CHI: Rolfe (59) McBride (81)		
05/23/2009	New England	W 3-1	20,478	4-3-4	T1	16	TOR: Guevara (13,70) De Rosario (67); NE: Joseph (12)		
05/30/2009	at Houston	L 0-3	16,037	4-4-4	T2	16	HOU: Davis (19) Kamara (22) Holden (24)		
06/06/2009	Los Angeles	L 1-2	20,753	4-5-4	T3	16	TOR: Dichio (62); LA: Gordon (5) Buddle (77)		
06/13/2009	New York	W 2-1	19,843	5-5-4	T3	19	TOR: Cronin (3) Dichio (43); NY: Celades (54)		
06/24/2009	New York	W 2-0	20,902	6-5-4	2	22	TOR: Vitti (28) De Rosario (59)		
06/27/2009	at Real Salt Lake	L 0-3	18,188	6-6-4	T2	22	RSL: Movsisyan (21) Beckerman (44) Mathis (78)		
07/11/2009	at San Jose	W 3-1	9,679	7-6-4	T1	25	TOR: Barrett (5,69) Vitti (54); SJ: Huckerby (32)		
07/18/2009	Houston	T 1-1	20,172	7-6-5	4	26	TOR: De Rosario (37); HOU: Boswell (74)		
07/25/2009	at Columbus	L 2-3	13,775	7-7-5	4	26	TOR: De Rosario (35) Gerba (49); CLB: Gaven (32) Lenhart (76) Garey (92+)		
08/01/2009	at New England	T 1-1	12,014	7-7-6	4	27	TOR: De Rosario (34); NE: Jankauskas (76)		
08/15/2009	D.C. United	W 2-0	20,638	8-7-6	3	30	TOR: De Rosario (30) White (66)		
08/22/2009	at Chivas USA	L 0-2	15,165	8-8-6	3	30	CHV: Kijestjan (32,51)		
08/29/2009	at Seattle	T 0-0	32,680	8-8-7	5	31			
09/05/2009	at Colorado	L 0-1	10,821	8-9-7	5	31	COL: Casey (51)		
09/12/2009	Colorado	W 3-2	20,521	9-9-7	4	34	TOR: De Rosario (19) White (71) Attakora (74); COL: Casey (49) Holody (89)		
09/19/2009	at Los Angeles	L 0-2	18,619	9-10-7	T4	34	LA: Beckham (9) Buddle (83)		
09/26/2009	at Chicago	T 2-2	16,890	9-10-8	5	35	TOR: De Rosario (6) Barrett (46); CHI: own goal (14) McBride (78)		
10/10/2009	San Jose	T 1-1	20,571	9-10-9	T4	36	TOR: Attakora (46); SJ: Glen (92+)		
10/17/2009	Real Salt Lake	W 1-0	20,384	10-10-9	T3	39	TOR: Brennan (47)		
10/24/2009	at New York	L 0-5	21,305	10-11-9	T4	39	NY: Kandji (2,70) Angel (33,62) Mbuta (94+)		

03/27/2010	at Columbus	L 0-2	13,536	0-1-0	T4	0	CLB: Iro (29) Barros Schelotto (86)		
04/10/2010	at New England	L 1-4	12,798	0-2-0	T7	0	TOR: De Rosario (28); NE: Schilawski (47,51,58) Nyassi (66)		
04/15/2010	Philadelphia	W 2-1	21,978	1-2-0	T5	3	TOR: De Rosario (35,81); PHI: Harvey (46+)		
04/18/2010	at Colorado	L 1-3	9,928	1-3-0	T6	3	TOR: De Rosario (58); COL: Casey (24,85) Larentowicz (71)		
04/25/2010	Seattle	W 2-0	18,394	2-3-0	T5	6	TOR: De Rosario (58) White (76)		
05/01/2010	at Real Salt Lake	L 1-2	12,659	2-4-0	6	6	TOR: De Rosario (88); RSL: Olave (14) Williams (42)		
05/08/2010	Chicago	W 4-1	20,060	3-4-0	3	9	TOR: LaBrocca (24) White (47) Barrett (66,69); CHI: Pause (51)		
05/15/2010	at Los Angeles	T 0-0	20,007	3-4-1	3	10			
05/22/2010	New England	W 1-0	20,672	4-4-1	3	13	TOR: Barrett (53)		
05/29/2010	at San Jose	W 3-1	10,214	5-4-1	2	16	TOR: Barrett (31) De Rosario (66,94+); SJ: Corrales (76)		
06/05/2010	Kansas City	T 0-0	21,583	5-4-2	3	17			
06/26/2010	Los Angeles	T 0-0	18,809	5-4-3	3	18			
07/01/2010	Houston	T 1-1	21,374	5-4-4	3	19	TOR: Gargan (84); HOU: Ching (72)		
07/10/2010	Colorado	W 1-0	21,836	6-4-4	3	22	TOR: Ibrahim (61)		
07/17/2010	at Philadelphia	L 1-2	17,251	6-5-4	3	22	TOR: Barrett (81); PHI: Orozco (61) Le Toux (95+)		
07/24/2010	FC Dallas	T 1-1	19,743	6-5-5	3	23	TOR: dos Santos (61); DAL: Rodriguez (77)		
07/31/2010	at Kansas City	L 0-1	10,385	6-6-5	3	23	KC: Bunbury (62)		
08/07/2010	Chivas USA	W 2-1	20,648	7-6-5	3	26	TOR: Attakora (21) Barrett (32); CHV: Maldonado (66)		
08/11/2010	at New York	L 0-1	19,035	7-7-5	3	26	NY: Lindpere (23)		
08/21/2010	New York	L 1-4	22,108	7-8-5	3	26	TOR: De Rosario (49); NY: Marquez (35) own goal (41) Angel (61) Robinson (78)		
08/28/2010	Real Salt Lake	T 0-0	21,047	7-8-6	3	27			
09/04/2010	at FC Dallas	L 0-1	10,033	7-9-6	T3	27	DAL: Cunningham (47)		
09/04/2010	at Chicago	T 0-0	12,891	7-9-7	3	28			

# TORONTO FC ALL-TIME MLS SCHEDULE

REGULAR SEASON TOTALS									
DATE	OPPONENT	RESULT	ATT.	W-L-T	POS.	PTS	NOTES:		
09/11/2010	D.C. United	L 0-1	20,395	7-10-7	3	28	DC: James (81)		
09/18/2010	at Houston	W 2-1	16,435	8-10-7	3	31	TOR: De Rosario (60,94+); HOU: Ching (18)		
09/25/2010	San Jose	L 2-3	20,064	8-11-7	4	31	TOR: De Rosario (66) dos Santos (79); SJ: Wondolowski (3,53,67)		
10/02/2010	at Seattle	L 2-3	36,079	8-12-7	4	31	TOR: De Rosario (16) Barrett (88); SEA: Zakuan (21) Nkufo (26) Nyassi (59)		
10/09/2010	at Chivas USA	L 0-3	12,426	8-13-7	5	31	CHV: Villafana (51) Padilla (88) Espinoza (90)		
10/16/2010	Columbus	T 2-2	18,084	8-13-8	T5	32	TOR: dos Santos (29) Peterson (38); CLB: own goal (15) Hesmer (92+)		
10/23/2010	at D.C. United	W 3-2	18,071	9-13-8	5	35	TOR: dos Santos (23) De Rosario (48,65); DC: Quaranta (1) Moreno (39)		
03/19/2011	at Vancouver	L 2-4	22,592	0-1-0	T6	0	TOR: De Rosario (20) dos Santos (74); VAN: Hassli (15,72) Dunfield (26) Harris (63)		
03/26/2011	Portland	W 2-0	20,086	1-1-0	T5	3	TOR: Martina (14,70)		
04/02/2011	Chivas USA	T 1-1	18,968	1-1-1	T4	4	TOR: Gordon (36); CHV: Moreno (2)		
04/09/2011	at San Jose	T 1-1	8,928	1-1-2	T3	5	TOR: Gordon (27); SJ: Dawkins (38)		
04/13/2011	Los Angeles	T 0-0	22,453	1-1-3	T2	6			
04/16/2011	D.C. United	L 0-3	16,313	1-2-3	T5	6	DC: Pontius (5,73) Davies (10)		
04/23/2011	Columbus	T 1-1	20,145	1-2-4	T6	7	TOR: Tchani (41); CLB: Renteria (49)		
04/30/2011	at Seattle	L 0-3	36,287	1-3-4	T6	7	SEA: Fernandez (9) Evans (52,75)		
05/07/2011	Houston	W 2-1	20,259	2-3-4	T6	10	TOR: Plata (50) dos Santos (81); HOU: Palmer (87)		
05/11/2011	at FC Dallas	L 0-1	8,145	2-4-4	T6	10	DAL: D. Hernandez (48+)		
05/14/2011	Chicago	T 2-2	18,674	2-4-5	7	11	TOR: Plata (9) dos Santos (47); CHI: Pappa (63) Barouch (75)		
05/22/2011	at Colorado	T 0-0	13,598	2-4-6	T6	12			
05/28/2011	Philadelphia	L 2-6	20,122	2-5-6	T6	12	TOR: dos Santos (50,59); PHI: G. Farfan (2) Mapp (11,62) Nakazawa (44) Mwanga (72,89)		
06/04/2011	Sporting KC	T 0-0	19,962	2-5-7	T6	13			
06/11/2011	at Los Angeles	T 2-2	20,675	2-5-8	6	14	TOR: Gordon (68,94+); LA: Birchall (2) Angel (91+)		
06/15/2011	at New England	T 0-0	6,680	2-5-9	6	15			
06/18/2011	Seattle	L 0-1	21,839	2-6-9	T6	15	SEA: Montero (90)		
06/25/2011	at Real Salt Lake	L 1-3	15,077	2-7-9	T8	15	TOR: dos Santos (66); RSL: Borchers (39) Saborio (42,60)		
06/29/2011	Vancouver	W 1-0	19,816	3-7-9	T5	18	TOR: Soolsma (54)		
07/06/2011	at New York	L 0-5	15,269	3-8-9	T7	18	NY: Henry (33) Rodgers (38) Lindpere (52) Agudelo (67,89)		
07/09/2011	at Houston	L 0-2	19,085	3-9-9	T7	18	HOU: Cruz (50) Cameron (81)		
07/20/2011	FC Dallas	L 0-1	21,087	3-10-9	T8	18	DAL: Shea (48)		
07/23/2011	at Sporting KC	L 2-4	16,382	3-11-9	T8	18	OR: Koevermans (50) Johnson (72); KC: Kamara (28,33) Bravo (37,64)		
07/30/2011	at Portland	T 2-2	18,627	3-11-1	8	19	TOR: Marosevic (71) Koevermans (81); POR: Johnson (23) Jewsbury (57)		
08/06/2011	at D.C. United	T 3-3	11,684	3-11-1	8	20	TOR: Marosevic (52) de Guzman (69) Koevermans (86); DC: De Rosario (19,64,88)		
08/13/2011	Real Salt Lake	W 1-0	21,644	4-11-1	7	23	TOR: Plata (77)		
08/21/2011	at Chicago	L 0-2	12,020	4-12-1	T8	23	CHI: Odoro (16) Gargan (69)		
08/27/2011	San Jose	T 1-1	21,117	4-12-1	8	24	TOR: Avila (33); SJ: Wondolowski (87)		
09/10/2011	at Columbus	W 4-2	13,058	5-12-	T7	27	TOR: Soolsma (21) Johnson (42) de Guzman (83) Koevermans (92+); CLB: Heinemann (67) Mendoza (87)		
09/17/2011	Colorado	W 2-1	20,318	6-12-1	T7	30	TOR: Koevermans (52,60); COL: Nyassi (69)		
09/24/2011	at Chivas USA	L 0-3	14,357	6-13-1	T7	30	CHV: Angel (12,77) Braun (71)		
10/01/2011	New York	T 1-1	20,132	6-13-1	8	31	TOR: Koevermans (50); NY: Henry (88)		
10/15/2011	at Philadelphia	T 1-1	19,178	6-13-1	8	32	TOR: Johnson (57); PHI: Le Toux (43)		
10/22/2011	New England	T 2-2	21,600	6-13-1	8	33	TOR: Soolsma (20) Koevermans (83); NE: Zerka (40) Caraglio (46)		
03/17/2012	at Seattle	L 1-3	39,232	0-1-0	T5	0	TOR: Johnson (62); SEA: Estrada (17,51,63)		
03/24/2012	San Jose	L 0-3	20,070	0-2-0	T8	0	SJ: Wondolowski (9,68) Salinas (56)		
03/31/2012	Columbus	L 0-1	18,944	0-3-0	10	0	CLB: Anor (56)		
04/07/2012	at Montreal	L 1-2	23,120	0-4-0	10	0	TOR: Koevermans (88); MTL: Ubiparipovic (18) Wenger (81)		
04/14/2012	Chivas USA	L 0-1	18,476	0-5-0	10	0	CHV: Minda (31)		
04/21/2012	Chicago	L 2-3	19,255	0-6-0	10	0	TOR: Lambe (36,40); CHI: Odoro (0:25) Segares (41) Nyarko (58)		
04/28/2012	at Real Salt Lake	L 2-3	17,629	0-7-0	10	0	TOR: Avila (48) Henry (77); RSL: Beckerman (7) own goal (57) Steele (93+)		
05/05/2012	D.C. United	L 0-2	18,364	0-8-0	10	0	DC: Pontius (55) Salihi (75)		
05/19/2012	at D.C. United	L 1-3	14,287	0-9-0	10	0	TOR: Koevermans (71); DC: De Rosario (0:55,43) Salihi (73)		
05/26/2012	Philadelphia	W 1-0	18,227	1-9-0	10	3	TOR: Koevermans (88)		
06/16/2012	at Sporting KC	L 0-2	20,488	1-10-0	10	3	KC: Sapong (18) Santos (35)		
06/20/2012	at Houston	T 3-3	21,423	1-10-1	10	4	TOR: J. Hall (13) Koevermans (22,45); HOU: Boswell (20) Bruin (73,90)		

# TORONTO FC ALL-TIME MLS SCHEDULE

REGULAR SEASON TOTALS									
DATE	OPPONENT	RESULT	ATT.	W-L-T	POS.	PTS	NOTES:		
06/23/2012	New England	T 2-2	18,877	1-10-2	10	5	TOR: Koevermans (4) Johnson (42); NE: Brettschneider (71) Tierney (94+)		
06/27/2012	at Montreal	W 3-0	14,412	2-10-2	10	8	TOR: Frings (52) Johnson (72) Koevermans (78)		
06/30/2012	New York	T 1-1	20,071	2-10-3	10	9	TOR: Koevermans (6); NY: Solli (4)		
07/04/2012	at FC Dallas	T 1-1	21,508	2-10-4	10	10	TOR: Koevermans (31); DAL: Loyd (5)		
07/08/2012	at Philadelphia	L 0-3	18,393	2-11-4	10	10	PHI: Gomez (34) Adu (36) Hoppenot (78)		
07/11/2012	Vancouver	W 3-2	19,821	3-11-4	10	13	TOR: Silva (68) Frings (72) Dunfield (95+); VAN: Mattocks (50,91+)		
07/14/2012	at New England	W 1-0	12,180	4-11-4	10	16	TOR: Silva (8)		
07/18/2012	Colorado	W 2-1	18,225	5-11-4	10	19	TOR: Johnson (51) Wiedeman (67); COL: Casey (23)		
07/28/2012	Houston	L 0-2	19,652	5-12-4	10	19	HOU: Carr (45) Ching (86)		
08/04/2012	at Chicago	L 1-2	15,757	5-13-4	10	19	TOR: Johnson (16); CHI: Pappa (64) Berry (84)		
08/15/2012	Portland	T 2-2	18,773	5-13-5	10	20	TOR: Hassli (57) Silva (63); POR: Zizzo (21) Nagbe (82)		
08/18/2012	Sporting KC	L 0-1	18,151	5-14-5	10	20	KC: Kamara (83)		
08/22/2012	at Columbus	L 1-2	10,049	5-15-5	10	20	TOR: Silva (71); CLB: Gaven (4) Higuain (58)		
08/25/2012	at Houston	T 1-1	19,930	5-15-6	10	21	TOR: Dunfield (85); HOU: Bruin (21)		
09/01/2012	at Sporting KC	L 1-2	18,481	5-16-6	10	21	TOR: Johnson (44); KC: Nagamura (60) Rosell (87)		
09/12/2012	Chicago	L 1-2	14,623	5-17-6	10	21	TOR: Hassli (79); CHI: Fernandez (13) Rolfe (42)		
09/15/2012	Philadelphia	T 1-1	15,669	5-17-7	10	22	TOR: Hassli (58); PHI: Williams (85)		
09/22/2012	at Los Angeles	L 2-4	27,000	5-18-7	10	22	TOR: Dunfield (38) Silva (86); LA: Juninho (11,33) Keane (36,92+)		
09/29/2012	at New York	L 1-4	25,017	5-19-7	10	22	TOR: Johnson (6); NY: Holgersson (13) Cooper (27,88) Henry (93+)		
10/06/2012	D.C. United	L 0-1	15,281	5-20-7	10	22	DC: Salihi (88)		
10/20/2012	Montreal	T 0-0	16,151	5-20-8	10	23			
10/28/2012	at Columbus	L 1-2	15,672	5-21-8	10	23	TOR: Wiedeman (27); CLB: Higuain (17,62)		
03/02/2013	at Vancouver	L 0-1	21,000	0-1-0	T5	0	VAN: Koffie (59)		
03/09/2013	Sporting KC	W 2-1	25,991	1-1-0	T2	3	TOR: Earnshaw (3,21); KC: Bieler (77)		
03/16/2013	at Montreal	L 1-2	37,896	1-2-0	T6	3	TOR: Earnshaw (68); MTL: Bernier (34) Di Vaio (46+)		
03/30/2013	Los Angeles	T 2-2	18,355	1-2-1	T7	4	TOR: Earnshaw (29) Osorio (78); LA: Magee (16) Villarreal (92+)		
04/06/2013	FC Dallas	T 2-2	16,111	1-2-2	T6	5	TOR: Braun (85) Russell (90); DAL: Jacobson (34) Perez (59)		
04/13/2013	at Philadelphia	T 1-1	17,182	1-2-3	7	6	TOR: Earnshaw (71); PHI: McInerney (93+)		
04/20/2013	Houston	T 1-1	15,973	1-2-4	T7	7	TOR: Hall (58); HOU: Creavalle (94+)		
04/27/2013	New York	L 1-2	20,009	1-3-4	T8	7	TOR: Osorio (83); NY: Cahill (39,89)		
05/04/2013	at Colorado	L 0-1	12,658	1-4-4	T8	7	COL: Buddle (86)		
05/08/2013	at San Jose	L 1-2	10,048	1-5-4	T8	7	TOR: Braun (14); SJ: Jahn (48) Wondolowski (81)		
05/18/2013	Columbus	L 0-1	18,278	1-6-4	T8	7	CLB: Oduro (42)		
05/25/2013	at New England	L 0-2	10,711	1-7-4	9	7	NE: Fagundes (23) Agudelo (93+)		
06/01/2013	Philadelphia	T 1-1	19,221	1-7-5	T8	8	TOR: Osorio (66); PHI: McInerney (91+)		
06/15/2013	at D.C. United	W 2-1	13,846	2-7-5	9	11	TOR: Earnshaw (30) own goal (41); DC: De Rosario (19)		
06/22/2013	at Houston	T 0-0	22,039	2-7-6	9	12			
06/29/2013	Real Salt Lake	L 0-1	20,841	2-8-6	9	12	RSL: Alvarez (45)		
07/03/2013	Montreal	T 3-3	21,700	2-8-7	9	13	TOR: Brockie (6) Caldwell (21) O'Dea (24); MTL: Romero (0:22) Camara (69) Di Vaio (70)		
07/13/2013	at Sporting KC	L 0-3	21,126	2-9-7	9	13	KC: Saad (21,51) Bieler (63)		
07/17/2013	at Chivas USA	L 0-1	7,851	2-10-7	9	13	CHV: Torres (79)		
07/20/2013	New York	T 0-0	19,444	2-10-8	9	14			
07/27/2013	Columbus	W 2-1	17,987	3-10-8	9	17	TOR: Osorio (87) Wiedeman (94+); CLB: Oduro (17)		
08/04/2013	at New England	W 1-0	11,543	4-10-8	9	20	TOR: Laba (2)		
08/10/2013	Seattle	L 1-2	18,766	4-11-8	9	20	TOR: Osorio (46); SEA: Rosales (16) own goal (40)		
08/17/2013	at Columbus	L 0-2	16,352	4-12-8	9	20	CLB: Higuain (19,67)		
08/24/2013	at D.C. United	T 1-1	13,927	4-12-9	9	21	TOR: Convey (60); DC: De Rosario (10)		
08/30/2013	New England	T 1-1	18,623	4-12-1	9	22	TOR: Wiedeman (47+); NE: Fagundes (2)		
09/07/2013	at Portland	L 0-4	20,674	4-13-1	9	22	POR: Alhassan (46+) Wallace (83) W. Johnson (87) Valeri (93+)		
09/11/2013	Chicago	T 1-1	15,217	4-13-1	9	23	TOR: Earnshaw (23); CHI: Duka (20)		
09/14/2013	at New York	L 0-2	17,236	4-14-1	9	23	NY: Henry (32) Espindola (80)		
09/21/2013	Sporting KC	L 1-2	12,627	4-15-1	9	23	TOR: Russell (38); KC: Sapong (18,53)		
09/28/2013	D.C. United	W 4-1	15,879	5-15-1	9	26	TOR: Russell (25) Dike (67) own goal (71) Rey (87); DC: Jeffrey (15)		
10/05/2013	at Philadelphia	L 0-1	18,996	5-16-1	9	26	PHI: Kleberston (95+)		
10/19/2013	at Chicago	L 0-1	19,889	5-17-1	9	26	CHI: Magee (64)		
10/26/2013	Montreal	W 1-0	13,211	6-17-1	9	29	TOR: Earnshaw (16)		

## TORONTO FC ALL-TIME MATCHUP REPORTS

## Toronto FC vs. Chicago Fire

## ALL-TIME REGULAR-SEASON RESULTS

Toronto FC record: 3-8-5   Home games: 3-4-2 (16 GF, 17 GA)   Road games: 0-4-3 (5 GF, 10 GA)

05/12/2007	TOR 3 vs CHI	1	W	BMO Field
07/07/2007	TOR 1 at CHI	1	T	Toyota Park
07/29/2007	TOR 0 vs CHI	3	L	BMO Field
07/12/2008	TOR 1 at CHI	2	L	Toyota Park
10/18/2008	TOR 3 vs CHI	2	W	BMO Field
05/16/2009	TOR 0 vs CHI	2	L	BMO Field
09/26/2009	TOR 2 at CHI	2	T	Toyota Park
05/08/2010	TOR 4 vs CHI	1	W	BMO Field
09/08/2010	TOR 0 at CHI	0	T	Toyota Park
05/14/2011	TOR 2 vs CHI	2	T	BMO Field
08/21/2011	TOR 0 at CHI	2	L	Toyota Park
04/21/2012	TOR 2 vs CHI	3	L	BMO Field
08/04/2012	TOR 1 at CHI	2	L	Toyota Park
09/12/2012	TOR 1 vs CHI	2	L	BMO Field
09/11/2013	TOR 1 vs CHI	1	T	BMO Field
10/19/2013	TOR 0 at CHI	1	L	Toyota Park

	TORONTO FC				FIRE			
Category	1	2	OT	Tot.	1	2	OT	Total
Goals	11	10	0	21	11	16	0	27
Shots	87	109	0	196	105	131	0	236
Shots on Goal	35	43	0	78	43	62	0	105
Fouls	110	113	0	223	80	64	0	144
Offsides	14	14	0	28	19	19	0	38
Corner Kicks	28	29	0	57	46	33	0	79

**GOALS SCORED IN 15-MINUTE INTERVALS:**

	15-Jan	16-30	31-45	46-60	61-75	76-90	OT	Total
TOR	4	4	3	4	4	2	0	21
CHI	4	2	5	5	7	4	0	27

**ALL-TIME REGULAR-SEASON SERIES LEADERS:**

	<b>TORONTO FC</b>	<b>FIRE</b>
Goals	3 Chad Barrett	4 Chris Rolfe
Assists	3 Dwayne De Rosario	3 3 players tied
Shots	13 Chad Barrett	23 Chris Rolfe
Shots on Goal	6 Chad Barrett	8 Chris Rolfe
Fouls Committed	17 Carl Robinson	12 Patrick Nyarko
Fouls Suffered	8 Maurice Edu	21 Patrick Nyarko
Wins	2 Greg Sutton	5 Sean Johnson
Losses	4 Milos Kocic	13 players tied
Shutouts	1 Stefan Frei	3 Sean Johnson
Saves	22 Stefan Frei	22 Sean Johnson
Goal Allowed	9 Milos Kocic	6 Jon Busch

**ALL-TIME REGULAR-SEASON SERIES GAME HIGHS:**

	TORONTO FC	FIRE
Goals	2 3 player tied	1 26 players tied
Assists	2 Buddle/DeRosario	2 Justin Mapp (7/12/08)
Shots	7 Lambe/Hassli	7 Pappa/Rolfe
Shots on Goal	5 RohanRicketts (10/18/08)	4 Nery Castillo (9/8/10)
Fouls Committed	5 Carl Robinson (5/12/07)	4 Diego Gutierrez (5/12/07)
Fouls Suffered	4 Maurice Edu (5/12/07)	7 Justin Mapp (5/12/07)
Saves	8 Milos Kocic (4/21/12)	6 3 players tied
Goals Allowed	3 Monsalve/Kocic	4 Andrew Dykstra (5/8/10)

Toronto FC vs. Chivas USA

## ALL-TIME REGULAR-SEASON RESULTS

Toronto FC record: 2-9-1    Home games: 2-3-1 (5 GF, 8 GA)    Road games: 0-6-0 (1 GF, 13 GA)

04/07/2007	TOR 0 at CHV 2 L	The Home Depot Center
08/18/2007	TOR 0 vs CHV 2 L	BMO Field
08/30/2008	TOR 1 at CHV 2 L	The Home Depot Center
09/06/2008	TOR 1 vs CHV 3 L	BMO Field
04/22/2009	TOR 1 vs CHV 0 W	BMO Field
08/22/2009	TOR 0 at CHV 2 L	The Home Depot Center
08/07/2010	TOR 2 vs CHV 1 W	BMO Field
10/09/2010	TOR 0 at CHV 3 L	The Home Depot Center
04/02/2011	TOR 1 vs CHV 1 T	BMO Field
09/24/2011	TOR 0 at CHV 3 L	The Home Depot Center
04/14/2012	TOR 0 vs CHV 1 L	BMO Field
07/17/2013	TOR 0 at CHV 1 L	StubHub Center

	TORONTO FC				CHIVAS USA			
Category	1	2	OT	Tot.	1	2	OT	Tot.
Goals	6	0	0	6	7	14	0	21
Shots	56	62	0	118	69	82	0	151
Shots on Goal	25	26	0	51	32	40	0	72
Fouls	83	83	0	166	83	68	0	151
Offsides	19	17	0	36	19	18	0	37
Corner Kicks	26	36	0	62	24	31	0	55

**GOALS SCORED IN 15-MINUTE INTERVALS:**

	15-Jan	16-30	31-45	46-60	61-75	76-90	OT	Total
TOR	0	3	3	0	0	0	0	6
CHV	2	2	3	4	2	8	0	21

**ALL-TIME REGULAR-SEASON SERIES LEADERS:**

	TORONTO FC	CHIVAS USA
Goals	1 6 players tied	4 Sacha Kljestan
Assists	2 Peterson/Ricketts	3 Ante Razov
Shots	15 Dwayne De Rosario	18 Braun/Razov
Shots on Goal	10 Chad Barrett	8 Braun/Razov
Fouls Committed	9 Richard Eckersley	8 3 players tied
Fouls Suffered	7 Pablo Vitti	10 Jorge Villafana
Wins	2 Stefan Frei	3 Kennedy/Thornton
Losses	3 Stefan Frei	1 Kennedy/Thornton
Shutouts	1 Stefan Frei	3 Dan Kennedy
Saves	24 Stefan Frei	22 Dan Kennedy
Goals Allowed	10 Stefan Frei	3 Kennedy/Thornton

**ALL-TIME REGULAR-SEASON SERIES GAME HIGHS:**

	TORONTO FC	CHIVAS USA
Goals	1 6 players tied	2 Kljestan/Angel
Assists	1 7 players tied	2 Ante Razov (9/6/08)
Shots	7 Dwayne De Rosario (10/9/10)	9 Juan Pablo Angel (9/24/11)
Shots on Goal	4 Chad Barrett (9/6/08)	5 Juan Pablo Angel (9/24/11)
Fouls Committed	4 Eckersley/Agbossoumonde	6 Alan Gordon (10/9/10)
Fouls Suffered	4 7 players tied	6 Erick Torres (7/17/13)
Saves	10 Greg Sutton (4/7/07)	7 Dan Kennedy (8/7/10)
Goals Allowed	3 3 players tied	2 Dan Kennedy (8/7/10)



## TORONTO FC ALL-TIME MATCHUP REPORTS

## Toronto FC vs. Colorado Rapids

## ALL-TIME REGULAR-SEASON RESULTS

Toronto FC record: 7-4-1    Home games: 6-0-0 (13 GF, 6 GA)    Road games: 1-4-1 (2 GF, 6 GA)

06/02/2007	TOR 2 vs COL 1 W	BMO Field
10/07/2007	TOR 0 at COL 1 L	Dick's Sporting Goods Park
06/14/2008	TOR 3 vs COL 1 W	BMO Field
08/09/2008	TOR 1 at COL 0 W	Dick's Sporting Goods Park
09/05/2009	TOR 0 at COL 1 L	Dick's Sporting Goods Park
09/12/2009	TOR 3 vs COL 2 W	BMO Field
04/18/2010	TOR 1 at COL 3 L	Dick's Sporting Goods Park
07/10/2010	TOR 1 vs COL 0 W	BMO Field
05/22/2011	TOR 0 at COL 0 T	Dick's Sporting Goods Park
09/17/2011	TOR 2 vs COL 1 W	BMO Field
07/18/2012	TOR 2 vs COL 1 W	BMO Field
05/04/2013	TOR 0 at COL 1 L	Dick's Sporting Goods Park

	TORONTO FC				RAPIDS			
Category	1	2	OT	Tot.	1	2	OT	Tot.
Goals	5	10	0	15	4	8	0	12
Shots	56	58	0	114	58	83	0	141
Shots on Goal	24	26	0	50	24	43	0	67
Fouls	64	73	0	137	57	83	0	140
Offsides	11	21	0	32	9	16	0	25
Corner Kicks	16	25	0	41	19	24	0	43

**GOALS SCORED IN 15-MINUTE INTERVALS:**

	15-Jan	16-30	31-45	46-60	61-75	76-90	OT	Total
TOR	1	2	2	5	5	0	0	15
COL	0	2	2	2	2	4	0	12

**ALL-TIME REGULAR-SEASON SERIES LEADERS:**

ALL TIME REGULAR SEASON SERIES			
	TORONTO FC		RAPIDS
Goals	2	4 players tied	5
Assists	2	Silva/Wynne	2
Shots	9	Dwayne De Rosario	21
Shots on Goal	4	Dwayne De Rosario	12
Fouls Committed	6	Barrett/De Rosario	16
Fouls Suffered	7	Richard Eckersley	13
Wins	2	Frei/Kocic	2
Losses	2	Stefan Frei	3
Shutouts	2	Stefan Frei	2
Saves	20	Stefan Frei	13
Goals Allowed	6	Stefan Frei	6

**ALL-TIME REGULAR-SEASON SERIES GAME HIGHS:**

	<b>TORONTO FC</b>	<b>RAPIDS</b>
Goals	2 Ricketts/Koevermans	2 Conor Casey (4/18/10)
Assists	2 Luis Silva (7/18/12)	1 7 players tied
Shots	5 Ryan Johnson (7/18/12)	6 Christian Gomez (8/9/08)
Shots on Goal	3 Welsh/Ricketts	4 Christian Gomez (8/9/08)
Fouls Committed	4 3 players tied	7 Pablo Mastroeni (10/7/07)
Fouls Suffered	7 Richard Eckersley (9/17/11)	5 Conor Casey (4/18/10)
Saves	10 Greg Sutton (8/9/08)	8 Bouna Coundoul (6/2/07)
Goals Allowed	3 Stefan Frei (4/18/10)	3 Preston Burpo (twice)

## TORONTO FC ALL-TIME MATCHUP REPORTS

## Toronto FC vs. FC Dallas

## ALL-TIME REGULAR-SEASON RESULTS

Toronto FC record: 1-6-5      Home games: 1-2-3 (8 GF, 7 GA)      Road games: 0-4-2 (5 GF, 10 GA)

06/17/2007	TOR 4 vs DAL 0 W	BMO Field
09/08/2007	TOR 0 at DAL 2 L	Pizza Hut Park
08/03/2008	TOR 0 vs DAL 2 L	BMO Field
10/11/2008	TOR 2 at DAL 2 T	Pizza Hut Park
04/11/2009	TOR 1 vs DAL 1 T	BMO Field
04/19/2009	TOR 2 at DAL 3 L	Pizza Hut Park
07/24/2010	TOR 1 vs DAL 1 T	BMO Field
09/04/2010	TOR 0 at DAL 1 L	Pizza Hut Park
05/11/2011	TOR 0 at DAL 1 L	Pizza Hut Park
07/20/2011	TOR 0 vs DAL 1 L	BMO Field
07/04/2012	TOR 1 at DAL 1 T	FC Dallas Stadium
04/06/2013	TOR 2 vs DAL 2 T	BMO Field

	TORONTO FC				FC DALLAS			
Category	1	2	OT	Tot.	1	2	OT	Tot.
Goals	5	8	0	13	7	10	0	17
Shots	56	68	0	124	82	71	0	153
Shots on Goal	33	27	0	60	24	36	0	60
Fouls	83	83	0	166	60	77	0	137
Offsides	21	18	0	39	18	26	0	44
Corner Kicks	23	29	0	52	31	23	0	54

**GOALS SCORED IN 15-MINUTE INTERVALS:**

	15-Jan	16-30	31-45	46-60	61-75	76-90	OT	Total
TOR	0	4	1	1	3	4	0	13
DAL	1	1	5	3	0	7	0	17

**ALL-TIME REGULAR-SEASON SERIES LEADERS:**

		<b>TORONTO FC</b>		<b>FC DALLAS</b>
Goals	1	13 players tied	6	Kenny Cooper
Assists	3	Carl Robinson	3	David Ferreira
Shots	15	Chad Barrett	14	Kenny Cooper
Shots on Goal	8	Chad Barrett	11	Kenny Cooper
Fouls Committed	9	Guevara/Robinson	13	Jackson
Fouls Suffered	8	Reggie Lambe	17	David Ferreira
Wins	1	Srdjan Djekanovic	3	Kevin Hartman
Losses	4	Stefan Frei	1	Dario Sala
Shutouts	1	Srdjan Djekanovic	3	Kevin Hartman
Saves	19	Stefan Frei	20	Kevin Hartman
Goals Allowed	8	Stefan Frei	6	Dario Sala

**ALL-TIME REGULAR-SEASON SERIES GAME HIGHS:**

	<b>TORONTO FC</b>	<b>FC DALLAS</b>
Goals	1 13 players tied	2 3 players tied
Assists	2 Robinson/Guevara	1 12 players tied
Shots	7 Chad Barrett (4/19/09)	5 Brek Shea (7/20/11)
Shots on Goal	4 Chad Barrett (4/19/09)	3 5 players tied
Fouls Committed	4 9 players tied	5 Jackson (4/6/13)
Fouls Suffered	6 Collin Samuel (9/8/07)	7 David Ferreira (4/19/09)
Saves	7 Greg Sutton (twice)	7 Kevin Hartman (5/11/11)
Goals Allowed	3 Stefan Frei (4/19/09)	4 Dario Sola (6/17/07)

Toronto FC vs. D.C. United

## ALL-TIME REGULAR-SEASON RESULTS

Toronto FC record: 5-10-3    Home games: 3-6-0 (8 GF, 11 GA)    Road games: 2-4-3 (17 GF, 24 GA)

05/19/2007	TOR 1 vs DC 2	L	BMO Field
08/25/2007	TOR 0 vs DC 1	L	BMO Field
09/29/2007	TOR 1 at DC 4	L	RFK Stadium
04/05/2008	TOR 1 at DC 4	L	RFK Stadium
05/21/2008	TOR 1 vs DC 0	W	BMO Field
05/24/2008	TOR 2 at DC 3	L	RFK Stadium
05/09/2009	TOR 3 at DC 3	T	RFK Stadium
08/15/2009	TOR 2 vs DC 0	W	BMO Field
09/11/2010	TOR 0 vs DC 1	L	BMO Field
10/23/2010	TOR 3 at DC 2	W	RFK Stadium
04/16/2011	TOR 0 vs DC 3	L	BMO Field
08/06/2011	TOR 3 at DC 3	T	RFK Stadium
05/05/2012	TOR 0 vs DC 2	L	BMO Field
05/19/2012	TOR 1 at DC 3	L	RFK Stadium
10/06/2012	TOR 0 vs DC 1	L	BMO Field

06/15/2013	TOR 2 at DC 1	W	RFK Stadium
08/24/2013	TOR 1 at DC 1	T	RFK Stadium
09/28/2013	TOR 4 vs DC 1	W	BMO Field

	TORONTO FC				UNITED			
Category	1	2	OT	Tot.	1	2	OT	Tot.
Goals	10	15	0	25	15	20	0	35
Shots	82	124	0	206	100	106	0	206
Shots on Goal	27	42	0	69	43	53	0	96
Fouls	104	119	0	223	108	109	0	217
Offsides	21	22	0	43	22	27	0	49
Corner Kicks	29	49	0	78	34	45	0	79

**GOALS SCORED IN 15-MINUTE INTERVALS:**

	15-Jan	16-30	31-45	46-60	61-75	76-90	OT	Total
TOR	3	4	3	4	7	4	0	25
DC	9	2	4	5	8	7	0	35

**ALL-TIME REGULAR-SEASON SERIES LEADERS:**

	TORONTO FC		UNITED	
Goals	5	Dwayne De Rosario	7	Dwayne De Rosario
Assists	3	Brennan/Guevara	4	Fred
Shots	15	Joao Plata	21	Dwayne De Rosario
Shots on Goal	7	Dwayne De Rosario	12	De Rosario/Moreno
Fouls Committed	15	Danny Dichio	14	Fred
Fouls Suffered	17	Danny Dichio	14	Luciano Emilio
Wins	2	Joseph Bendik	4	Hamid/Perkins
Losses	3	Kocic/Sutton	1	5 players tied
Shutouts	1	Frei/Sutton	3	Bill Hamid
Saves	17	Greg Sutton	12	Hamid/Perkins
Goals Allowed	10	Stefan Frei	5	Troy Perkins

**ALL-TIME REGULAR-SEASON SERIES GAME HIGHS:**

	TORONTO FC	UNITED
Goals	2 3 players tied	3 Dwayne De Rosario (8/6/11)
Assists	2 Nick LaBrocca (10/23/10)	2 3 players tied
Shots	7 Joao Plata (8/6/11)	9 Dwayne De Rosario (8/6/11)
Shots on Goal	3 Robert De Rosario	5 Dwayne De Rosario (8/6/11)
Fouls Committed	6 Danny Dichio (5/21/08)	5 3 players tied
Fouls Suffered	8 Danny Dichio (5/19/07)	4 7 players tied
Saves	8 Joseph Bendik (8/24/13)	5 Zach Wells (4/5/08)
Goals Allowed	4 Stamatoopoulos/Sutton	4 Joe Willis (9/28/13)



## TORONTO FC ALL-TIME MATCHUP REPORTS

## Toronto FC vs. Houston Dynamo

## ALL-TIME REGULAR-SEASON RESULTS

Toronto FC record: 3-4-8      Home games: 2-1-4 (7 GF, 7 GA)      Road games: 1-3-4 (7 GF, 13 GA)

05/16/2007	TOR 1 vs HOU 0 W	BMO Field
07/15/2007	TOR 0 at HOU 0 T	Robertson Stadium
06/08/2008	TOR 1 at HOU 3 L	Robertson Stadium
09/27/2008	TOR 1 vs HOU 1 T	BMO Field
05/30/2009	TOR 0 at HOU 3 L	Robertson Stadium
07/18/2009	TOR 1 vs HOU 1 T	BMO Field
07/01/2010	TOR 1 vs HOU 1 T	BMO Field
09/18/2010	TOR 2 at HOU 1 W	Robertson Stadium
05/07/2011	TOR 2 vs HOU 1 W	BMO Field
07/09/2011	TOR 0 at HOU 2 L	Robertson Stadium
06/20/2012	TOR 3 at HOU 3 T	BBVA Compass Stadium
07/28/2012	TOR 0 vs HOU 2 L	BMO Field
08/25/2012	TOR 1 at HOU 1 T	BBVA Compass Stadium
04/20/2013	TOR 1 vs HOU 1 T	BMO Field
06/22/2013	TOR 0 at HOU 0 T	BBVA Compass Stadium

	TORONTO FC				DYNAMO			
Category	1	2	OT	Tot.	1	2	OT	Tot.
Goals	5	9	0	14	9	11	0	20
Shots	68	75	0	143	86	110	0	196
Shots on Goal	22	36	0	58	36	37	0	73
Fouls	90	99	0	189	84	86	0	170
Offsides	11	12	0	23	27	22	0	49
Corner Kicks	26	31	0	57	46	33	0	79

**GOALS SCORED IN 15-MINUTE INTERVALS:**

	15-Jan	16-30	31-45	46-60	61-75	76-90	OT	Total
TOR	1	2	2	3	2	4	0	14
HOU	0	7	2	2	4	5	0	20

**ALL-TIME REGULAR-SEASON SERIES LEADERS:**

	<b>TORONTO FC</b>	<b>DYNAMO</b>
Goals	3 Dwayne De Rosario	5 Brian Ching
Assists	2 Nick LaBrocca	6 Brad Davis
Shots	16 Dwayne De Rosario	23 Ching/Davis
Shots on Goal	13 Dwayne De Rosario	10 Brian Ching
Fouls Committed	12 Carl Robinson	18 Brad Davis
Fouls Suffered	9 Carl Robinson	17 Brad Davis
Wins	2 Stefan Frei	2 Hall/Onstad
Losses	2 Stefan Frei	2 Pat Onstad
Shutouts	1 3 players tied	3 Tally Hall
Saves	23 Stefan Frei	27 Pat Onstad
Goals Allowed	9 Stefan Frei	7 Hall/Onstad

**ALL-TIME REGULAR-SEASON SERIES GAME HIGHS:**

	<b>TORONTO FC</b>	<b>DYNAMO</b>
Goals	2 De Rosario/Koeversmans	2 Ching/Bruin
Assists	2 Nick LaBrocca (9/18/10)	2 3 players tied
Shots	5 4 players tied	6 Ching/De Rosario
Shots on Goal	4 Dwayne De Rosario (7/18/09)	4 Geoff Cameron (9/18/10)
Fouls Committed	5 3 players tied	6 Eddie Robinson (7/15/07)
Fouls Suffered	5 Reggie Lambe (7/28/12)	6 De Rosario/Robinson
Saves	7 Stefan Frei (9/18/10)	6 Pat Onstad (7/18/09)
Goals Allowed	3 3 players tied	3 Tally Hall (6/20/12)



## Toronto FC vs. Sporting Kansas City

## ALL-TIME REGULAR-SEASON RESULTS

Toronto FC record: 4-10-4    Home games: 3-3-3 (6 GF, 5 GA)    Road games: 1-7-1 (7 GF, 20 GA)

04/25/2007	TOR 0 at KC 3	L	Arrowhead Stadium
04/28/2007	TOR 0 vs KC 1	L	BMO Field
07/01/2007	TOR 1 at KC 1	T	Arrowhead Stadium
04/26/2008	TOR 2 vs KC 0	W	BMO Field
06/21/2008	TOR 0 vs KC 0	T	BMO Field
09/20/2008	TOR 0 at KC 2	L	CommunityAmerica Ballpark
03/21/2009	TOR 3 at KC 2	W	CommunityAmerica Ballpark
04/26/2009	TOR 1 vs KC 0	W	BMO Field
06/05/2010	TOR 0 vs KC 0	T	BMO Field
07/31/2010	TOR 0 at KC 1	L	CommunityAmerica Ballpark
06/04/2011	TOR 0 vs KC 0	T	BMO Field
07/23/2011	TOR 2 at KC 4	L	Livestrong Sporting Park
06/16/2012	TOR 0 at KC 2	L	Livestrong Sporting Park
08/18/2012	TOR 0 vs KC 1	L	BMO Field
09/01/2012	TOR 1 at KC 2	L	Livestrong Sporting Park
03/09/2013	TOR 2 vs KC 1	W	BMO Field
07/13/2013	TOR 0 at KC 3	L	Sporting Park
09/21/2013	TOR 1 vs KC 2	L	BMO Field

	TORONTO FC				SPORTING KC			
Category	1	2	OT	Tot.	1	2	OT	Tot.
Goals	5	8	0	13	9	16	0	25
Shots	70	86	0	156	113	150	0	263
Shots on Goal	31	35	0	66	40	58	0	98
Fouls	125	126	0	251	98	106	0	204
Offsides	23	31	0	54	30	25	0	55
Corner Kicks	34	38	0	72	46	50	0	96

**GOALS SCORED IN 15-MINUTE INTERVALS:**

	15-Jan	16-30	31-45	46-60	61-75	76-90	OT	Total
TOR	1	1	3	5	2	1	0	13
KC	1	5	3	5	5	6	0	25

**ALL-TIME REGULAR-SEASON SERIES LEADERS:**

		<b>TORONTO FC</b>		<b>SPORTING KC</b>
Goals	4	Amado Guevara	3	Kamara/Sapong
Assists	1	8 players tied	4	Myers/Zusi
Shots	13	Amado Guevara	25	Kei Kamara
Shots on Goal	9	Amado Guevara	9	Teal Bunbury
Fouls Committed	16	Danny Dichio	17	Roger Espinoza
Fouls Suffered	14	Carl Robinson	17	Graham Zusi
Wins	2	Stefan Frei	7	Jimmy Nielsen
Losses	3	Greg Sutton	3	Kevin Hartman
Shutouts	3	Stefan Frei	5	Jimmy Nielsen
Saves	20	Stefan Frei	28	Kevin Hartman
Goals Allowed	7	Stefan Frei	7	Kevin Hartman

**ALL-TIME REGULAR-SEASON SERIES GAME HIGHS:**

	<b>TORONTO FC</b>	<b>SPORTING KC</b>
Goals	2 3 players tied	2 5 players tied
Assists	1 8 players tied	1 28 players tied
Shots	5 Amado Guevara (4/26/08)	9 Kei Kamara (9/1/12)
Shots on Goal	3 3 players tied	4 Eddie Johnson (4/25/07)
Fouls Committed	8 Maurice Edu (4/28/07)	5 Collin/Sapong
Fouls Suffered	6 Eric Hassli (8/18/12)	5 3 players tied
Saves	7 Kocic/Bendik	5 3 players tied
Goals Allowed	4 Stefan Frei (7/23/11)	3 Kevin Hartman (3/21/09)

## TORONTO FC ALL-TIME MATCHUP REPORTS

## Toronto FC vs. LA Galaxy

## ALL-TIME REGULAR-SEASON RESULTS

Toronto FC record: 2-4-6      Home games: 1-1-4 (5 GF, 4 GA)      Road games: 1-3-2 (8 GF, 12 GA)

08/05/2007	TOR 0 vs LA 0	T	BMO Field
10/13/2007	TOR 1 at LA 2	L	The Home Depot Center
04/13/2008	TOR 3 at LA 2	W	The Home Depot Center
05/31/2008	TOR 2 vs LA 0	W	BMO Field
06/06/2009	TOR 1 vs LA 2	L	BMO Field
09/19/2009	TOR 0 at LA 2	L	The Home Depot Center
05/15/2010	TOR 0 at LA 0	T	The Home Depot Center
06/26/2010	TOR 0 vs LA 0	T	BMO Field
04/13/2011	TOR 0 vs LA 0	T	BMO Field
06/11/2011	TOR 2 at LA 2	T	The Home Depot Center
09/22/2012	TOR 2 at LA 4	L	The Home Depot Center
03/30/2013	TOR 2 vs LA 2	T	BMO Field

	TORONTO FC				GALAXY			
Category	1	2	OT	Tot.	1	2	OT	Tot.
Goals	3	10	0	13	8	8	0	16
Shots	50	69	0	119	58	84	0	142
Shots on Goal	18	34	0	52	18	37	0	55
Fouls	63	75	0	138	51	82	0	133
Offsides	26	23	0	49	19	21	0	40
Corner Kicks	22	23	0	45	19	30	0	49

**GOALS SCORED IN 15-MINUTE INTERVALS:**

	15-Jan	16-30	31-45	46-60	61-75	76-90	OT	Total
TOR	1	2	2	3	2	4	0	14
HOU	0	7	2	2	4	5	0	20

**ALL-TIME REGULAR-SEASON SERIES LEADERS:**

	TORONTO FC		GALAXY	
Goals	2	3 players tied	3	Buddle/Donovan
Assists	2	Luis Silva	4	Landon Donovan
Shots	11	Dwayne De Rosario	18	Buddle/Donovan
Shots on Goal	7	Collin Samuel	13	Landon Donovan
Fouls Committed	10	Maurice Edu	12	Alan Gordon
Fouls Suffered	9	Maurice Edu	15	Landon Donovan
Wins	1	Edwards/Sutton	2	Donovan Ricketts
Losses	2	Stefan Frei	2	Steve Cronin
Shutouts	3	Stefan Frei	3	Donovan Ricketts
Saves	20	Stefan Frei	15	Donovan Ricketts
Goals Allowed	6	Stefan Frei	5	Steve Cronin

**ALL-TIME REGULAR-SEASON SERIES GAME HIGHS:**

	<b>TORONTO FC</b>	<b>GALAXY</b>
Goals	2 Alan Gordon (6/11/11)	2 3 players tied
Assists	1 8 players tied	2 Landon Donovan (9/22/12)
Shots	8 Maicon Santos (6/11/11)	6 3 players tied
Shots on Goal	5 Collin Samuel (10/13/07)	5 Landon Donovan (4/13/08)
Fouls Committed	5 Maurice Edu (5/31/08)	4 4 players tied
Fouls Suffered	5 Ricketts/Velez	5 Magee/Sarvas
Saves	6 Frei/Hall	10 Donovan Ricketts (6/6/09)
Goals Allowed	4 Freddy Hall (9/22/12)	3 Steve Cronin (4/13/08)

## Toronto FC vs. Montreal Impact

## ALL-TIME REGULAR-SEASON RESULTS

Toronto FC record: 2-2-2      Home games: 1-0-2 (4 GF, 3 GA)      Road games: 1-2-0 (5 GF, 4 GA)

04/07/2012	TOR 1 at MTL 2 L	Olympic Stadium
06/27/2012	TOR 3 at MTL 0 W	Saputo Stadium
10/20/2012	TOR 0 vs MTL 0 T	BMO Field
03/16/2013	TOR 1 at MTL 2 L	Olympic Stadium
07/03/2013	TOR 3 vs MTL 3 T	BMO Field
10/26/2013	TOR 1 vs MTL 0 W	BMO Field

	TORONTO FC				IMPACT			
Category	1	2	OT	Tot.	1	2	OT	Tot.
Goals	4	5	0	9	4	3	0	7
Shots	31	50	0	81	31	55	0	86
Shots on Goal	13	19	0	32	9	20	0	29
Fouls	46	43	0	89	26	51	0	77
Offsides	5	10	0	15	6	6	0	12
Corner Kicks	12	16	0	28	10	16	0	26

**GOALS SCORED IN 15-MINUTE INTERVALS:**

	15-Jan	16-30	31-45	46-60	61-75	76-90	OT	Total
TOR	2	2	0	1	2	2	0	9
MTL	0	1	3	0	2	1	0	7

**ALL-TIME REGULAR-SEASON SERIES LEADERS:**

	<b>TORONTO FC</b>	<b>IMPACT</b>
Goals	2 Earnshaw/Koeevermans	2 Marco Di Vaio
Assists	1 8 players tied	1 4 players tied
Shots	4 Danny Koeevermans	17 Marco Di Vaio
Shots on Goal	5 Earnshaw/Koeevermans	8 Marco Di Vaio
Fouls Committed	10 Terry Dunfield	10 Patrice Bernier
Fouls Suffered	7 Terry Dunfield	12 Davy Arnaud
Wins	1 Bendik/Kocic	1 Perkins/Ricketts
Losses	1 Bendik/Kocic	1 Perkins/Ricketts
Shutouts	1 3players tied	1 Troy Perkins
Saves	10 Joseph Bendik	17 Troy Perkins
Goals Allowed	5 Joseph Bendik	5 Troy Perkins

**ALL-TIME REGULAR-SEASON SERIES GAME HIGHS:**

	<b>TORONTO FC</b>	<b>IMPACT</b>
Goals	1 9 players tied	1 7 players tied
Assists	1 8 players tied	1 4 players tied
Shots	5 Danny Koevermans (4/7/12)	5 3 players tied
Shots on Goal	4 Danny Koevermans (4/7/12)	5 Marco Di Vaio (3/16/13)
Fouls Committed	4 4 players tied	4 Bernier/Ferrari
Fouls Suffered	3 5 players tied	5 Pisanu/Paponi
Saves	5 3 players tied	7 Troy Perkins (10/20/12)
Goals Allowed	3 Joseph Bendik (7/3/13)	3 Rickertson/Perkins



## TORONTO FC ALL-TIME MATCHUP REPORTS

## Toronto FC vs. New England Revolution

## ALL-TIME REGULAR-SEASON RESULTS

Toronto FC record: 4-5-7      Home games: 2-0-5 (12 GF, 9 GA)      Road games: 2-5-2 (5 GF, 16 GA)

04/14/2007	TOR 0 at NE 4	L	Gillette Stadium
06/23/2007	TOR 0 at NE 3	L	Gillette Stadium
10/20/2007	TOR 2 vs NE 2	T	BMO Field
06/28/2008	TOR 1 at NE 2	L	Gillette Stadium
08/23/2008	TOR 1 vs NE 1	T	BMO Field
05/23/2009	TOR 3 vs NE 1	W	BMO Field
08/01/2009	TOR 1 at NE 1	T	Gillette Stadium
04/10/2010	TOR 1 at NE 4	L	Gillette Stadium
05/22/2010	TOR 1 vs NE 0	W	BMO Field
06/15/2011	TOR 0 at NE 0	T	Gillette Stadium
10/22/2011	TOR 2 vs NE 2	T	BMO Field
06/23/2012	TOR 2 vs NE 2	T	BMO Field
07/14/2012	TOR 1 at NE 0	W	Gillette Stadium
05/25/2013	TOR 0 at NE 2	L	Gillette Stadium
08/04/2013	TOR 1 at NE 0	W	Gillette Stadium
08/30/2013	TOR 1 vs NE 1	T	BMO Field

	TORONTO FC			REVOLUTION		
Category	1	2	OT	1	2	OT
Goals	9	8	0	17	11	4
Shots	84	90	0	174	84	124
Shots on Goal	40	34	0	74	40	54
Fouls	98	120	0	218	80	95
Offsides	26	17	0	43	19	27
Corner Kicks	32	34	0	66	43	65

**GOALS SCORED IN 15-MINUTE INTERVALS:**

	15-Jan	16-30	31-45	46-60	61-75	76-90	OT	Total
TOR	4	2	3	2	3	3	0	17
NE	5	2	4	6	3	5	0	25

**ALL-TIME REGULAR-SEASON SERIES LEADERS:**

	<b>TORONTO FC</b>	<b>REVOLUTION</b>
Goals	3 Dwayne De Rosario	4 Taylor Twellman
Assists	3 Danny Koevermans	3 Ralston/Tierney
Shots	14 Dwayne De Rosario	18 Shalrie Joseph
Shots on Goal	6 Barrett/De Rosario	8 Taylor Twellman
Fouls Committed	14 Carl Robinson	20 Shalrie Joseph
Fouls Suffered	6 3 players tied	22 Shalrie Joseph
Wins	2 Stefan Frei	3 Matt Reis
Losses	1 5 players tied	2 Bobby Shuttleworth
Shutouts	2 Stefan Frei	3 Matt Reis
Saves	23 Stefan Frei	36 Matt Reis
Goals Allowed	6 Stefan Frei	10 Matt Reis

**ALL-TIME REGULAR-SEASON SERIES GAME HIGHS:**

	TORONTO FC	REVOLUTION
Goals	2 Amado Guevara (5/23/09)	3 Zack Schilawski (4/10/10)
Assists	2 Dichio/Morgan	2 3 players tied
Shots	7 Alan Gordon (6/15/11)	6 Caraglio/Fagundes
Shots on Goal	4 Collin Samuel (10/20/07)	4 Dorman/Joseph
Fouls Committed	6 Danny Koeversmans (6/23/12)	5 Lee Nguyen (8/30/13)
Fouls Suffered	4 Pablo Vitti (8/1/09)	5 Kevin Alston (8/1/09)
Saves	8 Milos Kocic (6/23/12)	7 Matt Reis (5/23/09)
Goals Allowed	4 Sutton/Frei	3 Matt Reis (5/23/09)



## TORONTO FC ALL-TIME MATCHUP REPORTS

## Toronto FC vs. New York Red Bulls

## ALL-TIME REGULAR-SEASON RESULTS

Toronto FC record: 4-10-4    Home games: 3-3-4 (12 GF, 13 GA)    Road games: 1-7-0 (4 GF, 23 GA)

06/06/2007	TOR 1 vs NY 2	L	BMO Field
08/12/2007	TOR 0 at NY 3	L	Giants Stadium
10/04/2007	TOR 2 vs NY 1	W	BMO Field
05/01/2008	TOR 1 vs NY 1	T	BMO Field
08/17/2008	TOR 0 at NY 2	L	Giants Stadium
10/04/2008	TOR 3 at NY 1	W	Giants Stadium
06/13/2009	TOR 2 vs NY 1	W	BMO Field
06/24/2009	TOR 2 vs NY 0	W	BMO Field
10/24/2009	TOR 0 at NY 5	L	Giants Stadium
08/11/2010	TOR 0 at NY 1	L	Red Bull Arena
08/21/2010	TOR 1 vs NY 4	L	BMO Field
07/06/2011	TOR 0 at NY 5	L	Red Bull Arena
10/01/2011	TOR 1 vs NY 1	T	BMO Field
06/30/2012	TOR 1 vs NY 1	T	BMO Field
09/29/2012	TOR 1 at NY 4	L	Red Bull Arena
04/27/2013	TOR 1 vs NY 2	L	BMO Field
07/20/2013	TOR 0 vs NY 0	T	BMO Field
09/14/2013	TOR 0 at NY 2	L	Red Bull Arena

	TORONTO FC			RED BULLS		
Category	1	2	OT	1	2	OT
Goals	9	7	0	15	21	0
Shots	91	98	0	117	114	0
Shots on Goal	35	40	0	45	48	0
Fouls	73	103	0	95	116	0
Offsides	27	33	0	26	31	0
Corner Kicks	35	45	0	46	59	0

**GOALS SCORED IN 15-MINUTE INTERVALS:**

	15-Jan	16-30	31-45	46-60	61-75	76-90	OT	Total
TOR	3	5	1	3	2	2	0	16
NY	3	3	9	4	8	9	0	36

**ALL-TIME REGULAR-SEASON SERIES LEADERS:**

2011-12 REGULAR SEASON RESULTS			
		<b>TORONTO FC</b>	<b>RED BULLS</b>
Goals	2	3 players tied	7 Juan Pablo Angel
Assists	2	Attakora/Wynne	5 Thierry Henry
Shots	16	Dwayne De Rosario	35 Juan Pablo Angel
Shots on Goal	6	Dwayne De Rosario	15 Juan Pablo Angel
Fouls Committed	13	Danny Dichio	16 Jozy Altidore
Fouls Suffered	13	Dwayne De Rosario	11 Jozy Altidore
Wins	2	Stefan Frei	3 Conway/Robles
Losses	3	Stefan Frei	2 Danny Cepero
Shutouts	1	Bendik/Frei	2 3 players tied
Saves	16	Stefan Frei	12 Luis Robles
Goals Allowed	11	Stefan Frei	5 Jon Conway

**ALL-TIME REGULAR-SEASON SERIES GAME HIGHS:**

		<b>TORONTO FC</b>		<b>RED BULLS</b>
Goals	2	Chad Barrett (10/4/08)	2	7 players tied
Assists	2	Nana Attakora (6/24/09)	3	Thierry Henry (9/29/12)
Shots	6	Dwayne De Rosario (6/24/09)	6	3 players tied
Shots on Goal	4	Dwayne De Rosario (6/24/09)	3	7 players tied
Fouls Committed	6	Danny Dichio (6/6/07)	6	Vide/Kandi
Fouls Suffered	6	Dwayne De Rosario (10/24/09)	6	Jozs Altidore (10/4/07)
Saves	9	Greg Sutton (10/4/08)	6	Danny Cepero (6/13/09)
Goals Allowed	5	Edwards/Frei	3	Jon Conway (10/4/08)

## TORONTO FC ALL-TIME MATCHUP REPORTS

## Toronto FC vs. Philadelphia Union

### ALL-TIME REGULAR-SEASON RESULTS

Toronto FC record: 2-4-4      Home games: 2-1-2 (7 GF, 9 GA)      Road games: 0-3-2 (3 GF, 8 GA)

04/15/2010	TOR 2 vs PHI 1	W	BMO Field
07/17/2010	TOR 1 at PHI 2	L	PPL Park
05/28/2011	TOR 2 vs PHI 6	L	BMO Field
10/15/2011	TOR 1 at PHI 1	T	PPL Park
05/26/2012	TOR 1 vs PHI 0	W	BMO Field
07/08/2012	TOR 0 at PHI 3	L	PPL Park
09/15/2012	TOR 1 vs PHI 1	T	BMO Field
04/13/2013	TOR 1 at PHI 1	T	PPL Park
06/01/2013	TOR 1 vs PHI 1	T	BMO Field
10/05/2013	TOR 0 at PHI 1	L	PPL Park

	TORONTO FC			UNION		
Category	1	2	OT	1	2	OT
Goals	1	9	0	10	7	10
Shots	57	57	0	114	48	80
Shots on Goal	14	28	0	42	17	32
Fouls	60	67	0	127	57	71
Offsides	22	11	0	33	11	7
Corner Kicks	25	21	0	46	19	34

**GOALS SCORED IN 15-MINUTE INTERVALS:**

	15-Jan	16-30	31-45	46-60	61-75	76-90	OT	Total
TOR	0	0	1	4	2	3	0	10
PHI	2	0	5	0	3	7	0	17

**ALL-TIME REGULAR-SEASON SERIES LEADERS:**

	<b>TORONTO FC</b>	<b>UNION</b>
Goals	2 De Rosario/dos Santos	2 4 players tied
Assists	2 Borman/Soolsma	4 Sebastien Le Toux
Shots	10 Ryan Johnson	16 Sebastien Le Toux
Shots on Goal	5 Dwayne De Rosario	6 Le Toux/McInerney
Fouls Committed	11 Ashtone Morgan	14 Brian Carroll
Fouls Suffered	9 de Guzman/Lambe	10 Sebastien Le Toux
Wins	1 Frei/Kocic	2 Zac MacMath
Losses	2 Stefan Frei	1 Konopka/Seitz
Shutouts	1 Milos Kocic	2 Zac MacMath
Saves	13 Joseph Bendik	11 Zac MacMath
Goals Allowed	9 Stefan Frei	3 3 players tied

**ALL-TIME REGULAR-SEASON SERIES GAME HIGHS:**

	TORONTO FC		UNION	
Goals	2	De Rosario/dos Santos	2	Mapp/Mwanga
Assists	2	Danleigh Borman (5/28/11)	2	3 players tied
Shots	8	Maicon Santos (5/28/11)	7	Conor Casey (4/13/13)
Shots on Goal	3	De Rosario/dos Santos	4	Mwanga/Casey
Fouls Committed	6	Eric Hassli (9/15/12)	4	Califf/Carroll
Fouls Suffered	4	3 players tied	4	Alejandro Moreno (7/17/10)
Saves	9	Joseph Bendik (4/13/13)	6	Chris Konopka (5/26/12)
Goals Allowed	6	Stefan Frei (5/28/11)	2	Seitz/Mondragon

## TORONTO FC ALL-TIME MATCHUP REPORTS

## Toronto FC vs. Portland Timbers

### ALL-TIME REGULAR-SEASON RESULTS

Toronto FC record: 1-1-2      Home games: 1-0-1 (4 GF, 2 GA)      Road games: 0-1-1 (2 GF, 6 GA)

03/26/2011	TOR 2 vs POR 0 W	BMO Field
07/30/2011	TOR 2 at POR 2 T	Jeld-Wen Field
08/15/2012	TOR 2 vs POR 2 T	BMO Field
09/07/2013	TOR 0 at POR 4 L	Jeld-Wen Field

	TORONTO FC				TIMBERS			
Category	1	2	OT	Tot.	1	2	OT	Tot.
Goals	1	5	0	6	3	5	0	8
Shots	19	37	0	56	33	35	0	68
Shots on Goal	7	13	0	20	11	16	0	27
Fouls	27	24	0	51	20	15	0	35
Offsides	0	3	0	3	6	4	0	10
Corner Kicks	6	11	0	17	10	12	0	22

**GOALS SCORED IN 15-MINUTE INTERVALS:**

	15-Jan	16-30	31-45	46-60	61-75	76-90	OT	Total
TOR	1	0	0	1	3	1	0	6
POR	0	2	1	1	0	4	0	8

**ALL-TIME REGULAR-SEASON SERIES LEADERS:**

	TORONTO FC	TIMBERS
Goals	2 Javier Martina	1 8 players tied
Assists	1 5 players tied	2 Jose Adolfo Valencia
Shots	5 Danny Koevermans	8 Alhassan/Nagbe
Shots on Goal	2 6 players tied	4 Nagbe/Wallace
Fouls Committed	5 Alan Gordon	6 Jack Jewsbury
Fouls Suffered	4 Eckersley/Silva	9 Sal Zizzo
Wins	1 Stefan Frei	1 Milos Kocic
Losses	1 Joseph Bendik	1 Adin Brown
Shutouts	1 Stefan Frei	1 Milos Kocic
Saves	13 Stefan Frei	4 Perkins/Ricketts
Goals Allowed	4 Joseph Bendik	2 Perkins/Ricketts

**ALL-TIME REGULAR-SEASON SERIES GAME HIGHS:**

	<b>TORONTO FC</b>	<b>TIMBERS</b>
Goals	2 Javier Martina (3/26/11)	1 8 players tied
Assists	1 5 players tied	2 Jose Adolfo Valencia (9/7/13)
Shots	5 Danny Koeversmans (7/30/11)	5 Nagbe/Valencia
Shots on Goal	2 6 players tied	2 4 players tied
Fouls Committed	5 Alan Gordon (3/26/11)	3 Jewsbury/Chara
Fouls Suffered	4 Luis Silva (8/15/12)	4 Darlington Nagbe (9/7/13)
Saves	9 Stefan Frei (7/30/11)	4 Perkins/Ricketts
Goals Allowed	4 Joseph Bendik (9/7/13)	2 Perkins/Ricketts



## TORONTO FC ALL-TIME MATCHUP REPORTS

## Toronto FC vs. Real Salt Lake

## ALL-TIME REGULAR-SEASON RESULTS

Toronto FC record: 4-6-2      Home games: 3-1-2 (3 GF, 1 GA)      Road games: 1-5-0 (7 GF, 14 GA)

07/04/2007	TOR 2 at RSL 1 W	Rice-Eccles Stadium
09/15/2007	TOR 0 vs RSL 0 T	BMO Field
04/19/2008	TOR 1 vs RSL 0 W	BMO Field
07/28/2008	TOR 1 at RSL 2 L	Rice-Eccles Stadium
06/27/2009	TOR 0 at RSL 3 L	Rio Tinto Stadium
10/17/2009	TOR 1 vs RSL 0 W	BMO Field
05/01/2010	TOR 1 at RSL 2 L	Rio Tinto Stadium
08/28/2010	TOR 0 vs RSL 0 T	BMO Field
06/25/2011	TOR 1 at RSL 3 L	Rio Tinto Stadium
08/13/2011	TOR 1 vs RSL 0 W	BMO Field
04/28/2012	TOR 2 at RSL 3 L	Rio Tinto Stadium
06/29/2013	TOR 0 vs RSL 1 L	BMO Field

	TORONTO FC			REAL SALT LAKE		
Category	1	2	OT	1	2	OT
Goals	2	8	0	9	6	0
Shots	60	65	0	65	91	0
Shots on Goal	25	29	0	37	34	0
Fouls	65	82	0	67	64	0
Offsides	12	14	0	18	16	0
Corner Kicks	26	26	0	34	43	0

**GOALS SCORED IN 15-MINUTE INTERVALS:**

	15-Jan	16-30	31-45	46-60	61-75	76-90	OT	Total
TOR	0	1	1	2	1	5	0	10
RSL	2	1	6	2	1	3	0	15

**ALL-TIME REGULAR-SEASON SERIES LEADERS:**

	<b>TORONTO FC</b>	<b>REAL SALT LAKE</b>
Goals	1 10 players tied	2 3 players tied
Assists	1 7 players tied	3 Kyle Beckerman
Shots	8 Collin Samuel	18 Kyle Beckerman
Shots on Goal	5 Brennan/Samuel	8 Johnson/Movsisyan
Fouls Committed	14 Carl Robinson	16 Kyle Beckerman
Fouls Suffered	9 de Guzman/Dichio	23 Javier Morales
Wins	1 4 players tied	6 Nick Rimando
Losses	3 Stefan Frei	4 Nick Rimando
Shutouts	1 5 players tied	4 Nick Rimando
Saves	20 Stefan Frei	40 Nick Rimando
Goals Allowed	8 Stefan Frei	10 Nick Rimando

**ALL-TIME REGULAR-SEASON SERIES GAME HIGHS:**

TORONTO FC			REAL SALT LAKE		
Goals	1	10 players tied	2	Alvaro Saborio (6/25/11)	
Assists	1	7 players tied	2	Beckerman/Russell	
Shots	6	Collin Samuel (9/15/07)	5	Beckerman/Saborio	
Shots on Goal	4	Andrea Lombardo (9/15/07)	3	Yura Movsisyan (twice)	
Fouls Committed	4	3 players tied	5	Eskandarian/Espindola	
Fouls Suffered	5	Danny Dichio (4/19/08)	5	Javier Morales (twice)	
Saves	9	Brian Edwards (10/17/09)	12	Nick Rimando (9/15/07)	
Goals Allowed	3	3 players tied	2	Nick Rimando (twice)	



## TORONTO FC ALL-TIME MATCHUP REPORTS

## Toronto FC vs. Seattle Sounders FC

## ALL-TIME REGULAR-SEASON RESULTS

Toronto FC record: 1-6-1      Home games: 1-3-0 (3 GF, 5 GA)      Road games: 0-3-1 (3 GF, 9 GA)

04/04/2009	TOR 0 vs SEA 2 L	BMO Field
08/29/2009	TOR 0 at SEA 0 T	Qwest Field
04/25/2010	TOR 2 vs SEA 0 W	BMO Field
10/02/2010	TOR 2 at SEA 3 L	Qwest Field
04/30/2011	TOR 0 at SEA 3 L	Qwest Field
06/18/2011	TOR 0 vs SEA 1 L	BMO Field
03/17/2012	TOR 1 at SEA 3 L	CenturyLink Field
08/10/2013	TOR 1 vs SEA 2 L	BMO Field

	TORONTO FC					SOUNDERS FC			
Category	1	2	OT	Tot.		1	2	OT	Tot.
Goals	1	5	0	6		8	6	0	14
Shots	39	43	0	82		39	60	0	99
Shots on Goal	5	15	0	20		12	27	0	39
Fouls	58	48	0	106		47	33	0	80
Offsides	9	9	0	18		7	9	0	16
Corner Kicks	20	20	0	40		12	24	0	36

**GOALS SCORED IN 15-MINUTE INTERVALS:**

	15-Jan	16-30	31-45	46-60	61-75	76-90	OT	Total
TOR	0	1	0	1	1	3	0	6
SEA	3	3	2	3	2	1	0	14

**ALL-TIME REGULAR-SEASON SERIES LEADERS:**

	<b>TORONTO FC</b>	<b>SOUNDERS FC</b>
Goals	2 Dwayne De Rosario	3 David Estrada
Assists	1 7 players tied	2 Evans/Fernandez
Shots	9 Dwayne De Rosario	15 Fredy Montero
Shots on Goal	3 Barrett/De Rosario	6 Estrada/Montero
Fouls Committed	9 Richard Eckersley	13 Osvaldo Alonso
Fouls Suffered	6 de Guzman/De Rosario	11 Freddie Ljungberg
Wins	1 Stefan Frei	4 Kasey Keller
Losses	3 Stefan Frei	1 Kasey Keller
Shutouts	2 Stefan Frei	4 Kasey Keller
Saves	20 Stefan Frei	9 Kasey Keller
Goals Allowed	7 Stefan Frei	4 Kasey Keller

**ALL-TIME REGULAR-SEASON SERIES GAME HIGHS:**

TORONTO FC		SOUNDERS FC	
Goals	1 6 players tied	3 David Estrada (3/17/12)	
Assists	1 7 players tied	2 Alvaro Fernandez (3/17/12)	
Shots	6 Maicon Santos (6/18/11)	7 David Estrada (3/17/12)	
Shots on Goal	2 O'Brian White (4/25/10)	5 David Estrada (3/17/12)	
Fouls Committed	5 Sanyang/Eckersley	4 Hurtado/Montero	
Fouls Suffered	5 Ryan Johnson (3/17/12)	5 Ljungberg/Sturgis	
Saves	6 Stefan Frei (4/30/11)	3 Kasey Keller (4/4/09)	
Goals Allowed	3 3 players tied	2 Kasey Keller (twice)	

## TORONTO FC ALL-TIME MATCHUP REPORTS

## Toronto FC vs. San Jose Earthquakes

## ALL-TIME REGULAR-SEASON RESULTS

Toronto FC record: 2-4-4      Home games: 0-2-3 (4 GF, 8 GA)      Road games: 2-2-1 (8 GF, 7 GA)

07/19/2008	TOR 0 vs SJ 0	T	BMO Field
10/25/2008	TOR 0 at SJ 2	L	Buck Shaw Stadium
07/11/2009	TOR 3 at SJ 1	W	Buck Shaw Stadium
10/10/2009	TOR 1 vs SJ 1	T	BMO Field
05/29/2010	TOR 3 at SJ 1	W	Buck Shaw Stadium
09/25/2010	TOR 2 vs SJ 3	L	BMO Field
04/09/2011	TOR 1 at SJ 1	T	Buck Shaw Stadium
08/27/2011	TOR 1 vs SJ 1	T	BMO Field
03/24/2012	TOR 0 vs SJ 3	L	BMO Field
05/08/2013	TOR 1 at SJ 2	L	Buck Shaw Stadium

	TORONTO FC			EARTHQUAKES		
Category	1	2	OT	1	2	OT
Goals	5	7	0	4	11	0
Shots	53	53	0	72	63	0
Shots on Goal	20	16	0	25	30	0
Fouls	51	54	0	50	42	0
Offsides	14	15	0	19	11	0
Corner Kicks	19	25	0	22	26	0

**GOALS SCORED IN 15-MINUTE INTERVALS:**

	15-Jan	16-30	31-45	46-60	61-75	76-90	OT	Total
TOR	2	1	2	2	3	2	0	12
SI	2	0	2	4	2	5	0	15

**ALL-TIME REGULAR-SEASON SERIES LEADERS:**

		<b>TORONTO FC</b>		<b>EARTHQUAKES</b>
Goals	3	Barrett/De Rosario	7	Chris Wondolowski
Assists	3	Dwayne De Rosario	3	Ryan Johnson
Shots	14	Chad Barrett	30	Chris Wondolowski
Shots on Goal	6	Chad Barrett	14	Chris Wondolowski
Fouls Committed	13	Julian de Guzman	8	Bobby Convey
Fouls Suffered	6	Joao Plata	8	Ryan Johnson
Wins	2	Stefan Frei	3	Jon Busch
Losses	1	4 players tied	2	Joe Cannon
Shutouts	1	Greg Sutton	2	Joe Cannon
Saves	21	Stefan Frei	14	Joe Cannon
Goals Allowed	6	Stefan Frei	7	Joe Cannon

**ALL-TIME REGULAR-SEASON SERIES GAME HIGHS:**

TORONTO FC		EARTHQUAKES	
Goals	2 Barrett/De Rosario	3	Chris Wondolowski (9/25/10)
Assists	2 Dwayne De Rosario (7/11/09)	2	Johnson/Cronin
Shots	5 3 players tied	7	Chris Wondolowski (8/27/11)
Shots on Goal	3 Pablo Vitti (7/11/09)	4	Chris Wondolowski (9/25/10)
Fouls Committed	4 4 players tied	4	Convey/Beitashour
Fouls Suffered	5 Joao Plata (3/24/12)	5	Walter Martinez (5/8/13)
Saves	8 Greg Sutton (10/25/08)	5	Joe Cannon (10/10/09)
Goals Allowed	3 Frei/Kocic	3	Joe Cannon (twice)



## TORONTO FC ALL-TIME MATCHUP REPORTS

## Toronto FC vs. Vancouver Whitecaps FC

### ALL-TIME REGULAR-SEASON RESULTS

Toronto FC record: 2-2-0      Home games: 2-0-0 (4 GF, 2 GA)      Road games: 0-2-0 (2 GF, 5 GA)

03/19/2011	TOR 2 at VAN 4 L	Empire Field
06/29/2011	TOR 1 vs VAN 0 W	BMO Field
07/11/2012	TOR 3 vs VAN 2 W	BMO Field
03/02/2013	TOR 0 at VAN 1 L	BC Place Stadium

	TORONTO FC				WHITECAPS			
Category	1	2	OT	Tot.	1	2	OT	Tot.
Goals	1	5	0	6	2	5	0	7
Shots	24	23	0	47	22	31	0	53
Shots on Goal	8	9	0	17	4	11	0	15
Fouls	19	17	0	36	21	20	0	41
Offsides	4	1	0	5	5	1	0	6
Corner Kicks	5	9	0	14	11	18	0	29

**GOALS SCORED IN 15-MINUTE INTERVALS:**

	15-Jan	16-30	31-45	46-60	61-75	76-90	OT	Total
TOR	0	1	0	1	3	1	0	6
VAN	1	1	0	2	2	1	0	7

**ALL-TIME REGULAR-SEASON SERIES LEADERS:**

ALL TIME REGULAR SEASON SERIES		
	<b>TORONTO FC</b>	<b>WHITECAPS</b>
Goals	1 6 players tied	2 Hassli/Mattocks
Assists	1 4 players tied	2 Chiumento/Harris
Shots	4 3 players tied	6 Eric Hassli
Shots on Goal	3 Dwayne De Rosario	3 Hassli/Mattocks
Fouls Committed	4 Ashton Morgan	8 Alain Rochat
Fouls Suffered	3 3 players tied	6 Gershon Koffie
Wins	1 Frei/Kocic	1 Cannon/Nolly
Losses	1 Bendik/Frei	1 Cannon/Nolly
Shutouts	1 Stefan Frei	1 Joe Cannon
Saves	5 Stefan Frei	6 Joe Cannon
Goals Allowed	4 Stefan Frei	3 Cannon/Nolly

**ALL-TIME REGULAR-SEASON SERIES GAME HIGHS:**

	<b>TORONTO FC</b>	<b>WHITECAPS</b>
Goals	1 6 players tied	2 Hassli/Mattocks
Assists	1 4 players tied	2 Chiumiento/Harris
Shots	4 3 players tied	6 Eric Hassli (3/19/11)
Shots on Goal	3 Dwayne De Rosario (3/19/11)	3 Hassli/Mattocks
Fouls Committed	3 Danny Koevermanns (7/11/12)	4 Alain Rochat (7/11/12)
Fouls Suffered	3 3 players tied	3 Darren Mattocks (7/11/12)
Saves	5 Stefan Frei (3/19/11)	4 Nolly/Cannon
Goals Allowed	4 Stefan Frei (3/19/11)	3 Joe Cannon (7/11/12)



## TORONTO FC ALL-TIME TRANSACTIONS

<b>January 13, 2011</b>	Selected defender Demitrius Omphroy, second round (26th overall), and midfielder Matt Gold, midfielder Junior Burgos, and forward Joao Plata in the third round of the 2011 MLS SuperDraft	<b>January 20, 2012</b>	Defender Andy Iro and forward Peri Marosevic both decline contract offers and leave the club
<b>January 18, 2011</b>	Selected midfielder Jimmy "JC" Banks, forward Steven Beattie, and midfielders Spencer Thompson and Scott Rojo in the 2011 MLS Supplemental Draft	<b>January 26, 2012</b>	Signed defender Richard Eckerley on a permanent deal
<b>March 11, 2011</b>	Acquired forward Alan Gordon from Chivas USA in exchange for midfielder Nick LaBrocca	<b>January 26, 2012</b>	Signed Ecuadorian international defender Geovanny Caicedo
<b>March 11, 2011</b>	Signed midfielder Gianluca Zavarise	<b>January 30, 2012</b>	Signed defender Miguel Aceval
<b>March 17, 2011</b>	Signed Academy players: Ashtone Morgan, Matt Stinson, Oscar Cordon, and Keith Makubuya to the First Team	<b>January 10, 2012</b>	Signed forward Joao Plata to a permanent deal
<b>March 18, 2011</b>	Signed midfielder/defender Mikael Yourassowsky	<b>January 12, 2012</b>	Selected midfielder Luis Silva (XX overall) and defender Aaron Maund (xx Overall) in the 2012 MLS SuperDraft
<b>March 24, 2011</b>	Acquired midfielder Alen Stevanovic on loan from Torino (Italy)	<b>January 18, 2012</b>	Waived defender/midfielder Mikael Yourassowsky
<b>March 31, 2011</b>	Signed Jamaican international defender Dicoy Williams	<b>January 20, 2012</b>	Defender Andy Iro and forward Peri Marosevic declined contract offers and leave the club
<b>April 1, 2011</b>	Acquired midfielder Tony Tchani, defender Danleigh Borman and a 1st Round pick in the 2012 MLS SuperDraft from New York Red Bulls in exchange for midfielder Dwayne De Rosario	<b>January 26, 2012</b>	Signed defender Richard Eckerley on a permanent deal
<b>April 15, 2011</b>	Acquired defender Richard Eckerley on loan from Burnley (England)	<b>January 26, 2012</b>	Signed defender Geovanny Caicedo
<b>June 19, 2011</b>	Midfielder Alen Stevanovic is recalled by Torino, ending his loan deal	<b>January 30, 2012</b>	Signed defender Miguel Aceval
<b>June 29, 2011</b>	Signed midfielder Torsten Frings and forward Danny Koevermans as Designated Players	<b>March 9, 2012</b>	Terminated the contract of defender Geovanny Caicedo by mutual consent
<b>July 14, 2011</b>	Acquired midfielder Terry Dunfield from Vancouver Whitecaps FC in exchange for allocation money	<b>March 13, 2012</b>	Signed defender Logan Emory
<b>July 14, 2011</b>	Acquired forward Ryan Johnson from San Jose Earthquakes in exchange for forward Alan Gordon, midfielder Jacob Peterson, and defender Nana Attakora	<b>March 21, 2012</b>	Signed midfielder Efrain Burgos Jr.
<b>July 15, 2011</b>	Acquired defender Andy Iro and midfielder Leandre Griffith from Columbus Crew in exchange for midfielder Tony Tchani	<b>April 10, 2012</b>	Signed goalkeeper Quillan Roberts from Academy
<b>July 20, 2011</b>	Signed defender Eddy Viator	<b>June 28, 2012</b>	Waived midfielder Efrain Burgos Jr.
<b>July 28, 2011</b>	Acquired defender Dasan Robinson from Chicago Fire in exchange for defender Dan Gargan and a 2nd Round pick in the 2012 MLS SuperDraft	<b>July 5, 2012</b>	Re-signed defender Ashtone Morgan to a contract extension
<b>July 29, 2011</b>	Signed forward Peri Marosevic	<b>July 11, 2012</b>	Finalized a six month loan deal with LDU Quito of Ecuador for forward Joao Plata
<b>August 2, 2011</b>	Acquired midfielder Eric Avila from FC Dallas in exchange for forward Maicon Santos	<b>July 11, 2012</b>	Terminated contract of midfielder Nick Solsma by mutual consent
<b>September 15, 2011</b>	Acquired defender Kyle Davies from LA Galaxy in exchange for defender Dasan Robinson	<b>July 13, 2012</b>	Acquired forward Andrew Wiedeman from FC Dallas in exchange for midfielder Julian de Guzman
<b>November 23, 2011</b>	Waived defenders: Demitrius Omphroy, Eddy Viator, Kyle Davies, along with midfielders: Leandre Griffith, Matt Gold, Gianluca Zavarise, and forward Javier Martina	<b>July 20, 2012</b>	Acquired forward Eric Hassli from Vancouver Whitecaps FC in exchange for a first round pick in the 2014 MLS SuperDraft
<b>November 29, 2011</b>	Acquired defender Jeremy Hall from FC Dallas in exchange for a 2nd Round pick in the 2013 MLS SuperDraft	<b>July 21, 2012</b>	Acquired forward Quincy Amarikwa from the New York Red Bulls in exchange for a conditional draft pick
<b>December 7, 2011</b>	Signed Bermudan international forward Reggie Lambe	<b>July 26, 2012</b>	Terminated contract of defender Miguel Aceval by mutual consent
<b>December 28, 2011</b>	Acquired a 2014 conditional pick in the MLS SuperDraft from Houston Dynamo in exchange for midfielder Nathan Sturgis	<b>July 31, 2012</b>	Signed goalkeeper Freddy Hall
<b>January 10, 2012</b>	Signed forward Joao Plata on a permanent deal	<b>August 3, 2012</b>	Signed defender Darren O'Dea
<b>January 18, 2012</b>	Waived defender/midfielder Mikael Yourassowsky	<b>August 21, 2012</b>	Re-signed defender Doneil Henry to a contract extension
		<b>September 14, 2012</b>	Acquired a conditional pick from the Seattle Sounders FC in exchange for Toronto's allocation ranking
		<b>November 15, 2012</b>	Declined options on defenders Adrian Cann, Ty Harden, Dicoy Williams, midfielder Oscar Cordon, and forwards Keith Makubuya and Nicholas Lindsay
		<b>December 3, 2012</b>	Acquired forward Justin Braun from Real Salt Lake in exchange for defender Aaron Maund
		<b>December 12, 2012</b>	Acquired the third overall pick in the 2013 MLS SuperDraft, allocation money, and goalkeeper Joe Bendik from the Portland Timbers in exchange for goalkeeper Milos Kocic and forward Ryan Johnson
		<b>December 14, 2012</b>	Re-signed defender Jeremy Hall and forward Andrew Wiedeman
		<b>December 14, 2012</b>	Signed defender Danny Califf after selecting him in the second round of the MLS Re-Entry process



## TORONTO FC ALL-TIME TRANSACTIONS

January 15, 2013	Signed midfielder Julio Cesar	July 12, 2013	Acquired defender Mark Bloom on loan from NASL club, Atlanta Silverbacks
January 16, 2013	Acquired the fourth overall pick in the 2013 MLS SuperDraft and allocation money from the New England Revolution in exchange for the first overall pick in the 2013 MLS SuperDraft	July 12, 2013	Danny Califf announced his retirement after 14 seasons as a professional footballer
January 17, 2013	Selected midfielder Kyle Bekker (third overall) and forward Emery Welshman (16th overall) in the 2013 MLS SuperDraft	July 18, 2013	Captain Darren O'Dea is transferred to Ukrainian club, FC Metalurh Donetsk
January 17, 2013	Acquired the tenth overall pick in the 2013 MLS SuperDraft and allocation money from Vancouver Whitecaps FC in exchange for the fourth overall pick in the 2013 MLS SuperDraft	August 1, 2013	Signed defender Jonas Elmer
January 17, 2013	Acquired the sixteenth overall pick in the 2013 MLS SuperDraft and allocation money from the Seattle Sounders FC in exchange for the tenth overall pick at the 2013 MLS SuperDraft	August 8, 2013	Signed Academy midfielder Manuel Aparicio
January 22, 2013	Selected forwards Ashton Bennett, Taylor Morgan, midfielders Nik Robson and Jose Gomez in the 2013 MLS Supplemental Draft	September 9, 2013	Acquired forward Bright Dike, a first round pick in the 2015 MLS SuperDraft and allocation money from the Portland Timbers in exchange for forward Maximiliano Urruti
January 30, 2013	Acquired a second round pick in the 2015 MLS SuperDraft from Real Salt Lake in exchange for forward Joao Plata	September 13, 2013	Acquired goalkeeper Chris Konopka from the Philadelphia Union in exchange for a third round pick in the 2014 MLS SuperDraft
February 4, 2013	Acquired a second round pick in the 2014 MLS SuperDraft from FC Dallas in exchange for forward Eric Hassli	November 29, 2013	Exercised contract options on goalkeepers: Joe Bendik, Chris Konopka, and Quillan Roberts, defenders: Gale Agbassoumonde, Mark Bloom, Ryan Richter, midfielders: Kyle Bekker, Reggie Lambe, Jeremy Hall, and forwards: Bright Dike, Emery Welshman, and Andrew Wiedeman
February 26, 2013	Captain Torsten Frings announced his retirement after 18 seasons as a professional footballer	November 29, 2013	Declined options on midfielders: Bobby Convey, Darel Russell, Michael Thomas, and forward Robert Earnshaw. Forwards Danny Koevers and Justin Braun are both out of contract and will not be re-signed
February 27, 2013	Acquired midfielder Hogan Ephraim on loan from English Club, Queens Park Rangers F.C.	December 9, 2013	Acquired midfielder Jackson from FC Dallas in exchange for a second round pick in the 2015 MLS SuperDraft and allocation money
March 1, 2013	Signed Welsh international forward Robert Earnshaw, along with forwards Ashton Bennett and Taylor Morgan, along with midfielders Jonathan Osorio and Darel Russell	December 10, 2013	Acquired a first round pick in the 2015 MLS SuperDraft from the Seattle Sounders FC in exchange for the rights to goalkeeper Stefan Frei
March 8, 2013	Acquired midfielder John Bostock on loan from English Club, Tottenham Hotspur F.C.	December 10, 2013	Re-signed goalkeeper Joe Bendik
March 19, 2013	Waived midfielder Matt Stinson	December 13, 2013	Acquired a first round pick in the 2014 MLS SuperDraft and a third round pick in the 2016 MLS SuperDraft from the New York Red Bulls in exchange for a second round pick in the 2014 MLS SuperDraft and the rights to midfielder Bobby Convey
March 25, 2013	Signed defender Ryan Richter	December 13, 2013	Signed Brazilian forward Gilberto as a Designated Player
March 29, 2013	Waived midfielder Julio Cesar	December 16, 2013	Acquired defender Justin Morrow from the San Jose Earthquakes in exchange for allocation money
April 26, 2013	Signed Argentine midfielder Matias Laba as a Young Designated Player	January 9, 2014	Signed Academy forward Jordan Hamilton
May 7, 2013	Acquired forward Jeremy Brockie on loan from Wellington Phoenix FC of the Australian A-League	January 9, 2014	Signed Canadian international midfielder/forward Dwayne De Rosario
May 7, 2013	Acquired Scottish defender Steven Caldwell on loan from English club Birmingham City F.C.	January 13, 2014	Signed English international forward Jermain Defoe and American international midfielder Michael Bradley as Designated Players
May 14, 2013	Waived forwards Ashton Bennett and Taylor Morgan	January 16, 2014	Selected defender Nick Hagglund (10th overall), and midfielder Daniel Lovitz (24th overall) in the 2014 MLS SuperDraft
May 16, 2013	Acquired midfielder Bobby Convey from Sporting KC in exchange for a third round pick in the 2014 MLS SuperDraft	January 21, 2014	Selected forward Kene Eze (60th overall) in the 2014 MLS SuperDraft
May 24, 2013	Waived midfielder John Bostock, ending his loan	January 24, 2014	Acquired defender Bradley Orr on loan from English club, Blackburn Rovers F.C.
June 4, 2013	Waived midfielder Hogan Ephraim, ending his loan	January 27, 2014	Acquired a conditional 2017 4th Round MLS SuperDraft pick from New York Red Bulls in exchange for defender Richard Eckersley
June 13, 2013	Waived midfielder Terry Dunfield	February 7, 2014	Mutually parted ways with defender Jonas Elmer
June 27, 2013	Waived defender Logan Emory	February 14, 2014	Acquired Brazilian international goalkeeper Julio Cesar on loan from English Championship side, Queens Park Rangers F.C.
July 1, 2013	Acquired a first round pick in the 2015 MLS SuperDraft and an International Roster Spot through the 2014 season from Chivas USA in exchange for Toronto's first overall allocation ranking	February 25, 2014	Placed forward Emery Welshman on waivers
July 2, 2013	Signed defender Steven Caldwell to a permanent contract after expiration of his loan agreement	March 5, 2014	Placed midfielder Reggie Lambe on waivers
July 2, 2013	quired midfielder Michael Thomas from Sporting KC in exchange for a second round pick in the 2015 MLS SuperDraft		



## TORONTO FC TEAM LOWS

## CORNER KICKS

Season: 98 in 2010  
Game: 0 6 times  
2-Tms: 0 07/15/2007 at HOU  
Half: 0 58 times

## CAUTIONS

Season:	49	in 2008
Game:	0	28 times
2-Tms:	0	7 times
Half:	0	169 times

## EJECTIONS

Season:	2	in 2012
Game:	0	191 times
2-Tms:	0	177 times
Half:	0	413 times

## GAMES PLAYED

Season: 30 4 times

## MINUTES

Season: 2700 4 times

## WINS

Season: 5 in 2012

## LOSSES

Season: 11 in 2009

**TIES**

Season: 7 in 2007

## SHUTOUTS

Season: 4 in 2012  
Season: 4 in 2013

## GOALS ALLOWED

SAVES		
Season:	92	in 2013
Game:	0	6 times
2-Tms:	1	6 times
Half:	0	84 times



# MAJOR LEAGUE SOCCER

# MLS COMMUNICATIONS DEPARTMENT

## MAJOR LEAGUE SOCCER/SOCCER UNITED MARKETING

420 Fifth Avenue, 7th Floor, New York, New York 10018

Phone: (212) 450-1200, Fax: (212) 450-1300 [www.MLSsoccer.com](http://www.MLSsoccer.com)

## DAN COURTEMANCHE – EXECUTIVE VICE PRESIDENT, COMMUNICATIONS

O: (212) 450-1225

[Dan.courtemanche@MLSsoccer.com](mailto:Dan.courtemanche@MLSsoccer.com)

## MARISABEL MUNOZ – SENIOR DIRECTOR, INTERNATIONAL COMMUNICATIONS

O: (212) 450-1262

[Marisabel.Munoz@MLSsoccer.com](mailto:Marisabel.Munoz@MLSsoccer.com)

## SEAN DENNISON – DIRECTOR, CORPORATE COMMUNICATIONS

O: (212) 450-1223

[Sean.Dennison@MLSsoccer.com](mailto:Sean.Dennison@MLSsoccer.com)

## LAUREN BROPHY – MANAGER, CORPORATE COMMUNICATIONS

O: (212) 450-1227

[Lauren.Brophy@MLSsoccer.com](mailto:Lauren.Brophy@MLSsoccer.com)

## SUSAN MARSCHALL – COORDINATOR, SPORTS COMMUNICATIONS

O: (212) 450-1292

[Susan.Marschall@MLSsoccer.com](mailto:Susan.Marschall@MLSsoccer.com)

## TBD – COORDINATOR, INTERNATIONAL COMMUNICATIONS

O: (212) 450-1222

[TBD@MLSsoccer.com](mailto:TBD@MLSsoccer.com)

## GABE GABOR – INTERNATIONAL COMMUNICATIONS CONSULTANT

[Gabe.Gabor@MLSsoccer.com](mailto:Gabe.Gabor@MLSsoccer.com)

## RICK LAWES – PUBLICATIONS CONSULTANT

[Rick.Lawes@MLSsoccer.com](mailto:Rick.Lawes@MLSsoccer.com)



## MLS 2013 LEADERS

MLS 2013 Final Standings																		
	OVERALL								HOME					ROAD				
	GP	W	L	T	PTS	GF	GA	GD	W	L	T	GF	GA	W	L	T	GF	GA
<b>EASTERN</b>																		
New York	34	17	9	8	59	58	41	17	11	2	4	34	16	6	7	4	24	25
Sporting KC	34	17	10	7	58	47	30	17	9	5	3	29	15	8	5	4	18	15
New England	34	14	11	9	51	49	38	11	8	5	4	29	16	6	6	5	20	22
Houston	34	14	11	9	51	41	41	0	9	4	4	24	17	5	7	5	17	24
Montreal	34	14	13	7	49	50	49	1	10	4	3	31	20	4	9	4	19	29
Chicago	34	14	13	7	49	47	52	-5	10	4	3	29	21	4	9	4	18	31
Philadelphia	34	12	12	10	46	42	44	-2	7	5	5	23	18	5	7	5	19	26
Columbus	34	12	17	5	41	42	46	-4	7	7	3	19	13	5	10	2	23	33
Toronto FC	34	6	17	11	29	30	47	-17	4	5	8	23	22	2	12	3	7	25
D.C. United	34	3	24	7	16	22	59	-37	3	10	4	16	29	0	14	3	6	30
<b>WESTERN</b>	GP	W	L	T	PTS	GF	GA	GD	W	L	T	GF	GA	W	L	T	GF	GA
Portland	34	14	5	15	57	54	33	21	11	1	5	29	11	3	4	10	25	22
Real Salt Lake	34	16	10	8	56	57	41	16	10	3	4	31	16	6	7	4	26	25
Los Angeles	34	15	11	8	53	53	38	15	11	2	4	32	8	4	9	4	21	30
Seattle	34	15	12	7	52	42	42	0	10	2	5	29	15	5	10	2	13	27
Colorado	34	14	11	9	51	45	38	7	10	3	4	30	16	4	8	5	15	22
San Jose	34	14	11	9	51	35	42	-7	11	1	5	23	13	3	10	4	12	29
Vancouver	34	13	12	9	48	53	45	8	9	3	5	32	19	4	9	4	21	26
FC Dallas	34	11	12	11	44	48	52	-4	9	3	5	29	22	2	9	6	19	30
Chivas USA	34	6	20	8	26	30	67	-37	5	8	4	17	29	1	12	4	13	38

GOALKEEPING LEADERS									
	TEAM	GP	MIN	SHTS	SVS	GA	GAA	W-L-T	SHO
Portland	34	14	5	15	57	54	33	21	11
Matt Reis	NE	12	995	37	29	8	0.72	7-0-4	5
Jimmy Nielsen	KC	34	3060	98	68	30	0.88	17-10-7	13
Donovan Ricketts	POR	32	2880	123	92	31	0.97	13-5-14	14
Nick Rimando	RSL	27	2430	110	82	28	1.04	14-7-6	9
Clint Irwin	COL	32	2873	126	91	35	1.1	14-9-9	10
Tally Hall	HOU	34	3060	136	95	41	1.21	14-11-9	9
Luis Robles	NY	34	3060	144	103	41	1.21	17-9-8	11
David Ousted	VAN	13	1170	53	37	16	1.23	04-04-05	4
Jon Busch	SJ	33	2970	142	101	41	1.24	13-11-9	9
Michael Gspurning	SEA	28	2475	111	76	35	1.27	06-12-09	10
Carlo Cudicini	LA	21	1890	66	39	27	1.29	04-09-08	7
Zac MacMath	PHI	34	3060	145	101	44	1.29	10-12-12	12
Bobby Shuttleworth	NE	23	2063	94	64	30	1.31	05-07-11	9
Andy Gruenebaum	CLB	21	1890	99	71	28	1.33	05-05-11	4
Brad Knighton	VAN	11	990	50	35	15	1.36	02-06-03	2
Matt Lampson	CLB	13	1170	61	43	18	1.38	00-07-06	5
Sean Johnson	CHI	28	2520	132	93	39	1.39	06-12-10	6
Joseph Bendik	TOR	33	2970	136	90	46	1.39	11-06-16	4
Joe Cannon	VAN	10	900	45	31	14	1.4	03-03-04	1
Troy Perkins	MTL	33	2970	157	109	48	1.45	14-12-7	8
Bill Hamid	DC	25	2250	119	80	39	1.56	06-02-17	4
Raul Fernandez	DAL	26	2340	129	88	41	1.58	09-07-10	7
Dan Kennedy	CHV	31	2754	158	104	54	1.76	08-06-17	3
Minimum: 900 minutes played									

TEAM ATTENDANCE REPORT						
	HOME GAMES				ROAD GAMES	
	DATES	TOTAL	AVERAGE		DATES	TOTAL
Chicago Fire	17	258,880	15,228	17	336,354	19,786
Chivas USA	17	142,224	8,366	17	341,534	20,090
Colorado Rapids	17	263,479	15,499	17	300,635	17,684
Columbus Crew	17	273,364	16,080	17	292,954	17,233
FC Dallas	17	261,346	15,373	17	319,348	18,785
D.C. United	17	231,979	13,646	17	307,863	18,110
Houston Dynamo	17	338,690	19,923	17	298,077	17,534
Sporting Kansas City	17	335,058	19,709	17	295,922	17,407
LA Galaxy	17	370,084	21,770	17	401,133	23,596
Montreal Impact	17	350,259	20,603	17	298,723	17,572
New England Revolution	17	252,346	14,844	17	320,065	18,827
New York Red Bulls	17	330,832	19,461	17	321,735	18,926
Philadelphia Union	17	303,746	17,867	17	280,615	16,507
Portland Timbers	17	351,458	20,674	17	334,128	19,655
Real Salt Lake	17	326,699	19,218	17	319,870	18,816
San Jose Earthquakes	17	217,009	12,765	17	309,813	18,224
Seattle Sounders FC	17	748,652	44,038	17	302,348	17,785
Toronto FC	17	308,233	18,131	17	292,974	17,234
Vancouver Whitecaps FC	17	341,653	20,097	17	331,900	19,524
MLS Totals	323	6,005,991	18,594	323	6,005,991	18,594

GOAL-SCORING TOTALS					
	OVERALL	GOALS FOR		GOALS AGAINST	
TEAM	RECORD	TOTAL	AVG	TOTAL	AVG
New York Red Bulls	17-9-8	58	1.71	41	1.21 (6th)
Real Salt Lake	16-10-8	57	1.68	41	1.21 (6th)
Portland Timbers	14-5-15	54	1.59	33	0.97 (2d)
LA Galaxy	15-11-8	53	1.56	38	1.12 (3d)
Vancouver Whitecaps FC	13-12-9	53	1.56	45	1.32 (12th)
Montreal Impact	14-13-7	50	1.47	49	1.44 (15th)
New England Revolution	14-11-9	49	1.44	38	1.12 (3d)
FC Dallas	11-11-12	48	1.41	52	1.53 (16th)
Chicago Fire	14-13-7	47	1.38	52	1.53 (16th)
Sporting Kansas City	17-10-7	47	1.38	30	0.88 (1st)
Colorado Rapids	14-11-9	45	1.32	38	1.12 (3d)
Columbus Crew	05-12-17	42	1.24	46	1.35 (13th)
Philadelphia Union	10-12-12	42	1.24	44	1.29 (11th)
Seattle Sounders FC	15-12-7	42	1.24	42	1.24 (9th)
Houston Dynamo	14-11-9	41	1.21	41	1.21 (6th)
San Jose Earthquakes	14-11-9	35	1.03	42	1.24 (9th)
Chivas USA	08-06-20	30	0.88	67	1.97 (19th)
Toronto FC	11-06-17	30	0.88	47	1.38 (14th)
D.C. United	07-03-24	22	0.65	59	1.74 (18th)
		845	2.62 goals per game		

GOALS	TEAM	GP	ASTS
Camilo Sanvezzo	VAN	32	22
Mike Magee	CHI*	32	21
Marco Di Vaio	MTL	33	20
Robbie Keane	LA	23	16
Diego Fagundez	NE	31	13
Dominic Oduro	CLB	34	13
Jack McInerney	PHI	31	12
Alvaro Saborio	RSL	16	12
Tim Cahill	NY	27	11
Federico Higuain	CLB	29	11
Blas Perez	DAL	25	11
Chris Wondolowski	SJ	29	11

SHOTS	TEAM	GP	SHOTS
Camilo Sanvezzo	VAN	32	123
Marco Di Vaio	MTL	33	118
Mike Magee	CHI*	32	114
Chris Wondolowski	SJ	29	101
Will Bruin	HOU	30	98
Deshorn Brown	COL	31	97
Giles Barnes	HOU	33	94
Thierry Henry	NY	30	92
Dominic Oduro	CLB	34	92
Federico Higuain	CLB	29	86
Jack McInerney	PHI	31	86
SHOTS ON GOAL	TEAM	GP	SOG

ASSISTS	TEAM	GP	ASTS
Diego Valeri	POR	31	13
Sebastien Le Toux	PHI	32	12
Robbie Keane	LA	23	11
Javier Morales	RSL	28	10
Brad Davis	HOU	26	9
Landon Donovan	LA	22	9
David Ferreira	DAL	30	9
Thierry Henry	NY	30	9
Federico Higuain	CLB	29	9
Russell Teibert	VAN	24	9

## MLS 2013 LEADERS

GAME-WINNING GOALS			
	TEAM	GP	GWG
Chris Wondolowski	SJ	29	8
Mike Magee	CHI*	32	6
Tim Cahill	NY	27	5
Marco Di Vaio	MTL	33	5
Diego Fagundez	NE	31	5
Thierry Henry	NY	30	5
Obafemi Martins	SEA	20	5
Jack McInerney	PHI	31	5
Kenny Miller	VAN	21	5
Dominic Oduro	CLB	34	5
Camilo Sanvezzo	VAN	32	5

GAME-WINNING ASSISTS			
	TEAM	GP	GWA
Patrice Bernier	MTL	31	5
Landon Donovan	LA	22	5
Sebastien Le Toux	PHI	32	5
Mauro Rosales	SEA	33	5
Graham Zusi	KC	27	5
Boniek Garcia	HOU	22	4
Lee Nguyen	NE	33	4
Shea Salinas	SJ	28	4
16 players tied with 3			

HAT TRICKS			
	TEAM	GP	HATS
Robbie Keane	LA	23	2
Marco Di Vaio	MTL	33	1
Landon Donovan	LA	22	1
Mike Magee	CHI*	32	1
Kekuta Manneh	VAN	20	1
Alvaro Saborio	RSL	16	1
Camilo Sanvezzo	VAN	32	1

MULTI-GOAL GAMES			
	TEAM	GP	GAMES
Camilo Sanvezzo	VAN	32	6
Robbie Keane	LA	23	5
Marco Di Vaio	MTL	33	4
10 players tied with 2			

FOULS COMMITTED			
	TEAM	GP	FC
Marcelo Sarvas	LA	33	80
Tim Cahill	NY	27	78
Diego Chara	POR	31	74
Oriol Rosell	KC	31	66
Lee Nguyen	NE	33	63
Nigel Reo-Coker	VAN	32	62
Hendry Thomas	COL	27	59
Conor Casey	PHI	31	58
Jackson	DAL	30	57
4 players tied with 54			

FOULS SUFFERED			
	TEAM	GP	FS
Darlington Nagbe	POR	34	83
Javier Morales	RSL	28	78
David Ferreira	DAL	30	76
Patrick Nyarko	CHI	30	70
Dominic Oduro	CLB	34	67
Lee Nguyen	NE	33	64
Ned Grabavoy	RSL	32	63
Dillon Powers	COL	30	62
Marcelo Sarvas	LA	33	62
Fabian Espindola	NY	28	58
Felipe Martins	MTL	32	58

OFFSIDES	TEAM	GP	OFF
Marco Di Vaio	MTL	33	78
Eddie Johnson	SEA	21	42
Deshorn Brown	COL	31	29
Conor Casey	PHI	31	25
Dwayne De Rosario	DC	24	25
Dominic Oduro	CLB	34	25
Jairo Arrieta	CLB	26	24
Robert Earnshaw	TOR	26	24
Ryan Johnson	POR	29	24
4 players tied with 23			

## MLS 2013 LEADERS

CORNER KICKS			
	TEAM	GP	CK
Graham Zusi	KC	27	128
Federico Higuain	CLB	29	123
Shea Salinas	SJ	28	123
Brad Davis	HOU	26	115
Landon Donovan	LA	22	108
Javier Morales	RSL	28	108
Mauro Rosales	SEA	33	100
Sebastien Le Toux	PHI	32	95
Mike Magee	CHI*	32	94
Diego Valeri	POR	31	92

CAUTIONS (YELLOW)			
	TEAM	GP	CAUTIONS
Aurelien Collin	KC	29	13
Oriol Rosell	KC	31	10
Victor Bernardez	SJ	25	9
Conor Casey	PHI	31	9
Nigel Reo-Coker	VAN	32	9
Marcelo Sarvas	LA	33	9
Matteo Ferrari	MTL	31	8
Gonzalo Segares	CHI	32	8
10 players tied with 7			

EJECTIONS (RED CARDS)			
	TEAM	GP	EJECT
Dimitry Imbongo	NE	21	3
Osvaldo Alonso	SEA	26	2
Yordany Alvarez	RSL	18	2
Victor Bernardez	SJ	25	2
Andy Dorman	NE	12	2
Jackson	DAL	30	2
Doneil Henry	TOR	20	2
Zach Scott	SEA	21	2
Bakary Soumare	CHI*	25	2
60 players tied with 1			

GAMES PLAYED		
	TEAM	GP
Eric Alexander	NY	34
Jalil Anibaba	CHI	34
Austin Berry	CHI	34
Sam Cronin	SJ	34
Jose Goncalves	NE	34
Tally Hall	HOU	34
Zac MacMath	PHI	34
Darlington Nagbe	POR	34
Jimmy Nielsen	KC	34
Dominic Oduro	CLB	34
Luis Robles	NY	34

GAMES STARTED		
	TEAM	GS
Jailil Anibaba	CHI	34
Austin Berry	CHI	34
Sam Cronin	SJ	34
Jose Goncalves	NE	34
Tally Hall	HOU	34
Zac MacMath	PHI	34
Darlington Nagbe	POR	34
Jimmy Nielsen	KC	34
Dominic Oduro	CLB	34
Luis Robles	NY	34

MINUTES PLAYED	TEAM	MIN
Jalil Anibaba	CHI	3060
Austin Berry	CHI	3060
Jose Goncalves	NE	3060
Tally Hall	HOU	3060
Zac MacMath	PHI	3060
Jimmy Nielsen	KC	3060
Luis Robles	NY	3060
Sam Cronin	SJ	2971
Joseph Bendik	TOR	2970
Jon Busch	SJ	2970
Troy Perkins	MTL	2970



## MLS 2013 LEADERS

CONSECUTIVE GAMES WITH GOALS				
#	PLAYER	TEAM	START	STOP
5	Camilo Sanvezzo	VAN	13-06-08	13-07-03
4	Mike Magee	CHI	13-06-02	13-06-22
4	Diego Fagundez	NE	13-05-11	13-06-02
3	Mike Magee	CHI	13-10-12	10/27/2013 Active
3	Mike Magee	CHI	13-07-20	
3	Dominic Oduro	CLB	13-09-14	13-09-29
3	Edson Buddle	COL	13-08-17	13-09-07
3	Luis Silva	DC	13-07-20	13-08-03
3	Marco Di Vaio	MTL	13-05-08	13-05-25
3	Juan Agudelo	NE	13-06-15	13-08-25
3	Diego Fagundez	NE	13-08-25	13-09-08
3	Tim Cahill	NY	13-09-29	13-10-20
3	Jack McNerney	PHI	13-04-06	13-04-21
3	Jack McNerney	PHI	13-05-18	13-06-01
3	Diego Valeri	POR	13-09-07	13-09-20
3	Alvaro Saborio	RSL	13-07-27	13-08-10
3	Lamar Neagle	SEA	13-09-04	13-09-13
3	Obafemi Martins	SEA	13-04-20	13-05-18
3	Robert Earnshaw	TOR	13-03-09	13-03-30
3	Kenny Miller	VAN	13-03-09	13-06-01
2	Quincy Amarikwa	CHI	13-10-04	10/27/2013 Active
2	Dilly Duka	CHI	13-06-22	
2	Mike Magee	CHI	13-03-23	13-03-30
2	Erick Torres	CHV	13-07-17	13-07-28
2	Erick Torres	CHV	13-08-25	13-09-01
2	Federico Higuain	CLB	13-09-21	13-09-29
2	Federico Higuain	CLB	13-05-26	13-06-01
2	Dominic Oduro	CLB	13-04-06	13-04-14
2	Dominic Oduro	CLB	13-05-18	13-05-26
2	Federico Higuain	CLB	13-08-10	13-08-17
2	Bernardo Anor	CLB	13-07-04	13-07-07
2	Bernardo Anor	CLB	13-09-21	13-09-29
2	Deshorn Brown	COL	13-06-29	13-07-04
2	Gabriel Torres	COL	13-10-05	13-10-19
2	Edson Buddle	COL	13-05-04	13-05-11
2	Deshorn Brown	COL	13-10-05	13-10-19
2	Nathan Sturgis	COL	13-05-18	13-05-25
2	Atiba Harris	COL	13-05-25	13-06-01
2	Blas Perez	DAL	13-08-21	13-08-24
2	Blas Perez	DAL	13-03-30	13-04-06
2	Walker Zimmerman	DAL	13-06-22	13-06-29
2	Kenny Cooper	DAL	13-10-05	13-10-12
2	Andrew Driver	HOU	13-05-05	13-05-08
2	Will Bruin	HOU	13-03-30	13-04-14
2	Giles Barnes	HOU	13-03-23	13-03-30
2	Cam Weaver	HOU	13-07-27	13-08-03
2	Will Bruin	HOU	13-09-21	13-09-28

## MLS 2013 LEADERS

CONSECUTIVE GAMES WITH GOALS (CONT'D)				
#	PLAYER	TEAM	START	STOP
2	C.J. Sapong	KC	13-09-07	13-09-21
2	Kei Kamara	KC	13-06-22	13-06-29
2	Claudio Bieler	KC	13-03-30	13-04-05
2	Claudio Bieler	KC	13-03-02	13-03-09
2	Soony Saad	KC	13-07-13	13-07-20
2	Kei Kamara	KC	13-08-03	13-08-10
2	Marcelo Sarvas	LA	13-07-07	13-07-13
2	Landon Donovan	LA	13-08-24	13-08-31
2	Robbie Keane	LA	13-08-31	13-09-14
2	Marco Di Vaio	MTL	13-08-17	13-08-24
2	Marco Di Vaio	MTL	13-04-14	13-04-27
2	Marco Di Vaio	MTL	13-03-16	13-03-23
2	Hassoun Camara	MTL	13-06-29	13-07-03
2	Marco Di Vaio	MTL	13-09-08	13-09-14
2	Dimitry Imbongo	NE	13-06-15	13-07-06
2	Diego Fagundez	NE	13-07-20	13-07-27
2	Saer Sene	NE	13-07-06	13-07-13
2	Juan Agudelo	NE	13-05-18	13-05-25
2	Kelyn Rowe	NE	13-08-17	13-08-25
2	Kelyn Rowe	NE	13-09-08	13-09-14
2	Ibrahim Sekagya	NY	13-10-20	10/27/2013 Active
2	Jamison Olave	NY	13-04-07	13-04-13
2	Fabian Espindola	NY	13-07-27	13-08-03
2	Tim Cahill	NY	13-08-25	13-08-31
2	Tim Cahill	NY	13-04-27	13-05-04
2	Thierry Henry	NY	13-09-08	13-09-14
2	Lloyd Sam	NY	13-08-31	13-09-08
2	Jack McNerney	PHI	13-03-10	13-03-16
2	Conor Casey	PHI	13-06-05	13-06-23
2	Ryan Johnson	POR	13-08-03	13-08-17
2	Will Johnson	POR	13-05-12	13-05-18
2	Luis Gil	RSL	13-08-24	13-08-30
2	Javier Morales	RSL	13-07-03	13-07-13
2	Alvaro Saborio	RSL	13-08-30	13-10-05
2	Brad Evans	SEA	13-07-28	13-08-03
2	Lamar Neagle	SEA	13-05-11	13-05-18
2	Eddie Johnson	SEA	13-08-25	13-08-31
2	Chris Wondolowski	SJ	13-09-29	13-10-09
2	Alan Gordon	SJ	13-06-29	13-07-03
2	Adam Jahn	SJ	13-05-04	13-05-08
2	Darel Russell	TOR	13-09-21	13-09-28
2	Camilo Sanvezzo	VAN	13-10-19	10/27/2013 Active
2	Jordan Harvey	VAN	13-06-15	13-06-19
2	Camilo Sanvezzo	VAN	13-07-14	13-07-20
2	Kekuta Manneh	VAN	13-10-09	13-10-19



## MLS 2013 LEADERS

CONSECUTIVE GAMES WITH ASSISTS				
#	PLAYER	TEAM	START	STOP
4	Diego Valeri	POR	13-07-27	13-08-21
4	Russell Teibert	VAN	13-06-01	13-06-19
3	Federico Higuain	CLB	13-06-29	13-07-07
3	Patrice Bernier	MTL	13-03-09	13-03-23
3	Justin Mapp	MTL	13-05-08	13-05-25
3	Saer Sene	NE	13-09-08	13-09-21
3	Sheanon Williams	PHI	13-06-23	13-07-03
2	Patrick Nyarko	CHI	13-07-27	13-08-03
2	Mike Magee	CHI	13-06-22	13-07-03
2	Daniel Paladini	CHI	13-04-07	13-04-14
2	Joel Lindpere	CHI	13-07-14	13-07-20
2	Eric Avila	CHV	13-03-10	13-03-17
2	Jorge Villafana	CHV	13-03-24	13-03-30
2	Brian Mullan	COL	13-05-25	13-06-15
2	Christopher Klute	COL	13-06-29	13-07-04
2	Christopher Klute	COL	13-05-25	13-06-01
2	Dillon Powers	COL	13-07-27	13-08-03
2	Christopher Klute	COL	13-08-03	13-08-11
2	Blas Perez	DAL	13-08-17	13-08-21
2	Michel	DAL	13-05-11	13-05-18
2	Fabian Castillo	DAL	13-08-17	13-08-21
2	Fabian Castillo	DAL	13-09-07	13-09-14
2	David Ferreira	DAL	13-06-22	13-06-29
2	Perry Kitchen	DC	13-08-17	13-08-24
2	Kofi Sarkodie	HOU	13-03-17	13-03-23
2	Boniek Garcia	HOU	13-09-28	13-10-04
2	Brad Davis	HOU	13-09-14	13-09-21
2	Chance Myers	KC	13-08-31	13-09-21
2	Dom Dwyer	KC	13-08-31	13-09-21
2	Seth Sinovic	KC	13-07-07	13-07-13
2	Landon Donovan	LA	13-06-23	13-06-29
2	Gyasi Zardes	LA	13-10-06	13-10-16
2	Robbie Keane	LA	13-08-31	13-09-14
2	Robbie Keane	LA	13-04-20	13-05-15
2	Andrew Wenger	MTL	13-05-11	13-05-25
2	Patrice Bernier	MTL	13-08-17	13-08-24
2	Justin Mapp	MTL	13-08-17	13-08-24
2	Felipe Martins	MTL	13-06-29	13-07-03
2	Diego Fagundez	NE	13-06-15	13-06-29
2	Jonny Steele	NY	13-08-31	13-09-08
2	Brandon Barklage	NY	13-04-07	13-04-13
2	Peguy Luyindula	NY	13-10-20	10/27/2013 Active
2	Sebastien Le Toux	PHI	13-08-03	13-08-10
2	Sebastien Le Toux	PHI	13-06-05	13-06-23
2	Sebastien Le Toux	PHI	13-03-10	13-03-16
2	Jose Kleberson	PHI	13-10-12	13-10-19
2	Conor Casey	PHI	13-04-13	13-04-21

## MLS 2013 LEADERS

CONSECUTIVE GAMES WITH ASSISTS (CONT'D)				
#	PLAYER	TEAM	START	STOP
2	Will Johnson	POR	13-09-29	13-10-06
2	Jose Adolfo Valencia	POR	13-09-07	13-09-14
2	Frederic Piquionne	POR	13-05-25	13-06-08
2	Rodney Wallace	POR	13-05-08	13-05-12
2	Javier Morales	RSL	13-06-01	13-06-08
2	Robbie Findley	RSL	13-06-01	13-06-08
2	Ned Grabavoy	RSL	13-08-24	13-08-30
2	Javier Morales	RSL	13-08-24	13-08-30
2	Javier Morales	RSL	13-07-03	13-07-13
2	Mauro Rosales	SEA	13-07-28	13-08-03
2	Mauro Rosales	SEA	13-08-25	13-08-31
2	Marc Burch	SEA	13-09-04	13-09-07
2	Lamar Neagle	SEA	13-06-01	13-06-08
2	Brad Evans	SEA	13-08-03	13-08-10
2	Chris Wondolowski	SJ	13-05-04	13-05-08
2	Ramiro Corrales	SJ	13-03-10	13-03-16
2	Walter Martinez	SJ	13-05-04	13-05-08
2	Brad Knighton	VAN	13-07-06	13-07-14
2	Lee Young-Pyo	VAN	13-10-06	13-10-09
2	Daigo Kobayashi	VAN	13-10-09	13-10-19
2	Camilo Sanvezzo	VAN	13-06-15	13-06-19



## MLS 2013 LEADERS

CONSECUTIVE GAMES WITH GOAL OR ASSIST				
#	PLAYER	TEAM	START	STOP
7	Landon Donovan	LA	13-06-23	13-09-14
6	Mike Magee	CHI	13-06-02	13-07-07
6	Alvaro Saborio	RSL	13-04-20	13-08-10
5	Luis Silva	DC	13-07-03	13-08-17
5	Kelyn Rowe	NE	13-08-17	13-09-14
5	Camilo Sanvezzo	VAN	13-06-08	13-07-03
4	Federico Higuain	CLB	13-06-22	13-07-07
4	Blas Perez	DAL	13-08-11	13-08-24
4	Justin Mapp	MTL	13-05-04	13-05-25
4	Saer Sene	NE	13-09-08	13-09-28
4	Diego Fagundez	NE	13-05-11	13-06-02
4	Tim Cahill	NY	13-09-29	10/27/2013 Active
4	Sheanon Williams	PHI	13-06-05	13-07-03
4	Diego Valeri	POR	13-07-27	13-08-21
4	Javier Morales	RSL	13-08-17	13-08-30
4	Eddie Johnson	SEA	13-08-03	13-08-31
4	Camilo Sanvezzo	VAN	13-10-06	10/27/2013 Active
4	Russell Teibert	VAN	13-06-01	13-06-19
3	Patrick Nyarko	CHI	13-07-14	13-08-03
3	Mike Magee	CHI	13-07-20	13-08-03
3	Mike Magee	CHI	13-10-12	10/27/2013 Active
3	Federico Higuain	CLB	13-09-14	13-09-29
3	Dominic Oduro	CLB	13-09-14	13-09-29
3	Federico Higuain	CLB	13-05-18	13-06-01
3	Edson Buddle	COL	13-08-17	13-09-07
3	Vicente Sanchez	COL	13-09-07	13-10-05
3	David Ferreira	DAL	13-03-02	13-03-17
3	Boniek Garcia	HOU	13-09-21	13-10-04
3	Giles Barnes	HOU	13-04-28	13-05-08
3	Will Bruin	HOU	13-03-23	13-04-14
3	C.J. Sapong	KC	13-08-31	13-09-21
3	Robbie Keane	LA	13-06-29	13-07-07
3	Marco Di Vaio	MTL	13-06-19	13-07-03
3	Patrice Bernier	MTL	13-03-09	13-03-23
3	Marco Di Vaio	MTL	13-05-08	13-05-25
3	Felipe Martins	MTL	13-06-19	13-07-03
3	Lee Nguyen	NE	13-09-21	13-10-05
3	Juan Agudelo	NE	13-06-15	13-08-25
3	Diego Fagundez	NE	13-10-05	13-10-19
3	Diego Fagundez	NE	13-08-25	13-09-08
3	Tim Cahill	NY	13-04-20	13-05-04
3	Jose Kleberson	PHI	13-10-05	13-10-19
3	Jack McNerney	PHI	13-04-06	13-04-21
3	Jack McNerney	PHI	13-05-18	13-06-01
3	Sebastien Le Toux	PHI	13-03-02	13-03-16
3	Diego Valeri	POR	13-09-07	13-09-20
3	Robbie Findley	RSL	13-06-01	13-06-22
3	Ned Grabavoy	RSL	13-05-19	13-06-01
3	Lamar Neagle	SEA	13-09-04	13-09-13
3	Obafemi Martins	SEA	13-04-20	13-05-18
3	Brad Evans	SEA	13-07-28	13-08-10
3	Mauro Rosales	SEA	13-07-28	13-08-10



## MLS 2013 LEADERS

CONSECUTIVE GAMES WITH GOAL OR ASSIST (CONT'D)				
#	PLAYER	TEAM	START	STOP
3	Chris Wondolowski	SJ	13-04-27	13-05-08
3	Robert Earnshaw	TOR	13-03-09	13-03-30
3	Kenny Miller	VAN	13-03-09	13-06-01
2	Joel Lindpere	CHI	13-08-03	13-08-10
2	Joel Lindpere	CHI	13-07-14	13-07-20
2	Daniel Paladini	CHI	13-04-07	13-04-14
2	Dilly Duka	CHI	13-06-22	13-07-03
2	Quincy Amarikwa	CHI	13-10-04	10/27/2013 Active
2	Mike Magee	CHI	13-03-23	13-03-30
2	Juan Luis Anangono	CHI	13-10-04	13-10-12
2	Dilly Duka	CHI	13-09-07	13-09-11
2	Maicon Santos	CHI	13-03-24	13-04-07
2	Hunter Jumper	CHI	13-04-07	08/23/2013 Active
2	Eric Avila	CHV	13-03-10	13-03-17
2	Erick Torres	CHV	13-07-17	13-07-28
2	Jorge Villafana	CHV	13-03-24	13-03-30
2	Erick Torres	CHV	13-08-25	13-09-01
2	Dominic Oduro	CLB	13-04-06	13-04-14
2	Federico Higuain	CLB	13-08-10	13-08-17
2	Jairo Arrieta	CLB	13-09-21	13-09-29
2	Jairo Arrieta	CLB	13-03-02	13-03-09
2	Bernardo Anor	CLB	13-09-21	13-09-29
2	Bernardo Anor	CLB	13-07-04	13-07-07
2	Dominic Oduro	CLB	13-05-18	13-05-26
2	Deshorn Brown	COL	13-10-05	13-10-19
2	Edson Buddle	COL	13-05-04	13-05-11
2	Nick LaBrocca	COL	13-07-17	13-07-20
2	Deshorn Brown	COL	13-06-29	13-07-04
2	Nathan Sturgis	COL	13-06-29	13-07-04
2	Gabriel Torres	COL	13-10-05	13-10-19
2	Christopher Klute	COL	13-05-25	13-06-01
2	Christopher Klute	COL	13-08-03	13-08-11
2	Deshorn Brown	COL	13-03-10	13-03-16
2	Nathan Sturgis	COL	13-05-18	13-05-25
2	Dillon Powers	COL	13-07-27	13-08-03
2	Christopher Klute	COL	13-06-29	13-07-04
2	Atiba Harris	COL	13-05-25	13-06-01
2	Brian Mullan	COL	13-05-25	13-06-15
2	Je-Vaughn Watson	DAL	13-08-24	13-09-07
2	Fabian Castillo	DAL	13-08-17	13-08-21
2	Jair Benitez	DAL	13-09-07	13-09-14
2	David Ferreira	DAL	13-06-22	13-06-29
2	Walker Zimmerman	DAL	13-06-22	13-06-29
2	Fabian Castillo	DAL	13-09-07	13-09-14
2	Michel	DAL	13-05-11	13-05-18
2	Blas Perez	DAL	13-03-30	13-04-06
2	Kenny Cooper	DAL	13-10-05	13-10-12
2	Kyle Porter	DC	13-05-11	13-05-19
2	Perry Kitchen	DC	13-08-17	13-08-24
2	Dwayne De Rosario	DC	13-08-24	13-08-31
2	Andrew Driver	HOU	13-05-05	13-05-08
2	Giles Barnes	HOU	13-03-23	13-03-30

## MLS 2013 LEADERS

CONSECUTIVE GAMES WITH GOAL OR ASSIST (CONSEC'D)				
#	PLAYER	TEAM	START	STOP
2	Cam Weaver	HOU	13-07-27	13-08-03
2	Kofi Sarkodie	HOU	13-03-17	13-03-23
2	Warren Creavalle	HOU	13-03-02	13-03-23
2	Brad Davis	HOU	13-07-27	13-08-03
2	Ricardo Clark	HOU	13-09-14	13-09-21
2	Will Bruin	HOU	13-09-21	13-09-28
2	Brad Davis	HOU	13-09-14	13-09-21
2	Ricardo Clark	HOU	13-07-06	13-07-13
2	Brad Davis	HOU	13-03-17	13-03-30
2	Soony Saad	KC	13-07-13	13-07-20
2	Claudio Bieler	KC	13-03-02	13-03-09
2	Claudio Bieler	KC	13-03-30	13-04-05
2	Dom Dwyer	KC	13-08-31	13-09-21
2	Seth Sinovic	KC	13-07-07	13-07-13
2	Graham Zusi	KC	13-08-31	13-09-21
2	Kei Kamara	KC	13-08-03	13-08-10
2	Chance Myers	KC	13-08-31	13-09-21
2	Claudio Bieler	KC	13-05-26	13-06-01
2	Kei Kamara	KC	13-06-22	13-06-29
2	Benny Feilhaber	KC	13-07-07	13-07-13
2	Claudio Bieler	KC	13-07-13	13-07-20
2	Robbie Keane	LA	13-08-11	13-08-17
2	Hector Jimenez	LA	13-07-07	13-07-13
2	Gyasi Zardes	LA	13-10-06	13-10-16
2	Marcelo Sarvas	LA	13-07-07	13-07-13
2	Robbie Keane	LA	13-04-20	13-05-15
2	Robbie Keane	LA	13-08-31	13-09-14
2	Maxim Tissot	MTL	13-05-11	13-09-28
2	Felipe Martins	MTL	13-05-11	13-05-25
2	Justin Mapp	MTL	13-08-17	13-08-24
2	Patrice Bernier	MTL	13-08-17	13-08-24
2	Patrice Bernier	MTL	13-09-08	13-09-14
2	Marco Di Vaio	MTL	13-08-17	13-08-24
2	Blake Smith	MTL	13-05-11	13-05-25
2	Marco Di Vaio	MTL	13-03-16	13-03-23
2	Hassoun Camara	MTL	13-06-29	13-07-03
2	Marco Di Vaio	MTL	13-09-08	13-09-14
2	Andrew Wenger	MTL	13-05-11	13-05-25
2	Felipe Martins	MTL	13-03-02	13-03-09
2	Marco Di Vaio	MTL	13-04-14	13-04-27
2	Saer Sene	NE	13-05-25	13-06-02
2	Diego Fagundez	NE	13-06-15	13-06-29
2	Saer Sene	NE	13-07-06	13-07-13
2	Dimitry Imbongo	NE	13-06-15	13-07-06
2	Diego Fagundez	NE	13-07-20	13-07-27
2	Juan Agudelo	NE	13-05-18	13-05-25
2	Tim Cahill	NY	13-05-19	13-05-26
2	Thierry Henry	NY	13-04-20	13-04-27
2	Tim Cahill	NY	13-08-25	13-08-31
2	Thierry Henry	NY	13-09-08	13-09-14
2	Brandon Barklage	NY	13-04-07	13-04-13
2	Ibrahim Sekagya	NY	13-10-20	10/27/2013 Active



## MLS 2013 LEADERS

CONSECUTIVE GAMES WITH GOAL OR ASSIST (CONT'D)				
#	PLAYER	TEAM	START	STOP
2	Jamison Olave	NY	13-04-07	13-04-13
2	Peguy Luyindula	NY	13-10-20	10/27/2013 Active
2	Lloyd Sam	NY	13-08-31	13-09-08
2	Fabian Espindola	NY	13-07-27	13-08-03
2	Dax McCarty	NY	13-07-27	13-08-03
2	Jonny Steele	NY	13-08-31	13-09-08
2	Conor Casey	PHI	13-06-05	13-06-23
2	Sebastien Le Toux	PHI	13-05-18	13-05-25
2	Sebastien Le Toux	PHI	13-06-05	13-06-23
2	Jack McInerney	PHI	13-03-10	13-03-16
2	Sheanon Williams	PHI	13-08-03	13-08-10
2	Conor Casey	PHI	13-04-13	13-04-21
2	Sebastien Le Toux	PHI	13-08-03	13-08-10
2	Darlington Nagbe	POR	13-05-08	13-05-12
2	Ryan Johnson	POR	13-08-03	13-08-17
2	Will Johnson	POR	13-09-29	13-10-06
2	Will Johnson	POR	13-05-12	13-05-18
2	Jose Adolfo Valencia	POR	13-09-07	13-09-14
2	Rodney Wallace	POR	13-05-08	13-05-12
2	Diego Valeri	POR	13-04-21	13-04-27
2	Frederic Piquionne	POR	13-05-25	13-06-08
2	Rodney Wallace	POR	13-05-25	13-06-23
2	Ryan Johnson	POR	13-03-30	13-04-06
2	Luis Gil	RSL	13-07-03	13-07-13
2	Ned Grabavoy	RSL	13-08-24	13-08-30
2	Javier Morales	RSL	13-07-03	13-07-13
2	Nat Borchers	RSL	13-08-17	13-08-21
2	Javier Morales	RSL	13-04-13	13-04-20
2	Kyle Beckerman	RSL	13-06-08	13-06-22
2	Kyle Beckerman	RSL	13-08-24	13-08-30
2	Kyle Beckerman	RSL	13-05-11	13-05-19
2	Luis Gil	RSL	13-08-24	13-08-30
2	Olmes Garcia	RSL	13-04-13	13-04-20
2	Alvaro Saborio	RSL	13-08-30	13-10-05
2	Javier Morales	RSL	13-06-01	13-06-08
2	Lamar Neagle	SEA	13-06-01	13-06-08
2	Obafemi Martins	SEA	13-06-01	13-06-08
2	Mauro Rosales	SEA	13-08-25	13-08-31
2	Lamar Neagle	SEA	13-05-11	13-05-18
2	Obafemi Martins	SEA	13-07-28	13-08-03
2	Eddie Johnson	SEA	13-05-11	13-05-18
2	Marc Burch	SEA	13-09-04	13-09-07
2	Steven Lenhart	SJ	13-07-13	13-07-27
2	Ramiro Corrales	SJ	13-03-10	13-03-16
2	Walter Martinez	SJ	13-05-04	13-05-08
2	Steven Beitashour	SJ	13-08-18	13-08-24
2	Victor Bernardez	SJ	13-07-27	13-08-03
2	Alan Gordon	SJ	13-06-29	13-07-03
2	Adam Jahn	SJ	13-05-04	13-05-08
2	Marvin Chavez	SJ	13-05-08	13-05-18
2	Chris Wondolowski	SJ	13-09-29	13-10-09
2	Alvaro Rey	TOR	13-09-21	13-09-28

## MLS 2013 LEADERS

## SHUTOUTS

	TEAM	GP	SHO
Donovan Ricketts	POR	32	14
Jimmy Nielsen	KC	34	13
Zac MacMath	PHI	34	12
Luis Robles	NY	34	11
Michael Gspurning	SEA	28	10
Clint Irwin	COL	32	10
Jon Busch	SJ	33	9
Tally Hall	HOU	34	9
Nick Rimando	RSL	27	9
Bobby Shuttleworth	NE	23	9

MIN	START	END
-----	-------	-----

Jimmy Nielsen, KC	546	13-03-09	13-04-20
Bobby Shuttleworth, NE	420	13-05-11	13-06-15
Jimmy Nielsen, KC	412	13-09-27	13-10-26
Donovan Ricketts, POR	401	13-05-18	13-07-07
Jon Busch, SJ	341	13-09-21	current
Donovan Ricketts, POR	323	13-09-14	13-10-06
Matt Reis, NE	320	13-03-09	13-08-25
Donovan Ricketts, POR	312	13-03-30	13-04-21
Michael Gspurning, SEA	311	13-08-17	13-09-07
Tally Hall, HOU	298	13-04-28	13-05-12

## MINUTES PLAYED IN GOAL

	TEAM	MIN
Tally Hall	HOU	3060
Zac MacMath	PHI	3060
Jimmy Nielsen	KC	3060
Luis Robles	NY	3060
Joseph Bendik	TOR	2970
Jon Busch	SJ	2970
Troy Perkins	MTL	2970
Donovan Ricketts	POR	2880
Clint Irwin	COL	2873
Dan Kennedy	CHV	2754

## SAVES

SAVES	TEAM	GP	SVS
Troy Perkins	MTL	33	109
Dan Kennedy	CHV	31	104
Luis Robles	NY	34	103
Jon Busch	SJ	33	101
Zac MacMath	PHI	34	101
Tally Hall	HOU	34	95
Sean Johnson	CHI	28	93
Donovan Ricketts	POR	32	92
Clint Irwin	COL	32	91
Joseph Bendik	TOR	33	90

TEAM	GP	SAVES	SOG	PCT
------	----	-------	-----	-----

	TEAM	GP	PTS	FG	FT
Nick Rimando	RSL	27	82	112	73.2
Donovan Ricketts	POR	32	92	126	73
Jon Busch	SJ	33	101	142	71.1
Andy Gruenebaum	CLB	21	71	100	71
Sean Johnson	CHI	28	93	132	70.5
Luis Robles	NY	34	103	147	70.1
Troy Perkins	MTL	33	109	158	69
Clint Irwin	COL	32	91	132	68.9
Zac MacMath	PHI	34	101	147	68.7
Matt Lampson	CLB	13	43	63	68.3

Minimum: 40 saves

## MLS 2013 LEADERS

TEAM TOTALS	GP	G	A	SHT	SOG	PG	PA	BK	FC	FS	OFF	CK	C	E
Chicago Fire	34	47	39	505	182	3	5	2	394	401	62	176	50	5
Chivas USA	34	30	22	333	111	1	3	9	465	402	52	130	65	8
Colorado Rapids	34	45	39	460	141	3	4	6	426	401	71	150	42	4
Columbus Crew	34	42	31	479	151	6	9	3	460	435	89	154	63	2
FC Dallas	34	48	40	430	152	3	4	4	416	480	93	176	54	5
D.C. United	34	22	20	400	125	2	3	3	393	411	101	187	52	0
Houston Dynamo	34	41	43	472	143	3	5	7	372	377	69	202	40	3
Sporting Kansas City	34	47	43	501	155	4	4	2	511	452	50	171	67	1
LA Galaxy	34	53	53	489	167	6	8	3	386	403	44	217	36	1
Montreal Impact	34	50	49	417	168	4	4	2	370	480	125	141	62	1
New England Revolution	34	49	45	398	148	3	5	4	440	452	66	155	48	8
New York Red Bulls	34	58	57	404	145	3	3	5	437	353	96	139	40	5
Philadelphia Union	34	42	41	459	150	0	0	3	438	417	78	172	63	3
Portland Timbers	34	54	53	445	156	3	3	4	436	450	94	170	48	3
Real Salt Lake	34	57	50	449	168	6	7	4	400	421	67	165	60	6
San Jose Earthquakes	34	35	37	439	140	2	2	0	411	425	86	201	59	7
Seattle Sounders FC	34	42	36	411	129	3	4	3	446	425	92	169	44	10
Toronto FC	34	30	23	344	108	2	2	4	435	432	76	163	67	6
Vancouver Whitecaps FC	34	53	47	438	155	6	6	2	387	406	72	139	46	1

TEAM RANKS	G	A	SHT	SOG	BLK	FC	FS	OFF	CK	C
Chicago Fire	9	12	1	1	15	14	16	16	5	11
Chivas USA	17	18	19	18	1	2	14	17	19	3
Colorado Rapids	11	12	6	14	3	10	16	12	15	16
Columbus Crew	12	16	4	9	10	3	6	7	14	4
FC Dallas	8	11	12	8	5	11	2	5	5	9
D.C. United	19	19	16	17	10	15	12	2	4	10
Houston Dynamo	15	8	5	13	2	18	18	13	2	17
Sporting Kansas City	9	8	2	6	15	1	3	18	8	1
LA Galaxy	4	2	3	4	10	17	15	19	1	19
Montreal Impact	6	5	13	2	15	19	1	1	16	6
New England Revolution	7	7	17	11	5	5	5	15	13	12
New York Red Bulls	1	1	15	12	4	7	19	3	17	17
Philadelphia Union	12	10	7	10	10	6	10	9	7	4
Portland Timbers	3	2	9	5	5	8	4	4	9	12
Real Salt Lake	2	4	8	2	5	13	10	14	11	7
San Jose Earthquakes	16	14	10	15	19	12	8	8	3	8
Seattle Sounders FC	12	15	14	16	10	4	9	6	10	15
Toronto FC	17	17	18	19	5	9	7	10	12	1
Vancouver Whitecaps FC	4	6	11	6	15	16	13	11	17	14

Overall Records				
Team	W	L	T	Pct
Portland Timbers	14	5	15	0.632
New York Red Bulls	17	9	8	0.618
Sporting Kansas City	17	10	7	0.603
Real Salt Lake	16	10	8	0.588
LA Galaxy	15	11	8	0.559
New England Revolution	14	11	9	0.544
Houston Dynamo	14	11	9	0.544
Colorado Rapids	14	11	9	0.544
San Jose Earthquakes	14	11	9	0.544
Seattle Sounders FC	15	12	7	0.544
Montreal Impact	14	13	7	0.515
Chicago Fire	14	13	7	0.515
Vancouver Whitecaps FC	13	12	9	0.515
Philadelphia Union	12	12	10	0.5
FC Dallas	11	12	11	0.485
Columbus Crew	12	17	5	0.426
Toronto FC	6	17	11	0.338
Chivas USA	6	20	8	0.294
D.C. United	3	24	7	0.191

HOME RECORDS				
TEAM	W	L	T	PCT
Portland Timbers	11	1	5	0.794
San Jose Earthquakes	11	1	5	0.794
New York Red Bulls	11	2	4	0.765
LA Galaxy	11	2	4	0.765
Seattle Sounders FC	10	2	5	0.735
Colorado Rapids	10	3	4	0.706
Real Salt Lake	10	3	4	0.706
Montreal Impact	10	4	3	0.676
Chicago Fire	10	4	3	0.676
FC Dallas	9	3	5	0.676
Vancouver Whitecaps FC	9	3	5	0.676
Houston Dynamo	9	4	4	0.647
Sporting Kansas City	9	5	3	0.618
New England Revolution	8	5	4	0.588
Philadelphia Union	7	5	5	0.559
Columbus Crew	7	7	3	0.5
Toronto FC	4	5	8	0.471
Chivas USA	5	8	4	0.412
D.C. United	3	10	4	0.294

ROAD RECORDS				
TEAM	W	L	T	PCT
Sporting Kansas City	8	5	4	0.588
New England Revolution	6	6	5	0.5
New York Red Bulls	6	7	4	0.471
Real Salt Lake	6	7	4	0.471
Portland Timbers	3	4	10	0.471
Philadelphia Union	5	7	5	0.441
Houston Dynamo	5	7	5	0.441
Colorado Rapids	4	8	5	0.382
Columbus Crew	5	10	2	0.353
Seattle Sounders FC	5	10	2	0.353
Montreal Impact	4	9	4	0.353
Chicago Fire	4	9	4	0.353
LA Galaxy	4	9	4	0.353
Vancouver Whitecaps FC	4	9	4	0.353
FC Dallas	2	9	6	0.294
San Jose Earthquakes	3	10	4	0.294
Toronto FC	2	12	3	0.206
Chivas USA	1	12	4	0.176
D.C. United	0	14	3	0.088

## MLS 2013 LEADERS

Overall Win-Loss Breakdown												
Team	Home				Road				Home		Road	
	W	L	T	Pct	W	L	T	Pct	GF	GA	GF	GA
Chicago Fire	10	4	3	0.676	4	9	4	0.353	29	21	18	31
Chivas USA	5	8	4	0.412	1	12	4	0.176	17	29	13	38
Colorado Rapids	10	3	4	0.706	4	8	5	0.382	30	16	15	22
Columbus Crew	7	7	3	0.5	5	10	2	0.353	19	13	23	33
FC Dallas	9	3	5	0.676	2	9	6	0.294	29	22	19	30
D.C. United	3	10	4	0.294	0	14	3	0.088	16	29	6	30
Houston Dynamo	9	4	4	0.647	5	7	5	0.441	24	17	17	24
Sporting Kansas City	9	5	3	0.618	8	5	4	0.588	29	15	18	15
LA Galaxy	11	2	4	0.765	4	9	4	0.353	32	8	21	30
Montreal Impact	10	4	3	0.676	4	9	4	0.353	31	20	19	29
New England Revolution	8	5	4	0.588	6	6	5	0.5	29	16	20	22
New York Red Bulls	11	2	4	0.765	6	7	4	0.471	34	16	24	25
Philadelphia Union	7	5	5	0.559	5	7	5	0.441	23	18	19	26
Portland Timbers	11	1	5	0.794	3	4	10	0.471	29	11	25	22
Real Salt Lake	10	3	4	0.706	6	7	4	0.471	31	16	26	25
San Jose Earthquakes	11	1	5	0.794	3	10	4	0.294	23	13	12	29
Seattle Sounders FC	10	2	5	0.735	5	10	2	0.353	29	15	13	27
Toronto FC	4	5	8	0.471	2	12	3	0.206	23	22	7	25
Vancouver Whitecaps FC	9	3	5	0.676	4	9	4	0.353	32	19	21	26

## MLS 2013 LEADERS

TEAM GOALS SCORED INTERVALS									
	GP	G	15-JAN	16-30	31-45	46-60	61-75	76-90	OT
New York Red Bulls	34	58	9	9	7	8	5	20	0
Real Salt Lake	34	57	7	3	12	11	5	19	0
Portland Timbers	34	54	3	7	10	13	5	16	0
LA Galaxy	34	53	7	9	9	3	11	14	0
Vancouver Whitecaps FC	34	53	6	4	9	7	13	14	0
Montreal Impact	34	50	5	5	13	9	7	11	0
New England Revolution	34	49	6	5	4	8	10	16	0
FC Dallas	34	48	5	5	4	8	10	16	0
Sporting Kansas City	34	47	7	5	9	9	6	11	0
Chicago Fire	34	47	7	9	6	8	6	11	0
Colorado Rapids	34	45	7	4	7	8	10	9	0
Columbus Crew	34	42	8	5	3	7	12	7	0
Seattle Sounders FC	34	42	6	11	7	4	7	7	0
Philadelphia Union	34	42	6	7	5	5	5	14	0
Houston Dynamo	34	41	3	7	6	6	5	14	0
San Jose Earthquakes	34	35	4	5	3	8	4	11	0
Chivas USA	34	30	6	4	2	8	3	7	0
Toronto FC	34	30	4	8	3	3	5	7	0
D.C. United	34	22	5	5	4	3	2	3	0

TEAM GOALS ALLOWED INTERVALS									
	GP	G	15-JAN	16-30	31-45	46-60	61-75	76-90	OT
Sporting Kansas City	34	30	2	5	6	7	4	6	0
Portland Timbers	34	33	6	9	2	7	3	6	0
Colorado Rapids	34	38	7	3	7	5	10	6	0
New England Revolution	34	38	7	4	5	7	4	11	0
LA Galaxy	34	38	1	6	4	5	4	18	0
New York Red Bulls	34	41	7	2	6	4	5	17	0
Houston Dynamo	34	41	3	2	9	10	12	5	0
Real Salt Lake	34	41	7	4	5	6	6	13	0
San Jose Earthquakes	34	42	3	10	7	7	8	7	0
Seattle Sounders FC	34	42	7	6	11	8	3	7	0
Philadelphia Union	34	44	6	4	3	6	16	9	0
Vancouver Whitecaps FC	34	45	10	4	4	11	5	11	0
Columbus Crew	34	46	5	7	9	7	4	14	0
Toronto FC	34	47	4	9	9	5	5	15	0
Montreal Impact	34	49	9	10	3	4	8	15	0
Chicago Fire	34	52	7	6	4	9	13	13	0
FC Dallas	34	52	4	8	9	7	9	15	0
D.C. United	34	59	12	11	8	10	4	14	0
Chivas USA	34	67	4	7	12	11	8	25	0



## MLS 2013 LEADERS

CONSECUTIVE MINUTES WITHOUT SCORING A GOAL			
TEAM	MIN	START	END
FC Dallas	465	13-07-04	13-08-11
Toronto FC	423	13-07-03	13-07-27
D.C. United	407	13-06-22	13-07-20
New England Revolution	394	13-03-09	13-04-20
Houston Dynamo	388	13-06-01	13-07-06
Chicago Fire	361	13-04-20	13-05-25
Philadelphia Union	346	13-08-25	13-09-27
Montreal Impact	337	13-09-28	13-10-19
Chicago Fire	334	13-03-03	13-03-24
Toronto FC	322	13-05-08	13-06-01

CONSECUTIVE MINUTES WITHOUT ALLOWING A GOAL			
TEAM	MIN	START	END
Sporting Kansas City	546	13-03-09	13-04-20
San Jose Earthquakes	431	13-09-21	13-10-26
New England Revolution	420	13-05-11	13-06-15
Sporting Kansas City	412	13-09-27	13-10-26
LA Galaxy	338	13-09-29	13-10-27
Portland Timbers	323	13-09-14	13-10-06
Portland Timbers	312	13-03-30	13-04-21
Seattle Sounders FC	311	13-08-17	13-09-07
Houston Dynamo	298	13-04-28	13-05-12
New York Red Bulls	297	13-09-08	13-09-29

## MLS 2013 LEADERS

HOME GOAL-SCORING TOTALS							
TEAM	W	L	T	GF	AVG	GA	AVG
New York Red Bulls	11	2	4	34	2	16	0.94
LA Galaxy	11	2	4	32	1.88	8	0.47
Vancouver Whitecaps FC	9	3	5	32	1.88	19	1.12
Montreal Impact	10	4	3	31	1.82	20	1.18
Real Salt Lake	10	3	4	31	1.82	16	0.94
Colorado Rapids	10	3	4	30	1.76	16	0.94
Seattle Sounders FC	10	2	5	29	1.71	15	0.88
Portland Timbers	11	1	5	29	1.71	11	0.65
Chicago Fire	10	4	3	29	1.71	21	1.24
New England Revolution	8	5	4	29	1.71	16	0.94
Sporting Kansas City	9	5	3	29	1.71	15	0.88
FC Dallas	9	3	5	29	1.71	22	1.29
Houston Dynamo	9	4	4	24	1.41	17	1
Philadelphia Union	7	5	5	23	1.35	18	1.06
Toronto FC	4	5	8	23	1.35	22	1.29
San Jose Earthquakes	11	1	5	23	1.35	13	0.76
Columbus Crew	7	7	3	19	1.12	13	0.76
Chivas USA	5	8	4	17	1	29	1.71
D.C. United	3	10	4	16	0.94	29	1.71

Road Goal-Scoring Totals							
Team	W	L	T	GF	Avg	GA	Avg
Real Salt Lake	6	7	4	26	1.53	25	1.47
Portland Timbers	3	4	10	25	1.47	22	1.29
New York Red Bulls	6	7	4	24	1.41	25	1.47
Columbus Crew	5	10	2	23	1.35	33	1.94
LA Galaxy	4	9	4	21	1.24	30	1.76
Vancouver Whitecaps FC	4	9	4	21	1.24	26	1.53
New England Revolution	6	6	5	20	1.18	22	1.29
Philadelphia Union	5	7	5	19	1.12	26	1.53
Montreal Impact	4	9	4	19	1.12	29	1.71
FC Dallas	2	9	6	19	1.12	30	1.76
Chicago Fire	4	9	4	18	1.06	31	1.82
Sporting Kansas City	8	5	4	18	1.06	15	0.88
Houston Dynamo	5	7	5	17	1	24	1.41
Colorado Rapids	4	8	5	15	0.88	22	1.29
Seattle Sounders FC	5	10	2	13	0.76	27	1.59
Chivas USA	1	12	4	13	0.76	38	2.24
San Jose Earthquakes	3	10	4	12	0.71	29	1.71
Toronto FC	2	12	3	7	0.41	25	1.47
D.C. United	0	14	3	6	0.35	30	1.76



## MLS 2013 LEADERS

FIRST-HALF GOAL-SCORING TOTALS							
TEAM	W	L	T	GF	AVG	GA	AVG
New York Red Bulls	17	9	8	25	0.74	15	0.44
LA Galaxy	15	11	8	25	0.74	11	0.32
Seattle Sounders FC	15	12	7	24	0.71	24	0.71
Montreal Impact	14	13	7	23	0.68	22	0.65
Chicago Fire	14	13	7	22	0.65	17	0.5
Real Salt Lake	16	10	8	22	0.65	16	0.47
Sporting Kansas City	17	10	7	21	0.62	13	0.38
Portland Timbers	14	5	15	20	0.59	17	0.5
Vancouver Whitecaps FC	13	12	9	19	0.56	18	0.53
Philadelphia Union	12	12	10	18	0.53	13	0.38
Colorado Rapids	14	11	9	18	0.53	17	0.5
Columbus Crew	12	17	5	16	0.47	21	0.62
Houston Dynamo	14	11	9	16	0.47	14	0.41
New England Revolution	14	11	9	15	0.44	16	0.47
Toronto FC	6	17	11	15	0.44	22	0.65
D.C. United	3	24	7	14	0.41	31	0.91
FC Dallas	11	12	11	14	0.41	21	0.62
San Jose Earthquakes	14	11	9	12	0.35	20	0.59
Chivas USA	6	20	8	12	0.35	23	0.68

SECOND-HALF GOAL-SCORING TOTALS							
TEAM	W	L	T	GF	AVG	GA	AVG
Real Salt Lake	16	10	8	35	1.03	25	0.74
New England Revolution	14	11	9	34	1	22	0.65
FC Dallas	11	12	11	34	1	31	0.91
Vancouver Whitecaps FC	13	12	9	34	1	27	0.79
Portland Timbers	14	5	15	34	1	16	0.47
New York Red Bulls	17	9	8	33	0.97	26	0.76
LA Galaxy	15	11	8	28	0.82	27	0.79
Montreal Impact	14	13	7	27	0.79	27	0.79
Colorado Rapids	14	11	9	27	0.79	21	0.62
Columbus Crew	12	17	5	26	0.76	25	0.74
Sporting Kansas City	17	10	7	26	0.76	17	0.5
Chicago Fire	14	13	7	25	0.74	35	1.03
Houston Dynamo	14	11	9	25	0.74	27	0.79
Philadelphia Union	12	12	10	24	0.71	31	0.91
San Jose Earthquakes	14	11	9	23	0.68	22	0.65
Seattle Sounders FC	15	12	7	18	0.53	18	0.53
Chivas USA	6	20	8	18	0.53	44	1.29
Toronto FC	6	17	11	15	0.44	25	0.74
D.C. United	3	24	7	8	0.24	28	0.82

## MLS 2013 LEADERS

TEAM TOTAL SHOTS						
TEAM	W	L	T	1ST	2ND	TOT
Chicago Fire	14	13	7	240	265	505
Sporting Kansas City	17	10	7	231	270	501
LA Galaxy	15	11	8	238	251	489
Columbus Crew	12	17	5	224	255	479
Houston Dynamo	14	11	9	221	251	472
Colorado Rapids	14	11	9	224	236	460
Philadelphia Union	12	12	10	201	258	459
Real Salt Lake	16	10	8	207	242	449
Portland Timbers	14	5	15	201	244	445
San Jose Earthquakes	14	11	9	185	254	439
Vancouver Whitecaps FC	13	12	9	191	247	438
FC Dallas	11	12	11	205	225	430
Montreal Impact	14	13	7	173	244	417
Seattle Sounders FC	15	12	7	198	213	411
New York Red Bulls	17	9	8	188	216	404
D.C. United	3	24	7	190	210	400
New England Revolution	14	11	9	171	227	398
Toronto FC	6	17	11	150	194	344
Chivas USA	6	20	8	146	187	333

TEAM TOTAL SHOTS AGAINST						
TEAM	W	L	T	1ST	2ND	TOT
Sporting Kansas City	17	10	7	153	148	301
LA Galaxy	15	11	8	142	184	326
Real Salt Lake	16	10	8	185	209	394
Colorado Rapids	14	11	9	188	207	395
New England Revolution	14	11	9	199	220	419
Houston Dynamo	14	11	9	178	249	427
Portland Timbers	14	5	15	186	243	429
Seattle Sounders FC	15	12	7	217	214	431
Philadelphia Union	12	12	10	210	224	434
San Jose Earthquakes	14	11	9	191	246	437
FC Dallas	11	12	11	207	231	438
Columbus Crew	12	17	5	206	240	446
New York Red Bulls	17	9	8	199	254	453
D.C. United	3	24	7	218	250	468
Toronto FC	6	17	11	213	256	469
Chicago Fire	14	13	7	183	292	475
Montreal Impact	14	13	7	236	259	495
Vancouver Whitecaps FC	13	12	9	239	275	514
Chivas USA	6	20	8	234	288	522



## MLS 2013 LEADERS

RECORD WHEN SCORING FIRST GOAL				
TEAM	W	L	T	PCT
Houston Dynamo	13	0	3	0.906
Seattle Sounders FC	13	0	5	0.861
San Jose Earthquakes	11	1	3	0.833
Portland Timbers	12	0	6	0.833
Sporting Kansas City	15	2	3	0.825
Montreal Impact	11	1	4	0.813
New York Red Bulls	16	3	2	0.81
LA Galaxy	12	2	3	0.794
Philadelphia Union	11	2	3	0.781
Colorado Rapids	11	1	6	0.778
Real Salt Lake	15	3	4	0.773
Chicago Fire	9	2	2	0.769
FC Dallas	9	2	3	0.75
Columbus Crew	11	3	2	0.75
New England Revolution	12	4	3	0.711
Vancouver Whitecaps FC	10	4	1	0.7
Toronto FC	3	1	3	0.643
Chivas USA	5	4	5	0.536
D.C. United	3	4	2	0.444

RECORD WHEN LEADING AT THE HALF				
TEAM	W	L	T	PCT
Chicago Fire	7	0	1	0.938
Real Salt Lake	10	0	2	0.917
Portland Timbers	8	0	2	0.9
LA Galaxy	8	1	0	0.889
Houston Dynamo	7	0	2	0.889
Sporting Kansas City	11	1	1	0.885
Seattle Sounders FC	10	0	4	0.857
San Jose Earthquakes	6	0	3	0.833
New York Red Bulls	9	1	2	0.833
FC Dallas	4	0	2	0.833
Colorado Rapids	7	0	4	0.818
Philadelphia Union	7	1	2	0.8
New England Revolution	7	2	0	0.778
Columbus Crew	7	2	0	0.778
Montreal Impact	9	2	2	0.769
Vancouver Whitecaps FC	7	2	1	0.75
Toronto FC	4	1	1	0.75
D.C. United	2	2	2	0.5
Chivas USA	2	2	4	0.5

RECORD WHEN ALLOWING FIRST GOAL				
TEAM	W	L	T	PCT
Portland Timbers	2	5	5	0.375
Vancouver Whitecaps FC	3	8	7	0.361
Chicago Fire	5	11	4	0.35
LA Galaxy	3	9	3	0.3
San Jose Earthquakes	3	10	4	0.294
FC Dallas	2	10	6	0.278
New England Revolution	2	7	2	0.273
Colorado Rapids	3	10	2	0.267
New York Red Bulls	1	6	3	0.25
Toronto FC	3	16	6	0.24
Sporting Kansas City	2	8	1	0.227
Real Salt Lake	1	7	3	0.227
Montreal Impact	3	12	1	0.219
Philadelphia Union	1	10	4	0.2
Houston Dynamo	1	11	4	0.188
Seattle Sounders FC	2	12	1	0.167
Columbus Crew	1	14	3	0.139
Chivas USA	1	16	2	0.105
D.C. United	0	20	2	0.045

RECORD WHEN TRAILING AT THE HALF				
TEAM	W	L	T	PCT
Chicago Fire	2	4	2	0.375
New England Revolution	2	5	2	0.333
Portland Timbers	0	3	6	0.333
San Jose Earthquakes	3	7	2	0.333
Philadelphia Union	1	4	2	0.286
Houston Dynamo	1	5	2	0.25
Colorado Rapids	2	8	2	0.25
Vancouver Whitecaps FC	0	5	4	0.222
FC Dallas	1	7	2	0.2
Montreal Impact	2	10	1	0.192
LA Galaxy	0	2	1	0.167
Toronto FC	1	10	2	0.154
Real Salt Lake	0	5	2	0.143
Columbus Crew	1	11	2	0.143
Sporting Kansas City	0	4	1	0.1
New York Red Bulls	0	4	1	0.1
Seattle Sounders FC	1	10	0	0.091
Chivas USA	0	13	1	0.036
D.C. United	0	15	0	0

Record in one-goal games												
Team	Regulation-OT				Shootout				Both			
	W	L	T	Pct	W	L	T	Pct	W	L	T	Pct
San Jose Earthquakes	13	4	0	0.765	0	0	0	---	13	4	0	0.765
Houston Dynamo	8	3	0	0.727	0	0	0	---	8	3	0	0.727
Portland Timbers	8	4	0	0.667	0	0	0	---	8	4	0	0.667
Seattle Sounders FC	9	5	0	0.643	0	0	0	---	9	5	0	0.643
New York Red Bulls	9	5	0	0.643	0	0	0	---	9	5	0	0.643
Chicago Fire	10	6	0	0.625	0	0	0	---	10	6	0	0.625
Sporting Kansas City	11	9	0	0.55	0	0	0	---	11	9	0	0.55
Real Salt Lake	7	6	0	0.538	0	0	0	---	7	6	0	0.538
Philadelphia Union	8	7	0	0.533	0	0	0	---	8	7	0	0.533
Montreal Impact	9	8	0	0.529	0	0	0	---	9	8	0	0.529
FC Dallas	6	6	0	0.5	0	0	0	---	6	6	0	0.5
Colorado Rapids	8	9	0	0.471	0	0	0	---	8	9	0	0.471
LA Galaxy	6	7	0	0.462	0	0	0	---	6	7	0	0.462
New England Revolution	6	8	0	0.429	0	0	0	---	6	8	0	0.429
Vancouver Whitecaps FC	5	8	0	0.385	0	0	0	---	5	8	0	0.385
Chivas USA	4	7	0	0.364	0	0	0	---	4	7	0	0.364
Toronto FC	5	12	0	0.294	0	0	0	---	5	12	0	0.294
Columbus Crew	4	11	0	0.267	0	0	0	---	4	11	0	0.267
D.C. United	2	13	0	0.133	0	0	0	---	2	13	0	0.133

## MLS 2013 LEADERS

TEAM WINNING STREAK LEADERS			
TEAM	#	START	STOP
Chicago Fire	3	13-06-19	13-07-03
Chicago Fire	2	13-08-03	13-08-10
Chicago Fire	3	13-10-04	13-10-19
Chivas USA	2	13-03-24	13-03-30
Colorado Rapids	2	13-04-06	13-04-13
Colorado Rapids	2	13-05-04	13-05-11
Colorado Rapids	2	13-06-29	13-07-04
Colorado Rapids	2	13-09-07	13-09-14
Columbus Crew	2	13-08-10	13-08-17
Columbus Crew	3	13-09-14	13-09-29
FC Dallas	3	13-03-17	13-03-30
FC Dallas	2	13-04-13	13-04-20
Houston Dynamo	2	13-03-23	13-03-30
Houston Dynamo	2	13-05-05	13-05-08
Houston Dynamo	2	13-07-06	13-07-13
Houston Dynamo	2	13-09-14	13-09-21
Sporting Kansas City	3	13-03-30	13-04-17
Sporting Kansas City	3	13-07-07	13-07-20
Sporting Kansas City	3	13-08-31	13-09-21
Sporting Kansas City	2	13-10-18	
LA Galaxy	2	13-04-20	13-04-27
LA Galaxy	2	13-07-04	13-07-07
LA Galaxy	3	13-08-17	13-08-31
LA Galaxy	2	13-10-06	13-10-16
Montreal Impact	4	13-03-02	13-03-23
Montreal Impact	3	13-05-11	13-06-01
Montreal Impact	2	13-08-17	13-08-24
New England Revolution	3	13-05-18	13-06-02
New England Revolution	2	13-07-20	13-07-27
New England Revolution	2	13-08-17	13-08-25
New England Revolution	3	13-10-12	
New York Red Bulls	4	13-04-20	13-05-08
New York Red Bulls	2	13-07-27	13-08-03
New York Red Bulls	4	13-08-31	13-09-22
New York Red Bulls	2	13-10-20	
Philadelphia Union	2	13-03-10	13-03-16
Philadelphia Union	2	13-06-05	13-06-23
Philadelphia Union	2	13-09-27	13-10-05
Portland Timbers	2	13-04-06	13-04-14
Portland Timbers	2	13-09-20	13-09-29
Real Salt Lake	2	13-05-04	13-05-08
Real Salt Lake	4	13-06-01	13-06-29
Real Salt Lake	2	13-08-24	13-08-30
San Jose Earthquakes	3	13-07-13	13-08-03
San Jose Earthquakes	3	13-09-21	13-10-09
Seattle Sounders FC	3	13-05-08	13-05-18
Seattle Sounders FC	2	13-06-01	13-06-08
Seattle Sounders FC	3	13-07-28	13-08-10
Seattle Sounders FC	5	13-08-25	13-09-13
Toronto FC	2	13-07-27	13-08-04
Vancouver Whitecaps FC	2	13-03-02	13-03-09
Vancouver Whitecaps FC	3	13-06-15	13-06-29
Vancouver Whitecaps FC	2	13-07-06	13-07-14

TEAM UNDEFEATED STREAK LEADERS			
TEAM	#	START	STOP
Chicago Fire	6	13-05-25	13-07-03
Chicago Fire	4	13-07-20	13-08-10
Chicago Fire	2	13-08-23	13-09-01
Chicago Fire	2	13-09-11	13-09-14
Chicago Fire	4	13-09-28	13-10-19
Chivas USA	4	13-03-10	13-03-30
Chivas USA	3	13-06-29	13-07-07
Chivas USA	2	13-08-25	13-09-01
Chivas USA	2	13-09-08	13-09-14
Colorado Rapids	3	13-03-30	13-04-13
Colorado Rapids	6	13-04-28	13-06-01
Colorado Rapids	9	13-06-29	13-08-17
Colorado Rapids	2	13-09-07	13-09-14
Columbus Crew	4	13-03-16	13-04-14
Columbus Crew	3	13-05-18	13-06-01
Columbus Crew	2	13-08-10	13-08-17
Columbus Crew	3	13-09-14	13-09-29
FC Dallas	9	13-03-17	13-05-11
FC Dallas	2	13-05-25	13-06-01
FC Dallas	3	13-06-22	13-07-04
FC Dallas	3	13-08-21	13-09-07
D.C. United	2	13-03-09	13-03-16
Houston Dynamo	2	13-03-23	13-03-30
Houston Dynamo	5	13-04-14	13-05-08
Houston Dynamo	2	13-05-26	13-06-01
Houston Dynamo	4	13-07-06	13-08-03
Houston Dynamo	5	13-09-14	13-10-09
Sporting Kansas City	5	13-03-16	13-04-17
Sporting Kansas City	3	13-05-12	13-05-26
Sporting Kansas City	6	13-06-22	13-07-20
Sporting Kansas City	3	13-08-31	13-09-21
Sporting Kansas City	4	13-10-05	
LA Galaxy	4	13-03-03	13-03-30
LA Galaxy	2	13-04-20	13-04-27
LA Galaxy	2	13-06-19	13-06-23
LA Galaxy	2	13-07-04	13-07-07
LA Galaxy	4	13-08-11	13-08-31
LA Galaxy	2	13-09-14	13-09-21
LA Galaxy	4	13-10-06	
Montreal Impact	4	13-03-02	13-03-23
Montreal Impact	3	13-04-14	13-05-04
Montreal Impact	3	13-05-11	13-06-01
Montreal Impact	2	13-07-03	13-07-07
Montreal Impact	2	13-07-20	13-07-27
Montreal Impact	4	13-08-17	13-09-08
New England Revolution	2	13-04-27	13-05-02
New England Revolution	5	13-05-11	13-06-08
New England Revolution	2	13-06-29	13-07-06
New England Revolution	2	13-07-20	13-07-27
New England Revolution	3	13-08-17	13-08-30
New England Revolution	6	13-09-21	

## MLS 2013 LEADERS

TEAM UNDEFEATED STREAK LEADERS (CONT'D)			
TEAM	#	START	STOP
New York Red Bulls	7	13-04-20	13-05-26
New York Red Bulls	4	13-07-13	13-08-03
New York Red Bulls	8	13-08-31	
Philadelphia Union	2	13-03-10	13-03-16
Philadelphia Union	3	13-04-06	13-04-21
Philadelphia Union	2	13-05-04	13-05-11
Philadelphia Union	5	13-06-01	13-07-03
Philadelphia Union	3	13-07-12	13-07-27
Philadelphia Union	2	13-08-10	13-08-17
Philadelphia Union	3	13-09-27	13-10-12
Portland Timbers	15	13-03-16	13-06-23
Portland Timbers	2	13-07-13	13-07-20
Portland Timbers	3	13-08-03	13-08-21
Portland Timbers	8	13-09-07	
Real Salt Lake	2	13-04-13	13-04-20
Real Salt Lake	2	13-05-04	13-05-08
Real Salt Lake	8	13-05-19	13-07-13
Real Salt Lake	2	13-08-03	13-08-10
Real Salt Lake	3	13-08-21	13-08-30
Real Salt Lake	4	13-09-28	
San Jose Earthquakes	3	13-03-10	13-03-23
San Jose Earthquakes	4	13-04-21	13-05-08
San Jose Earthquakes	3	13-07-13	13-08-03
San Jose Earthquakes	2	13-08-18	13-08-24
San Jose Earthquakes	7	13-09-08	
Seattle Sounders FC	6	13-04-13	13-05-18
Seattle Sounders FC	2	13-06-01	13-06-08
Seattle Sounders FC	4	13-07-20	13-08-10
Seattle Sounders FC	7	13-08-25	13-09-29
Toronto FC	4	13-03-30	13-04-20
Toronto FC	3	13-06-01	13-06-22
Toronto FC	3	13-07-20	13-08-04
Toronto FC	2	13-08-24	13-08-30
Vancouver Whitecaps FC	2	13-03-02	13-03-09
Vancouver Whitecaps FC	2	13-04-06	13-04-13
Vancouver Whitecaps FC	3	13-05-11	13-06-01
Vancouver Whitecaps FC	6	13-06-15	13-07-14
Vancouver Whitecaps FC	2	13-08-03	13-08-10
Vancouver Whitecaps FC	2	13-09-14	13-09-21
Vancouver Whitecaps FC	2	13-10-06	13-10-09

## MLS 2013 LEADERS

TEAM LOSING STREAK LEADERS			
TEAM	#	START	STOP
Chicago Fire	2	13-03-03	13-03-09
Chicago Fire	3	13-04-27	13-05-18
Chicago Fire	2	13-07-07	13-07-14
Chivas USA	2	13-04-13	13-04-20
Chivas USA	7	13-05-05	13-06-23
Chivas USA	2	13-07-28	13-08-03
Chivas USA	5	13-09-21	
Colorado Rapids	2	13-03-02	13-03-10
Colorado Rapids	3	13-06-15	13-06-23
Columbus Crew	2	13-05-04	13-05-11
Columbus Crew	3	13-06-22	13-07-04
Columbus Crew	3	13-07-20	13-08-03
Columbus Crew	2	13-08-24	13-08-31
Columbus Crew	3	13-10-05	
FC Dallas	2	13-07-07	13-07-13
FC Dallas	3	13-09-14	13-09-29
D.C. United	7	13-03-23	13-05-11
D.C. United	2	13-05-25	13-06-02
D.C. United	2	13-06-29	13-07-03
D.C. United	2	13-07-20	13-07-27
D.C. United	2	13-08-10	13-08-17
D.C. United	2	13-08-31	13-09-08
D.C. United	3	13-09-21	13-10-04
D.C. United	2	13-10-18	
Houston Dynamo	2	13-05-12	13-05-18
Houston Dynamo	2	13-09-04	13-09-08
Sporting Kansas City	2	13-04-20	13-04-27
Sporting Kansas City	2	13-07-27	13-08-03
Sporting Kansas City	2	13-08-18	13-08-23
LA Galaxy	2	13-05-05	13-05-11
LA Galaxy	2	13-06-02	13-06-08
Montreal Impact	2	13-08-03	13-08-10
Montreal Impact	2	13-09-14	13-09-21
Montreal Impact	3	13-10-04	13-10-16
New England Revolution	2	13-07-13	13-07-17
New England Revolution	2	13-08-04	13-08-10
New England Revolution	2	13-09-08	13-09-14
New York Red Bulls	2	13-06-01	13-06-23
Philadelphia Union	2	13-09-08	13-09-14
Philadelphia Union	2	13-10-19	
Portland Timbers	2	13-08-25	13-08-30
Real Salt Lake	2	13-07-20	13-07-27
Real Salt Lake	2	13-09-13	13-09-21
San Jose Earthquakes	2	13-05-25	13-06-01
San Jose Earthquakes	2	13-07-03	13-07-06
Seattle Sounders FC	2	13-03-23	13-03-30
Seattle Sounders FC	2	13-07-06	13-07-13
Seattle Sounders FC	4	13-10-05	13-10-19
Toronto FC	5	13-04-27	13-05-25
Toronto FC	2	13-07-13	13-07-17
Toronto FC	2	13-08-10	13-08-17
Toronto FC	2	13-09-14	13-09-21
Toronto FC	2	13-10-05	13-10-19
Vancouver Whitecaps FC	2	13-03-23	13-03-30
Vancouver Whitecaps FC	2	13-07-20	13-07-27
Vancouver Whitecaps FC	2	13-08-17	13-08-24



## MLS 2013 LEADERS

TEAM HOME WINNING STREAK LEADERS			
TEAM	#	START	STOP
Chicago Fire	2	13-04-07	13-04-20
Chicago Fire	2	13-06-19	13-07-03
Chicago Fire	3	13-07-20	13-08-23
Chivas USA	2	13-03-10	13-03-30
Chivas USA	2	13-08-25	13-09-08
Colorado Rapids	2	13-05-04	13-05-25
Colorado Rapids	2	13-07-17	13-07-27
Colorado Rapids	4	13-08-17	
Columbus Crew	2	13-08-10	13-08-17
Columbus Crew	2	13-09-04	13-09-21
FC Dallas	5	13-03-02	13-04-20
FC Dallas	2	13-05-11	13-05-25
Houston Dynamo	4	13-03-02	13-04-14
Houston Dynamo	2	13-08-03	13-08-17
Houston Dynamo	2	13-09-21	13-10-04
Sporting Kansas City	2	13-03-30	13-04-05
Sporting Kansas City	3	13-08-10	13-09-07
LA Galaxy	2	13-03-23	13-04-20
LA Galaxy	5	13-07-04	13-08-31
LA Galaxy	2	13-10-06	13-10-16
Montreal Impact	2	13-03-16	13-03-23
Montreal Impact	4	13-04-27	13-06-19
Montreal Impact	3	13-07-27	13-08-24
New England Revolution	2	13-05-25	13-06-02
New England Revolution	2	13-08-17	13-08-25
New York Red Bulls	3	13-04-20	13-05-19
New York Red Bulls	3	13-06-30	13-07-27
New York Red Bulls	3	13-08-31	13-09-22
Philadelphia Union	3	13-05-18	13-06-23
Portland Timbers	2	13-04-06	13-04-14
Portland Timbers	4	13-05-12	13-07-13
Portland Timbers	4	13-09-07	13-10-13
Real Salt Lake	2	13-03-30	13-04-20
Real Salt Lake	3	13-06-01	13-06-22
Real Salt Lake	3	13-08-10	13-08-30
San Jose Earthquakes	2	13-03-10	13-03-23
San Jose Earthquakes	6	13-06-29	13-09-08
San Jose Earthquakes	2	13-10-09	
Seattle Sounders FC	4	13-05-11	13-07-03
Seattle Sounders FC	6	13-07-28	13-09-13
Toronto FC	2	13-09-28	
Vancouver Whitecaps FC	2	13-03-02	13-03-09
Vancouver Whitecaps FC	4	13-06-15	13-07-14

## MLS 2013 LEADERS

TEAM HOME UNDEFEATED STREAK LEADERS			
TEAM	#	START	STOP
Chicago Fire	2	13-04-07	13-04-20
Chicago Fire	4	13-06-02	13-07-03
Chicago Fire	7	13-07-20	
Chivas USA	2	13-03-10	13-03-30
Chivas USA	3	13-06-29	13-08-11
Chivas USA	3	13-08-25	13-09-14
Colorado Rapids	2	13-03-30	13-04-06
Colorado Rapids	3	13-05-04	13-06-01
Colorado Rapids	9	13-07-04	
Columbus Crew	3	13-03-16	13-04-27
Columbus Crew	2	13-06-01	13-06-15
Columbus Crew	2	13-08-10	13-08-17
Columbus Crew	2	13-09-04	13-09-21
FC Dallas	10	13-03-02	13-07-04
FC Dallas	3	13-08-11	13-09-07
D.C. United	3	13-08-03	13-09-14
Houston Dynamo	5	13-03-02	13-04-28
Houston Dynamo	5	13-06-22	13-08-17
Houston Dynamo	3	13-09-21	13-10-09
Sporting Kansas City	3	13-03-16	13-04-05
Sporting Kansas City	3	13-06-29	13-07-13
Sporting Kansas City	3	13-08-10	13-09-07
LA Galaxy	4	13-03-03	13-04-20
LA Galaxy	7	13-05-26	13-08-31
LA Galaxy	4	13-09-21	
Montreal Impact	7	13-03-16	13-06-19
Montreal Impact	5	13-07-07	13-08-24
New England Revolution	5	13-05-11	13-07-06
New England Revolution	2	13-08-17	13-08-25
New England Revolution	3	13-09-21	
New York Red Bulls	2	13-03-16	13-03-30
New York Red Bulls	4	13-04-20	13-05-26
New York Red Bulls	9	13-06-30	
Philadelphia Union	3	13-03-16	13-05-04
Philadelphia Union	6	13-05-18	13-07-20
Philadelphia Union	2	13-08-10	13-08-31
Portland Timbers	15	13-04-06	
Real Salt Lake	3	13-03-16	13-04-20
Real Salt Lake	6	13-05-04	13-07-03
Real Salt Lake	3	13-08-10	13-08-30
Real Salt Lake	2	13-10-05	
San Jose Earthquakes	16	13-03-10	
Seattle Sounders FC	14	13-03-16	13-09-29
Toronto FC	4	13-03-09	13-04-20
Toronto FC	3	13-07-03	13-07-27
Toronto FC	2	13-08-30	13-09-11
Toronto FC	2	13-09-28	
Vancouver Whitecaps FC	10	13-03-02	13-07-14
Vancouver Whitecaps FC	2	13-10-06	



## MLS 2013 LEADERS

TEAM HOME LOSING STREAK LEADERS			
TEAM	#	START	STOP
Chicago Fire	2	13-03-09	13-03-24
Chivas USA	3	13-05-19	13-06-23
Chivas USA	2	13-09-29	
Columbus Crew	2	13-05-04	13-05-11
Columbus Crew	2	13-10-05	
FC Dallas	2	13-09-29	13-10-12
D.C. United	4	13-03-23	13-05-08
D.C. United	2	13-05-25	13-06-15
D.C. United	2	13-06-29	13-07-27
Houston Dynamo	2	13-05-12	13-05-18
Montreal Impact	3	13-09-14	13-10-12
New England Revolution	2	13-07-13	13-08-04
Toronto FC	2	13-04-27	13-05-18

TEAM ROAD WINNING STREAK LEADERS			
TEAM	#	START	STOP
Chicago Fire	2	13-10-04	13-10-12
Columbus Crew	2	13-09-14	13-09-29
Houston Dynamo	2	13-05-05	13-05-08
Sporting Kansas City	2	13-07-07	13-07-20
Sporting Kansas City	2	13-09-21	13-10-05
Montreal Impact	2	13-03-02	13-03-09
New England Revolution	2	13-07-20	13-07-27
New England Revolution	2	13-10-12	
New York Red Bulls	3	13-04-13	13-05-04
Real Salt Lake	3	13-05-19	13-07-13
San Jose Earthquakes	2	13-09-21	13-09-29
Vancouver Whitecaps FC	2	13-09-21	13-10-09

## MLS 2013 LEADERS

TEAM ROAD UNDEFEATED STREAK LEADERS			
TEAM	#	START	STOP
Chicago Fire	2	13-05-25	13-06-22
Chicago Fire	2	13-07-27	13-08-03
Chicago Fire	2	13-10-04	13-10-12
Chivas USA	2	13-03-17	13-03-24
Chivas USA	2	13-07-04	13-07-07
Colorado Rapids	4	13-04-13	13-05-18
Colorado Rapids	3	13-06-29	13-08-11
Columbus Crew	2	13-03-23	13-04-14
Columbus Crew	2	13-05-18	13-05-26
Columbus Crew	2	13-09-14	13-09-29
FC Dallas	3	13-03-30	13-04-27
Houston Dynamo	5	13-04-20	13-06-01
Houston Dynamo	3	13-09-14	
Sporting Kansas City	2	13-03-23	13-04-17
Sporting Kansas City	5	13-05-12	13-07-20
Sporting Kansas City	4	13-09-21	
LA Galaxy	3	13-08-11	13-09-14
Montreal Impact	2	13-03-02	13-03-09
Montreal Impact	3	13-08-31	13-09-28
New England Revolution	2	13-05-02	13-05-18
New England Revolution	2	13-07-20	13-07-27
New England Revolution	3	13-10-05	
New York Red Bulls	4	13-04-13	13-05-11
New York Red Bulls	2	13-07-20	13-08-03
New York Red Bulls	3	13-09-08	
Philadelphia Union	2	13-04-06	13-04-21
Philadelphia Union	2	13-06-01	13-07-03
Philadelphia Union	2	13-07-27	13-08-17
Philadelphia Union	2	13-09-27	13-10-12
Portland Timbers	9	13-03-16	13-06-19
Portland Timbers	3	13-09-14	
Real Salt Lake	2	13-04-13	13-05-08
Real Salt Lake	3	13-05-19	13-07-13
Real Salt Lake	2	13-09-28	
San Jose Earthquakes	3	13-09-21	
Seattle Sounders FC	3	13-04-20	13-05-08
Seattle Sounders FC	2	13-08-31	13-09-21
Toronto FC	2	13-06-15	13-06-22
Vancouver Whitecaps FC	2	13-06-29	13-07-03
Vancouver Whitecaps FC	3	13-09-14	13-10-09



## MLS 2013 LEADERS

TEAM ROAD LOSING STREAK LEADERS			
TEAM	#	START	STOP
Chicago Fire	3	13-04-14	13-05-18
Chicago Fire	2	13-08-17	13-09-07
Chivas USA	5	13-04-20	13-06-19
Chivas USA	3	13-07-12	13-08-03
Chivas USA	4	13-09-04	
Colorado Rapids	2	13-06-19	13-06-23
Colorado Rapids	3	13-09-20	
Columbus Crew	7	13-06-05	13-09-07
FC Dallas	2	13-08-03	13-08-17
FC Dallas	2	13-09-14	13-09-22
D.C. United	4	13-04-05	13-06-02
D.C. United	8	13-07-20	
Houston Dynamo	2	13-03-17	13-04-06
Houston Dynamo	2	13-06-19	13-06-30
Houston Dynamo	2	13-08-10	13-08-24
Sporting Kansas City	3	13-07-27	13-08-23
LA Galaxy	3	13-05-19	13-06-08
LA Galaxy	3	13-06-29	13-07-27
Montreal Impact	3	13-07-13	13-08-10
Montreal Impact	3	13-10-04	
New York Red Bulls	3	13-03-10	13-04-07
New York Red Bulls	2	13-06-23	13-07-04
New York Red Bulls	2	13-08-10	13-08-25
Philadelphia Union	2	13-08-25	13-09-08
Portland Timbers	3	13-07-27	13-08-30
Real Salt Lake	3	13-03-09	13-04-06
San Jose Earthquakes	2	13-03-30	13-04-14
San Jose Earthquakes	3	13-05-11	13-06-01
San Jose Earthquakes	4	13-06-22	13-08-10
Seattle Sounders FC	2	13-03-23	13-03-30
Seattle Sounders FC	3	13-06-22	13-07-13
Seattle Sounders FC	3	13-10-05	
Toronto FC	2	13-03-02	13-03-16
Toronto FC	3	13-05-04	13-05-25
Toronto FC	2	13-07-13	13-07-17
Toronto FC	4	13-09-07	
Vancouver Whitecaps FC	2	13-03-23	13-03-30
Vancouver Whitecaps FC	2	13-04-20	13-05-04
Vancouver Whitecaps FC	2	13-08-17	13-09-07

## MLS 2013 LEADERS

OWN GOALS					
DATE	REC	TM OFF	TM	MIN	PLAYER
13-03-02	HOU	2 vs DC	0	80	James Riley
13-03-03	POR	3 vs NY	3	83	Jamison Olave
13-03-24	CHV	4 at CHI	1	89	Jalil Anibaba
13-03-30	CHV	2 vs VAN	1	11	Jun Marques Davidson
13-04-20	NE	1 at NY	4	6	Brandon Barklage
13-04-20	DAL	2 vs VAN	0	29	Brad Rusin
13-04-27	DAL	2 at VAN	2	9	Andy O'Brien
13-05-11	RSL	2 at MTL	3	7	Matteo Ferrari
13-05-15	LA	4 at PHI	1	3	Zac MacMath
13-06-01	NY	1 vs VAN	2	51	Greg Klazura
13-06-01	SEA	2 at CHV	0	33	Mario de Luna
13-06-02	CHI	2 vs DC	0	9	Nick DeLeon
13-06-15	TOR	2 at DC	1	41	Daniel Woolard
13-06-22	KC	2 at DAL	2	57	Je-Vaughn Watson
13-07-03	SJ	2 at CHI	3	72	Joel Lindpere
13-07-17	COL	2 vs NE	1	67	Jose Goncalves
13-08-03	CLB	1 at HOU	3	75	Kofi Sarkodie
13-08-10	SEA	2 at TOR	1	40	Doneil Henry
13-09-01	CHI	1 vs HOU	1	36	Bobby Boswell
13-09-07	SEA	2 vs CHI	1	89	Gonzalo Segares
13-09-14	COL	2 vs DAL	1	65	Matt Hedges
13-09-21	DC	1 at NE	2	11	Scott Caldwell
13-09-22	NY	1 vs DAL	0	76	Erick
13-09-28	TOR	4 vs DC	1	71	Conor Shanosky

PENALTY KICK SUMMARY							
DATE	TEAM	OPP	SHOOTER	KEEPER	RES	MN	
13-03-02	HOU	2 vs DC	0	Brad Davis	Bill Hamid	S	40
13-03-09	TOR	2 vs KC	1	Robert Earnshaw	Jimmy Nielsen	G	21
13-03-10	SJ	2 vs NY	1	Chris Wondolowski	Luis Robles	G	92+
13-03-16	TOR	1 at MTL	2	Robert Earnshaw	Troy Perkins	G	68
13-03-16	MTL	2 vs TOR	1	Patrice Bernier	Joseph Bendik	G	34
13-03-23	LA	1 vs COL	0	Mike Magee	Clint Irwin	G	50
13-03-30	POR	2 at COL	2	Will Johnson	Clint Irwin	G	71
13-03-30	COL	2 vs POR	2	Hendry Thomas	Donovan Ricketts	G	48
13-04-06	RSL	0 at COL	1	Alvaro Saborio	Clint Irwin	S	9
13-04-07	CHI	3 vs NY	1	Chris Rolfe	Luis Robles	WL	25
13-04-13	LA	0 at DAL	1	Landon Donovan	Raul Fernandez	S	69
13-04-13	DAL	1 vs LA	0	Kenny Cooper	Carlo Cudicini	S	61
13-04-13	VAN	1 vs RSL	1	Camilo Sanvezzo	Nick Rimando	G	84
13-04-13	COL	1 at CHV	0	Deshorn Brown	Dan Kennedy	G	7
13-04-13	CHV	0 vs COL	1	Jose Correa	Clint Irwin	C	36
13-04-20	CHV	0 at RSL	1	Edgar Mejia	Nick Rimando	S	36
13-04-27	CLB	3 vs DC	0	Federico Higuain	Bill Hamid	G	47+
13-05-04	CLB	0 vs NY	1	Federico Higuain	Luis Robles	S	72
13-05-05	LA	0 vs HOU	1	Landon Donovan	Tally Hall	S	25
13-05-05	KC	4 vs CHV	0	Claudio Bieler	Patrick McLain	G	57
13-05-08	NE	1 vs RSL	2	Saer Sene	Nick Rimando	S	92+
13-05-08	DAL	1 vs POR	1	Kenny Cooper	Donovan Ricketts	G	77
13-05-18	POR	2 at VAN	2	Will Johnson	Brad Knighton	G	52
13-05-26	LA	4 vs SEA	0	Robbie Keane	Michael Gspurning	G	34
13-05-26	LA	4 vs SEA	0	Robbie Keane	Michael Gspurning	G	44



## MLS INDIVIDUAL SINGLE-SEASON LEADERS (1996-2013)

### PENALTY KICK SUMMARY (CONT'D)

DATE	TEAM	OPP	SHOOTER	KEEPER	RES	MN	
13-05-26	CLB	2 at NY	2	Federico Higuain	Luis Robles	G	74
13-06-01	CLB	1 vs HOU	1	Federico Higuain	Tally Hall	G	69
13-06-01	KC	1 vs MTL	2	Claudio Bieler	Troy Perkins	G	49+
13-06-08	SEA	3 vs VAN	2	Servando Carrasco	Brad Knighton	G	70
13-06-15	VAN	4 vs NE	3	Camilo Sanvezzo	Bobby Shuttleworth	G	25
13-06-15	DC	1 vs TOR	2	Dwayne De Rosario	Joseph Bendik	G	19
13-06-19	HOU	0 at MTL	2	Giles Barnes	Troy Perkins	H	22
13-06-19	CHI	2 vs COL	1	Mike Magee	Clint Irwin	G	23
13-06-22	CLB	1 vs CHI	2	Federico Higuain	Sean Johnson	G	7
13-06-22	KC	2 at DAL	2	Kei Kamara	Raul Fernandez	G	43
13-06-22	DC	1 vs SJ	0	Chris Pontius	Jon Busch	G	11
13-06-29	VAN	1 at DC	0	Camilo Sanvezzo	Bill Hamid	G	48
13-07-03	RSL	2 vs PHI	2	Javier Morales	Zac MacMath	G	97+
13-07-04	LA	2 vs CLB	1	Robbie Keane	Andy Gruenebaum	G	85
13-07-04	LA	2 vs CLB	1	Robbie Keane	Andy Gruenebaum	G	92+
13-07-07	MTL	1 vs CHV	1	Patrice Bernier	Dan Kennedy	G	80
13-07-07	CLB	1 vs POR	0	Federico Higuain	Donovan Ricketts	WL	12
13-07-13	NY	4 vs MTL	0	Peguy Luyindula	Troy Perkins	G	88
13-07-20	CHI	4 vs DC	1	Mike Magee	Joe Willis	G	56
13-07-27	RSL	3 at NY	4	Alvaro Saborio	Luis Robles	G	45
13-07-27	NY	4 vs RSL	3	Fabian Espindola	Jeff Attinella	G	23
13-07-27	NY	4 vs RSL	3	Fabian Espindola	Jeff Attinella	G	89
13-07-27	SJ	2 vs POR	1	Victor Bernardez	Donovan Ricketts	G	55
13-08-03	RSL	2 at COL	2	Alvaro Saborio	Clint Irwin	G	21
13-08-03	HOU	3 vs CLB	1	Brad Davis	Matt Lampson	G	10
13-08-03	SEA	3 vs DAL	0	Brad Evans	Raul Fernandez	G	94+
13-08-10	CLB	2 vs NY	0	Federico Higuain	Luis Robles	G	62
13-08-10	RSL	1 vs HOU	0	Alvaro Saborio	Tally Hall	G	37
13-08-11	COL	1 at CHV	1	Deshorn Brown	Dan Kennedy	S	28
13-08-21	RSL	3 at POR	3	Javier Morales	Donovan Ricketts	G	43
13-08-21	POR	3 vs RSL	3	Diego Valeri	Jeff Attinella	G	57
13-08-24	DAL	2 vs SJ	2	Michel	Jon Busch	G	72
13-08-25	CHV	3 vs NY	2	Erick Torres	Luis Robles	G	47+
13-08-31	DC	1 at NY	2	Dwayne De Rosario	Luis Robles	S	73
13-08-31	LA	3 vs SJ	0	Robbie Keane	Jon Busch	G	43
13-09-04	CLB	2 vs HOU	0	Ryan Finley	Tally Hall	S	50
13-09-07	SEA	2 vs CHI	1	Osvaldo Alonso	Sean Johnson	S	30
13-09-07	KC	3 vs CLB	0	Claudio Bieler	Matt Lampson	G	7
13-09-08	MTL	4 at NE	2	Patrice Bernier	Bobby Shuttleworth	G	8
13-09-08	MTL	4 at NE	2	Patrice Bernier	Bobby Shuttleworth	G	33
13-09-21	VAN	3 at MTL	0	Kenny Miller	Troy Perkins	G	7
13-09-21	CLB	3 vs CHI	0	Federico Higuain	Sean Johnson	G	70
13-09-21	HOU	5 vs CHV	1	Boniek Garcia	Dan Kennedy	G	91+
13-09-21	NE	2 vs DC	1	Lee Nguyen	Bill Hamid	S	57
13-09-21	NE	2 vs DC	1	Lee Nguyen	Bill Hamid	G	83
13-09-28	CHI	2 vs MTL	2	Mike Magee	Troy Perkins	C	79
13-09-29	SEA	1 vs NY	1	Brad Evans	Luis Robles	G	45
13-10-05	NE	2 at NY	2	Lee Nguyen	Luis Robles	G	85
13-10-12	DAL	2 vs CHI	3	Kenny Cooper	Sean Johnson	G	75
13-10-19	VAN	2 at COL	3	Camilo Sanvezzo	Clint Irwin	G	75
13-10-19	COL	3 vs VAN	2	Gabriel Torres	David Ousted	G	41
13-10-19	CHI	1 vs TOR	0	Mike Magee	Stefan Frei	G	64
13-10-19	NE	3 vs CLB	2	Chris Tierney	Matt Lampson	G	69
13-10-23	RSL	2 vs CHV	1	Alvaro Saborio	Tim Melia	G	49
13-10-27	HOU	2 at DC	1	Boniek Garcia	Bill Hamid	G	11
13-10-27	VAN	3 vs COL	0	Camilo Sanvezzo	Clint Irwin	G	43

## GAMES PLAYED

31 players tied with 34

GAMES STARTED

23 players tied with 34

## MINUTES PLAYED

YEAR	PLAYER	TEAM	MIN
13 players tied with 3060			

## GOALS

YEAR	PLAYER	TEAM	GP	GOALS
1996	Roy Lassiter	TB	30	27
2012	Chris Wondolowski	SJ	32	27
1998	Stern John	CLB	27	26
2000	Mamadou Diallo	TB	28	26
2002	Carlos Ruiz	LA	26	24

## ASSISTS

YEAR	PLAYER	TEAM	GP	ASTS
2000	Carlos Valderrama	TB	32	26
1996	Marco Etcheverry	DC	26	19
1997	Carlos Valderrama	TB	20	19
1998	Marco Etcheverry	DC	29	19
2002	Steve Ralston	NE	27	19
2008	Guillermo Barros Schelotto	CLB	27	19

## SHOTS

YEAR	PLAYER	TEAM	GP	SHOTS
2000	Mamadou Diallo	TB	28	152
1996	Preki	KC	32	140
2012	Kei Kamara	KC	33	134
2000	Ante Razov	CHI	24	127
2012	Chris Wondolowski	SJ	32	127

## SHOTS ON GOAL

YEAR	PLAYER	TEAM	GP	SOG
2000	Mamadou Diallo	TB	28	76
2003	Ante Razov	CHI	26	67
2000	Ante Razov	CHI	24	63
1996	Preki	KC	32	61
2008	Kenny Cooper	DAL	30	60

## FOULS COMMITTED

YEAR	PLAYER	TEAM	GP	FC
2000	Diego Serna	MIA	31	83
2007	Juan Toja	DAL	27	83
2006	Simo Valakari	DAL	31	81
1999	Matt McKeon	COL	28	80
2013	Marcelo Sarvas	LA	33	80

## FOULS SUFFERED

YEAR	PLAYER	TEAM	GP	FS
2006	Alejandro Moreno	HOU	30	112
2004	Davy Arnaud	KC	30	111
2005	Alejandro Moreno	SJ	31	102
2003	DaMarcus Beasley	CHI	22	96
1997	Roberto Donadoni	MET	32	94

### CAUTIONS (YELLOW)

YEAR	PLAYER	TEAM	GP	CAUT
1996	Leonel Alvarez	DAL	22	14
1996	Michael Emenalo	SJ	29	13
2012	Oswaldo Minda	CHV	22	13
2013	Aurelien Collin	KC	29	13
1998	Leonel Alvarez	DAL	27	12

### EJECTIONS (RED CARDS)

YEAR	PLAYER	TEAM	GP	EJECT
1997	Branco	MET	11	3
2000	Ezra Hendrickson	LA	22	3
2009	Carlos Johnson	NY	13	3
2009	Jamison Olave	RSL	25	3
2010	Davy Arnaud	KC	27	3
2011	Eric Hassli	VAN	26	3
2013	Dimitry Imbongo	NE	21	3

## CORNER KICKS

YEAR	PLAYER	TEAM	GP	CK
1998	Marco Etcheverry	DC	29	198
2011	Brad Davis	HOU	34	172
2012	Graham Zusi	KC	32	150
2000	Marco Etcheverry	DC	22	141
2002	Marco Etcheverry	DC	24	139

## OFFSIDES

YEAR	PLAYER	TEAM	GP	OFF
2000	Mamadou Diallo	TB	28	82
2013	Marco Di Vaio	MTL	33	78
1996	Roy Lassiter	TB	30	70
2001	Mamadou Diallo	TB	22	56
1997	Roy Wegerle	DC*	31	55
2007	Joseph Ngwenya	HOU*	30	55

GAME-WINNING GOALS				
YEAR	PLAYER	TEAM	GP	GWG
2012	Chris Wondolowski	SJ	32	11
2002	Carlos Ruiz	LA	26	9
2010	Chris Wondolowski	SJ	28	9
2013	Chris Wondolowski	SJ	29	8

GAME-WINNING ASSISTS				
YEAR	PLAYER	TEAM	GP	GWA
1999	Mauricio Cienfuegos	LA	30	8
2000	Steve Ralston	TB	30	8
1997	Mauricio Cienfuegos	LA	22	7
1999	Jason Kreis	DAL	32	7
2001	Diego Serna	MIA	22	7
2011	David Beckham	LA	26	7

PENALTY-KICK GOALS				
YEAR	PLAYER	TEAM	GP	PKG
2005	Jaime Moreno	DC	29	9
1996	Preki	KC	32	7
2003	Carlos Ruiz	LA	26	7
2004	Amado Guevara	MET	24	6
2009	Jaime Moreno	DC	24	6
2012	Patrice Bernier	MTL	27	6
2013	Federico Higuain	CLB	29	6

GOALS PER GAME						
YEAR	PLAYER	TEAM	GP	GOALS	AVG	
1998	Stern John	CLB	27	26	0.96	
2000	Mamadou Diallo	TB	28	26	0.93	
2002	Carlos Ruiz	LA	26	24	0.92	
1996	Roy Lassiter	TB	30	27	0.9	
2012	Chris Wondolowski	SJ	32	27	0.84	

ASSISTS PER GAME					
YEAR	PLAYER	TEAM	GP	ASTS	AVG
1997	Carlos Valderrama	TB	20	19	0.95
1998	Andy Williams	CLB	13	12	0.92
2000	Carlos Valderrama	TB	32	26	0.81
1997	Eric Wynalda	SJ	14	11	0.79
1999	Marcio Etcheverry	DC	22	17	0.77

SCORING PCT.						
YEAR	PLAYER	TEAM	GP	SHOTS	GOALS	PCT
2013	Lloyd Sam	NY	22	7	5	71.4
2006	Claudio Suarez	CHV	20	10	6	60
2006	Craig Waibel	HOU	28	12	5	41.7
2009	Jaime Moreno	DC	24	22	9	40.9
2001	Steve Ralston	TB	25	18	7	38.9
2009	Steve Ralston	NE	20	18	7	38.9

SHOTS ON GOAL PCT.						
YEAR	PLAYER	TEAM	GP	SHOTS	SOG	PCT
1997	Gerell Elliott	DAL	28	45	34	75.6
2000	Johnny Torres	NE	20	28	21	75
1997	Paul Wright	KC	30	31	22	71
2000	Alex Comas	MET	25	48	34	70.8
2000	Roy Lassiter	MIA	27	54	38	70.4

GAMES PLAYED IN GOAL			
YEAR	PLAYER	TEAM	GP

GAMES STARTED IN GOAL			
YEAR	PLAYER	TEAM	GS

MINUTES PLAYED IN GOAL			
YEAR	PLAYER	TEAM	MIN

GOALS AGAINST AVG.						
YEAR	PLAYER	TEAM	GP	MIN	GA	GAA
2010	Kevin Hartman	DAL	20	1755	12	0.62
2010	Nick Rimando	RSL	27	2430	18	0.67
2012	Michael Gspurning	SEA	21	1845	15	0.73
2011	Donovan Ricketts	LA	15	1284	11	0.77
2012	Jimmy Nielsen	KC	34	3060	27	0.79
Minimum: 1000 minutes played						

WINNING PCT.							
YEAR	PLAYER	TEAM	GP	W	L	T	PCT
1996	Brad Friedel	CLB	9	8	1	0	0.889
1999	Mark Simpson	DC	9	6	1	0	0.857
1998	Tom Presthus	DC	6	5	1	0	0.833
2013	Matt Reis	NE	12	7	0	4	0.818
1998	Scott Garlick	DC	25	19	5	0	0.792

WINS				
YEAR	PLAYER	TEAM	GP	WON
1998	Kevin Hartman	LA	29	22
1997	Mike Ammann	KC	29	21
1999	Kevin Hartman	LA	32	20
1998	Scott Garlick	DC	25	19
5 players tied with 18				

LOSSES				
YEAR	PLAYER	TEAM	GP	LOST
2005	D.J. Countess	RSL	27	19
2012	Matt Pickens	COL	32	19
1997	Tony Meola	MET	30	18
1999	Mike Ammann	MET	24	18

SAVES				
YEAR	PLAYER	TEAM	GP	SVS
2000	Scott Garlick	TB	32	184
1997	Mark Dodd	DAL	30	183
1998	Tony Meola	MET	31	164
1996	Mark Dodd	DAL	31	160
1999	Scott Garlick	TB	28	152

SHUTOUTS				
YEAR	PLAYER	TEAM	GP	SHO
2000	Tony Meola	KC	31	16
2012	Jimmy Nielsen	KC	34	15
2010	Nick Rimando	RSL	27	14
2013	Donovan Ricketts	POR	32	14

SAVES PERCENTAGE						
YEAR	PLAYER	TEAM	GP	SAVES	SOG	PCT
2006	Matt Pickens	CHI	8	47	57	82.5
2009	Matt Reis	NE	24	114	140	81.4
2006	Jon Conway	NY	12	54	67	80.6
2004	Joe Cannon	COL	30	150	187	80.2
1999	Marcus Hahneemann	COL	13	68	85	80

\* Played for more than one team; most recent team listed.

## MLS INDIVIDUAL ALL-TIME LEADERS (1996-2013)

GAMES PLAYED		
PLAYER	TEAM	GP
Kevin Hartman	NY*	416
Steve Ralston	NE*	378
Jeff Cunningham	CLB*	365
Nick Rimando	RSL*	346
Joe Cannon	VAN*	342
Jaime Moreno	DC*	340
Tyrone Marshall	COL*	337
Pablo Mastroeni	LA*	334
Chris Klein	LA*	333
Andy Williams	RSL*	332

ASSISTS			
PLAYER	TEAM	GP	ASTS
Steve Ralston	NE*	378	135
Landon Donovan	LA*	303	117
Carlos Valderrama	COL*	175	114
Preki	KC*	242	112
Jaime Moreno	DC*	340	102
Brad Davis	HOU*	313	101
Marco Etcheverry	DC	191	101
Cobi Jones	LA	306	91
Andy Williams	RSL*	332	86
Mauricio Cienfuegos	LA	206	80
Chris Henderson	NY*	317	80

GAMES STARTED		
PLAYER	TEAM	GS
Kevin Hartman	NY*	411
Steve Ralston	NE*	372
Nick Rimando	RSL*	346
Joe Cannon	VAN*	341
Pablo Mastroeni	LA*	316
Chris Henderson	NY*	304
Jay Heaps	NE*	299
Tyrone Marshall	COL*	297
Kyle Beckerman	RSL*	296
Jaime Moreno	DC*	295

SHOTS			
PLAYER	TEAM	GP	SHOTS
Ante Razov	CHV*	262	926
Dwayne De Rosario	DC*	324	831
Jason Kreis	RSL*	305	818
Preki	KC*	242	773
Jeff Cunningham	CLB*	365	772
Jaime Moreno	DC*	340	684
Edson Buddle	COL*	274	670
Landon Donovan	LA*	303	639
Mark Chung	SJ*	284	624
Brian McBride	CHI*	220	573

MINUTES PLAYED		
PLAYER	TEAM	WIN
Kevin Hartman	NY*	37260
Steve Ralston	NE*	33143
Nick Rimando	RSL*	31293
Joe Cannon	VAN*	30732
Pablo Mastroeni	LA*	27522
Jay Heaps	NE*	27363
Tyrone Marshall	COL*	26654
Kyle Beckerman	RSL*	26556
Nick Garcia	TOR*	26324
Chris Klein	LA*	26248

SHOTS ON GOAL			
PLAYER	TEAM	GP	SOG
Ante Razov	CHV*	262	441
Jaime Moreno	DC*	340	394
Jeff Cunningham	CLB*	365	372
Jason Kreis	RSL*	305	370
Dwayne De Rosario	DC*	324	357
Landon Donovan	LA*	303	341
Preki	KC*	242	323
Taylor Twellman	NE	174	318
Edson Buddle	COL*	274	287
Mark Chung	SJ*	284	282

GOALS			
PLAYER	TEAM	GP	GOALS
Jeff Cunningham	CLB*	365	134
Landon Donovan	LA*	303	134
Jaime Moreno	DC*	340	133
Ante Razov	CHV*	262	114
Jason Kreis	RSL*	305	108
Dwayne De Rosario	DC*	324	103
Taylor Twellman	NE	174	101
Edson Buddle	COL*	274	98
Roy Lassiter	DC*	179	88
Carlos Ruiz	DC*	182	88

FOULS COMMITTED			
PLAYER	TEAM	GP	FC
Kyle Beckerman	RSL*	325	492
Jesse Marsch	CHV*	321	477
Chris Henderson	NY*	317	474
Pablo Mastroeni	LA*	334	474
Brian Mullan	COL*	323	469
Shalrie Joseph	SEA*	283	463
Carey Talley	NY*	315	463
Tyrone Marshall	COL*	337	452
Richie Williams	NY*	216	451
Diego Gutierrez	CHI*	276	443

FOULS SUFFERED			
PLAYER	TEAM	GP	FS
Jaime Moreno	DC*	340	703
Andy Williams	RSL*	332	680
Alejandro Moreno	CHV*	272	659
Davy Arnaud	MTL*	297	645
Cobi Jones	LA	306	637
Eddie Gaven	CLB*	278	583
Mark Chung	SJ*	284	578
Brian Mullan	COL*	323	526
Landon Donovan	LA*	303	505
Brian McBride	CHI*	220	503

OFFSIDES			
PLAYER	TEAM	GP	OFF
Jeff Cunningham	CLB*	365	377
Dwayne De Rosario	DC*	324	350
Ante Razov	CHV*	262	310
Chris Henderson	NY*	317	274
Roy Lassiter	DC*	179	267
Ronald Cerritos	HOU*	221	250
Carlos Ruiz	DC*	182	231
Edson Buddle	COL*	274	211
Eddie Johnson	SEA*	176	210
Raul Diaz Arce	COL*	150	201

CAUTIONS (YELLOW)			
PLAYER	TEAM	GP	CAUTIONS
Pablo Mastroeni	LA*	334	81
Kyle Beckerman	RSL*	325	72
Mike Petke	NY*	307	69
Carey Talley	NY*	315	67
Ramiro Corrales	SJ*	307	66
Tyrone Marshall	COL*	337	66
Diego Gutierrez	CHI*	276	63
Jay Heaps	NE*	314	63
Jesse Marsch	CHV*	321	61
Frankie Hejduk	LA*	203	58

GAME-WINNING GOALS			
PLAYER	TTEAM	GP	GWG
Jeff Cunningham	CLB*	365	40
Landon Donovan	LA*	303	37
Chris Wondolowski	SJ*	172	34
Ante Razov	CHV*	262	33
Jason Kreis	RSL*	305	31
Edson Buddle	COL*	274	29
Taylor Twellman	NE	174	28
Dwayne De Rosario	DC*	324	27
Jaime Moreno	DC*	340	26
Eddie Johnson	SEA*	176	24
Carlos Ruiz	DC*	182	24

EJECTIONS (RED CARDS)			
PLAYER	TEAM	GP	EJECT
Clint Mathis	LA*	258	9
Pablo Mastroeni	LA*	334	8
Ramiro Corrales	SJ*	307	7
Tyrone Marshall	COL*	337	7
Ivan McKinley	DC*	174	7
Mike Petke	NY*	307	7
12 players tied with 6			

GAME-WINNING ASSISTS			
PLAYER	TEAM	GP	GWA
Steve Ralston	NE*	378	41
Landon Donovan	LA*	303	36
Brad Davis	HOU*	313	33
Carlos Valderrama	COL*	175	33
Cobi Jones	LA	306	30
Preki	KC*	242	29
Mauricio Cienfuegos	LA	206	28
Jaime Moreno	DC*	340	26
Marco Etcheverry	DC	191	25
Dwayne De Rosario	DC*	324	24

CORNER KICKS			
PLAYER	TEAM	GP	CK
Brad Davis	HOU*	313	975
Marco Etcheverry	DC	191	963
Steve Ralston	NE*	378	703
Richard Mulrooney	HOU*	285	679
Landon Donovan	LA*	303	617
Chris Henderson	NY*	317	593
Javier Morales	RSL	155	560
Cobi Jones	LA	306	529
Robert Warzycha	CLB	160	503
Preki	KC*	242	493

## MLS INDIVIDUAL ALL-TIME LEADERS (1996-2013)

HAT TRICKS			
PLAYER	TEAM	GP	HATS
Stern John	CLB	55	5
Diego Serna	COL*	124	5
Edson Buddle	COL*	274	4
Mamadou Diallo	NY*	74	4
Landon Donovan	LA*	303	4
Cobi Jones	LA	306	4
Chris Wondolowski	SJ*	172	4
6 players tied with 3			

MULTI-GOAL GAMES			
PLAYER	TEAM	GP	GAMES
Landon Donovan	LA*	303	30
Jeff Cunningham	CLB*	365	22
Ante Razov	CHV*	262	22
Jaime Moreno	DC*	340	17
Carlos Ruiz	DC*	182	17
Edson Buddle	COL*	274	16
Taylor Twellman	NE	174	16
Juan Pablo Angel	CHV*	152	14
Dwayne De Rosario	DC*	324	14
Raul Diaz Arce	COL*	150	13
Chris Wondolowski	SJ*	172	13

PENALTY-KICK GOAL			
PLAYER	TEAM	GP	PKG
Jaime Moreno	DC*	340	44
Landon Donovan	LA*	303	28
Preki	KC*	242	23
Jeff Cunningham	CLB*	365	20
Carlos Ruiz	DC*	182	16
Amado Guevara	TOR*	153	15
Dwayne De Rosario	DC*	324	14
6 players tied with 13			

GOALS PER GAME				
PLAYER	TEAM	GP	GOALS	AVG
Stern John	CLB	55	44	0.8
Mamadou Diallo	NY*	74	47	0.64
Robbie Keane	LA	55	34	0.62
Taylor Twellman	NE	174	101	0.58
Raul Diaz Arce	COL*	150	82	0.55
Alvaro Saborio	RSL	97	52	0.54
Marcos Di Vaio	MTL	50	25	0.5
Ariel Graziani	SJ*	88	44	0.5
Roy Lassiter	DC*	179	88	0.49
Carlos Ruiz	DC*	182	88	0.48
Minimum: 20 goals				

ASSISTS PER GAME				
PLAYER	TEAM	GP	ASTS	AVG
Carlos Valderrama	COL*	175	114	0.65
Marco Etcheverry	DC	191	101	0.53
Preki	KC*	242	112	0.46
Adrian Paz	COL*	80	34	0.43
Martin Machon	MIA*	85	36	0.42
Peter Nowak	CHI	114	48	0.42
Cuauhtemoc Blanco	CHI	62	26	0.42
David Beckham	LA	98	40	0.41
Guillermo Barros Schelotto	CLB	102	41	0.4
Jerzy Podbrozny	CHI	55	22	0.4
Minimum: 20 assists				

GOALS PER 90 MIN.				
PLAYER	TEAM	MIN	GOALS	AVG
Stern John	CLB	4463	44	0.89
Mamadou Diallo	NY*	5846	47	0.72
Robbie Keane	LA	4774	34	0.64
Musa Shannon	COL*	2830	20	0.64
Alvaro Saborio	RSL	7652	52	0.61
Taylor Twellman	NE	15046	101	0.6
Raul Diaz Arce	COL* 12422	82	0.59	
Chris Wondolowski	SI*	12179	79	0.58
Roy Lassiter	DC*	13769	88	0.58
Hristo Stoitichkov	DC*	3497	22	0.57
Minimum: 20 goals				

ASSISTS PER 90 MIN.				
PLAYER	TEAM	MIN	ASTS	AVG
Carlos Valderrama	COL*	15621	114	0.66
Marco Etcheverry	DC	16304	101	0.56
Hristo Stoitchkov	DC*	3497	20	0.51
Preki	KC*	19956	112	0.51
Mauro Pazz	SEA	6076	34	0.5
Adrian Paz	COL*	6170	34	0.5
Eric Wynalda	CHI*	7162	37	0.46
Martin Machon	MIA*	6977	36	0.46
Cuauhtemoc Blanco	CHI	5083	26	0.46
Jerzy Podbrozny	CHI	4336	22	0.46
Minimum: 20 assists				

SCORING PCT.					
PLAYER	TEAM	GP	SHOTS	GOALS	PCT
Giovanni Savarese	SJ*	116	218	51	23.4
Adolfo Valencia	NY	48	93	21	22.6
Roy Lassiter	DC*	179	398	88	22.1
Musa Shannon	COL*	51	93	20	21.5
Alex Pineda Chacon	CLB*	59	98	21	21.4
Landon Donovan	LA*	303	639	134	21
Robbie Keane	LA	55	164	34	20.7
Alvaro Saborio	RSL	97	257	52	20.2
Stern John	CLB	55	220	44	20
Brian Ching	HOU*	233	412	82	19.9

Minimum: 20 goals

SHOTS ON GOAL PCT.					
PLAYER	TEAM	GP	SHOTS	SOG	PCT
Pete Marino	MIA*	100	126	82	65.1
Gerell Elliott	DAL	65	119	77	64.7
Vitalis Takawira	KC	103	163	102	62.6
Giovanni Savarese	SJ*	116	218	130	59.6
Abdul Thompson Conteh	DC*	61	151	90	59.6
Roy Lassiter	DC*	179	398	236	59.3
Jaime Moreno	DC*	340	684	394	57.6
Ronald Cerritos	HOU*	221	427	244	57.1
Taylor Twellman	NE	174	557	318	57.1
Christian Gomez	DC*	144	290	159	54.8

Minimum: 75 shots on goal

GAMES PLAYED IN GOAL		
PLAYER	TEAM	GP
Kevin Hartman	NY*	416
Nick Rimando	RSL*	346
Joe Cannon	VAN*	342
Matt Reis	NE*	293
Zach Thornton	CHV*	282
Jon Busch	SJ*	263
Tony Meola	NY*	250
Scott Garlick	RSL*	237
Pat Onstad	DC*	223
Troy Perkins	MTL*	192

GOALS AGAINST AVG									
PLAYER	TEAM	GP	MIN	SHTS	SVS	GA	GAA	W-L-T	SHO
Jimmy Nielsen	KC	128	11497	430	304	126	0.99	57-38-32	45
Kasey Keller	SEA	93	8264	367	270	97	1.06	44-22-25	30
Donovan Ricketts	POR*	135	11961	527	381	146	1.1	60-34-37	46
Bounaoundoul	NY*	99	8823	474	363	111	1.13	36-36-25	32
Pat Onstad	DC*	223	20076	952	698	254	1.14	93-59-70	64
Nick Rimando	RSL*	346	31293	1637	1222	415	1.19	51-118-7	108
Josh Saunders	RSL*	59	5086	237	169	68	1.2	32-13-12	20
Kevin Hartman	NY*	416	37260	1975	1474	501	1.21	180-143-8	112
William Hesmer	CLB*	133	11965	582	421	161	1.21	60-40-33	42
Tally Hall	HOU	106	9516	429	300	129	1.22	41-31-34	28
Minimum: 4500 minutes played									

GAMES STARTED IN GOAL		
PLAYER	TEAM	GS
Kevin Hartman	NY*	411
Nick Rimando	RSL*	346
Joe Cannon	VAN*	341
Matt Reis	NE*	288
Zach Thornton	CHV*	276
Jon Busch	SJ*	262
Tony Meola	NY*	250
Scott Garlick	RSL*	234
Pat Onstad	DC*	223
Troy Perkins	MTL*	192

MINUTES PLAYED IN GOAL		
PLAYER	TEAM	MIN
Kevin Hartman	NY*	37260
Nick Rimando	RSL*	31293
Joe Cannon	VAN*	30732
Matt Reis	NE*	25936
Zach Thornton	CHV*	24935
Jon Busch	SJ*	23585
Tony Meola	NY*	22555
Scott Garlick	RSL*	21171
Pat Onstad	DC*	20076
Troy Perkins	MTL*	17257



## MLS INDIVIDUAL ALL-TIME LEADERS (1996-2013)

WINNING PCT.						
PLAYER	TEAM	GP	WON	LOST	TIED	PCT
Josh Saunders	RSL*	59	32	13	12	0.667
Jorge Campos	CHI*	51	29	16	0	0.644
Kasey Keller	SEA	93	44	22	25	0.621
Michael Gspurning	SEA	49	24	13	11	0.615
Marcus Hahnemann	SEA*	70	41	27	0	0.603
Donovan Ricketts	POR*	135	60	34	37	0.599
Mark Simpson	DC	53	26	18	4	0.583
Brad Friedel	CLB	38	22	16	0	0.579
Pat Onstad	DC*	223	93	59	70	0.577
William Hesmer	CLB*	133	60	40	33	0.575
Minimum: 20 wins						

WINS			
PLAYER	TEAM	GP	WON
Kevin Hartman	NY*	416	180
Nick Rimando	RSL*	346	151
Zach Thornton	CHV*	282	131
Joe Cannon	VAN*	342	119
Matt Reis	NE*	293	110
Scott Garlick	RSL*	237	107
Jon Busch	SJ*	263	104
Tony Meola	NY*	250	97
Pat Onstad	DC*	223	93
Troy Perkins	MTL*	192	70

SHUTOUTS			
PLAYER	TEAM	GP	SHO
Kevin Hartman	NY*	416	112
Nick Rimando	RSL*	346	108
Joe Cannon	VAN*	342	86
Jon Busch	SJ*	263	76
Zach Thornton	CHV*	282	76
Matt Reis	NE*	293	75
Pat Onstad	DC*	223	64
Tony Meola	NY*	250	62
Scott Garlick	RSL*	237	48
Troy Perkins	MTL*	192	48

LOSSES			
PLAYER	TEAM	GP	LOST
Kevin Hartman	NY*	416	143
Joe Cannon	VAN*	342	141
Nick Rimando	RSL*	346	118
Tony Meola	NY*	250	109
Matt Reis	NE*	293	98
Zach Thornton	CHV*	282	97
Scott Garlick	RSL*	237	93
Jon Busch	SJ*	263	77
Troy Perkins	MTL*	192	72
Mike Ammann	DC*	125	67

SAVES PERCENTAGE					
PLAYER	TEAM	GP	SAVES	SOG	PCT
Brad Friedel	CLB	38	177	234	75.6
Bouna Coundoul	NY*	99	363	488	74.4
Jon Busch	SJ*	263	979	1329	73.7
Tony Meola	NY*	250	1136	1546	73.5
Tim Howard	NY	85	442	607	72.8
Kasey Keller	SEA	93	270	372	72.6
Jorge Campos	CHI*	51	195	269	72.5
Joe Cannon	VAN*	342	1331	1843	72.2
Mark Dodd	DAL	92	495	686	72.2
Kevin Hartman	NY*	416	1474	2043	72.1

Minimum: 175 saves

\*Played for more than one team; most recent team listed.

SAVES			
PLAYER	TEAM	GP	SVS
Kevin Hartman	NY*	416	1474
Joe Cannon	VAN*	342	1331
Nick Rimando	RSL*	346	1222
Tony Meola	NY*	250	1136
Matt Reis	NE*	293	1114
Scott Garlick	RSL*	237	1021
Zach Thornton	CHV*	282	987
Jon Busch	SJ*	263	979
Pat Onstad	DC*	223	698
Troy Perkins	MTL*	192	646

## MLS INDIVIDUAL YEAR-BY-YEAR LEADERS (1996-2013)

GAMES PLAYED			
YEAR	PLAYER	TEAM	GP
2013	11 players tied with 34		
2012	6 players tied with 34		
2011	14 players tied with 34		
2010	11 players tied with 30		
2009	14 players tied with 30		
2008	15 players tied with 30		
2007	Chris Klein	LA*	32
2006	12 players tied with 32		
2005	6 players tied with 32		
2004	11 players tied with 30		
2003	9 players tied with 30		
2002	12 players tied with 28		
2001	Jay Heaps	NE*	28
2000	7 players tied with 32		
1999	6 players tied with 32		
1998	Raul Diaz Arce	NE	32
	Eddie Lewis	SJ	32
	Frank Yallop	TB	32
1997	8 players tied with 32		
1996	6 players tied with 32		

GAMES STARTED			
YEAR	PLAYER	TEAM	GS
2013	10 players tied with 34		
2012	Eddie Gaven	CLB	34
	Drew Moor	COL	34
	Jimmy Nielsen	KC	34
2011	10 players tied with 34		
2010	6 players tied with 30		
2009	8 players tied with 30		
2008	12 players tied with 30		
2007	Chris Klein	LA*	32
2006	6 players tied with 32		
2005	5 players tied with 32		
2004	6 players tied with 30		
2003	8 players tied with 30		
2002	4 players tied with 28		
2001	Jesse Marsch	CHI	27
	Zach Thornton	CHI	27
	Kerry Zavagnin	KC	27
2000	6 players tied with 32		
1999	4 players tied with 32		
1998	Raul Diaz Arce	NE	32
	Eddie Lewis	SJ	32
1997	Mike Burns	NE	32
	Dan Calichman	LA	32
	Mark Chung	KC	32
1996	6 players tied with 32		

MINUTES PLAYED			
YEAR	PLAYER	TEAM	MIN
2013	7 players tied with 3060		
2012	Drew Moor	COL	3060
	Jimmy Nielsen	KC	3060
2011	4 players tied with 3060		
2010	William Hesmer	CLB	2700
	Drew Moor	COL	2700
	Tim Ream	NY	2700
2009	4 players tied with 2700		
2008	6 players tied with 2700		
2007	Chris Klein	LA*	2880
2006	Pat Onstad	HOU	2880
	Matt Reis	NE	2880
2005	5 players tied with 2880		
2004	4 players tied with 2700		
2003	Tony Meola	KC	2797
2002	Nick Rimando	DC	2588
2001	Zach Thornton	CHI	2496
2000	Joseph Addo	TB	2934
	Scott Garlick	TB	2934
1999	Peter Vermes	COL	2880
1998	Raul Diaz Arce	NE	2878
1997	Mike Burns	NE	2880
1996	Preki	KC	2880
	Steve Trittschuh	COL	2880

GOALS				
YEAR	PLAYER	TEAM	GP	GOALS
2013	Camilo Sanvezzo	VAN	32	22
2012	Chris Wondolowski	SJ	32	27
2011	Dwayne De Rosario	DC*	33	16
	Chris Wondolowski	SJ	30	16
2010	Chris Wondolowski	SJ	28	18
2009	Jeff Cunningham	DAL	28	17
2008	Landon Donovan	LA	25	20
2007	Luciano Emilio	DC	29	20
2006	Jeff Cunningham	RSL	31	16
2005	Taylor Twellman	NE	25	17
2004	Brian Ching	SJ	25	12
	Eddie Johnson	DAL	26	12
2003	Carlos Ruiz	LA	26	15
	Taylor Twellman	NE	22	15
2002	Carlos Ruiz	LA	26	24
2001	Alex Pineda Chacon	MIA	25	19
2000	Mamadou Diallo	TB	28	26
1999	Stern John	CLB	28	18
	Jason Kreis	DAL	32	18
	Roy Lassiter	DC	30	18
1998	Stern John	CLB	27	26
1997	Jaime Moreno	DC	20	16
1996	Roy Lassiter	TB	30	27



## MLS INDIVIDUAL YEAR-BY-YEAR LEADERS (1996-2013)

Assists				
Year	Player	Team	GP	Asst
2013	Diego Valeri	POR	31	13
2012	Graham Zusi	KC	32	15
2011	Brad Davis	HOU	34	16
2010	Landon Donovan	LA	24	16
2009	Omar Cummings	COL	28	12
	Brad Davis	HOU	27	12
2008	Guillermo Barros Schelotto	CLB	27	19
2007	Steve Ralston	NE	26	14
2006	Terry Cooke	COL	23	12
2005	Dwayne De Rosario	SJ	28	13
2004	Jaime Moreno	DC	27	14
2003	Preki	KC	30	17
2002	Steve Ralston	NE	27	19
2001	John Wilmar Perez	CLB	25	15
	Diego Serna	MIA	22	15
2000	Carlos Valderrama	TB	32	26
1999	Steve Ralston	TB	32	18
1998	Marco Etcheverry	DC	29	19
1997	Carlos Valderrama	TB	20	19
1996	Marco Etcheverry	DC	26	19

SHOTS				
YEAR	PLAYER	TEAM	GP	SHOTS
2013	Camilo Sanvezzo	VAN	32	123
2012	Kei Kamara	KC	33	134
2011	Dwayne De Rosario	DC*	33	112
2010	Juan Pablo Angel	NY	30	98
2009	Fredy Montero	SEA	27	86
2008	Kenny Cooper	DAL	30	119
2007	Juan Pablo Angel	NY	24	97
2006	Ante Razov	CHV	28	98
2005	Chris Klein	KC	31	84
2004	Damani Ralph	CHI	26	89
2003	Ante Razov	CHI	26	119
2002	Ante Razov	CHI	25	115
2001	Mamadou Diallo	TB	22	94
2000	Mamadou Diallo	TB	28	152
1999	Jason Kreis	DAL	32	114
1998	Stern John	CLB	27	116
1997	Robert Warzycha	CLB	31	92
1996	Preki	KC	32	140

SHOTS ON GOAL				
YEAR	PLAYER	TEAM	GP	SOG
2013	Camilo Sanvezzo	VAN	32	55
2012	Chris Wondolowski	SJ	32	55
2011	Chris Wondolowski	SJ	30	52
2010	Sebastien Le Toux	PHI	28	48
2009	Jeff Cunningham	DAL	28	38
2008	Kenny Cooper	DAL	30	60
2007	Taylor Twellman	NE	26	55
2006	Jeff Cunningham	RSL	31	45
2005	Taylor Twellman	NE	25	51
2004	Taylor Twellman	NE	23	39
2003	Ante Razov	CHI	26	67
2002	Taylor Twellman	NE	28	58
2001	Abdul Thompson Conteh	DC	25	45
2000	Mamadou Diallo	TB	28	76
1999	Jason Kreis	DAL	32	57
1998	Roy Lassiter	DC*	31	52
1997	Jaime Moreno	DC	20	46
1996	Preki	KC	32	61

FOULS COMMITTED				
YEAR	PLAYER	TEAM	GP	FC
2013	Marcelo Sarvas	LA	33	80
2012	Michael Farfan	PHI	32	74
2011	Diego Chara	POR	28	64
2010	Conor Casey	COL	27	52
2009	Conor Casey	COL	24	62
2008	Atiba Harris	CHV	28	73
2007	Juan Toja	DAL	27	83
2006	Simo Valakari	DAL	31	81
2005	Simo Valakari	DAL	28	78
2004	Simo Valakari	DAL	26	73
2003	Carlos Ruiz	LA	26	76
2002	Carlos Ruiz	LA	26	71
2001	Matt McKeon	KC	26	76
2000	Diego Serna	MIA	31	83
1999	Matt McKeon	COL	28	80
1998	Richie Williams	DC	31	66
1997	Matt McKeon	KC	31	75
1996	Geoff Aunzer	NE	29	66

FOULS SUFFERED				
YEAR	PLAYER	TEAM	GP	FS
2013	Darlington Nagbe	POR	34	83
2012	Patrick Nyarko	CHI	34	84
2011	Gershon Koffie	VAN	29	76
2010	David Ferreira	DAL	30	84
2009	Freddie Ljungberg	SEA	22	67
2008	Cuauhtemoc Blanco	CHI	27	76
2007	Alejandro Moreno	CLB*	29	93
2006	Alejandro Moreno	HOU	30	112
2005	Alejandro Moreno	SJ	31	102
2004	Davy Arnaud	KC	30	111
2003	DaMarcus Beasley	CHI	22	96
2002	Taylor Twellman	NE	28	87
2001	Jaime Moreno	DC	24	87
2000	Jason Moore	COL	27	83
1999	Cobi Jones	LA	28	80
1998	Diego Serna	MIA	26	89
1997	Roberto Donadoni	MET	32	94
1996	Giuseppe Galderisi	TB*	25	89

CAUTIONS (YELLOW)				
YEAR	PLAYER	TEAM	GP	CAUT
2013	Aurelien Collin	KC	29	13
2012	Oswaldo Minda	CHV	22	13
2011	David Beckham	LA	26	10
	Aurelien Collin	KC	23	10
2010	Wilman Conde	CHI	25	10
2009	Kyle Beckerman	RSL	25	10
2008	Bakary Soumare	CHI	28	10
2007	Eddie Robinson	HOU	25	11
2006	Eddie Robinson	HOU	25	11
2005	4 players tied with 9			
2004	6 players tied with 8			
2003	Carlos Llamasa	NE	24	9
	Oscar Pareja	DAL	24	9
	Mike Petke	DC	25	9
2002	5 players tied with 9			
2001	Joe Franchino	NE	23	10
2000	Geoff Aunger	DC	26	11
	Mauricio Wright	NE*	26	11
1999	Danny Pena	LA	27	10
1998	Leonel Alvarez	DAL	27	12
1997	Frankie Hejduk	TB	23	9
	Mo Johnston	KC	29	9
1996	Leonel Alvarez	DAL	22	14

EJECTIONS (RED CARDS)				
YEAR	PLAYER	TEAM	GP	EJECT
2013	Dimitry Imbongo	NE	21	3
2012	6 players tied with 2			
2011	Eric Hassli	VAN	26	3
2010	Davy Arnaud	KC	27	3
2009	Carlos Johnson	NY	13	3
	Jamison Olave	RSL	25	3
2008	6 players tied with 2			
2007	4 players tied with 2			
2006	4 players tied with 2			
2005	Guy Melamed	COL	14	2
	Jaime Moreno	DC	29	2
	Eddie Robinson	SJ	29	2
2004	Dema Kovalenko	DC	25	2
	Simo Valakari	DAL	26	2
2003	Ramiro Corrales	SJ	25	2
2002	Chad McCarty	CLB	18	2
	Tony Meola	KC	17	2
2001	5 players tied with 2			
2000	Ezra Hendrickson	LA	22	3
1999	7 players tied with 2			
1998	7 players tied with 2			
1997	Branco	MET	11	3
1996	Leonel Alvarez	DAL	22	2
	Mike Clark	CLB	27	2

CORNER KICKS				
YEAR	PLAYER	TEAM	GP	CK
2013	Graham Zusi	KC	27	128
2012	Graham Zusi	KC	32	150
2011	Brad Davis	HOU	34	172
2010	Guillermo Barros Schelotto	CLB	29	127
2009	Claudio Lopez	KC	29	123
2008	Guillermo Barros Schelotto	CLB	27	126
2007	Steve Ralston	NE	26	130
2006	Juan Pablo Garcia	CHV	29	106
2005	Christian Gomez	DC	31	88
2004	Jose Cancela	NE	25	118
2003	Cobi Jones	LA	28	129
2002	Marco Etcheverry	DC	24	139
2001	Marco Etcheverry	DC	23	115
2000	Marco Etcheverry	DC	22	141
1999	Marco Etcheverry	DC	22	122
1998	Marco Etcheverry	DC	29	198
1997	Robert Warzycha	CLB	31	97
1996	Martin Vasquez	TB	31	115





## MLS INDIVIDUAL YEAR-BY-YEAR LEADERS (1996-2013)

GAMES STARTED IN GOAL			
YEAR	PLAYER	TEAM	GS
2013	4 players tied with 34		
2012	Jimmy Nielsen	KC	34
2011	Tally Hall	HOU	34
	Kasey Keller	SEA	34
	Matt Pickens	COL	34
2010	William Hesmer	CLB	30
	Kasey Keller	SEA	30
2009	Jon Busch	CHI	30
	Kevin Hartman	KC	30
	Pat Onstad	HOU	30
2008	4 players tied with 30		
2007	Bouna Coundoul	COL	30
	Kevin Hartman	KC	30
	Matt Reis	NE	30
2006	Pat Onstad	HOU	32
	Matt Reis	NE	32
2005	Pat Onstad	SJ	32
	Bo Oshoniyi	KC	32
2004	Joe Cannon	COL	30
	Kevin Hartman	LA	30
2003	Kevin Hartman	LA	30
	Tony Meola	KC	30
	Zach Thornton	CHI	30
2002	Nick Rimando	DC	28
2001	Zach Thornton	CHI	27
2000	Scott Garlick	TB	32
1999	Kevin Hartman	LA	32
1998	Tony Meola	MET	31
1997	Mark Dodd	DAL	30
	Tony Meola	MET	30
1996	Mark Dodd	DAL	31

MINUTES PLAYED IN GOAL			
YEAR	PLAYER	TEAM	MIN
2013	4 players tied with 3060		
2012	Jimmy Nielsen	KC	3060
2011	Tally Hall	HOU	3060
	Kasey Keller	SEA	3060
	Matt Pickens	COL	3060
2010	William Hesmer	CLB	2695
2009	Jon Busch	CHI	2700
	Kevin Hartman	KC	2700
	Pat Onstad	HOU	2700
	4 players tied with 2700		
2008	Kevin Hartman	KC	2700
2007	Matt Reis	NE	2700
2006	Pat Onstad	HOU	2880
	Matt Reis	NE	2880
2005	Pat Onstad	SJ	2880
	Bo Oshoniyi	KC	2880
2004	Joe Cannon	COL	2700
2003	Kevin Hartman	LA	2796
2002	Nick Rimando	DC	2588
2001	Zach Thornton	CHI	2496
2000	Scott Garlick	TB	2934
1999	Kevin Hartman	LA	2870
1998	Tony Meola	MET	2790
1997	Mark Dodd	DAL	2700
1996	Mark Dodd	DAL	2776

GOALS AGAINST AVG.						
YEAR	PLAYER	TEAM	GP	MIN	GA	GAA
2013	Jimmy Nielsen	KC	34	3060	30	0.88
2012	Michael Gspurning	SEA	21	1845	15	0.73
2011	Donovan Ricketts	LA	15	1284	11	0.77
2010	Kevin Hartman	DAL	20	1755	12	0.62
2009	Zach Thornton	CHV	27	2385	23	0.87
2008	Pat Onstad	HOU	24	2098	24	1.03
2007	Pat Onstad	HOU	27	2418	22	0.82
2006	Jon Conway	NY	12	1080	12	1
2005	Pat Onstad	SJ	32	2880	31	0.97
2004	Nick Rimando	DC	13	1170	13	1
2003	Jonny Walker	MET	14	1325	14	0.95
2002	Jon Busch	CLB	14	1236	15	1.09
	Kevin Hartman	LA	18	1648	20	1.09
2001	Zach Thornton	CHI	27	2496	30	1.08
2000	Tony Meola	KC	31	2825	29	0.92
1999	Kevin Hartman	LA	32	2870	29	0.91
1998	Zach Thornton	CHI	25	2076	27	1.17
1997	Brad Friedel	CLB	29	2609	35	1.21
1996	Jorge Campos	LA	24	2025	27	1.2
Minimum: 1000 minutes played						

WINNING PCT.							
YEAR	PLAYER	TEAM	GP	W	L	T	PCT
2013	Matt Reis	NE	12	7	0	4	0.818
2012	Jon Busch	SJ	32	17	5	9	0.694
2011	Josh Saunders	LA	19	12	2	4	0.778
2010	Kevin Hartman	DAL	20	10	1	8	0.737
2009	William Hesmer	CLB	19	9	4	6	0.632
2008	William Hesmer	CLB	29	17	6	6	0.69
2007	Troy Perkins	DC	29	16	6	7	0.672
2006	Jon Conway	NY	12	7	2	3	0.708
2005	Pat Onstad	SJ	32	18	4	10	0.719
2004	Bo Oshtoniyi	KC	9	5	2	2	0.667
2003	Pat Onstad	SJ	27	14	5	8	0.667
2002	Jon Busch	CLB	14	8	3	2	0.692
2001	Mark Simpson	DC	7	5	2	0	0.714
2000	Zach Thornton	CHI	25	15	4	6	0.72
1999	Mark Simpson	DC	9	6	1	0	0.857
1998	Tom Presthus	DC	6	5	1	0	0.833
1997	Mike Ammann	KC	29	21	8	0	0.724
1996	Brad Friedel	CLB	9	8	1	0	0.889

Minimum: 5 wins

## MLS INDIVIDUAL YEAR-BY-YEAR LEADERS (1996-2013)

WINS				
YEAR	PLAYER	TEAM	GP	WON
2013	Jimmy Nielsen	KC	34	17
	Luis Robles	NY	34	17
2012	Jimmy Nielsen	KC	34	18
2011	Kasey Keller	SEA	34	18
2010	Donovan Ricketts	LA	29	18
2009	Pat Onstad	HOU	30	13
2008	William Hesmer	CLB	29	17
2007	Troy Perkins	DC	29	16
2006	Troy Perkins	DC	30	15
2005	Pat Onstad	SJ	32	18
2004	Jon B usch	CLB	29	12
2003	Zach Thornton	CHI	30	15
2002	Joe Cannon	SJ	26	13
2001	Zach Thornton	CHI	27	16
2000	Scott Garlick	TB	32	16
1999	Kevin Hartman	LA	32	20
1998	Kevin Hartman	LA	29	22
1997	Mike Ammann	KC	29	21
1996	Mark Dodd	DAL	31	17
	Mark Dougherty	TB	28	17

LOSSES				
YEAR	PLAYER	TEAM	GP	LOST
2013	Bill Hamid	DC	25	17
	Dan Kennedy	CHV	31	17
2012	Matt Pickens	COL	32	19
2011	William Hesmer	CLB	32	13
2010	Troy Perkins	DC	22	15
2009	Joe Cannon	SJ	28	14
2008	Joe Cannon	SJ	30	13
2007	Joe Cannon	LA	29	13
	Nick Rimando	RSL	27	13
2006	Scott Garlick	RSL	31	12
	Kevin Hartman	LA	28	12
2005	Bo Oshoniyi	KC	29	12
	D.J. Countess	RSL	27	19
2004	Henry Ring	CHI	28	12
2003	D.J. Countess	CHI	24	15
2002	Tim Howard	MET	27	14
	Nick Rimando	DC	28	14
2001	Adin Brown	TB*	22	16
2000	Matt Jordan	DAL	31	14
1999	Mike Ammann	MET	24	18
1998	Tony Meola	MET	31	17
1997	Tony Meola	MET	30	18
1996	Tony Meola	MET	29	15
	Chris Woods	COL	23	15

SAVES	YEAR	PLAYER	TEAM	GP	SVS
	2012	Andy Gruenebaum	CLB	33	124
	2011	Jon Busch	SJ	33	113
	2010	Stefan Frei	TOR	28	108
	2009	Matt Reis	NE	24	114
	2008	Joe Cannon	SJ	30	124
	2007	Nick Rimando	RS	27	146
	2006	Matt Reis	NE	32	141
	2005	Matt Reis	NE	31	115
	2004	Joe Cannon	COL	30	150
	2003	Kevin Hartman	LA	30	149
	2002	Tim Howard	MET	27	140
	2001	Tim Howard	MET	26	146
	2000	Scott Garlick	TB	32	184
	1999	Scott Garlick	TB	28	152
	1998	Tony Meola	MET	31	164
	1997	Mark Dodd	DAL	30	183
	1996	Mark Dodd	DAL	31	160

SHUTOUTS				
YEAR	PLAYER	TEAM	GP	SHO
2013	Donovan Ricketts	POR	32	14
2012	Jimmy Nielsen	KC	34	15
2011	Kevin Hartman	DAL	33	13
	Nick Rimando	RSL	33	13
2010	Nick Rimando	RSL	27	14
2009	Zach Thornton	CHV	27	12
2008	Jon Busch	CHI	30	10
	Kevin Hartman	KC	30	10
	William Hesmer	CLB	29	10
2007	Brad Guzan	CHV	27	13
2006	Matt Reis	NE	32	10
2005	Pat Onstad	SJ	32	12
2004	Jon Busch	CLB	29	10
	Joe Cannon	COL	30	10
2003	Scott Garlick	COL	26	9
	Pat Onstad	SJ	27	9
2002	Joe Cannon	SJ	26	8
2001	Matt Jordan	DAL	26	9
	Zach Thornton	CHI	27	9
2000	Tony Meola	KC	31	16
1999	Kevin Hartman	LA	32	11
	Matt Jordan	DAL	29	11
1998	Zach Thornton	CHI	25	8
1997	Brad Friedel	CLB	29	7
1996	Tony Meola	MET	29	9

SAVES PERCENTAGE						
YEAR	PLAYER	TEAM	GP	SAVES	SOG	PCT
2013	Nick Rimando	RSL	27	82	112	73.2
2012	Bill Hamid	DC	24	88	113	77.9
2011	Donovan Ricketts	LA	15	41	54	75.9
2010	Kevin Hartman	DAL	20	56	71	78.9
2009	Matt Reis	NE	24	114	140	81.4
2008	Jon Busch	CHI	30	122	156	78.2
2007	Pat Onstad	HOU	27	85	109	78
2006	Matt Pickens	CHI	8	47	57	82.5
2005	Pat Onstad	SJ	32	105	136	77.2
2004	Joe Cannon	COL	30	150	187	80.2
2003	Jonny Walker	MET	14	55	70	78.6
2002	Jon Busch	CLB	14	63	80	78.8
2001	Tim Howard	MET	26	146	190	76.8
2000	Tony Meola	KC	31	129	162	79.6
1999	Marcus Hahnemann	COL	13	68	85	80
1998	Mark Dodd	DAL	25	134	179	74.9
1997	Brad Friedel	CLB	29	131	174	75.3
1996	Brad Friedel	CLB	9	46	60	76.7
Minimum: 40 saves						

\* Played for more than one team: most recent team listed.









**OPPONENTS**

# CHICAGO FIRE



## FRONT OFFICE ADDRESS

Chicago Fire Soccer Club  
Toyota Park  
7000 S. Harlem Ave.  
Bridgeview, IL 60455  
(708) 594-7200  
www.chicago-fire.com

## TEAM INFORMATION

Head Coach and Director of Soccer: Frank Yallop  
First Assistant Coach: CJ Brown  
Assistant Coach: Clint Mathis  
Goalkeeping Coach: Aron Hyde  
Technical Director: Brian Bliss  
Director of Team Operations: Ron Stern  
Soccer Operations Specialist: Alex Boler  
Head Equipment Manager: Charles Raycroft  
Assistant Equipment Manager: Allan Araujo  
Head Athletic Trainer: Bo Leonard, MS, ATC, PES-NASM  
Assistant Athletic Trainer: Steve Bagus, ATC, NASM- PES

## STADIUM INFORMATION

Toyota Park  
7000 S. Harlem Avenue, Bridgeview, IL 60455  
Press Box Phone Number: (708) 496-6887  
MLS Capacity: 20,000  
Surface: Grass  
Field Dimensions: 120 x 75 yards  
Largest Soccer Attendance: 21,868 – Chicago Fire vs. New York Red Bulls – August 8, 2010  
Team Colors: Red and blue

## VISITING TEAM HOTEL

Swissotel Chicago  
323 East Wacker Drive  
Chicago, IL 60601  
(312) 565-0656

## BROADCAST INFORMATION

Television Partner (English): TBA  
Talent: TBA

## PR DIRECTORY

DAN LOBRING I @DLOBRING  
DIRECTOR, COMMUNICATIONS  
O: 708-496-6765  
C: 773-848-2338  
DLOBRING@CHICAGO-FIRE.COM

EUNICE KIM I @EKIM28  
COORDINATOR, COMMUNICATIONS  
O: 708-496-6726  
C: 770-634-7636  
EKIM@CHICAGO-FIRE.COM

PR Email: firecommunications@chicago-fire.com

## SOCIAL MEDIA DIRECTORY

Facebook: ChicagoFire  
Twitter: @ChicagoFire  
In-Game Twitter: @ChiFireMatch  
Twitter hashtag: #cf97  
YouTube: OfficialFireSoccer  
Instagram: ChicagoFireMLS  
Pinterest: ChicagoFireMLS

## TORONTO FC CAREER STATISTICS VS. CHICAGO FIRE (3-8-5)

UNF	POS	GOALKEEPER	GP	GS	MIN	SHTS	SV	GA	GAA	PG	PA	W	L	T	SO	O'TIME
12	GK	Joseph Bendik	1	1	90	4	3	1	1	0	0	0	0	1	0	0-0-0
18	GK	Srdjan Djekanovic	1	1	90	2	1	1	1	1	1	0	0	1	0	0-0-0
24	GK	Stefan Frei	6	6	540	31	22	8	1.33	1	1	0	0	3	1	0-0-0
1	GK	Greg Sutton	3	3	270	20	15	5	1.67	0	0	2	1	0	0	0-0-0
30	GK	Milos Kocic	4	4	360	30	21	9	2.25	0	0	0	4	0	0	0-0-0
22	GK	David Monsalve	1	1	90	10	7	3	3	0	0	0	1	0	0	0-0-0
TEAM TOTALS			16	16	1440	97	69	27	1.69	2	2	3	8	5	1	0-0-0
OPPONENT TOTALS			16	16	1440	74	52	21	1.31	0	1	8	3	5	5	0-0-0

## TORONTO FC CAREER STATISTICS VS. CHICAGO FIRE (3-8-5)

UNF	POS	PLAYER	GP	GS	MIN	G	A	SHT	SOG	FC	FS	OFF	CK	C	E	CP
19	FWD	Chad Barrett	4	4	338	3	1	13	6	2	3	0	0	0	0	0
6	MID	Maurice Edu	4	4	360	2	1	8	4	7	8	0	0	3	0	0
19	NON	Reggie Lambe	4	4	315	2	1	7	3	3	5	0	1	0	0	0
10	MID	Rohan Ricketts	2	1	134	2	0	5	5	0	2	0	0	0	0	0
14	FWD	Dwayne De Rosario	4	4	344	1	3	6	2	5	7	5	2	0	0	0
20	MID	Amado Guevara	4	4	360	1	1	6	4	9	3	0	7	1	0	0
9	FWD	Ryan Johnson	3	3	270	1	1	9	2	2	3	1	0	0	0	0
7	FWD	Joao Plata	3	3	241	1	1	8	2	4	2	1	4	0	0	0
17	FWD	O'Brian White	3	1	132	1	1	5	3	4	0	0	0	0	0	0
9	FWD	Danny Dichio	5	4	312	1	0	6	3	8	7	1	0	1	1	0
29	FWD	Maicon Santos	2	1	118	1	0	5	1	1	1	1	0	0	0	0
10	FWD	Robert Earnshaw	2	2	97	1	0	4	1	3	0	1	0	0	0	0
8	DEF	Kevin Goldthwaite	1	1	90	1	0	1	1	0	1	0	1	0	0	0
29	FWD	Eric Hassli	2	2	151	1	0	8	3	5	0	1	0	0	0	0
7	FWD	Fuad Ibrahim	1	0	45	1	0	2	2	2	2	1	0	1	0	0
21	MID	Nick LaBrocca	2	2	180	1	0	7	3	3	1	0	8	0	0	0
12	FWD	Edson Buddie	1	1	70	0	2	0	0	3	2	2	0	0	0	0
16	MID	Carl Robinson	7	6	567	0	2	2	0	17	2	1	0	4	2	0
33	MID	Marvell Wynne	5	5	405	0	2	1	0	5	2	1	0	2	0	0
11	MID	Jim Brennan	7	7	630	0	1	2	0	8	0	1	1	1	0	0
15	MID	Bobby Convey	1	1	90	0	1	0	0	3	0	0	2	1	0	0
6	MID	Julian de Guzman	6	5	453	0	1	5	0	12	5	0	0	4	0	0
19	FWD	Andrea Lombardo	2	0	65	0	1	0	0	8	2	2	0	0	0	0
11	MID	Luis Silva	3	2	202	0	1	3	2	2	2	0	4	0	0	0
18	FWD	Nick Soolsma	1	1	87	0	1	3	2	0	1	0	0	0	0	0
15	MID	Matt Stinson	3	2	173	0	1	6	1	2	0	0	0	0	0	0
7	MID	Andy Welsh	3	3	242	0	1	0	0	4	2	1	1	0	0	0
18	FWD	Quincy Amarikwa	1	1	75	0	0	1	0	1	2	0	0	0	0	0
3	DEF	Nana Attakora	5	4	360	0	0	1	0	3	1	0	0	0	0	0
8	MID	Eric Avila	2	1	119	0	0	3	1	2	1	0	0	1	0	0
8	MID	Kyle Bekker	1	1	90	0	0	3	0	1	1	0	0	0	0	0
12	GK	Joseph Bendik	1	1	90	0	0	0	0	0	0	0	0	0	0	0
28	DEF	Mark Bloom	1	1	90	0	0	1	1	0	1	0	0	0	0	0
25	MID	Danleigh Borman	1	1	80	0	0	0	0	2	1	0	1	1	0	0
2	DEF	Andrew Boyens	2	2	135	0	0	1	1	2	1	0	0	0	0	0
17	FWD	Justin Braun	2	0	73	0	0	4	1	1	0	2	0	1	0	0
3	DEF	Adam Braz	1	0	3	0	0	0	0	0	0	0	0	0	0	0
33	MID	Junior Borges	1	0	5	0	0	1	1	0	0	0	1	0	0	0
13	DEF	Steven Caldwell	2	2	180	0	0	1	0	1	1	1	0	0	0	0
12	DEF	Adrian Cann	4	4	360	0	0	1	0	4	1	0	0	3	0	0
2	MID	Sam Cronin	2	2	180	0	0	0	0	2	0	0	0	0	0	0
7	FWD	Bright Dike	2	1	97	0	0	1	0	2	2	1	0	0	0	0
18	GK	Srdjan Djekanovic	1	1	90	0	0	0	0	0	0	0	0	0	0	0
23	MID	Terry Dunfield	2	2	148	0	0	1	1	2	1	2	0	0	0	0
12	DEF	Todd Dunivant	2	2	180	0	0	2	1	1	3	0	0	0	0	0
27	DEF	Richard Ekersley	6	6	540	0	2	1	6	0	0	0	0	0	0	0
3	DEF	Jonas Elmer	2	0	1	0	0	0	0	0	0	0	0	0	0	0
2	DEF	Logan Emory	2	2	135	0	0	0	0	5	0	0	0	1	1	0
2	D/M	Hunter Freeman	1	1	90	0	0	0	0	2	1	0	0	0	1	0
24	GK	Stefan Frei	6	6	540	0	0	0	0	0	0	0	0	0	0	0
22	MID	Torsten Frings	3	3	270	0	0	5	1	5	0	0	5	0	0	0
4	DEF	Nick Garcia	2	1	101	0	0	0	0	0	0	0	0	0	0	0
8	MID	Dan Gargan	3	3	270	0	0	1	0	6	2	0	0	0	0	0
10	FWD	Ali Gerba	1	1	63	0	0	0	0	1	0	1	0	0	0	0
26	DEF	Matt Gold	1	0	3	0	0	0	0	1	0	0	0	0	0	0
25	DEF	Jeremy Hall	3	2	225	0	0	1	0	2	2	0	0	1	0	0
20	DEF	Ty Harden	1	1	90	0	0	1	0	3	0	0	0	0	0	0
5	DEF	Kevin Harmse	2	1	135	0	0	1	1	1	1	0	0	0	0	0
4	DEF	Doneil Henry	3	3	258	0	0	2	0	4	1	0	0	1	0	0
34	DEF	Raivis Hscanovics	1	0	16	0	0	0	0	0	0	0	0	0	0	0
3	DEF	Andy Iro	1	1	90	0	0	0	0	1	2	0	0	0	0	0
3	DEF	Julius James	1	1	45	0	0	0	0	0	0	0	0	0	0	0
30	GK	Milos Kocic	4	4	360	0	0	0	0	0	0	0	0	0	0	0
70	FWD	Peti Marosovic	1	1	90	0	0	0	0	0	0	0	0	0	0	0
14	FWD	Tyrene Marshall	4	4	360	0	0	0	0	3	2	0	0	0	0	0
33	FWD	Javier Martina	2	1	51	0	0	1	1	0	1	0	0	0	0	0
21	DEF	Aaron Maund	2	1	102	0	0	0	0	0	0	0	0	0	0	0
17	MID	Joey Melo	1	0	23	0	0	1	1	0	0	0	0	0	0	0
22	GK	David Monsalve	1	1	90	0	0	0	0	0	1	0	0	0	0	0
5	DEF	Ashtone Morgan	6	4	415	0	0	5	1	7	5	0	0	2	0	0
15	MID	Joseph Nane	1	0	7	0	0	0	0	0	0	0	0	0	0	0
7	MID	Ronnie O'Brien	2	2	167	0	0	4	3	0	1	0	4	0	0	0
48	DEF	Darren O'Dea	1	1	90	0	0	1	1	1	0	0	0	0	0	0
21	MID	Jonathan Osorio	2	2	180	0	0	2	0	2	4	0	3	0	0	0
23	FWD	Jacob Peterson	3	3	192	0	0	2	0	2	2	0	5	0	0	0
13	D/M	Chris Pozniak	3	1	128	0	0	0	0	1	0	0	0	1	0	0
23	MID	Alvaro Rey	2	2	179	0	0	4	2	1	3	0	0	0	0	0
32	MID	Laurent Robert	1	1	90	0	0	2	1	1	0	0	2	0	0	0
25	FWD	Carlos Ruiz	1	0	17	0	0	0	0	0	0	0	0	0	0	0
21	FWD	Collin Samuel	2	2	180	0	0	3	0	4	5	2	0	1	0	0
22	DEF	Amadou Sanyang	1	1	69	0	0	0	0	2	0	0	0	0	0	0
25	MID	Martin Saric	1	0	21	0	0	0	0	1	0	0	0	0	0	0
15	DEF	Adrian Serieux	1	1	90	0	0	0	0	0	0	0	0	0	0	0
23	FWD	Jarrod Smith	1	1	45	0	0	1	1	0	1	0	0	0	0	0
13	FWD	Johann Smith	2	0	7	0	0	1	0	0	0	0	0	0	0	0
10	MID	Alen Stevanovic	1	0	29	0	0	2	1	1	0	0	0	0	0	0
11	D/M	Nathan Sturgis	1	0	45	0	0	0	0	0	1	0	1	0	0	0
1	GK	Greg Sutton	3	3	270	0	0	0	0	0	0	0	0	0	0	0
22	MID	Tony Tchan	1	1	90	0	0	0	0	4	1	0	0	0	0	0
33	DEF	Maksim Usanov	2	2	169	0	0	0	0	5	2	0	0	1	0	0
4	DEF	Marco Velez	2	2	159	0	0	0	0	0	0	0	0	0	0	0
8	FWD	Pablo Vitti	1	1	84	0	0	1	0	1	3	0	0	0	0	0
32	FWD	Andreas Wiedeman	4	2	167	0	0	1	1	1	0	0	0	0	0	0
31	DEF	Dacey Williams	1	1	90	0	0	1	1	3	1	0	0	0	0	0
19	DEF	Mikael Yourassowsky	1	0	29	0	0	3	0	0	1	0	0	0	0	0
		TEAM TOTALS	16	16	1440	21	24	196	74	223	144	28	58	33	2	0
		OPPONENT TOTALS	16	16	1440	27	23	236	97	144	223	38	80	17	1	0



#### FRONT OFFICE ADDRESS

Chivas USA  
StubHub Center  
18400 Avalon Blvd., Suite 500  
Carson, CA 90746  
(310) 630-4550 – Office  
(310) 630-4551 – Fax  
www.cdchivasusa.com

#### TEAM INFORMATION

Head Coach: Wilmer Cabrera  
Assistant Coach: Paul Caffrey  
Assistant Coach: Othoniel Gonzalez  
Goalkeepers Coach: Claine Plummer  
Strength & Conditioning Coach: Osvaldo Scansetti  
Director of Soccer Operations: Kevin Esparza  
Head Athletic Trainer: Jose Sanchez Uribe  
Assistant Athletic Trainer: Ricky Martinez  
Team Administrator: Manuel Tejeda  
Equipment Manager: Jose Vargas  
Massage Therapist: Miguel Torres  
Head Physicians: Michael Gerhardt MD, Dave Wallis MD

#### STADIUM INFORMATION

StubHub Center  
18400 Avalon Blvd.  
Carson, CA 90746  
Capacity: 18,800  
Field size: 120'x75'  
Press Box Phone Number: 310-630-2288  
Press Box Fax: 310-630-2289  
Team Colors: Red, White and Blue

#### PRACTICE FACILITIES

StubHub Center  
18400 Avalon Blvd.  
Carson, CA 90746

#### VISITING TEAM HOTEL

Torrance Marriott South Bay  
3635 Fashion Way  
Torrance, CA 90503  
Telephone: 310-316-3636  
Fax: 310-543-6076

#### PR DIRECTORY

Cristina Maillio Belda | @ancris19  
Manager of Communications  
O: 310-630-4554  
C: 310-650-2434  
cmaillio@cdchivasusa.com

Alejandro Arpiza  
Information Coordinator  
O: 310-630-4583  
C: 310-982-3656  
aarpiza@cdchivasusa.com

Olivia Cervantes | @Uh\_Livia  
Social Media & Website Coordinator  
O: 310-630-4558  
C: 323-823-5663  
ocervantes@cdchivasusa.com

PR Email: communications@cdchivasusa.com

#### SOCIAL MEDIA DIRECTORY

Facebook: chivasusa  
Twitter: @cdchivasusa  
In-Game Twitter: @chivasgameday  
Twitter hashtag: #ChivasUSA  
Flickr: CD Chivas USA  
YouTube: chivasusa 1908  
Instagram: chivasusa  
Pinterest: Chivas USA  
Google+: Chivas USA

TORONTO FC CAREER STATISTICS VS. CHIVAS USA (2-9-1)																
UNF	POS	GOALKEEPER	GP	GS	MIN	SHTS	SV	GA	GAA	PG	PA	W	L	T	SO	O'TIME
12	GK	Joseph Bendik	1	1	90	3	2	1	1	0	0	0	1	0	0	0-0-0
30	GK	Milos Kocic	1	1	90	4	3	1	1	0	0	0	1	0	0	0-0-0
24	GK	Stefan Frei	6	6	540	34	24	10	1.67	1	1	2	3	1	1	0-0-0
39	GK	Kenny Stamatopoulos	1	1	90	6	4	2	2	0	0	0	1	0	0	0-0-0
1	GK	Greg Sutton	2	2	180	19	15	4	2	0	0	0	2	0	0	0-0-0
18	GK	Brian Edwards	1	1	90	6	3	3	3	0	0	0	1	0	0	0-0-0
TEAM TOTALS			12	12	1080	72	51	21	1.75	1	1	2	9	1	1	0-0-0
OPPONENT TOTALS			12	12	1080	51	42	6	0.5	0	0	9	2	1	7	0-0-0

TORONTO FC CAREER STATISTICS VS. CHIVAS USA (2-9-1)																
UNF	POS	PLAYER	GP	GS	MIN	G	A	SHT	SOG	FC	FS	OFF	CK	C	E	CP
19	FWD	Chad Barrett	6	5	409	1	1	14	10	3	2	7	1	0	0	0
3	DEF	Nana Attakora	4	4	335	1	0	1	1	1	2	0	0	0	0	0
11	MID	Jim Brennan	4	4	360	1	0	5	1	3	1	0	0	0	0	0
21	FWD	Alan Gordon	1	1	90	1	0	2	1	1	2	3	0	0	0	0
20	MID	Amado Guevara	3	3	232	1	0	3	1	2	6	1	16	0	0	0
15	MID	Tyler Rosenlund	1	1	90	1	0	4	3	1	1	0	0	0	0	0
23	FWD	Jacob Peterson	3	3	202	0	2	0	0	3	5	1	2	0	0	0
10	MID	Rohan Ricketts	3	2	181	0	2	0	0	3	3	0	5	0	0	0
29	FWD	Macon Santos	3	3	236	0	1	10	4	4	3	4	0	0	0	0
8	MID	Dan Gargan	2	2	180	0	1	1	0	6	3	0	0	1	0	0
3	DEF	Miguel Aceval	1	1	56	0	0	0	0	0	0	0	0	0	0	0
6	DEF	Gale Agbossoumonde	1	1	90	0	0	1	0	4	2	0	0	1	0	0
8	MID	Eric Avila	2	1	109	0	0	1	0	1	1	0	0	0	0	0
8	MID	Kyle Bekker	1	0	22	0	0	2	0	0	1	0	5	0	0	0
12	GK	Joseph Bendik	1	1	90	0	0	0	0	0	0	0	0	0	0	0
25	MID	Danleigh Borman	2	1	96	0	0	0	0	2	0	0	0	0	0	0
2	DEF	Andrew Boyens	2	2	180	0	0	0	0	3	1	0	0	0	0	0
17	FWD	Justin Braun	1	0	45	0	0	0	0	1	1	1	0	1	0	0
3	DEF	Adam Braz	2	1	104	0	0	0	0	3	1	0	0	0	0	0
22	F/M	Jeremy Brockie	1	1	90	0	0	2	1	1	0	0	1	0	0	0
12	FWD	Edson Buddle	1	1	90	0	0	3	2	1	2	2	0	0	0	0
13	DEF	Steven Caldwell	1	1	90	0	0	0	0	2	0	0	0	0	0	0
23	MID	Miguel Canizalez	1	1	90	0	0	0	0	0	0	0	0	0	0	0
12	DEF	Adrian Cann	4	4	360	0	0	0	0	3	3	0	0	0	0	0
9	FWD	Conor Casey	1	0	25	0	0	0	0	0	0	0	0	0	0	0
15	MID	Bobby Convey	1	1	90	0	0	0	0	1	2	3	0	0	0	0
2	MID	Sam Cronin	2	2	169	0	0	3	0	1	2	0	0	0	0	0
96	FWD	Jeff Cunningham	1	0	20	0	0	0	0	0	1	0	0	0	0	0
6	MID	Julian de Guzman	4	3	270	0	0	0	0	3	6	0	0	1	0	0
14	FWD	Dwayne De Rosario	3	3	270	0	0	15	5	4	2	3	6	1	0	0
9	FWD	Danny Dichio	3	2	225	0	0	2	2	6	1	1	0	1	0	0
23	MID	Terry Dunfield	2	1	135	0	0	1	0	3	1	0	0	0	0	0
12	DEF	Todd Dunivant	1	1	70	0	0	0	0	1	0	0	0	0	0	0
10	FWD	Robert Earnshaw	1	1	45	0	0	0	0	0	0	0	0	0	0	0
27	DEF	Richard Eckersley	3	3	270	0	0	2	0	9	5	0	0	1	0	0
6	MID	Maurice Edu	1	1	90	0	0	0	0	1	3	0	0	0	0	0
18	GK	Brian Edwards	1	1	90	0	0	0	0	0	0	0	0	0	0	0
10	FWD	Alecko Eskandarian	1	1	90	0	0	1	1	3	0	0	0	0	0	0
24	GK	Stefan Frei	6	6	540	0	0	0	0	0	2	0	0	0	0	0
22	MID	Torsten Frings	1	1	90	0	0	0	0	1	1	0	0	0	0	0
4	DEF	Nick Garcia	2	2	163	0	0	0	0	3	0	0	0	0	0	0
26	FWD	Derek Gaudet	1	0	27	0	0	0	0	0	0	0	0	0	0	0
10	FWD	Ali Gerba	1	0	37	0	0	3	0	1	0	0	0	0	0	0
32	DEF	Emmanuel Gomez	1	1	90	0	0	0	0	1	0	0	0	0	0	0
20	DEF	Ty Hardin	3	2	210	0	0	0	0	0	0	0	0	0	0	0
5	DEF	Kevin Harmse	1	1	90	0	0	1	0	2	4	0	0	0	0	0
4	DEF	Doneil Henry	1	0	34	0	0	0	0	1	0	0	0	0	0	0
7	FWD	Fuad Ibrahim	3	0	48	0	0	0	0	0	4	0	0	0	0	0
3	DEF	Andy Iro	1	1	90	0	0	0	0	1	1	0	0	1	0	0
3	DEF	Julius James	1	1	58	0	0	0	0	0	1	0	0	0	0	0
9	FWD	Ryan Johnson	2	2	163	0	0	7	3	5	1	0	0	0	0	0
35	DEF	Diaz Kambere	1	1	90	0	0	0	0	0	0	0	0	0	0	0
30	GK	Milos Kocic	1	1	90	0	0	0	0	0	0	0	0	0	0	0
14	FWD	Danny Koevrmans	2	2	174	0	0	3	3	3	0	3	0	1	0	0
20	MID	Matias Laba	1	1	90	0	0	0	0	2	1	0	0	0	0	0
21	MID	Nick LaBrocca	1	0	23	0	0	0	0	0	0	0	0	0	0	0
19	NON	Reggie Lambe	1	1	90	0	0	1	1	2	1	0	3	1	0	0
37	FWD	Nicholas Lindsay	1	0	48	0	0	1	1	1	0	0	0	0	0	0
19	FWD	Andrea Lombardo	1	1	45	0	0	2	1	0	3	1	0	0	0	0
70	FWD	Peri Marosevic	1	0	17	0	0	0	0	0	0	0	0	0	0	0
14	FWD	Tyrone Marshall	2	2	180	0	0	0	0	5	2	0	0	1	0	0
33	FWD	Javier Martina	1	1	90	0	0	1	1	1	1	2	0	0	0	0
10	FWD	Mista	1	0	34	0	0	2	1	1	0	0	1	0	0	0
5	DEF	Ashtone Morgan	3	3	270	0	0	1	0	3	3	0	0	1	0	0
8	MID	Richard Mulrooney	1	1	90	0	0	0	0	0	3	0	0	0	0	0
17	MID	Paulo Nagamura	1	1	90	0	0	1	1	2	3	0	0	0	1	0
15	MID	Joseph Nane	1	1	90	0	0	0	0	1	0	0	0	0	0	0
21	MID	Jonathan Osorio	1	1	90	0	0	2	1	1	1	0	2	0	0	0
7	FWD	Joao Plata	2	1	110	0	0	2	0	1	0	0	10	0	0	0
4	DEF	Marco Reda	1	1	76	0	0	0	0	1	1	0	0	0	0	0
34	D/M	Tim Regan	1	1	90	0	0	1	0	0	0	0	0	0	0	0
33	MID	Carl Robinson	5	5	450	0	0	2	1	6	4	0	5	1	0	0
25	FWD	Carlos Ruiz	1	1	90	0	0	0	0	1	2	0	0	0	0	0
16	MID	Darel Russell	1	1	68	0	0	2	1	3	3	0	0	0	0	0
21	FWD	Collin Samuel	1	1	90	0	0	2	0	1	2	1	0	0	0	0
22	DEF	Amadou Sanyang	1	0	11	0	0	0	0	0	0	0	0	0	0	0
15	DEF	Adrian Serrioux	2	2	180	0	0	1	1	0	4	1	0	0	1	0
11	MID	Luis Silva	1	1	71	0	0	1	0	0	1	0	0	0	0	0
13	FWD	Johann Smith	2	1	122	0	0	2	2	1	5	0	3	0	0	0
18	FWD	Nick Souisma	1	1	90	0	0	0	0	0	0	0	1	1	0	0
39	GK	Kenny Stamatopoulos	1	1	90	0	0	0	0	0	0	0	0	0	0	0
10	MID	Allen Stevanovic	1	1	70	0	0	1	0	0	1	0	0	0	0	0
1	GK	Greg Sutton	2	2	180	0	0	0	0	0	0	0	0	0	0	0
22	MID	Tony Tchani	1	1	90	0	0	1	1	3	4	0	0	0	0	0
13	DEF	Rick Titus	1	1	90	0	0	0	0	0	0	0	0	0	0	0
33	DEF	Maksim Usanov	1	1	60	0	0	0	0	1	1	0	0	0	0	0
4	DEF	Marco Velez	3	3	225	0	0	1	0	2	1	0	0	0	0	1
8	FWD	Pablo Vitti	2	2	170	0	0	1	0	6	7	2	0	0	0	0
7	MID	Andy Welsh	2	2	128	0	0	0	0	2	5	0	1	0	0	0
17	FWD	O'Brien White	2	1	62	0	0	0	0	0	0	0	0	0	1	0
31	DEF	Drew Williams	1	0	25	0	0	0	0	0	0	0	0	0	0	0
16	DEF	Marvell Wynne	4	3	297	0	0	3	1	2	2	1	0	0	0	0
TEAM TOTALS			12	12	1080	6	7	118	51	166	151	36	63	16	1	0
OPPONENT TOTALS			12	12	1080	21	24	151	72	151	166	37	56	17	2	0

# COLORADO RAPIDS



## FRONT OFFICE ADDRESS

Colorado Rapids  
Dick's Sporting Goods Park  
6000 Victory Way  
Commerce City, CO 80022  
(303) 727-3500  
www.coloradorapids.com

## TEAM INFORMATION

President: Tim Hinchey  
Technical Director: Paul Bravo  
Head Coach: TDB  
Assistant Coach: TBD  
Assistant Coach: Steve Cooke  
Assistant Goalkeeper Coach: Chris Sharpe  
Director, Team Operations: Jeff Mathews  
Equipment Manager: Brandy Lay

## STADIUM INFORMATION

Dick's Sporting Goods Park  
6000 Victory Way, Commerce City, CO 80022  
Press Box Phone Number: (303) 727-3555  
MLS Capacity: 18,086  
Surface: Kentucky Bluegrass  
Field Dimensions: 120 x 75 yards  
Largest Soccer Attendance: 19,680 vs. Chicago Fire on July 4, 2009  
Team Colors: Burgundy, white and onyx

## TRAINING FACILITIES

Dick's Sporting Goods Park Auxiliary Fields  
6000 Victory Way  
Commerce City, CO 80022

## PR DIRECTORY

David Lindholm | @Lindholmes  
Director, Media Relations  
O: 303-727-3503  
C: 720-320-9302  
Dlindholm@dsgpark.com

Rachel Sweeney | @sweeneybear  
Coordinator, Media Relations  
O: 303-727-3508  
C: 303-512-3014  
RSweeney@dsgpark.com

PR Email: rapidsmedia@dsgpark.com

## SOCIAL MEDIA DIRECTORY

Facebook: ColoradoRapids  
Twitter: @ColoradoRapids  
In-Game Twitter: @ColoradoRapids  
Twitter hashtag: #Rapids  
YouTube: ColoradoRapids  
Instagram: ColoradoRapids

## TORONTO FC CAREER STATISTICS VS. COLORADO RAPIDS (7-4-1)

UNF	POS	GOALKEEPER	GP	GS	MIN	SHTS	SV	GA	GAA	PG	PA	W	L	T	SO	O'TIME
1	GK	Greg Sutton	1	1	90	11	10	0	0	0	0	1	0	0	1	0-0-0
12	GK	Joseph Bendik	1	1	90	3	2	1	1	0	0	1	0	0	0	0-0-0
18	GK	Srdjan Djekanovic	1	1	90	3	2	1	1	0	0	1	0	0	0	0-0-0
18	GK	Brian Edwards	1	1	90	8	7	1	1	0	0	1	0	0	0	0-0-0
30	GK	Milos Kocic	2	2	180	10	6	2	1	0	0	2	0	0	0	0-0-0
39	GK	Kenny Stamatopoulos	1	1	90	5	4	1	1	1	1	0	1	0	0	0-0-0
24	GK	Stefan Frei	5	5	450	27	20	6	1.2	2	3	2	2	1	2	0-0-0
TEAM TOTALS			12	12	1080	67	51	12	1	3	4	7	4	1	3	0-0-0
OPPONENT TOTALS			12	12	1080	50	33	15	1.25	1	2	4	7	1	4	0-0-0

## TORONTO FC CAREER STATISTICS VS. COLORADO RAPIDS (7-4-1)

UNF	POS	PLAYER	GP	GS	MIN	G	A	SHT	SOG	FC	FS	OFF	CK	C	E	CP
14	FWD	Dwayne De Rosario	4	4	360	2	1	9	4	6	4	9	0	0	0	0
9	FWD	Danny Dichio	4	2	189	2	1	6	3	5	6	3	0	2	0	0
14	FWD	Danny Koevermans	1	1	74	2	0	2	2	0	1	1	0	0	0	0
10	MID	Rohan Ricketts	2	2	168	2	0	3	3	2	2	0	2	0	0	0
19	FWD	Chad Barrett	5	5	394	1	1	3	1	6	6	3	1	1	0	0
2	DEF	Andrew Boyens	1	1	90	1	1	1	2	0	0	0	0	0	0	0
3	DEF	Nana Attakora	6	5	456	1	0	1	1	3	3	0	0	1	0	0
7	FWD	Fuad Ibrahim	2	2	180	1	0	3	1	1	2	0	3	0	0	0
9	FWD	Ryan Johnson	2	2	180	1	0	8	2	4	2	2	0	0	0	0
17	FWD	O'Brian White	3	1	91	1	0	2	1	0	0	0	0	0	0	0
32	FWD	Andrew Wiedeman	1	0	31	1	0	1	1	1	0	0	0	0	0	0
11	MID	Luis Silva	2	2	180	0	2	5	3	1	2	0	7	0	0	0
16	DEF	Marvell Wynne	5	5	450	0	2	3	0	2	6	0	0	0	0	0
2	MID	Sam Cronin	3	3	270	0	1	0	0	1	3	0	0	0	0	0
20	MID	Amado Guevara	1	1	90	0	1	3	2	1	2	0	5	0	0	0
4	DEF	Doneil Henry	1	1	90	0	1	1	0	1	2	0	0	0	0	0
5	DEF	Ashtone Morgan	2	2	180	0	1	0	0	4	0	1	0	0	0	0
7	MID	Ronnie O'Brien	1	1	90	0	1	1	1	0	4	0	8	0	0	0
18	FWD	Nick Soolsma	2	2	170	0	1	2	2	1	2	0	1	0	0	0
6	DEF	Gale Agbossoumonde	1	1	90	0	0	0	0	3	1	0	0	0	0	0
8	MID	Eric Avila	2	2	147	0	0	2	1	3	1	0	0	0	0	0
12	GK	Joseph Bendik	1	1	90	0	0	0	0	0	0	0	0	0	0	0
7	MID	John Bostock	1	0	1	0	0	1	0	0	0	0	0	0	0	0
3	DEF	Adam Braz	1	1	45	0	0	0	0	0	0	0	0	1	0	0
11	MID	Jim Brennan	4	4	360	0	0	0	3	0	0	1	0	0	0	0
12	FWD	Edson Buddle	1	0	1	0	0	0	0	0	0	0	0	0	0	0
23	MID	Miguel Canizalez	2	0	52	0	0	1	0	1	0	1	0	0	0	0
12	DEF	Adrian Cann	3	3	256	0	0	0	0	3	2	0	0	0	0	0
96	FWD	Jeff Cunningham	3	3	269	0	0	5	2	4	6	6	0	1	0	0
6	MID	Julian de Guzman	2	2	180	0	0	1	0	4	5	0	0	1	0	0
18	GK	Srdjan Djekanovic	1	1	90	0	0	0	0	0	0	0	0	1	0	0
29	FWD	Maicon Santos	2	0	75	0	0	3	1	3	1	1	0	0	0	0
23	MID	Terry Dunfield	2	1	100	0	0	1	1	3	1	1	0	0	0	0
12	DEF	Todd Dunivant	2	2	180	0	0	1	1	0	1	0	1	0	0	0
10	FWD	Robert Earnshaw	1	1	90	0	0	4	2	0	0	0	0	0	0	0
27	DEF	Richard Eckersley	3	3	270	0	0	1	1	3	7	0	0	0	0	0
6	MID	Maurice Edu	2	2	180	0	0	1	1	5	6	0	0	0	0	0
18	GK	Brian Edwards	1	1	90	0	0	0	0	0	0	0	0	0	0	0
2	DEF	Logan Emory	2	2	179	0	0	1	0	3	2	0	0	0	0	0
31	FWD	Hogan Ephraim	1	1	78	0	0	0	0	0	1	1	0	0	0	0
5	DEF	Lesly Fellingga	1	0	22	0	0	0	0	0	0	0	0	0	0	0
24	GK	Stefan Frei	5	5	450	0	0	0	0	0	1	0	0	0	0	0
22	MID	Torsten Frings	2	2	180	0	0	0	0	1	2	0	4	0	0	0
27	D/M	Gabe Gola	4	1	102	0	0	1	1	2	1	0	0	0	0	0
4	DEF	Nick Garcia	3	2	180	0	0	0	0	1	0	0	0	0	0	0
8	MID	Dan Gargan	3	2	190	0	0	0	0	2	0	0	0	1	0	0
10	FWD	Ali Gerba	2	1	102	0	0	3	0	1	0	1	0	0	0	0
8	DEF	Kevin Goldthwaite	1	1	81	0	0	3	2	2	0	0	0	0	1	0
32	DEF	Emmanuel Gomez	2	1	59	0	0	0	0	2	0	0	0	0	0	0
25	DEF	Jeremy Hall	1	1	90	0	0	0	0	2	0	0	0	0	0	0
20	DEF	Ty Harden	3	2	194	0	0	0	0	1	2	0	0	0	0	0
5	DEF	Kevin Harmse	2	2	180	0	0	2	1	3	3	0	0	1	0	0
24	MID	Tyler Hemming	1	0	45	0	0	1	1	0	0	0	0	0	0	0
3	DEF	Andy Iro	1	1	90	0	0	1	0	1	4	0	0	0	0	0
3	DEF	Julius James	3	3	90	0	0	0	0	3	0	0	0	0	0	0
30	GK	Milos Kocic	2	2	180	0	0	0	0	0	0	0	0	0	0	0
20	MID	Matias Laba	1	1	87	0	0	0	0	1	1	0	0	0	0	0
21	MID	Nick LaBrocca	2	2	150	0	0	1	1	1	0	0	1	0	0	0
19	NON	Reggie Lambe	2	2	175	0	0	1	0	2	5	0	0	0	0	0
14	FWD	Tyrone Marshall	2	2	123	0	0	0	0	0	0	0	0	0	0	0
33	FWD	Javier Martina	1	1	90	0	0	0	0	2	0	0	0	1	0	0
17	MID	Joey Melo	1	0	27	0	0	0	0	0	1	0	1	0	0	0
48	DEF	Darren O'Dea	1	1	90	0	0	2	0	0	0	0	0	0	0	0
21	MID	Jonathan Osorio	1	0	3	0	0	0	0	0	0	0	0	0	0	0
23	FWD	Jacob Peterson	1	0	30	0	0	1	0	0	1	0	1	0	0	0
7	FWD	Joao Plata	1	1	60	0	0	1	1	0	0	1	0	0	0	0
13	D/M	Chris Pozniak	2	2	153	0	0	1	0	4	4	0	0	0	0	0
33	M/F	Ryan Richter	1	1	90	0	0	1	0	1	1	0	0	0	0	0
32	MID	Laurent Robert	1	1	90	0	0	2	0	1	1	0	4	0	0	0
33	MID	Carl Robinson	3	3	270	0	0	1	1	4	4	0	0	2	0	0
15	MID	Tyler Rosenlund	1	0	57	0	0	0	0	1	1	0	0	0	0	0
16	MID	Darel Russell	1	0	12	0	0	0	0	1	0	0	0	1	0	0
21	FWD	Collin Samuel	1	1	90	0	0	0	0	1	1	0	0	0	0	0
22	DEF	Amadou Sanyang	1	1	76	0	0	0	0	3	0	0	0	1	1	0
25	MID	Martin Saric	2	2	125	0	0	1	0	5	2	0	0	1	0	0
15	DEF	Adrian Serieux	1	0	39	0	0	0	0	1	0	0	0	0	1	0
23	FWD	Jarrod Smith	2	1	102	0	0	3	0	0	0	0	0	0	0	0
39	GK	Kenny Stamatopoulos	1	1	90	0	0	0	0	0	0	0	0	0	0	0
10	MID	Alen Stevanovic	1	1	90	0	0	1	0	1	1	0	0	0	0	0
15	MID	Matt Stinson	2	0	21	0	0	2	0	0	0	0	0	0	0	0
11	D/M	Nathan Sturgis	1	1	84	0	0	1	0	1	1	0	0	0	0	0
1	GK	Greg Sutton	1	1	90	0	0	0	0	0	1	0	0	1	0	0
28	DEF	Olivier Tebily	1	1	90	0	0	0	0	1	1	0	0	0	0	0
33	DEF	Maksim Usanov	2	2	180	0	0	0	0	5	1	0	0	1	0	0
4	DEF	Marco Velez	1	1	90	0	0	0	0	1	0	0	0	0	0	0
8	FWD	Pablo Vitti	2	2	138	0	0	1	1	2	2	0	0	0	0	0
7	MID	Andy Welsh	1	1	66	0	0	3	3	0	1	0	0	0	0	0
31	DEF	Dicoy Williams	0	0	0	0	0	0	0	0	1	0	0	0	0	0
19	DEF	Mikael Youraszowsky	2	1	92	0	0	1	0	1	4	1	0	0	0	0
TEAM TOTALS			12	12	1080	15	14	114	50	137	140	32	41	18	3	0
OPPONENT TOTALS			12	12	1080	12	7	141	67	140	137	25	43	11	3	0

# COLUMBUS CREW



## FRONT OFFICE ADDRESS

Columbus Crew  
Crew Stadium  
One Black & Gold Boulevard  
Columbus, OH 43211  
D: (614) 447-2739  
F: (614) 447-4109  
www.TheCrew.com

## TEAM INFORMATION

Sporting Director & Head Coach: Gregg Berhalter  
Director of Soccer Operations: Asher Mendelsohn  
Assistant Coach: Josh Wolff  
Assistant Coach: Pat Onstad  
Assistant Coach: Rob Maaskant  
Strength and Conditioning Coach: Brook Hamilton  
Director of Team Operations: Tucker Walther  
Equipment Manager: John Velasco  
Head Athletic Trainer: Craig Devine  
Assistant Athletic Trainer: Steven Purcell

## STADIUM INFORMATION

Crew Stadium  
One Black & Gold Boulevard, Columbus, OH 43211  
Press Box Phone Number: (614) 447-4289  
MLS Capacity: 20,145 (expandable)  
Surface: Four-Blend Kentucky Blue Grass  
Field Dimensions: 115 x 75 yards  
Largest Soccer Attendance: 24,685 – U.S. Men's National Team  
vs. Mexico – September 3, 2005  
Team Colors: Black & Gold

## TRAINING FACILITIES

Columbus Crew Training Center at Obetz  
4153 Alum Creek Drive  
Obetz, OH 43207  
D: (614) 492-1283  
F: (614) 492-1512

## COMMUNICATIONS DIRECTORY

Alex Caulfield | @Alex\_Caulfield  
Senior Director of Communications  
O: 614-447-4190  
C: 216-978-7212  
acaulfield@thecrew.com  
  
Tim Miller | @TimothyKMiller  
Manager, Communications  
O: 614-447-4176  
C: 847-828-2003  
TMiller@thecrew.com

PR Email: crewcommunications@thecrew.com

## SOCIAL MEDIA DIRECTORY


Facebook: ColumbusCrew  
Twitter: @ColumbusCrew  
Twitter hashtag: #Crew96  
YouTube: CrewCommunications  
Instagram: ColumbusCrew  
Pinterest: Crew96  
Google+: +ColumbusCrew

## TORONTO FC CAREER STATISTICS VS. COLUMBUS CREW (2-10-7)

UNF	POS	GOALKEEPER	GP	GS	MIN	SHTS	SV	GA	GAA	PG	PA	W	L	T	SO	O'TIME
1	GK	Greg Sutton	4	3	315	16	11	3	0.86	0	1	0	0	4	1	0-0-0
1	GK	Jon Conway	1	1	72	2	2	1	1.25	0	0	0	0	0	0	0-0-0
12	GK	Joseph Bendik	3	3	270	13	9	4	1.33	0	0	1	2	0	0	0-0-0
24	GK	Stefan Frei	6	6	471	34	25	8	1.53	1	1	0	2	2	0	0-0-0
18	GK	Srdjan Djekanovic	1	1	90	7	4	2	2	0	0	0	1	0	0	0-0-0
18	GK	Brian Edwards	1	1	90	7	5	2	2	0	0	0	1	0	0	0-0-0
41	GK	Freddy Hall	2	2	180	8	4	4	2	1	1	0	2	0	0	0-0-0
39	GK	Kenny Stamatopoulos	1	1	90	8	6	2	2	0	0	0	1	0	0	0-0-0
30	GK	Milos Kocic	3	1	131	8	4	4	2.75	0	1	1	1	1	0	0-0-0
TEAM TOTALS			19	19	1710	103	70	30	1.58	2	4	2	10	7	1	0-0-0
OPPONENT TOTALS			19	19	1710	77	59	19	1	0	1	10	2	7	7	0-0-0

## TORONTO FC CAREER STATISTICS VS. COLUMBUS CREW (2-10-7)

UNF	POS	PLAYER	GP	GS	MIN	G	A	SHT	SOG	FC	FS	OFF	CK	C	E	CP
32	FWD	Andrew Wiedeman	3	2	196	2	0	7	2	1	3	3	0	0	0	0
6	MID	Julian de Guzman	5	5	444	1	2	3	1	7	8	0	0	1	0	0
19	FWD	Chad Barrett	4	4	293	1	1	5	2	2	3	1	0	1	0	0
9	FWD	Ryan Johnson	4	4	336	1	1	5	3	5	3	1	0	0	0	0
11	MID	Jim Brennan	10	10	900	1	0	11	5	13	5	0	1	2	0	0
23	MID	Miguel Canizalez	1	1	90	1	0	2	1	1	1	0	1	0	0	0
14	FWD	Dwayne De Rosario	4	3	315	1	0	10	2	2	1	2	7	0	0	0
9	FWD	Danny Dichio	8	3	296	1	0	5	3	7	2	1	0	1	0	0
29	FWD	Maicon Santos	2	2	157	1	0	3	2	2	4	0	0	0	0	0
10	FWD	Ali Gerba	1	1	87	1	0	1	1	1	0	2	0	0	0	0
14	FWD	Danny Kaeveermans	2	1	93	1	0	2	0	1	0	1	0	0	0	0
21	MID	Jonathan Osorio	3	2	213	1	0	4	1	2	6	1	5	1	0	0
23	FWD	Jacob Peterson	2	2	180	1	0	3	1	1	6	0	5	0	0	0
33	MID	Carl Robinson	7	7	626	1	0	3	2	12	6	0	1	1	0	0
11	MID	Luis Silva	4	3	315	1	0	8	1	4	8	2	6	0	0	0
18	FWD	Nick Soolsma	2	2	125	1	0	2	1	1	2	0	4	0	0	0
22	MID	Tony Tchani	1	1	41	1	0	1	1	2	0	0	0	1	1	0
15	MID	Bobby Convey	3	2	225	0	2	0	0	1	2	0	10	1	0	0
20	MID	Amado Guevara	4	4	279	0	2	6	2	6	1	1	9	0	0	0
18	FWD	Quincy Amarikwa	1	0	19	0	1	2	1	1	1	0	0	0	0	0
22	F/M	Jeremy Brockie	3	2	206	0	1	5	1	3	4	1	0	0	0	0
2	MID	Sam Cronin	3	3	270	0	1	1	0	2	0	0	0	0	0	0
96	FWD	Jeff Cunningham	5	4	268	0	1	8	4	0	2	5	0	0	0	0
22	MID	Torsten Frings	2	2	161	0	1	4	1	1	2	0	3	0	0	0
21	FWD	Alan Gordon	1	1	45	0	1	1	1	3	1	0	0	0	0	0
29	FWD	Eric Hassli	1	1	90	0	1	1	1	1	1	2	0	0	0	0
21	MID	Nick LaBrocca	2	1	128	0	1	1	1	1	1	0	3	0	0	0
37	FWD	Nicholas Lindsay	1	1	73	0	1	1	0	0	2	0	0	0	0	0
7	FWD	Joao Plata	3	2	193	0	1	4	2	1	3	0	7	0	0	0
13	D/M	Chris Pozniak	3	3	270	0	1	2	2	3	3	1	0	0	0	0
8	FWD	Pablo Vitti	3	3	270	0	1	3	1	4	7	1	0	0	0	0
16	DEF	Marvell Wynne	8	8	720	0	1	3	2	7	2	1	0	0	0	0
3	DEF	Nana Attakora	2	2	180	0	0	2	0	4	2	0	0	0	0	0
8	MID	Eric Avila	3	4	205	0	0	5	0	5	4	0	3	1	0	0
12	GK	Joseph Bendik	3	3	270	0	0	0	0	0	0	0	0	0	0	0
25	MID	Danleigh Borman	1	1	90	0	0	0	0	1	1	1	0	0	0	0
2	DEF	Andrew Boyens	2	2	149	0	0	0	0	4	2	0	0	0	0	0
17	FWD	Justin Braun	2	2	90	0	0	1	0	3	3	1	0	0	0	0
12	FWD	Edson Buddle	1	0	3	0	0	0	0	0	0	0	0	0	0	0
33	MID	Junior Burgos	1	0	6	0	0	0	1	0	0	0	0	1	0	0
13	DEF	Steven Caldwell	3	3	270	0	0	0	1	3	4	0	0	0	0	0
12	DEF	Adrian Cann	2	2	180	0	0	0	0	1	1	0	0	0	0	0
1	GK	Jon Conway	1	1	72	0	0	0	0	0	1	0	0	0	1	0
18	GK	Srdjan Djekanovic	1	1	90	0	0	0	0	0	0	0	0	0	0	0
23	MID	Terry Dunfield	3	3	241	0	0	4	1	6	0	0	4	1	0	0
12	DEF	Todd Dunivant	3	3	245	0	0	3	1	4	3	1	6	0	0	0
10	FWD	Robert Earnshaw	2	2	155	0	0	6	4	0	1	3	0	0	0	0
27	DEF	Richard Ekersley	7	6	565	0	0	2	0	11	11	0	1	2	0	0
6	MID	Maurice Edu	4	6	353	0	0	7	2	7	5	1	0	0	0	0
18	GK	Brian Edwards	1	1	90	0	0	0	0	0	0	0	0	0	0	0
2	DEF	Logan Emory	2	1	94	0	0	1	1	1	0	0	0	0	0	0
2	D/M	Hunter Freeman	1	1	90	0	0	1	0	2	0	0	0	0	0	0
24	GK	Stefan Frei	6	6	471	0	0	0	0	0	1	0	0	0	0	0
27	D/M	Gabe Gola	1	1	52	0	0	0	0	0	0	1	0	0	0	0
4	DEF	Nick Garcia	3	3	270	0	0	0	0	2	3	0	0	1	0	0
8	MID	Dan Gargan	2	1	90	0	0	0	0	8	1	0	0	0	0	0
8	DEF	Kevin Goldthwaite	2	1	90	0	0	0	0	2	0	0	0	0	0	0
41	GK	Freddy Hall	2	2	180	0	0	0	0	0	0	0	0	0	0	0
25	DEF	Jeremy Hall	5	3	232	0	0	1	1	1	1	1	0	0	0	0
20	DEF	Ty Harden	4	4	360	0	0	0	0	6	2	0	0	1	0	0
5	DEF	Kevin Harmse	3	1	122	0	0	1	1	3	0	0	0	0	0	0
24	MID	Tyler Hemming	1	1	65	0	0	0	0	1	0	0	0	0	0	0
4	DEF	Donell Henry	4	3	291	0	0	1	0	4	2	1	0	0	0	0
34	DEF	Raivis Hiscanovics	1	1	90	0	0	0	0	0	0	0	0	0	0	0
3	DEF	Andy Iro	1	1	90	0	0	0	0	2	1	0	0	0	0	0
3	DEF	Julius James	1	1	90	0	0	0	0	1	0	0	0	0	0	0
30	GK	Milos Kocic	3	1	131	0	0	0	0	0	0	0	0	0	0	0
20	MID	Matias Laba	3	3	259	0	0	2	1	2	9	0	0	1	0	0
19	NON	Reggie Lambe	4	2	234	0	0	1	1	3	2	1	0	0	0	0
19	FWD	Andrea Lombardo	2	0	96	0	0	1	0	5	3	2	0	0	0	0
14	FWD	Tyrone Marshall	5	5	450	0	0	1	0	8	2	0	0	1	0	0
33	FWD	Javier Martina	1	1	64	0	0	1	1	0	1	0	0	0	0	0
21	DEF	Aaron Maund	1	0	5	0	0	0	0	0	0	0	0	0	0	0
5	DEF	Ashtone Morgan	6	6	526	0	0	2	1	4	8	0	0	1	0	0
7	MID	Ronnie O'Brien	2	2	180	0	0	1	0	5	2	0	8	0	0	0
48	DEF	Darren O'Dea	2	2	180	0	0	0	0	4	1	0	0	0	1	0
4	DEF	Marco Reda	1	1	90	0	0	0	0	1	0	0	0	0	0	0
23	MID	Alvaro Rey	2	1	69	0	0	2	0	3	1	0	0	0	0	0
33	M/F	Ryan Richter	1	1	90	0	0	0	0	0	1	0	0	0	0	0
10	MID	Rohan Ricketts	4	3	249	0	0	5	3	3	8	0	1	0	0	0
32	MID	Laurent Robert	1	1	90	0	0	3	1	0	1	0	3	0	0	0
15	MID	Tyler Rosenlund	1	0	3	0	0	0	0	0	0	0	0	0	0	0
25	FWD	Carlos Ruiz	1	1	90	0	0	1	0	0	1	2	0	0	0	0
21	FWD	Collin Samuel	3	3	270	0	0	5	3	5	3	1	0	0	0	0



#### FRONT OFFICE ADDRESS

D.C. United  
RFK Stadium  
2400 East Capitol St., SE  
Washington, D.C. 20003  
(202) 587-5000  
www.dcuplanned.com

#### TEAM INFORMATION

General Manager: Dave Kasper  
HEAD COACH: BEN OLSEN  
Assistant Coach: Chad Ashten  
Assistant Coach: Josh Wolff  
Assistant Coach: Preston Burpo  
Team Operations Coordinator: Tim Hall  
Equipment Manager: David Brauer  
Assistant Equipment Manager: Dan Deming

#### STADIUM INFORMATION

RFK Stadium  
2400 East Capitol St. SE, Washington, D.C. 20003  
Press Box Phone Number: (202) 547-0927  
MLS Capacity: 19,647 (expandable)  
Surface: Grass  
Field Dimensions: 72 x 110 yards  
Largest Soccer Attendance: 58,012 – U.S. v. Portugal,  
July 24, 1996 (1996 Olympic Games)  
Team Colors: Black & Red

#### TRAINING FACILITIES

RFK Auxiliary Fields  
2400 East Capitol Street, SE  
Washington, D.C. 20003

#### PR DIRECTORY

T.J. Scholl  
Communications & Press Coordinator  
O: 202-587-5429  
C: 910-389-1607  
tscholl@dcunited.com

#### SOCIAL MEDIA DIRECTORY

Facebook: dcunited  
Twitter: @dcunited  
In-Game Twitter: @DCUmatchday  
Twitter Hashtag: #DCU  
FourSquare: dcunited  
YouTube: dcunited  
Instagram: dcunited  
Google+: +DCUUnited


#### TORONTO FC CAREER STATISTICS VS. D.C. UNITED ((5-10-3))

UNF	POS	GOALKEEPER	GP	GS	MIN	SHTS	SV	GA	GAA	PG	PA	W	L	T	SO	O'TIME
12	GK	Joseph Bendik	3	3	270	14	11	3	1	1	1	2	0	1	0	0-0-0
24	GK	Stefan Frei	5	5	450	27	16	10	2	2	2	1	2	2	1	0-0-0
30	GK	Milos Kocic	4	4	360	19	11	8	2	1	1	1	3	0	0	0-0-0
1	GK	Greg Sutton	4	4	360	26	17	9	2.25	2	2	1	3	0	1	0-0-0
39	GK	Kenny Stamatopoulos	2	2	180	10	5	5	2.5	0	0	0	2	0	0	0-0-0
TEAM TOTALS			18	18	1620	96	60	35	1.94	6	6	5	10	3	2	0-0-0
OPPONENT TOTALS			18	18	1620	69	45	25	1.39	0	0	10	5	3	5	0-0-0

#### TORONTO FC CAREER STATISTICS VS. D.C. UNITED ((5-10-3))

UNF	POS	PLAYER	GP	GS	MIN	G	A	SHT	SOG	FC	FS	OFF	CK	C	E	CP
14	FWD	Dwayne De Rosario	4	4	360	5	0	12	7	3	8	7	2	1	0	0
9	FWD	Danny Dichio	6	5	424	3	0	8	3	15	17	6	0	1	0	0
14	FWD	Danny Koevermans	2	1	135	2	0	6	3	1	0	2	0	0	0	0
6	MID	Julian de Guzman	6	5	485	1	1	9	2	10	8	0	0	3	0	0
6	MID	Maurice Edu	6	6	540	1	1	7	2	14	11	2	0	2	0	0
15	MID	Bobby Convey	3	3	249	1	0	4	2	3	3	0	7	1	0	0
7	FWD	Bright Dike	1	1	81	1	0	3	1	2	3	1	0	0	1	0
29	FWD	Malcom Santos	3	3	224	1	0	6	2	3	2	1	0	0	0	0
10	FWD	Robert Earnshaw	2	1	115	1	0	6	1	2	1	2	0	0	0	0
10	FWD	Alecko Eskandarian	1	1	60	1	0	2	2	3	0	0	0	1	0	0
70	FWD	Peri Marosevic	1	0	45	1	0	3	1	1	0	1	0	0	0	0
23	MID	Alvaro Rey	2	1	92	1	0	3	1	0	3	0	3	0	0	0
33	MID	Carl Robinson	7	7	585	1	0	3	1	12	7	0	5	2	0	0
16	MID	Darel Russell	2	1	149	1	0	3	2	2	3	0	0	0	0	0
15	DEF	Adrian Serieux	2	1	180	1	0	1	1	2	1	0	0	0	0	0
17	FWD	O'Brian White	2	1	94	1	0	4	2	0	1	1	0	0	0	0
11	MID	Jim Brennan	8	8	717	0	3	3	1	7	6	1	1	3	0	0
20	MID	Amado Guevara	4	3	313	0	3	5	2	4	7	1	10	1	0	0
21	MID	Nick LaBrocca	2	1	135	0	2	1	0	2	0	0	4	0	0	0
3	DEF	Nana Attakora	5	4	424	0	1	3	1	0	1	1	0	0	0	0
28	DEF	Mark Bloom	1	1	90	0	1	0	0	1	2	0	0	0	0	0
17	FWD	Justin Braun	1	0	9	0	0	6	0	0	0	9	0	0	0	0
13	DEF	Steven Caldwell	2	2	180	0	1	0	0	3	0	0	0	1	0	0
2	MID	Sam Cronin	2	2	180	0	1	0	0	2	0	0	0	1	0	0
24	GK	Stefan Frei	5	5	450	0	1	0	0	0	0	0	0	0	0	0
19	NON	Reggie Lambe	6	4	379	0	1	3	2	1	5	0	5	0	0	0
37	FWD	Nicholas Lindsay	1	1	90	0	1	1	0	4	1	0	0	1	0	0
5	DEF	Ashtone Morgan	5	5	450	0	1	1	0	4	7	1	0	0	0	0
23	FWD	Jacob Peterson	2	2	175	1	0	5	2	1	1	0	2	0	0	0
7	FWD	Joao Plata	3	2	203	0	1	15	2	1	1	2	7	0	0	0
32	MID	Laurent Robert	3	3	237	0	1	5	3	2	8	0	11	1	1	0
3	DEF	Miguel Aceval	1	1	90	0	0	1	0	1	1	0	1	0	0	0
6	DEF	Gale Agbossoumonde	2	2	180	0	0	0	0	4	2	0	0	0	0	0
18	FWD	Quincy Amarikwa	1	1	33	0	0	1	0	1	0	0	0	0	0	0
8	MID	Eric Avila	4	3	274	0	0	6	1	0	7	0	0	0	0	0
19	FWD	Chad Barrett	1	1	45	0	0	1	0	0	0	0	0	0	0	0
8	MID	Kyle Bekker	1	0	1	0	0	0	0	0	0	0	0	0	0	0
12	GK	Joseph Bendik	3	3	270	0	0	0	0	0	0	0	0	0	0	0
25	MID	Danleigh Borman	1	1	90	0	0	0	0	0	1	0	1	0	0	0
2	DEF	Andrew Boyens	2	2	180	0	0	0	0	4	3	0	0	0	0	0
3	DEF	Adam Braz	2	2	152	0	0	0	0	2	5	0	0	2	0	0
22	F/M	Jeremy Brockie	1	1	100	0	0	3	2	3	5	0	0	0	0	0
12	FWD	Edson Buddle	2	0	30	0	0	1	0	0	0	0	0	0	0	0
23	MID	Miguel Canizalez	2	0	18	0	0	0	0	0	1	0	1	0	0	0
12	DEF	Adrian Cann	3	3	192	0	0	2	1	3	1	0	0	0	0	0
16	MID	Oscar Cordon	1	1	54	0	0	0	0	1	2	0	0	0	0	0
96	FWD	Jeff Cunningham	3	1	107	0	0	4	2	1	3	2	0	1	0	0
23	MID	Terry Dunfield	3	3	190	0	0	2	0	3	0	10	0	0	0	0
12	DEF	Todd Dunivant	3	2	206	0	0	2	1	3	5	0	0	0	0	0
27	DEF	Richard Eckersley	4	4	321	0	0	3	1	3	4	0	0	0	0	0
2	DEF	Logan Emory	1	1	90	0	0	0	0	1	1	0	0	0	0	0
22	MID	Torsten Frings	2	2	157	0	0	0	0	1	0	1	5	0	0	0
27	D/M	Gabe Gola	2	0	8	0	0	0	0	0	0	0	0	0	0	0
4	DEF	Nick Garcia	2	2	180	0	0	0	0	2	1	0	0	0	0	0
8	MID	Dan Gargan	3	2	216	0	0	1	0	5	0	0	0	0	1	0
10	FWD	Ali Gerba	1	0	17	0	0	0	0	2	0	0	0	0	0	0
8	DEF	Kevin Goldthwaite	1	1	90	0	0	1	1	0	2	0	0	0	1	0
32	DEF	Emmanuel Gomez	1	1	90	0	0	0	0	0	0	0	0	0	0	0
25	DEF	Jeremy Hall	6	5	473	0	0	2	1	6	2	0	0	0	0	0
20	DEF	Ty Harden	2	2	139	0	0	0	0	1	1	0	0	0	1	0
5	DEF	Kevin Harmse	2	2	112	0	0	1	1	1	2	0	0	0	1	0
24	MID	Tyler Henning	1	0	7	0	0	0	0	0	0	0	0	0	0	0
4	DEF	Doneil Henry	6	5	406	0	0	3	0	5	1	0	0	0	0	0
34	DEF	Raivis Hscanovics	1	1	45	0	0	0	0	0	2	0	0	0	0	0
3	DEF	Andy Iro	1	1	90	0	0	0	0	4	0	0	0	0	0	0
9	FWD	Ryan Johnson	4	4	360	0	0	12	4	6	4	6	0	2	0	0
30	GK	Milos Kocic	4	4	360	0	0	0	0	0	2	0	0	0	0	0
20	MID	Matias Laba	1	1	90	0	0	0	0	1	5	0	0	0	0	0
19	FWD	Andrea Lombardo	3	0	59	0	0	1	0	2	0	1	0	0	0	0
14	FWD	Tyrone Marshall	5	5	411	0	0	1	0	4	2	0	0	1	0	0
33	FWD	Javier Martina	1	1	90	0	0	0	0	0	1	0	1	0	0	0
21	DEF	Aaron Maund	1	1	90	0	0	2	0	3	1	0	0	0	0	0
10	FWD	Mista	1	1	90	0	0	2	0	1	0	2	0	0	0	0
15	MID	Joseph Nane	1	0	28	0	0	1	0	0	0	0	0	0	0	0
7	MID	Ronnie O'Brien	1	1	90	0	0	3	1	3	2	0	2	0	0	0
48	DEF	Darren O'Dea	2	2	180	0	0	1	0	3	0	0	0	0	0	0
21	MID	Jonathan Osorio	2	2	124	0	0	0	0	0	2	0	0	0	0	0
13	D/M	Chris Pozniak	2	2	162	0	0	0	0	3	2	0	0	0	0	0
33	M/F	Ryan Richter	1	1	90	0	0	0	0	0	1	0	0	0	0	0
10	MID	Rohan Ricketts	3	2	127	0	0	0	0	4	0	0	0	0	0	0
15	MID	Tyler Rosenlund	1	0	7	0	0	0	0	0	0	0	0	0	0	0
21	FWD	Collin Samuel	2	2	165	0	0	5	2	3	7	2	0	0	0	0
22	DEF	Amadou Sanyang	1	1	90	0	0	0	0	1	1	0	0	0	1	0
25	MID	Martin Saric	1	1	62	0	0	0	0	1	0	0	0	0	0	0
11	MID	Luis Silva	3	3	218	0	0	3	1	5	4	0	1	0	0	0
23	FWD	Jarrod Smith	2	0	55	0	0	2	2	0	0	0	0	0	0	0
18	FWD	Nick Soolsma	1	0	22	0	0	0	0	1	0	0	0	0	0	0
39	GK	Kenny Stamatopoulos	2	2	180	0	0	1	0	0	1	0	0	0	0	0
10	MID	Alan Stevanovic	1	1	90	0	0	1	0	0	1	0	0	0	0	0
15	MID	Matt Stinson	1	0	39	0	0	0	0	1	1	0	0	0	0	0
1	GK	Greg Sutton	4	4	360	0	0	0	0	0	1	0	0	0	0	0
22	MID	Tony Tchani	1	1	90	0	0	1	0	0	1	0	0	0	0	0
28	DEF	Oliver Tebily	1	0	39	0	0	0	0	0	0	0	0	0	0	0
4	DEF	Marco Velez	4	4	360	0	0	1	0	3	0	0	0	0	0	0
8	FWD	Pablo Vitti	2	1	135	0	0	2	0	3	5	0	0	0	0	0
7	MID	Andy Welsh	1	1	90	0	0	0	0	0	3	0	0	0	0	0
32	FWD	Andrew Wiedeman	3	2	201	0	0	7	1	1	3	0	0	0	0	0
16	DEF	Marvell Wynne	1	7	630	0	0	3	1	1	3	7	0	0	0	0
28	MID	Gianluca Zverovic	1	0	24	0	0	1	0	0	0	0	0	0	0	0
TEAM TOTALS			18	18	1620	25	22	206	69	223	217	43	78	32	3	0
OPPONENT TOTALS			18	18	1620	35	28	206	96	217	223	49	79	32	1	0





#### FRONT OFFICE ADDRESS

Houston Dynamo  
1001 Avenida de las Americas, Suite 200  
Houston, TX 77010  
(713) 276-7500  
www.HoustonDynamo.com

#### TEAM INFORMATION

Head Coach: Dominic Kinnear  
Assistant Coach: Wade Barrett  
Assistant Coach: Steve Ralston  
Goalkeepers Coach: Tim Hanley  
Head Athletic Trainer: Theron Enns  
Director, Soccer Operations: Nick Kowba  
Equipment Manager: Michael Porter  
Team Operations Coordinator, Justin Andrews

#### STADIUM INFORMATION

BBVA Compass Stadium  
2200 Texas Street  
Houston, TX 77003  
MLS Capacity: 22,039  
Surface: Grass  
Field Dimensions: 115 x 75 yards

#### TRAINING FACILITIES

Houston Amateur Sports Park  
12131 Kirby Dr. Houston, TX 77045

#### PR DIRECTORY

Lester Gretsich  
Senior Director, Communications & Broadcasting  
O: 713-276-7522  
C: 832-633-0632  
LGretsich@houstondynamo.com  
  
Matt Pedersen | @mattpedersen5  
Manager, Communications  
O: 713-276-7520  
C: 832-794-8673  
MPedersen@houstondynamo.com

Ben Crook  
Digital Communications Coordinator  
O: 713-276-7588  
C: 516-965-4664  
bcrook@houstondynamo.com  
Department E-mail: press@HoustonDynamo.com

#### SOCIAL MEDIA DIRECTORY

Facebook: HoustonDynamo  
Twitter: @HoustonDynamo  
In-Game Twitter: @DynamoMatchday  
Twitter hashtag: #HoustonDynamo  
YouTube: HoustonDynamoVideos  
Instagram: HoustonDynamo  
Google+: +houstondynamo

#### TORONTO FC CAREER STATISTICS VS. HOUSTON DYNAMO (4-10-4)

UNF	POS	GOALKEEPER	GP	GS	MIN	SHTS	SV	GA	GAA	PG	PA	W	L	T	SO	O'TIME
18	GK	Brian Edwards	1	1	90	5	5	0	0	0	0	0	1	1	0	0-0-0
22	GK	Sam Reynolds	1	1	90	7	6	1	1	0	0	0	0	1	0	0-0-0
24	GK	Stefan Frei	6	6	540	29	20	7	1.17	0	0	2	2	2	3	0-0-0
30	GK	Milos Kocić	2	2	180	12	9	3	1.5	0	0	0	2	0	0	0-0-0
12	GK	Joseph Bendik	3	3	270	16	10	6	2	0	0	1	2	0	0	0-0-0
41	GK	Freddy Hall	1	1	90	6	4	2	2	0	0	0	1	0	0	0-0-0
TEAM TOTALS			18	18	1620	98	68	25	1.39	1	1	4	10	4	5	0-0-0
OPPONENT TOTALS			18	18	1620	66	49	13	0.72	1	2	10	4	4	10	0-0-0

#### TORONTO FC CAREER STATISTICS VS. HOUSTON DYNAMO (4-10-4)

UNF	POS	PLAYER	GP	GS	MIN	G	A	SHT	SOG	FC	FS	OFF	CK	C	E	CP
20	MID	Amado Guevara	5	4	382	4	0	13	9	8	7	1	10	0	0	0
9	FWD	Ryan Johnson	4	4	360	2	1	8	4	10	6	2	0	1	0	0
9	FWD	Danny Dichio	7	5	452	2	0	6	5	16	5	6	0	1	0	0
10	FWD	Robert Earnshaw	2	2	150	2	0	2	2	0	2	1	0	0	0	0
11	MID	Jim Brennan	8	7	662	1	0	2	1	8	2	2	0	1	0	0
14	FWD	Danny Koeversmans	2	2	180	1	0	5	4	2	2	6	0	0	0	0
16	MID	Darel Russell	3	2	185	1	0	2	1	3	6	0	0	0	0	0
2	MID	Sam Cronin	2	2	180	0	1	1	0	0	0	0	0	0	0	0
14	FWD	Dwayne De Rosario	3	2	212	0	1	3	1	3	2	4	0	1	0	0
27	DEF	Richard Eckersley	7	7	616	0	1	2	0	14	10	0	0	2	0	0
7	MID	Ronnie O'Brien	1	1	90	0	1	4	2	1	1	0	3	0	0	0
23	MID	Alvaro Rey	1	1	83	0	1	0	0	0	4	0	2	0	0	0
33	MID	Carl Robinson	8	8	720	0	1	5	2	10	14	0	5	1	0	0
16	DEF	Marvell Wynne	7	7	630	0	1	1	1	5	3	0	0	0	0	0
6	DEF	Gale Agbassoumoude	1	1	90	0	0	0	0	1	0	0	0	0	0	0
18	FWD	Quincy Amariakwa	2	1	94	0	0	0	0	1	0	0	0	0	0	0
3	DEF	Nana Attakora	4	3	270	0	0	0	0	3	4	0	0	0	0	0
8	MID	Eric Avila	1	1	62	0	0	2	0	0	1	0	0	0	0	0
19	FWD	Chad Barrett	5	4	322	0	0	9	4	3	4	1	0	0	0	0
8	MID	Kyle Bekker	2	0	10	0	0	0	0	0	0	0	0	0	0	0
12	GK	Joseph Bendik	3	3	270	0	0	0	0	0	0	0	0	0	0	0
28	DEF	Mark Bloom	1	1	90	0	0	0	0	0	1	0	0	0	0	0
25	MID	Danleigh Borman	1	1	90	0	0	1	0	0	0	0	0	0	0	0
7	MID	John Bostock	1	1	85	0	0	0	0	0	3	0	1	0	0	0
2	DEF	Andrew Boyens	3	2	183	0	0	2	0	5	0	0	0	2	1	0
17	FWD	Justin Braun	2	0	46	0	0	0	0	1	1	2	0	0	0	0
22	F/M	Jeremy Brockie	1	1	90	0	0	3	2	1	0	2	0	1	0	0
12	FWD	Edson Buddle	2	1	96	0	0	1	1	2	0	1	0	0	0	0
13	DEF	Steven Caldwell	2	2	176	0	0	1	0	3	0	0	0	0	1	0
3	DEF	Danny Califf	1	1	90	0	0	0	0	3	0	0	0	1	0	0
23	MID	Miguel Canizalez	2	0	45	0	0	0	0	0	0	0	0	0	0	0
12	DEF	Adrian Cann	3	3	225	0	0	0	0	2	0	0	0	1	0	0
15	MID	Bobby Conway	2	2	180	0	0	0	0	2	3	0	6	0	0	0
96	FWD	Jeff Cunningham	3	2	172	0	0	3	1	1	0	3	0	0	0	0
6	MID	Julian de Guzman	3	2	208	0	0	6	2	7	3	1	0	0	0	0
7	FWD	Bright Dike	1	1	90	0	0	1	0	1	0	0	0	0	0	0
29	FWD	Maicon Santos	3	3	224	0	0	4	2	3	1	3	0	0	0	0
23	MID	Terry Dunfield	4	4	352	0	0	3	1	7	3	2	1	1	0	0
12	DEF	Todd Dunivant	3	2	160	0	0	0	0	2	2	0	0	0	0	0
6	MID	Maurice Edu	5	4	369	0	0	3	1	12	6	1	0	0	0	0
18	GK	Brian Edwards	5	1	90	0	0	0	0	0	0	0	0	0	0	0
2	DEF	Logan Emory	2	1	144	0	0	0	0	3	2	0	0	0	0	0
31	FWD	Hogan Ephraim	1	1	87	0	0	0	0	0	2	3	1	0	0	0
10	FWD	Alecko Eskandarian	2	2	180	0	0	3	2	3	6	0	1	1	0	0
2	D/M	Hunter Freeman	1	1	66	0	0	0	0	1	1	0	0	0	0	0
24	GK	Stefan Frei	6	6	540	0	0	0	0	0	0	0	0	0	0	0
22	MID	Torsten Frings	3	3	260	0	0	5	1	2	4	0	10	1	0	0
27	D/M	Gabe Galt	2	0	62	0	0	0	0	1	0	0	0	0	0	0
4	DEF	Nick Garcia	2	2	117	0	0	0	0	2	0	0	0	0	1	0
8	MID	Dan Gargan	3	2	194	0	0	0	0	3	2	0	0	0	0	0
8	DEF	Kevin Goldthwaite	2	2	180	0	0	2	1	2	2	0	7	0	0	0
41	GK	Freddy Hall	1	1	90	0	0	0	0	0	0	0	0	0	0	0
25	DEF	Jeremy Hall	5	4	389	0	0	1	0	5	2	0	0	0	1	0
20	DEF	Ty Harden	2	1	135	0	0	0	0	1	0	0	0	0	0	0
5	DEF	Kevin Harmse	3	2	160	0	0	0	0	1	0	0	0	0	0	0
29	FWD	Eric Hassli	1	1	90	0	0	2	1	4	6	2	0	1	0	0
4	DEF	Donell Henry	5	3	227	0	0	2	1	5	3	0	0	0	0	0
7	FWD	Fuad Ibrahim	1	0	36	0	0	0	0	0	1	0	0	0	0	0
3	DEF	Andy Iro	1	1	90	0	0	0	0	0	0	0	0	0	0	0
3	DEF	Julius James	1	1	90	0	0	0	0	0	1	1	0	0	0	0
30	GK	Milos Kocić	2	2	180	0	0	0	0	0	0	0	0	0	0	0
20	MID	Matias Laba	1	1	78	0	0	1	0	1	0	0	0	0	0	0
21	MID	Nick Labrocca	2	2	180	0	0	2	0	3	1	2	1	0	0	0
19	NON	Reggie Lambe	4	3	233	0	0	2	0	7	3	2	0	1	0	0
14	FWD	Tyrone Marshall	2	2	180	0	0	0	0	3	1	0	0	0	0	0
33	FWD	Javier Martina	1	1	90	0	0	1	0	2	1	0	0	0	0	0
21	DEF	Aaron Maund	1	1	90	0	0	0	0	0	1	0	0	0	0	0
10	FWD	Mista	1	1	58	0	0	2	1	0	0	0	2	0	0	0
5	DEF	Ashtone Morgan	5	3	347	0	0	0	0	6	3	0	0	0	0	0
17	MID	Paulo Nagamura	2	2	174	0	0	1	0	4	6	0	0	1	0	0
15	MID	Joseph Nane	1	1	73	0	0	2	0	1	3	0	0	0	0	0
48	DEF	Darren O'Dea	3	3	270	0	0	1	0	6	4	0	0	0	0	0
21	MID	Jonathan Osorio	1	0	8	0	0	0	0	1	0	0	0	0	0	0
23	FWD	Jacob Peterson	2	2	103	0	0	1	1	0	0	0	1	0	0	0
7	FWD	Joao Plata	1	1	67	0	0	2	0	0	1	0	0	0	0	0
13	D/M	Chris Pozniak	1	1	90	0	0	0	0	0	0	0	0	0	0	0
4	DEF	Marco Reda	2	1	83	0	0	0	0	0	1	0	0	0	0	0
22	GK	Sam Reynolds	1	1	90	0	0	0	0	0	0	0	0	0	0	0
33	M/F	Ryan Richter	1	1	45	0	0	0	0	0	0	0	0	0	0	0
10	MID	Rohan Ricketts	5	4	355	0	0	4	1	10	8	1	3	1	0	0
32	MID	Laurent Robert	2	2	173	0	0	3	2	1	2	0	4	1	0	0
25	FWD	Carlos Ruiz	1	1	54	0	0	0	0	0	0	1	0	0	0	0
21	FWD	Collin Samuel	1	1	80	0	0	2	1	3	1	0	0	0	0	0
22	DEF	Amadou Sanyang	1	1	45	0	0	1	0	0	1	0	0	0	0	0
15	DEF	Adrian Serrioux	2	2	180	0	0	0	0	0	2	0	0	0	0	0
11	MID	Luis Silva	3	2	208	0	0	5	2	0	6	1	3	0	0	0
23	FWD	Jarrod Smith	1	0	7	0	0	1	0	0	1	0	0	0	0	0
13	FWD	Johann Smith	1	0	24	0	0	0	0	0	0	0	0	0	0	0
18	FWD	Nick Soolsma	2	1	113	0	0	1	0	2	0	1	5	0	0	0
15	MID	Nick Stinson	1	0	46	0	0	2	0	1	0	0	0	0	0	0
11	D/M	Nathan Sturgis	1	1	90	0	0	0	0	0	1	0	0	5	0	0
1	GK	Greg Sutton	4	4	360	0	0	0	0	0	0	0	0	0	0	0
22	MID	Tony Tchanii	1	1	90	0	0	1	0	1	3	0	0	1	0	0
28	DEF	Olivier Tebily	1	0	90	0	0	0	0	1	1	0	0	0	0	0
18	MID	Michael Thomas	1	0	12	0	0	0	0	0	0	0	0	0	0	0
4	DEF	Marco Velez	3	3	270	0	0	0	0	4	0	0	0	0	0	0
55	DEF	Edy Viator	1	1	90	0	0	0	0	0	0	0	0	1	0	0
8	FWD	Pablo Vitti	1	1	89	0	0	4	1	3	1	2	0	1	0	0
7	MID	Andy Welsh	3	2	167	0	0	3	3	6	6	0	0	1	0	0
17	FWD	O'Brian White	1	0	26	0	0	0	0	1	0	0	1	0	0	0
32	FWD	Andrew Wiedeman	3	3	241	0	0	3	1	0	0	1	0	0	0	0
19	DEF	Mikael Youlassowsky	2	2	148	0	0	2	1	6	4	0	0	0	0	0
28	MID	Giannluca Zavarise	1	1	90	0	0	2	0	2	3	0	0	0	0	0
TEAM TOTALS			18	18	1620	13	8	156	66	251	204	54	74	29	4	0
OPPONENT TOTALS			18	18	1620	25	28	156	98	204	251	55	96	37	2	0

# LOS ANGELES GALAXY



## FRONT OFFICE ADDRESS

Los Angeles Galaxy  
StubHub Center  
18400 Avalon Blvd.  
Suite 200  
Carson, CA 90746  
(310) 630-2200  
www.lagalaxy.com

## TEAM INFORMATION

General Manager/Head Coach: Bruce Arena  
Associate Head Coach: Dave Sarachan  
Assistant Coach/Reserve Team Head Coach: Curt Onalfo  
Assistant Coach: Pat Noonan  
Goalkeeper Coach: Ian Feuer  
Technical Director: Jovan Kirovski  
Director of Soccer Operations: David Kammarman  
Equipment Manager: Raul Vargas  
Equipment Coordinator: Rafael Verdin

## STADIUM INFORMATION

StubHub Center  
18400 Avalon Blvd.  
Carson, CA 90746  
Capacity: 27,000  
Field size: 120'x75'  
Largest attendance for an MLS game: 30,510  
(MLS Cup 2012)  
Press Box Phone Number: 310-630-2288  
Press Box Fax: 310-630-2289  
Team Colors: White, blue and gold

## TRAINING FACILITIES

StubHub Center  
18400 Avalon Blvd.  
Carson, CA 90746

## PR DIRECTORY

Brendan Hannan | @BrendanHannan  
Senior Director of Communications and Digital  
O: 310-630-2245  
C: 720-937-8962

PR Email: galaxycommunications@lagalaxy.com or  
mediarequests@lagalaxy.com

## SOCIAL MEDIA DIRECTORY

Facebook: LAGalaxy  
Twitter: @lagalaxy or @lagalaxyinsider  
Twitter hashtag: #lagalaxy  
Flickr: TheLAGalaxy  
YouTube: LAGalaxy  
Instagram: LAGalaxy  
Pinterest: LAGalaxy

## TORONTO FC CAREER STATISTICS VS. LA GALAXY (2-4-6)

UNF	POS	GOALKEEPER	GP	GS	MIN	SHTS	SV	GA	GAA	PG	PA	W	L	T	SO	O'TIME
18	GK	Srdjan Djekanovic	1	1	90	4	4	0	0	0	0	1	0	0	1	0-0-0
18	GK	Brian Edwards	1	1	90	1	1	0	0	0	0	1	0	0	1	0-0-0
24	GK	Stefan Frei	6	6	540	26	20	6	1	0	0	2	4	3	0	0-0-0
39	GK	Kenny Stamatopoulos	2	2	180	7	5	2	1	1	1	1	1	1	1	0-0-0
12	GK	Joseph Bendik	1	1	90	5	3	2	2	0	0	0	0	1	0	0-0-0
1	GK	Greg Sutton	1	1	90	6	4	2	2	1	1	1	0	0	0	0-0-0
41	GK	Freddy Hall	1	1	90	10	6	4	4	0	0	0	1	0	0	0-0-0
TEAM TOTALS			12	12	1080	55	39	16	1.33	2	2	2	4	6	5	0-0-0
OPPONENT TOTALS			12	12	1080	52	39	13	1.08	0	0	4	2	6	5	0-0-0

## TORONTO FC CAREER STATISTICS VS. LA GALAXY (2-4-6)

UNF	POS	PLAYER	GP	GS	MIN	G	A	SHT	SOG	FC	FS	OFF	CK	C	E	CP
96	FWD	Jeff Cunningham	3	2	205	2	0	5	3	1	2	13	0	1	0	0
9	FWD	Danny Dichio	2	2	155	2	0	5	4	3	4	2	0	0	0	0
21	FWD	Alan Gordon	1	0	47	2	0	3	2	4	2	1	0	1	0	0
11	MID	Luis Silva	2	1	108	1	2	2	2	0	1	0	0	0	0	0
23	MID	Terry Dunfield	2	2	154	1	0	1	1	5	1	0	0	0	0	0
10	FWD	Robert Earnshaw	1	1	90	1	0	2	1	0	0	1	0	0	0	0
3	DEF	Julius James	1	0	75	1	0	2	1	1	0	0	0	0	0	0
21	MID	Jonathan Osorio	1	0	26	1	0	1	1	0	1	0	0	0	0	0
21	FWD	Collin Samuel	2	2	171	1	0	9	7	3	3	0	0	0	0	0
23	FWD	Jarrod Smith	2	2	160	1	0	2	1	5	2	0	0	0	0	0
8	MID	Eric Avila	1	0	30	0	1	1	0	1	0	0	0	0	0	0
25	MID	Danleigh Borman	2	2	180	0	1	1	0	1	1	0	0	1	0	0
20	MID	Amado Guevara	2	2	180	0	1	2	0	2	2	0	6	1	0	0
13	D/M	Chris Pozniak	2	2	180	0	1	2	1	3	2	0	0	0	0	0
10	MID	Rohan Ricketts	2	1	124	0	1	3	2	2	5	0	1	0	0	0
32	MID	Laurent Robert	1	1	89	0	1	3	1	0	0	0	3	0	0	0
18	FWD	Quincy Amarikwa	1	0	45	0	0	0	0	2	0	0	0	0	0	0
3	DEF	Nana Attakora	4	3	273	0	0	0	0	7	2	0	0	0	0	0
19	FWD	Chad Barrett	4	3	271	0	0	3	2	2	2	6	0	0	0	0
12	GK	Joseph Bendik	1	1	90	0	0	0	0	0	0	0	0	0	0	0
7	MID	John Bostock	1	1	90	0	0	1	1	0	1	0	1	0	0	0
3	DEF	Adam Braz	2	2	180	0	0	1	0	2	0	0	0	1	0	0
11	MID	Jim Brennan	5	5	416	0	0	5	2	3	1	0	0	0	0	0
3	DEF	Danny Califf	1	1	90	0	0	0	0	1	2	0	0	1	0	0
23	MID	Miguel Canizalez	1	0	23	0	0	0	0	0	0	0	0	0	0	0
12	DEF	Adrian Cann	3	3	270	0	0	0	0	2	2	0	0	0	0	0
16	MID	Oscar Cordón	1	0	11	0	0	0	0	0	0	0	0	0	0	0
2	MID	Sam Cronin	3	3	259	0	0	1	0	0	0	0	0	0	0	0
6	MID	Julian de Guzman	3	2	186	0	0	1	0	4	8	0	0	1	0	0
14	FWD	Dwayne De Rosario	4	4	340	0	0	11	5	5	2	11	6	0	0	0
29	FWD	Maicon Santos	1	1	90	0	0	8	1	1	0	0	0	0	0	0
12	DEF	Todd Dunivant	4	3	287	0	0	2	1	2	2	1	4	0	0	0
27	DEF	Richard Eckersley	3	3	225	0	0	0	0	3	3	1	1	0	0	0
6	MID	Maurice Edu	3	3	270	0	0	3	1	10	9	0	0	2	0	0
18	GK	Brian Edwards	1	1	90	0	0	0	0	0	0	0	0	0	0	0
2	DEF	Logan Emory	1	1	68	0	0	0	0	1	1	0	0	0	0	0
31	FWD	Hogan Ephraim	1	1	72	0	0	1	0	0	0	1	0	0	0	0
5	DEF	Lesly Felling	1	0	19	0	0	0	0	1	0	0	0	0	0	0
24	GK	Stefan Frei	6	6	540	0	0	0	0	2	0	0	0	0	0	0
27	D/M	Gabe Gola	3	1	106	0	0	1	0	2	0	0	2	0	0	0
4	DEF	Nick Garcia	2	2	180	0	0	0	0	3	5	0	0	1	0	0
8	MID	Dan Gargan	2	2	180	0	0	0	0	0	0	0	0	0	0	0
10	FWD	Ali Gerba	1	1	71	0	0	2	1	0	2	2	0	0	0	0
32	DEF	Emmanuel Gomez	1	0	4	0	0	0	0	0	0	0	0	0	0	0
41	GK	Freddy Hall	1	1	90	0	0	0	0	0	1	0	0	0	0	0
25	DEF	Jeremy Hall	2	2	180	0	0	0	0	2	1	0	0	0	0	0
20	DEF	Ty Harden	2	2	180	0	0	1	0	0	0	0	0	0	0	0
5	DEF	Kevin Harmse	2	2	180	0	0	2	0	2	1	0	0	0	2	0
24	MID	Tyler Hemming	1	1	90	0	0	0	0	0	1	0	0	0	0	0
4	DEF	Doneil Henry	1	1	90	0	0	0	0	1	1	0	1	1	0	0
34	DEF	Raivis Hscanovics	1	1	90	0	0	0	0	2	0	0	0	0	0	0
9	FWD	Ryan Johnson	1	1	90	0	0	0	0	4	3	1	0	1	0	0
21	MID	Nick LaBrocca	2	2	153	0	0	4	0	0	1	0	3	0	0	0
19	NON	Reggie Lambe	2	1	112	0	0	1	0	4	2	0	0	0	0	0
19	FWD	Andrea Lombardo	1	1	90	0	0	3	1	1	2	3	0	0	0	0
14	FWD	Tyrone Marshall	3	3	270	0	0	3	0	2	3	0	0	0	0	0
33	FWD	Javier Martina	2	1	86	0	0	1	1	2	0	0	0	1	0	0
21	DEF	Aaron Maund	1	1	90	0	0	0	0	1	0	0	0	0	0	0
5	DEF	Ashtone Morgan	1	1	90	0	0	0	0	1	1	0	0	1	0	0
15	MID	Joseph Nane	1	0	12	0	0	0	0	0	1	0	0	0	0	0
48	DEF	Darren O'Dea	2	2	180	0	0	0	0	2	4	0	0	1	0	0
23	FWD	Jacob Peterson	4	3	231	0	0	0	0	3	1	0	4	0	0	0
7	FWD	Joao Plata	2	0	61	0	0	2	1	0	2	0	0	0	0	0
4	DEF	Marco Reda	2	2	144	0	0	1	0	4	3	0	0	0	1	0
33	MID	Carl Robinson	3	3	270	0	0	2	1	2	1	0	10	1	0	0
15	MID	Tyler Rosenlund	1	0	1	0	0	0	0	0	0	0	0	0	0	0
16	MID	Darel Russell	1	1	90	0	0	1	1	1	0	0	0	0	0	0
22	DEF	Amadou Sanyang	2	2	180	0	0	0	0	0	1	0	0	0	0	0
25	MID	Martin Saric	2	2	149	0	0	2	0	0	1	0	0	0	0	0
15	DEF	Adrian Serieux	1	1	90	0	0	0	0	1	0	0	0	0	0	0
13	FWD	Johann Smith	1	0	8	0	0	0	0	0	0	0	0	0	0	0
18	FWD	Nick Soolsma	1	1	89	0	0	2	1	0	1	0	0	0	0	0
39	GK	Kenny Stamatopoulos	2	2	180	0	0	0	0	0	0	0	0	0	0	0
10	MID	Alen Stevanovic	1	1	90	0	0	0	0	4	1	0	0	1	0	0
11	D/M	Nathan Sturges	1	1	90	0	0	0	0	1	0	0	0	0	0	0
1	GK	Greg Sutton	1	1	90	0	0	0	0	0	0	0	0	0	0	0
22	MID	Tony Tchani	2	2	124	0	0	1	0	3	3	0	0	0	0	0
28	DEF	Olivier Tebily	1	1	15	0	0	0	0	0	0	0	0	0	0	0
33	DEF	Maksim Usanov	1	1	90	0	0	0	0	3	0	0	0	1	1	0
4	DEF	Marco Velez	3	3	270	0	0	1	1	6	6	0	0	0	0	0
8	FWD	Pablo Vitti	2	1	93	0	0	2	1	0	2	0	1	0	0	0
7	MID	Andy Welsh	1	0	9	0	0	1	1	0	0	0	1	0	0	0
17	FWD	O'Brian White	2	1	73	0	0	1	0	1	1	1	0	0	0	0
32	FWD	Andrew Wiedeman	1	1	60	0	0	1	0	0	0	0	0	0	0	0
16	DEF	Marvell Wynne	4	4	360	0	0	0	0	0	3	2	0	0	0	0
19	DEF	Mikael Yourassowsky	2	1	115	0	0	2	1	2	2	2	0	0	0	0
28	MID	Gianluca Zavarise	1	1	79	0	0	1	1	0	4	2	0	0	0	0
TEAM TOTALS			12	12	1080	13	8	119	52	138	133	49	46	20	2	0
OPPONENT TOTALS			12	12	1080	16	16	142	55	133	133	40	49	14	1	0



**Montreal Impact**  
4750 Sherbrooke East Street  
Montreal, QC, Canada H1V 3S8  
Office: 514.328.3668  
Fax: 514.328.1287  
Email: [info@impactmontreal.com](mailto:info@impactmontreal.com)  
[www.impactmontreal.com](http://www.impactmontreal.com)

Head Coach & Director of Player Personnel: Frank Klopas  
Assistant Coach: Mauro Biello  
Assistant Coach: Nikolaos Kounenakis  
Goalkeeper Coach: Youssef Dahha  
Sporting Director: Nick De Santis  
Technical Director: Matt Jordan  
Equipment Manager - First Team: Aldo Ricciuti  
Equipment Coordinator: Remy Evckerman

Stade Saputo  
4750 Sherbrooke East Street  
Montreal, QC, Canada H1V 3S8  
Capacity: 20,521  
Field Size: 77 yards x 120 yards  
Largest Soccer Attendance: 20,521 (MLS – Sporting Kansas City  
vs. Montreal Impact, September 22, 2012)  
Club Colours: Blue. White. Black. Grey

4545 Pierre-de-Coubertin Street  
Montreal, QC, Canada H1V 3N7  
Capacity: 58,000  
Field Size: 77 yards x 120 yards  
Largest Soccer Attendance: 60,860  
(MLS – LA Galaxy vs. Montreal Impact, May 12, 2012)

Primary: Complexe sportif Claude-Robillard  
1000, Émile-Journault Street  
Montreal, QC, Canada H2M 2E7

Secondary / Winter: Complexe sportif Marie-Victorin  
7000 Maurice-Duplessis Blvd.  
Montreal, QC, Canada H1G 0A1

Patrick Vallee | @PatValleeMTL  
Director, Communications  
O: 514.328.3668, Ext. 227  
C: 514.919.0539  
Patrick.Vallee@impactmontreal.com

Eric Forest | @ericforest  
Coordinator, Communications  
O: 514.328.3668 Ext. 267  
C: 514.799.2817  
eric\_forest@impactmontreal.com

PR Email: [communications@impactmontreal.com](mailto:communications@impactmontreal.com)

PR Info Line: 514-328-9959

Facebook: [impactmontreal](#)  
Twitter: [@impactmontreal](#)  
Twitter hashtag: [#IMFC](#)  
In-Game hashtag: [#IMFClive](#)  
YouTube: [impactmontrealfc](#)  
Instagram: [impactmontreal](#)  
Pinterest: [impactmontreal](#)  
Google+: [+impactmontreal](#)

**GAME-WINNING GOALS:** Torsten Frings 1, Robert Earnshaw 1  
**GAME-WINNING ASSISTS:** Jonathan Osorio 1  
**PENALTY KICK GOALS/ATTEMPTS:** Robert Earnshaw 0/1-Jan

UNF	POS	GOALKEEPER	GP	GS	MIN	SHTS	SV	GA	GAA	PG	PA	W	L	T	SO	O'TIME
41	GK	Freddy Hall	1	1	90	5	5	0	0	0	0	0	0	1	1	0-0-0
30	GK	Milos Kocic	2	2	180	9	7	2	1	0	0	1	1	0	1	0-0-0
12	GK	Joseph Bendik	3	3	270	15	10	5	1.67	1	1	1	1	1	1	0-0-0
		TEAM TOTALS	6	6	540	29	22	7	1.17	1	1	2	2	2	3	0-0-0
		OPPONENT TOTALS	6	6	540	32	21	9	1.5	1	1	2	2	2	1	0-0-0



# NEW ENGLAND REVOLUTION



## FRONT OFFICE ADDRESS

Gillette Stadium  
One Patriot Place  
Foxborough, MA 02035  
(877) 438-7387  
www.revolutionsoccer.net

## TEAM INFORMATION

President: Brian Bilello  
General Manager: Michael Burns  
Head Coach: Jay Heaps  
Assistant Coach: Tom Soehn  
Assistant Coach: Jay Miller  
Goalkeepers Coach: Remi Roy  
Soccer Operations Manager: Jason Gove  
Equipment Manager: Scott Emmens

## STADIUM INFORMATION

Gillette Stadium  
One Patriot Place, Foxborough, MA 02035  
Press Box Phone Number: (508) 384-1960  
MLS Capacity: 20,000 (expandable)  
Surface: FieldTurf Duraspine PRO (FIFA 2-star certified)  
Field Dimensions: 106 x 75 yards  
Largest Soccer Attendance: 67,584 (Brazil vs. Mexico, Sept. 12, 2007)  
Team Colors: Blue, white and red

## TRAINING FACILITIES

Gillette Stadium Practice Fields and Dana Farber Field-House  
Gillette Stadium  
One Patriot Place  
Foxborough, MA 02035

## PR DIRECTORY

Lizz Summers l @LizzSum  
Director, Communications  
O: 508-549-0496  
C: 617-571-2219  
LizzS@revolutionsoccer.net

Missy Wade l @missywade  
Coordinator, Communications  
O: 508-384-4372  
C: 508-505-8648  
MissyW@revolutionsoccer.net

Corey Hanlon l @coreyhanlon  
Coordinator, Communications  
O: 508-549-0468  
C: 508-455-7551  
coreyh@revolutionsoccer.net

## SOCIAL MEDIA DIRECTORY

Facebook: NERevolution  
Twitter: @NERevolution  
In-Game Twitter: @NERevLive  
Twitter hashtag: #NERevs  
Flickr: NERevolution  
YouTube: NERevolutionSoccer  
Instagram: NERevolution  
Pinterest: NERevolution  
Google+: +nerevolution

UNF	POS	GOALKEEPER	GP	GS	MIN	SHTS	SV	GA	GAA	PG	PA	W	L	T	SO	O'TIME
12	GK	Joseph Bendik	3	3	270	10	5	3	1	0	0	1	1	1	1	0-0-0
24	GK	Stefan Frei	3	3	270	30	23	6	1.2	0	0	2	1	2	2	0-0-0
30	GK	Milos Kocic	3	3	270	21	17	4	1.33	0	0	1	0	2	1	0-0-0
18	GK	Brian Edwards	1	1	90	4	2	2	2	0	0	0	1	0	0	0-0-0
39	GK	Kenny Stamatopoulos	1	1	90	5	3	2	2	0	0	0	0	1	0	0-0-0
1	GK	Greg Sutton	2	2	180	15	9	5	2.5	1	1	0	1	1	0	0-0-0
18	GK	Srdjan Djekanovic	1	1	90	9	6	3	3	0	0	0	1	0	0	0-0-0
TEAM TOTALS			16	16	1440	94	65	25	1.56	1	1	4	5	7	4	0-0-0
OPPONENT TOTALS			16	16	1440	74	52	17	1.06	0	0	5	4	7	4	0-0-0

TORONTO FC CAREER STATISTICS VS. NEW ENGLAND REVOLUTION (4-5-7)																
UNF	POS	PLAYER	GP	GS	MIN	G	A	SHT	SOG	FC	FS	OFF	CK	C	E	CP
14	FWD	Dwayne De Rosario	3	3	270	3	0	14	6	2	5	1	4	0	0	0
14	FWD	Danny Keevermans	3	3	221	2	3	8	4	9	2	2	0	1	0	0
19	FWD	Chad Barrett	5	4	339	2	1	10	6	9	2	4	0	2	1	0
20	MID	Amado Guevara	3	3	266	2	0	6	3	3	5	1	9	2	0	0
9	FWD	Danny Dichio	4	3	273	1	2	3	2	6	5	6	0	1	0	0
9	FWD	Ryan Johnson	3	3	208	1	0	7	4	3	3	3	0	0	0	0
20	MID	Matias Laba	2	2	180	1	0	3	2	4	3	0	0	2	0	0
21	FWD	Collin Samuel	1	1	90	1	0	5	4	0	1	0	0	0	0	0
11	MID	Luis Silva	3	2	210	1	0	7	4	2	1	1	4	1	0	0
18	FWD	Nick Soolsma	2	2	157	1	0	4	2	0	1	0	4	0	0	0
32	FWD	Andrew Wiedeman	3	2	208	1	0	4	1	2	2	1	0	0	0	0
5	DEF	Ashstone Morgan	3	3	450	0	2	1	0	8	2	3	0	0	2	0
8	MID	Eric Avila	2	1	121	0	1	0	0	0	1	0	0	0	0	0
2	MID	Sam Cronin	3	2	239	0	1	3	1	1	0	0	1	1	0	0
6	MID	Julian de Guzman	3	2	167	0	1	1	0	4	6	0	0	1	0	0
27	DEF	Richard Eckersley	5	5	450	0	1	1	0	1	4	0	0	0	0	0
4	DEF	Nick Garcia	3	3	270	0	1	0	0	0	1	0	0	0	0	0
4	DEF	Donell Henry	3	3	540	0	1	1	0	12	5	1	0	3	0	0
10	MID	Rohan Ricketts	3	2	154	0	1	3	1	3	0	1	0	0	0	0
33	MID	Carl Robinson	7	7	630	0	1	4	2	14	3	0	8	1	0	0
28	MID	Gianluca Zavarise	2	0	39	0	1	0	0	1	0	0	0	1	1	0
3	DEF	Nana Attakora	2	2	180	0	0	1	1	0	1	0	0	0	0	0
12	GK	Joseph Bendik	3	3	270	0	0	0	0	0	0	0	0	0	0	0
25	MID	Danleigh Borman	1	1	90	0	0	0	0	1	1	0	0	0	0	0
2	DEF	Andrew Boyens	1	0	270	0	0	0	0	0	0	0	0	0	0	0
17	FWD	Justin Braun	1	0	21	0	0	0	0	2	0	1	0	1	0	0
11	MID	Jim Brennan	6	6	536	0	0	4	2	5	0	3	0	1	0	0
22	F/M	Jeremy Brockie	2	2	170	0	0	6	1	1	3	0	0	0	0	0
12	FWD	Edson Buddle	1	1	86	0	0	1	0	2	1	0	0	1	0	0
13	DEF	Steven Caldwell	3	3	270	0	0	1	0	4	2	0	0	0	0	0
23	MID	Miguel Canizalez	1	1	57	0	0	0	0	0	3	0	1	0	0	0
12	DEF	Adrian Cann	1	1	90	0	0	0	0	0	1	0	0	0	0	0
9	FWD	Conor Casey	1	0	33	0	0	0	0	2	0	0	0	0	0	0
15	MID	Bobby Convey	2	2	179	0	0	1	0	0	3	0	4	0	0	0
16	MID	Oscar Cordón	1	0	34	0	0	2	1	1	0	0	0	0	0	0
96	FWD	Jeff Cunningham	3	2	169	0	0	4	4	0	3	3	0	0	0	0
18	GK	Srdjan Djekanovic	1	1	90	0	0	0	0	0	1	0	0	1	0	0
29	FWD	Maicon Santos	1	1	56	0	0	2	0	1	2	0	0	0	0	0
23	MID	Terry Dunfield	3	2	215	0	0	1	0	3	2	1	1	1	0	0
12	DEF	Todd Dunivant	1	1	90	0	0	0	0	2	1	0	0	0	0	0
10	FWD	Robert Earnshaw	2	2	146	0	0	3	0	11	2	2	0	0	0	0
6	MID	Maurice Edu	3	3	270	0	0	1	0	4	0	0	0	0	0	0
18	GK	Brian Edwards	3	1	90	0	0	0	0	0	0	0	0	0	0	0
2	DEF	Logan Emory	2	1	113	0	0	0	0	1	1	0	0	0	0	0
31	FWD	Hogan Ephraim	1	0	22	0	0	0	0	0	1	0	0	0	0	0
10	FWD	Alecko Eskandarian	1	1	90	0	0	4	3	2	2	0	1	0	0	0
24	GK	Stefan Frei	3	3	450	0	0	0	0	6	0	0	0	0	0	0
22	MID	Torsten Frings	3	3	247	0	0	2	1	2	1	8	0	0	0	0
27	D/M	Gabe Gála	3	3	8	0	0	0	0	0	0	0	0	0	0	0
8	MID	Dan Gargan	2	2	180	0	0	0	0	2	3	0	0	1	0	0
10	FWD	Ali Gerba	1	1	76	0	0	2	1	3	0	4	0	1	0	0
8	DEF	Kevin Goldthwaite	1	1	90	0	0	0	0	3	0	0	0	1	0	0
32	DEF	Emmanuel Gomez	1	0	4	0	0	0	0	0	0	0	0	0	0	0
21	FWD	Alan Gordon	1	1	90	0	0	0	0	0	3	0	0	0	0	0
25	DEF	Jeremy Hall	4	3	280	0	0	2	0	2	2	0	0	0	0	0
20	DEF	Ty Harden	2	2	180	0	0	0	0	3	1	0	0	0	0	0
5	DEF	Kevin Harmse	2	1	65	0	0	0	0	0	2	0	0	0	0	0
24	MID	Tyler Hemming	1	1	90	0	0	0	0	0	2	0	0	0	0	0
34	DEF	Raivis Hiscanovics	2	2	148	0	0	0	0	2	2	0	0	0	0	0
25	FWD	Abbe Ibrahim	1	1	90	0	0	1	0	0	1	0	0	0	0	0
7	FWD	Fuad Ibrahim	1	1	72	0	0	0	0	2	0	1	0	0	0	0
3	DEF	Andy Iro	1	1	90	0	0	3	0	2	0	1	0	0	0	0
3	DEF	Julius James	2	1	115	0	0	1	0	1	1	0	0	0	0	0
30	GK	Milos Kocic	3	3	270	0	0	0	0	0	0	0	0	0	0	0
21	MID	Nick LaBrocca	2	1	121	0	0	1	0	0	1	0	2	0	0	0
19	NON	Reggie Lambe	5	4	299	0	0	0	0	0	2	1	1	2	0	0
19	FWD	Andrea Lombardo	1	1	52	0	0	1	1	3	3	1	0	1	0	0
14	FWD	Tyrone Marshall	3	3	270	0	0	1	0	2	1	0	0	1	0	0
33	FWD	Javier Martina	1	0	18	0	0	1	0	0	0	0	0	0	0	0
21	DEF	Aaron Maund	1	0	21	0	0	0	0	1	0	0	0	0	0	0
8	MID	Richard Mulrooney	1	1	90	0	0	1	1	1	1	0	1	0	0	0
17	MID	Paulo Nagamura	1	1	90	0	0	2	1	1	3	0	0	1	0	0
15	MID	Joseph Nane	1	1	90	0	0	1	0	1	1	0	0	0	0	0
7	MID	Ronnie O'Brien	1	1	90	0	0	2	2	1	0	0	4	0	0	0
48	DEF	Darren O'Dea	1	1	90	0	0	1	0	2	1	0	0	1	0	0
21	MID	Jonathan Osorio	3	2	225	0	0	2	0	1	4	0	4	0	0	0
23	FWD	Jacob Peterson	1	1	82	0	0	0	0	0	3	0	0	0	0	0
7	FWD	Joao Plata	2	2	146	0	0	4	1	1	3	1	1	0	0	0
13	D/M	Chris Pozniak	1	0	38	0	0	1	0	1	0	0	0	0	0	0
4	DEF	Marco Reda	1	1	90	0	0	0	0	1	0	0	0	0	0	0
23	MID	Alvaro Rey	1	0	3	0	0	1	0	0	0	0	0	0	0	0
33	M/F	Ryan Richter	1	1	90	0	0	1	0	1	2	0	0	0	0	0
32	MID	Laurent Robert	1	1	64	0	0	0	0	2	1	1	1	1	0	0
15	MID	Tyler Rosenlund	1	0	29	0	0	0	0	0	0	1	0	0	0	0
16	MID	Darel Russell	1	0	1	0	0	0	0	1	0	0	0	0	0	0
22	DEF	Amadou Sanyang	3	2	164	0	0	1	0	6	3	0	0	0	0	0
25	MID	Martin Saric	2	2	180	0	0	2	1	7	2	0	0	1	0	0
15	DEF	Adrian Seriox	2	2	180	0	0	1	0	7	2	0	0	1	0	0
23	FWD	Jarrod Smith	1	0	26	0	0	1	0	0	0	0	0	0	0	0
13	FWD	Johann Smith	1	0	2	0	0	0	0	0	0	0	0	0	0	0
29	GK	Kenny Stamatopoulos	1	1	90	0	0	0	0	0	0	0	0	0	0	0
15	MID	Matt Stinson	2	1	91	0	0	1	0	2	1	0	0	0	0	0
11	D/M	Nathan Sturgis	1	1	90	0	0	0	0	0	2	0	7	0	0	0
1	GK	Greg Sutton	2	2	180	0	0	0	0	0	0	0	0	0	0	0
37	FWD	Maximiliano Urruti	1	0	12	0	0	0	0	0	0	0	0	0	0	0
4	DEF	Marco Velez	2	2	180	0	0	0	0	1	0	0	0	0	0	0
8	FWD	Pablo Vitti	2	1	98	0	0	4	2	1	5	0	0	0	0	0
7	MID	Andy Welsh	2	2	180	0	0	2	1	3	4	1	0	0	0	0
17	FWD	O'Brian White	2	1	120	0	0	1	0	3	2	1	0	0	0	0
16	DEF	Marvell Wynne	6	6	540	0	0	4	2	5	6	0	0	1	0	0
19	DEF	Mikeal Youssoufowsky	1	0	91	0	0	0	0	0	0	0	0	0	0	0
TEAM TOTALS			16	16	1440	17	17	174	74	218	175	43	66	41	2	0
OPPONENT TOTALS			16	16	1440	25	24	208	94	175	178	46	109	23	1	0

# NEW YORK RED BULLS



## FRONT OFFICE ADDRESS

New York Red Bulls  
600 Cape May Street  
Harrison, NJ 07029  
Phone: (973) 268-8420  
Fax: (973) 482-9340

## TEAM INFORMATION

Sporting Director: Andy Roxburgh  
Head Coach: Mike Petke  
Assistant Coach: Robin Fraser  
Goalkeeper Coach: Rafael Gonzalez  
Technical Director: Ricardo Campos  
Equipment Manager: Fernando Ruiz

## STADIUM INFORMATION

Red Bull Arena  
600 Cape May Street  
Harrison, NJ 07029  
Press Box Phone: TBD  
MLS Capacity: 25,000  
Field Size: 120 x 75 yards

## TRAINING FACILITY

Montclair State University  
1 Normal Avenue  
Montclair, NJ 07043  
Phone: (973) 655-2037

## PR DIRECTORY

Brian Tsao | @BTsao  
Director, Communications  
O: 973-268-7246  
C: 201-988-3817  
Brian.Tsao@newyorkredbulls.com

## SOCIAL MEDIA DIRECTORY

Facebook: NewYorkRedBulls  
Twitter: @NewYorkRedBulls  
Twitter hashtag: #RBNY  
YouTube: NewYorkRedBulls  
Instagram: NewYorkRedBulls

## TORONTO FC CAREER STATISTICS VS. NEW YORK RED BULLS (4-10-4)

UNF	POS	GOALKEEPER	GP	GS	MIN	SHTS	SV	GA	GAA	PG	PA	W	L	T	SO	O'TIME
30	GK	Milos Kocić	2	2	180	7	5	2	1	0	0	0	2	0	0	0-0-0
12	GK	Joseph Bendik	3	3	270	10	6	4	1.33	0	0	0	2	1	1	0-0-0
1	GK	Greg Sutton	3	3	270	16	12	4	1.33	0	0	1	1	0	0	0-0-0
18	GK	Srdjan Djekanovic	1	1	90	5	1	2	2	0	0	0	1	0	0	0-0-0
39	GK	Kenny Stamatopoulos	2	2	180	15	11	4	2	0	0	1	1	0	0	0-0-0
24	GK	Stefan Frei	5	5	450	26	16	11	2.2	1	1	2	3	0	1	0-0-0
41	GK	Freddy Hall	1	1	90	9	5	4	4	0	0	0	1	0	0	0-0-0
18	GK	Brian Edwards	1	1	90	5	0	5	5	1	1	0	1	0	0	0-0-0
TEAM TOTALS			18	18	1620	93	56	36	2	2	2	4	10	4	2	0-0-0
OPPONENT TOTALS			18	18	1620	75	56	16	0.89	0	1	10	4	4	7	0-0-0

## TORONTO FC CAREER STATISTICS VS. NEW YORK RED BULLS (4-10-4)

UNF	POS	PLAYER	GP	GS	MIN	G	A	SHT	SOG	FC	FS	OFF	CK	C	E	CP
19	FWD	Chad Barrett	7	5	348	2	1	6	3	4	3	4	0	1	0	0
14	FWD	Dwayne De Rosario	5	5	442	2	0	16	6	4	13	12	3	1	0	0
14	FWD	Danny Koevermans	2	2	157	2	0	7	4	0	1	2	0	0	0	0
9	FWD	Ryan Johnson	3	3	265	1	1	4	1	3	8	0	0	0	0	0
2	MID	Sam Cronin	3	3	270	1	0	4	2	3	0	0	0	0	0	0
96	FWD	Jeff Cunningham	3	2	187	1	0	2	1	0	1	3	0	0	0	0
9	FWD	Danny Dichio	6	4	383	1	0	6	2	13	12	7	0	0	0	0
6	MID	Maurice Edu	3	3	270	1	0	4	1	4	8	0	0	1	0	0
7	FWD	Fuad Ibrahim	5	1	97	1	0	4	1	1	2	5	0	0	0	0
21	MID	Jonathan Osorio	3	2	191	1	0	3	1	0	2	1	4	0	0	0
4	DEF	Marco Velez	4	2	211	1	0	2	2	0	0	0	0	0	0	0
8	FWD	Pablo Vitti	3	2	169	1	0	3	0	0	4	0	0	0	0	0
3	DEF	Nana Attakora	6	6	510	0	2	3	1	3	5	0	0	0	1	0
16	DEF	Marvell Wynne	4	4	360	0	2	0	0	4	5	1	0	1	0	0
22	MID	Torsten Frings	2	2	180	0	1	2	1	1	2	0	5	0	0	0
19	NON	Reggie Lambe	4	3	243	0	1	2	1	1	3	0	0	0	0	0
33	M/F	Ryan Richter	1	1	90	0	1	2	0	3	2	0	0	0	0	0
32	MID	Laurent Robert	2	2	135	0	1	3	1	0	3	0	2	1	0	0
13	FWD	Johann Smith	2	0	60	0	1	1	0	1	3	0	0	0	0	0
7	MID	Andy Welsh	2	2	134	0	1	1	0	1	1	2	0	0	0	0
17	FWD	O'Brian White	3	2	165	0	1	5	1	1	1	1	0	1	0	0
6	DEF	Gale Agbossomonde	2	2	180	0	0	0	0	1	1	0	0	0	0	0
18	FWD	Quincy Amarikwa	1	1	90	0	0	4	0	1	2	0	0	0	0	0
8	MID	Eric Avila	3	2	177	0	0	4	2	0	0	0	0	0	0	0
8	MID	Kyle Bekker	1	0	2	0	0	0	0	0	0	0	0	0	0	0
12	GK	Joseph Bendik	3	3	270	0	0	0	0	0	0	0	0	0	0	0
28	DEF	Mark Bloom	1	1	90	0	0	0	0	0	1	0	0	0	0	0
25	MID	Danleigh Borman	2	1	64	0	0	0	0	1	1	0	0	0	0	0
7	MID	John Bostock	1	0	45	0	0	0	0	1	0	0	1	0	0	0
2	DEF	Andrew Boyens	3	2	188	0	0	0	0	1	3	0	0	0	0	0
17	FWD	Justin Braun	3	3	152	0	0	2	1	2	4	1	0	0	0	0
3	DEF	Adam Braz	2	2	166	0	0	0	0	5	2	0	0	0	0	0
11	MID	Jim Brennan	8	8	720	0	0	1	0	6	5	0	1	2	0	0
22	F/M	Jeremy Brockie	1	1	90	0	0	1	0	0	0	3	0	0	0	0
12	FWD	Edson Buddle	1	0	15	0	0	1	1	1	0	1	0	0	0	0
13	DEF	Steven Caldwell	2	2	180	0	0	0	0	4	0	0	0	0	0	0
12	DEF	Adrian Cann	2	2	180	0	0	0	0	0	3	1	0	0	0	0
15	MID	Bobby Convey	2	2	180	0	0	2	1	2	5	0	5	0	0	0
6	MID	Julian de Guzman	3	2	190	0	0	1	0	6	3	0	0	1	0	0
7	FWD	Bright Dike	1	0	15	0	0	1	1	0	1	0	0	0	0	0
18	GK	Srdjan Djekanovic	1	1	90	0	0	0	0	0	0	0	0	0	0	0
23	MID	Terry Dunfield	3	3	270	0	0	3	3	6	4	0	4	0	0	0
12	DEF	Todd Dunivant	2	2	180	0	0	0	0	2	1	0	0	0	0	0
10	FWD	Robert Earnshaw	1	1	90	0	0	5	1	0	0	1	0	0	0	0
27	DEF	Richard Eckerley	4	4	360	0	0	3	2	2	2	0	0	0	0	0
18	GK	Brian Edwards	1	1	90	0	0	0	0	0	0	0	0	0	0	0
3	DEF	Jonas Elmer	1	0	37	0	0	1	0	2	0	0	0	0	0	0
2	DEF	Logan Emory	1	0	90	0	0	1	0	0	0	0	0	0	0	0
31	FWD	Hogan Ephraim	1	1	45	0	0	0	0	1	0	0	0	0	0	0
2	D/M	Hunter Freeman	1	1	90	0	0	0	0	3	1	1	0	0	0	0
24	GK	Stefan Frei	5	5	450	0	0	0	0	0	3	0	0	0	0	0
27	D/M	Gabe Gala	1	1	70	0	0	2	2	2	2	0	0	0	0	0
4	DEF	Nick Garcia	4	4	360	0	0	1	0	4	2	0	0	0	0	0
8	MID	Dan Gargan	2	2	180	0	0	1	0	1	3	0	0	0	0	0
10	FWD	Ali Gerba	1	0	58	0	0	3	0	0	1	0	0	0	0	0
32	DEF	Emmanuel Gomez	1	1	64	0	0	0	0	0	1	0	0	0	0	0
20	MID	Amado Guevara	5	5	423	0	0	10	4	3	2	0	14	1	0	0
41	GK	Freddy Hall	1	1	90	0	0	0	0	0	0	0	0	0	0	0
25	DEF	Jeremy Hall	5	5	450	0	0	2	0	2	3	0	0	0	0	0
20	DEF	Ty Harden	5	5	180	0	0	0	0	0	0	0	0	0	0	0
5	DEF	Kevin Harmse	3	3	270	0	0	5	2	3	1	0	0	3	0	0
24	MID	Tyler Hemming	1	0	14	0	0	0	0	0	0	1	0	0	0	0
4	DEF	Doneil Henry	2	1	95	0	0	0	0	1	0	0	0	0	0	0
3	DEF	Andy Iro	1	1	90	0	0	1	0	0	1	0	0	0	0	0
3	DEF	Julius James	1	1	90	0	0	0	0	1	1	0	0	0	0	0
30	GK	Milos Kocić	2	2	180	0	0	0	0	0	0	0	0	0	0	0
20	MID	Matias Laba	1	1	90	0	0	0	0	2	5	0	0	0	0	0
21	MID	Nick LaBrocca	2	2	180	0	0	3	2	2	0	0	7	0	0	0
19	FWD	Andrea Lombardo	2	1	91	0	0	0	0	4	3	3	0	0	0	0
70	FWD	Peri Marosevic	1	1	65	0	0	2	0	0	1	0	2	0	0	0
14	FWD	Tyrone Marshall	3	3	270	0	0	2	0	3	4	0	0	0	0	0
33	FWD	Javier Martina	1	1	90	0	0	1	0	1	0	0	0	0	0	0
21	DEF	Aaron Maund	1	1	90	0	0	0	0	3	1	0	0	1	0	0
17	MID	Joey Mello	1	0	41	0	0	1	0	0	1	0	2	0	0	0
10	FWD	Mista	2	1	102	0	0	2	1	1	1	2	0	1	0	0
5	DEF	Ashtone Morgan	7	6	585	0	0	2	0	2	5	0	0	0	0	0
15	MID	Joseph Nane	2	2	166	0	0	2	0	2	1	0	0	0	0	0
7	MID	Ronnie O'Brien	1	1	90	0	0	3	1	0	0	0	6	0	0	0
48	DEF	Darren O'Dea	2	2	180	0	0	0	0	6	0	0	0	0	0	0
23	FWD	Jacob Peterson	2	1	110	0	0	3	0	0	0	0	0	0	0	0
7	FWD	Joao Plata	1	1	90	0	0	4	3	1	0	1	0	0	0	0
13	D/M	Chris Pozniak	3	2	175	0	0	0	0	2	0	0	2	0	1	0
4	DEF	Marco Reda	1	1	90	0	0	0	0	0	5	0	0	0	0	0
23	MID	Alvaro Rey	1	1	88	0	0	0	0	1	3	1	0	1	0	0
10	MID	Rohan Ricketts	4	3	243	0	0	6	5	5	7	3	4	0	0	0
33	MID	Carl Robinson	8	8	720	0	0	2	2	11	4	0	5	3	0	0
21	FWD	Collin Samuel	2	2	138	0	0	1	1	2	4	1	0	1	0	0
22	DEF	Amadou Sanyang	1	0	13	0	0	0	0	0	1	0	0	0	0	0
25	MID	Martin Saric	1	1	77	0	0	1	1	1	5	0	0	0	0	0
15	DEF	Adrian Serieux	3	3	270	0	0	0	0	0	0	0	0	0	0	0
15	MID	Luca Silva	3	2	139	0	0	4	2	0	1	1	7	0	0	0
23	FWD	Jarrod Smith	2	0	57	0	1	0	0	0	0	0	0	0	0	0
18	FWD	Nick Soolsma	3	1	138	0	0	4	1	2	1	0	0	1	0	0
39	GK	Kenny Stamatopoulos	2	2	180	0	0	0	0	0	0	0	0	0	0	0
15	MID	Matt Stinson	2	1	123	0	0	0	0	2	0	1	0	0	0	0
11	D/M	Nathan Sturgis	1	1	90	0	0	0	0	0	0	0	3	0	0	0
1	GK	Greg Sutton	3	3	270	0	0	0	0	0	0	0	0	0	0	0
22	MID	Tony Tchanii	1	1	57	0	0	0	0	0	0	0	0	0	0	0
33	DEF	Maksim Usanov	1	1	90	0	0	0	0	1	2	0	0	0	0	0
32	FWD	Andrew Wiedeman	3	1	187	0	0	6	1	0	0	0	0	0	0	0
19	DEF	Mikael Youlassowsky	1	1	68	0	0	0	0	0	0	0	0	0	0	0
28	MID	Giennuca Zavarise	1	0	22	0	0	1	0	0	1	0	0	0	0	0
TEAM TOTALS			18	18	1620	16	13	189	75	176	211	60	82	23	3	0
OPPONENT TOTALS			18	18	1620	36	36	231	93	211	176	57	106	20	3	0



PPL Park  
One Stadium Drive, Chester, PA 19013  
Press Box Phone Number: (610) 859-3254/3255  
Capacity: 18,500  
Surface: Grass  
Field Dimensions: 120 x 75 yards  
Largest Union Match Attendance: 19,178 (vs. LA Galaxy 5/11/11,  
vs. Toronto FC, 10/15/11)  
Largest Soccer Attendance: 19,236 (2012 MLS All-Star Game vs.  
Chelsea, 7/25/12)  
Team Colors: Blue and gold

YSC Sports  
224 County Line Road  
Wayne, PA 19087

Aimee Cicero  
Manager, Communications  
O: 610-497-8186  
C: 610-209-3657  
ACicero@philadelphiaunion.com

Chris Glidden  
Team Media Coordinator  
O: (610) 497-6213  
C: 561-459-0025  
cglidden@philadelphiaunion.com

GAME-WINNING GOALS: Danny Koevermans 1, Dwayne De Rosario 1  
 GAME-WINNING ASSISTS: Nick Soolsma 1  
 PENALTY KICK GOALS/ATTEMPTS: Dwayne De Rosario 1-1

UNF	POS	GOALKEEPER	GP	GS	MIN	SHTS	SV	GA	GAA	PG	PA	W	L	T	SO	O'TIME
12	GK	Joseph Bendik	3	3	270	17	13	3	1	0	0	0	1	2	0	0-0-0
30	GK	Milos Kocic	4	4	360	13	8	5	1.25	0	0	1	1	2	1	0-0-0
24	GK	Stefan Frei	3	3	270	19	7	9	3	1	1	1	2	0	0	0-0-0
		TEAM TOTALS	10	10	900	49	28	17	1.7	1	1	2	4	4	1	0-0-0
		OPPONENT TOTALS	10	10	900	42	27	10	1	1	1	4	2	4	2	0-0-0



adidas Timbers Training Center  
Beaverton, OR

Foursquare: TimbersFC

GAME-WINNING GOALS: Javier Martina 1  
GAME-WINNING ASSISTS: Dwayne De Rosario 1  
PENALTY KICK GOALS/ATTEMPTS: NONE

UNF	POS	GOALKEEPER	GP	GS	MIN	SHTS	SV	GA	GAA	PG	PA	W	L	T	SO	O'TIME
24	GK	Stefan Frei	2	2	180	15	13	2	1	1	1	0	1	1	1	0-0-0
30	GK	Milos Kocic	1	1	90	5	2	2	2	0	0	0	1	0	0	0-0-0
12	GK	Joseph Bendik	1	1	90	7	3	4	4	0	0	0	1	0	0	0-0-0
TEAM TOTALS			4	4	360	27	18	8	2	1	1	1	2	1	2	0-0-0
OPPONENT TOTALS			4	4	360	20	13	6	1.5	0	0	1	1	2	1	0-0-0

# REAL SALT LAKE



## FRONT OFFICE ADDRESS

**Real Salt Lake**  
9256 State Street  
Sandy, UT 84070  
Telephone: (801) 727-2701  
Fax: (801) 727-1459  
[www.RealSaltLake.com](http://www.RealSaltLake.com) / [www.RioTintoStadium.com](http://www.RioTintoStadium.com)  
Twitter: @RealSaltLake  
Facebook.com/RealSaltLake

## TEAM INFORMATION

Owner: Dell Loy Hansen  
General Manager & Senior VP of Soccer Operations: Garth Lagerwey  
Head Coach: Jeff Cassar  
Assistant Coach: Andy Williams  
Assistant Coach: Craig Waibel  
Assistant Coach: Paul Dalglish  
Goalkeeper Coach: Daryl Shore  
Director of Soccer Operations: Elliot Fall  
Team Administrator: Salvador Perez

## STADIUM INFORMATION

Rio Tinto Stadium  
9256 State Street  
Sandy, Utah 84070  
Phone: (801) 727-2701  
Fax: (801) 727-1459  
RSL Press Box Phone Number: (801) 727-2717

## TRAINING FACILITIES

America First Field  
76 West Sego Lily Drive (10000 South, 1/2 block West of State St)  
Sandy, UT 84070  
Surface: Natural Grass  
Field Dimensions: 75 x 120 yards

## PR DIRECTORY

Trey Fitz-Gerald | @RSLTrey  
Director, Public Affairs & Broadcasting  
O: 801-727-2717  
C: 801-856-8877

Sam Stejskal  
Assistant Director of Soccer Media Services  
O: 801-727-2716  
C: 801-918-5050  
[SStejskal@realsaltlake.com](mailto:SStejskal@realsaltlake.com)

Jane Sexton  
Media Relations Coordinator  
O: 801-727-2720  
C: 718-974-1448  
[JSexton@realsaltlake.com](mailto:JSexton@realsaltlake.com)

PR E-mail: [RSLcommunications@RealSaltLake.com](mailto:RSLcommunications@RealSaltLake.com)

## TORONTO FC CAREER STATISTICS VS. REAL SALT LAKE (4-6-2)

UNE	POS	PLAYER	GP	GS	MIN	G	A	SHT	SOG	FC	FS	OFF	CK	C	E	CP
8	MID	Eric Avila	2	2	180	1	0	5	2	0	2	0	0	0	0	0
11	MID	Jim Brennan	6	6	540	1	0	7	5	4	1	0	5	2	0	0
96	FWD	Jeff Cunningham	4	1	97	1	0	3	2	0	5	0	0	1	0	0
14	FWD	Dwayne De Rosario	4	3	309	1	0	6	3	3	3	3	2	0	0	0
29	FWD	Maicon Santos	4	1	90	1	0	3	1	1	3	0	0	0	0	0
20	MID	Amado Guevara	4	1	315	1	0	7	4	9	0	6	0	15	0	0
4	DEF	Doneil Henry	4	2	213	1	0	1	1	4	0	0	0	1	1	0
7	FWD	Joao Plata	3	2	157	1	0	4	2	0	0	1	2	0	0	0
32	MID	Laurent Robert	2	2	171	1	0	4	2	0	0	0	4	0	0	0
21	FWD	Collin Samuel	2	2	180	1	0	8	5	4	1	2	2	0	0	0
3	DEF	Miguel Aceval	1	1	90	0	1	0	0	1	2	0	2	0	0	0
6	MID	Julian de Guzman	5	4	405	0	1	0	0	6	9	0	0	0	0	0
9	FWD	Danny Dichio	3	2	224	0	1	2	1	4	9	3	0	0	0	0
9	FWD	Ryan Johnson	1	1	90	0	1	2	1	1	1	0	0	0	0	0
13	D/M	Chris Pozniak	2	2	149	0	1	2	0	1	3	0	0	1	0	0
18	FWD	Nick Soolsma	1	0	24	0	1	2	0	0	1	0	0	0	0	0
15	MID	Matt Stinson	2	1	122	0	1	0	0	2	0	0	0	0	0	0
3	DEF	Nana Attakora	3	3	270	0	0	1	0	2	3	0	0	1	0	0
19	FWD	Chad Barrett	3	3	245	0	0	3	2	2	3	0	0	1	0	0
12	GK	Joseph Bendik	1	1	90	0	0	0	0	0	0	0	0	0	0	0
25	MID	Danleigh Borman	2	2	180	0	0	0	0	1	1	0	0	0	0	0
2	DEF	Andrew Boyens	1	1	90	0	0	0	0	3	3	0	0	1	0	0
17	FWD	Justin Braun	1	0	31	0	0	1	0	0	1	0	0	0	0	0
3	DEF	Adam Braz	1	0	44	0	0	0	0	0	0	0	0	0	0	0
22	F/M	Jeremy Brockie	1	1	90	0	0	2	1	2	1	0	0	0	0	0
13	DEF	Steven Caldwell	1	1	90	0	0	1	1	2	0	0	0	1	0	0
23	MID	Miguel Canizalez	1	0	31	0	0	2	0	0	0	0	0	0	0	0
12	DEF	Adrian Cann	3	3	270	0	0	1	1	3	2	0	0	0	0	0
15	MID	Bobby Convey	1	1	86	0	0	1	0	1	2	0	0	0	0	0
2	MID	Sam Cronin	2	2	180	0	0	0	0	0	0	1	0	0	0	0
18	GK	Srdjan Djekanovic	1	0	5	0	0	0	0	0	0	0	0	1	0	0
23	MID	Terry Dunfield	1	1	68	0	0	0	0	0	0	0	0	0	0	0
12	DEF	Todd Dunivant	3	2	189	0	0	3	3	1	1	1	0	0	0	0
27	DEF	Richard Eckersley	3	3	239	0	0	0	0	7	5	0	0	1	0	0
6	MID	Maurice Edu	3	3	270	0	0	2	0	7	5	0	0	0	0	0
18	GK	Brian Edwards	1	0	90	0	0	0	0	0	0	0	0	0	0	0
2	DEF	Logan Emory	1	0	14	0	0	0	0	1	0	0	0	0	0	0
5	DEF	Lesly Fellingina	1	0	6	0	0	0	0	0	0	0	0	0	0	0
24	GK	Stefan Frei	4	4	360	0	0	0	0	0	2	0	0	0	0	0
22	MID	Torsten Frings	2	2	180	0	0	2	1	3	5	0	2	1	0	0
4	DEF	Nick Garcia	2	2	180	0	0	1	1	1	2	0	0	0	0	0
8	MID	Dan Gargan	3	3	246	0	0	4	2	3	0	0	0	0	0	0
10	FWD	Ali Gerba	3	0	1	0	0	0	0	0	0	1	0	0	0	0
32	DEF	Emmanuel Gomez	1	1	90	0	0	0	0	1	2	0	0	0	0	0
25	DEF	Jeremy Hall	1	1	59	0	0	0	0	0	0	0	0	0	0	0
20	DEF	Ty Harden	3	2	205	0	0	2	0	2	2	0	0	0	0	0
34	DEF	Raivis Hscanovics	1	1	45	0	0	0	0	0	0	0	0	0	0	0
7	FWD	Fuad Ibrahim	2	1	98	0	0	2	0	2	0	5	0	0	0	0
3	DEF	Andy Iro	1	1	65	0	0	0	0	0	1	0	0	0	0	0
3	DEF	Julius James	1	1	90	0	0	2	0	2	0	0	0	0	0	0
30	GK	Milos Kocic	2	2	180	0	0	0	0	0	1	0	0	0	0	0
14	FWD	Danny Koevrmans	2	2	129	0	0	2	1	3	1	1	0	1	0	0
20	MID	Matias Laba	1	1	90	0	0	0	0	2	1	0	0	0	0	0
21	MID	Nick LaBrocca	2	2	180	0	0	0	0	2	1	0	0	0	0	0
19	NON	Reggie Lambe	2	1	94	0	0	1	1	0	1	1	0	0	0	0
19	FWD	Andrea Lombardo	1	1	68	0	0	5	4	1	3	2	0	0	0	0
70	FWD	Peri Marosevic	1	1	90	0	0	3	1	1	1	0	0	0	0	0
14	FWD	Tyrone Marshall	4	4	360	0	0	1	0	5	3	0	0	1	0	0
33	FWD	Javier Martina	2	1	61	0	0	0	0	0	0	0	0	0	0	0
10	FWD	Mista	1	0	90	0	0	0	0	0	0	0	1	0	0	0
5	DEF	Ashtone Morgan	1	1	76	0	0	0	0	0	0	0	0	0	0	0
15	MID	Joseph Nane	1	1	45	0	0	1	1	0	1	0	0	0	0	0
7	MID	Ronnie O'Brien	1	1	90	0	0	0	0	1	1	0	2	1	0	0
48	DEF	Darren O'Dea	1	1	90	0	0	2	1	4	0	0	0	0	0	0
21	MID	Jonathan Osorio	1	1	90	0	0	0	0	1	2	0	1	0	0	0
23	FWD	Jacob Peterson	1	0	21	0	0	1	1	0	0	0	0	0	0	0
22	GK	Sam Reynolds	1	1	85	0	0	0	0	0	0	0	0	0	0	0
33	M/F	Ryan Richter	1	1	90	0	0	0	0	2	0	0	0	1	0	0
10	MID	Rohan Ricketts	2	2	174	0	0	1	0	3	7	0	0	0	0	0
33	MID	Carl Robinson	5	5	450	0	0	5	1	14	3	0	2	0	0	0
22	DEF	Amadou Sanyang	2	1	62	0	0	0	0	1	0	0	0	0	0	0
25	MID	Martin Sarr	2	2	159	0	0	0	0	2	1	0	0	0	0	0
15	DEF	Adrian Serieux	2	2	180	0	0	0	0	5	1	0	0	1	0	0
11	MID	Luis Silva	1	0	35	0	0	1	0	1	1	0	3	0	0	0
23	FWD	Jarrod Smith	2	1	71	0	0	1	0	0	0	0	0	0	0	0
39	GK	Kenny Stamatopoulos	1	1	90	0	0	0	0	0	0	0	0	0	0	0
11	D/M	Nathan Sturgis	1	1	90	0	0	0	0	0	2	0	4	0	0	0
1	GK	Greg Sutton	2	2	180	0	0	0	0	0	0	1	0	0	0	0
33	DEF	Maksim Usanov	2	2	135	0	0	0	0	3	1	0	0	0	0	0
4	DEF	Marco Velez	3	2	201	0	0	0	0	3	1	0	0	1	0	0
8	FWD	Pablo Vitti	1	1	69	0	0	0	0	0	2	0	0	1	0	0
7	MID	Andy Welsh	1	0	41	0	0	0	0	1	1	0	0	0	0	0
17	FWD	O'Brian White	3	2	175	0	0	1	0	1	1	2	0	0	0	0
16	DEF	Marvell Wynne	2	2	136	0	0	2	0	2	0	0	0	0	0	0
19	DEF	Mikael Yourassowsky	1	0	45	0	0	0	0	0	1	0	0	0	0	0
28	MID	Gianluca Zavarise	1	1	90	0	0	1	0	1	1	1	0	0	0	0
TEAM TOTALS			12	12	1080	10	7	125	54	146	131	26	55	23	1	0
OPPONENT TOTALS			12	12	1080	15	17	156	71	131	146	34	80	24	2	0

GAME-WINNING GOALS: Collin Samuel 1, Laurent Robert 1, Joao Plata 1, Jim Brennan 1

GAME-WINNING ASSISTS: Matt Stinson 1

PENALTY KICK GOALS/ATTEMPTS: Collin Samuel 1-1, Torsten Frings 0-1, Dwayne De Rosario 1-1

UNF	POS	GOALKEEPER	GP	GS	MIN	SHTS	SV	GA	GAA	PG	PA	W	L	T	SO	O'TIME
18	GK	Srdjan Djekanovic	1	0	5	0	0	0	0	0	0	0	0	0	0	0-0-0
18	GK	Brian Edwards	1	1	90	9	9	0	0	0	0	1	0	0	1	0-0-0
39	GK	Kenny Stamatopoulos	1	1	90	1	1	0	0	0	0	0	0	1	1	0-0-0
12	GK	Joseph Bendik	1	1	90	4	3	1	1	0	0	0	1	0	0	0-0-0
1	GK	Greg Sutton	2	2	180	15	10	2	1	0	0	1	1	0	1	0-0-0
22	GK	Sam Reynolds	1	1	85	4	3	1	1.06	1	1	1	0	0	0	0-0-0
30	GK	Milos Kocic	2	2	180	9	7	3	1.5	0	0	1	1	0	1	0-0-0
24	GK	Stefan Freni	4	4	360	25	20	8	1.25	0	0	0	3	1	1	0-0-0
TEAM TOTALS			12	12	1080	71	53	15	1.25	2	3	6	4	2	5	0-0-0
OPPONENT TOTALS			12	12	1080	54	40	10	0.83	2	3	6	4	2	4	0-0-0

**FRONT OFFICE ADDRESS**  
**San Jose Earthquakes**  
 451 El Camino Real, Suite 201  
 Santa Clara, CA 95050  
 Telephone: (408) 556-7700  
 Fax: (408) 556-6802  
[www.sjearthquakes.com](http://www.sjearthquakes.com)  
 Twitter: @SJEarthquakes  
 Facebook.com/SanJoseEarthquakes  
 Youtube.com/SanJoseEarthquakes

**TEAM MANAGEMENT**  
Owner: Lew Wolff  
President: Dave Kaval  
General Manager of Soccer Operations: John Doyle  
Head Coach: Mark Watson  
Assistant Coach: Nick Dasovic  
Assistant Coach: Ian Russell  
Goalkeeper Coach: Jason Batty  
Equipment Manager: Jose Vega  
Director of Soccer Operations: Dustin Cleaver  
Team Administrator: Sean Mearns

Buck Shaw Stadium  
500 El Camino Real  
Santa Clara, CA 95050  
Phone: (408) 556-7700  
Fax: (408) 556-6802  
Capacity: 10,525  
Surface: Natural Grass  
Field Dimensions: 74 x 115 yards  
Largest MLS Attendance: 10,799  
(Aug. 21, 2010; San Jose 1-0 LA Galaxy)  
Largest non-MLS Soccer Attendance: 10,712  
(July 17, 2010; San Jose 0-0 Tottenham Hotspur (FPI))

Earthquakes Training Facility  
1135 Coleman Ave.  
San Jose, CA 95110  
Surface: Natural Grass  
Field Dimensions: 74 x 115 yards

Jed Mettee  
VP, Marketing & Communications  
O: 408-556-7723  
C: 408-613-8172  
JMettee@searshquakes.com

Frank Stranzl | @frankstranzl  
Manager, Media Relations  
O: 408-556-7774  
C: 707-696-1931  
FStranzl@searhquakes.com

TORONTO FC CAREER STATISTICS VS. SAN JOSE EARTHQUAKES (2-4-1)																
UNIFORM	POS	GOALKEEPER	GP	GS	MINS	SHTS	SV	GA	GAA	PG	PA	W	L	T	SO	O'TIME
18	GK	Brian Edwards	1	1	90	3	2	1	1	0	0	0	1	0	0	0-0
1	GK	Greg Sutton	2	2	180	12	10	2	1	1	1	0	1	1	1	0-0
24	GK	Stefan Frei	4	4	360	28	21	6	1.5	1	1	2	1	1	0	0-0
12	GK	Joseph Bendik	1	1	90	4	2	2	2	0	0	0	1	0	0	0-0
30	GK	Milos Kocic	2	2	180	8	4	2	0	0	0	1	1	0	0	0-0
TEAM TOTALS			10	10	900	55	39	15	1.2	2	2	4	4	1	0	0-0
OPPONENT TOTALS			10	10	900	36	22	12	1.2	0	1	4	2	4	3	0-0

TORONTO FC CAREER STATISTICS VS. SAN JOSE EARTHQUAKES (2-4-4)																
UNF	POS	PLAYER	GP	GS	MIN	G	A	SHT	SOG	FC	FS	OFF	CK	C	E	CP
14	FWD	Dwayne De Rosario	4	3	315	3	3	11	5	9	1	6	4	3	0	0
19	FWD	Chad Barrett	5	5	423	3	1	14	6	1	3	2	0	1	0	0
3	DEF	Nana Attakora	4	4	315	1	1	2	2	1	1	0	0	1	0	0
8	MID	Eric Avila	1	1	84	1	0	1	1	2	3	0	1	0	0	0
17	FWD	Justin Braun	1	1	77	1	0	1	1	1	0	0	0	0	0	0
29	FWD	Maicon Santos	2	2	155	1	0	7	2	2	1	2	0	0	0	0
21	FWD	Alan Gordon	1	1	90	1	0	3	1	1	3	0	0	0	0	0
8	FWD	Pablo Vitti	2	1	99	1	0	3	3	1	1	1	0	0	0	0
4	MID	Dan Gargan	2	2	135	0	1	0	0	2	2	0	0	0	0	0
4	DEF	Doneil Henry	1	1	90	0	1	2	0	2	0	0	0	1	0	0
21	MID	Nick LaBrocca	1	1	90	0	1	0	0	1	3	0	2	0	0	0
10	FWD	Mista	1	0	45	0	1	1	0	2	0	0	0	0	0	0
48	DEF	Darren O'Dea	1	1	90	0	1	0	0	0	0	0	0	0	0	0
17	FWD	O'Brian White	3	2	153	0	1	3	1	1	0	1	0	0	0	0
3	DEF	Miguel Aceval	1	1	90	0	0	1	0	0	0	0	0	0	0	0
12	GK	Joseph Bendik	1	1	90	0	0	0	0	0	0	0	0	0	0	0
25	MID	Danleigh Borman	2	1	92	0	0	0	0	0	1	0	1	0	0	0
11	MID	Jim Brennan	4	4	359	0	0	2	0	2	2	2	0	1	0	0
12	DEF	Adrian Cann	3	3	270	0	0	1	1	2	0	0	0	0	0	0
2	MID	Sam Cronin	2	1	98	0	0	1	0	0	0	0	0	0	0	0
96	FWD	Jeff Cunningham	1	0	20	0	0	0	0	0	0	0	0	0	0	0
6	MID	Julian de Guzman	6	4	450	0	0	4	0	13	5	0	1	2	0	0
9	FWD	Danny Dichio	2	1	57	0	0	0	0	0	1	2	0	0	0	0
23	MID	Terry Dunfield	1	1	45	0	0	0	0	0	0	0	3	0	0	0
10	FWD	Robert Earnshaw	1	1	90	0	0	2	0	1	2	0	0	0	0	0
27	DEF	Richard Eckersley	2	2	180	0	0	0	0	4	3	0	0	0	0	0
18	GK	Brian Edwards	1	1	90	0	0	0	0	0	0	0	0	0	0	0
2	DEF	Logan Emory	1	1	60	0	0	0	0	1	4	0	0	1	0	0
31	FWD	Hogan Ephraim	1	0	21	0	0	0	0	0	0	0	0	0	0	0
5	DEF	Lesly Felling	1	1	90	0	0	2	2	0	1	0	2	0	0	0
2	D/M	Hunter Freeman	1	1	90	0	0	0	0	1	0	0	0	0	0	0
24	GK	Stefan Frei	4	4	360	0	0	0	0	0	0	0	0	0	0	0
22	MID	Torsten Frings	1	1	90	0	0	2	2	2	2	1	2	0	0	0
4	DEF	Nick Garcia	4	4	360	0	0	1	0	3	2	0	0	0	0	0
20	MID	Amado Guevara	3	3	270	0	0	10	3	1	5	1	10	1	0	0
25	DEF	Jeremy Hall	1	1	90	0	0	0	0	4	1	0	0	0	0	0
20	DEF	Ty Harden	4	4	334	0	0	4	0	7	0	1	0	0	0	0
5	DEF	Kevin Harmse	1	1	90	0	0	0	0	1	1	0	0	0	0	0
34	DEF	Raivis Hscanovics	1	1	72	0	0	0	0	1	1	0	0	0	0	0
7	FWD	Fuad Ibrahim	2	1	99	0	0	4	1	1	2	1	0	1	0	0
3	DEF	Andy Iro	1	1	90	0	0	0	0	1	1	0	0	0	0	0
9	FWD	Ryan Johnson	2	2	180	0	0	3	1	1	1	1	0	0	0	0
30	GK	Milos Kocic	2	2	180	0	0	0	0	0	0	0	0	0	0	0
14	FWD	Danny Koeversmans	1	0	45	0	0	2	0	0	0	1	0	0	0	0
20	MID	Matias Laba	1	1	90	0	0	0	0	0	1	0	1	1	0	0
19	NON	Reggie Lambe	2	2	180	0	0	1	0	3	2	1	0	1	0	0
70	FWD	Peri Marosevic	1	1	58	0	0	1	1	0	0	2	0	0	0	0
14	FWD	Tyrone Marshall	2	2	180	0	0	0	0	0	0	0	0	1	0	0
33	FWD	Javier Martina	1	1	90	0	0	1	0	0	0	1	0	0	0	0
21	DEF	Aaron Maund	1	0	26	0	0	0	0	0	1	0	0	0	0	0
5	DEF	Ashtone Morgan	2	2	180	0	0	1	0	1	5	0	0	0	0	0
21	MID	Jonathan Osorio	1	0	13	0	0	0	0	0	0	0	1	0	0	0
23	FWD	Jacob Peterson	3	3	270	0	0	3	0	3	1	0	4	1	0	0
7	FWD	Joao Plata	3	2	198	0	0	1	0	1	6	2	1	0	0	0
33	M/F	Ryan Richter	1	1	90	0	0	0	0	0	0	0	0	0	0	0
10	MID	Rohan Ricketts	2	2	180	0	0	0	0	2	2	0	2	0	0	0
32	MID	Laurent Robert	1	1	90	0	0	2	1	1	2	0	2	0	0	0
33	MID	Carl Robinson	3	3	270	0	0	0	0	2	1	0	0	0	0	0
15	MID	Tyler Rosenlund	1	1	70	0	0	0	0	0	0	0	0	0	0	0
25	FWD	Carlos Ruiz	1	0	34	0	0	0	0	0	0	0	0	0	0	0
16	MID	Darel Russell	1	0	30	0	0	1	0	3	0	0	0	0	0	0
22	DEF	Amadou Sanyang	1	1	90	0	0	0	0	3	1	0	0	0	0	0
25	MID	Martin Saric	1	1	45	0	0	0	0	1	0	0	0	1	0	0
15	DEF	Adrian Serieux	2	2	180	0	0	0	0	5	2	0	0	1	0	0
11	MID	Luis Silva	2	2	159	0	0	4	0	0	1	0	6	0	0	0
23	FWD	Jarrod Smith	1	0	45	0	0	1	0	0	0	0	0	0	0	0
13	FWD	Johann Smith	1	1	45	0	0	0	0	2	0	0	0	0	0	0
18	FWD	Nick Soolsma	1	0	5	0	0	0	0	0	0	0	0	0	0	0
10	MID	Alen Stevanovic	1	1	63	0	0	1	1	0	3	1	1	0	0	0
15	MID	Matt Stinson	1	0	32	0	0	0	0	0	0	0	0	0	0	0
1	GK	Greg Sutton	2	2	180	0	0	0	0	0	0	0	0	0	0	0
22	MID	Tony Tchani	1	1	90	0	0	2	1	3	2	0	0	1	0	0
4	DEF	Marco Velez	2	1	91	0	0	0	0	1	0	0	0	0	0	0
55	DEF	Eddy Viator	1	0	6	0	0	0	0	0	0	0	0	0	0	0
16	DEF	Marvell Wynne	2	2	180	0	0	0	0	2	1	0	0	0	0	0
28	MID	Gianluca Zavarise	1	0	27	0	0	0	0	0	0	0	0	0	0	0
TEAM TOTALS			10	10	900	12	11	106	36	105	92	29	45	19	0	0
OPPONENT TOTALS			10	10	900	15	20	135	55	92	105	30	49	16	0	0

GAME-WINNING GOALS: Pablo Vitti 1, Dwayne De Rosario 1  
 GAME-WINNING ASSISTS: Dan Gargan 1, Nana Attakora 1  
 PENALTY KICK GOALS/ATTEMPTS: Amado Guevara 0-1



**Seattle Sounders FC**  
Virginia Mason Athletic Center  
12 Seahawks Way  
Renton, WA 98056  
(425) 203-8000  
[www.SoundersFC.com](http://www.SoundersFC.com)

Head Coach: Sigi Schmid  
Assistant Coach: Brian Schmetzer  
Assistant Coach: Ezra Hendrickson  
Goalkeeper Coach: Tom Dutra  
Assistant Coach & Scout: Kurt Schmid  
Equipment Manager: Nolan Myer

Xbox Pitch At Centurylink Field  
800 Occidental Ave. S., Seattle, WA 98134  
Main Phone: (206) 381-7555  
Field Dimensions: 117 x 73 yards  
Surface: FieldTurf Revolution  
MLS Capacity: 38,300  
Press Box Phone Number: (206) 381-7237, (206) 381-7236  
Press Box Fax: (206) 381-7231  
Media Will Call: Southwest Gate  
[www.CenturyLinkField.com](http://www.CenturyLinkField.com)

Starfire Sports Complex  
14800 Starfire Way, Seattle, WA, 98188  
Main Phone: (206) 431-3232  
[www.StarfireSports.com](http://www.StarfireSports.com)

Jeff Garza  
Communications Director  
O: (425) 203-9021 C: (206) 255-4661  
E: [JeffGa@seahawkssounders.com](mailto:JeffGa@seahawkssounders.com)

Suzanne Lavender  
Corporate Communications Director  
O: 425-203-8024  
C: 206-730-7549  
Suzannel@seahawkssoundersfc.com

Mike Ferris  
Communications Assistant  
O: 425-203-8304  
C: 425-457-9001  
MikeFe@soundersfc.com

Facebook: [SeattleSounders](#)  
Twitter: [@SoundersFC](#)  
In-Game Twitter: [@LiveSounders](#)  
Promotions Twitter: [@winSounders](#)  
Academy Twitter: [@SoundersAcademy](#)  
YouTube: [SoundersFCdotcom](#)  
Twitter hashtag: [#Sounders](#)  
Instagram: [SoundersFC](#)  
Pinterest: [SoundersFC](#)  
Google+: [SoundersFC](#)

TORONTO FC CAREER STATISTICS VS. SEATTLE SOUNDERS FC (1-6-1)																
UNF	POS	PLAYER	GP	GS	MIN	G	A	SHT	SOG	FC	FS	OFF	CK	C	E	CP
14	FWD	Dwayne De Rosario	4	4	349	2	1	9	3	7	6	6	1	1	0	0
17	FWD	O'Brian White	2	1	100	1	1	2	2	0	0	0	0	0	0	0
19	FWD	Chad Barrett	4	4	275	1	0	4	3	2	1	3	0	1	0	0
9	FWD	Ryan Johnson	1	1	90	1	0	4	1	0	5	2	0	0	0	0
21	MID	Jonathan Osorio	1	1	90	1	0	4	1	2	2	0	9	0	0	0
3	DEF	Miguel Aceval	1	1	90	0	1	1	0	1	0	0	0	0	0	0
29	FWD	Maicon Santos	3	3	225	0	1	7	1	5	3	1	0	1	0	0
8	MID	Dan Gargan	4	2	209	0	1	0	0	6	3	0	0	1	0	0
37	FWD	Nicholas Lindsay	1	0	29	0	1	0	0	0	0	0	0	0	0	0
32	FWD	Andrew Wiedeman	1	1	56	0	1	1	0	1	0	0	0	0	0	0
3	DEF	Nana Attakora	3	3	225	0	0	0	0	3	1	0	0	1	0	0
8	MID	Eric Avila	1	1	57	0	0	1	0	1	1	0	0	0	0	0
12	GK	Joseph Bendik	1	1	90	0	0	0	0	0	0	0	0	0	0	0
25	MID	Danleigh Borman	2	2	180	0	0	0	0	2	0	0	0	1	0	0
17	FWD	Justin Braun	1	0	1	0	0	0	0	0	0	0	0	0	0	0
11	MID	Jim Brennan	2	2	180	0	0	1	0	1	1	0	0	1	0	0
22	F/M	Jeremy Brookie	1	1	90	0	0	4	1	2	1	1	0	0	0	0
13	DEF	Steven Caldwell	1	1	90	0	0	0	0	0	1	0	0	0	0	0
12	DEF	Adrian Cann	3	3	270	0	0	0	0	4	0	0	0	1	0	0
15	MID	Bobby Convey	1	1	90	0	0	0	0	2	3	1	2	0	0	0
16	MID	Oscar Cordon	1	0	45	0	0	1	0	4	0	0	0	1	0	0
2	MID	Sam Cronin	3	1	151	0	0	1	0	1	1	0	1	1	0	0
6	MID	Julian de Guzman	3	3	237	0	0	2	0	7	6	0	0	1	0	0
9	FWD	Danny Dichio	1	0	35	0	0	0	0	1	1	1	0	0	0	0
23	MID	Terry Dunfield	1	1	90	0	0	0	0	3	0	0	1	0	0	0
10	FWD	Brent Earnshaw	1	0	34	0	0	3	1	0	0	0	0	0	0	0
27	DEF	Richard Eckersley	3	3	269	0	0	0	0	9	4	0	0	0	0	0
2	DEF	Logan Emory	1	1	90	0	0	1	0	1	2	0	0	0	0	0
24	GK	Stefan Frei	5	5	450	0	0	0	0	0	1	0	0	0	0	0
22	MID	Torsten Frings	1	1	24	0	0	0	0	0	0	0	0	0	0	0
27	D/M	Gabe Gala	1	0	11	0	0	0	0	0	0	0	0	0	0	0
4	DEF	Nick Garcia	2	1	135	0	0	0	0	2	2	0	0	0	0	0
10	FWD	Ali Gerba	1	0	22	0	0	1	0	0	1	0	0	0	0	0
26	DEF	Matt Gold	1	0	28	0	0	0	0	0	0	0	0	0	0	0
32	DEF	Emmanuel Gomez	1	1	90	0	0	0	0	0	0	0	0	1	0	0
20	MID	Amado Guevara	2	2	180	0	0	6	1	3	1	0	8	0	0	0
20	DEF	Ty Harden	3	3	225	0	0	1	0	1	1	0	0	1	0	0
5	DEF	Kevin Harmse	1	1	90	0	0	1	0	1	0	0	0	0	0	0
4	DEF	Doneil Henry	2	2	180	0	0	0	0	2	0	0	0	0	0	0
34	DEF	Raivis Hscanovics	1	1	90	0	0	0	0	1	0	0	0	0	0	0
30	GK	Milos Kocic	1	1	90	0	0	0	0	0	0	0	0	0	0	0
14	FWD	Danny Koevvermans	1	0	45	0	0	2	1	0	0	1	0	0	0	0
20	MID	Matias Laba	1	1	90	0	0	0	0	0	0	0	0	0	0	0
21	MID	Nick LaBrocca	2	2	154	0	0	2	0	0	2	0	5	0	0	0
19	NON	Reggie Lambe	1	1	71	0	0	0	0	1	0	0	0	0	0	0
33	FWD	Javier Martina	2	1	109	0	0	3	1	1	1	0	0	0	0	0
21	DEF	Aaron Maund	1	0	66	0	0	0	0	1	0	0	0	1	0	0
5	DEF	Ashtone Morgan	1	1	90	0	0	0	0	0	1	0	0	0	0	0
23	FWD	Jacob Peterson	2	2	151	0	0	3	0	0	0	0	1	0	0	0
7	FWD	Joao Plata	2	1	123	0	0	6	0	0	1	0	1	0	0	0
23	MID	Alvaro Rey	1	0	19	0	0	0	0	0	3	0	0	0	0	0
10	MID	Rohan Ricketts	1	1	45	0	0	0	0	0	0	0	0	0	0	0
33	MID	Carl Robinson	1	1	90	0	0	0	0	1	0	0	0	0	0	0
22	DEF	Amadou Sanyang	1	1	90	0	0	0	0	5	3	0	0	0	0	0
25	MID	Martin Saric	1	1	90	0	0	0	0	3	0	0	0	1	0	0
15	DEF	Adrian Serieux	1	1	90	0	0	0	0	2	2	0	0	0	0	0
11	MID	Luis Silva	1	1	90	0	0	0	0	2	3	0	3	0	0	0
13	FWD	Johann Smith	1	0	5	0	0	0	0	0	0	0	0	0	0	0
18	FWD	Nick Soolsma	2	2	180	0	0	3	2	2	1	0	1	0	0	0
10	MID	Alen Stevanovic	2	2	133	0	0	1	0	0	2	0	0	0	0	0
11	D/M	Nathan Sturgis	2	1	78	0	0	2	0	1	3	0	7	0	0	0
1	GK	Greg Sutton	1	1	90	0	0	0	0	0	0	0	0	0	0	0
33	DEF	Maksim Usanov	1	1	90	0	0	0	0	3	0	0	0	1	0	0
8	FWD	Pablo Vitti	1	1	85	0	0	1	1	0	0	0	0	0	0	0
31	DEF	Dicoy Williams	1	1	90	0	0	1	0	1	0	0	0	0	0	0
16	DEF	Marvell Wynne	2	2	180	0	0	0	0	1	2	0	0	0	0	0
19	DEF	Mikael Yourassowsky	2	1	134	0	0	3	1	4	3	1	0	1	0	0
TEAM TOTALS			8	8	720	6	7	82	20	106	80	18	40	17	0	0
OPPONENT TOTALS			8	8	720	14	12	99	39	80	106	16	36	11	1	0

GAME-WINNING GOALS: Dwayne De Rosario 1    GAME-WINNING ASSISTS: NONE    PENALTY KICK GOALS/ATTEMPTS: NONE

UNF	POS	GOALKEEPER	GP	GS	MIN	SHTS	SV	GA	GAA	PG	PA	W	L	T	SO	O'TIME
24	GK	Stefan Frei	5	5	450	27	20	7	1.4	1	1	1	3	1	2	0-0-0
12	GK	Joseph Bendik	1	1	90	2	1	2	2	0	0	0	1	0	0	0-0-0
1	GK	Greg Sutton	1	1	90	3	1	2	2	0	0	0	1	0	0	0-0-0
30	GK	Milos Kocic	1	1	90	7	4	3	3	0	0	0	1	0	0	0-0-0
		TEAM TOTALS	8	8	720	39	26	14	1.75	1	1	1	6	1	2	0-0-0
		OPPONENT TOTALS	8	8	720	20	13	6	0.75	0	0	6	1	1	4	0-0-0



# SPORTING KANSAS CITY



## FRONT OFFICE ADDRESS

Sporting Kansas City

1 Sporting Way

Kansas City, KS 66111

Main: (913) 387-3400

Toll Free: 888-4KC-GOAL

Fax: (913) 387-3401

www.sportingkc.com

## TEAM INFORMATION

Manager/ Technical Director: Peter Vermes

Assistant Coach: Kerry Zavagnin

Assistant Coach: Zoran Savic

Assistant Coach: John Pascarella

Fitness Coach: Mateus Manoel

Team Administrator: Rick Dressel

Assistant Team Administrator: Jon Farrell

Head Equipment Manager: Michael Flaherty

Assistant Equipment Manager: Andy Garay

Team Ophthalmologist – Brandon Hunter

Physicians Assistant – Angel Monroy

Primary Hospital: Providence Medical Center

## STADIUM INFORMATION

Sporting Park

1 Sporting Way, Kansas City, KS 66111

MLS Capacity: 18,467

Surface: Natural Grass

Field Dimensions: 75 yards x 120 yards

Team colors: Sporting Blue and Dark Indigo

Press Box Phone: 913-912-7675

Largest Attendance:

21,010 (LIVESTRONG Sporting Park, 9/28/12 vs Chicago Fire)

52,424 (Arrowhead Stadium, 7/25/2010, Kansas City 2,

Manchester United 1)

## TRAINING FACILITIES

Sporting Club Training Center in Swope Park

6310 Lewis Road

Kansas City, MO 64130

## PR DIRECTORY

Rob Thomson | @247robo

Executive Vice President, Communications/Digital

O: 913-387-3405

C: 913-226-6024

RThomson@sportingkc.com

Kurt Austin | @kaustin01

Manager, Communications and Digital

O: 913-951-3554

C: 816-516-0577

KAustin@sportingkc.com

Jon Kaplan

Manager, Communications and Digital

O: 816-949-1197

C: 516-965-4664

jkaplan@sportingkc.com

Molly Dreska | @TerryTime

Coordinator, Communications and Digital

O: 913-387-3428

C: 516-567-4468

mdreska@sportingkc.com

PR Email: communications@sportingkc.com

## TORONTO FC CAREER STATISTICS VS. SPORTING KANSAS CITY (4-10-4)

UNF	POS	PLAYER	GP	GS	MIN	G	A	SHT	SOG	FC	FS	OFF	CK	C	E	CP
20	14-02-15	Amado Guevara	5	4	382	4	0	13	9	8	7	1	10	0	0	0
9	FWD	Ryan Johnson	4	4	360	2	1	8	4	10	6	2	0	1	0	0
9	FWD	Danny Dichio	7	5	452	2	0	6	5	16	5	6	0	1	0	0
10	FWD	Robert Earnshaw	2	2	150	2	0	2	2	0	2	1	0	0	0	0
11	MID	Jim Brennan	8	7	662	1	0	2	1	8	2	2	0	1	0	0
14	FWD	Danny Koevrmans	2	2	180	1	0	5	4	2	2	6	0	0	0	0
16	MID	Darel Russell	3	2	185	1	0	2	1	3	6	0	0	1	0	0
2	Crown	Sam Cronin	2	2	180	0	1	1	0	0	0	0	0	0	0	0
14	FWD	Dwayne De Rosario	3	2	212	0	1	3	1	3	2	4	0	1	0	0
27	DEF	Richard Eckersley	7	7	616	0	1	2	0	14	10	0	0	2	0	0
7	MID	Ronnie O'Brien	1	1	90	0	1	4	2	1	1	0	3	0	0	0
23	MID	Alvaro Rey	1	1	83	0	1	0	0	0	4	0	2	0	0	0
33	MID	Carl Robinson	8	8	720	0	1	5	2	10	14	0	5	1	0	0
16	DEF	Marvell Wynne	7	7	630	0	1	1	1	3	5	0	0	0	0	0
6	DEF	Gale Agbessoumoude	1	1	90	0	0	0	0	1	0	0	0	0	0	0
18	FWD	Quincy Amarikwa	2	1	94	0	0	0	0	1	0	0	0	0	0	0
3	DEF	Nana Attakora	4	3	270	0	0	0	0	3	4	0	0	0	0	0
8	MID	Eric Avila	1	1	62	0	0	2	0	0	1	0	0	0	0	0
19	FWD	Chad Barrett	5	4	322	0	0	9	4	3	4	1	0	0	0	0
8	MID	Kyle Bekker	2	0	10	0	0	0	0	1	0	0	0	0	0	0
12	GK	Joseph Bendik	3	3	270	0	0	0	0	0	0	0	0	0	0	0
28	DEF	Mark Bloom	1	1	90	0	0	0	0	0	1	0	0	0	0	0
25	MID	Danleigh Borman	1	1	90	0	0	1	0	0	0	0	0	0	0	0
7	MID	John Bostock	1	1	85	0	0	0	0	0	3	0	1	0	0	0
2	DEF	Andrew Boyens	3	2	183	0	0	2	0	5	0	0	0	2	1	0
17	FWD	Justin Braun	2	0	46	0	0	0	0	1	1	2	0	0	0	0
22	F/M	Jeremy Brockie	1	1	90	0	0	3	2	1	0	2	0	1	0	0
12	FWD	Edson Buddle	2	1	96	0	0	1	1	2	0	1	0	0	0	0
13	DEF	Steven Caldwell	2	2	176	0	0	1	0	3	0	0	0	0	1	0
3	DEF	Danny Califf	1	1	90	0	0	0	0	3	0	0	0	1	0	0
23	MID	Miguel Canizalez	2	0	45	0	0	0	0	0	0	0	0	0	0	0
12	DEF	Adrian Cann	3	3	225	0	0	0	0	2	0	0	0	1	0	0
15	MID	Bobby Conway	2	2	180	0	0	0	0	2	3	0	6	0	0	0
96	FWD	Jeff Cunningham	3	2	172	0	0	3	1	1	0	3	0	0	0	0
6	MID	Julian de Guzman	3	2	208	0	0	6	2	7	3	1	0	0	0	0
7	FWD	Bright Dike	1	1	90	0	0	1	0	1	0	0	0	0	0	0
29	FWD	Macon Santos	3	3	224	0	0	4	2	3	1	3	0	0	0	0
23	MID	Terry Dunfield	4	4	352	0	0	3	1	7	3	2	1	1	0	0
12	DEF	Todd Dunivant	3	2	160	0	0	0	0	2	2	0	0	0	0	0
6	MID	Maurice Edu	5	4	368	0	0	3	1	12	6	1	0	0	0	0
18	GK	Brian Edwards	1	1	90	0	0	0	0	0	0	0	0	0	0	0
2	DEF	Logan Emory	2	1	144	0	0	0	0	3	2	0	0	0	0	0
31	FWD	Hogan Ephraim	1	1	87	0	0	0	0	0	2	3	1	0	0	0
10	FWD	Alecko Eskandarian	2	2	180	0	0	3	2	3	6	0	1	1	0	0
2	D/M	Hunter Freeman	1	1	66	0	0	0	0	1	1	0	0	0	0	0
24	GK	Stefan Frei	6	6	540	0	0	0	0	1	0	0	0	0	0	0
22	MID	Torsten Frings	3	3	260	0	0	5	1	2	4	0	10	0	1	0
27	D/M	Gabe Gála	2	0	62	0	0	0	0	1	0	0	0	0	0	0
4	DEF	Nick Garcia	2	2	117	0	0	0	0	2	0	0	0	0	1	0
8	MID	Dan Gargan	3	2	194	0	0	0	0	3	2	0	0	0	0	0
8	DEF	Kevin Goldthwaite	2	2	180	0	0	2	1	2	2	0	7	0	0	0
41	GK	Freddy Hall	1	1	90	0	0	0	0	0	0	0	0	0	0	0
25	DEF	Jeremy Hall	5	4	389	0	0	1	0	0	2	0	0	1	0	0
20	DEF	Ty Harden	2	1	135	0	0	0	0	1	0	0	0	0	0	0
5	DEF	Kevin Harmse	3	2	160	0	0	0	0	1	0	0	0	0	0	0
29	FWD	Eric Hassli	1	1	90	0	0	2	1	4	6	2	0	1	0	0
4	DEF	Doneil Henry	5	3	227	0	0	2	1	5	3	0	0	0	0	0
7	FWD	Fuad Ibrahim	1	0	36	0	0	0	0	0	1	0	0	0	0	0
3	DEF	Andy Iro	1	0	90	0	0	0	0	0	0	0	0	0	0	0
3	DEF	Julius James	1	1	90	0	0	0	0	0	1	1	0	0	0	0
30	GK	Milos Kocić	2	2	180	0	0	0	0	0	0	0	0	0	0	0
20	MID	Matias Laba	1	1	78	0	0	1	0	1	0	0	0	0	0	0
21	MID	Nick LaBrocca	2	2	180	0	0	2	0	3	1	1	2	1	0	0
19	NON	Reggie Lambe	4	3	233	0	0	2	0	7	3	2	0	1	1	0
14	FWD	Tyrone Marshall	2	2	180	0	0	0	0	3	0	0	0	0	0	0
14	FWD	Javier Martina	1	1	90	0	0	1	0	2	1	0	0	0	0	0
21	DEF	Aaron Maund	1	1	90	0	0	0	0	0	1	0	0	0	0	0
10	FWD	Mista	1	1	58	0	0	2	1	0	0	0	2	0	0	0
5	DEF	Ashtone Morgan	5	3	347	0	0	0	0	6	3	0	0	0	0	0
17	MID	Paulo Nagamura	2	2	174	0	0	1	0	4	6	0	0	1	0	0
15	MID	Joseph Nane	1	1	73	0	0	2	0	1	3	0	0	0	0	0
48	DEF	Darren O'Dea	3	3	270	0	0	1	0	6	4	0	0	0	0	0
21	MID	Jonathan Osorio	1	0	8	0	0	0	0	1	0	0	0	0	0	0
23	FWD	Jacob Peterson	2	2	103	0	0	1	1	0	0	0	1	0	0	0
7	FWD	Joao Plata	1	1	67	0	0	2	0	0	1	0	0	0	0	0
13	D/M	Chris Pozniak	1	1	90	0	0	0	0	0	0	0	0	0	0	0
4	DEF	Marco Reda	2	1	83	0	0	0	0	0	1	0	0	0	0	0
22	GK	Sam Reynolds	1	1	90	0	0	0	0	0	0	0	0	0	0	0
33	M/F	Ryan Richter	1	1	45	0	0	0	0	0	0	0	0	0	0	0
10	MID	Rohan Ricketts	5	4	355	0	0	4	1	10	8	1	3	1	0	0
32	MID	Laurent Robert	2	2	173	0	0	3	2	1	2	0	4	1	0	0
25	FWD	Carlos Ruiz	1	1	54	0	0	0	0	0	1	0	0	0	0	0
21	FWD	Colin Samuel	1	1	80	0	0	2	1	3	1	0	0	0	0	0
22	DEF	Amadou Sanyang	1	1	45	0	0	0	0	1	0	0	0	0	0	0
15	DEF	Adrian Seroux	2	2	180	0	0	0	0	0	2	0	0	0	0	0
11	MID	Luis Silva	3	2	208	0	0	5	2	0	6	1	3	0	0	0
23	FWD	Jarrod Smith	1	0	7	0	0	1	0	0	1	0	0	0	0	0
13	FWD	Johann Smith	1	0	24	0	0	0	0	0	0	0	0	0	0	0
15	FWD	Nick Soolsma	2	1	113	0	0	1	0	2	0	1	5	0	0	0
18	MID	Matt Stinson	1	0	46	0	0	2	0	1	0	0	0	1	0	0
11	D/M	Nathan Sturgis	1	1	90	0	0	0	0	0	0	0	0	0	0	0
1	GK	Greg Sutton	4	4	360	0	0	0	0	0	0	0	0	0	0	0
22	MID	Tony Tchaní	1	1	90	0	0	1	0	1	3	0	0	1	0	0
28	DEF	Olivier Tebily	1	1	90	0	0	0	0	1	1	0	0	0	0	0
18	MID	Michael Thomas	1	0	12	0	0	0	0	0	0	0	0	0	0	0
4	DEF	Marco Velez	3	3	270	0	0	0	0	4	0	0	0	0	0	0
55	DEF	Edy Viator	1	1	90	0	0	0	0	2	0	0	0	0	1	0
8	FWD	Pablo Vitti	1	1	89	0	0	4	1	3	1	2	0	0	0	0
7	MID	Andy Welsh	3	2	167	0	0	3	3	6	6	0	0	1	0	0
17	FWD	O'Brian White	1	0	26	0	0	0	0	1	0	1	0	0	0	0
32	FWD	Andrew Wiedeman	3	3	241	0	0	3	1	0	0	1	0	0	0	0
19	DEF	Mikael Youssowsky	2	2	148	0	0	2	1	6	4	0	0	0	0	0
28	MID	Gienliuca Zavarise	1	1	90	0	0	0	0	2	3	0	0	0	0	0
TEAM TOTALS			18	18	1620	13	8	156	66	251	204	54	74	29	4	0
OPPONENT TOTALS			18	18	1620	25	28	263	98	204	251	55	96	37	2	0

The logo for Vancouver Whitecaps FC is a diamond-shaped emblem. It features a stylized mountain range in white and blue at the top, with the word "VANCOUVER" in white capital letters below it. The words "WHITECAPS" and "FC" are prominently displayed in large, bold, white capital letters. The bottom of the diamond is filled with blue and white geometric patterns. A small "TM" trademark symbol is located at the bottom right of the logo.

550 – 375 Water Street  
Vancouver, BC V6B 5C6  
Office: 604.669.WAVE (9283)  
Email: [info@whitecapsfc.com](mailto:info@whitecapsfc.com)  
Fax: 604.684.5173  
Website: [whitecapsfc.com](http://whitecapsfc.com)

President: Bob Lenarduzzi  
Director, Professional Teams: Greg Anderson  
Head Coach: Carl Robinson  
Assistant Coach: Martyn Pert  
Assistant Coach & Head of High Performance: Gordon Forrest  
Goalkeeper Coach: Marius Røvde  
Senior Manager, Professional Teams: Joe Jesseau  
Team Administrator: Steve Bridge  
Coordinator, Soccer Services: Kyle Bowman  
Head Equipment, Logistic & Facilities Manager: Ed Georgica  
Assistant Equipment Manager: Andrew Lichtenfels

Bell Pitch at BC Place  
 777 Pacific Boulevard  
 Vancouver, BC V6B 4Y8  
 Media Box numbers: 604.661.7265 & 604.661.7266  
 MLS Capacity: 21,000  
 Pitch Surface: Polytan Ligatur 240 RS+  
 Pitch Dimensions: 117 x 75 yards  
 Largest Soccer Attendance: 60,342 (NASL - Vancouver Whitecaps  
 vs. Seattle Sounders, June 20, 1983)  
 Club Colours: White, Deep Sea Blue, Whitecaps FC Blue, and Silver

National Soccer Development Centre  
6066 Thunderbird Boulevard  
Vancouver, BC V6T 1Z1

Carly Jokic I @commscarly  
Director, Communications & Broadcast  
O: 604-669-9283 x2260  
C: 604-753-8915  
CThorsonJokic@whitecapsfc.com

Nathan Vanstone I @nathanvanstone  
Senior Manager, Media Relations & Broadcast  
O: 604-629-2251  
C: 778-228-7177  
NVanstone@whitecapsfc.com

Ann Nikitiuk  
Specialist, Community Relations  
O: 604-669-9283 x2260  
C: 604-355-9283  
anikitiuk@whitecapsfc.com

Brandon Timko I @BTightPants  
Specialist, Communications  
O: 604-669-9283 x2292  
C: 604-355-1245  
BTimko@whitecapsfc.com

Facebook: WhitecapsFC  
Twitter: @WhitecapsFC  
Match Twitter: @WhitecapsMatch  
Twitter hashtag: #VWFC  
Flickr: Whitecaps  
Youtube: VancouverWhitecapsFC  
Instagram: WhitecapsFC

**GAME-WINNING GOALS:** Nick Soolsma 1, Terry Dunfield 1  
**GAME-WINNING ASSISTS:** Torsten Frings 1  
**PENALTY KICK GOALS/ATTEMPTS:** Nick Soolsma 1-1

UNF	POS	GOALKEEPER	GP	GS	MIN	SHTS	SV	GA	GAA	PG	PA	W	L	T	SO	O'TIME
12	GK	Joseph Bendik	1	1	90	3	2	1	1	0	0	0	1	0	0	0-0-0
24	GK	Stefan Frei	2	2	180	9	5	4	2	0	0	1	1	0	1	0-0-0
30	GK	Milos Kocic	1	1	90	3	1	2	2	0	0	1	0	0	0	0-0-0
TEAM TOTALS			4	4	360	15	8	7	1.75	0	0	2	2	0	1	0-0-0
OPPONENT TOTALS			4	4	360	17	11	6	1.5	1	1	2	2	0	1	0-0-0

If we could script this, we'd win the Cup.  
But it would have to be a great story.

One that draws people in  
and pulls us closer together.

The way these players,  
our team,  
and this game touches lives.

There'd be setbacks, of course.  
Obstacles.  
Close calls and tough lessons.

And, in the end, we'd win.

But there's no script.

Just determination.  
The love of the game.  
Yearning for victory.

Hard work and the strength of  
character that can get us there.

So eyes up, and cleats down.

ALL FOR ONE





In the summer of 2007, it was the main venue for the third most watched sporting event in the world, the FIFA U-20 World Cup, in which it hosted over 260,000 people and 12 games. In its first year of operation, over 500,000 people entered through BMO Field's gates. Toronto FC hosted their first International match on May 23, 2007 in a game that featured Portuguese club Benfica

There are over 200 points of sale for food and beverage throughout the building. Its unique and original food offerings make it an industry leader and set it apart from any other venue in North America.

Constructed:	January 2, 2006 – March 31, 2007
Location:	170 Princes' Blvd on the grounds of Exhibition Place
Cost:	\$62.9 million, a private/public sector partnership
Architect:	Brisbin Brook Beynon Architects
Contractor:	PCI Constructors Eastern Inc.
Seating:	21,859 (Soccer) 28,000 (Concerts)
Playing Surface:	Grass (installed for start of 2010 season)
Size of playing field:	69m x 105m (223ft x 345ft)
Executive Suites:	30
Inaugural Game:	April 28, 2007

The BMO Field Ticket Office is located at 170 Princes' Blvd, Toronto, ON. During the season, the Ticket Office on-site is open Monday through Friday from 10:00 a.m. – 6:00 p.m. It is located at Gate 1 of the stadium. On event days, the Ticket Office opens at 9:30 a.m.

The phone number for Toronto FC Ticket Sales is 416-360-GOAL (4625). For all other tickets, visit [www.ticketmaster.ca](http://www.ticketmaster.ca).

The Will Call window is located at the main ticket office located at Gate 1 on the north side of the stadium. Will Call is only open on event days starting at 9:30am. Only the person whose name appears on the ticket order may pick up the tickets. You must have valid photo identification to pick up the tickets. You should also bring with you the credit card used to order the tickets with and your Ticketmaster confirmation number. On days of events, you may also pick up tickets ordered through Ticketmaster at the ticket office.

Merchandise stands are located throughout the stadium. There is one permanent merchandise location on the Main Concourse on the southeast side behind section 112. Toronto FC items are also available online at [www.torontofc.ca](http://www.torontofc.ca) or from Real Sports Apparel at Maple Leaf Square – next to Air Canada Centre.

Maple Leaf Square is located at York St. and Bremner Blvd. in Downtown Toronto.

For your convenience, BMO Field is equipped with four ATM machines. Locations are behind Section 107, Section 111, Section 121/122 and Section 125/225.

BMO Field's artificial playing surface was replaced with a new permanent grass pitch ahead of the 2010 season. The total cost of the project was \$5.5 million of which \$2 million was earmarked for community sports facilities. Toronto's new pitch was laid using Kentucky bluegrass brought in from Alliston, Ontario. The 7,850-square metre playing field is the first major sports field in Canada to employ a SubAir System, which acts like a huge underground vacuum to pull away excess water. 34 kilometres of tubing lies beneath the pitch to heat the field.

As well as the new pitch, over 1,400 seats were added to BMO Field's capacity ahead of the 2010 season with the building of the new North End Stand which cost around \$2.5 million.



## COMMUNITY PARTNERSHIPS PROGRAMS

Toronto FC players and personnel make more than 350 appearances in the community each year including visits to local hospitals, schools and community centres. To make a player appearance request, visit [www.torontofc.ca](http://www.torontofc.ca).

Toronto FC are committed to bringing pride to the community through the support of Ontario's various children's charities, educational initiatives and programs related to sport development. In 2012-2013 Toronto FC donated items to 1,945 events in support of their fundraising goals. For more information regarding donation requests, please visit [www.mlsedonations.com](http://www.mlsedonations.com).

Students involved in physical activity perform higher on test scores, and children encouraged to participate in physical activity are 22% less likely to be overweight. This is why Maple Leaf Sports & Entertainment is excited to bring MLSE Shape Up into schools, providing FREE, fun and easy to use physical activity resources to help encourage students to live healthy lifestyles. Be part of the solution and get your local school registered by visiting [www.mlseshapeup.com](http://www.mlseshapeup.com)

For many kids, the opportunity to experience the excitement of a Toronto FC match does not exist. However, through our Give-a-Kid-a-Game ticket donation program, Season Seat Holders can make this a reality.

By partnering with Kids Up Front, we will expand our ability to change lives through sport. For more information about Kids Up Front, please visit [www.kidsupfronttoronto.com](http://www.kidsupfronttoronto.com).

The MLSE Foundation believes all kids should have access to sport and the opportunity to develop lasting dreams on the playing field. With the support of Toronto FC, and through programs like the 50/50 game day raffle, the Foundation funds the refurbishment of local athletic facilities and programs that support kids through sports and recreation. Since launching in December 2009, the MLSE Foundation has invested more than \$10 million into our community.

KickStart is a free eight week program happening in 12 communities in partnership with Toronto Community Housing Corporation. The program will teach 240 kids ages 6-12 introductory soccer skills, while also providing them with valuable self-esteem, fair play and leadership. In partnership with TFC the program trains and employs over 30 youth coaches from each community to run the program.

To learn more, visit [mlsefoundation.org](http://mlsefoundation.org) or follow @mlsefoundation





**REALSPORTS**  
BAR & GRILL



Offering an extensive menu ranging from premium items to traditional sports bar fare and 112 taps featuring over 29 brands of beer, the 25,000 square-foot sports bar is also home to 199 HD Definition televisions and a two-story 32-foot HD screen. Real Sports Bar & Grill has played host to many high profile events including the 2013 TIFF (Toronto International Film Festival) Opening Night Party, the inaugural Team Up Foundation's Player's Gala and the Leafs Nation Playoff Tailgate Parties.



Like its restaurant counterpart, RSA has played host to many high profile guests. In the past year, sports fans have enjoyed Real Sports Apparel All Access events featuring UFC icons, members of Toronto Maple Leafs, Toronto Raptors, Toronto FC and Toronto Argos.



## TORONTO FC MEDIA RELATIONS

**Media Information Line\*: 416-815-6172** \*Updated daily

## TORONTO FC MEDIA RELATIONS DEPARTMENT CONTACTS



**JAMIE DEANS**  
Director, Communications  
O: 416-815-5445  
E: [jamie.deans@mlse.com](mailto:jamie.deans@mlse.com)



**MIKE MASARO**  
Coordinator,  
Media Relations  
O: 416-815-2474  
C: 416-716-1311  
E: [mmasaro@torontofire.ca](mailto:mmasaro@torontofire.ca)



**ANTHONY COZZETTO**  
Media Relations Assistant  
O: 416-815-6126  
E: [acozzetto@torontofc.ca](mailto:acozzetto@torontofc.ca)

## MLSE COMMUNICATIONS



**DAVE HAGGITH**  
Sr. Director, Communications  
O: 416-815-5790  
E: [dave.haggith@mlse.com](mailto:dave.haggith@mlse.com)



**ABBY ALBINO**  
Coordinator,  
Corporate Communications  
O: 416-815-5445  
E: [abby.albino@mlse.com](mailto:abby.albino@mlse.com)

## KIA TRAINING GROUNDS &amp; ACADEMY

85 Carl Hall Road  
Toronto, ON  
M3K 2B9

**MEDIA ENTRANCE**

Enter through main doors of facility

**TORONTO FC SEASON MEDIA CREDENTIALS**

Season credentials are limited to local reporters covering Toronto FC on a regular basis. Requests for single match credentials must be made by phone or email, 48 hours before kick-off. No requests will be accepted past this time. Credential requests must indicate the access required (media or photo). Credentials must be worn at all times and are non-transferable. Please note that a credential does not guarantee press box seating.

## ROAD MATCHES

Media members wishing to cover Toronto FC on the road should contact Toronto FC's media relations department at least three days in advance of the match. Media should make requests for credentials through Toronto FC and not the host team.

## ACCREDITATION COLLECTION

Gate 4 – located on the west side of BMO Field off Ontario Drive. Single match credentials can be picked up 90 minutes prior to kick-off. The media will call desk will close 15 minutes after kick-off. Any media members arriving after kick-off must contact Toronto FC media relations staff to gain access to the stadium.

## SEATING

The press box and broadcast booths are located on level three on the west side of the stadium. Enter through Gate 4 and turn left. Head through the double doors and take the elevator to the third level. A seating chart is posted at the entrance to the press box.

**PRESS CONFERENCE ROOM**

Press conferences at BMO Field are held in the Press Conference Room on the ground floor. When coming from the press box, take the elevator to the ground floor. On exiting the elevator, turn left and head straight forward. The press conference room is on the left, just past the stairs.

## PHOTOGRAPHERS WORK ROOM

Located on the ground floor. Enter Gate 4 and turn left. Head through the double doors and turn right. The work room is on the left, just past the stairs.

## MATCHDAY DINING

Food will be served for accredited media in the press box an hour before kick off.

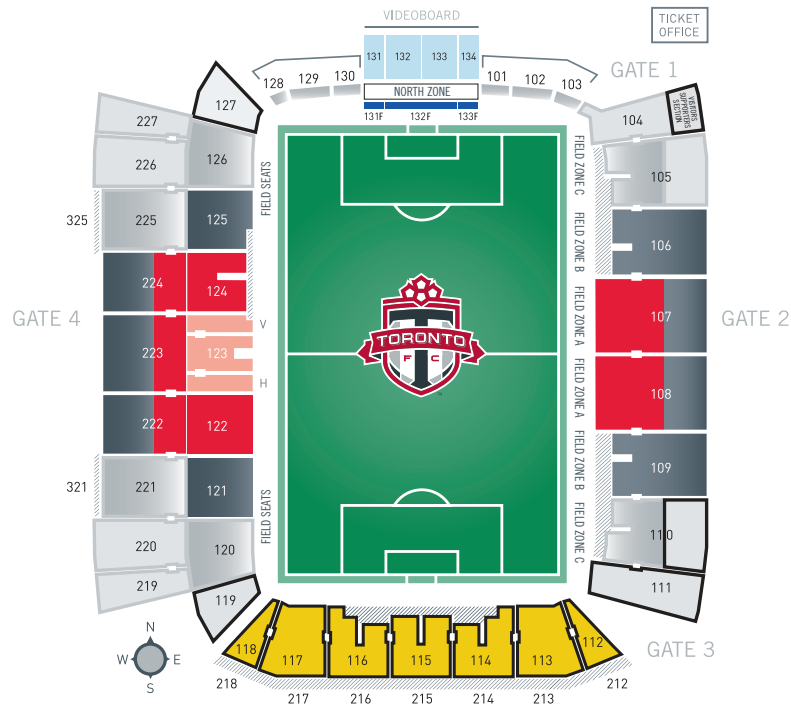
## MATCHDAY PARKING

Unfortunately we are unable to offer parking privileges for media at BMO Field, however there are many pay parking lots located around the stadium. Lot 2 (south side) is closest to Gate 4 and can be accessed by turning from Lakeshore Blvd onto Ontario Drive.



**BMO FIELD**

## 2014 TORONTO FC SEATING CHART



### STADIUM SEATING

CLUB RED D BLUE D GREY M GREY L BLUE L GREY YELLOW

DENOTES ACCESSIBLE SEATING

Price matched to colour section.

DENOTES SUPPORTER SECTION

Seat Holders in these sections will be permitted to stand persistently throughout matches, as well as use pre-approved flags, banners and drums. For those who would like to sit in these sections, it's important to understand that their view may be obstructed during the match.

"Toronto FC" and associated word marks and logos are trademarks, designs and other forms of intellectual property of Major League Soccer, L.L.C., used by permission © 2014 MLS. All rights reserved.



*A  
LEGACY  
TO  
COME.*

ALL FOR ONE





ALL FOR ONE ALL FOR ONE ALL FOR ONE ALL FOR