



2017 MEDIA GUIDE

Standing
together
since day 1.



BMO



As a proud partner of Toronto FC from the beginning,
we're always ready to stand by their side.

Here's to a successful 2017 season. See you on the pitch.

"Toronto FC" and associated word marks and logos are trademarks, designs and other forms of intellectual property of Major League Soccer, L.L.C.,
Used by permission © 2017 MLS. All rights reserved.

TABLE OF CONTENTS

MANAGEMENT 6

PLAYERS 24

ACADEMY 81

LAST SEASON 97

HISTORY 117

MAJOR LEAGUE SOCCER 185

OPPONENTS 266


ALL FOR ONE 315

TFC II 329



TORONTO FC 2017 SCHEDULE

DATE	OPPONENT	HOME/AWAY	TIME (ET)	BROADCAST
Saturday, March 4	Real Salt Lake	Away	4:30 PM	TSN
Saturday, March 11	Philadelphia	Away	4:30 PM	TSN
Saturday, March 18	Vancouver	Away	4:00 PM	CTV
Friday, March 31	Sporting KC	Home	7:30 PM	TSN
Saturday, April 8	Atlanta	Home	7:30 PM	TSN
Saturday, April 15	Columbus	Away	8:00 PM	TSN
Friday, April 21	Chicago	Home	7:30 PM	TSN
Friday, April 28	Houston	Home	7:30 PM	TSN
Wednesday, May 3	Orlando City	Home	7:30 PM	TSN
Saturday, May 6	Seattle	Away	4:00 PM	CTV
Wednesday, May 10	Columbus	Away	7:30 PM	TSN
Saturday, May 13	Minnesota	Home	3:00 PM	CTV
Friday, May 19	New York Red Bulls	Away	7:30 PM	TSN
Friday, May 26	Columbus	Home	7:00 PM	TSN
Saturday, June 3	New England	Away	7:30 PM	TSN
Saturday, June 17	D.C. United	Home	7:30 PM	TSN
Saturday, June 23	New England	Home	8:00 PM	TSN
Saturday, July 1	FC Dallas	Away	7:00 PM	TSN
Saturday, July 5	Orlando City	Away	7:30 PM	TSN
Wednesday, July 19	New York City FC	Away	7:30 PM	TSN
Saturday, July 22	Colorado	Home	7:00 PM	TSN
Sunday, July 30	New York City FC	Home	2:00 PM	TSN
Saturday, August 5	D.C. United	Away	7:00 PM	TSN
Saturday, August 12	Portland	Home	6:00 PM	TSN
Saturday, August 19	Chicago	Away	8:00 PM	TSN
Wednesday, August 23	Philadelphia	Home	8:00 PM	TSN
Sunday, August 27	Montreal	Away	4:30 PM	TSN
Saturday, September 9	San Jose	Home	5:00 PM	TSN
Saturday, September 16	L.A. Galaxy	Away	10:30 PM	TSN
Wednesday, September 20	Montreal	Home	7:30 PM	TSN
Saturday, September 23	New England	Away	5:00 PM	TSN
Saturday, September 30	New York Red Bulls	Home	7:00 PM	TSN
Sunday, October 15	Montreal	Home	3:00 PM	TSN
Sunday, October 22	Atlanta	Away	4:00 PM	TSN

 HOME
  AWAY

A large crowd of people is gathered in a stadium, with a red filter and smoke overlaying the image. The crowd is dense, and the atmosphere is hazy. The stadium's metal structure is visible at the top.

1

MANAGEMENT

TEAM DIRECTORY

MAPLE LEAF SPORTS & ENTERTAINMENT BOARD OF DIRECTORS

Lawrence M. Tanenbaum, O.C., George Cope, O.C., Dale Lastman, Edward Rogers, Anthony Staffieri, Bernard Le Duc, Siim Vanaselja

MLSE MANAGEMENT

Chairman of the Board, MLS Governor: Larry Tanenbaum
President & Chief Executive Officer: Michael Friisdahl
President, Toronto FC: Bill Manning
Chief Commercial Officer: Dave Hopkinson
Chief Project Development Officer: Nick Eaves
Chief Legal & Development Officer: Peter Miller
Senior Vice-President, Marketing & Communications: Shannon Hosford
Senior Vice-President, Finance: Michael Lepore
Senior Vice-President, Music & Live Events: Wayne Zronik
Vice-President, Global Partnerships: Jeff Deline
Vice President, Ticket Sales & Service: Tom Pistore
Vice-President, Technology: Sasha Puric
Vice President, Human Resources: Kim Carter
President, Toronto Raptors: Masai Ujiri
President, Toronto Maple Leafs: Brendan Shanahan

TORONTO FC SOCCER OPERATIONS

President: Bill Manning
General Manager: Tim Bezbatchenko
Head Coach: Greg Vanney
Assistant Coach: Robin Fraser
Assistant Coach: Daniel Calichman
Assistant Coach: Nick Theslof
Goalkeeper Coach: Jon Conway
Video Coach: Clark Thompson
Team Physician: Dr. Ira Smith
Director, Sports Science: Jim Liston
Director, High Performance: Michael Rabasca
Director, Rehabilitation: Brian Lee
Head Strength and Conditioning Coach: Tom Williams
Head Athletic Therapist: Carmelo Lobue
Massage Therapist & Acupuncturist: Marcelo Casal
Assistant Athletic Therapist: Shohei Miyauchi
Team Chiropractor: Shameer Ali
Director, Team Operations : Corey Wray
Manager, Team Operations: Ted Tieu
Manager, Equipment Operations: Sacha De Almeida
First Team Equipment Manager: Mark Cruz
Director, Scouting Operations: Jack Dodd
Manager, Scouting & Budget: Sean Rubio
Manager, Analytics: Devin Pleuler
Director, Administration & Operations: Jaime McMillan
Manager, Team Logistics: David Waters
Coordinator, Soccer Administration: Leslie Williamson
Executive Assistant to the President: Amanda Baumgartner
Executive Assistant to the General Manager: Tania Pedron

TORONTO FC II OPERATIONS

Head Coach, Toronto FC II: Jason Bent
Assistant Coach, Toronto FC II: Chris Pozniak
Goalkeeping Coach, Toronto FC II: Phil Boerger
Coordinator, USL Operations, TFC II: Jordan Custereri
Athletic Therapist, TFC II: Andy Choi
Equipment Manager, Toronto FC II: Frank Russo

KIA TORONTO FC ACADEMY OPERATIONS

Academy Director: Laurent Guyot
Manager, Academy Operations: Mairin Scannell
Head Coach, U-20 (Toronto FC III) TFC Academy Team: Danny Dichio
Head Coach, U-17, TFC Academy & POD 1 Technical Administrator: Gianni Cimini
Head Coach, U-16, TFC Academy & POD 2 Technical Administrator: Anthony Capotosto
Head Coach, U-15, TFC Academy: Michael Stefano
Head Coach, U-14, TFC Academy: Terry Dunfield
Head Coach, U-13, TFC Academy & POD 3 Technical Administrator: Jonathon Mondino
Head Coach, U-12, TFC Academy: Marco Casalnuovo
Head Coach, U-11 & Goalkeeper Coach, TFC Academy: Luciano Lombardi
Assistant Coach, TFC Academy: Dino Lopez

Goalkeeping Coach, TFC Academy: Phil Boerger
Assistant Goalkeeper Coach, TFC Academy: Angelo Cavalluzzo
Head Strength and Conditioning Coach: Fabian Casal
Athletic Therapist, TFC Academy: Samra Habtom
Athletic Therapist, Kia TFC Academy: Kevin Halford
Manager, Education: Sue McMillan
Equipment Manager, TFC Academy: Mark Cruz

TORONTO FC COMMUNICATIONS

Director, Communications: Jeff Bradley
Manager, Media Relations: Mike Masaro
Assistant, Media Relations: Anthony Cozzetto
Manager, Digital: Chelsea Parry
Community Manager TFC: Eric Giacometti
Community Manager TFC II & TFC Academy: Adam Krueger
Toronto FC, Digital Production: Bianca Naje
Producer, Video Production: Clayton Hansler

TORONTO FC BUSINESS OPERATIONS

Senior Director, Business Operations – TFC & Global Partnerships: Chris Shewfelt
Director, Global Partnerships: Patrick Bakker
Manager, Global Partnerships: Daniel Caulfield
Head of Brand & Fan Experience Marketing: Dustin Rideout
Manager, Marketing & Game Operations: Miguel Ferreira
Assistant Manager, Marketing: Jason Morra
Coordinator, Marketing & Game Operations: Melissa Frith
Director, Membership: Anton Wimmer
Director, New Business: Billy Cranney
Director, Finance: Damien Hall
Senior Accountant, Toronto FC: Aditaya Sharma
Director, Community & Sport Partnerships / Player Relations: David De Freitas
Manager, Community & Player Relations: Jason Schwabe
Coordinator, Community and Player Relations: Kyle Crook
Team Photographer: Paul Giamou

BMO FIELD

Head of Venue Operations MLSE: Vince Bozzo
Director, Building Operations MLSE: Bryan Leslie
Manager, Trades & Maintenance MLSE: Greg Norton
Director, Live Events: Nathalie Olsson
Manager, Live Events: Alicia Rauch
Coordinator, Live Events: Michelle Lovrics
Coordinator, Live Events: Kristin Vandenbroek
Field Coordinator, Information Technology: Darren Messam

KIA TRAINING GROUND BUILDING OPERATIONS

Supervisor, Building Operations: Brenner Everts
Head Grounds Keeper: Robert Heggie
Assistant Grounds Keeper: Andrew Strike
Head Chef: Elaine Flamenco
Sous Chef: Vince Ebuen
Chef: Ravi N
Chef: Jonathan Young
Kitchen Assistant: Bobby P

MLSE FOUNDATION

Head of Community, Communications and Government Relations: Michael Bartlett
Campaign Director, Community Development and Philanthropy: Tanya Mruck
Specialist, In-Arena Programs and Partnerships: Shellie Thomas
Manager, Community Development MLSE Launchpad: Bridgette Estrela
Manager, Philanthropy: Erika Minkhorst
Manager, Community Development: Lindsay Carter
Coordinator, Community Development: Kendra Kerr
Coordinator, Philanthropy: Kelley Still
Coordinator, Philanthropy: Lisa Wiele
Community Assistant: Megan Moore
Coordinator, Community Partnerships: Nilesh Chauhan

TFC TV INFORMATION

Sr. Director, Creative; Marketing: Rebecca Ross
Sr. Director, Media & Creative Production: Caroline Wright
Director, Business Development: Aaron Lafontaine

Executive Assistant: Pina Dell'Anno
Broadcast Producer: Dan Gladman
Executive Producer: Michael Gelfand
Manager, Networks Production: Jamie Arnold
Production Supervisor: Amy Shields
Associate Producer: Heather Pynaert
Associate Producer: Clayton Hansler
Manager, Networks Programming: Sara Neale
Supervisor, Networks Programming: Coralie Chondronikolas
Supervising Producer, Media Assets Management: Rebecca Waters
Talent: Gareth Wheeler
Talent: Terry Dunfield
Talent: Adrian Serieux

TFC II BROADCAST TV INFORMATION

Manager, Broadcast: Tanya Dalla-Nora
Producer: Kyle Hall
Talent: Matthew Di Nicolantonio



MLSE BOARD OF DIRECTORS



LAWRENCE M. TANENBAUM, O.C.

Kilmer Sports Inc.
Chairman of the Board
MLS Governor



GEORGE COPE

BCE and Bell Canada



DALE H. LASTMAN

Goodmans LLP



EDWARD ROGERS

Rogers Communications Inc.



ANTHONY STAFFIERI

Rogers Communications Inc.



BERNARD LE DUC

BCE and Bell Canada



SIIM VANASELJA

BCE and Bell Canada



BRINGING THE WORLD TO ITS FEET

EXECUTIVE LEADERSHIP TEAM



MICHAEL FRIISDAHL
President & Chief Executive Officer



DAVE HOPKINSON
Chief Commercial
Officer



PETER MILLER
Chief Legal Officer



NICK EAVES
Chief Venues &
Operations Officer



BOB HUNTER
Project Development
Officer



SHANNON HOSFORD
Senior Vice President,
Marketing & Fan Experience



WAYNE ZRONIK
Senior Vice President,
Music & Live Events



MICHAEL LEPORE
Senior Vice President,
Finance



JEFF DELINE
Vice President,
Global Partnerships



TOM PISTORE
Vice President,
Sales & Service



SASHA PURIC
Vice President,
Technology



KIM CARTER
Vice President,
Human Resources



BILL MANNING
President, Toronto FC



BRENDAN SHANAHAN
President,
Toronto Maple Leafs



MASAI UJIRI
President,
Toronto Raptors

CHAIRMAN OF THE BOARD



LAWRENCE M. (LARRY) TANENBAUM, O.C.

**CHAIRMAN OF THE BOARD, MAPLE LEAF SPORTS & ENTERTAINMENT
MLS GOVERNOR**

Larry Tanenbaum was appointed Chairman of Maple Leaf Sports & Entertainment in July 2003. He also serves as a Governor of the NBA for the Toronto Raptors, of the NHL for the Toronto Maple Leafs and of Major League Soccer for Toronto FC. He is a Member of the Board and Executive Committee of the Hockey Hall of Fame in Toronto, Ontario.

Mr. Tanenbaum was the primary force in bringing an NBA franchise to Toronto. In the early 1990's, Tanenbaum attempted to move established NBA clubs to Toronto and then, as head of the Palestra Group, he initiated the expansion process that introduced the NBA to Canada. Although he was unsuccessful in being awarded the initial expansion franchise, Tanenbaum established himself in NBA circles and the city as a legitimate contender for an NBA team.

In 1996, Mr. Tanenbaum acquired an interest in the Toronto Maple Leafs of the National Hockey League and Maple Leaf Gardens, Limited (now Maple Leaf Sports & Entertainment). With MLG's purchase of the Raptors and Air Canada Centre in February 1998, Tanenbaum fulfilled his goal of NBA and NHL ownership in Toronto under the same group.

Mr. Tanenbaum was reappointed to the Advisory/Finance Committee - the senior most committee of the NBA Board of Governors which considers and makes recommendations to the Board concerning a wide range of financial and league business matters.

Mr. Tanenbaum is Chairman and Chief Executive Officer of Kilmer Van Nostrand Co. Limited (Kilmer). Under his direction, Kilmer developed into a multi-faceted civil engineering and construction company whose operating divisions covered road building and paving, ready-mix concrete, aggregates, heavy construction, trucking and pipe manufacturing. Kilmer's road building, paving and aggregates operations were conducted through Kilmer's wholly owned subsidiary, The Warren Paving & Materials Group Limited. Mr. Tanenbaum served as Chairman of Warren, which, until its merger with Lafarge North America, was Canada's largest asphalt paving and aggregate company. In December 2000 Warren was merged into Lafarge North America Inc., North America's largest diversified construction materials company and supplier of cement, aggregates and concrete, and other materials for residential, commercial, institutional and public works construction in the United States and Canada. As a result of this merger, Kilmer became a significant shareholder in Lafarge, and Mr. Tanenbaum served on the Board and chaired its Finance Committee until the 2006 buyout by its parent company, Lafarge SA of France.

Today, Kilmer's roots in construction are expressed through innovative real estate development and leading edge public private partnerships (P3). Its Kilmer Brownfield Equity Fund reclaims contaminated land in the urban context, through sophisticated risk management and optimizing for highest and best use. Its Kilmer Developments is currently managing three P3's: The Quickload Container Examination Facility in Prince Rupert, B.C.; the 20 Ontario Highway Service Centre locations under the ONroute banner, in partnership with HMS Host and Canadian Tire; and in partnership with Dream, designed, financed and constructed the 2015 Pan Am Games Athletes' Village, which has been converted into condominiums as part of the Canary District Project. Most recently, Kilmer was part of the consortium that acquired the passenger terminal operations at Billy Bishop Toronto City Airport.

In addition, Mr. Tanenbaum serves as Chairman of Kilmer Capital Partners Limited, a private equity investment fund manager, which provides equity capital to small and mid-market companies, and is dedicated to building leading companies in partnership with management. Kilmer Capital's investments have included Give and Go Prepared Foods Corp., McGregor Industries Inc., Unisync Corp. Inc., Vansco Electronics Ltd. and Tribal Sportswear. Kilmer Private Equity's current portfolio includes Altasciences Inc., Coalition Inc., Atelka Enterprises Inc., and Compact Power Inc., Chaleur Sawmills and English Bay.

Mr. Tanenbaum served as National Revenue Chair of the Liberal Party of Canada during Prime Minister Paul Martin's term of office. He currently serves as a member of the Ontario Investment and Trade Advisory Council, the Advisory Council, Toronto Board of Trade and recently served as a member of the Toronto Prosperity Initiative. He has also served on the Independent Fiscal Review Panel of the City of Toronto and the Mayor's Economic Competitiveness Advisory Committee of the City of Toronto.



Mr. Tanenbaum's involvement in Community Associations includes the following: Director of Sinai Health Services – a tertiary care centre comprising Mount Sinai Hospital, Bridgepoint Hospital and Circle of Care, Chairman of the Research Board for the Lunenfeld-Tanenbaum Research Institute; Vice-Chair, Brain Canada; Member, University Council, Cornell University; Honourary Board Member, Baycrest Centre for Geriatric Care; Member of the Advisory Board, Montreal Neurological Institute; Member, Dean's Advisory Council, Schulich School of Business, York University; Founding Board Member, Right to Play; Founding Member, Centre for Israel and Jewish Affairs; and Co-Chair, Tomorrow Campaign (UJA).

In recognition of his contributions in the areas of business, philanthropy, and volunteerism, Mr. Tanenbaum was appointed an Officer of the Order of Canada on October 25, 2007. The Order of Canada is the centrepiece of Canada's honors system and represents its highest civilian award.

In June, 2012 Mr. Tanenbaum was awarded an honorary degree of Doctor of Laws by the University of Toronto. He was inducted into the Ontario Road Builders' Hall of Fame in February 2013 and received the Toronto Board of Trade's 2015 Region Builders Award.

Mr. Tanenbaum has a Bachelor of Science degree in Economics from Cornell University (1968).

PRESIDENT AND CHIEF EXECUTIVE OFFICER



MICHAEL FRIISDAHL
PRESIDENT & CEO
MAPLE LEAF SPORTS & ENTERTAINMENT

Michael Friisdahl was appointed President and Chief Executive Officer of Maple Leaf Sports & Entertainment (MLSE) in October, 2015. MLSE is one of the world's premier sports and entertainment companies as owners of the Toronto Maple Leafs (NHL), Toronto Raptors (NBA), Toronto FC (MLS), Toronto Marlies (AHL), Raptors 905 (NBA D-league) and Toronto FC II (United Soccer League).

MLSE owns and operates Air Canada Centre, a top venue in North America that has hosted more than 36 million fans over 2,500 events since its opening in 1999, and has also invested in four of Toronto's sports facilities – Ricoh Coliseum, home of the Marlies; BMO Field, home of Toronto FC; Lamport Stadium; and the MasterCard Centre for Hockey Excellence, the practice facility for the Maple Leafs and Marlies. MLSE operates and manages events at Ricoh Coliseum and BMO Field.

In 2016, MLSE and its venues played host to some of the world's preeminent events including the first NBA All-Star Weekend to be played outside the United States in February, the World Cup of Hockey in September, the 2016 Grey Cup to be played at BMO Field in November and the 2017 World Junior Hockey Championship (with Montreal's Bell Centre), in addition to the re-opening of BMO Field in May after the completion of a \$130 million renovation and the opening of the Biosteel Centre in February, a new \$50 million training facility for the Toronto Raptors.

Friisdahl previously served as President and Chief Executive Officer of Air Canada's Leisure Group since it was formed in 2012, combining Air Canada Vacations tour operations with Air Canada rouge, the company's successful leisure airline. With Friisdahl at the helm, Air Canada rouge saw significant growth and has been an important contributor to Air Canada's very successful transformation.

Since the launch of Air Canada rouge with just four aircraft serving 13 destinations, the airline has grown to include a total of 34 planes and offers competitively priced travel to more than 75 routes in Europe, Mexico, the U.S., the Caribbean, Asia, South America and Canada.

Air Canada rouge, through a partnership with the Disney Institute, built a unique culture focused on customer engagement, along with applying next-generation communications technology to create an engaging and customer friendly experience. Air Canada rouge was one of the first airlines in North America to offer streaming inflight entertainment to its customers' own devices.

Friisdahl brings an extensive background in customer service, marketing and sales management, finance, mergers and acquisitions, and business integration to his role at MLSE. Prior to joining the Air Canada executive team, Friisdahl was CEO of Thomas Cook North America and a member of the international Group Executive Board of Thomas Cook Group plc. He was previously Chief Operating Officer of Thomas Cook Canada and later North America. Entering the industry as an entrepreneur in the mid-1980s, Friisdahl successfully built a travel wholesale business that merged to create The Holiday Network and become Canada's leading independent wholesaler, specializing in independent travel packages. As a partner and President and CEO of The Holiday Network, he continued to grow the business until its acquisition by Thomas Cook Group plc (formerly MyTravel plc), which led to his move into the corporate and international spheres.

PRESIDENT



BILL MANNING

**PRESIDENT
TORONTO FC**

Bill Manning was named President of Toronto FC on October 12, 2015. Under his direction, TFC promptly put together a 2016 season that was easily the best in club history, both on and off the field. During his first full-season as President, Manning oversaw an organization that won the Canadian Championship, the Major League Eastern Conference championship and finish as runners-up in the MLS Cup while shattering past attendance records.

Manning joined Toronto FC after spending the previous eight seasons as president of Real Salt Lake (RSL) and Rio Tinto Stadium. During his time with RSL, Manning helped to transform the club into a consistent winner – RSL won the 2009 MLS Cup championship — and a model franchise off the pitch, where both season tickets and sponsorships more than tripled during his tenure. The club also won the Eastern Conference title (2009), Western Conference title (2013) and were MLS Cup runners-up (2013)

and CONCACAF Champions League runners-up (2011). Manning was the recipient of the Major League Soccer Doug Hamilton Executive of the Year award in both 2012 and 2014. In addition, he helped establish, open and sell naming rights to Rio Tinto Stadium.

Manning's experience in sports management spans 24 years. In addition to his work in Major League Soccer, Manning has held executive positions with the National Football League's Philadelphia Eagles and the National Basketball Association's Houston Rockets.

A native of Massapequa, New York, Manning was a nationally-recognized collegiate soccer player at the University of Bridgeport where, as a sophomore in 1984, he helped the Purple Knights to an NCAA quarterfinal berth. As a senior in 1986 Manning led his team to a final four appearance while earning first-team All-America honors. Manning continued his playing career after college and advanced to two U.S. Open Cup finals with the Brooklyn Italians, winning the title in 1991. He also played professionally in the United Soccer League (USL) with the Penn-Jersey Spirit (1991), the Valley Golden Eagles (1993) and New York Fever (1994-95). Manning also earned a U.S. Soccer National "A" Coaching License in 2001.

While still playing in the USL, Manning began his career in sports management, working in the front office of the Continental Indoor Soccer League in 1993 and for the New York Fever in 1994-95. After his last season as a player, he went on to leadership roles in the United Soccer League with the Long Island Rough Riders and the Minnesota Thunder where he was named USL Executive of the Year in 1999 following a championship season. Manning got his start in MLS in 2000 with the Tampa Bay Mutiny as President and General Manager and was named 2000 MLS Executive of the Year by the Washington Post.

After the Mutiny, Manning left the soccer world to enhance his business acumen serving as Director of Corporate Partnerships for the NBA's Houston Rockets from 2003-04 where he was part of the staff that opened the state-of-the-art Toyota Center. Manning would then move on to the NFL's Philadelphia Eagles where as Vice President of Sales and Service he managed all corporate partnerships and premium seating from 2004-08, overseeing revenue growth of over 50 percent during his tenure.

Manning received his Bachelor of Science degree (1987) and Masters in Business Administration (1989) from the University of Bridgeport in Connecticut where he was inducted into the school's Hall of Fame in 2006 and honoured with the Distinguished Alumni Award in 2016.

Manning and his wife, Jennifer, reside in King City with their sons John and Will.

GENERAL MANAGER



TIM BEZBATCHENKO **GENERAL MANAGER, TORONTO FC**

Tim Bezbatchenko was named general manager of Toronto FC on September 20, 2013 after having spent three years at the Major League Soccer (MLS) as Senior Director of Player Relations and Competition.

Since joining Toronto FC, Bezbatchenko has been instrumental in making changes to a club that had never made the playoffs in its history prior to his arrival. His work focused on changes to the roster and creating a new vision for Toronto FC: to be a leader in player development, a leading edge organization in innovative practices and to be internationally recognized as a consistent contender for championships in North America. The changes have led to Toronto FC having its three best seasons in club history, including becoming the first Canadian team to compete and host the MLS Cup Finals in 2016.

In 2014, with a number of key acquisitions made through signings and trades, Bezbatchenko was a central figure in acquiring three Designated Players, England international Jermain Defoe, American international Michael Bradley and Brazilian striker Gilberto. The club finished with the winningest season in club history at the time.

The 2015 season saw Bezbatchenko make additional roster changes to build on the core group of players established in 2014, including the addition of two Designated Players, Italian international Sebastian Giovinco and U.S. international Jozy Altidore, as well as French midfielder Benoît Cheyrou and MLS talents such as Marky Delgado and Eriq Zavaleta. As a result, the club was able to clinch a playoff berth for first time in club history and broke many club records along the way: total points in a season (49), total wins in a season (15), total goals in a season (58), home wins in a season (11), total home goals in a season (34) and recorded four consecutive wins for first time in club history.

The 2016 season was another historic year for the club. Toronto FC hosted the Seattle Sounders FC in the 2016 MLS Cup Finals at BMO Field, eventually falling in penalties. The offseason saw more MLS veteran additions to the roster including goalkeeper Clint Irwin, defenders Drew Moor, Steven Beitashour and two-time MLS Cup champion midfielder Will Johnson. In addition, midseason acquisitions of Armando Cooper and Tosaint Ricketts helped propel Toronto FC to its best finish in club history (3rd in the Eastern Conference). The Reds also set records for points in a season (50) and fewest goals conceded (39). The 2016 season also saw Toronto FC claim its fifth Amway Canadian Championship (Bezbatchenko's first with the club) defeating Vancouver Whitecaps FC on aggregate.

The hallmark signing in Bezbatchenko's tenure as general manager has been Sebastian Giovinco. In his first season with Toronto FC and in MLS, Sebastian Giovinco broke multiple MLS and club records. He also captured numerous awards including the 2015 Landon Donovan MLS Most Valuable Player, the 2015 Newcomer of the Year award, being named to the 2015 & 2016 MLS Best XI and the 2015 Golden Boot as the league's top goal scorer, 2016 Audi Index Player of the Year and the first player to collect 70 regular season points (goals and assists) over two seasons.

On the player development side, Bezbatchenko was instrumental in securing a second professional team in the United Soccer League (USL) called Toronto FC II in 2015 and hired Laurent Guyot from the French Football Federation (FFF) as Academy Director. Toronto FC II has helped create a clear developmental path from the Academy through to the First Team and gives TFC Academy players meaningful professional minutes.

Prior to joining Toronto FC, Bezbatchenko spent three years as the Senior Director of Player Relations and Competition with MLS located in New York City. In that role, he was responsible for negotiating and drafting player contracts, as well as finalizing loan and transfer agreements for the import and export of players to and from MLS. In addition he oversaw all MLS rosters, the MLS player pool, and team salary budgets. He was also responsible for youth and player development initiatives for the league, including the home-grown player signing process. Bezbatchenko also helped the Player Department manage the relationship between the Players Union and interpretation of the league's collective bargaining agreement (CBA). He also served as a liaison with the US Soccer Federation and the Canadian Soccer Association. During the 2013 season MLS announced a partnership with the FFF to create an educational course for MLS Academy Directors that was managed by Bezbatchenko.

Prior to joining MLS, Bezbatchenko served as an attorney for Shearman & Sterling LLP, in New York City, where he worked in their Mergers & Acquisitions group. He graduated with honours from the University of Richmond with a B.A. in Economics and Leadership Studies in 2004 and later from the University of Cincinnati College of Law in 2008.

Bezbatchenko played college soccer for the Richmond Spiders of the University of Richmond and was named two-time Academic All American and the Atlantic 10 Conference first team. A native of Westerville, Ohio, he played two professional seasons as a midfielder for the Pittsburgh Riverhounds, and won the USL Pro League Atlantic Division Championship in 2004 with a record of 17-2-1. Tim and his wife Annie live in Toronto with their children Jack and Sarah.



HEAD COACH



GREG VANNEY

HEAD COACH, TORONTO FC

Greg Vanney was named the ninth head coach in club history on August 31, 2014. He was originally hired on December 11, 2013 and served as the club's assistant general manager and academy director before taking over as head coach.

Vanney has taken the club to new heights during his time as head coach, highlighted by an Eastern Conference Championship (2016). Vanney holds the most wins as coach in all competitions (38). His side set two more records in 2016, most points (50) which broke the record of 49 points originally set the prior season; along with the lowest number of goals conceded in a season with 39. Toronto FC finished in its highest position (3rd in the Eastern Conference) and hosted the first playoff match in club history, a 3-1 victory over Philadelphia Union. Vanney's side eliminated New York City FC (7-0 agg.) and Montreal

Impact (7-5 agg.) en route to the MLS Cup Finals, the first for Toronto FC and the first for a Canadian Club. The Reds fell to Seattle Sounders FC, 5-4 on penalties following a 0-0 full-time draw. Vanney led Toronto FC to the club's fifth Amway Canadian Championship in 2016, the first in four years. In 2015, Vanney's side set records for most wins (15), goals scored (58), home wins (11) and goals scored at home (34). The 2015 season also marked Toronto's first playoff appearance in club history.

Prior to joining Toronto FC, Vanney held titles of director of soccer operations and director of Real Salt Lake-Arizona Youth Academy at Grande Sports World. It was there that he oversaw program and business development at the Grande Sports World facility. Vanney, Grande Sports World, and Real Salt Lake were responsible for creation of the first MLS Residential Academy in the United States, which began play in the Fall of 2010. Vanney also held a dual role at Chivas USA from 2011-2012 as assistant coach under Robin Fraser and technical director of the youth academy.

Vanney played professionally for 13 years, starting with the LA Galaxy in 1996. During his time with the Galaxy, Vanney helped lead the club to three MLS Cup championship finals, one Supporters' Shield, a US Open Cup Championship and a CONCACAF Champions Cup title. He was named to the MLS Best XI in 2000 and 2001. Following the 2001 season, Vanney transferred to SC Bastia, of France's Ligue 1, where he remained until 2005 helping the club reach the Coup de France Final in 2002. He rejoined MLS, signing with FC Dallas and spent two seasons with the Hoops; where he earned two All-Star selections, captaining the 2005 team to a 4-0 victory over Fulham. Vanney was traded to the Colorado Rapids in January 2007, and then to D.C. United later that same season. Vanney rejoined the LA Galaxy in February 2008 and retired at the conclusion of the season. During his playing career, Vanney earned 36 caps and scored one goal for the United States Men's National team. Vanney was added to the U.S. 2002 FIFA World Cup preliminary squad, but missed the tournament due to injury. He was also part of the U.S. side that won the 2005 CONCACAF Gold Cup.

Vanney lives in Toronto with his wife, Amy and their four children.

COACHING STAFF



ROBIN FRASER

ASSISTANT COACH, TORONTO FC

Robin Fraser was hired as an assistant coach on January 8, 2015.

Prior to joining Toronto FC, Fraser spent two seasons as an assistant coach with the New York Red Bulls. With the Red Bulls, he was part of the club's Supporters Shield winning side in 2013 and advanced to the Eastern Conference Finals in 2014.

Fraser began his coaching career as the head coach of the RSL Arizona U-17 and Director of Coaching for the Arizona Futbol Club. In 2007, he was hired as an assistant coach with Real Salt Lake. In four seasons with RSL, Fraser was part of the club's MLS Cup winning side (2009), MLS Supporter Shield Runners-Up (2010), and went on a then-record 29 home match unbeaten streak. Following a successful run at RSL, Fraser was named head coach of Chivas USA on January 4, 2011 and spent two seasons at the club.

Fraser began his professional playing career in 1989 with the Ft. Lauderdale Strikers of the American Soccer League. He moved to the Colorado Foxes where he remained until joining Major League Soccer. Fraser was drafted fourth overall by the LA Galaxy in the 1996 MLS Inaugural Player Draft. During his career in MLS, Fraser spent time with the Galaxy (1996-2000), Colorado Rapids (2001-03), and Columbus Crew (2004-05). He was a two-time MLS Cup runner-up (1996, 1999), two-time Supporters Shield winner (1998, 2004), two-time Supporters Shield runner-up (1996, 1999), CONCACAF Champions Cup winner (2000), CONCACAF Champions Cup runner-up (1997), two-time Playoff Conference Champion (1996, 1999) and a four-time Regular Season Conference Champion (1996, 1998, 1999, 2004). Fraser was also a two-time MLS Defender of the Year (1999, 2004), named to the MLS Best XI five times (1996, 1998, 1999, 2000, 2004), and was also a five-time MLS All-Star. In addition to a successful club career, Fraser also earned 27 caps for the United States national team.

Fraser holds a USSF "A" Coaching Licence.



DAN CALICHMAN

ASSISTANT COACH, TORONTO FC

Dan Calichman was hired as an assistant coach on September 17, 2014.

Prior to joining Toronto FC, Calichman held a position as the head coach of the men's soccer team at Claremont McKenna College in Claremont, California (2004-14). In addition, he coached in the USSDA U18 division for LAFC, Cosmos West and Chivas USA Academy.

Calichman's professional soccer career spans 12 years. He joined the LA Galaxy in 1996 and was captain of the team for three seasons, earning All-Star recognition in his first season. Following his time with the Galaxy, Calichman played for the San Jose Earthquakes and the New England Revolution. He played for the United States National Team from 1997-98 and was the first American player to play in the J-League, Japan's professional soccer league. Calichman graduated from Williams College with a bachelor's degree in history, where he was captain of the college's Division III soccer and lacrosse teams.

He holds a USSF "A" Coaching Licence.

COACHING STAFF



NICK THESLOF

ASSISTANT COACH, TORONTO FC

Nick Theslof was hired as an assistant coach on August 31, 2014. Prior to joining the first team, he began the 2014 season as the Kia Toronto FC Academy U-14 head coach.

Theslof began his coaching career in the late 1990's when he was assistant coach for Ohio Wesleyan University and won the NCAA Division 3 National title in 1998. In addition, he was a scout for the German National team during the 2006 World Cup. Theslof went on to become assistant coach and scout for FC Bayern Munich, and then the technical director and assistant coach for Chivas USA. Prior to becoming a coach, Theslof spent time in the Netherlands playing for the PSV Eindhoven Academy and reserve team.

Theslof holds a USSF "A" Coaching Licence.



JON CONWAY

GOALKEEPING COACH, TORONTO FC

Jon Conway was hired as goalkeeping coach on August 31, 2014. He spent the previous two seasons as the goalkeeper head coach with the Kia Toronto FC Academy.

Prior to joining the Academy, Conway had a successful career in Major League Soccer that began with the San Jose Earthquakes in 2000. In five seasons with the Earthquakes, Conway was part of two MLS Cup Championship teams. Conway was traded to the New York MetroStars who eventually became the Red Bulls and remained with the club for four seasons. He'd later join Chivas USA (2009), Toronto FC (2010) and the Chicago Fire (2011). Conway retired as a player at the conclusion of the 2011 season.

Conway spent time as the director of goalkeeping for the Mustang Soccer Club from 2004-2005. He also served as a volunteer assistant coach for St. Peter's College, where he was part of the school's first ever at large bid into the NCAA Division I tournament.

Conway holds a USSF "B" Licence and an NSCAA Goalkeeping Level II Coaching Certification.

COACHING STAFF



JIM LISTON

DIRECTOR, SPORT SCIENCE, TORONTO FC

Jim Liston was hired as Toronto FC's Director, Sports Science for the start of the 2014 season working with the Toronto FC Academy. He joined the first team on August 31, 2014.

Liston's department won the 2016 Athletic Training Staff of the Year presented by Mueller Sports Medicine at the 2016 MLS Awards ceremony. Liston brings a highly distinguished work history that involves time as strength and conditioning coach with three MLS clubs, LA Galaxy, Columbus Crew and Chivas USA. He is also the founder and president of CATZ (Competitive Athlete Training Zone), one of the top training centers in the United States. CATZ athletes have won championships at the professional level and have had gold medal success at the Olympic Games. Jim and his team at CATZ have built an entire curriculum and coaches training program designed to optimize the development of the growing athlete.

Liston helped launch a new department within Toronto FC as he focuses on sport science innovation and helping athletes reach their highest potential. Liston will draw on the experience he has gained as the State Director of the National Strength and Conditioning Association, Chairman of the Community Services Commission, Councilor for the USC Division of Physical Therapy and as an expert advisor to Children's Health magazine.

Liston received a Bachelor of Science Degree from the University of Massachusetts and a Masters Degree in Health Science from Springfield College.



MICHAEL RABASCA

DIRECTOR, HIGH PERFORMANCE & COGNITIVE DEVELOPMENT, TORONTO FC

Michael Rabasca joined the first team on August 31, 2014. Prior to joining the first team, Rabasca began working with the Toronto FC Academy ahead of the 2014 season. He is responsible for building the high performance department at Toronto FC.

The high performance department assesses and seeks to improve a player's cognitive, emotional, personal and social skills. While striving to create a culture of achievement and purposeful success within the entire club. The department works with players from all teams at Toronto FC (first team, TFC II, TFC III and academy). In his time with Toronto FC, Rabasca has been responsible for the development of the YPP (Young Professional Program) for TFC II and TFC III players. The program works to improve their mental, visual and cognitive skills focusing on meditation and cultivating mindfulness with the intention to benefit their play on the pitch. In 2016, Rabasca facilitated an official partnership with the Holland Bloorview Concussion Centre to provide concussion education, prevention and treatment services to all TFC Academy athletes.

Prior to joining Toronto FC, Rabasca was a successful academy coach with stints at multiple clubs including RSLAZ Academy. He earned his 'A' license from the United States Soccer Federation in 1996 and his premiere coaching diploma from the NSCAA in 2003. Rabasca also worked with US Soccer as a scout and NSCAA as a consultant to their clubs standards project. He has been a guest presenter/ lecturer at the NSCAA convention in 2016 and 2017. In addition to his background in soccer, Rabasca worked as an occupational therapist for over 20 years, specializing in traumatic brain injury and spinal cord injury. He earned his bachelor's degree in occupational therapy from the University of New England in 1991.

COACHING STAFF



JACK DODD


DIRECTOR, SCOUTING OPERATIONS, TORONTO FC

Jack Dodd was named Director, Scouting Operations on September 8, 2014.

Dodd has been responsible for developing a scouting network that spans the globe, with scouts on the ground across North America, South America and Europe. Dodd was instrumental in the process to identify and secure many players at the club, including those that have spent time in the collegiate ranks.

Prior to joining Toronto FC, Dodd worked with Crystal Palace, where he served as the Technical Scout focusing on Player and Opposition scouting and scouting analytics. Prior to that he was with Liverpool, where he served as an academy scout, watching matches from U-14 to U-21. Alongside these roles he spent six years with Scout7 in Birmingham, England. At Scout7, he was responsible for client consultation and product design.

Dodd attended Coventry University and graduated with a degree in Sport Management.



TEAM STAFF



JEFF BRADLEY
Director, Communications
Second season with Toronto FC
Born: Montclair, NJ



AMANDA BAUMGARTNER
Executive Assistant to the President
Second season with Toronto FC
Born: West Vancouver, B.C.



MARCELO CASAL
Massage Therapist
& Acupuncturist
Tenth season with Toronto FC
Born: Etobicoke, ON



ANTHONY COZZETTO
Assistant, Media Relations
Fourth season with Toronto FC
Born: Thornhill, ON



MARK CRUZ
Equipment Manager
First season with Toronto FC
Born: Toronto, ON



SACHA DE ALMEIDA
Manager, Equipment Operations
Sixth season with Toronto FC
Born: Etobicoke, ON



BRIAN LEE
Director, Rehabilitation
Third season with Toronto FC
Born: Sacramento, CA



CARMELO LOBUE
Head Athletic Therapist
Eleventh season with Toronto FC
Born: Toronto, ON



MIKE MASARO
Manager, Media Relations
Seventh season with Toronto FC
Born: Mississauga, ON



JAIME MCMILLAN
Director, Administration & Operations
Seventh season with Toronto FC
Born: Oakville, ON



SHOHEI MIYAUCHI
Assistant Athletic Therapist
Third season with Toronto FC
Born: Hiroshima, Japan



TANIA PEDRON
Executive Assistant to the
General Manager
Third season with Toronto FC
Born: North York, ON



DEVIN PLEULER
Manager, Analytics
Third season with Toronto FC
Born: New York, NY



SEAN RUBIO
Manager, Scouting & Budget
Second season with Toronto FC
Born: Walnut Creek, CA



DR. IRA SMITH
Team Doctor
Eleventh season with Toronto FC
Born: Toronto, ON



TED TIEU
Manager, Team Operations
Sixth season with Toronto FC
Born: Oakville, ON



CLARK THOMPSON
Video Coach
Second season with Toronto FC
Born: Norfolk, Va



DAVID WATERS
Manager, Team Logistics
Second season with Toronto FC
Born: Toronto, ON



TOM WILLIAMS
Head Strength and
Conditioning Coach
Second season with Toronto FC
Born: Machynlleth, Wales



LESLIE WILLIAMSON
Coordinator,
Soccer Administration
Fifth season with Toronto FC
Born: Milton, ON



COREY WRAY
Director, Team Operations
Eleventh season with Toronto FC
Born: Toronto, ON



A full-page background image with a red color overlay. It depicts a soccer player in a Toronto FC kit running on a field. The player's jersey and shorts are dark with light-colored accents, and the number 10 is visible on the shorts. To the left, a wall features the Toronto FC crest. In the background, stadium seating is visible.

2

PLAYERS



2017 TORONTO FC TEAM ROSTER

NUMBER	NAME	POS	HT	WT	D.O.B.	AGE	BIRTHPLACE
1	Clint Irwin	GK	6'2	184	4/1/1989	27	Charlotte, NC
2	Justin Morrow	D	5'9	155	10/4/1987	29	Cleveland, OH
3	Drew Moor	D	6'0	161	1/15/1984	33	Dallas, Texas
4	Michael Bradley	M	6'2	185	7/31/1987	29	Princeton, NJ
5	Ashtone Morgan	D	5'9	166	2/9/1991	26	Toronto, ON
6	Nick Hagglund	D	6'1	201	9/14/1992	24	Cincinnati, OH
7	Victor Vázquez	M	5'9	167	1/20/1987	30	Barcelona, Spain
8	Benoît Cheyrou	M	5'11	179	5/3/1981	35	Suresnes, France
9	Tsubasa Endoh	F	5'7	144	8/20/1993	23	Tokyo, Japan
10	Sebastian Giovinco	F	5'5	139	1/26/1987	30	Turin, Italy
11	Mo Babouli	F	5'8	174	1/2/1993	24	Al Ain, United Arab Emirates
14	Jay Chapman	M	6'0	166	1/1/1994	23	Brampton, ON
15	Eriq Zavaleta	D	6'1	189	8/2/1992	24	Westfield, IN
17	Jozy Altidore	F	6'1	175	11/6/1989	27	Livingston, NJ
18	Marco Delgado	M	5'9	161	5/16/1995	21	Glendora, CA
20	Sergio Camargo	M	5'7	162	8/16/1994	22	Cucuta, Colombia
21	Jonathan Osorio	M	5'9	159	6/12/1992	24	Toronto, ON
22	Jordan Hamilton	F	6'1	194	3/17/1996	20	Scarborough, ON
23	Chris Mavinga	D	6'1	172	5/26/1991	25	Meaux, France
25	Alex Bono	GK	6'2	201	4/25/1994	22	Syracuse, NY
31	Armando Cooper	M	5'8	160	11/26/1987	29	Colón, Panama
32	Brandon Aubrey	D	6'3	192	3/14/1995	21	Plano, Texas
33	Steven Beitashour	D	5'10	159	2/1/1987	30	San Jose, California
44	Raheem Edwards	M	5'9	146	7/15/1997	21	Toronto, Ontario
87	Tosaint Ricketts	F	5'11	169	8/6/1987	29	Edmonton, Alberta

Roster as of March 6, 2016

* ages - as of opening day 2016



17

JOZY ALTIDORE

FORWARD



6'1 175 LBS. BIRTH DATE 11.06.1989 BIRTHPLACE LIVINGSTON, NEW JERSEY
HOMETOWN BOCA RATON, FLORIDA NATIONALITY AMERICAN

LAST CLUB: SUNDERLAND A.F.C. HOW ACQUIRED: TRANSFERRED FROM SUNDERLAND A.F.C. AND SIGNED WITH TORONTO FC ON JANUARY 16, 2015 PRONUNCIATION: "JO-ZEE AL-TI-DOR"

Altidore enters his third season with Toronto FC after the club reached a transfer agreement with English Premier League club, Sunderland A.F.C. and signed the American international forward as a Designated Player on January 16, 2015. During the 2016 MLS Cup playoffs, Altidore set an MLS Cup playoff record becoming the first player to register five goals in five consecutive matches. In two seasons with Sunderland, he appeared in a combined 52 matches, scoring three goals for the club. Altidore began his professional career with the then MetroStars (now New York Red Bulls) after being selected seventeenth overall in the 2006 MLS SuperDraft. In two seasons, Altidore made a combined 41 appearances, scoring 16 goals in MLS regular season and playoff matches. He was transferred to La Liga side Villarreal CF on June 4, 2008. Altidore became the first American player to score in La Liga, when he scored against Athletic Bilbao on November 1, 2008. In January 2009, he was loaned to Spanish Segunda División club Xerez CD. Due to surgery on his toe, Altidore did not make an appearance for the club. Following the conclusion of his loan, Altidore joined English Premier League side, Hull City A.F.C. on loan for the 2009-10 season. With Hull City, Altidore made a combined 31 appearances and scored two goals. In January 2011, Altidore joined Turkish Süper Lig club, Bursaspor on a six-month loan. He made 12 appearances

for the club and scored one goal. Altidore signed with Dutch Eredivisie side, AZ Alkmaar on July 15, 2011 and remained with the club for two seasons, making a combined 93 appearances and scored 51 goals for the club. He was part of the club's 2012-13 KNVB Cup winning side, and finished as the tournament's leading scorer. That same season Altidore set the record for goals scored by an American playing in a European league with 31. Altidore was later sold to Sunderland on July 5, 2013. He earned his first cap for the United States national team against South Africa in November 2007, coming on as a substitute. Altidore became the youngest player in Men's U.S. national team history to score a hat-trick at the age of 19, on April 1, 2009 in a 3-0 victory over Trinidad & Tobago. Altidore was part of the U.S. side in the 2009 FIFA Confederations Cup squad; and scored the game winning goal against Spain in the semi-finals. He was also part of the U.S. squads in both the 2010 and 2014 FIFA World Cup squads and the 2015 CONCACAF Gold Cup squad. In addition, Altidore scored in a record five consecutive matches from June 2 to August 14, 2013 for the U.S. national team. He was recently named U.S. Soccer's 2016 Male Player of the Year. This marks the second time Altidore has won the award. He won his first U.S. Soccer Male Player of the Year in 2013. He also was named the Young Male Player of the Year in 2006.

JOZY ALTIDORE #17

YEAR	TEAM	GP	GS	MIN	G	A	SHT	SOG	FC	FS	OFF	CK	C	E
2006	New York	7	3	330	3	0	7	5	11	13	1	0	1	0
2007	New York	22	15	1399	9	4	43	20	38	43	12	0	4	0
2008	New York	8	7	665	3	1	13	8	18	15	4	0	0	0
2015	Toronto FC	25	21	1796	13	0	37	18	39	45	7	1	3	2
2016	Toronto FC	23	16	1487	10	5	43	21	43	48	9	0	4	0
	Totals	85	62	5677	38	10	143	72	149	164	33	1	12	2

YEAR	POSTSEASON	GP	GS	MIN	G	A	SHT	SOG	FC	FS	OFF	CK	C	E
2006	New York	2	2	180	1	0	2	1	6	10	1	0	0	0
2007	New York	2	2	180	0	0	2	0	6	5	1	0	0	0
2015	Toronto FC	1	1	90	0	0	0	0	2	1	0	0	0	0
2016	Toronto FC	6	6	581	5	4	16	11	17	15	3	0	1	0
	Totals	11	11	1031	6	4	20	12	31	31	5	0	1	0

OPPONENT	GP	GS	MIN	G	A	SHT	SOG	FC	FS	OFF	CK	C	E
Chicago	7	6	534	5	1	10	7	9	15	2	0	2	0
Chivas USA	1	1	59	0	0	2	1	1	1	0	0	0	0
Columbus	5	3	290	3	0	7	5	5	8	4	0	0	0
Colorado	4	2	202	0	0	3	1	7	6	0	0	1	0
FC Dallas	5	5	446	1	2	14	5	13	15	4	0	3	0
D.C. United	9	4	459	2	3	9	4	14	16	4	1	1	0
Houston	4	4	325	3	0	14	6	6	12	1	0	0	0
Sporting KC	7	4	392	0	1	7	3	9	11	3	0	0	0
Los Angeles	3	3	269	3	0	8	5	5	7	1	0	0	0
Montreal	6	5	483	4	1	11	4	9	10	2	0	0	0
New England	10	6	468	3	1	11	5	10	11	1	0	1	1
New York City FC	2	1	115	0	0	1	1	2	2	0	0	1	0
New York Red Bulls	2	2	180	2	0	6	4	4	4	1	0	1	0
Orlando City SC	4	2	230	5	0	10	7	11	11	0	0	0	0
Philadelphia	5	5	421	2	0	10	4	10	9	6	0	1	0
Portland	1	1	90	0	0	2	1	4	2	0	0	0	0
Real Salt Lake	3	1	146	0	1	5	1	8	3	3	0	0	0
San Jose	1	1	90	1	0	2	1	4	3	0	0	0	0
Toronto FC	4	4	350	2	0	7	4	16	11	1	0	1	0
Vancouver	2	2	128	2	0	4	3	2	7	0	0	0	0
MONTH	GP	GS	MIN	G	A	SHT	SOG	FC	FS	OFF	CK	C	E
March	3	2	193	2	0	3	2	5	6	1	0	0	0
April	14	13	1131	6	4	31	14	34	36	6	0	4	0
May	14	12	1003	3	1	23	11	28	28	10	0	2	0
June	8	3	320	1	1	6	2	10	9	2	1	1	0
July	6	4	375	2	1	7	4	8	8	3	0	0	0
August	15	9	920	12	1	25	17	20	27	1	0	1	1
September	15	9	882	7	1	28	14	21	30	3	0	3	0
October	10	10	853	5	1	20	8	23	20	7	0	1	0

REGULAR-SEASON GAME HIGHS

Goals 2, 6 times, last: Sept. 18, 2016, TOR vs. NYR
 Assists 1, 10 times, last: Oct. 16, 2016, Tor at MTL
 Points 4, 2 times, last: Aug. 18, 2007, NY vs. LA

Shots on Goal 4, Sept 18, 2016, TOR vs. NYR
 Shots 6, Sept. 18, 2016, TOR vs. NYR
 Fouls Committed 6, 2 times, last: Apr. 26, 2015, TOR at ORL
 Fouls Suffered 7, Apr. 16, 2016, TOR at DC



PERSONAL Jozy enjoys spending time with his family and watching the NBA.

MLS PLAYOFFS Appeared and started in six matches, registering five goals and four assists, logging 581 minutes during the 2016 MLS Playoffs. Set an MLS Cup playoff record becoming the first player to register five goals in five consecutive matches.

2016 Appeared in 23 matches, starting in 16, registering 10 goals and five assists, logging 1487 minutes during the 2016 MLS regular season. **2015 MLS PLAYOFFS.** Appeared and started in one match, logging 90 minutes.

2015 Appeared in 25 matches, starting in 21, registering 13 goals while logging 1796 minutes. Was named to the 2015 AT&T MLS All-Star game as a replacement for Sebastian Giovinco, came on in the 77th minute on July 29 vs Tottenham Hotspur. Was voted Major League Soccer Player of the Week by the North American Soccer Reporters (NASR) for the first week of the 2015 MLS season. Made his Toronto FC regular season debut, registered his first Toronto FC goal and first multi-goal game on March 7 vs. Vancouver Whitecaps FC.

2015 AMWAY CANADIAN CHAMPIONSHIP Appeared and started in one match registering one goal and two assists.

2013-2015 Appeared in 52 matches, adding three goals in all competitions with Sunderland.

2011-2013 Appeared in 93 matches, adding 51 goals in all competitions with AZ Alkmaar.

2011 Appeared in 12 matches, adding one goal in all competitions while on loan with Bursaspor.

2009-2010 Appeared in 31 matches, adding two goals in all competitions while on loan with Hull City.

2009 Appeared in zero matches while on loan with Xerez.

2008-2011 Appeared in 22 matches, adding three goals in all competitions with Villarreal

2006-2008 Appeared in 37 matches, adding 15 goals in all competitions with New York Red Bulls

INTERNATIONAL Altidore has earned 100 caps, registering 37 goals for the United States national team. Altidore represented the United States at the 2009 FIFA Confederations Cup, both the 2010 and 2014 FIFA World Cup and the 2015 CONCACAF Gold Cup. He was named 2016 U.S. Soccer Male Player of the Year. This marks the second time Altidore has won the award. He won his first U.S. Soccer Male Player of the Year in 2013. He also was named the Young Male Player of the Year in 2006.

32

BRANDON AUBREY

DEFENDER



6'3 192 LBS. BIRTH DATE **03.14.1995** BIRTHPLACE **PLANO, TEXAS**

HOMETOWN **PLANO, TEXAS** NATIONALITY **AMERICAN**

LAST CLUB: **UNIVERSITY OF NOTRE DAME** HOW ACQUIRED: **SELECTED IN THE FIRST ROUND (21ST OVERALL) IN THE 2017 MLS SUPERDRAFT** PRONUNCIATION: **"AW-BRI"**

Aubrey enters his first season with Toronto FC after the club selected him in the First Round (21st Overall) in the 2017 MLS SuperDraft on January 13, 2017. He spent his entire four-year collegiate career at the University of Notre Dame where he appeared in 76 matches for the Fighting Irish, registering 15 goals and four assists. Aubrey was named to the NSCAA Third Team All-America and was a First Team All-ACC selection in 2016. Other collegiate honors for Aubrey included being named to the NSCAA First Team All-South Region (2016), NSCAA Academic All-America (2016) and Academic All-ACC (2015).

2016 Appeared in 21 matches registering nine goals and one assist for the University of Notre Dame.

2015 Appeared in 20 matches registering three goals and two assists for the University of Notre Dame.

2014 Appeared in 21 matches registering three goals for the University of Notre Dame.

2013 Appeared in 14 matches registering one assist for the University of Notre Dame.

11

MOLHAM BABOULI

FORWARD



5'8 171 LBS. **BIRTH DATE** 01.02.1993 **BIRTHPLACE** AL AIN, UNITED ARAB EMIRATES
HOMETOWN MISSISSAUGA, ON **NATIONALITY** CANADIAN

LAST CLUB: TORONTO FC II **HOW ACQUIRED:** SIGNED WITH TORONTO FC ON SATURDAY, MARCH 5, 2016
PRONUNCIATION: "MO-HAM BAB-OU-LEE"

Babouli enters his second season with Toronto FC. He became the 12th player in club history to sign for the first team from the Academy when he joined on March 5, 2016. He joined the Reds after playing for the club's USL affiliate Toronto FC II during the 2015 season. Babouli registered his first professional goal on March 21 against the Charleston Battery and made his professional debut that same match for the young Reds. He originally joined the Kia Toronto FC Academy in January 2014. During the 2014 season, he played with the Senior Academy team in League1 Ontario. Babouli won both the 2014 League1 MVP and the Golden Boot award; while scoring 26 goals in all competitions. In addition, he was named to the League1 Ontario Top XI, and won Player of the Week honours three times (Weeks 3, 5, 14). Babouli represented the Canadian national team at the 2015 Pan American Games and the U-23 Olympic qualifiers.

MOLHAM BABOULI #11

YEAR	TEAM	GP	GS	MIN	G	A	SHT	SOG	FC	FS	OFF	CK	C	E
2016	Toronto FC	16	6	647	0	1	10	1	11	6	3	10	1	0
OPPONENT		GP	GS	MIN	G	A	SHT	SOG	FC	FS	OFF	CK	C	E
Chicago		1	0	5	0	0	0	0	1	0	0	0	0	0
Columbus		2	2	180	0	0	0	0	1	3	1	3	0	0
Colorado		1	1	60	0	0	0	0	0	1	0	0	0	0
D.C. United		1	1	66	0	0	0	0	1	0	0	0	0	0
Sporting KC		1	0	13	0	0	1	0	0	0	0	0	0	0
Los Angeles		1	0	23	0	0	0	0	0	0	0	0	0	0
Montreal		1	0	1	0	0	0	0	0	0	0	0	0	0
New England		1	0	20	0	0	0	0	1	0	0	0	1	0
New York City FC		1	1	90	0	1	0	0	4	2	2	0	0	0
New York Red Bulls		1	1	90	0	0	3	1	1	0	0	7	0	0
Orlando City SC		1	0	4	0	0	1	0	0	0	0	0	0	0
Philadelphia		1	0	13	0	0	1	0	0	0	0	0	0	0
Portland		1	0	12	0	0	1	0	0	0	0	0	0	0
San Jose		1	0	18	0	0	1	0	0	0	0	0	0	0
Vancouver		1	0	52	0	0	2	0	2	0	0	0	0	0
Portland		1	1	90	0	0	2	1	4	2	0	0	0	0
Real Salt Lake		3	1	146	0	1	5	1	8	3	3	0	0	0
San Jose		1	1	90	1	0	2	1	4	3	0	0	0	0
Toronto FC		4	4	350	2	0	7	4	16	11	1	0	1	0
Vancouver		2	2	128	2	0	4	3	2	7	0	0	0	0
MONTH		GP	GS	MIN	G	A	SHT	SOG	FC	FS	OFF	CK	C	E
March		1	0	13	0	0	1	0	0	0	0	0	0	0
April		3	1	81	0	0	0	0	1	1	0	0	1	0
May		5	3	334	0	1	6	1	7	4	3	8	0	0
June		2	0	27	0	0	1	0	0	0	0	0	0	0
July		3	1	113	0	0	1	0	2	1	0	2	0	0
August		1	0	13	0	0	1	0	0	0	0	0	0	0
September		1	1	66	0	0	0	0	1	0	0	0	0	0
October		10	10	853	5	1	20	8	23	20	7	0	1	0

REGULAR-SEASON GAME HIGHS

Goals 0
 Assists 1, May 18, 2016, TOR vs NYC
 Shots on Goal 1, May 28, 2016, TOR at NYR

Shots 3, May 28, 2016, TOR at NYR
 Fouls Committed 4, May 18, 2016, TOR vs. NYC
 Fouls Suffered 1, 2 times, last: July 31, 2016, TOR vs. CLB

2016 Appeared in 16 matches, starting in six, registering one assist, logging 647 minutes during the 2016 MLS regular season. Made his first start for Toronto FC on April 2 vs. Colorado Rapids. Made his Toronto FC and MLS debut on March 20 vs. Sporting KC.

2016 AMWAY CANADIAN CHAMPIONSHIP Appeared and started in four matches, registering two assists.

USL Appeared in seven matches, registering two assists, logging 522 minutes during the 2016 USL regular season for Toronto FC II.

2015 Appeared in 20 matches, starting in 18, registering four goals and four assist, while logging 1624 minutes during the 2015 USL regular season for Toronto FC II. Registered his first professional goal on March 21 vs Charleston Battery. Made his professional debut for Toronto FC II and the USL on March 21 vs Charleston Battery.

2015 FRIENDLY MATCH Started the match, played 45

minutes, was re subbed on in the 79th minute and missed in penalty kicks on Tuesday, July 28 vs AS Roma Primavera. Came on in the 57th minutes on Wednesday, July 22 vs Sunderland A.F.C.

2014 Won the League1 Ontario and the Inter-Provincial Cup Championship with the Kia Toronto FC Senior Academy team. Registered 26 goals in all competitions for the Kia Toronto FC Senior Academy Team. Won the 2014 CCAA National Championship with the Sheridan Bruins men's soccer team and was named CCAA tournament all-star.

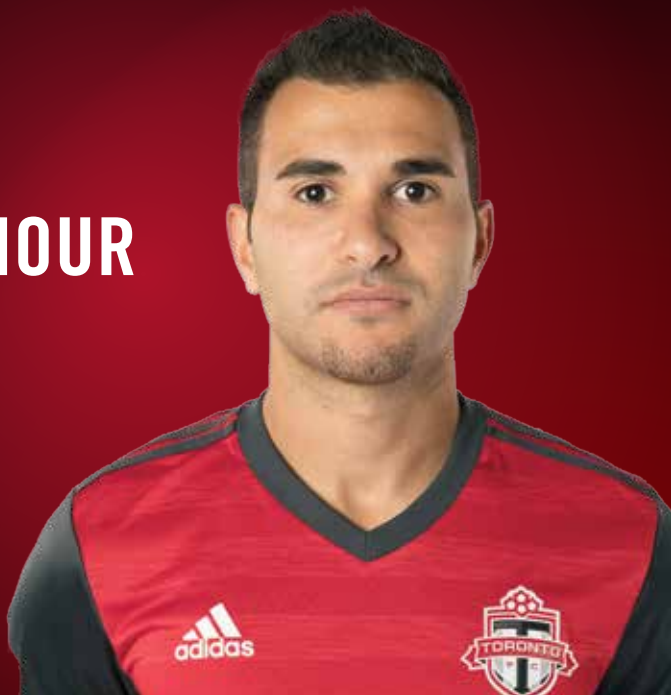
INTERNATIONAL Represented Canada at the 2015 Pan American Games and the U-23 Olympic qualifiers.



33

STEVEN BEITASHOUR

DEFENDER



5'10 152 LBS. **BIRTH DATE** 02.01.1987 **BIRTHPLACE** SAN JOSE, CALIFORNIA
HOMETOWN SAN JOSE, CALIFORNIA **NATIONALITY** AMERICAN-IRANIAN

LAST CLUB: VANCOUVER WHITECAPS FC **HOW ACQUIRED:** TRADED AND SIGNED WITH TORONTO FC ON
FRIDAY, DECEMBER 18, 2015 **PRONUNCIATION:** "BEY-TAH-SURE"

Beitashour enters his second season with Toronto FC. He joined Toronto FC after the club acquired the Iranian international defender from the Vancouver Whitecaps FC. He spent two seasons with the Vancouver Whitecaps FC, where he made a combined 58 appearances with eight assists in MLS league play, MLS Cup playoffs and the Amway Canadian Championship. He was part of Vancouver's 2015 Amway Canadian Championship winning side. Beitashour joined Vancouver via trade from the San Jose Earthquakes

on January 27, 2014. He was originally selected in the second round (30th overall) in the 2010 MLS SuperDraft by San Jose out of San Diego State University. He went on to play four seasons for the Earthquakes where he made a combined 89 appearances (league and playoffs) scoring two goals and added 16 assists. In addition, during his time with San Jose, Beitashour was named an MLS All-Star during the 2012 season and was part of the Earthquakes' MLS Supporters Shield winning side the same year.

STEVEN BEITASHOUR #33

YEAR	TEAM	GP	GS	MIN	G	A	PTS	SHT	SOG	BLK	FC	FS	CK	C	E
2010	San Jose	8	7	640	1	0	4	3	9	2	0	0	0	0	0
2011	San Jose	19	19	1654	0	7	4	2	15	13	1	0	3	1	1
2012	San Jose	33	33	2955	0	6	11	2	29	30	1	4	6	0	0
2013	San Jose	27	27	2426	1	3	5	1	23	22	0	0	0	0	0
2014	Vancouver	27	27	2371	0	3	3	0	23	33	1	0	3	0	0
2015	Vancouver	27	27	2424	0	5	2	0	33	28	2	0	5	0	0
2016	Toronto FC	29	29	2563	0	1	3	0	34	32	1	0	5	0	1
	Totals	170	169	15033	2	25	32	8	166	160	6	4	22	1	1

YEAR	POSTSEASON	GP	GS	MIN	G	A	PTS	SHT	SOG	BLK	FC	FS	CK	C	E
2012	San Jose	2	2	163	0	0	0	0	0	0	0	4	0	0	0
2015	Vancouver	2	2	172	0	0	0	0	0	0	1	2	0	1	0
2016	Toronto FC	6	6	574	0	2	0	0	5	10	0	0	0	0	0
	Totals	10	10	909	0	2	0	0	6	16	0	0	1	0	0

OPPONENT		GP	GS	MIN	G	A	PTS	SHT	SOG	BLK	FC	FS	CK	C	E
Chicago	9	9	810	0	2	1	0	19	7	0	0	1	0	1	0
Chivas USA	12	12	1034	1	1	4	1	8	12	0	1	0	0	0	0
Columbus	6	6	540	0	0	2	0	8	4	1	1	2	0	1	0
Colorado	14	14	1186	0	1	0	0	17	14	1	1	3	0	3	0
FC Dallas	12	12	1079	1	1	3	1	8	9	0	0	2	0	1	0
D.C. United	7	7	605	0	3	1	0	7	8	0	0	0	0	0	0
Houston	5	5	450	0	2	0	0	3	5	0	0	0	0	0	0
Sporting KC	8	8	714	0	3	4	2	8	10	1	0	0	0	0	0
Los Angeles	14	14	1247	0	2	2	0	14	11	0	0	1	1	1	1
Montreal	5	5	436	0	0	0	0	6	4	0	0	2	0	1	0
New England	8	8	709	0	0	1	1	2	7	0	0	1	0	1	0
New York City F	2	2	180	0	0	0	0	1	4	0	0	0	0	1	0
New York Red BU	7	7	630	0	3	1	0	6	2	0	0	1	0	0	0
Orlando City SC	2	2	180	0	0	0	0	2	3	0	0	1	0	0	0
Philadelphia	4	4	357	0	0	0	0	2	6	0	0	0	0	1	0
Portland	12	12	1079	0	1	3	1	5	14	0	1	1	0	1	0
Real Salt Lake	13	13	1170	0	4	3	1	16	13	0	0	1	0	0	0
Seattle	12	11	1025	0	0	3	0	7	11	0	0	1	0	1	0
San Jose	7	7	612	0	1	0	0	11	4	2	0	1	0	1	0
Toronto FC	4	4	360	0	1	1	0	8	3	0	0	1	0	3	0
Vancouver	7	7	630	0	0	3	1	8	9	1	0	3	0	3	0

MONTH	GP	GS	MIN	G	A	PTS	SHT	SOG	BLK	FC	FS	CK	C	E
March	15	15	1350	0	2	0	0	16	13	0	0	3	0	0
April	22	22	1979	1	6	6	2	18	23	2	0	0	0	0
May	25	24	2194	0	1	11	2	24	23	2	2	5	0	0
June	17	17	1515	0	4	3	2	24	11	0	1	3	0	0
July	27	27	2334	0	4	4	0	28	21	1	0	3	0	0
August	23	23	2035	1	4	1	1	18	24	1	0	1	1	1
September	21	21	1887	0	2	5	1	19	22	0	1	5	0	0
October	20	20	1739	0	2	2	0	19	23	0	0	2	0	0

REGULAR-SEASON GAME HIGHS

Goals 1, 2 times, last: Aug. 24, 2013, SJ at DAL

Assists 2, Apr. 21, 2012, SJ vs. RSL

Shots on Goal 1, 8 times, last: Aug. 24, 2013, SJ at DAL

Shots 2, 4 times, last: May 10, 2014, VAN at CLB

Fouls Committed 5, Oct. 23, 2016, TOR vs. CHI

Fouls Suffered 4, 5 times, last: July 23, 2016, TOR vs. DC



STEVEN BEITASHOUR #33

PERSONAL Son of Edward and Pari Beitashour. Steven majored in communications at San Diego State University and his favourite Persian dish is Lubia Polo.

2016 MLS PLAYOFFS Appeared and started in six matches, registering two assists, logging 574 minutes during the 2016 MLS Playoffs.

2016 Appeared and started in 29 matches, registering one assist, logging 2563 minutes during the 2016 MLS regular season. Made his Toronto FC regular season debut on March 6 vs. New York Red Bulls.

2016 AMWAY CANADIAN CHAMPIONSHIP Appeared and started in three matches, registering one assist.

2015 MLS PLAYOFFS Appeared and started in two matches, logging 172 minutes for the Vancouver Whitecaps FC.

2015 Appeared and started in 27 matches, registering five assists while logging 2424 minutes for the Vancouver Whitecaps FC.

2015 AMWAY CANADIAN CHAMPIONSHIP Appeared in two matches for the Vancouver Whitecaps FC.

2014 Appeared and started in 27 matches, registering three assists while logging 2371 minutes for the Vancouver Whitecaps FC.

2013-14 CONCACAF CHAMPIONS LEAGUE Appeared in one match for the Vancouver Whitecaps FC.

2013 Appeared and started in 27 matches, registering one goal, three assists while logging 2426 minutes for the San Jose Earthquakes.

2012 MLS PLAYOFFS Appeared and started in two matches, logging 163 minutes for the San Jose Earthquakes.

2012 Appeared and started in 33 matches, registering six assists while logging 2955 minutes for the San Jose Earthquakes. Beitashour was part of San Jose's MLS Supporters Shield winning team. Was named to the MLS All-Star team.

2012 US OPEN CUP Appeared in three matches for the San Jose Earthquakes.

2011 Appeared and started in 19 matches, registering seven assists while logging 1655 minutes for the San Jose Earthquakes.

2010 Appeared in eight matches, starting in seven registering one goal while logging 640 minutes for the San Jose Earthquakes.

INTERNATIONAL Steven has earned six caps for the Iranian national team. He earned his first cap for Iran on October 15, 2013 as a substitute in a 2-1 victory over Thailand during 2015 Asian Cup qualification. Steven was part of Iran's 2014 FIFA World Cup squad but was an unused substitute in all three matches.

25

ALEX BONO

GOALKEEPER



6'2 199 LBS. **BIRTH DATE** 04.01.1994 **BIRTHPLACE** SYRACUSE, NY
HOMETOWN BALDWINVILLE, NY **NATIONALITY** AMERICAN

LAST CLUB: SYRACUSE UNIVERSITY **HOW ACQUIRED:** SELECTED IN THE FIRST ROUND (6TH OVERALL)
IN THE 2015 MLS SUPERDRAFT **PRONUNCIATION:** "BO-NO"

Bono enters his third season with Toronto FC and in Major League Soccer. He was selected in the first round, (6th overall) in the 2015 MLS SuperDraft. Prior to being drafted, he spent three seasons at Syracuse University. He becomes the first MLS draftee to be called into a national team prior to the SuperDraft. He appeared and started in 59 matches, with a record of 39-17-3 and 30 clean sheets for the Orange. In 2014, Bono was named to the NSCAA All-America First Team, and NSCAA All-South Region Team. He also received 2014 ACC Defensive Player of the Year honours. He set Syracuse single-season records for goals-against average (0.55), shutouts, and ranked seventh in the NCAA in both GAA and save percentage (.848). Bono was a finalist for the MAC Hermann Trophy and during his collegiate career he was voted to the Big East All-Rookie Team and also won the 2012-13 'Cuse Award for Male Rookie of the Year.

ALEX BONO #25

PERSONAL On his spare time, Alex enjoys playing video games, reading and photography.

2016 MLS PLAYOFFS Was part of the 18 for six MLS Playoff matches.

2016 Appeared in 16 matches, starting in 15, logging 1370 minutes, with a record of 8-3-5 and four clean sheets during the 2016 MLS regular season. Earned his first Toronto FC and MLS victory and clean sheet on July 9 vs. Chicago Fire. Made his Toronto FC and MLS debut when he came on in the 70th minute on June 25 vs. Orlando City SC.

2016 AMWAY CANADIAN CHAMPIONSHIP Appeared and started in one match.

USL Appeared in eight matches, logging 702 minutes, with a record of 2-2-4 during the 2016 USL regular season for Toronto FC II.

2015 Was part of the 18 for one MLS match.

USL Appeared in 12 matches, starting in 10, logging 990 minutes, with a record of 2-8-0 and one clean sheet during the 2015 USL regular season for Toronto FC II. Earned his first professional clean sheet on March 28 vs. FC Montreal. Made his professional debut for Toronto FC II and the USL on March 21 vs. Charleston Battery.

2015 FRIENDLY MATCH Came on in the 31st minutes on Wednesday, July 22 vs Sunderland A.F.C. Came on in the 27th minutes on May 27 vs Manchester City F.C.

2014 Appeared and started in 21 matches, with a record of 16-4-1 and 12 clean sheets with Syracuse University.

2013 Appeared and started in 18 matches, with a record of 10-7-1 and eight clean sheets with Syracuse University.

2012 Appeared and started in 20 matches, with a record of 13-6-1 and ten clean sheets with Syracuse University.

YEAR	TEAM	GP	GS	MIN	SOG	SV	SHO	GA	GAA	PK	PKA	W	L	T
2016	Toronto FC	16	15	1370	60	42	4	16	1.05	1	1	8	3	5
OPPONENT	GP	GS	MIN	SOG	SV	SHO	GA	GAA	PK	PKA	W	L	T	
Chicago	2	2	180	6	5	1	1	0.5	0	0	2	0	0	
Columbus	2	2	180	8	7	1	1	0.5	0	0	1	0	1	
D.C. United	1	1	90	4	3	0	1	1	0	0	1	0	0	
Houston	1	1	90	6	4	0	1	1	0	0	0	0	1	
Montreal	1	1	90	3	2	0	1	1	0	0	0	1	0	
New England	1	1	90	3	2	0	1	1	0	0	1	0	0	
New York Red Bulls	1	1	90	6	3	0	3	3	0	0	0	0	1	
Orlando City SC	3	2	200	10	7	1	3	1.35	1	1	1	1	1	
Philadelphia	1	1	90	5	4	0	1	1	0	0	1	0	0	
Real Salt Lake	1	1	90	3	3	1	0	0	0	0	1	0	0	
Seattle	1	1	90	3	1	0	1	1	0	0	0	0	1	
San Jose	1	1	90	3	1	0	2	2	0	0	0	1	0	
MONTH	GP	GS	MIN	SOG	SV	SHO	GA	GAA	PK	PKA	W	L	T	
June	1	0	20	2	0	0	2	9	1	1	0	1	0	
July	6	6	540	20	14	2	5	0.83	0	0	3	1	2	
August	6	6	540	25	19	1	5	0.83	0	0	4	1	1	
September	3	3	270	13	9	1	4	1.33	0	0	1	0	2	

REGULAR-SEASON GAME HIGHS


Goals Allowed 3, Sept. 18, 2016, TOR vs. NYR

Saves 4, 4 times, last: Aug. 24, 2016, TOR at ORL

4

MICHAEL
BRADLEY

MIDFIELDER/CAPTAIN



6'2 179 LBS. BIRTH DATE 07.31.1987 BIRTHPLACE PRINCETON, NEW JERSEY

HOMETOWN PRINCETON, NEW JERSEY NATIONALITY AMERICAN

LAST CLUB: AS ROMA HOW ACQUIRED: TRANSFERRED & SIGNED FOR TORONTO FC ON MONDAY, JANUARY 13, 2014
PRONUNCIATION: "BRAD-LEE"

Bradley enters his fourth season with Toronto FC. He was named the seventh captain in club history on Monday, February 16, 2015. Bradley joined Toronto FC after the club reached a transfer agreement with Italian Serie A club AS Roma and signed the American international midfielder as a Designated Player on January 13, 2014. Bradley began his youth career with the United States U-17 Team Residency Program in Bradenton, Florida where he spent four semesters (2002-04). Bradley turned pro at the age of 16 and was selected thirty-sixth overall in the 2004 MLS SuperDraft by the MetroStars. He spent one season in MLS, making 30 appearances and scoring one goal. Bradley was sold to Dutch Eredivisie club SC Heerenveen in January, 2006. He made over 50 appearances during his time at SC Heerenveen, including scoring 21 combined goals in his final season before signing for German Bundesliga club, Borussia Mönchengladbach in January, 2008. Bradley spent three seasons with the German club, where he made 76 combined appearances and scored ten goals. He went on a brief loan spell to Aston Villa in January, 2011, where

he made three appearances. Bradley signed with Italian Serie A club, A.C. Chievo Verona (Chievo) in August, 2011, and went on to make 35 appearances for the club, scoring one goal. He joined Roma from Chievo in July, 2012. Bradley made his debut for the U.S. national team on May 26, 2006 as a substitute in a friendly match against Venezuela. He scored his first international goal, which was the game winner in a 1-0 victory over Switzerland on October 17, 2007. Bradley was a member of the U.S. team that finished fourth during the 2016 Copa América Centenario tournament. He has represented the U.S. at three CONCACAF Gold Cup tournaments, winning a Gold Medal in 2007, finishing as runners-up in 2011 and finishing fourth in 2015. Bradley also played in the 2009 FIFA Confederations Cup, where the U.S. finished as runners-up to Brazil. He participated in both the 2014 and 2010 FIFA World Cup. Ahead of the 2015 CONCACAF Gold Cup, Bradley was named captain of the U.S. ahead of the 2015 CONCACAF Gold Cup. On December 22, 2015 Bradley was named the 2015 U.S. Soccer Male Player of the Year, marking his first time winning the award.



MICHAEL BRADLEY #4

YEAR	TEAM	GP	GS	MIN	G	A	SHT	SOG	FC	FS	OFF	CK	C	E
2005	MetroStars	30	30	2628	1	4	17	5	49	22	0	0	9	0
2014	Toronto FC	25	25	2198	2	4	52	12	26	28	0	52	6	0
2015	Toronto FC	25	25	2250	5	6	57	17	22	22	0	64	3	0
2016	Toronto FC	24	24	2160	1	5	12	3	28	20	0	46	5	0
	Totals	104	104	9236	9	19	138	37	125	92	0	162	23	0
YEAR	POSTSEASON	GP	GS	MIN	G	A	SHT	SOG	FC	FS	OFF	CK	C	E
2005	MetroStars	2	2	180	0	0	1	1	4	1	0	0	0	0
2015	Toronto FC	1	1	90	0	0	1	0	1	0	1	0	0	0
2016	Toronto FC	6	6	600	1	0	2	1	6	6	0	9	2	0
	Totals	9	9	870	1	0	4	2	11	7	1	9	2	0
OPPONENT		GP	GS	MIN	G	A	SHT	SOG	FC	FS	OFF	CK	C	E
Chicago		10	10	900	1	1	14	3	9	10	0	11	2	0
Chivas USA		3	3	270	1	1	5	3	6	1	0	2	1	0
Columbus		9	9	793	1	2	4	3	12	7	0	1	3	0
Colorado		4	4	360	0	0	3	0	2	6	0	3	0	0
FC Dallas		5	5	424	0	0	2	1	9	4	0	4	2	0
D.C. United		9	9	781	0	0	10	3	11	10	0	16	2	0
Houston		4	4	360	0	0	12	1	6	2	0	9	2	0
Sporting KC		8	8	692	1	0	10	2	20	3	0	6	2	0
Los Angeles		3	3	246	0	0	2	0	2	3	0	5	1	0
Montreal		7	7	630	2	2	14	6	3	6	0	17	1	0
New England		11	11	990	1	3	12	3	11	8	0	8	1	0
New York City FC		4	4	360	0	0	9	4	3	6	0	14	1	0
New York Red Bulls		4	4	360	1	2	5	1	4	2	0	14	2	0
Orlando City SC		4	4	360	0	3	3	0	6	8	0	9	0	0
Philadelphia		6	6	540	0	1	12	2	7	6	0	10	2	0
Portland		3	3	270	1	2	6	4	3	2	0	10	0	0
Real Salt Lake		3	3	270	0	0	3	0	5	2	0	8	1	0
Seattle		2	2	180	0	0	3	0	3	3	0	8	0	0
San Jose		2	2	180	0	1	2	0	1	0	0	4	0	0
Vancouver		3	3	270	0	1	7	1	2	3	0	3	0	0
MONTH		GP	GS	MIN	G	A	SHT	SOG	FC	FS	OFF	CK	C	E
March		8	8	720	0	0	8	0	19	9	0	17	0	0
April		13	13	1153	1	0	8	1	11	15	0	7	1	0
May		17	17	1523	1	4	23	8	28	11	0	22	5	0
June		7	7	630	1	2	6	3	0	7	0	18	0	0
July		10	10	821	0	0	12	3	17	7	0	0	6	0
August		18	18	1614	2	6	25	8	23	17	0	20	4	0
September		18	18	1605	3	5	36	11	17	13	0	37	2	0
October		13	13	1170	1	2	20	3	10	13	0	41	5	0

REGULAR-SEASON GAME HIGHS

Goals 1, 9 times, last: Sept. 18, 2016, TOR vs. NYR
 Assist 3, Aug. 22, 2015, TOR vs. ORL
 Shots on Goal 3, 2 times, last: Sept. 16, 2015, TOR at NYC

Shots 6, 2 times, last: Sept. 16, 2015, TOR at NYC
 Fouls Committed 4, 3 times, last: May 7, 2016, TOR vs. DAL
 Fouls Suffered 4, 3 times, last: Aug. 24, 2016, TOR at ORL

MICHAEL BRADLEY #4

PERSONAL Michael enjoys spending his free time with his wife and his children, and is a big fan of Bruce Springsteen.

2016 MLS PLAYOFFS Appeared and started in six matches, registering one goal, logging 600 minutes during the 2016 MLS Playoffs.

2016 Appeared and started in 24 matches, registering one goal and five assists, logging 2160 minutes during the 2016 MLS regular season.

2015 MLS PLAYOFFS Appeared and started in one match, logging 90 minutes.

2015 Appeared and started in 25 matches, registering five goals, six assists while logging 2250 minutes. Was voted into the MLS Fan XI for the 2015 AT&T MLS All-Star game but pulled out due to injury.

2015 AMWAY CANADIAN CHAMPIONSHIP Appeared and started in two matches registering one assist.

2015 FRIENDLY MATCH Started the match and played 45 minutes on May 27 vs Manchester City F.C.

2014 Appeared and started in 25 matches, registering four goals, two assists while logging 2198 minutes. Was voted into the MLS Fan XI for the 2014 AT&T MLS All-Star game, started the match and played 45 minutes on August 6 vs FC Bayern München. Registered his first Toronto FC goal on April 5 vs Columbus Crew.

2014 AMWAY CANADIAN CHAMPIONSHIP Appeared and started in two matches, registering one goal.

2012-2014 Appeared in 41 matches, scoring five goals for AS Roma. Finished as runners-up in 2012-13 Coppa Italia

2011-2012 Appeared in 35 matches, scoring one goal for A.C. Chievo Verona.

2011 Appeared in three matches on loan at Aston Villa.

2008-2011 Appeared in 76 matches, scoring ten goals for Borussia Mönchengladbach.

2006-2008 Appeared in 50 matches, scoring 21 goals for SC Heerenveen.

2005 Appeared in 30 matches, scoring one goal for MetroStars.

INTERNATIONAL Bradley has earned 127 caps for the United States national team and has scored 15 goals. He was named captain ahead of the 2015 CONCACAF Gold Cup. He represented the United States at the 2016 Copa América Centenario tournament. He also represented the United States at the 2015, 2011 and 2007 CONCACAF Gold Cup, 2014 and 2010 FIFA World Cup and 2009 FIFA Confederations Cup. He was named 2015 U.S. Soccer Male Player of the Year.



20

SERGIO CAMARGO

MIDFIELDER



5'7 162 LBS. BIRTH DATE 08.16.1994 BIRTHPLACE CUCUTA, COLOMBIA
HOMETOWN NEWMARKET, ONTARIO NATIONALITY COLOMBIAN-CANADIAN

LAST CLUB: MICHIGAN STATE UNIVERSITY HOW ACQUIRED: SIGNED WITH TORONTO FC ON JANUARY 15, 2015
PRONUNCIATION: "SIR-GEE-OH CAM-ARE-GO"

Camargo enters his first season with Toronto FC after signing with the first team on January 11, 2017. He became the 13th player in club history to sign for the first team from the Kia Toronto FC Academy. He split time between Coastal Carolina University and Syracuse University. He was named 2015 All-Big South Second Team, 2014 All-Big South Honorable Mention, 2014 Big South All-Tournament team, 2013 Big South All-Freshman team, 2013 CollegeSportsMadness.com Second Team All-Big South, 2013 TopDrawerSoccer.com Top 100 Freshman (No. 54). Camargo originally joined the Kia Toronto FC Academy in November 2009. He appeared in a friendly match for Toronto FC against Liverpool in the 2012

World Football Challenge. During the 2015 season, while playing with Kitchener-Waterloo United Football Club (K-W United FC) of the USL Premier Development League (PDL), he captained the team and helped the club finish second place in the Great Lakes Division and captured the 2015 PDL North American Championship during the playoffs. Camargo was 15 years old when he made his debut for the Canadian youth program in 2010 with coach Sean Fleming. He has represented the Canadian Men's national team at the U-17 and U-20 levels. He was a member of the Canadian squad during the 2011 U-17 FIFA World Cup in Mexico.

2016 Appeared in 17 matches registering four goals and three assists for Syracuse University.

2013 – 2015 Appeared in 58 matches registering 19 goals and 15 assists for Coastal Carolina Chanticleers.

FRIENDLY MATCH Appeared in a World Football Challenge match against Liverpool in 2012.

INTERNATIONAL Camargo represented Canada at the 2011 U-17 FIFA World Cup in Mexico.

14

JAY CHAPMAN

MIDFIELDER



6'0 155 LBS. BIRTH DATE 01.01.1994 BIRTHPLACE BRAMPTON, ONTARIO
HOMETOWN TORONTO, ONTARIO NATIONALITY CANADIAN

LAST CLUB: MICHIGAN STATE UNIVERSITY HOW ACQUIRED: SIGNED WITH TORONTO FC ON JANUARY 15, 2015
PRONUNCIATION: "CHAP-MAN"

Chapman enters his third season with Toronto FC. He became the 11th player in club history to sign for the first team from the Academy when he joined on January 15, 2015. Chapman spent two years in the Kia Toronto FC Academy from November 2010 until departing in the spring of 2012. Chapman was named as a First Team All-American, the first Spartan to achieve the First Team honours since 1970. Chapman was also a 2014 MAC Hermann Trophy semifinalist, and Big Ten Midfielder of the Year. In addition, he was a two-time All-Big Ten and NSCAA All-Region honouree during his collegiate

career. Chapman made his senior debut for the Canadian national team on January 22, 2017 in a friendly match against Bermuda and in the same match scored his first goal international goal. He represented Canada at the 2015 Canadian U-23 Olympic qualifying team. Chapman was also part of the Canadian national team side that earned a silver medal at the 2011 CONCACAF U-17 Championship in Jamaica. That same year, he was a member of the Canadian squad that participated in the U-17 FIFA World Cup that was hosted in Mexico.

YEAR	TEAM	GP	GS	MIN	G	A	SHT	SOG	FC	FS	OFF	CK	C	E
2015	Toronto FC	10	1	202	0	0	1	0	5	2	0	0	0	0
2016	Toronto FC	18	9	780	0	2	12	5	14	9	0	0	1	0
	Totals	28	10	982	0	2	13	5	19	11	0	0	1	0
OPPONENT		GP	GS	MIN	G	A	SHT	SOG	FC	FS	OFF	CK	C	E
Chicago		1	0	8	0	0	0	0	1	0	0	0	0	0
Columbus		4	2	153	0	2	2	2	4	2	0	0	0	0
D.C. United		4	1	126	0	0	1	0	5	1	0	0	1	0
Houston		1	0	74	0	0	1	0	3	1	0	0	0	0
Sporting KC		1	0	4	0	0	0	0	0	0	0	0	0	0
Los Angeles		1	1	70	0	0	0	0	1	0	0	0	0	0
Montreal		1	0	12	0	0	0	0	1	0	0	0	0	0
New England		2	1	107	0	0	1	0	0	0	0	0	0	0
New York City FC		1	1	89	0	0	3	2	2	1	0	0	0	0
New York Red Bulls		1	0	12	0	0	1	1	0	0	0	0	0	0
Orlando City SC		2	1	63	0	0	1	0	2	2	0	0	0	0
Philadelphia		2	0	14	0	0	0	0	0	0	0	0	0	0
Portland		1	0	1	0	0	0	0	0	0	0	0	0	0
Real Salt Lake		1	1	56	0	0	1	0	0	1	0	0	0	0
Seattle		2	1	86	0	0	1	0	0	0	0	0	0	0
San Jose		2	1	96	0	0	1	0	0	3	0	0	0	0
Vancouver		1	0	11	0	0	0	0	0	0	0	0	0	0
MONTH		GP	GS	MIN	G	A	SHT	SOG	FC	FS	OFF	CK	C	E
March		1	0	4	0	0	0	0	0	0	0	0	0	0
April		1	0	25	0	0	0	0	1	1	0	0	0	0
May		6	2	164	0	0	4	3	3	1	0	0	0	0
June		3	0	41	0	0	0	0	2	0	0	0	0	0
July		9	5	423	0	2	5	2	8	5	0	0	1	0
August		7	3	309	0	0	4	0	5	4	0	0	0	0
September		1	0	16	0	0	0	0	0	0	0	0	0	0

REGULAR-SEASON GAME HIGHS

Goals	0
Assists	1, 2 times, last: July 31, 2016, TOR vs. CLB
Shots on Goal	2, May 18, 2016, TOR vs. NYC
Shots	3, May 18, 2016, TOR vs. NYC
Fouls Committed	3, 2 times, last: Aug. 14, 2016, TOR at HOU
Fouls Suffered	3, July 16, 2016, TOR at SJ

PERSONAL Jay enjoys spending time with his family, playing golf and watching movies.

2016 Appeared in 18 matches, starting in nine, registering two assists, logging 780 minutes during the 2016 MLS regular season. Was named to the third annual Chipotle MLS Homegrown game roster, his second straight appearance in the competition. Started the match and played 45 minutes on July 27 vs. Mexico U-20 national team.

2016 AMWAY CANADIAN CHAMPIONSHIP Appeared in one match.

USL Appeared in two matches, logging 140 minutes during the 2016 USL regular season for Toronto FC II.

2014 Appeared in 10 matches, starting in one, logging 202 minutes. Was named to the second annual Chipotle MLS Homegrown game roster, where he came on in the 45th minutes and scored in penalty kicks on July 28 vs. Club América U-20. Made his first MLS start on July 4 vs. LA Galaxy. Made his MLS debut as a substitute on May 30 vs. San Jose Earthquakes.

2015 AMWAY CANADIAN CHAMPIONSHIP Appeared in one match. Made his Toronto FC debut on May 6 vs Montreal Impact.

USL Appeared and started in nine matches, registering two goals and one assist, while logging 799 minutes during the 2015 USL regular season for Toronto FC II. Registered his first professional goal on April 19 vs Vancouver Whitecaps FC 2. Made his professional debut for Toronto FC II and the USL on March 21 vs Charleston Battery.

2015 FRIENDLY MATCH Came on in the 31st minutes on Wednesday, July 22 vs Sunderland A.F.C. Started the match and played the full 90 minutes on May 27 vs Manchester City F.C.

2014 Appeared in 21 matches, starting in 20, registering five goals and five assists for Michigan State University.

2013 Appeared and started in 23 matches registering three goals and eight assists with Michigan State University.

2012 Appeared and started in 19 matches registering four goals and one assist with Michigan State University.

INTERNATIONAL Chapman has earned one cap, registering one goal for the Canadian national team. He made his debut and scored his first goal for senior Canadian team in a friendly match against Bermuda on January 22, 2017. In addition, he represented Canada at the U-23 Olympic qualifiers.

8

BENOÎT CHEYROU

MIDFIELDER



5'11 180 LBS. BIRTH DATE 05.03.1981 BIRTHPLACE SURESNES, FRANCE
HOMETOWN SURESNES, FRANCE NATIONALITY FRENCH

LAST CLUB: OLYMPIQUE DE MARSEILLE HOW ACQUIRED: SIGNED WITH TORONTO FC ON JANUARY 29, 2015
PRONUNCIATION: "BUHN-WAH SHEY-ROU"

Cheyrou enters his third season with Toronto FC. He re-signed with the club on February 1, 2017, after originally joining the club on January 29, 2015. Cheyrou spent seven seasons at French Ligue 1 side Olympique de Marseille (Marseille). At Marseille he made 304 combined appearances in Ligue 1, UEFA Champions League, UEFA Cup/Europa League, Coupe de France, and Coupe de la Ligue matches. He also added 28 goals and 42 assists for Marseille. In addition, Cheyrou was named to the Ligue 1 Team of the Year on three consecutive occasions (07-08, 08-09, 09-10). With Marseille, Cheyrou helped the club win the 2009-10 Ligue 1 title and three consecutive Coupe de la Ligue titles in 2010, 2011, and 2012. Cheyrou began his youth career at Racing Club de France, making him along with his older brother the third generation of the Cheyrou family to train at the club after both his grandfather and father. He went on to join the youth system at Lille OSC (Lille) before signing with the First Team for the 1999-2000 season; that same year his older brother Bruno also signed for the club. At Lille, Cheyrou helped the side gain promotion into Ligue 1, after winning the Ligue 2 title in 1999-00. After battling

through injury, his appearances increased during his time with the club. He scored his first professional goal shortly after being substituted into the match during a 3-0 victory over Marseille on October 5, 2002. Cheyrou continued to be a key part of the club, helping to lead Lille into European competition, including qualification for the UEFA Champions League and UEFA Cup before departing for AJ Auxerre (Auxerre) ahead of the 2004-05 season. In his first season, Cheyrou helped lead Auxerre to the quarter-finals of the UEFA Cup, where they lost to Russian club CSKA Moscow. Later that season the club defeated Sedan to claim the 2005 Coupe de France title. Cheyrou was named club captain for the 2006-07 season, which would end up being his last at the club, finishing with a combined 113 appearances, with eight goals and nine assists. In the summer of 2007, Marseille reached a transfer agreement with Auxerre for Cheyrou. During the 2007-08 season, Cheyrou helped lead Marseille to a third place finish in Ligue 1, playing alongside French international Samir Nasri in midfield. That same season, Marseille also upset Liverpool at Anfield during the UEFA Champions League, a match where Cheyrou played the



BENOÎT CHEYROU #8

full 90 minutes. Cheyrou and Marseille progressed into finishing second in Ligue 1 for the 2008-09 season; before winning the league the following season. In addition to the accomplishments Cheyrou made 37 appearances, scoring one goal in UEFA Champions

League play. Cheyrou has represented France at the U-19, U-20, and U-21 levels during his career, highlighted by winning the UEFA European U-19 Football Championship in 2000.

YEAR	TEAM	GP	GS	MIN	G	A	SHT	SOG	FC	FS	OFF	CK	C	E
2015	Toronto FC	28	28	2408	1	7	33	7	44	21	1	14	5	0
2016	Toronto FC	14	9	800	0	2	13	2	9	3	0	0	2	1
	Totals	42	37	3208	1	9	46	9	53	24	1	14	7	1
YEAR	POSTSEASON	GP	GS	MIN	G	A	SHT	SOG	FC	FS	OFF	CK	C	E
2015	Toronto FC	1	1	90	0	0	0	0	0	1	0	0	0	0
2016	Toronto FC	3	0	79	1	0	3	2	1	1	0	0	0	0
	Totals	4	1	169	1	0	3	2	1	2	0	0	0	0
OPPONENT	GP	GS	MIN	G	A	SHT	SOG	FC	FS	OFF	CK	C	E	
San Jose	4	3	292	1	1	2	1	4	1	0	2	0	0	
Vancouver	4	4	352	0	1	6	3	8	3	0	0	1	0	
Colorado	2	2	103	0	1	2	0	4	1	0	0	1	1	
D.C. United	2	2	180	0	1	2	0	0	1	0	2	0	0	
Houston	1	1	90	0	0	3	0	1	0	0	0	1	0	
Los Angeles	1	1	77	0	0	0	0	2	0	0	0	1	0	
Montreal	2	2	180	0	1	5	1	0	2	0	6	0	0	
New England	3	2	123	0	0	3	1	2	0	0	0	0	0	
New York City FC	2	2	166	0	0	2	0	2	3	0	0	0	0	
New York Red Bulls	4	3	301	0	0	4	0	12	5	0	1	1	0	
Orlando City SC	2	2	161	0	0	2	2	4	1	1	1	1	0	
Philadelphia	5	4	360	0	3	5	1	3	1	0	1	1	0	
Portland	4	4	360	0	0	6	0	3	0	0	0	0	0	
Real Salt Lake	1	1	90	0	0	0	0	3	1	0	0	0	0	
San Jose	1	1	90	0	0	1	0	2	2	0	0	0	0	
Vancouver	1	0	13	0	0	0	0	0	0	0	0	0	0	
San Jose	2	2	180	0	0	2	0	1	3	0	1	0	0	
Vancouver	1	1	90	0	1	1	0	2	0	0	0	0	0	
MONTH	GP	GS	MIN	G	A	SHT	SOG	FC	FS	OFF	CK	C	E	
March	5	4	378	0	1	3	1	10	4	0	0	1	0	
April	3	3	193	1	2	3	1	4	0	0	2	1	1	
May	5	5	450	0	0	4	0	8	6	0	1	1	0	
June	4	4	356	0	2	5	1	6	1	0	3	0	0	
July	9	8	725	0	1	10	1	7	8	0	6	0	0	
August	6	5	374	0	2	10	2	3	2	0	1	1	0	
September	5	4	364	0	1	4	0	9	1	0	0	1	0	
October	5	4	368	0	0	7	3	6	2	1	1	2	0	

REGULAR-SEASON GAME HIGHS

Goals 1, Apr. 4, 2015, TOR at CHI
Assists 2, Aug. 5, 2015, TOR vs. ORL
Shots on Goal 2, Oct. 14, 2015, TOR vs. NYR

Shots 3, 4 times, last: Oct. 3, 2015, TOR vs. PHI
Fouls Committed 6, June 20, 2015, TOR vs. NYC
Fouls Suffered 3, 2 times, last: July 12, 2015, TOR at NYC

PERSONAL Benoît enjoys spending time with his family and watching the NBA.

2016 MLS PLAYOFFS Appeared in three matches, registering one goal, logging 79 minutes during the 2016 MLS Playoffs.

2016 Appeared in 14 matches, starting in nine, registering two assists, logging 800 minutes during the 2016 MLS regular season.

2016 AMWAY CANADIAN CHAMPIONSHIP Appeared and started in four matches.

2015 MLS PLAYOFFS Appeared and started in one match, logging 90 minutes.

2015 Appeared and started in 28 matches, registering one goal, seven assists while logging 2408 minutes. Registered his first MLS and Toronto FC goal on April 4

vs Chicago Fire. Made his MLS and Toronto FC debut on March 7 vs. Vancouver Whitecaps FC.

2015 AMWAY CANADIAN CHAMPIONSHIP Appeared in two matches registering one goal.

2015 FRIENDLY MATCH Started the match and played 31 minutes on Wednesday, July 22 vs Sunderland A.F.C. Started the match and played 45 minutes on May 27 vs Manchester City F.C.

2007-2014 Appeared in 304 matches, adding 28 goals in all competitions for Marseille.

2004-2007 Appeared in 113 matches, adding eight goals in all competitions for Auxerre.

1999-2004 Appeared in 102 matches, adding three goals in all competitions for Lille.

INTERNATIONAL He earned a call to the French national team on February 25, 2010 but has yet to earn a cap.

31

ARMANDO COOPER

MIDFIELDER



5'8 160 LBS. BIRTH DATE 09.26.1987 BIRTHPLACE COLÓN, PANAMA

HOMETOWN COLÓN, PANAMA NATIONALITY PANAMANIAN

**LAST CLUB: C.D. ÁRABE UNIDO HOW ACQUIRED: WAS ACQUIRED ON LOAN FROM C.D. ÁRABE UNIDO
PRONUNCIATION: "ARE-MON-DO COO-PER"**

Cooper enters his second season with Toronto FC. He originally joined Toronto FC on August 18, 2016 after the club acquired the Panamanian international midfielder on loan from Club Deportivo Árabe Unido (C.D. Árabe Unido) of the Liga Panameña de Fútbol. Cooper rejoined C.D. Árabe Unido in September 2015, the club he originally began his professional career with in 2006. He played for Club Deportivo Godoy Cruz Antonio Tomba (Godoy Cruz) of the Argentine Primera División in 2011. He remained with the club until 2015, making a combined 32 appearances registering three goals. In 2013, Cooper was sent on loan to Romanian club, Asociația Suporter Club Otelul Galati (ASC

Otelul Galati) appearing in 21 matches and registered three goals. He returned to Godoy Cruz following the season long loan. Cooper later joined 2. Bundesliga side FC St. Pauli in February 2015 and made seven appearances for the club. He made his debut with Panama on October 7, 2006 against El Salvador. He registered his first goal for Panama on January 16, 2011, in a 2–0 victory over Nicaragua during the 2011 Copa Centroamericana. Cooper most recently represented Panama at the 2016 Copa América Centenario. He was also part of Panama's 2011 and 2015 CONCACAF Gold Cup squads.

ARMANDO COOPER #31

YEAR	TEAM	GP	GS	MIN	G	A	SHT	SOG	FC	FS	OFF	CK	C	E
2016	Toronto FC	6	4	390	0	2	11	3	8	19	0	1	0	0
YEAR	POSTSEASON	GP	GS	MIN	G	A	SHT	SOG	FC	FS	OFF	CK	C	E
2016	Toronto FC	6	6	431	1	1	8	2	13	17	0	2	1	0
OPPONENT		GP	GS	MIN	G	A	SHT	SOG	FC	FS	OFF	CK	C	E
Chicago		2	1	95	0	1	3	1	2	3	0	1	0	0
D.C. United		1	1	90	0	1	3	1	1	4	0	0	0	0
Montreal		1	1	90	0	0	2	0	5	7	0	0	0	0
New York Red Bulls		1	0	37	0	0	0	0	0	2	0	0	0	0
Orlando City SC		1	1	78	0	0	3	1	0	3	0	0	0	0
Sporting KC		1	1	90	0	0	0	0	0	0	0	0	0	0
MONTH		GP	GS	MIN	G	A	SHT	SOG	FC	FS	OFF	CK	C	E
September		3	1	142	0	0	4	1	0	6	0	0	0	0
October		3	3	248	0	2	7	2	8	13	0	1	0	0

REGULAR-SEASON GAME HIGHS

Goals	0
Assists	1, 2 times, last: Oct. 23, 2016, TOR vs. CHI
Shots on Goal	1, 3 times, last: Oct. 23, 2016, TOR vs. CHI
Shots	3, 2 times, last: Oct. 1, 2016, TOR vs. DC
Fouls Committed	5, Oct. 16, 2016, TOR at MTL
Fouls Suffered	7, Oct. 16, 2016, TOR at MTL

2016 MLS PLAYOFFS Appeared and started in six matches, registering one goal and one assist, logging 431 minutes during the 2016 MLS Playoffs. Registered his first Toronto FC and MLS goal on November 30 vs. Montreal Impact.

2016 Appeared in six matches, starting in four, registering two assists, logging 390 minutes during the 2016 MLS regular season. Made his first start for Toronto FC on September 28 vs. Orlando City SC. Made his Toronto FC and MLS debut on September 10 vs. Chicago Fire.

2015 Appeared in 18 matches, registering three goals in all competitions for C.D. Árabe Unido. Appeared in seven matches for FC St. Pauli.

2015 FRIENDLY MATCH Started the match and played 31 minutes on Wednesday, July 22 vs Sunderland A.F.C.

2013-2014 Appeared in 21 matches, registering three goals in all competition while on loan for ASC Otelul Galati.

2011-2015 Appeared in 32 matches, registering three goals in all competitions for Godoy Cruz.

2006-2011 Appeared in 105 matches, registering 22 goals in all competitions for C.D. Árabe Unido.

INTERNATIONAL Cooper has earned 77 caps, registering five goals for the Panamanian national team.

18

MARCO DELGADO

MIDFIELDER



5'9 163 LBS. BIRTH DATE 05.16.1995 BIRTHPLACE GLENDORA, CALIFORNIA

HOMETOWN GLENDORA, CALIFORNIA NATIONALITY AMERICAN

LAST CLUB: CHIVAS USA HOW ACQUIRED: DRAFTED 14TH OVERALL IN THE CHIVAS USA DISPERSAL DRAFT ON NOVEMBER 19, 2014.

PRONUNCIATION: "DEL-GA-DO"

Delgado enters his third season with Toronto FC. He re-signed with the club on October 18, 2016; after originally joining the club in the Chivas USA Dispersal Draft on November 19, 2014. Prior to joining Toronto FC, Delgado spent three seasons with Chivas USA. He originally joined the Chivas USA Academy in 2011, and signed with the first team as a Home Grown Player on April 2, 2012. Delgado has represented the U.S. at several youth level national teams (U-15, U-17 and U-20). During the 2015 U-20 World Cup in New Zealand, he started in all five matches helping the U.S. reach the quarterfinals.

MARCO DELGADO #18

YEAR	TEAM	GP	GS	MIN	G	A	SHT	SOG	FC	FS	OFF	CK	C	E
2012	Chivas USA	1	0	17	0	0	1	0	1	0	0	0	0	0
2013	Chivas USA	16	13	1247	0	1	6	0	14	11	0	0	2	0
2014	Chivas USA	20	12	1121	2	1	12	4	24	6	1	2	4	1
2015	Toronto FC	20	19	1699	3	3	20	6	18	14	2	0	3	0
2016	Toronto FC	28	23	1995	2	2	17	5	30	15	3	2	5	0
	Totals	85	67	6079	7	7	56	15	87	46	6	4	14	1
YEAR	POSTSEASON	GP	GS	MIN	G	A	SHT	SOG	FC	FS	OFF	CK	C	E
2015	Toronto FC	1	0	20	0	0	0	0	1	1	0	0	1	0
2016	Toronto FC	1	0	2	0	0	0	0	0	0	0	0	0	0
	Totals	2	0	22	0	0	0	0	1	1	0	0	1	0
OPPONENT		GP	GS	MIN	G	A	SHT	SOG	FC	FS	OFF	CK	C	E
Chicago		3	3	236	0	0	3	1	2	2	1	0	0	0
Columbus		5	5	390	0	0	2	1	3	2	1	0	0	0
Colorado		4	4	350	0	0	1	1	0	2	0	0	2	0
FC Dallas		5	4	373	1	1	4	2	10	2	1	0	3	0
D.C. United		5	5	417	1	1	3	1	6	2	0	0	1	0
Houston		1	1	90	0	0	0	0	0	0	1	1	0	0
Sporting KC		2	2	180	0	0	0	0	0	5	1	0	0	0
Los Angeles		4	2	231	0	0	3	1	3	0	0	0	1	0
Montreal		7	7	586	0	0	2	0	9	2	0	0	1	0
New England		6	4	404	0	1	2	0	3	7	0	0	0	0
New York City FC		3	3	270	1	1	4	1	4	1	0	0	0	0
New York Red Bulls		7	5	438	1	0	6	3	7	4	0	0	0	0
Orlando City SC		5	4	390	1	0	8	2	8	4	1	1	1	0
Philadelphia		6	4	391	1	2	4	1	5	4	0	0	1	0
Portland		4	2	190	0	0	1	0	6	0	0	0	1	0
Real Salt Lake		2	1	107	0	0	1	0	0	1	0	0	0	0
Seattle		6	6	523	1	0	7	1	8	5	0	1	2	1
San Jose		4	2	199	0	0	1	0	5	0	0	0	0	0
Toronto FC		1	1	90	0	0	0	0	2	2	0	0	0	0
Vancouver		5	2	224	0	1	4	0	6	1	0	1	1	0
MONTH		GP	GS	MIN	G	A	SHT	SOG	FC	FS	OFF	CK	C	E
March		5	2	251	1	0	4	2	6	5	1	0	1	0
April		6	4	341	0	1	3	0	11	2	0	0	0	1
May		7	7	507	1	0	4	2	8	5	1	0	3	0
June		9	4	480	0	0	8	0	6	3	0	0	0	0
July		20	18	1623	3	2	15	6	24	8	1	0	5	0
August		19	16	1456	1	3	9	2	18	13	2	2	3	0
September		14	13	1115	1	0	9	2	10	10	1	2	2	0
October		5	3	306	0	1	4	1	4	0	0	0	0	0

REGULAR-SEASON GAME HIGHS

Goals 1, 7 times, last: July 23, 2016, TOR vs. DC
 Assists 1, 7 times, last Aug 20, 2016, TOR at PHI
 Shots on Goal 1, 15 times, last: Sept. 28, 2016, TOR vs ORL

Shots 3, 3 times, last: Sept 28, 2016, TOR vs. ORL
 Fouls Committed 4, 3 times, last: July 2, 2016, TOR vs. SEA
 Fouls Suffered 5, Mar. 20, 2016, TOR at KC

PERSONAL Marco or Marky as he's known to everyone enjoys playing video games, exploring new cities and spending time with his loved ones.

2016 MLS PLAYOFFS Appeared in one match, logging two minutes during the 2016 MLS Playoffs.

2016 Appeared in 28 matches, starting in 23, registering two goals and two assists, logging 1995 minutes during the 2016 MLS regular season.

2016 AMWAY CANADIAN CHAMPIONSHIP Appeared and started in three matches

2015 MLS PLAYOFFS Appeared in one match, logging 20 minutes.

2015 Appeared in 20 matches, starting in 19, registering three goals and three assists while logging 1699 minutes. Registered his first Toronto FC goal on July 12 vs New York City FC. Made his MLS debut for Toronto FC as a starter on June 24 vs Montreal Impact.

2015 AMWAY CANADIAN CHAMPIONSHIP Appeared and started in one match. Made his Toronto FC debut on May 6 vs Montreal Impact.

2015 FRIENDLY MATCH Started the match and played 31 minutes on Wednesday, July 22 vs Sunderland A.F.C.

2014 Appeared in 20 matches, starting in 16, registering two goals and one assist, while logging 1121 minutes for Chivas USA.

2014 US OPEN CUP Appeared and started in one match while logging 120 minutes for Chivas USA.

2013 Appeared in 16 matches, starting in 13, registering one assist, while logging 1247 minutes for Chivas USA.

2012 Appeared in one match, while logging 17 minutes for Chivas USA.

INTERNATIONAL Represented the United States at the U-20 World Cup in New Zealand in 2015.

44

RAHEEM EDWARDS

FORWARD



5'9 146 LBS. BIRTH DATE **07.15.1997** BIRTHPLACE **TORONTO, ON**
HOMETOWN **MISSISSAUGA, ON** NATIONALITY **CANADIAN**

LAST CLUB: **TORONTO FC II** HOW ACQUIRED: **SIGNED WITH TORONTO FC ON THURSDAY, MARCH 2, 2017**
PRONUNCIATION: **"RA-HEEM ED-WORDS"**

Edwards enters his first season with Toronto FC. He becomes the 14th player in club history to sign for the first team from the Kia Toronto FC Academy. The club has signed a total of 26 Kia Toronto FC Academy players to professional contracts for both Toronto FC and Toronto FC II. Prior to joining the first team, he originally signed with Toronto FC II on August 1, 2015. He made a total 41 appearances, scoring eight goals with five assists over the past two seasons for TFC II.

Prior to signing his USL professional contract he was a call up from the Kia Toronto FC Senior Academy team. Edwards originally joined the Kia Toronto FC Senior Academy team in March 2015. He played his college soccer for the Sheridan Bruins. During his freshman season he appeared in seven matches registering eight goals. Edwards helped the Bruins capture the 2014 CCAA National Championship and was named 2014 OCAA Freshman of the Year.

RAHEEM EDWARDS #44

YEAR	TEAM	GP	GS	MIN	G	A	SHT	SOG	FC	FS	OFF	CK	C	E
2016	Toronto FC	1	0	2	0	0	1	1	0	0	0	0	0	0
OPPONENT		GP	GS	MIN	G	A	SHT	SOG	FC	FS	OFF	CK	C	E
Seattle		1	0	2	0	0	1	1	0	0	0	0	0	0
MONTH		GP	GS	MIN	G	A	SHT	SOG	FC	FS	OFF	CK	C	E
July		1	0	2	0	0	1	1	0	0	0	0	0	0

REGULAR-SEASON GAME HIGHS

Goals	0
Assists	0
Shots on Goal	1, July 2, 2016, TOR vs. SEA
Shots	1, July 2, 2016, TOR vs. SEA
Fouls Committed	0
Fouls Suffered	0

2016 Appeared in 20 matches, registering six goals and four assists while logging 1513 minutes during the 2016 USL regular season for Toronto FC II.

Toronto FC: Made his MLS debut when he came on in the 88th minute on July 2 vs. Seattle Sounders FC.

2016 AMWAY CANADIAN CHAMPIONSHIP Appeared in 20 matches registering six assists for the University of South Florida.

2015 Appeared in 21 matches, starting in 13, registering two goals and one assist, while logging 1252 minutes during the 2015 USL regular season for Toronto FC II. Registered his first professional goal on August 8 vs Pittsburgh Riverhounds. Toronto FC II signed midfielder Raheem Edwards to a USL contract on August 1, 2015. Made his first professional start for Toronto FC II and the USL on April 19 vs Vancouver Whitecaps FC 2. Made his professional debut for Toronto FC II and the USL on March 28 vs FC Montreal. Was called up to Toronto FC II from the Kia Toronto FC Senior Academy team.

FRIENDLY MATCH Started the match and registered a goal on Tuesday, July 28 vs AS Roma Primavera.

2014 Won the 2014 CCAA National Championship with the Sheridan Bruins Men's soccer team and was named 2014 OCAA Freshman of the Year. Appeared in seven matches registering eight goals with Sheridan College.

INTERNATIONAL Earned his first call up to the Canadian Men's national Senior squad during the 2017 Camp. He was named to Canadian U-23 camp and Caribbean tour and has represented Canada at the 2015 Pan American Games.

9

TSUBASA ENDOH

FORWARD



5'7 141 LBS. **BIRTH DATE** 08.20.1993 **BIRTHPLACE** TOKYO, JAPAN
HOMETOWN TOKYO, JAPAN **NATIONALITY** JAPANESE

LAST CLUB: UNIVERSITY OF MARYLAND **HOW ACQUIRED:** DRAFTED IN THE FIRST ROUND (9TH OVERALL) IN THE 2016 MLS SUPERDRAFT AND SIGNED WITH TORONTO FC ON SATURDAY, FEBRUARY 27, 2016 **PRONUNCIATION:** "SOO-BAH-SAH ENN-DO"

Endoh enters his second season with Toronto FC and in Major League Soccer. He originally signed with Toronto FC on February 27, 2016. Endoh was selected in the first round, (9th overall) in the 2016 MLS SuperDraft. Prior to being drafted, he spent the four seasons at the University of Maryland. He appeared in 85 matches, registering 12 goals and 16 assists for the Terrapins. He was named the MVP of the 2016 adidas MLS Player Combine. During his collegiate career he earned Big Ten Championship Most Valuable Offensive Player, Second Team All-Big Ten Selection and was named Big Ten Conference Player to watch. Endoh has represented the Japanese Men's national team at the U-12, U-13, U-14, U-15 and U-17 levels.

2016 MLS PLAYOFFS Was part of the 18 for three MLS Playoff matches.

2016 Appeared in 21 matches, starting in 15, registering two goals, logging 1387 minutes during the 2016 MLS regular season. Registered his first MLS and Toronto FC goal on May 7 vs. FC Dallas. Made his first professional start and Toronto FC and MLS regular season debut on March 6 vs. New York Red Bulls.

2016 AMWAY CANADIAN CHAMPIONSHIP Appeared in two matches.

2015 Appeared in 23 matches registering five goals and six assists for the University of Maryland.

2014 Appeared in 16 matches registering two goals and two assists for the University of Maryland.

2013 Appeared in 26 matches registering three goals and six assists for the University of Maryland.

2012 Appeared in 20 matches registering two goals and two assists for the University of Maryland.



YEAR	TEAM	GP	GS	MIN	G	A	SHT	SOG	FC	FS	OFF	CK	C	E
2016	Toronto FC	21	15	1387	2	0	24	9	9	20	2	23	0	0
OPPONENT		GP	GS	MIN	G	A	SHT	SOG	FC	FS	OFF	CK	C	E
Chicago		2	1	95	0	1	3	1	2	3	0	1	0	0
Columbus		1	1	90	0	1	3	1	1	4	0	0	0	0
FC Dallas		1	1	90	0	0	2	0	5	7	0	0	0	0
D.C. United		1	0	37	0	0	0	0	0	2	0	0	0	0
Sporting KC		1	1	78	0	0	3	1	0	3	0	0	0	0
Los Angeles		1	1	90	0	0	0	0	0	0	0	0	0	0
Montreal		2	1	95	0	1	3	1	2	3	0	1	0	0
New York City FC		1	1	90	0	1	3	1	1	4	0	0	0	0
New York Red Bulls		1	1	90	0	0	2	0	5	7	0	0	0	0
Orlando City SC		1	0	37	0	0	0	0	0	2	0	0	0	0
Portland		1	1	78	0	0	3	1	0	3	0	0	0	0
Real Salt Lake		1	1	90	0	1	3	1	1	4	0	0	0	0
Seattle		1	1	90	0	0	2	0	5	7	0	0	0	0
San Jose		1	0	37	0	0	0	0	0	2	0	0	0	0
Vancouver		1	1	78	0	0	3	1	0	3	0	0	0	0
MONTH		GP	GS	MIN	G	A	SHT	SOG	FC	FS	OFF	CK	C	E
March		3	3	220	0	0	3	2	0	3	1	0	0	0
May		5	4	383	1	0	6	1	2	2	0	1	0	0
June		2	2	156	0	0	2	0	2	4	0	2	0	0
July		6	5	470	1	0	8	5	5	7	1	15	0	0
August		2	1	106	0	0	3	0	0	2	0	3	0	0
September		1	0	26	0	0	0	0	0	0	0	1	0	0
October		2	0	26	0	0	2	1	0	2	0	1	0	0

REGULAR-SEASON GAME HIGHS

Goals	1, 2 times, last: July 31, 2016, TOR vs. CLB
Assists	0
Shots on Goal	2, 2 times, last: July 23, 2016, TOR vs. DC
Shots	4, May 7, 2016, TOR vs. DAL
Fouls Committed	3, July 9, 2016, TOR vs. CHI
Fouls Suffered	4, June 25, 2016, TOR at ORL

10

SEBASTIAN GIOVINCO

FORWARD



5'4 144 LBS. BIRTH DATE 01.26.1987 BIRTHPLACE TURIN, ITALY

HOMETOWN TURIN, ITALY NATIONALITY ITALIAN

LAST CLUB: JUVENTUS HOW ACQUIRED: SIGNED WITH TORONTO FC ON JANUARY 19, 2015.

PRONUNCIATION: "SE-BAS-TI-AN JOE-VIN-KO"

Giovinco enters his third season with Toronto FC after the club signed the Italian international forward as a Designated Player on January 19, 2015. Giovinco had another record setting first season with Toronto FC and in Major League Soccer. He was named to the 2016 MLS Best XI marking the second time in two seasons that he has been named to the Best XI. He scored 17 goals and added 15 assists to lead the league in combined goals and assists for a second straight year. He also moved ahead of Dwayne De Rosario to become TFC's all-time leading goal scorer with 45 goals (all competitions). Since joining MLS, Giovinco has a league-leading four regular season hat tricks. He also scored the fastest goal in club history on April 16 against D.C. United in the first minute (58 seconds). Giovinco was also selected to his second consecutive AT&T All-Star Game. During the 2016 MLS Cup playoffs, Giovinco scored the first-ever Toronto FC playoff goal at BMO Field on October 26 against Philadelphia Union in the Knockout Round. He also registered the first playoff hat trick in club history on November 6 against New York City FC at Yankee Stadium in the Eastern Conference semifinals. He was named MLS Player of the Week twice this season (Weeks 20 & 22). In

addition, he was named to the MLS Team of the Week on six occasions (Weeks 8, 11, 20, 21, 22, 34). During his first season with Toronto FC and in Major League Soccer. He was named the 2015 Landon Donovan MLS Most Valuable Player becoming the first player in club history to win the award, along with the 2015 Newcomer of the Year award and being named to the 2015 MLS Best XI. Giovinco finished with 22 goals and 16 assists to win the 2015 Audi Golden Boot award as the league's top goal scorer. He became the first player in MLS history to record at least 20 goals and 10 assists in a single season. Prior to joining Toronto FC, Giovinco spent six seasons at Juventus, where he made a combined 131 appearances, scoring 20 goals with 23 assists across Italian Serie A, UEFA Champions League, UEFA Europa League, Coppa Italia, and Supercoppa Italiana play. Giovinco began his career in the Juventus youth system where he was touted as a top prospect alongside midfielder Claudio Marchisio. In 2005-06, Giovinco was part of the club's Campionato Primavera winning side. That same year the club reached the final of the Viareggio Tournament, one of the biggest youth football tournaments in the world. Giovinco made his professional debut for Juventus while the club was



SEBASTIAN GIOVINCO #10

in Serie B on May 12, 2007 against Bologna; where he topped off his debut with an assist in a 3-1 win for Juventus. In July 2007, Giovinco was sent on loan to Italian side, Empoli F.C. (Empoli). With Empoli, he scored his first goal in Serie A on September 30, 2007 in a 3-1 victory over Palermo. At the conclusion of the season Empoli was relegated and Giovinco returned to Juventus, where he would remain for two more seasons (2008-09 and 2009-10). He scored his first goal for Juventus on December 7, 2008 from a free kick against Lecce in a 2-1 victory. Giovinco was again sent on loan to Italian side, Parma F.C. (Parma) in August 2010. Parma held an option to purchase 50% of his contract at the end of the loan agreement. Giovinco's impressive form for Parma saw him earn his first call to the Italian national team. After his first season at Parma, the club exercised the option to purchase half of his contract; he would remain at Parma for the 2011-12 season. That season Giovinco finished as the club's leader in goals (15) and assists (11) in Serie A play. In two seasons at Parma, Giovinco made a combined 70 appearances, scoring 23 goals, and added 22

assists. In June 2012, Juventus purchased the 50% of Giovinco's contract back from Parma, returning him to Turin for the 2012-13 season. In his first season back at Juventus, Giovinco played a key role in the club's progression to the knock-out stages of the UEFA Champions League for the first time since 2008-09. Giovinco scored his first UEFA Champions League goal against FC Nordsjaelland during the group stage, which Juventus won 4-0. Giovinco earned his first cap for the Italian national team on February 9, 2011 in a friendly match against Germany. Giovinco was part of Italy's second place finish at the UEFA Euro 2012 tournament. He scored his first international goal against Japan in the 2013 FIFA Confederations Cup; where Italy went on to win the Bronze medal. In addition, Giovinco has represented Italy at every level since U-16. In 2008, Giovinco was named "Player of the Tournament" at the Toulon Tournament, where Italy defeated Chile in the finals. Giovinco also represented Italy at the 2008 Summer Olympics in Beijing, China and at the 2009 U-21 European Championship.

YEAR	TEAM	GP	GS	MIN	G	A	SHT	SOG	FC	FS	OFF	CK	C	E
2015	Toronto FC	33	32	2775	22	16	181	73	43	90	34	95	4	0
2016	Toronto FC	28	28	2418	17	15	177	59	32	69	29	103	3	0
	Totals	61	60	5193	39	31	358	132	75	159	63	198	7	0

YEAR	POSTSEASON	GP	GS	MIN	G	A	SHT	SOG	FC	FS	OFF	CK	C	E
2015	Toronto FC	1	1	90	0	0	5	2	0	3	1	3	0	0
2016	Toronto FC	6	6	557	4	4	37	12	10	27	3	24	0	0
	Totals	7	7	647	4	4	42	14	10	30	4	27	0	0

OPPONENT	GP	GS	MIN	G	A	SHT	SOG	FC	FS	OFF	CK	C	E
Chicago	4	4	360	3	4	31	8	7	11	2	14	1	0
Columbus	5	5	445	2	3	30	10	8	14	0	22	1	0
Colorado	2	2	175	2	1	11	4	4	10	1	4	0	0
FC Dallas	2	2	180	2	1	19	5	2	7	0	4	0	0
D.C. United	4	4	360	6	0	28	13	5	11	6	6	0	0
Houston	2	2	180	0	1	12	1	1	6	3	13	0	0
Sporting KC	2	2	180	0	1	7	2	3	4	4	4	0	0
Los Angeles	2	2	180	0	0	13	6	1	5	3	7	0	0
Montreal	6	6	475	3	4	38	14	3	12	8	17	1	0
New England	5	5	405	4	1	26	9	4	8	2	13	0	0
New York City FC	5	5	450	4	2	26	13	8	16	11	14	1	0
New York Red Bulls	4	3	220	2	1	9	4	6	8	7	6	1	0
Orlando City SC	5	5	434	4	5	27	12	6	13	6	22	1	0
Philadelphia	4	4	349	4	1	24	8	5	11	3	21	0	0
Portland	2	2	180	1	1	12	4	3	6	2	4	0	0
Real Salt Lake	2	2	180	0	1	9	4	1	3	2	13	0	0
Seattle	1	1	90	0	0	4	1	2	2	1	2	0	0
San Jose	2	2	180	0	2	17	6	3	4	1	4	0	0
Vancouver	2	2	170	2	2	15	8	3	8	1	8	1	0

MONTH	GP	GS	MIN	G	A	SHT	SOG	FC	FS	OFF	CK	C	E
March	6	6	526	2	3	30	13	10	16	10	18	1	0
April	7	7	625	7	2	35	10	5	21	5	20	0	0
May	11	11	920	4	6	65	26	16	25	10	40	1	0
June	6	6	538	3	2	46	20	6	17	8	19	1	0
July	9	9	809	9	6	69	21	15	24	9	25	1	0
August	12	12	952	8	7	52	19	9	26	15	42	1	0
September	4	4	355	3	2	32	12	8	12	3	13	1	0
October	6	5	468	3	3	29	11	6	18	3	21	1	0

REGULAR-SEASON GAME HIGHS

Goals 3, 4 times, last: Aug. 6, 2016, TOR vs. NE
 Assists 2, 3 times, last: Aug. 24, 2016, TOR at ORL
 Shots on Goal 6, May 14, 2016, TOR vs. VAN

Shots 13, 2 times, last: July 9, 2016, TOR vs. CHI
 Fouls Committed 4, 2 times, last: July 9, 2016, TOR vs. CHI
 Fouls Suffered 6, Apr. 2, 2016, TOR at COL

SEBASTIAN GIOVINCO #10

PERSONAL Sebastian enjoys spending time with his family and listening to all types of music.

2016 MLS PLAYOFFS Appeared and started in six matches, registering four goals and four assists, logging 557 minutes during the 2016 MLS Playoffs. Registered the first playoff hat trick scored in club history on November 6 vs. New York City FC. Registered the first Toronto FC playoff goal on October 26 vs. Philadelphia Union.

2016 Appeared and started in 28 matches, registering 17 goals and 15 assists, logging 2418 minutes during the 2016 MLS regular season. Was named to the 2016 MLS Best XI. This marks the second time in two seasons that Giovinco has been named to the MLS Best XI. Led the league in combined goals and assists for a second straight year. He moved ahead of Dwayne De Rosario, to become Toronto FC's all-time leading goal scorer (all competitions). Since joining MLS, Giovinco has a league-leading four regular season hat tricks. He scored the fastest goal in club history on April 16 vs. D.C. United in the first minute (58 seconds). Registered his fourth career hat trick on August 6 vs. New England Revolution. Was voted into the MLS Fan XI for the 2016 AT&T MLS All-Star game, came on in the 45th minute and played 32 minutes on July 28 vs Arsenal FC. Registered his third career hat trick on July 23 vs. D.C. United.

2016 AMWAY CANADIAN CHAMPIONSHIP Appeared in three matches, registering one goal.

2015 MLS PLAYOFFS Appeared and started in one match, logging 90 minutes.

2015 Appeared in 33 matches, starting in 32, registering 22 goals, 16 assists, logging 2775 minutes. Was named the 2015 Landon Donovan MLS Most Valuable Player becoming the first player in club history to win the award. Was named 2015 Newcomer of the Year. Was named to the 2015 MLS Best XI. Claimed the 2015 Audi Golden Boot as the league's top goal scorer. Broke a 15-year-old MLS single-season record for shots in a season (181). Mamadou Diallo, 152 (2000) previously held the record. Set a new MLS record for most goals (22) and assists (16) combined in a single season, breaking Chris Wondolowski's previous record of 27 goals and 7 assists in 2012. Became the first player in MLS history to record at least 20 goals and 10 assists in a single season. Finished the season with

the second-highest shots on goal total in a season with 73. Became the first player in club history to record two hat tricks in MLS league play (July 12 at New York City FC & August 5 vs Orlando City SC) (July 12: Scored a first half hat trick within a nine-minute span, which ties for the third fastest in MLS history) (August 5: Was the first hat trick by a Toronto FC player at BMO Field in MLS league play). He is second on Toronto FC's all-time goal list with 22 goals (MLS league play). Became Toronto FC's all-time single season goal leader on August 5 vs Orlando City SC. Was selected by MLS All-Star Head Coach Pablo Mastroeni to participate in the 2015 AT&T MLS All-Star game but pulled out due to injury. Registered his first multi-goal game on April 18 vs FC Dallas. Registered his first MLS and Toronto FC goal on April 4 vs Chicago Fire. Made his MLS and Toronto FC debut on March 7 vs. Vancouver Whitecaps FC. Became the first player in club history to win back-to-back MLS Player of the Month awards for July and August. Became the first player in club history to win MLS Player of the Month award. Won MLS Goal of the Week for Week 23. Was named MLS Player of the Week three times this season (Weeks 13, 14, 19) while becoming the first player in club history to be voted Major League Soccer Player of the Week in back-to-back weeks. Was named to the MLS Team of the Week on ten occasions (Weeks 9, 12, 13, 14, 19, 20, 21, 23, 29, 30).

2015 AMWAY CANADIAN CHAMPIONSHIP Appeared and started in one match registering one goal and one assist.

2015 FRIENDLY MATCH Started the match and played 31 minutes on Wednesday, July 22 vs Sunderland A.F.C. Started the match and played 27 minutes on May 27 vs Manchester City F.C.

2006-2015 Appeared in 131 matches, adding 20 goals in all competitions for Juventus. With Juventus, Giovinco won back-to-back Scudetto's (Italian Serie A Champions) in 2012-13 and 2013-14, and back-to-back Supercoppa Italiana titles in 2012 and 2013.

2010-2012 Appeared in 70 matches, adding 23 goals in all competitions while on loan with Parma.

2007-2008 Appeared in 37 matches, adding six goals in all competitions while on loan with Empoli.

INTERNATIONAL Giovinco has earned 23 caps, registering one goal for the Italian national team



6

NICK HAGGLUND

DEFENDER



6'1 195 LBS. **BIRTH DATE** 09.14.1992 **BIRTHPLACE** CINCINNATI, OHIO
HOMETOWN CINCINNATI, OHIO **NATIONALITY** AMERICAN

LAST CLUB: XAVIER UNIVERSITY **HOW ACQUIRED:** SELECTED IN THE FIRST ROUND (10TH OVERALL) IN THE 2014 MLS SUPERDRAFT.
PRONUNCIATION: "HAGG-LUND"

Hagglund enters his fourth season with Toronto FC. He was originally selected in the first round, 10th overall in the 2014 MLS SuperDraft. Prior to being drafted, he spent four seasons at Xavier University. He made 81 appearances, starting in 80, while scoring four goals and adding 11 assists. Hagglund was named Big East

Defensive Player of the Year for 2013, along with First Team All-Big East honours. During his collegiate career he has also earned A-10 Defensive Player honours, and was named to the Atlantic 10 All-Conference First Team. In his freshman campaign he was named to the Atlantic 10 All-Rookie Team and Atlantic 10 All-Tournament Team.

NICK HAGGLUND #6

YEAR	TEAM	GP	GS	MIN	G	A	SHT	SOG	FC	FS	OFF	CK	C	E
2014	Toronto FC	25	23	2088	2	3	22	6	22	21	2	0	2	2
2015	Toronto FC	12	8	787	0	1	2	1	9	5	1	0	4	0
2016	Toronto FC	16	8	847	0	0	3	1	13	6	1	0	0	0
	Totals	53	39	3722	2	4	27	8	44	32	4	0	6	2
YEAR	POSTSEASON	GP	GS	MIN	G	A	SHT	SOG	FC	FS	OFF	CK	C	E
2016	Toronto FC	6	6	600	1	2	5	2	5	1	0	0	0	0
OPPONENT		GP	GS	MIN	G	A	SHT	SOG	FC	FS	OFF	CK	C	E
Chicago		7	5	464	0	1	2	0	8	4	0	0	1	0
Chivas USA		1	1	90	0	1	0	0	1	1	0	0	0	0
Columbus		5	3	348	0	0	1	0	4	3	1	0	0	0
FC Dallas		2	1	91	0	1	0	0	2	0	0	0	1	0
D.C. United		3	2	209	0	0	2	0	3	2	0	0	0	1
Houston		4	4	360	0	0	2	1	3	2	0	0	0	0
Sporting KC		3	3	270	0	1	2	0	1	7	1	0	0	0
Los Angeles		2	1	99	0	0	0	0	1	1	0	0	0	0
Montreal		1	1	90	0	0	1	1	0	0	0	0	0	0
New England		3	3	270	0	0	0	0	1	3	0	0	0	0
New York City FC		1	1	90	0	0	0	0	2	1	0	0	1	0
New York Red Bulls		3	2	185	0	0	4	1	3	2	0	0	0	1
Orlando City SC		4	4	360	0	0	2	1	6	1	1	0	1	0
Philadelphia		5	4	367	0	0	2	0	4	2	0	0	1	0
Portland		2	1	97	2	0	2	2	1	0	0	0	0	0
Real Salt Lake		2	1	97	0	0	1	1	1	2	0	0	0	0
Seattle		1	1	90	0	0	0	0	1	0	0	0	0	0
San Jose		3	1	110	0	0	5	1	1	1	1	0	1	0
Vancouver		1	0	35	0	0	1	0	1	0	0	0	0	0
MONTH		GP	GS	MIN	G	A	SHT	SOG	FC	FS	OFF	CK	C	E
March		2	1	135	0	0	1	1	1	2	1	0	0	0
April		5	4	361	0	1	1	0	5	1	0	0	2	0
May		8	6	553	0	1	1	0	5	6	0	0	1	0
June		3	2	189	0	0	4	1	3	2	1	0	1	0
July		11	7	711	0	0	8	0	10	5	1	0	1	1
August		11	8	755	0	0	3	2	4	8	1	0	0	0
September		8	7	631	2	2	5	2	8	3	0	0	1	0
October		5	4	387	0	0	4	2	8	5	0	0	0	1

REGULAR-SEASON GAME HIGHS

Goals 2, Sept. 27, 2014, TOR vs. POR
 Assists 1, 4 times, last: Apr. 18, 2015, TOR at DAL
 Shots on Goal 2, Sept. 27, 2014, TOR vs. POR

Shots 4, June 7, 2014, TOR vs. SJ
 Fouls Committed 3, 4 times, last: Oct. 23, 2016, TOR vs. CHI
 Fouls Suffered 3, 2 times, last: Aug. 16, 2014, TOR at KC

PERSONAL Nick enjoys spending time with friends and family in his spare time, along with exploring the city of Toronto and loves playing FIFA.

2016 MLS PLAYOFFS Appeared and started in six matches, registering one goal and two assists, logging 600 minutes during the 2016 MLS Playoffs.

2016 Appeared in 16 matches, starting in eight, logging 847 minutes during the 2016 MLS regular season.

2016 AMWAY CANADIAN CHAMPIONSHIP Appeared in four matches.

USL Appeared in four matches, registering one goal, logging 360 minutes during the 2016 USL regular season for Toronto FC II.

2015 Appeared in 12 matches, starting in eight registering one assist while logging 787 minutes.

2015 AMWAY CANADIAN CHAMPIONSHIP Appeared in two matches. USL. Appeared in one match while logging 45 minutes during the 2015 USL regular season for Toronto FC II.

USL Appeared in one match, logging 45 minutes during the 2015 USL regular season for Toronto FC II.

2015 FRIENDLY MATCH Started the match and played the full 90 minutes on May 27 vs Manchester City F.C.

2014 Appeared in 25 matches, starting in 23, registering two goals and three assists while logging 2088 minutes. Registered his first professional goal and first multi-goal game on September 27 vs Portland Timbers.

2014 AMWAY CANADIAN CHAMPIONSHIP Appeared and started in two matches.

2014 FRIENDLY MATCH Came on in the 45th minute and registered an assist on July 23 vs Tottenham Hotspur. Started the match and played the full 90 minutes on June 18 vs Wilmington Hammerheads FC.



22

JORDAN HAMILTON

FORWARD



6'0 189 LBS. BIRTH DATE 03.17.1996 BIRTHPLACE SCARBOROUGH, ONTARIO
HOMETOWN SCARBOROUGH, ONTARIO NATIONALITY CANADIAN

LAST CLUB: KIA TORONTO FC ACADEMY HOW ACQUIRED: SIGNED WITH TORONTO FC ON JANUARY 9, 2014.
PRONUNCIATION: "JOR-DAN HAM-IL-TON"

Hamilton enters his fourth season with Toronto FC. He became the ninth player in club history to sign for the first team from the Academy, when he joined on January 9, 2014. Hamilton originally joined the Kia Toronto FC Academy team in 2011 at the age of 15. During the 2012 season, Hamilton and the Junior Academy team were finalists in the 2012 Generation adidas Cup in Seattle.

He remained with the Junior team to participate in the AEGON Future Cup in Holland in March 2013, where the club played against the U-17 squads of AFC Ajax, Tottenham Hotspur and São Paulo FC. Following the tournament, Hamilton returned to the Academy to join the Senior team for the 2013 season.

JORDAN HAMILTON #22

PERSONAL Hamilton enjoys running in his spare time. He also enjoys spending time with his friends and playing basketball.

2016 Appeared in 14 matches, starting in 11, registering three goals and one assist, logging 911 minutes during the 2016 MLS regular season. Was named to the third annual Chipotle MLS Homegrown game roster, where he started the match and played 45 minutes on July 27 vs. Mexico U-20 national team. Registered his first MLS goal on June 25 vs. Orlando City SC. Made his first MLS start on June 18 vs. LA Galaxy.

2016 AMWAY CANADIAN CHAMPIONSHIP Appeared in four matches, registering two goals.

USL Appeared in four matches logging 272 minutes during the 2016 USL regular season for Toronto FC II.

2015 Appeared in two matches while logging 13 minutes.

2015 AMWAY CANADIAN CHAMPIONSHIP Was part of the 18 for two matches.

USL Appeared in 20 matches, starting in 15, registering three goals, while logging 1356 minutes during the 2015 USL regular season for Toronto FC II. Scored the first ever Toronto FC II goal in the eighth minute in USL league play on March 21 vs Charleston Battery.

2015 FRIENDLY MATCH Came on in the 45th minutes and scored in penalty kicks on Tuesday, July 28 vs AS Roma Primavera. Came on in the 75th minutes on Wednesday, July 22 vs Sunderland A.F.C. Came on in the 45th minutes on May 27 vs Manchester City F.C.

2014 Was recalled from his loan at Clube Desportivo Trofense (Trofense) of the Portuguese Segunda Liga by Toronto FC on December 3. At Trofense, he appeared in seven matches, starting in two while on loan. Was originally sent on loan to Wilmington Hammerheads FC (USL PRO), he appeared in 11 matches, registering five goals and two assists, while logging 453 minutes during the 2014 USL PRO regular season. Appeared in one match, while logging one minute for Toronto FC.

2014 FRIENDLY MATCH Came on in the 45th minute and registered a goal on July 23 vs Tottenham Hotspur. Started the match and played the full 90 minutes on June 18 vs Wilmington Hammerheads FC.

INTERNATIONAL Hamilton has earned one cap for the Canadian national team. He made his debut for Canada on October 14, 2014 as a substitute in a friendly match against Colombia

YEAR	TEAM	GP	GS	MIN	G	A	SHT	SOG	FC	FS	OFF	CK	C	E
2014	Toronto FC	1	0	1	0	0	0	0	0	0	0	0	0	0
2015	Toronto FC	2	0	13	0	0	0	0	0	0	1	0	0	0
2016	Toronto FC	14	11	911	3	1	20	12	9	12	14	1	0	0
	Totals	17	11	925	3	1	20	12	9	12	15	1	0	0
OPPONENT		GP	GS	MIN	G	A	SHT	SOG	FC	FS	OFF	CK	C	E
Chicago		2	1	92	0	0	2	2	0	3	1	0	0	0
Columbus		2	2	147	1	0	2	1	1	0	3	0	0	0
Colorado		1	0	1	0	0	0	0	0	0	0	0	0	0
D.C. United		2	1	95	0	0	5	3	0	2	0	1	0	0
Los Angeles		2	1	71	0	0	0	0	0	2	1	0	0	0
New York Red Bulls		2	1	121	0	0	3	1	1	2	2	0	0	0
Orlando City SC		1	1	90	1	0	1	1	3	1	3	0	0	0
Philadelphia		1	1	77	0	0	2	1	1	1	2	0	0	0
Real Salt Lake		1	1	56	0	0	0	0	1	0	1	0	0	0
Seattle		2	1	99	1	0	3	1	1	0	1	0	0	0
San Jose		1	1	76	0	1	2	2	1	1	1	0	0	0
MONTH		GP	GS	MIN	G	A	SHT	SOG	FC	FS	OFF	CK	C	E
April		1	0	1	0	0	0	0	0	0	0	0	0	0
May		1	0	31	0	0	2	1	1	0	0	0	0	0
June		2	2	157	1	0	1	1	3	3	3	0	0	0
July		7	6	473	2	1	10	7	3	5	6	0	0	0
August		1	1	56	0	0	0	0	1	0	1	0	0	0
September		4	2	183	0	0	4	2	1	3	5	0	0	0
October		1	0	24	0	0	3	1	0	1	0	1	0	0

REGULAR-SEASON GAME HIGHS

Goals 1, 3 times, last: July 13, 2016, TOR at CLB
 Assists 1, July 16, 2016, TOR at SJ
 Shots on Goal 2, 2 times, last: July 23, 2016, TOR vs. DC

Shots 3, 2 times, last: Oct. 1, 2016, TOR vs. DC
 Fouls Committed 3, June 25, 2016, TOR at ORL
 Fouls Suffered 3, July 9, 2016, TOR vs. CHI



1

CLINT IRWIN

GOALKEEPER



6'2 195 LBS. **BIRTH DATE** 04.01.1989 **BIRTHPLACE** CHARLOTTE, NORTH CAROLINA
HOMETOWN CHARLOTTE, NORTH CAROLINA **NATIONALITY** AMERICAN

LAST CLUB: COLORADO RAPIDS **HOW ACQUIRED:** TRADE WITH COLORADO RAPIDS ON MONDAY JANUARY 18, 2016.
PRONUNCIATION: "CL-INT ER-WIN"

Irwin enters his second season with Toronto FC after he was acquired in a trade with the Colorado Rapids on Monday January 18, 2016. He re-signed with the club on February 3, 2017. Irwin was reacquired on December 13, 2016 after being selected by Atlanta United in the 2016 Expansion Draft the same day. Prior to joining Toronto FC, he spent three seasons with the Colorado Rapids making a combined 92 appearances with a 30-39-23 record and registered 25 clean sheets across MLS league play, MLS Cup playoffs and the Lamar Hunt U.S. Open Cup. Irwin was also named to the 2015 AT&T MLS All-Star game roster. He was originally on trial with the New England Revolution during the 2011 preseason. After his trial, he went on to play professional soccer in Ottawa with Capital City

F.C. and then in the U.S. with the Charlotte Eagles in USL PRO in 2012. Irwin signed with Colorado following a preseason trial with the Rapids on February 21, 2013. Prior to his professional career, Irwin played his collegiate soccer at Elon University. During his time with the Phoenix, he was named first-team All-Southern Conference in each of his four seasons. He holds the school record with 22 career shutouts and set a single-season record with 10 clean sheets in 2009. Irwin was a two-time All-South Region honouree and a finalist for the senior class award for activities of achievement in community, classroom, character and competition. He was also an All-America selection and National Player of the Year in the National Christian School Athletic Association.

PERSONAL Clint is a talented writer and has contributed articles to Sports Illustrated.com.

2016 MLS PLAYOFFS Appeared and started in six matches, logging 600 minutes, with a record of 4-1-1 and three clean sheets during the 2016 MLS Playoffs.

2016 Appeared and started in 18 matches, logging 1600 minutes, with a record of 5-6-6 and eight clean sheets in all competition during the 2016 MLS regular season. Made his Toronto FC debut, earned his first clean sheet for Toronto FC during the 2016 MLS regular season on March 6 vs. New York Red Bulls.

2016 AMWAY CANADIAN CHAMPIONSHIP Appeared and started in three matches, registering two clean sheets (eighth and sixth) in all competition during the 2016 season.

USL Appeared and started in two matches, logging 155 minutes with a record of 0-2-0 during the 2016 USL regular season for Toronto FC II. Made his Toronto FC II debut on August 28 vs. FC Montreal.

2015 Appeared and started in 31 matches, logging 2790 minutes, with a record of 8-13-10 and eight clean sheets for the Colorado Rapids. Was named to the 2015 AT&T MLS All-Star game roster.

2014 Appeared in 26 matches, starting in 25 logging 2336 minutes, with a record of 7-15-4 and seven clean sheets for the Colorado Rapids

2014 US OPEN CUP Appeared in one match for the Colorado Rapids.

2013 MLS PLAYOFFS Appeared and started in one match, logging 90 minutes, with a record of 0-1-0 for the Colorado Rapids.

2013 Appeared in 32 matches, starting in 31 logging 2873 minutes, with a record of 14-9-9 and 10 clean sheets for the Colorado Rapids.

2013 US OPEN CUP Appeared in one match for the Colorado Rapids.

YEAR	TEAM	GP	GS	MIN	SOG	SV	C/P	SHO	GA	GAA	PK	PKA	W	L	T
2013	Colorado	32	31	2873	132	91	10	35	1.1	6	8	14	9	9	9
2014	Colorado	26	25	2336	125	73	7	49	1.89	6	7	7	15	4	4
2015	Colorado	31	31	2790	125	88	8	38	1.23	3	3	8	13	10	10
2016	Toronto FC	19	19	1690	76	50	6	23	1.22	2	2	6	6	6	10
	Totals	108	106	9689	458	302	31	145	1.35	17	20	35	43	29	23
YEAR	POSTSEASON	GP	GS	MIN	SOG	SV	C/P	SHO	GA	GAA	PK	PKA	W	L	T
2013	Colorado	1	1	90	4	2	0	2	2	0	0	0	1	0	0
2016	Toronto FC	6	6	600	20	13	3	6	0.9	0	0	4	1	1	0
	Totals	7	7	690	24	15	3	8	1.04	0	0	4	2	1	0
OPPONENT	GP	GS	MIN	SOG	SV	C/P	SHO	GA	GAA	PK	PKA	W	L	T	
Chicago	3	3	270	15	10	1	4	1.33	1	1	2	1	0	0	
Chivas USA	6	6	540	19	12	3	6	1	0	1	3	2	1	1	
Columbus	4	4	360	24	20	2	3	0.75	0	0	1	1	2	1	
Colorado	1	1	90	8	7	0	1	1	0	0	0	1	0	3	
FC Dallas	9	9	810	25	13	2	12	1.33	2	2	3	3	3	2	
D.C. United	5	5	450	16	9	2	7	1.4	0	0	1	2	2	2	
Houston	5	5	450	17	12	2	5	1	1	1	2	1	2	0	
Sporting KC	4	4	360	15	10	0	6	1.5	0	0	1	3	0	1	
Los Angeles	9	8	806	46	29	4	15	1.67	3	4	4	4	1	0	
Montreal	4	4	360	16	10	1	6	1.5	1	1	3	0	1	0	
New England	4	4	360	21	14	0	7	1.75	1	1	1	2	1	1	
New York City FC	3	3	270	12	7	1	3	1	1	1	0	0	3	1	
New York Red Bulls	4	4	360	11	7	2	4	1	1	1	2	1	1	0	
Orlando City SC	2	2	160	12	9	0	3	1.69	0	0	0	1	0	2	
Philadelphia	3	3	270	13	9	1	4	1.33	0	0	0	0	3	1	
Portland	6	6	540	24	12	0	12	2	1	1	0	5	1	3	
Real Salt Lake	8	7	713	25	16	2	9	1.14	2	3	2	3	3	1	
Seattle	8	8	720	50	33	1	15	1.88	1	1	2	5	1	4	
San Jose	7	7	630	32	24	2	6	0.86	0	0	0	3	4	0	
Toronto FC	3	3	270	12	9	2	3	1	0	0	2	1	0	0	
Vancouver	10	10	900	45	30	3	14	1.4	2	2	6	4	0	0	
MONTH	GP	GS	MIN	SOG	SV	C/P	SHO	GA	GAA	PK	PKA	W	L	T	
March	9	8	803	33	24	4	7	0.78	3	3	1	2	6	5	
April	17	17	1530	80	63	7	16	0.94	2	4	7	5	5	4	
May	20	20	1800	90	64	8	22	1.1	1	2	7	7	6	4	
June	14	14	1240	48	27	4	21	1.52	1	1	4	6	3	3	
July	13	13	1170	51	37	5	13	1	0	0	7	2	4	4	
August	14	14	1260	62	37	2	25	1.79	3	3	4	8	2	2	
September	9	8	806	38	20	1	18	2.01	2	2	2	5	2	1	
October	12	12	1080	56	30	0	23	1.92	5	5	3	8	1	0	

REGULAR-SEASON GAME HIGHS

Goals Allowed 6, Sept. 5, 2014, COL at LA

Saves

8, Apr. 26, 2014, COL at SEA



23

CHRIS MAVINGA

DEFENDER



6'1 172 LBS. **BIRTH DATE** 05.26.1991 **BIRTHPLACE** MEAUX, FRANCE
HOMETOWN MEAUX, FRANCE **NATIONALITY** FRENCH-DR CONGO

LAST CLUB: TROYES **HOW ACQUIRED:** SIGNED WITH TORONTO FC ON JANUARY 31, 2017.
PRONUNCIATION: "MAV-ING-AH"

Mavinga enters his first season with Toronto FC. Prior to joining the club, he was recently on loan with ES Troyes AC (Troyes) of the French Ligue 1. He played his youth soccer with both Paris Saint-Germain and Liverpool. After signing professionally for Liverpool, he spent one season with the club but did not feature for the senior squad. He joined Belgian Pro League club K.R.C. Genk on loan in December 2010 and helped the team capture the 2010–11 Belgian Pro League Championship. In July 2011, Mavinga's contract was purchased by Stade Rennais Football Club (Rennes). At the conclusion of the 2013 season, Mavinga was sold to Russian side Rubin Kazan. After playing one year with the Russian side, Mavinga went on two separate loan spells in France. During the 2014–15 season, he was loaned to French club Stade Reims and most recently with Troyes. Mavinga represented the French Men's national team at the U-19, U-20 and U-21 levels. He helped the French U-19 team capture the 2010 UEFA Under-19 Championship. Mavinga earned his first senior international cap with DR Congo. It came during an Africa Cup of Nations qualification match on September 6, 2015.

2013-17 Appeared in 15 matches in all competitions for Rubin Kazan.

2016-17 Appeared in 23 matches in all competitions for ES Troyes AC.

2014-15 Appeared in 11 matches in all competitions while on loan at Stade Reims.

2011-13 Appeared in 53 matches in all competitions for Stade Rennais.

2011 Appeared in nine matches in all competitions while on loan at KRC Genk.

INTERNATIONAL Mavinga has earned one cap for the DR Congo national team. It came during an Africa Cup of Nations qualification match on September 6, 2015

3

DREW MOOR

DEFENDER



6'0 162 LBS. **BIRTH DATE** 01.15.1984 **BIRTHPLACE** DALLAS, TEXAS
HOMETOWN DALLAS, TEXAS **NATIONALITY** AMERICAN

LAST CLUB: COLORADO RAPIDS **HOW ACQUIRED:** SIGNED WITH TORONTO FC ON WEDNESDAY, DECEMBER 16, 2015.
PRONUNCIATION: "M'OO-UR"

Moor enters his second season with Toronto FC. He joined Toronto FC after the club signed the American international becoming the first free agent signing in club history on December 16, 2015. Moor was originally drafted by FC Dallas, sixth overall in the 2005 MLS SuperDraft. He made 128 combined appearances (league and playoffs) for FC Dallas before being traded to Colorado. In 11 seasons, he has made a total of 316 combined appearances (league and playoffs) and has scored 22 goals and added 7 assists, while logging over 27,000 match minutes. Moor was traded from FC Dallas to the Colorado Rapids on August 31, 2009. He spent the past seven seasons (2009 – 2015) with the Colorado Rapids, where he captained the club the last

three. He went on to make 188 combined appearances in league play and playoffs with Colorado. Moor was part of the Rapids 2010 MLS Cup Championship winning team, which also won the 2010 MLS Eastern Conference title. On August 27, 2011 Moor played in his 69th consecutive game, setting a new MLS record for consecutive matches played by an outfield player. During the 2015 MLS season, Moor made his return to the Rapids line-up after suffering a torn ACL during the 2014 season. Moor began his collegiate career at Furman University before moving to the University of Indiana. At Indiana, he won back-to-back NCAA National Championships in 2003 and 2004.



PERSONAL Moor attended the Episcopal School of Dallas (HS) and has a younger brother Will, older sister Hailey, younger sister Lee.

2016 MLS PLAYOFFS Appeared and started in six matches, logging 600 minutes during the 2016 MLS Playoffs.

2016 Appeared and started in 32 matches, registering three goals, logging 2880 minutes during the 2016 MLS regular season. Registered his first Toronto FC goal on May 14 vs. Vancouver Whitecaps FC. Made his Toronto FC regular season debut on March 6 vs. New York Red Bulls.

2016 AMWAY CANADIAN CHAMPIONSHIP Appeared and started in three matches.

2015 Appeared and started in 22 matches, registering one goal, one assist while logging 1980 minutes for the Colorado Rapids. Was named to the 2015 AT&T MLS All-Star Game roster.

2015 US OPEN CUP Appeared in one match for the Colorado Rapids.

2014 Appeared and started in 23 matches, registering two goals, one assist while logging 1994 minutes for the Colorado Rapids

2014 US OPEN CUP Appeared in one match for the Colorado Rapids.

2013 Appeared and started in one match, logging 90 minutes for the Colorado Rapids.

2012 Appeared and started in 34 matches, registering three goals, two assists while logging 3060 minutes for the Colorado Rapids.

2011-12 CONCACAF CHAMPIONS LEAGUE Appeared in four matches for the Colorado Rapids.

2011 MLS PLAYOFFS Appeared and started in two matches, logging 149 minutes for the Colorado Rapids.

2011 Appeared and started in 32 matches, registering four goals, one assist while logging 2880 minutes for the Colorado Rapids.

2010 MLS PLAYOFFS Appeared and started in four matches, logging 420 minutes for the Colorado Rapids. Moor was part of the Rapids 2010 MLS Cup Championship winning team, which also won the 2010 MLS Eastern Conference title.

2010 Appeared and started in 30 matches, registering one goal while logging 2700 minutes for the Colorado Rapids.

2009 Appeared and started in eight matches while logging 720 minutes for the Colorado Rapids. Was traded from FC Dallas to the Colorado Rapids on August 31. Appeared and started in 21 matches, registering three goals while logging 1890 minutes for FC Dallas.

2008 Appeared and started in 27 matches, registering two goals, one assist while logging 2430 minutes for FC Dallas.

2008 US OPEN CUP Appeared in two matches for FC Dallas.

2007 MLS PLAYOFFS Appeared and started in two matches, logging 209 minutes for FC Dallas

2007 Appeared and started in 28 matches, registering two goals while logging 2495 minutes for FC Dallas.

2007 US OPEN CUP Appeared in one match for FC Dallas.

2006 MLS PLAYOFFS Appeared and started in two matches, logging 210 minutes for FC Dallas

2006 Appeared in 27 matches, starting in 26 registering one goal, one assist while logging 2280 minutes for FC Dallas.

2005 MLS PLAYOFFS Appeared in one match logging nine minutes for FC Dallas.

2008 Appeared and started nine matches, registering two goals while logging 810 minutes for Real Salt Lake. Won the 2008 MLS Goal of the Year. Signed with Real Salt Lake (RSL) after RSL acquired his rights through a trade with Chicago on August 22, 2008.

2005 Appeared in 20 matches, starting in nine while logging 934 minutes for FC Dallas.

INTERNATIONAL Moor has earned five caps for the United States national team. He earned his first cap for the United States on July 2, 2007 against Paraguay in the 2007 Copa America tournament.

DREW MOOR #3

YEAR	TEAM	GP	GS	MIN	G	A	PTS	SHT	SOG	BLK	FC	FS	CK	C	E
2005	FC Dallas	20	9	936	0	0	0	7	4	0	6	5	0	0	0
2006	FC Dallas	27	26	2280	1	1	3	12	5	3	25	20	0	6	0
2007	FC Dallas	28	28	2495	2	0	4	7	3	0	17	30	1	3	0
2008	FC Dallas	27	27	2430	2	1	5	18	5	0	17	29	0	5	0
2009	FC Dallas	21	21	1890	3	0	6	18	6	1	19	15	0	2	1
	Colorado	8	8	720	0	0	0	0	0	1	4	5	0	0	0
	2009 totals	29	29	2610	3	0	6	18	6	2	23	20	0	2	1
2010	Colorado	30	30	2700	1	0	2	14	7	0	14	22	0	2	0
2011	Colorado	32	32	2880	4	1	9	28	9	0	22	35	1	8	0
2012	Colorado	34	34	3060	3	2	8	17	8	1	25	32	0	3	0
2013	Colorado	32	31	2793	3	0	6	18	6	4	17	24	0	1	1
2014	Colorado	23	23	1994	2	1	5	15	7	2	16	19	0	2	0
2015	Colorado	22	22	1980	1	1	3	7	1	0	23	24	0	5	0
2016	Toronto FC	32	32	2880	3	0	21	6	15	29	0	3	0	0	0
	Totals	336	323	29038	25	7	182	67	220	289	16	2	40	2	2

YEAR	POSTSEASON	GP	GS	MIN	G	A	PTS	SHT	SOG	BLK	FC	FS	CK	C	E
2005	FC Dallas	1	0	9	0	0	0	0	0	0	0	0	0	0	0
2006	FC Dallas	2	2	210	0	0	0	2	0	0	0	4	0	0	0
2007	FC Dallas	2	2	209	0	0	0	0	0	0	1	1	0	2	1
2010	Colorado	4	4	420	0	0	0	2	1	1	3	6	0	0	0
2011	Colorado	2	2	149	0	0	0	1	0	0	0	2	0	0	0
2013	Colorado	1	1	90	0	0	0	0	0	0	1	2	0	0	0
2016	Toronto FC	6	6	600	0	0	2	2	5	1	0	0	0	0	0
	Totals	18	17	1687	0	0	7	3	10	16	0	0	2	1	1

OPPONENT	GP	GS	MIN	G	A	PTS	SHT	SOG	BLK	FC	FS	CK	C	E
Chicago	19	18	1624	0	0	14	2	12	12	0	1	3	0	0
Chivas USA	20	18	1687	1	0	10	3	10	14	0	0	0	0	0
Columbus	21	21	1890	2	0	9	6	15	15	0	0	5	0	0
Colorado	15	13	1147	1	0	8	2	15	8	0	0	3	0	0
FC Dallas	17	17	1530	1	2	10	4	12	10	1	0	5	0	0
D.C. United	19	18	1542	1	0	9	2	9	21	0	0	3	0	0
Houston	22	22	1964	4	1	13	5	12	13	0	0	0	0	0
Sporting KC	15	15	1350	0	0	6	4	10	22	2	0	4	0	0
Los Angeles	25	24	2149	4	0	14	7	21	22	2	0	0	1	1
Montreal	7	7	630	1	0	6	2	5	5	0	0	2	0	0
New England	19	18	1636	0	0	8	1	15	12	1	0	2	0	0
New York City FC	2	2	180	0	0	0	0	1	3	0	0	0	0	0
New York Red Bulls	17	17	1530	0	1	8	3	5	14	1	0	1	0	0
Orlando City SC	4	4	360	0	0	0	0	3	2	0	0	0	0	0
Philadelphia	9	9	810	1	0	5	1	5	10	1	0	1	0	0
Portland	11	11	990	1	2	10	5	3	9	0	0	0	0	1
Real Salt Lake	29	25	2290	2	1	22	7	23	36	5	1	5	1	0
Seattle	14	14	1260	3	0	8	5	8	13	1	0	0	0	0
San Jose	23	22	1949	1	0	8	3	20	26	1	0	5	0	0
Toronto FC	16	16	1440	1	0	10	3	10	11	1	0	0	0	0
Vancouver	12	12	1080	1	0	4	2	6	11	0	0	1	0	0

MONTH	GP	GS	MIN	G	A	PTS	SHT	SOG	BLK	FC	FS	CK	C	E
March	17	17	1488	1	0	9	3	9	10	2	0	0	1	1
April	46	43	3924	2	0	21	8	31	35	2	0	6	0	0
May	55	51	4655	7	2	29	15	26	57	1	1	4	0	0
June	45	43	3901	5	2	26	8	29	37	2	0	6	0	0
July	51	50	4408	4	1	30	9	39	39	2	0	5	1	1
August	48	48	4228	2	0	32	12	35	42	3	1	11	0	0
September	41	40	3576	1	2	18	6	31	38	2	0	3	0	0
October	33	31	2858	3	0	17	6	20	31	2	0	5	0	0

REGULAR-SEASON GAME HIGHS

Goals 1, 9 times, last: Oct. 23, 2016, TOR vs. CHI
 Assists 1, 15 times, last: Oct. 16, 2016, TOR at MTL
 Shots on Goal 1, 15 times, last: Oct. 23, 2016, TOR vs. CHI

Shots 3, July 16, 2016, TOR at SJ
 Fouls Committed 5, Sept. 19, 2012, SJ vs. POR
 Fouls Suffered 4, Oct. 6, 2012, SJ at COL



5

ASHTONE MORGAN

DEFENDER



5'9 163 LBS. BIRTH DATE **02.09.1991** BIRTHPLACE **TORONTO, ONTARIO**

HOMETOWN **TORONTO, ONTARIO** NATIONALITY **CANADIAN**

LAST CLUB: TORONTO FC ACADEMY HOW ACQUIRED: SIGNED WITH TORONTO FC ON MARCH 17, 2011.

PRONUNCIATION: "ASH-TON MORE-GAN"

Morgan enters his seventh season with Toronto FC. He re-signed with the club on December 16, 2016; after originally joining the first team on March 17, 2011. Morgan made his professional debut for Toronto FC on October 20, 2010 in a CONCACAF Champions League match against Panamanian side Árabe Unido. His first professional start came on March 26, 2011 against the Portland Timbers. He became the first graduate from the Kia Toronto FC Academy program to earn a

call-up to the Canadian national team; when he was called by Stephen Hart ahead of 2014 FIFA World Cup qualifying matches. Morgan was a member of both the 2015 and 2013 CONCACAF Gold Cup squad. He was named the 2011 U-20 Canadian Player of the Year on December 13, 2011.v

ASHTONE MORGAN #5

PERSONAL Ashtone supports Arsenal and his favourite soccer player is fellow left back Ashley Cole. His father Wayne is his role model and Ashtone describes his dad as the best soccer player in Toronto.

2016 Appeared in seven matches, logging 157 minutes during the 2016 MLS regular season.

2016 AMWAY CANADIAN CHAMPIONSHIP Appeared and started in two matches, registering one assist.

USL Appeared and started in one match, logging 61 minutes during the 2016 USL regular season for Toronto FC II.

2015 MLS PLAYOFFS Was part of the 18 for one MLS Playoff match.

2015 Appeared in 19 matches, starting in 17, registering two assists while logging 1554 minutes. Made his 100th appearance for Toronto FC on May 2 vs Philadelphia Union.

2015 AMWAY CANADIAN CHAMPIONSHIP Appeared and started in one match.

USL Appeared and started in one match while logging 90 minutes during the 2015 USL regular season for Toronto FC II.

2015 FRIENDLY MATCH Came on in the 46th minutes on Wednesday, July 22 vs Sunderland A.F.C. Started the match and played 45 minutes on May 27 vs Manchester City F.C.

2014 Appeared in three matches, starting in two, logging 168 minutes. Morgan was named to the inaugural Chipotle MLS

Homegrown game roster, where he started the match and played 78 minutes on August 4 vs Portland Timbers U-23.

2014 AMWAY CANADIAN CHAMPIONSHIP Appeared and started in two matches.

2014 FRIENDLY MATCH Started the match and played the full 90 minutes on July 23 vs Tottenham Hotspur. Started the match and played the full 90 minutes on June 18 vs Wilmington Hammerheads FC.

2013 Appeared in 22 matches, starting in 20, adding one assist and logged 1,805 minutes.

2013 AMWAY CANADIAN CHAMPIONSHIP Appeared and started in two matches.

2012 Appeared in 30 matches, starting in 27, added five assists, and logged 2,528 minutes.

2012 CONCACAF CHAMPIONS LEAGUE Appeared in four matches.

2012 AMWAY CANADIAN CHAMPIONSHIP Appeared and started in all four matches.

2011 His first start came in Portland on July 30.

2011 CONCACAF CHAMPIONS LEAGUE Appeared in 12 matches.

2010 CONCACAF CHAMPIONS LEAGUE Appeared in one match

INTERNATIONAL Morgan has earned 13 caps for the Canadian national team. Represented Canada at the 2015 and 2013 CONCACAF Gold Cup.



ASHTONE MORGAN #5

YEAR	TEAM	GP	GS	MIN	G	A	SHT	SOG	FC	FS	OFF	CK	C	E
2011	Toronto FC	14	9	903	0	2	2	0	12	7	0	0	1	0
2012	Toronto FC	30	27	2528	0	5	10	2	29	22	2	0	7	0
2013	Toronto FC	22	20	1805	0	1	4	1	27	24	0	1	4	1
2014	Toronto FC	3	2	168	0	0	0	0	1	2	0	0	0	1
2015	Toronto FC	19	17	1554	0	2	1	0	13	17	1	0	2	0
2016	Toronto FC	7	0	157	0	0	2	0	6	0	1	0	2	0
	Totals	95	75	7115	0	10	19	3	88	72	4	1	16	2
OPPONENT		GP	GS	MIN	G	A	SHT	SOG	FC	FS	OFF	CK	C	E
Chicago		8	6	593	0	1	5	1	8	6	0	0	2	0
Chivas USA		3	3	270	0	0	1	0	3	3	0	0	1	0
Columbus		7	6	571	0	0	2	1	4	8	0	0	1	0
Colorado		3	2	194	0	1	0	0	4	0	1	0	0	0
FC Dallas		3	2	177	0	0	0	0	0	1	0	0	0	0
D.C. United		7	7	630	0	1	2	0	4	10	1	0	1	0
Houston		5	3	341	0	0	2	0	4	1	0	0	1	0
Sporting KC		6	4	416	0	0	0	0	6	3	1	0	0	0
Los Angeles		1	1	90	0	0	0	0	1	1	0	0	1	0
Montreal		6	5	470	0	1	2	1	8	4	0	1	0	0
New England		8	6	557	0	2	1	0	10	4	0	0	2	0
New York City FC		2	1	85	0	0	0	0	3	1	0	0	2	0
New York Red Bulls		11	8	821	0	0	2	0	7	6	1	0	1	0
Orlando City SC		1	1	90	0	0	0	0	2	1	0	0	0	0
Philadelphia		9	8	750	0	1	1	0	13	9	0	0	3	2
Portland		4	3	273	0	1	0	0	4	2	0	0	1	0
Real Salt Lake		2	2	153	0	0	0	0	0	0	0	0	0	0
Seattle		3	2	181	0	1	0	0	0	5	0	0	0	0
San Jose		3	3	270	0	0	1	0	3	5	0	0	0	0
Vancouver		3	2	183	0	1	0	0	4	2	0	0	0	0
MONTH		GP	GS	MIN	G	A	SHT	SOG	FC	FS	OFF	CK	C	E
March		11	6	559	0	0	3	1	6	6	0	1	1	0
April		12	9	809	0	2	1	1	13	5	0	0	1	1
May		9	8	789	0	0	1	0	11	7	2	0	4	0
June		10	7	716	0	3	2	0	7	9	0	0	2	0
July		13	11	1053	0	1	3	0	11	6	1	0	1	0
August		18	13	1267	0	2	5	1	17	14	1	0	2	0
September		13	12	1112	0	2	3	0	11	19	0	0	3	1
October		9	9	810	0	0	1	0	12	6	0	0	2	0

REGULAR-SEASON GAME HIGHS

Goals 0
 Assists 2, June 23, 2012, TOR vs. NE
 Shots on Goal 1, 3 times, last: Mar. 16, 2013, TOR at MTL

Shots 3, Sept. 12, 2012, TOR vs. CHI
 Fouls Committed 3, 6 times, last: May 28, 2016, TOR at NYR
 Fouls Suffered 4, Sept. 5, 2015, TOR at SEA

2

JUSTIN MORROW

DEFENDER



5'9 156 LBS. **BIRTH DATE** 10.04.1987 **BIRTHPLACE** CLEVELAND, OHIO
HOMETOWN CLEVELAND, OHIO **NATIONALITY** AMERICAN

LAST CLUB: SAN JOSE EARTHQUAKES **TRADED TO TORONTO FC ON** DECEMBER 16, 2013.
PRONUNCIATION: "MORR-OH"

Morrow enters his fourth season with Toronto FC. He re-signed with the club on November 30, 2015; after originally joining the club in a trade with the San Jose Earthquakes on December 16, 2013. He was originally selected in the second round of the 2010 MLS SuperDraft (28th overall). Morrow has earned one cap for the United States national team. The appearance came during a friendly against Canada in January, 2013. Morrow was also an unused substitute for the U.S. national team during a pair of FIFA World Cup qualifying matches against Costa Rica, and Mexico in March of 2013. Morrow spent his entire collegiate career at the University of Notre Dame. In four seasons, he appeared in 89 matches for the Fighting Irish, scoring seven goals and added seven assists. He was named to the All-Big East second team in 2009 and made four NCAA Tournament appearances during his time at Notre Dame.

PERSONAL Morrow likes to get heavily involved in the community to give back to the less fortunate. He runs a Summer Reading Program with students at St. Margaret's Public School and Eastview Public School in Toronto. Morrow provides the classes with books and TFC gift packs. Students had the opportunity to choose their own book and discuss their thoughts on it with Justin and the other students. After the book discussion, students are able to ask soccer-related questions and get photos and autographs. Justin Morrow's reading program targets summer school classes in the Toronto District School Board "Model School for Inner Cities" program, which aims to empower inner city students with the opportunity to make positive choices and thrive in their neighborhood. He speaks to the importance of education and literacy.

2016 MLS PLAYOFFS Appeared and started in six matches, registering one assist, logging 600 minutes during the 2016 MLS Playoffs

2016 Appeared and started in 31 matches, registering five goals and four assists, logging 2653 minutes during the 2016 MLS regular season. Made his 100th appearance for Toronto FC on September 28 vs. Orlando City SC.

2016 AMWAY CANADIAN CHAMPIONSHIP Appeared in three matches.

2015 MLS PLAYOFFS Appeared and started in one match, logging 90 minutes.

2015 Appeared in 32 matches, starting in 31, registering two goals, two assists while logging 2756 minutes. Registered his first Toronto FC goal on May 30 vs San Jose Earthquakes.

2015 AMWAY CANADIAN CHAMPIONSHIP Appeared and started in two matches.

2015 FRIENDLY MATCH Started the match and played 46 minutes on Wednesday, July 22 vs Sunderland A.F.C. Started the match and played 45 minutes on May 27 vs Manchester City F.C.

2014 Appeared in 31 matches, starting in 30, registering three assists while logging 2676 minutes.

2014 AMWAY CANADIAN CHAMPIONSHIP Appeared in three matches, starting in two.

2013 Appeared in 26 matches, starting in 21, adding one goal, one assist and logged 1,937 minutes for the San Jose Earthquakes.

2012 MLS PLAYOFFS Appeared and started in two matches, adding one assist for the San Jose Earthquakes.

2012 Appeared and started 33 matches, adding one goal, four assist and logged 2,970 minutes for the San Jose Earthquakes.

2012 CONCACAF CHAMPIONS LEAGUE Appeared in four matches for the San Jose Earthquakes.

2011 Appeared and started nine matches, and logged 810 minutes for San Jose.

2011 US OPEN CUP Appeared in one match for San Jose.

2010 Appeared in three matches, and logged 59 minutes for San Jose.

2010 US OPEN CUP Appeared in two matches, adding two goals for San Jose.

INTERNATIONAL Earned one cap for the United States.

JUSTIN MORROW #2

YEAR	TEAM	GP	GS	MIN	G	A	SHT	SOG	FC	FS	OFF	CK	C	E
2010	San Jose	3	0	59	0	0	1	0	1	0	0	0	0	0
2011	San Jose	9	9	810	0	0	2	0	9	5	1	0	1	0
2012	San Jose	33	33	2970	1	4	6	2	25	30	0	0	2	0
2013	San Jose	26	21	1937	1	2	7	1	16	14	1	0	1	1
2014	Toronto FC	31	30	2676	0	3	8	1	29	22	4	0	6	0
2015	Toronto FC	32	31	2756	2	2	9	4	31	31	3	0	3	1
2016	Toronto FC	31	31	2653	5	4	15	7	8	16	5	0	5	0
	Totals	165	155	13861	9	15	48	15	119	118	14	0	18	2
YEAR	POSTSEASON	GP	GS	MIN	G	A	SHT	SOG	FC	FS	OFF	CK	C	E
2012	San Jose	2	2	180	0	1	1	0	2	0	0	0	0	0
2015	Toronto FC	1	1	90	0	0	1	0	1	0	0	0	0	0
2016	Toronto FC	6	6	600	0	1	1	1	3	3	2	0	0	0
	Totals	9	9	870	0	2	3	1	6	3	2	0	0	0
OPPONENT		GP	GS	MIN	G	A	SHT	SOG	FC	FS	OFF	CK	C	E
Chicago		10	10	868	2	1	2	2	7	6	1	0	2	0
Chivas USA		5	4	373	0	1	0	0	3	2	0	0	0	0
Columbus		11	11	895	1	1	3	1	8	5	1	0	1	1
Colorado		11	9	819	0	1	1	1	4	11	0	0	1	0
FC Dallas		11	9	865	0	2	4	0	6	11	1	0	0	1
D.C. United		10	10	900	1	0	5	1	5	7	2	0	0	0
Houston		7	7	580	0	1	2	1	2	5	0	0	0	0
Sporting KC		8	6	570	0	0	3	1	4	7	0	0	2	0
Los Angeles		8	8	720	0	0	2	0	4	8	2	0	0	0
Montreal		10	10	900	0	1	3	1	11	13	2	0	2	0
New England		8	8	720	0	1	2	1	6	3	0	0	2	0
New York City FC		5	5	450	0	0	2	0	4	2	3	0	1	0
New York Red Bulls		10	10	860	0	2	1	0	8	9	0	0	2	0
Orlando City SC		5	5	450	2	1	4	2	7	4	1	0	0	0
Philadelphia		8	8	720	1	0	4	1	5	3	0	0	1	0
Portland		10	10	892	0	0	2	0	11	7	0	0	0	0
Real Salt Lake		8	7	646	0	2	2	0	7	3	0	0	1	0
Seattle		7	7	630	0	0	0	0	11	4	0	0	3	0
San Jose		3	2	189	2	0	5	2	1	1	0	0	0	0
Toronto FC		3	2	184	0	0	0	0	1	0	1	0	0	0
Vancouver		7	7	630	0	1	1	1	4	7	0	0	0	0
MONTH		GP	GS	MIN	G	A	SHT	SOG	FC	FS	OFF	CK	C	E
March		16	16	1394	1	1	3	1	12	11	2	0	2	1
April		19	19	1710	0	1	2	0	13	13	0	0	3	0
May		27	25	2203	2	0	8	5	23	15	3	0	3	0
June		16	14	1309	1	3	11	2	6	13	2	0	1	0
July		25	25	2219	2	2	7	2	15	17	2	0	3	0
August		21	18	1575	1	0	6	2	17	18	3	0	2	1
September		19	18	1636	1	5	4	1	18	12	1	0	2	0
October		22	20	1815	1	3	7	2	15	19	1	0	2	0

REGULAR-SEASON GAME HIGHS

Goals 1, 9 times, last: Oct. 23, 2016, TOR vs. CHI
 Assists 1, 15 times, last: Oct. 16, 2016, TOR at MTL
 Shots on Goal 1, 15 times, last Oct 23, 23 2016, TOR vs. CHI

Shots 3, July, 16, 2016, TOR at SJ
 Fouls Committed 5, Sept. 19, 2012, SJ vs. POR
 Fouls Suffered 4, Oct. 6, 2012, SJ at COL



21

JONATHAN OSORIO

MIDFIELDER



5'9 162 LBS. BIRTH DATE **06.12.1992** BIRTHPLACE **TORONTO, ONTARIO**
HOMETOWN **BRAMPTON, ONTARIO** NATIONALITY **CANADIAN**

LAST CLUB: **SC TORONTO** HOW ACQUIRED: **SIGNED WITH TORONTO FC ON MARCH 1, 2013.**
PRONUNCIATION: **"JOHN-ATHAN O-SOR-EE-O"**

Osorio enters his fifth season with Toronto FC. On May 21, 2016 against Columbus Crew SC, he became the second player in club history to make his 100th appearance for Toronto FC. He originally signed with Toronto FC on Friday, March 1, 2013 after spending preseason with the club. Osorio broke onto the scene in his rookie season, scoring five league goals and earning his first cap for the

Canadian national team. Osorio began training with the Kia Toronto FC Academy in September 2012 and was invited to train with the first team for the 2013 preseason. Prior to training with the Academy, Osorio played in the Canadian Soccer League (CSL) with SC Toronto. He has also played for Club Nacional de Football in Uruguay.

JONATHAN OSORIO #21

YEAR	TEAM	GP	GS	MIN	G	A	SHT	SOG	FC	FS	OFF	CK	C	E
2013	Toronto FC	28	18	1697	5	1	28	8	15	31	2	35	1	0
2014	Toronto FC	27	24	2039	3	4	17	6	16	35	3	12	1	1
2015	Toronto FC	29	26	2235	1	7	21	7	22	31	4	1	1	0
2016	Toronto FC	30	26	2440	2	5	24	7	25	30	1	5	2	0
	Totals	114	94	8411	11	17	90	28	78	127	10	53	5	1

YEAR	POSTSEASON	GP	GS	MIN	G	A	SHT	SOG	FC	FS	OFF	CK	C	E
2015	Toronto FC	1	1	70	0	0	0	0	0	1	0	0	0	0
2016	Toronto FC	6	5	405	2	0	6	4	6	4	0	0	0	0
	Totals	7	6	475	2	0	6	4	6	5	0	0	0	0

OPPONENT	GP	GS	MIN	G	A	SHT	SOG	FC	FS	OFF	CK	C	E
Chicago	9	9	775	2	1	10	2	8	11	0	6	0	0
Chivas USA	2	2	158	0	1	2	1	1	3	0	2	0	0
Columbus	10	7	652	2	0	10	4	8	9	2	6	1	0
Colorado	3	1	156	0	1	2	0	1	1	1	0	0	0
FC Dallas	4	3	236	0	0	1	0	3	3	0	0	0	0
D.C. United	9	7	615	0	0	5	2	3	11	1	2	0	0
Houston	7	5	478	1	2	3	1	5	3	0	2	0	0
Sporting KC	4	2	177	0	0	1	0	2	2	1	2	0	0
Los Angeles	3	2	206	1	0	2	1	3	3	0	0	1	0
Montreal	10	9	805	0	2	12	4	10	8	2	7	1	1
New England	10	9	820	1	0	9	3	8	21	0	4	0	0
New York City FC	3	3	252	0	0	1	0	1	5	0	0	0	0
New York Red Bulls	10	9	820	2	3	6	2	1	12	1	8	0	0
Orlando City SC	6	5	452	0	3	5	1	7	8	1	0	2	0
Philadelphia	8	7	600	1	2	7	3	4	11	1	1	0	0
Portland	2	2	158	0	0	2	0	1	2	0	0	0	0
Real Salt Lake	3	3	270	0	0	2	0	4	4	0	1	0	0
Seattle	4	3	290	1	1	6	3	5	4	0	9	0	0
San Jose	4	3	263	0	1	3	1	2	4	0	3	0	0
Vancouver	3	3	228	0	0	1	0	1	2	0	0	0	0

MONTH	GP	GS	MIN	G	A	SHT	SOG	FC	FS	OFF	CK	C	E
March	10	7	623	1	1	5	2	7	13	0	0	0	0
April	12	7	685	1	0	9	3	8	11	0	2	1	0
May	15	8	874	0	2	6	1	9	11	0	4	0	0
June	12	12	1068	1	3	8	1	11	14	1	4	1	0
July	17	12	1100	2	3	18	5	11	15	1	12	1	0
August	21	21	1767	3	2	22	6	20	29	6	20	1	0
September	14	14	1158	1	4	9	4	2	19	1	4	0	0
October	13	13	1136	2	2	13	6	10	15	1	7	1	1

REGULAR-SEASON GAME HIGHS

Goals 1, 9 times, last: Aug. 1, 2015, TOR at NE
 Assists 1, 12 times, last: Oct. 14, 2015, TOR vs. NYR
 Shots on Goal 2, 2 times, last: Sept. 5, 2015, TOR at SEA

Shots 4, 2 times, last: Oct. 26, 2013, TOR vs. MTL
 Fouls Committed 3, 2 times, last: Aug. 23, 2014, TOR vs. CHI
 Fouls Suffered 4, Mar. 22, 2014, TOR vs. DC

PERSONAL In his spare time, Osorio enjoys spending time with his family and friends. He is a fan of both the Toronto Maple Leafs and Toronto Raptors and enjoys going to as many games as he can. He enjoys playing FIFA and listening to Drake.

2016 MLS PLAYOFFS Appeared in six games, starting in five, registering two goals, logging 405 minutes during the 2016 MLS Playoffs.

2016 Appeared in 30 matches, starting in 26, registering two goals and five assists, logging 2440 minutes during the 2016 MLS regular season. Made his 100th appearance for Toronto FC on May 21 vs. Columbus Crew SC.

2016 AMWAY CANADIAN CHAMPIONSHIP Appeared and started in four matches, registering two goals. 2015.

2015 MLS PLAYOFFS Appeared and started in one match, logging 70 minutes.

2015 Appeared in 29 matches, starting in 26, registering one goal and seven assists while logging 2236 minutes.

2015 AMWAY CANADIAN CHAMPIONSHIP Appeared and started in two matches.

2015 FRIENDLY MATCH Came on in the 31st minutes and

registered a goal on Wednesday, July 22 vs Sunderland A.F.C. Came on in the 45th minutes on May 27 vs Manchester City F.C.

2014 Appeared in 27 matches, starting in 24, registering three goals and four assists while logging 2039 minutes.

2014 AMWAY CANADIAN CHAMPIONSHIP Appeared in two matches, starting in one.

2014 FRIENDLY MATCH Came on in the 45th minute on July 23 vs Tottenham Hotspur. Started the match and played 60 minutes on June 18 vs Wilmington Hammerheads FC.

2013 Appeared in 28 matches, starting in 18, registering five goals, one assist, while logging 1697 minutes. Registered his first professional goal on March 30 against the LA Galaxy.

2013 AMWAY CANADIAN CHAMPIONSHIP Appeared and started in two matches.

INTERNATIONAL Osorio has earned 13 caps for the Canadian national team. He represented Canada at the 2015 and 2013 CONCACAF Gold Cup. Osorio made his debut for Canada on May 28, 2013 in a friendly against Costa Rica.



87

TOSAINT
RICKETTS

FORWARD



5'11 169 LBS. BIRTH DATE 08.08.1987 BIRTHPLACE EDMONTON, ALBERTA

HOMETOWN EDMONTON, ALBERTA NATIONALITY CANADIAN

LAST CLUB: BOLUSPOR KULÜBÜ HOW ACQUIRED: SIGNED WITH TORONTO FC ON FRIDAY, MAY 20, 2016.
PRONUNCIATION: "DAH-ME-AN PEAR-KEES"

Ricketts enters his second season with Toronto FC. The Canadian international forward re-signed with the club on February 2, 2017; after originally joining the club on July 20, 2016. Ricketts was previously with Boluspor Kulübü of Turkey's TFF First League. During the 2014-15 season, he made a combined 18 appearances and scored one goal. Ricketts began his professional career with Myllykosken Pallo —47 in 2009. He appeared in 51 matches scoring 14 goals in all competitions during his time with the Finnish club. Ricketts joined Romanian club Politehnica Timisoara in November of 2010 where he appeared in 26 matches scoring seven goals in all competitions. Ricketts signed with Vålerenga Fotball of the Norwegian Tippeligaen in August 2012 where he remained before joining Sandnes

Ulf in early 2013. He departed Sandnes Ulf in September 2013 and signed with Turkish First League club Bucaspor Kulübü. He appeared in 28 matches scoring nine goals in all competitions. Ricketts signed with Israeli Premier League club Hapoel Haifa on July 2014 and remained with the club for one season. Ricketts returned to Turkey and signed with Boluspor on August 2015. He made his debut for Canada on February 9, 2011 in a friendly match against Greece. He scored his first goal for Canada during a 2-2 friendly match against Ecuador on June 1, 2011 at BMO Field. In addition, Ricketts has represented Canada at the 2011, 2013 and 2015 CONCACAF Gold Cup tournaments.

TOSAINT RICKETTS #87

YEAR	TEAM	GP	GS	MIN	G	A	SHT	SOG	FC	FS	OFF	CK	C	E
2016	Toronto FC	11	4	399	3	0	20	9	3	8	5	0	1	1
YEAR	POSTSEASON	GP	GS	MIN	G	A	SHT	SOG	FC	FS	OFF	CK	C	E
2016	Toronto FC	6	0	134	2	1	11	6	1	1	0	0	0	0
	Totals	7	6	475	2	0	6	4	6	5	0	0	0	0
OPPONENT		GP	GS	MIN	G	A	SHT	SOG	FC	FS	OFF	CK	C	E
Chicago		2	1	92	0	0	4	0	0	1	2	0	0	0
D.C. United		1	0	19	0	0	3	1	0	2	0	0	0	0
Houston		1	0	19	0	0	2	1	0	0	0	0	0	0
Montreal		2	0	31	1	0	2	1	0	0	0	0	0	0
New England		1	1	60	0	0	4	3	0	1	0	0	0	0
Orlando City SC		2	2	128	1	0	4	2	2	2	1	0	1	1
Philadelphia		1	0	16	0	0	0	0	0	1	0	0	0	0
Real Salt Lake		1	0	34	1	0	1	1	1	1	2	0	0	0
MONTH		GP	GS	MIN	G	A	SHT	SOG	FC	FS	OFF	CK	C	E
July		1	0	19	0	0	3	1	0	2	0	0	0	0
August		6	2	206	2	0	9	6	1	4	2	0	0	0
September		2	2	133	0	0	7	1	2	2	1	0	1	1
October		2	0	41	1	0	1	1	0	0	2	0	0	0

REGULAR-SEASON GAME HIGHS

Goals 1, 3 times, last: Oct. 16, 2016, TOR at MTL
 Assists 0
 Shots on Goal 3, Aug. 6, 2016, TOR vs. NE

Shots 4, 2 times, last: Sept. 10, 2016, TOR at CHI
 Fouls Committed 2, Sept. 28, 2016, TOR vs. ORL
 Fouls Suffered 2, July 23, 2016, TOR vs. DC

2016 MLS PLAYOFFS Appeared in six games, registering two goals and one assist, logging 134 minutes during the 2016 MLS Playoffs.

2016 Appeared in 11 matches, starting in four, registering three goals, logging 399 minutes during the 2016 MLS regular season. Registered his first Toronto FC and MLS goal on August 3 vs. Real Salt Lake. Made his Toronto FC and MLS debut on July 23 vs. D.C. United.

2015-2016 Appeared in 18 matches, registering one goal in all competitions for Boluspor Kulübü.

2014-2015 Appeared in 30 matches, registering one goal in all competitions for Hapoel Haifa.

2013-2014 Appeared in 28 matches, registering nine goals in all competitions for Bucaspor Kulübü.

2013 Appeared in 14 matches, registering two goals in all competitions for Sandnes Ulf

2012 Appeared in three matches, registering one goal in all competition for Vålerenga Fotball.

2010-2012 Appeared in 26 matches, registering seven goals in all competitions for Politehnica Timisoara.

2009-2010 Appeared in 51 matches, registering 14 goals in all competitions for Myllykosken Pallo.

INTERNATIONAL Ricketts has earned 55 caps, registering 15 goals for the Canadian national team. He made his debut for Canada on February 9, 2011 in a friendly match against Greece. He scored his first goal for Canada during a 2–2 friendly match against Ecuador on June 1, 2011 at BMO Field. He represented at the 2011, 2013 and 2015 CONCACAF Gold Cup tournaments.

7

VICTOR VÁZQUEZ

MIDFIELDER



5'9 167 LBS. BIRTH DATE 01.20.1987 BIRTHPLACE BARCELONA, SPAIN
HOMETOWN BARCELONA, SPAIN NATIONALITY SPANISH

LAST CLUB: CRUZ AZUL HOW ACQUIRED: SIGNED WITH TORONTO FC ON FEBRUARY 20, 2017 USING
TARGETED ALLOCATION MONEY PRONUNCIATION: "VAS-KEZ"

Vázquez enters his first season with Toronto FC. Prior to joining the club, he most recently spent time with Liga MX club Cruz Azul where he made 23 appearances, scoring one goal with one assist after joining the club in December of 2015. Vázquez began his youth career at his hometown club, FC Barcelona (Barcelona) in 1997. Following his time in the youth system, Vázquez joined Barcelona C and eventually Barcelona B. He remained with Barcelona B for five seasons and was called into Pep Guardiola's first team (Barcelona) on a number of occasions. He made his debut for Barcelona on April 12, 2008 as a substitute after three matches as an unused substitute. Vázquez also played in two UEFA Champions League group stage matches during the 2008-09 and 2010-11 seasons, both times Barcelona

went on to win the Champions League. Following his time at Barcelona, Vázquez signed with Belgian side, Club Brugge KV (Club Brugge) of the Jupiler Pro League. In five seasons with the Belgian club, he made 173 appearances, scoring 25 goals with 50 assists combined in all competitions. Amongst those appearances were 33 matches in Europa League Qualifiers and the Europa League, where scored seven goals with four assists. He helped Club Brugge advance to the quarter-finals on the 2014-15 Europa League tournament. Vázquez's time in Belgium was highlighted by being named the Belgian Professional Footballer of the Year for the 2014-15 season. That same year Club Brugge won the Belgian Cup and finished as runners up in the league. He was later sold to Cruz Azul following his time in Belgium.

2016-17 Appeared in 23 matches registering one goal in all competitions for CD Cruz Azul

2011-15 Appeared in 173 matches registering 25 goal in all competitions for Club Brugge KV.

2008-10 Appeared in three matches registering one goal in all competitions for FC Barcelona.

15

ERIQ ZAVALETA

DEFENDER



6'1 185 LBS. BIRTH DATE **08.02.1992** BIRTHPLACE **WESTFIELD, INDIANA**
HOMETOWN **WESTFIELD, INDIANA** NATIONALITY **AMERICAN**

LAST CLUB: SEATTLE SOUNDERS FC HOW ACQUIRED: TRADE WITH SEATTLE SOUNDERS FC ON JANUARY 26, 2015.
PRONUNCIATION: "ZAV-AH-LET-AH"

Zavaleta enters his third season with Toronto FC, after he was acquired in a trade with the Seattle Sounders FC on January 26, 2015. Zavaleta spent the 2014 season on loan at Chivas USA from Seattle Sounders FC; where he made 17 appearances and started in 15 matches for Chivas. In two seasons between Seattle and Chivas, Zavaleta made a combined 22 appearances. He was originally selected in the

first round (10th overall) by Seattle in the 2013 MLS SuperDraft. Prior to being drafted by Seattle, Zavaleta played for the University of Indiana, where he spent two seasons. During the 2012 season, Zavaleta led the Hoosiers with 18 goals, and played a key role in the leading Indiana to its eighth national title in school history.

YEAR	TEAM	GP	GS	MIN	G	A	SHT	SOG	FC	FS	OFF	CK	C	E
2013	Seattle	5	0	31	0	0	2	1	0	1	1	0	0	0
2014	Chivas USA	17	15	1323	0	0	2	1	14	1	0	0	1	0
2015	Toronto FC	18	11	1054	1	0	6	2	10	4	0	0	1	0
2016	Toronto FC	15	14	1277	0	1	4	1	7	4	1	0	2	0
	Totals	55	40	3685	1	1	14	5	31	10	2	0	4	0
YEAR	POSTSEASON	GP	GS	MIN	G	A	SHT	SOG	FC	FS	OFF	CK	C	E
2015	Toronto FC	1	0	45	0	0	0	0	0	0	0	0	0	0
2016	Toronto FC	6	6	600	0	1	2	0	9	0	0	0	0	0
	Totals	7	6	645	0	1	2	0	9	0	0	0	0	0
OPPONENT		GP	GS	MIN	G	A	SHT	SOG	FC	FS	OFF	CK	C	E
Chicago		3	3	270	0	0	1	1	2	1	0	0	1	0
Chivas USA		1	0	6	0	0	0	0	0	0	0	0	0	0
Columbus		6	5	464	0	0	1	0	4	1	0	0	0	0
Colorado		4	2	189	0	0	1	1	2	0	0	0	1	0
FC Dallas		4	2	193	0	0	1	1	0	1	1	0	0	0
D.C. United		5	5	450	0	0	1	0	4	1	0	0	0	0
Houston		1	0	5	0	0	1	0	0	0	0	0	0	0
Sporting KC		2	1	105	0	0	1	0	2	1	0	0	0	0
Los Angeles		3	3	270	0	1	3	0	2	0	0	0	1	0
Montreal		3	3	270	0	0	0	0	2	0	0	0	1	0
New England		1	0	21	0	0	0	0	0	0	0	0	0	0
New York City FC		2	1	104	0	0	1	1	1	0	0	0	0	0
New York Red Bulls		3	2	155	0	0	1	0	2	1	0	0	0	0
Orlando City SC		2	0	53	0	0	0	0	0	0	0	0	0	0
Philadelphia		4	3	271	0	0	0	0	2	2	0	0	0	0
Portland		3	3	270	0	0	0	0	4	0	0	0	0	0
Real Salt Lake		2	2	135	0	0	0	0	1	1	0	0	0	0
Seattle		2	2	178	1	0	2	1	0	0	1	0	0	0
San Jose		2	1	96	0	0	0	0	1	1	0	0	0	0
Toronto FC		1	1	90	0	0	0	0	2	0	0	0	0	0
Vancouver		1	1	90	0	0	0	0	0	0	0	0	0	0
MONTH		GP	GS	MIN	G	A	SHT	SOG	FC	FS	OFF	CK	C	E
March		3	2	186	0	0	0	0	2	0	0	0	0	0
April		2	2	180	0	0	1	0	1	0	0	0	0	0
May		6	4	364	0	0	0	0	3	2	0	0	0	0
June		5	5	450	0	1	2	1	1	1	0	0	0	0
July		13	11	1006	0	0	2	1	8	1	1	0	1	0
August		9	5	529	0	0	3	1	5	2	0	0	1	0
September		8	5	450	1	0	3	1	4	2	0	0	0	0
October		9	6	520	0	0	3	1	7	2	1	0	2	0

REGULAR-SEASON GAME HIGHS

Goals 1, Sept. 5, 2015, TOR at SEA
 Assists 1, June 18, 2016, TOR vs. LA
 Shots on Goal 1, 5 times, last: Oct. 23, 2016, TOR vs. CHI
 Shots 2, Sept. 5, 2015, TOR at SEA
 Fouls Committed 2, 9 times, last: Oct. 23, 2016, TOR vs. CHI
 Fouls Suffered 1, 10 times, last: Sept. 18, 2016, TOR vs. NYR

PERSONAL Eriq enjoys playing FIFA, doing crosswords and reading books.

2016 MLS PLAYOFFS Appeared and started in six matches, registering one assist, logging 600 minutes during the 2016 MLS Playoffs.

2016 Appeared in 15 matches, starting in 14, registering one assist, logging 1277 minutes during the 2016 MLS regular season.

2016 AMWAY CANADIAN CHAMPIONSHIP Appeared and started in four matches.

USL Appeared in two matches, logging 120 minutes during the 2016 USL regular season for Toronto FC II.

2015 MLS PLAYOFFS Appeared in one match, logging 45 minutes.

2015 Appeared in 18 matches, starting in 11, registering one goal while logging 1054 minutes. Registered his first professional goal for Toronto FC and in MLS on September 5 vs Seattle Sounders FC. Made his Toronto FC debut as a substitute on May 2 vs Philadelphia Union.

2015 AMWAY CANADIAN CHAMPIONSHIP Appeared and started in two matches.

2015 FRIENDLY MATCH Started the match and played 31 minutes on Wednesday, July 22 vs Sunderland A.F.C. Started the match and played 72 minutes on May 27 vs Manchester City F.C.

2014 Appeared in 17 matches, starting in 15, logging 1323 minutes while on loan with Chivas USA.

2013 Appeared in five matches, logging 31 minutes for Seattle Sounders FC. Made MLS debut at San Jose Earthquakes on March 23.



TORONTO FOOTBALL CLUB
KIA TRAINING GROUND & ACADEMY



3

ACADEMY

ACADEMY STAFF



LAURENT GUYOT

TORONTO FC ACADEMY DIRECTOR

Laurent Guyot was named Kia Toronto FC Academy Director on June 29, 2015.

Guyot, joins Toronto FC after most recently serving as the U-16 and U-17 head coach for the French National Team. In addition to his duties as head coach, Guyot served as an instructor with the French Football Federation (FFF) teaching both the youth pro licence and pro licence coaching programs. Over the past two years, Guyot also served as an instructor for the Elite Formation Coaching Licence (EFCL) program. The program is a partnership between the FFF and Major League Soccer, featuring a 16-month long youth development course, where academy coaches and directors would receive their EFCL licence, equivalent to the FFF's youth pro licence. Guyot is one

of few coaches to hold both his Youth Coaching Licence which he earned in 2005, and his Professional Coaching Licence which he earned in 2008.

Guyot began his coaching career in July 2002 as a youth coach with French club, FC Nantes. It was there he coached the U-15, U-18 and reserve side over the course of seven years. In January 2005, Guyot was named academy director of FC Nantes in addition to his coaching duties. He held both the position of academy director and coach until his departure in June 2009. During his time with FC Nantes, Guyot oversaw the development of a number of top players including: French international midfielder Dimitri Payet (now of West Ham United) and midfielder Jordan Veretout (FC Nantes), who won the U-20 FIFA World Cup with France in 2013. Following his time with FC Nantes, Guyot was named head coach of French Ligue 1 club, US Boulogne in July 2009 where he remained until December 2010. Guyot was later named head coach of French club, CS Sedan Ardennes in July 2011 and remained with the club for two seasons. He joined the FFF as the head coach of the U-17 team in July 2013.

Prior to his coaching career, Guyot played professionally for 14 years as a centre back, mainly for FC Nantes where he won the Ligue 1 title during the 1994-95 season. He began his playing career in the youth academy of FC Nantes and signed professionally in 1988. He remained with FC Nantes until the conclusion of the 1997-98 season. He joined Toulouse FC in July 1998 and played for one season before signing with EA Guingamp in July 1999. In total, Guyot played in 290 matches in Ligue 1 and 36 matches in Ligue 2 during his career, including matches in both the Europa League and UEFA Champions League (semi-final 1996). Guyot also represented his native France internationally at the U-17, U-18, U-20 and U-21 levels.



ACADEMY TEAM STAFF



DANNY DICHIO

TORONTO FC III HEAD COACH

Danny Dichio enters his first season as the Toronto FC III head coach.

Dichio was named head coach on December 19, 2016. He enters his seventh season with the Kia Toronto FC Academy. Dichio retired from playing in September 2009 and moved into coaching shortly after. He was assistant coach to the First Team in 2010 and took on the responsibility of running his own team at the start of the 2011 season. Dichio spent the past two seasons coaching the Kia Toronto FC Pod 1 team that competed in the Ontario Soccer U-21 League (OSL).

Dichio was born on October 19, 1974 in Hammersmith, London, England. He had a long playing career in Europe before moving across the Atlantic to join Toronto FC early in the club's inaugural season in 2007. He is still a popular figure amongst the fan base for Toronto FC and was immortalized in their minds as he became the first player to score a goal in team history on May 12, 2007. He was named to the 2007 MLS All-Star inactive roster later that year and finished the season with six goals. Dichio scored 14 goals for Toronto FC in a total of 59 appearances. On May 8, 2010 he was the second player to have his name and number added to Toronto's FC's Wall of Honour.

Dichio began his professional career with Queens Park Rangers in 1993 and went on to score 20 goals in 75 appearances for the London club. In 1997 he moved to Italy where he played for Sampdoria and Lecce before returning to England in 1998. Dichio won promotion to the English Premier League with Sunderland and was part of the squad that finished in seventh place in the top flight for two consecutive seasons. From there he moved to West Bromwich Albion where he also won promotion to the Premier League. He also spent time with Derby County, Millwall and Preston North End.

Dichio has completed his Elite Formation Coaching Licence program, a development course partnered by Major League Soccer (MLS) and the French Football Federation (FFF). He also holds a UEFA 'B' and United States Soccer Federation (USSF) 'A' & 'B' coaching licences. In addition to his coaching duties, Dichio also holds a club ambassador role for Toronto FC.



GIANNI CIMINI

U-17 KIA TORONTO FC ACADEMY HEAD COACH & POD 1 TECHNICAL ADMINISTRATOR

Gianni Cimini enters his first season as head coach of the U-17 Kia Academy team. He is currently in his fifth season with the Kia Toronto FC Academy.

Prior to joining the Academy, Cimini served as technical director at the Woodbridge Soccer Club where he helped take the club to its highest Provincial and Regional rankings. Cimini also spent time as a regional assistant coach with the Ontario Soccer Association.

As a player, Cimini attended Philadelphia University of the Atlantic Soccer Conference (ASC) where he earned first Team All-Conference awards in 2004 and 2005. Prior to Philadelphia University, Cimini was a member of the U-17 and U-18 Canadian national team.

Cimini holds a USSF "A" License (United States Soccer Federation), an NSCAA National Diploma, as well as a NSCAA Director of Coaching Diploma. In addition, Cimini holds a Bachelor of Education from the University of Toronto.

ACADEMY TEAM STAFF



ANTHONY CAPOTOSTO

U-16 KIA TORONTO FC ACADEMY HEAD COACH & POD 2 TECHNICAL ADMINISTRATOR

Anthony Capotosto enters his first season as the U-16 team head coach and seventh season with the Kia Toronto FC Academy.

Capotosto previously worked as head coach for the U-15 Kia Toronto FC Academy team, and also served as an assistant coach within the Academy. In addition to his role with the Academy, Capotosto also serves as head coach and manager of soccer operations at the University of Toronto. Capotosto has been on three European professional club visits for best coaching practices (Ipswich Town Football Club (England - 2008)) (Plymouth Argyle Football Club (England - 2010)) (Atletico Madrid Football Club (Spain - 2015)).

As a player at the University of Toronto, Capotosto was named an OUA all-star defender, during the five seasons he spent with the Varsity Blues. He also earned First Team All-Canadian honours and OUA East MVP honours in 2000 and 2001. He captained the Blues to the OUA title during his final season.

Capotosto holds a Canadian National 'B' coaching licence and United States Soccer Federation National 'B' and 'Y' licences. He recently completed and now holds the Elite French coaching licence through the French Football Federation and Major League Soccer.



MICHAEL STEFANO

U-15 KIA TORONTO FC ACADEMY HEAD COACH

Michael Stefano enters his second stint as U-15 team head coach and seventh season with the Kia Toronto FC Academy.

Stefano previously held roles as head coach of the Senior Kia Toronto FC Academy team, head coach of the Kia Toronto FC Academy U-16, U-13 teams and as an assistant coach within the Academy. During the 2014 campaign in the inaugural League 1 Ontario season, he led the Senior Academy team to undefeated regular season capturing the League 1 Ontario Championship and the Inter-Provincial Cup Championship. He has also worked under Danny Dichio and Jimmy Brennan during his time with the Academy.

Prior to joining the Academy, Stefano served as the technical director for West Toronto United Football Club. He also worked with the North York Soccer Association District Program. As a player, Stefano played for Club Uruguay in the OYSL and went on trial in Italy during the summer and fall of 1999 with three different clubs. In 2001, he won the TDCAA (Toronto District Catholic Athletic Association) Soccer Championship with St. Basil-the-Great College School.

Stefano became the first Canadian soccer coach to have earned the 'A' International Degree with the Professional Coaches' Association of Argentina (ATFA).



ACADEMY TEAM STAFF



TERRY DUNFIELD

U-14 KIA TORONTO FC ACADEMY HEAD COACH

Terry Dunfield enters his first season with the Kia Toronto FC Academy and as head coach of the U-14 Kia Academy team.

Dunfield was born on February 20, 1982 in Vancouver, BC, Canada. He recently retired from playing professionally after a 17 year playing career in England, Scotland and the Major League Soccer. At the age of 15, he joined Manchester City's Academy where he spent four seasons progressing through the youth ranks. After signing for the first team, he made his Premier League debut for The Sky Blues against Chelsea FC in 2001. Following 13 years playing in England with Bury, Macclesfield Town, and Shrewsbury Town, Dunfield returned to his home town of Vancouver, BC to join the Vancouver Whitecaps FC in 2010. He remained with the club for one season before being traded to Toronto FC in 2011. He played three seasons with the Reds and helped the club capture the 2012 Canadian Championship. Dunfield also captained the club and was named the Toronto FC MVP of the 2012 season by club officials. He registered his first goal for the Reds in injury time against his former club, Vancouver Whitecaps FC clinching a 3–2 home victory. Dunfield returned to Europe in 2014 and signed with Oldham Athletic in England where he played one season for the club. Following his time with Oldham, he signed with Scottish club Ross County in October 2014 and remained with the club until the conclusion of the 2015 season. Dunfield was a member of the Canadian Men's national team. He has earned 14 international caps for Canada and scored one goal. He registered his first international goal against Ecuador at BMO Field on June 1, 2011 in an international friendly. He represented Canada at the 2011 CONCACAF Gold Cup and 2011-12 CONCACAF / FIFA World Cup Qualifiers for Brazil 2014.

Dunfield recently completed and hold his UEFA 'B' coaching licences and is currently a UEFA 'A' candidate.



JONATHON MONDINO

U-13 KIA TORONTO FC ACADEMY HEAD COACH & POD 3 TECHNICAL ADMINISTRATOR

Jonathon Mondino enters his first season as U-13 team head coach with the Kia Toronto FC Academy. He is currently in his third season with the Kia Toronto FC Academy.

Prior to joining Toronto FC, Mondino was one of the youngest professional club technical directors in Ontario, when he guided youth players and programs under the semi-professional CSL (Canadian Soccer League) franchise SC Toronto. He was also the first assistant coach with the University of Toronto men's Varsity Blues soccer team. During his time with the Varsity Blues, he helped take the program to the Ontario Final Fours and the Canadian National Championships in Victoria, BC.

As a player, Mondino played OUA (Ontario University Athletics) for the Trent Excalibur of Trent University. He captained the team during his junior and senior year, winning the Coaches Award in his senior year. He also graduated with a Bachelor of Business Administration Degree.

Mondino holds a USSF (United States Soccer Federation) coaching license.



MARCO CASALINUOVO

U-12 KIA TORONTO FC ACADEMY HEAD COACH

Casalnuovo enters his second season as head coach of the U-12 Kia Academy team. He is currently in his third season with the Kia Toronto FC Academy.

Prior to joining the Academy, Casalnuovo served as head coach for the U-12, U-11 and U-10 age groups for Woodbridge Soccer Club and a Youth Director for Aurora Football Club.

As a player, Casalnuovo was a member of the Associazione Sportiva Roma (AS Roma) and Atalanta Bergamasca Calcio (Atalanta BC) Youth Academy teams in Italy. Following his time in Italy, he continued his highly successful playing background when he attended Santiago Canyon College of the Orange Empire Conference. He earned a spot on the All-OEC First-Team in 2007. Casalnuovo also captured a gold medal with team Ontario's U-15 and U-16 teams. He also represented the Canadian Men's national team at the U-15, U16 and U-17 levels. Casalnuovo was also a part of the player pool for the Canadian U-23 Olympic team.

Casalnuovo holds a United States Soccer Federation (USSF) National "B" License and a National Soccer Coaches Association of America (NSCAA) Director of Coaching Diploma.

ACADEMY TEAM STAFF



LUCIANO LOMBARDI

U-11 KIA TORONTO FC ACADEMY HEAD COACH & GOALKEEPING HEAD COACH, KIA TORONTO FC ACADEMY

Luciano Lombardi enters his first season as the U-11 team head coach and fifth season with the Kia Toronto FC Academy. In addition to his U-11 coaching duties, he will continue in his role as the goalkeeping head coach with the Kia Toronto FC Academy. During his time with the academy Lombardi has worked with goalkeepers at all ages, ranging from U-11 – Toronto FC III, with a primary focus on U-11 – U-16.

Lombardi also serves as head coach for the University of Toronto Women's soccer program, and had been on staff with the men's soccer program since 2009 as an assistant coach and goalkeeping coach. As a player, Lombardi attended the University of Toronto and helped lead the Varsity Blues to a CIS National silver medal in 2005.

Lombardi holds a CSA National 'B' License (Canadian Soccer Association), an NSCAA Advanced National Goalkeeping Diploma (National Soccer Coaches Association of America), and an OSA Goalkeeping Diploma (Ontario Soccer Association). Lombardi also holds a Bachelor of Education from the Ontario Institute for Studies in Education of the University of Toronto (OISE/UT), and is a certified teacher with the Ontario College of Teachers.



PHIL BOERGER

GOALKEEPING HEAD COACH, KIA TORONTO FC ACADEMY

Phil Boerger enters his second season as the goalkeeping coach for both Toronto FC II and the Kia Toronto FC Academy Pod One team.

Boerger was named goalkeeping coach for both Toronto FC II and the Kia Toronto FC Academy Pod 1 team on March 1, 2016. Prior to joining Toronto FC II and the Kia Toronto FC Academy, he spent the 2015 season at Florida Gulf Coast University. He began his coaching career with Syracuse University in 2012. He helped the Orange finish 17th in the nation and reached the NCAA Tournament Sweet Sixteen. He moved to the University of Jamestown for the start of the 2013 season. Following his time with the Jimmies, Boerger was named assistant coach for the Georgia Southern men's soccer team ahead of the 2014 season.

Boerger played his collegiate soccer at the University of Evansville and Syracuse University. He holds a Bachelor of Arts from Syracuse University and his Master of Science from Georgia Southern University.



ACADEMY TEAM STAFF



KEVIN MURPHY
Equipment Manager, TFC Academy



SAMRA HABTOM
Athletic Therapist,
TFC Academy



KEVIN HALFORD
Athletic Therapist,
TFC Academy



DINO LOPEZ
Toronto FC Academy
Assistant Coach



FABIAN CASAL
Strength & Conditioning Coach



SUE MCMILLAN
Manager,
Education



MAIRIN SCANNELL
Manager,
Academy Operations




ACADEMY GRADUATES



ASHTONE MORGAN
Signed March 17, 2011



JORDAN HAMILTON
Signed January 9, 2014



JAY CHAPMAN
Signed January 15, 2015



MOLHAM BABOULI
Signed March 5, 2016



SERGIO CAMARGO
Signed January 11, 2017



ACADEMY GRADUATES



DONEIL HENRY

Signed with Toronto FC on August 26, 2010

Signed with West Ham United Football Club on January 3, 2015



KIA TRAINING GROUND AND ACADEMY

In April 2011, Toronto FC unveiled plans to develop a state-of-the-art facility and soccer program that will look to develop the next generation of Canadian players through coaching, training, technology, equipment and support. The plans came to fruition and Kia Training Ground and Kia Toronto FC Academy opened its doors.

Located on 14-acres of land at Downsview Park, Kia Training Ground represents a \$21 million investment made by Toronto FC and Maple Leaf Sports & Entertainment in the future of Canadian soccer. After benchmarking some of the top soccer

practice facilities in Europe, United Kingdom and North America, Kia Training Ground includes four full-size grass fields (two heated), four artificial fields, including two with air-supported bubbles for year-round use, and a 40,000 square foot field house that will have locker rooms, training facilities and team offices. There is also a physiotherapy and rehabilitation area, private and cafeteria style dining and a video presentation theatre.



Accessible by public transportation and close to the major arteries, Downsview Park's existing sports venues and amenities complement Kia Training Ground and Academy. It already houses one of the biggest soccer facilities in the country with eight existing indoor and outdoor fields.

The completion of Kia Training Ground and Academy completes the club's sport and development vision to grow the game in Canada and provide Canadian players a world-class facility that will allow the next generation of professional soccer players to hone their skills.

Launched in 2008, the Academy Program's goal is to provide the most talented, committed and dedicated soccer players in the country an opportunity to receive advanced coaching instruction within the Academy structure and program. Currently there are over 200 players enrolled in the Kia Toronto FC Academy. Current Toronto FC players who have graduated from the Academy include: Ashtone Morgan, Jordan Hamilton, Mo Babouli, Jay Chapman and Sergio Camargo.



TORONTO FC ACADEMY TEAM ROSTER

NAME	POSITION	YEAR OF BIRTH
Darrin McLeod	Goalkeeper	1994-03-04
Jacob Cini	Defender	1994-11-09
Michael Marcantognini	Forward	1996-02-08
Kevon Black	Defender	1996-02-11
Eli Roubos	Defender	1996-02-28
Thomas Mickoski	Defender	1998-01-14
Nicholas Osorio	Midfielder	1998-01-20
Nikola Stakic	Defender	1998-01-26
Reshon Philip	Forward	1998-01-27
Steven Furlano	Defender	1998-02-06
Cyrus Rollocks	Forward	1998-03-23
Andrew Dias	Defender	1998-05-19
Robert (Robbie) Boskovic	Defender	1998-07-01
Richie Ennin	Forward	1998-09-17
Leonard Sohn	Defender	1998-10-16
Matthew Srbely	Midfielder	1998-11-29
Glenn Muenkat	Forward	1999-01-03
Dante Morrissette	Defender	1999-02-17
Brogan Engbers	Goalkeeper	1999-03-02
Marko Mandekic	Midfielder	1999-03-17
Jacob Maurutto	Defender	1999-05-02
Dante Campbell	Defender	1999-05-22
Kota Sakurai	Midfielder	1999-05-26
Ethan Beckford	Midfielder	1999-06-21
Marko Maletic	Defender	1999-06-23
Malik Smith	Defender	1999-07-12
Shaan Hundal	Forward	1999-07-14
Klaidi Cela	Defender	1999-07-16
Armando Caracciolo	Midfielder	1999-07-29
Riley Ferrazzo	Defender	1999-08-04
Afram Gorgees	Defender	2000-01-01
Steffen Yeates	Midfielder	2000-01-04
Kunle (OlaKunle) Dada-Luke	Forward	2000-01-12
Christian (Cristiano) Rossi	Goalkeeper	2000-01-23
Terique Mohammed	Midfielder	2000-01-27
Sunny Dhaliwal	Goalkeeper	2000-01-30
Josh Moreira	Midfielder	2000-03-14
Rocco (Antonio) Romeo	Defender	2000-03-25
Isaac Nichols	Forward	2000-04-14
Zakaria Abdi	Forward	2000-04-23

TORONTO FC ACADEMY TEAM ROSTER

NAME	POSITION	YEAR OF BIRTH
Gianluca Catalano	Goalkeeper	2000-05-06
Jordan Faria	Forward	2000-06-13
Luca Petrasso	Midfielder	2000-06-16
Christopher Castillo	Midfielder	2000-06-22
Julian Dunn	Defender	2000-07-11
Noble Okello	Midfielder	2000-07-20
Julian Manno	Defender	2000-11-25
Jonathan Sinopoli	Midfielder	2000-12-22
Daniel Assaf		2001-01-10
Tom Akinola	Forward	2001-01-16
Daniel Raimondo	Defender	2001-01-25
Rimi Olatunji	Goalkeeper	2001-01-31
Moises Corona		2001-02-11
Jaytin Pabla	Midfielder	2001-02-16
Alexander Krakowiak-Castro	Defender	2001-02-17
Antonio Carlini	Midfielder	2001-02-23
Mehdi Essoussi		2001-02-28
Elijah Le	Midfielder	2001-03-04
Lucas Areco	Midfielder	2001-03-29
Matthaus Garcia	Midfielder	2001-05-25
Themis Antonoglou	Forward	2001-06-02
Nick Christoffersen	Goalkeeper	2001-06-05
Michael Washington	Forward	2001-06-23
Ryan Robinson	Midfielder	2001-06-30
Osaze De Rosario	Forward	2001-07-19
Joe Mac	Midfielder	2001-07-19
Tysen Phillips	Defender	2001-08-01
Anthony Cerminara	Goalkeeper	2001-08-27
Sal Mazzafero	Defender	2001-10-11
Jacob Lozano	Midfielder	2002-01-01
Bennett Almeida	Defender	2002-01-29
Jonathan Ampas	Forward	2002-02-12
Amir Batyrev	Midfielder	2002-03-11
Rohan Goulbourne	Defender	2002-04-01
Ryan Fazzalari	Midfielder	2002-04-29
Theodore Carbone		2002-05-17
Julian Accettola	Forward	2002-05-22
Isaac Cardoso	Goalkeeper	2002-06-05
Joshua Solomon	Midfielder	2002-09-02

TORONTO FC ACADEMY TEAM ROSTER

NAME	POSITION	YEAR OF BIRTH
Nicholas Castillo	Midfielder	2002-09-10
Jacob Daum	Defender	2002-09-13
Jacen Russell-Rowe	Forward	2002-09-13
Kean Lam	Forward	2002-09-14
Jayden Nelson	Forward	2002-09-26
Matthew Sinopoli	Defender	2002-10-01
Matthew Wrobel	Forward	2002-10-22
Julian Altobelli	Midfielder	2002-11-04
Will Manning	Forward	2002-11-27
Cameron DaSilva	Defender	2002-12-19
Matthew Medeiros	Defender	2003-01-23
Kosi Thompson	Forward	2003-01-27
Stefano Capano	Forward	2003-02-15
Ifeoluwa Adenuga	Midfielder	2003-02-17
Denilson Clamp	Defender	2003-03-16
Juan Sanchez	Midfielder	2003-04-18
NaKye Greenidge-Duncan	Forward	2003-04-22
Charlie Bontis	Midfielder	2003-05-25
Evan Amaral	Defender	2003-06-15
Christian Calabro	Goalkeeper	2003-06-18
Amare Donkor	Defender	2003-06-21
Jason Gajadhar	Midfielder	2003-07-19
Lowell Wright	Defender	2003-08-19
Calum Morrison	Goalkeeper	2003-09-02
Dekwon Barrow	Forward	2004-01-16
Lucas Fiorini	Defender	2004-01-20
Fraser Geddes	Defender	2004-02-13
Keegan Walker	Forward	2004-02-17
Luca Accettola	Midfielder	2004-02-19
Benjamin Gonzalez	Defender	2004-03-12
Gabriel Pellegrino	Midfielder	2004-03-25
Aidan Hugo	Defender	2004-04-04
Juan Soto	Defender	2004-04-12
Marko Stojadinovic	Midfielder	2004-05-03
Jahkeele Marshall-Rutty	Forward	2004-06-16
Dino Bontis	Goalkeeper	2004-08-03
Cristiano Candelaresi	Forward	2004-09-18
Markus Cimermercic	Midfielder	2004-10-01
Adisa De Rosario	Goalkeeper	2004-10-10

TORONTO FC ACADEMY TEAM ROSTER

NAME	POSITION	YEAR OF BIRTH
Miran Duncan	Forward	2004-10-11
Christopher Korn	Defender	2004-10-13
Adamo Pantaleo	Forward	2005-01-10
Pariss Mitchell	Defender	2005-01-26
Kyrese Lynch-Bailey	Forward	2005-02-10
Dante Lomangino	Forward	2005-02-18
Rydel Ferreira	Midfielder	2005-02-19
Brian Polak	Defender	2005-03-10
Eric De Piero	Goalkeeper	2005-03-24
Ethan Kang	Midfielder	2005-04-30
PierCarlo Arghittu	Forward	2005-05-03
Matthew Rogers	Midfielder	2005-05-12
Nicholas Allison	Goalkeeper	2005-05-19
Jon-Michael Alexander Gordon	Defender	2005-06-27
Deklan Piggins	Forward	2005-08-21
Peter Wator	Forward	2005-09-07
Lucas Olguin	Midfielder	2005-09-26
Dony Lilia	Forward	2006-02-09
Adonis (Nikos) Botsinis	Forward	2006-04-12
Tristan Pusztahegy	Defender	2006-05-15
Boris Berezhnoy	Goalkeeper	2006-06-16
Philip Biondich	Defender	2006-07-11
Massimo Caruso	Defender	2006-07-23
Lazar Stefanovic	Defender	2006-08-10
Andrea Cimini	Midfielder	2006-08-12
Tyler Londono	Midfielder	2006-08-29
Noah Barna-Zuzic	Midfielder	2006-09-10
Matthew Dovale	Goalkeeper	2006-11-08
Michael Crocco	Midfielder	2006-11-21
Dylan Vanney	Forward	2007-11-29
Mason Vanney	Midfielder	2007-11-29





4

LAST SEASON

TORONTO FC 2016 RESULTS

MLS REGULAR SEASON

GAME	OPPONENT	DATE	RESULT	RECORD (W-L-T)
1	@ New York Red Bulls	Sunday, March 6	W 2-0	1-0-0
2	@ New York City FC	Sunday, March 13	D 2-2	1-0-1
3	@ Sporting KC	Sunday, March 20	L 1-0	1-1-1
4	@ Colorado Rapids	Saturday, April 2	L 1-0	1-2-1
5	@ New England Revolution	Saturday, April 9	D 1-1	1-2-2
6	@ D.C. United	Saturday, April 16	W 1-0	2-2-2
7	@ Montreal Impact	Saturday, April 23	W 2-0	3-2-2
8	@ Portland Timbers	Sunday, May 1	L 2-1	3-3-2
9	FC Dallas	Saturday, May 7	W 1-0	4-3-2
10	Vancouver Whitecaps FC	Saturday, May 14	L 4-3	4-4-2
11	New York City FC	Wednesday, May 18	D 1-1	4-4-3
12	Columbus Crew SC	Saturday, May 21	D 0-0	4-4-4
13	@ New York Red Bulls	Saturday, May 28	L 3-0	4-5-4
14	LA Galaxy	Saturday, June 18	W 1-0	5-5-4
15	@ Orlando City SC	Saturday, June 25	L 3-2	5-6-4
16	Seattle Sounders FC	Saturday, July 2	D 1-1	5-6-5
17	Chicago Fire	Saturday, July 9	W 1-0	6-6-5
18	@ Columbus Crew SC	Wednesday, July 13	D 1-1	6-6-6
19	@ San Jose Earthquakes	Saturday, July 16	L 2-1	6-7-6
20	D.C. United	Saturday, July 23	W 4-1	7-7-6
21	Columbus Crew SC	Sunday, July 31	W 3-0	8-7-6
22	Real Salt Lake	Wednesday, August 3	W 1-0	9-7-6
23	New England Revolution	Saturday, August 6	W 4-1	10-7-6
24	@ Houston Dynamo	Saturday, August 13	D 1-1	10-7-7
25	@ Philadelphia Union	Saturday, August 20	W 3-1	11-7-7
26	@ Orlando City SC	Wednesday, August 24	W 2-1	12-7-7
27	Montreal Impact	Saturday, August 27	L 1-0	12-8-7
28	@ Chicago Fire	Saturday, September 10	W 2-1	13-8-7
29	New York Red Bulls	Sunday, September 18	D 3-3	13-8-8
30	Philadelphia Union	Saturday, September 24	D 1-1	13-8-9
31	Orlando City SC	Wednesday, September 28	D 0-0	13-8-10
32	D.C. United	Saturday, October 1	L 2-1	13-9-10
33	@ Montreal Impact	Sunday, October 16	D 2-2	13-9-11
34	Chicago Fire	Sunday, October 23	W 3-2	14-9-11

MLS PLAYOFFS

GAME	OPPONENT	DATE	RESULT	RECORD (W-L-T)
1	Philadelphia Union	Wednesday, October 26	W 3-1	1-0-0
2	New York City FC	Sunday, October 30	W 2-0	2-0-0
3	@ New York City FC	Sunday, November 6	W 5-0	3-0-0
4	@ Montreal Impact	Tuesday, November 22	L 3-2	3-1-0
5	Montreal Impact	Wednesday, November 30	W 5-2	4-1-0
6	Seattle Sounders FC	Saturday, December 10	D 0-0 Pen. 5-4	4-1-1

2015 AMWAY CANADIAN CHAMPIONSHIP

GAME	OPPONENT	DATE	RESULT	RECORD (W-L-T)
1	Montreal Impact	Wednesday, June 1	W 4-2	1-0-0
2	@ Montreal Impact	Wednesday, June 8	D 0-0	1-0-1
3	Vancouver Whitecaps FC	Tuesday, June 21	W 1-0	2-0-1
4	@ Vancouver Whitecaps FC	Wednesday, June 29	L 2-1	2-1-1

TORONTO FC 2016 MLS PLAYER STATISTICS

2016 TORONTO FC STATISTICS (14-9-11, 53 PTS.) THROUGH GAMES OF OCTOBER 23, 2016

UNF	POS	PLAYER	GP	GS	MIN	G	A	SHT	SOG	FC	FS	OFF	CK	C	E
10	F	Sebastian Giovinco	28	28	2418	17	15	177	59	32	69	29	103	3	0
17	F	Jozy Altidore	23	16	1487	10	5	43	21	43	48	9	0	4	0
2	D	Justin Morrow	31	31	2653	5	4	15	7	8	16	5	0	5	0
22	F	Jordan Hamilton	14	11	911	3	1	20	12	9	12	14	1	0	0
3	D	Drew Moor	32	32	2880	3	0	21	6	15	29	0	0	3	0
87	F	Tosaint Ricketts	11	4	399	3	0	20	9	3	8	5	0	1	1
7	M	Will Johnson	23	19	1660	2	5	32	10	21	23	1	5	4	0
21	M	Jonathan Osorio	30	26	2440	2	5	24	7	25	30	1	5	2	0
18	M	Marky Delgado	28	23	1995	2	2	17	5	30	15	3	2	5	0
9	F	Tsubasa Endoh	21	15	1387	2	0	24	9	9	20	2	23	0	0
4	M	Michael Bradley	24	24	2160	1	5	12	3	28	20	0	46	5	0
24	D	Damien Perquis	12	11	986	1	1	4	1	12	14	3	0	3	0
28	D	Mark Bloom	7	5	339	0	2	2	1	4	4	0	0	1	0
14	M	Jay Chapman	18	9	780	0	2	12	5	14	9	0	0	1	0
8	M	Benoit Cheyrou	14	9	800	0	2	13	2	9	3	0	0	2	1
31	M	Armando Cooper	6	4	390	0	2	11	3	8	19	0	1	0	0
11	F	Mo Babouli	16	6	647	0	1	10	1	11	6	3	10	1	0
33	D	Steven Beitashour	29	29	2563	0	1	3	0	34	32	1	0	5	0
23	D	Josh Williams	15	11	918	0	1	2	0	7	3	0	0	0	1
15	F	Eriq Zavaleta	15	14	1277	0	1	4	1	7	4	1	0	2	0
48	M	Raheem Edwards	1	0	2	0	0	1	1	0	0	0	0	0	0
6	D	Nick Hagglund	16	8	847	0	0	3	1	13	6	1	0	0	0
19	F	Daniel Lovitz	12	5	406	0	0	6	0	11	8	0	2	1	0
5	D	Ashtone Morgan	7	0	157	0	0	2	0	6	0	1	0	2	0
20	M	Christopher Mannella	0	0	0	0	0	0	0	0	0	0	0	0	0
Own-goals received															
Team totals			34	34	3060	58	56	468	169	430	453	67	179	58	4
Opponent totals			34	34	3060	58	46	410	164	453	430	100	163	67	3

TORONTO FC INDIVIDUAL GOALKEEPING

UNF	POS	PLAYER	GP	GS	MIN	SHTS	SV	GA	GAA	PG	PA	W	L	T	SO
25	G	Alex Bono	16	15	1370	60	42	16	1.05	1	1	8	3	5	4
1	G	Clint Irwin	19	19	1690	76	50	23	1.22	2	2	6	6	6	6
Team totals			34	34	3060	136	92	39	1.15	3	3	14	9	11	10
Opponent totals			34	34	3060	164	109	51	1.5	4	6	9	14	11	6

*Played with other teams in 2016. Only Toronto FC statistics listed here.

GAME-WINNING GOALS

Sebastian Giovinco 4
Jonathan Osorio 2
Drew Moor 2
Tsubasa Endoh 2
Tosaint Ricketts 1

GAME-WINNING GOALS

Sebastian Giovinco 5
Jozy Altidore 3
Eriq Zavaleta 1
Jonathan Osorio 1
Marky Delgado 1

PENALTY KICK GOALS/ATTEMPTS

Sebastian Giovinco 4-4
Will Johnson 0-1
Jozy Altidore 0-1

TORONTO FC 2016

MLS PLAYOFFS PLAYER STATISTICS

2016 TORONTO FC POSTSEASON STATISTICS (4-1-1, 13 PTS.) THROUGH GAMES OF DECEMBER 10, 2016

UNF	POS	PLAYER	GP	GS	MIN	G	A	SHT	SOG	FC	FS	OFF	CK	C	E
17	F	Jozy Altidore	6	6	581	5	4	16	11	17	15	3	0	1	0
10	F	Sebastian Giovinco	6	6	557	4	4	37	12	10	27	3	24	0	0
87	F	Tosaint Ricketts	6	0	134	2	1	11	6	1	1	0	0	0	0
21	M	Jonathan Osorio	6	5	405	2	0	6	4	6	4	0	0	0	0
6	D	Nick Hagglund	6	6	600	1	2	5	2	5	1	0	0	0	0
31	M	Armando Cooper	6	6	430	1	1	8	2	13	17	0	2	1	0
4	M	Michael Bradley	6	6	600	1	0	2	1	6	6	0	9	2	0
8	M	Benoit Cheyrou	3	0	80	1	0	3	2	1	1	0	0	0	0
33	D	Steven Beitashour	6	6	574	0	2	0	0	5	10	0	0	0	0
7	M	Will Johnson	6	1	211	0	1	2	0	2	5	0	0	0	0
2	D	Justin Morrow	6	6	600	0	1	1	1	3	3	2	0	0	0
15	F	Eriq Zavaleta	6	6	600	0	1	2	0	9	0	0	0	0	0
28	D	Mark Bloom	2	0	26	0	0	0	0	1	1	0	0	0	0
18	M	Marky Delgado	1	0	2	0	0	0	0	0	0	0	0	0	0
1	G	Clint Irwin	6	6	600	0	0	0	0	0	0	0	0	0	0
3	D	Drew Moor	6	6	600	0	0	2	2	5	1	0	0	0	0
11	F	Mo Babouli	0	0	0	0	0	0	0	0	0	0	0	0	0
25	G	Alex Bono	0	0	0	0	0	0	0	0	0	0	0	0	0
14	M	Jay Chapman	0	0	0	0	0	0	0	0	0	0	0	0	0
9	F	Tsubasa Endoh	0	0	0	0	0	0	0	0	0	0	0	0	0
22	F	Jordan Hamilton	0	0	0	0	0	0	0	0	0	0	0	0	0
19	F	Daniel Lovitz	0	0	0	0	0	0	0	0	0	0	0	0	0
20	M	Christopher Mannella	0	0	0	0	0	0	0	0	0	0	0	0	0
5	D	Ashtone Morgan	0	0	0	0	0	0	0	0	0	0	0	0	0
40	G	Quillan Roberts	0	0	0	0	0	0	0	0	0	0	0	0	0
23	D	Josh Williams	0	0	0	0	0	0	0	0	0	0	0	0	0
		Team totals	6	6	600	17	17	95	43	84	96	8	35	4	0
		Opponent totals	6	6	600	6	8	61	20	96	84	8	25	12	0

TORONTO FC INDIVIDUAL GOALKEEPING

UNF	POS	PLAYER	GP	GS	MIN	SHTS	SV	GA	GA A	PG	PA	W	L	T	SO	RECORD	
1	G	Clint Irwin	6	6	600	20	13	6	0.9	0	0	0	4	1	1	3	1-0-1
		Team totals	6	6	600	20	13	6	0.9	0	0	0	4	1	1	3	1-0-1
		Opponent totals	6	6	600	43	25	17	2.5	5	1	1	1	4	1	1	0-1-1

GAME-WINNING GOALS

Sebastian Giovinco 4
Jonathan Osorio 2
Drew Moor 2
Tsubasa Endoh 2
Tosaint Ricketts 1
Justin Morrow 1
Marky Delgado 1
Jozy Altidore 1

GAME-WINNING GOALS

Sebastian Giovinco 5
Jozy Altidore 3
Eriq Zavaleta 1
Jonathan Osorio 1
Marky Delgado 1
Armando Cooper 1
Benoit Cheyrou 1
Michael Bradley 1

PENALTY KICK GOALS/ATTEMPTS

Sebastian Giovinco 4-4
Will Johnson 0-1
Jozy Altidore 0-1



2016 MLS GAME BY GAME SUMMARY

TORONTO FC (1-0-0) VS NEW YORK RED BULLS (0-1-0)

DATE: MARCH 6, 2016 -- RED BULL ARENA

GOALS BY PERIOD	1	2	TOT
Toronto FC	1	2	2
New York Red Bull	1	0	0

SCORING SUMMARY:

TOR--Giovino 1 (penalty kick) 82
TOR--Delgado 1 (Giovino 1) 91+

TORONTO FC--Clint Irwin, Steven Beitashour, Damien Perquis, Drew Moor, Justin Morrow, Will Johnson, Michael Bradley, Jonathan Osorio, Tsubasa Endoh (Ashtone Morgan 84), Sebastian Giovinco, Daniel Lovitz (Marky Delgado 68).

TOTAL SHOTS: 12 (Giovino 5); **SHOTS ON GOAL:** 5 (Giovino 2); **FOULS:** 12 (Lovitz 4); **OFFSIDE:** 5; **CORNER KICKS:** 4; **SAVES:** Irwin 1; **CAUTIONS:** Lovitz 38, Giovino 88; **EJECTIONS:** None.

NEW YORK RED BULLS--Luis Robles, Sal Zizzo, Ronald Zubar (Sean Davis 85), Gideon Baah, Kemar Lawrence, Lloyd Sam (Anatole Abang 73), Felipe Martins, Sacha Kljestan, Dax McCarty, Mike Grella (Shaun Wright-Phillips 79), Bradley Wright-Phillips.

TOTAL SHOTS: 11 (Sam 3); **SHOTS ON GOAL:** 1 (McCarty 1); **FOULS:** 12 (3 tied with 2); **OFFSIDE:** 3; **CORNER KICKS:** 2; **SAVES:** Robles 3; **CAUTIONS:** Zubar 47, B. Wright-Phillips 94+; **EJECTIONS:** None.

Referee: Allen Chapman
Referee's Assistants: Jeff Muschik, James Conlee
4th Official: Jorge Gonzalez.
Attendance: 21,303.

TORONTO FC (1-0-1) VS NEW YORK CITY FC (1-0-1)

DATE: MARCH 13, 2016 -- YANKEE STADIUM

GOALS BY PERIOD	1	2	TOT
Toronto FC	1	1	2
New York City FC	2	0	2

SCORING SUMMARY:

NYC--Villa 1 (penalty kick) 24
NYC--Villa 2 (Diskerud 2) 28
TOR--Perquis 1 (Giovino 2) 47+
TOR--Giovino 2 (Johnson 1) 76

TORONTO FC--Clint Irwin, Steven Beitashour, Damien Perquis, Drew Moor, Justin Morrow, Marky Delgado, Tsubasa Endoh (Benoit Cheyrou 59), Will Johnson (Josh Williams 90), Michael Bradley, Jonathan Osorio (Ashtone Morgan 88), Sebastian Giovinco.

TOTAL SHOTS: 10 (Giovino 6); **SHOTS ON GOAL:** 4 (Giovino 3); **FOULS:** 10 (Giovino 3); **OFFSIDE:** 6; **CORNER KICKS:** 1; **SAVES:** Irwin 4; **CAUTIONS:** Morgan 90; **EJECTIONS:** None.

NEW YORK CITY FC--Josh Saunders, Frederic Brillant, Jason Hernandez, Ronald Matarrita, Mix Diskerud, Federico Bravo, Andrea Pirlo, Thomas McNamara (Mikey Lopez 77), Khiry Shelton (Ethan White 78), David Villa, Tony Taylor (Steven Mendoza 67).

TOTAL SHOTS: 15 (Villa 6); **SHOTS ON GOAL:** 7 (Villa 4); **FOULS:** 15 (Bravo 6); **OFFSIDE:** 3; **CORNER KICKS:** 4; **SAVES:** Saunders 2; **CAUTIONS:** Bravo 52, Lopez 89; **EJECTIONS:** None.

Referee: Alan Kelly
Referee's Assistants: Brian Dunn, Eric Weisbrod
4th Official: Mark Kadlecik.
Attendance: 30,315.

TORONTO FC (1-1-1) VS SPORTING KANSAS CITY (3-0-0)

DATE: MARCH 20, 2016 -- CHILDREN'S MERCY PARK

GOALS BY PERIOD	1	2	TOT
Toronto FC	0	0	0
Sporting KC	0	1	1

SCORING SUMMARY:

KC--Davis 1 (Dwyer 1) 70

TORONTO FC--Clint Irwin, Steven Beitashour, Damien Perquis, Josh Williams (Jay Chapman 86), Justin Morrow, Michael Bradley, Marky Delgado, Will Johnson, Tsubasa Endoh (Mo Babouli 77), Benoit Cheyrou (Jozy Altidore 77), Sebastian Giovinco.

TOTAL SHOTS: 12 (Giovino 5); **SHOTS ON GOAL:** 4 (Giovino 2); **FOULS:** 12 (Bradley 4); **OFFSIDE:** 3; **CORNER KICKS:** 2; **SAVES:** Irwin 2; **CAUTIONS:** Cheyrou 60, Morrow 71; **EJECTIONS:** None.

SPORTING KANSAS CITY--Tim Melia, Chance Myers, Nuno Andre Coelho, Matt Besler, Amadou Dia, Jordi Quintilla (Lawrence Olum 81), Soni Mustivar, Roger Espinoza (Ejected 84), Connor Hallisey (Brad Davis 45), Dom Dwyer, Graham Zusi.

TOTAL SHOTS: 7 (Davis 2); **SHOTS ON GOAL:** 3 (Davis 2); **FOULS:** 13 (Dia 3, Espinoza 3); **OFFSIDE:** 0; **CORNER KICKS:** 3; **SAVES:** Melia 4; **CAUTIONS:** Melia 87; **EJECTIONS:** Espinoza 84.

Referee: Baldomero Toledo
Referee's Assistants: Eduardo Mariscal, Jason White
4th Official: Fotis Bazakos.
Attendance: 19,867.

TORONTO FC (1-2-1) VS COLORADO RAPIDS (2-1-1)

DATE: APRIL 2, 2016 -- DICK'S SPORTING GOODS PARK

GOALS BY PERIOD	1	2	TOT
Toronto FC	0	0	0
Colorado	1	0	1

SCORING SUMMARY:

COL--Solignac 1 (Pappa 2) 18

TORONTO FC--Clint Irwin, Steven Beitashour, Damien Perquis (Ashtone Morgan 76), Drew Moor, Justin Morrow, Will Johnson, Michael Bradley, Benoit Cheyrou (Ejected 13), Daniel Lovitz (Jonathan Osorio 27), Sebastian Giovinco, Mo Babouli (Jozy Altidore 60).

TOTAL SHOTS: 11 (Giovino 5); **SHOTS ON GOAL:** 2 (Altidore 1, Giovino 1); **FOULS:** 6 (Cheyrou 2, Perquis 2); **OFFSIDE:** 1; **CORNER KICKS:** 6; **SAVES:** Irwin 7; **CAUTIONS:** Cheyrou 11, Perquis 48; **EJECTIONS:** Cheyrou 13.

CHICAGO FIRE--Zac MacMath, Eric Miller, Bobby Burling, Axel Sjoberg, Marc Burch, Sam Cronin, Marco Pappa (Dominique



2016 MLS GAME BY GAME SUMMARY

Badji 61), Dillon Powers, Micheal Azira (Dillon Serna 82), Shkelzen Gashi (Conor Doyle 73), Luis Solignac.

TOTAL SHOTS: 23 (Gashi 5); **SHOTS ON GOAL:** 8 (Sjoberg 2, Solignac 2); **FOULS:** 22 (3 tied with 3); **OFFSIDE:** 3; **CORNER KICKS:** 8; **SAVES:** MacMath 2; **CAUTIONS:** Burch 45, Burling 59, C. Doyle 82; **EJECTIONS:** None.

Referee: Ismail Elfath

Referee's Assistants: Kermit Quisenberry, Kevin Klinger

4th Official: Younes Marrakchi.

Attendance: 10,772.

TORONTO FC (1-2-2) VS NEW ENGLAND REVOLUTION (1-1-4)

DATE: APRIL 9, 2016 -- GILLETTE STADIUM

GOALS BY PERIOD	1	2	TOT
Toronto FC	0	1	1
New England	1	0	1

SCORING SUMMARY:

NE--Rowe 1 (Watson 1, Koffie 1) 14

TOR--Giovino 3 (Altdore 1, Johnson 2) 58

TORONTO FC--Clint Irwin, Steven Beitashour, Damien Perquis, Drew Moor, Justin Morrow, Marky Delgado (Ashtone Morgan 84), Will Johnson, Sebastian Giovinco, Michael Bradley, Jonathan Osorio, Jozy Altidore (Mo Babouli 70).

TOTAL SHOTS: 10 (Giovino 5); **SHOTS ON GOAL:** 1 (Giovino 1); **FOULS:** 10 (Altdore 4); **OFFSIDE:** 1; **CORNER KICKS:** 3; **SAVES:** Irwin 7; **CAUTIONS:** Morrow 58, Altidore 61, Johnson 73, Babouli 91+; **EJECTIONS:** None.

NEW ENGLAND REVOLUTION--Bobby Shuttleworth, Je-Vaughn Watson, Andrew Farrell, Jose Goncalves, Chris Tierney, Scott Caldwell (Daigo Kobayashi 73), Kelyn Rowe, Lee Nguyen, Gershon Koffie, Diego Fagundez (Charlie Davies 78), Teal Bunbury (Femi Hollinger-Janzen 90).

TOTAL SHOTS: 13 (Bunbury 5); **SHOTS ON GOAL:** 8 (Bunbury 3); **FOULS:** 11 (Bunbury 2, Nguyen 2); **OFFSIDE:** 2; **CORNER KICKS:** 3; **SAVES:** None; **CAUTIONS:** Koffie 20; **EJECTIONS:** None.

Referee: Edwin Jurisevic

Referee's Assistants: Peter Manikowski, Danny Thornberry

4th Official: Mark Kadlecik.

Attendance: 16,935.

TORONTO FC (2-2-2) VS D.C. UNITED (1-3-3)

DATE: APRIL 16, 2016 -- RFK STADIUM

GOALS BY PERIOD	1	2	TOT
Toronto FC	1	0	1
D.C. United	0	0	0

SCORING SUMMARY:

TOR--Giovino 4 (Delgado 1, Altidore 2) 0:58

TORONTO FC--Clint Irwin, Steven Beitashour, Josh Williams (Damien Perquis 68), Drew Moor, Justin Morrow, Marky Delgado (Jay Chapman 65), Will Johnson, Sebastian Giovinco, Michael Bradley, Jonathan Osorio, Jozy Altidore.

TOTAL SHOTS: 10 (Giovino 5); **SHOTS ON GOAL:** 3 (3 tied with 1); **FOULS:** 12 (Altdore 3); **OFFSIDE:** 4; **CORNER KICKS:** 3; **SAVES:** Irwin 3; **CAUTIONS:** Altidore 35, Irwin 88; **EJECTIONS:** None.

D.C. UNITED--Travis Worra, Sean Franklin, Steve Birnbaum, Bobby Boswell, Taylor Kemp, Patrick Nyarko (Luciano Acosta 68), Nick DeLeon, Marcelo Sarvas, Lamar Neagle, Chris Rolfe (Alvaro Saborio 61), Fabian Espindola.

TOTAL SHOTS: 18 (Rolfe 4); **SHOTS ON GOAL:** 3 (Espindola 2); **FOULS:** 18 (Sarvas 5); **OFFSIDE:** 2; **CORNER KICKS:** 5; **SAVES:** Worra 2; **CAUTIONS:** Sarvas 89, Birnbaum 95+; **EJECTIONS:** None.

Referee: Mathieu Bourdeau

Referee's Assistants: Craig Lowry, Oscar Mitchell-Carvalho

4th Official: Jose Carlos Rivero.

Attendance: 16,236.

TORONTO FC (3-2-2) VS MONTREAL IMPACT (4-3-0)

DATE: APRIL 23, 2016 -- SAPUTO STADIUM

GOALS BY PERIOD	1	2	TOT
Toronto FC	1	1	2
Montreal	0	0	0

SCORING SUMMARY:

TOR--Giovino 5 (penalty kick) 40

TOR--Giovino 6 (Johnson 3) 81

TORONTO FC--Clint Irwin, Steven Beitashour, Damien Perquis, Drew Moor, Justin Morrow, Jonathan Osorio, Michael Bradley, Will Johnson, Marky Delgado (Josh Williams 90), Sebastian Giovinco (Mo Babouli 89), Jozy Altidore.

TOTAL SHOTS: 10 (Giovino 6); **SHOTS ON GOAL:** 4 (Giovino 2, Osorio 2); **FOULS:** 13 (Altdore 3, Johnson 3); **OFFSIDE:** 2; **CORNER KICKS:** 8; **SAVES:** Irwin 2; **CAUTIONS:** Morrow 27; **EJECTIONS:** None.

MONTREAL IMPACT--Evan Bush, Hassoun Camara (Maxim Tissot 20), Victor Cabrera, Laurent Ciman, Ambroise Oyongo, Marco Donadel, Dominic Oduro, Ignacio Piatti, Eric Alexander (Patrice Bernier 57), Harry Shipp (Johan Venegas 69), Didier Drogba.

TOTAL SHOTS: 11 (Drogba 6); **SHOTS ON GOAL:** 2 (Ciman 1, Drogba 1); **FOULS:** 12 (Donadel 3); **OFFSIDE:** 1; **CORNER KICKS:** 7; **SAVES:** Bush 2; **CAUTIONS:** None; **EJECTIONS:** None.

Referee: Ted Unkel

Referee's Assistants: Joe Fletcher, Daniel Belleau

4th Official: Geoff Gamble.

Attendance: 20,801.

TORONTO FC (3-3-2) VS PORTLAND TIMBERS (3-3-3)

DATE: MAY 1, 2016 -- PROVIDENCE PARK

GOALS BY PERIOD	1	2	TOT
Toronto FC	1	0	1
Portland	1	1	2

2016 MLS GAME BY GAME SUMMARY

SCORING SUMMARY:

POR--Adi 7 (Valeri 3, Mattocks 1) 17
TOR--Johnson 1 (Giovino 3) 40
POR--Valeri 2 (free kick) 74

TORONTO FC--Clint Irwin, Steven Beitashour (Jay Chapman 89), Damien Perquis, Drew Moor, Justin Morrow (Daniel Lovitz 82), Marky Delgado, Tsubasa Endoh (Mo Babouli 78), Michael Bradley, Will Johnson, Jozy Altidore, Sebastian Giovinco.

TOTAL SHOTS: 18 (Giovino 7); **SHOTS ON GOAL:** 5 (Johnson 2); **FOULS:** 10 (Altidore 4); **OFFSIDE:** 0; **CORNER KICKS:** 4; **SAVES:** Irwin 1; **CAUTIONS:** Perquis 57; **EJECTIONS:** None.

PORTLAND TIMBERS--Jake Gleeson, Zarek Valentin, Nat Borchers, Liam Ridgeway, Chris Klute, Diego Valeri (Jack Jewsbury 90), Diego Chara, Darlington Nagbe, Lucas Melano (Dairon Asprilla 81), Fanendo Adi, Darren Mattocks (Ben Zemanski 56).

TOTAL SHOTS: 8 (Adi 3, Valeri 3); **SHOTS ON GOAL:** 3 (Valeri 2); **FOULS:** 18 (Adi 4, Chara 4); **OFFSIDE:** 3; **CORNER KICKS:** 3; **SAVES:** Gleeson 4; **CAUTIONS:** Ridgeway 62, Asprilla 82; **EJECTIONS:** None.

Referee: Baldomero Toledo
Referee's Assistants: Adam Garner, Jeremy Hanson
4th Official: Baboucarr Jallow.
Attendance: 21,144.

FC DALLAS (5-4-2) VS TORONTO FC (4-3-2)

DATE: MAY 7, 2016 -- BMO FIELD

GOALS BY PERIOD	1	2	TOT
FC Dallas	0	0	0
Toronto FC	1	0	1

SCORING SUMMARY:

TOR--Endoh 1 (Giovino 4) 28

FC DALLAS--Jesse Gonzalez, Ryan Hollingshead, Zach Loyd, Walker Zimmerman, Maynor Figueroa, Kellyn Acosta, Mauro Diaz, Victor Ulloa (Mauro Rosales 81), Michael Barrios (Carlos Lizarazo 72), Maximiliano Urruti, Tesho Akindele (Fabian Castillo 45).

TOTAL SHOTS: 10 (Acosta 3); **SHOTS ON GOAL:** 3 (Castillo 2); **FOULS:** 14 (Diaz 3); **OFFSIDE:** 2; **CORNER KICKS:** 4; **SAVES:** Gonzalez 2, Hollingshead 1; **CAUTIONS:** Ulloa 39; **EJECTIONS:** None.

TORONTO FC--Clint Irwin, Steven Beitashour, Damien Perquis, Drew Moor, Justin Morrow, Marky Delgado (Jonathan Osorio 57), Tsubasa Endoh (Josh Williams 90), Michael Bradley, Will Johnson, Jozy Altidore, Sebastian Giovinco.

TOTAL SHOTS: 17 (Giovino 10); **SHOTS ON GOAL:** 4 (Giovino 2); **FOULS:** 19 (Altidore 5); **OFFSIDE:** 3; **CORNER KICKS:** 4; **SAVES:** Irwin 3; **CAUTIONS:** Delgado 14, Bradley 43, Beitashour 74, Johnson 87, Altidore 96+; **EJECTIONS:** None.

Referee: Jorge Gonzalez
Referee's Assistants: Peter Manikowski, Gianni Facchini
4th Official: Silvju Petrescu.
Attendance: 30,025.

VANCOUVER WHITECAPS FC (6-5-2) VS

TORONTO FC (4-4-2)

DATE: MAY 14, 2016 -- BMO FIELD

GOALS BY PERIOD	1	2	TOT
Vancouver	2	2	4
Toronto FC	1	2	3

SCORING SUMMARY:

VAN--Manneh 2 (unassisted) 12
VAN--Bolanos 4 (unassisted) 38
TOR--Giovino 7 (Perquis 1) 17
TOR--Giovino 8 (Bradley 1) 66
VAN--Manneh 3 (Morales 3) 70
VAN--Morales 5 (Manneh 2) 72
TOR--Moor 1 (Giovino 5) 80

VANCOUVER WHITECAPS FC---David Ousted, Fraser Aird (Ejected 76), Tim Parker, Pa-Modou Kah, Jordan Harvey, Christian Bolanos, Russell Teibert, Pedro Morales (Andrew Jacobson 89), Kekuta Manneh (Jordan Smith 78), Matias Laba, Erik Hurtado (Blas Perez 85).

TOTAL SHOTS: 8 (Manneh 5); **SHOTS ON GOAL:** 6 (Manneh 3); **FOULS:** 13 (Laba 4); **OFFSIDE:** 2; **CORNER KICKS:** 0; **SAVES:** Ousted 7; **CAUTIONS:** Kah 35, Aird 63, Perez 89; **EJECTIONS:** Aird 76.

TORONTO FC--Clint Irwin, Steven Beitashour, Damien Perquis (Daniel Lovitz 78), Drew Moor, Justin Morrow, Will Johnson, Tsubasa Endoh, Michael Bradley, Jonathan Osorio (Jay Chapman 79), Jozy Altidore (Mo Babouli 38), Sebastian Giovinco.

TOTAL SHOTS: 21 (Giovino 9); **SHOTS ON GOAL:** 10 (Giovino 6); **FOULS:** 10 (4 tied with 2); **OFFSIDE:** 1; **CORNER KICKS:** 11; **SAVES:** Irwin 2; **CAUTIONS:** Giovino 94+; **EJECTIONS:** None.

Referee: Robert Sibiga
Referee's Assistants: Brian Dunn, Daniel Belleau
4th Official: Fotis Bazakos.
Attendance: 24,748.

NEW YORK CITY FC (4-3-5) VS TORONTO FC (4-4-3)

DATE: MAY 18, 2016 -- BMO FIELD

GOALS BY PERIOD	1	2	TOT
New York City FC	1	0	1
Toronto FC	1	0	1

SCORING SUMMARY:

NYC--Poku 1 (Mullins 1, Mendoza 1) 16
TOR--Johnson 2 (Williams 1, Babouli 1) 42

NEW YORK CITY FC--Josh Saunders, Ethan White (R.J. Allen 57), Frederic Brillant, Jason Hernandez, Diego Martinez (Andoni Iraola 66), Mix Diskerud, Federico Bravo, Kwadwo Poku (David Villa 74), Steven Mendoza, Patrick Mullins, Mehdi Ballouchy.

TOTAL SHOTS: 7 (Mullins 2, Poku 2); **SHOTS ON GOAL:** 3 (3 tied with 1); **FOULS:** 13 (Mullins 4); **OFFSIDE:** 2; **CORNER KICKS:** 1; **SAVES:** Saunders 6; **CAUTIONS:** Mullins 19, Bravo 56, Diskerud 70, Villa 85; **EJECTIONS:** None.

TORONTO FC--Clint Irwin, Steven Beitashour, Josh Williams, Drew Moor, Justin Morrow, Will Johnson, Tsubasa Endoh, Michael Bradley, Jay Chapman (Daniel Lovitz 90), Mo Babouli, Sebastian Giovinco.



2016 MLS GAME BY GAME SUMMARY

TOTAL SHOTS: 11 (Giovino 4); **SHOTS ON GOAL:** 7 (Giovino 3); **FOULS:** 14 (Babouli 4); **OFFSIDE:** 4; **CORNER KICKS:** 9; **SAVES:** Irwin 1; **CAUTIONS:** Bradley 39; **EJECTIONS:** None.

Referee: Sorin Stoica
Referee's Assistants: Peter Balciunas, Matthew Nelson
4th Official: Silviu Petrescu
Attendance: 30,262.

COLUMBUS CREW SC (2-4-5) VS TORONTO FC (4-4-4)

DATE: MAY 21, 2016 -- BMO FIELD

GOALS BY PERIOD	1	2	TOT
Columbus	0	0	0
Toronto FC	0	0	0

SCORING SUMMARY:

None

COLUMBUS CREW SC--Steve Clark, Harrison Afful, Michael Parkhurst, Gaston Sauro (Rodrigo Saravia 35), Corey Ashe, Wil Trapp, Justin Meram (Hector Jimenez 85), Federico Higuain, Mohammed Saëd, Cedrick Mabwati (Ethan Finlay 67), Ola Kamara.

TOTAL SHOTS: 15 (Higuain 4, Meram 4); **SHOTS ON GOAL:** 5 (Higuain 3); **FOULS:** 7 (Sauro 2); **OFFSIDE:** 2; **CORNER KICKS:** 6; **SAVES:** Clark 2; **CAUTIONS:** Trapp 88; **EJECTIONS:** None.

TORONTO FC--Clint Irwin, Eriq Zavaleta, Josh Williams (Tsubasa Endoh 54), Drew Moor, Steven Beitashour, Will Johnson, Michael Bradley, Jay Chapman (Jonathan Osorio 45), Justin Morrow (Daniel Lovitz 72), Mo Babouli, Sebastian Giovinco.

TOTAL SHOTS: 8 (Giovino 8); **SHOTS ON GOAL:** 2 (Giovino 2); **FOULS:** 9 (Morrow 2); **OFFSIDE:** 3; **CORNER KICKS:** 13; **SAVES:** Irwin 4; **CAUTIONS:** Morrow 56, Beitashour 82; **EJECTIONS:** None.

Referee: Nima Saghaei
Referee's Assistants: Craig Lowry, Anthony Vasoli
4th Official: Hilario Grajeda.
Attendance: 26,252.

TORONTO FC (4-5-4) VS NEW YORK RED BULLS (6-7-1)

DATE: MAY 28, 2016 -- RED BULL ARENA

GOALS BY PERIOD	1	2	TOT
Toronto FC	0	0	0
New York Red Bulls	3	0	0

SCORING SUMMARY:

NYR--B. Wright-Phillips 6 (Kljestan 9) 4
NYR--B. Wright-Phillips 7 (Kljestan 10) 25
NYR--B. Wright-Phillips 8 (Grella 3, Felipe Martins 3) 27

TORONTO FC--Clint Irwin, Steven Beitashour, Damien Perquis, Drew Moor, Justin Morrow (Jordan Hamilton 59), Marky Delgado, Will Johnson, Jonathan Osorio, Daniel Lovitz (Jay Chapman 78), Sebastian Giovinco (Ashtone Morgan 21), Mo Babouli.

TOTAL SHOTS: 18 (Johnson 4); **SHOTS ON GOAL:** 7 (Johnson 2); **FOULS:** 12 (Morgan 3); **OFFSIDE:** 2; **CORNER KICKS:** 9; **SAVES:** Irwin 1; **CAUTIONS:** Morgan 63, Perquis 84; **EJECTIONS:** None.

NEW YORK RED BULLS--Luis Robles, Sal Zizzo, Ronald Zubar, Aurelien Collin, Connor Lade, Gonzalo Veron (Ejected 43), Felipe

Martins, Sacha Kljestan (Sean Davis 76), Dax McCarty, Mike Grella (Gideon Baah 68), Bradley Wright-Phillips (Brandon Allen 83).

TOTAL SHOTS: 7 (B. Wright-Phillips 3); **SHOTS ON GOAL:** 4 (B. Wright-Phillips 3); **FOULS:** 11 (McCarty 3, B. Wright-Phillips 3); **OFFSIDE:** 1; **CORNER KICKS:** 6; **SAVES:** Robles 7; **CAUTIONS:** McCarty 68; **EJECTIONS:** Veron 43.

Referee: Allen Chapman
Referee's Assistants: Jason White, Kathryn Nesbitt
4th Official: Rubiel Vazquez.
Attendance: 20,324.

LA GALAXY (5-3-6) VS TORONTO FC (5-5-4)

DATE: JUNE 18, 2016 -- BMO FIELD

GOALS BY PERIOD	1	2	TOT
Los Angeles	0	0	0
Toronto FC	0	1	1

SCORING SUMMARY:

TOR--Moor 2 (Zavaleta 1, Cheyrou 1) 76

LA GALAXY--Brian Rowe, A.J. DeLaGarza, Daniel Steres, Jelle Van Damme, Ashley Cole (David Romney 83), Baggio Husidic, Nigel de Jong, Jeff Larentowicz, Mike Magee (Jose Villarreal 77), Alan Gordon (Emmanuel Boateng 66), Sebastian Lletget.

TOTAL SHOTS: 10 (Lletget 4); **SHOTS ON GOAL:** 2 (Lletget 2); **FOULS:** 8 (Van Damme 4); **OFFSIDE:** 0; **CORNER KICKS:** 5; **SAVES:** Rowe 5; **CAUTIONS:** DeLaGarza 28; **EJECTIONS:** None.

TORONTO FC--Clint Irwin, Steven Beitashour, Eriq Zavaleta, Drew Moor, Justin Morrow, Marky Delgado (Nick Hagglund 81), Benoit Cheyrou, Jonathan Osorio, Tsubasa Endoh (Will Johnson 66), Sebastian Giovinco, Jordan Hamilton (Mo Babouli 67).

TOTAL SHOTS: 15 (Giovino 8); **SHOTS ON GOAL:** 6 (Giovino 4); **FOULS:** 7 (Osorio 2); **OFFSIDE:** 2; **CORNER KICKS:** 9; **SAVES:** Irwin 2; **CAUTIONS:** None; **EJECTIONS:** None.

Referee: Ricardo Salazar
Referee's Assistants: Adam Garner, Oscar Mitchell-Carvalho
4th Official: Geoff Gamble.
Attendance: 30,025.

TORONTO FC (5-6-4) VS ORLANDO CITY SC (4-3-8)

DATE: JUNE 25, 2016 -- CAMPING WORLD STADIUM

GOALS BY PERIOD	1	2	TOT
Toronto FC	0	2	2
Orlando City SC	1	2	3

SCORING SUMMARY:

ORL--Larin 8 (Molino 4, Winter 2) 5
TOR--Hamilton 1 (Osorio 1, Morrow 1) 47
ORL--Winter 3 (Molino 5) 83
TOR--Morrow 1 (Giovino 6, Osorio 2) 90
ORL--Kaka 3 (penalty kick) 100+

TORONTO FC--Clint Irwin (Alex Bono 70), Nick Hagglund, Drew Moor, Josh Williams (Ejected 99+), Justin Morrow, Will Johnson (Marky Delgado 45), Benoit Cheyrou (Mo Babouli 86), Tsubasa Endoh, Jonathan Osorio, Sebastian Giovinco, Jordan Hamilton.

2016 MLS GAME BY GAME SUMMARY

TOTAL SHOTS: 12 (Giovino 6); **SHOTS ON GOAL:** 4 (Giovino 2); **FOULS:** 12 (Hamilton 3); **OFFSIDE:** 4; **CORNER KICKS:** 5; **SAVES:** Irwin 3; **CAUTIONS:** Osorio 66; **EJECTIONS:** Williams 99+.

ORLANDO CITY SC--Joseph Bendik, Kevin Alston, Tommy Redding, David Mateos, Brek Shea, Darwin Ceren, Kevin Molino (Servando Carrasco 86), Kaka, Cristian Higuita, Adrian Winter, Cyle Larin (Julio Baptista 79).

TOTAL SHOTS: 17 (Santos Leite 5); **SHOTS ON GOAL:** 6 (Santos Leite 2, Winter 2); **FOULS:** 10 (Higuita 3); **OFFSIDE:** 3; **CORNER KICKS:** 7; **SAVES:** Bendik 2; **CAUTIONS:** Mateos 32; **EJECTIONS:** None.

Referee: Ismail Elfath
Referee's Assistants: Sean Hurd, Kyle Longville
4th Official: Caleb Mendez.
Attendance: 27,818.

SEATTLE SOUNDERS FC (5-9-2) VS TORONTO FC (5-6-5) DATE: JULY 2, 2016 -- BMO FIELD

GOALS BY PERIOD	1	2	TOT
Seattle	0	1	1
Toronto FC	0	1	1

SCORING SUMMARY:
TOR--Hamilton 2 (unassisted) 60
SEA--Morris 6 (J. Jones 1) 61

SEATTLE SOUNDERS FC--Stefan Frei, Tyrone Mears, Zach Scott, Chad Marshall (Tony Alfaro 51), Jovoin Jones, Osvaldo Alonso, Cristian Roldan, Erik Friberg, Aaron Kovar (Herculez Gomez 85), Jordan Morris, Andreas Ivanschitz (Nelson Haedo Valdez 70).

TOTAL SHOTS: 12 (Valdez 3); **SHOTS ON GOAL:** 3 (3 tied with 1); **FOULS:** 10 (J. Jones 3); **OFFSIDE:** 0; **CORNER KICKS:** 8; **SAVES:** Frei 2; **CAUTIONS:** None; **EJECTIONS:** None.

TORONTO FC--Alex Bono, Eriq Zavaleta (Raheem Edwards 88), Damien Perquis, Nick Hagglund, Steven Beitashour, Tsubasa Endoh (Benoit Cheyrou 77), Jay Chapman (Jonathan Osorio 70), Marky Delgado, Mark Bloom, Jordan Hamilton, Sebastian Giovinco.

TOTAL SHOTS: 12 (Giovino 4); **SHOTS ON GOAL:** 3 (3 tied with 1); **FOULS:** 13 (Delgado 4); **OFFSIDE:** 3; **CORNER KICKS:** 3; **SAVES:** Bono 1; **CAUTIONS:** Delgado 44, Beitashour 91+; **EJECTIONS:** None.

Referee: Kevin Stott
Referee's Assistants: Adam Wienckowski, Philippe Briere
4th Official: Mathieu Bourdeau.
Attendance: 26,750.

CHICAGO FIRE (3-8-5) VS TORONTO FC (6-6-5) DATE: JULY 9, 2016 -- BMO FIELD

GOALS BY PERIOD	1	2	TOT
Chicago	0	0	0
Toronto FC	1	0	1

SCORING SUMMARY:
TOR--Morrow 2 (Giovino 7, Osorio 3) 9

CHICAGO FIRE--Sean Johnson, Rodrigo Ramos, Johan Kappelhof, Jonathan Campbell, Brandon Vincent, Michael Stephens (Michael de Leeuw 45), Joao Meira, Khaly Thiam

(Razvan Cocis 78), John Goossens (Arturo Alvarez 62), Kennedy Igboananike, David Accam.

TOTAL SHOTS: 11 (Accam 3, Igboananike 3); **SHOTS ON GOAL:** 2 (Accam 1, Goossens 1); **FOULS:** 17 (Meira 4); **OFFSIDE:** 1; **CORNER KICKS:** 3; **SAVES:** Johnson 4; **CAUTIONS:** None; **EJECTIONS:** None.

TORONTO FC--Alex Bono, Steven Beitashour, Eriq Zavaleta, Drew Moor, Justin Morrow, Marky Delgado, Benoit Cheyrou, Tsubasa Endoh (Jay Chapman 82), Jonathan Osorio (Nick Hagglund 90), Jordan Hamilton (Mo Babouli 85), Sebastian Giovinco.

TOTAL SHOTS: 23 (Giovino 13); **SHOTS ON GOAL:** 6 (Endoh 2); **FOULS:** 14 (Giovino 4); **OFFSIDE:** 0; **CORNER KICKS:** 8; **SAVES:** Bono 2; **CAUTIONS:** None; **EJECTIONS:** None.

Referee: Silviu Petrescu
Referee's Assistants: Jeff Hosking, Jason White
4th Official: Caleb Mendez.
Attendance: 27,934.

TORONTO FC (6-6-6) VS COLUMBUS CREW SC (3-7-8) DATE: JULY 13, 2016 -- MAPFRE STADIUM

GOALS BY PERIOD	1	2	TOT
Toronto FC	0	1	1
Columbus	0	1	1

SCORING SUMMARY:
CLB--Afful 1 (unassisted) 54
TOR--Hamilton 3 (Chapman 1, Cheyrou 2) 64

TORONTO FC--Alex Bono, Mark Bloom (Nick Hagglund 57), Eriq Zavaleta, Drew Moor, Josh Williams, Justin Morrow (Jay Chapman 59), Marky Delgado (Tsubasa Endoh 45), Benoit Cheyrou, Jonathan Osorio, Mo Babouli, Jordan Hamilton.

TOTAL SHOTS: 9 (3 tied with 2); **SHOTS ON GOAL:** 3 (3 tied with 1); **FOULS:** 10 (Osorio 3); **OFFSIDE:** 2; **CORNER KICKS:** 5; **SAVES:** Bono 3; **CAUTIONS:** Bloom 32; **EJECTIONS:** None.

COLUMBUS CREW SC--Steve Clark, Harrison Afful, Michael Parkhurst, Tyson Wahl, Corey Ashe (Waylon Francis 89), Wil Trapp, Ethan Finlay (Cedrick Mabwati 45), Dilly Duka (Hector Jimenez 67), Justin Meram, Tony Tchani, Ola Kamara.

TOTAL SHOTS: 10 (Afful 3, O. Kamara 3); **SHOTS ON GOAL:** 4 (4 tied with 1); **FOULS:** 4 (Meram 2); **OFFSIDE:** 3; **CORNER KICKS:** 7; **SAVES:** Clark 2; **CAUTIONS:** None; **EJECTIONS:** None.

Referee: Robert Sibiga
Referee's Assistants: Jeff Muschik, James Conlee
4th Official: Fotis Bazakos.
Attendance: 13,410.

TORONTO FC (6-7-6) VS SAN JOSE EARTHQUAKES (6-6-7) DATE: JULY 16, 2016 -- AVAYA STADIUM

GOALS BY PERIOD	1	2	TOT
Toronto FC	1	0	1
San Jose	1	1	2

SCORING SUMMARY:
SJ--Amarikwa 2 (Alashe 1) 30
TOR--Morrow 3 (Hamilton 1, Beitashour 1) 44
SJ--Dawkins 2 (Cato 1) 70



2016 MLS GAME BY GAME SUMMARY

TORONTO FC--Alex Bono, Steven Beitashour (Mo Babouli 72), Josh Williams, Drew Moor, Justin Morrow, Jay Chapman, Benoit Cheyrou, Tsubasa Endoh, Jonathan Osorio (Marky Delgado 76), Jordan Hamilton (Nick Hagglund 76), Sebastian Giovinco.

TOTAL SHOTS: 22 (Giovinco 10); **SHOTS ON GOAL:** 5 (Giovinco 2, Hamilton 2); **FOULS:** 5 (5 tied with 1); **OFFSIDE:** 1; **CORNER KICKS:** 7; **SAVES:** Bono 1; **CAUTIONS:** None; **EJECTIONS:** None.

SAN JOSE EARTHQUAKES--David Bingham, Cordell Cato, Victor Bernardez, Jordan Stewart, Shaun Francis, Alberto Quintero (Ejected 53), Fatai Alashe, Anibal Godoy (Ejected 42), Simon Dawkins (Chad Barrett 89), Chris Wondolowski (Adam Jahn 87), Quincy Amarikwa (Shea Salinas 58).

TOTAL SHOTS: 8 (Dawkins 4); **SHOTS ON GOAL:** 3 (Amarikwa 2); **FOULS:** 12 (Amarikwa 3); **OFFSIDE:** 4; **CORNER KICKS:** 1; **SAVES:** Bingham 4; **CAUTIONS:** Alashe 33; **EJECTIONS:** Godoy 42, Quintero 53.

Referee: Alejandro Mariscal
Referee's Assistants: Ian Anderson, Adam Garner
4th Official: Allen Chapman.
Attendance: 18,000.

D.C. UNITED (5-8-7) VS TORONTO FC (7-7-6) DATE: JULY 23, 2016 -- BMO FIELD

GOALS BY PERIOD	1	2	TOT
D.C. United	1	0	1
Toronto FC	3	1	4

SCORING SUMMARY:

TOR--Giovinco 9 (free kick) 21
DC--Jeffrey 2 (Sam 5, Franklin 1) 24
TOR--Delgado 2 (unassisted) 29
TOR--Giovinco 10 (free kick) 39
TOR--Giovinco 11 (Bloom 1) 91+

D.C. UNITED--Travis Worra, Sean Franklin, Kofi Opare, Steve Birnbaum, Taylor Kemp, Lloyd Sam (Patrick Nyarko 71), Jared Jeffrey, Marcelo Sarvas (Lamar Neagle 58), Luciano Acosta, Nick DeLeon, Alvaro Saborio (Patrick Mullins 58).

TOTAL SHOTS: 13 (5 tied with 2); **SHOTS ON GOAL:** 4 (4 tied with 1); **FOULS:** 18 (Jeffrey 5); **OFFSIDE:** 1; **CORNER KICKS:** 3; **SAVES:** Worra 6; **CAUTIONS:** Sarvas 28, Jeffrey 38; **EJECTIONS:** None.

TORONTO FC--Alex Bono, Steven Beitashour, Eriq Zavaleta, Drew Moor, Justin Morrow, Marky Delgado, Benoit Cheyrou, Jay Chapman (Jozy Altidore 72), Tsubasa Endoh (Mark Bloom 89), Jordan Hamilton (Tosaint Ricketts 71), Sebastian Giovinco.

TOTAL SHOTS: 20 (Giovinco 7); **SHOTS ON GOAL:** 10 (Giovinco 4); **FOULS:** 11 (Chapman 3); **OFFSIDE:** 2; **CORNER KICKS:** 5; **SAVES:** Bono 3; **CAUTIONS:** Chapman 17, Moor 54, Delgado 60; **EJECTIONS:** None.

Referee: Armando Villarreal
Referee's Assistants: Matthew Nelson, Andrew Bigelow
4th Official: Mathieu Bourdeau.
Attendance: 26,349.

COLUMBUS CREW SC (3-8-10) VS TORONTO FC (8-7-6) DATE: JULY 31, 2016 -- BMO FIELD

GOALS BY PERIOD	1	2	TOT
Columbus	0	0	0
Toronto FC	2	1	3

SCORING SUMMARY:

TOR--Endoh 2 (Giovinco 8) 8
TOR--Giovinco 12 (Chapman 2) 24
TOR--Altidore 1 (Giovinco 9) 87

COLUMBUS CREW SC--Steve Clark, Harrison Afful (Adam Jahn 74), Michael Parkhurst, Tyson Wahl, Waylon Francis, Wil Trapp, Cedrick Mabwati (Ethan Finlay 45), Federico Higuaín (Dilly Duka 67), Justin Meram, Tony Tchani, Ola Kamara.

TOTAL SHOTS: 11 (0. Kamara 4); **SHOTS ON GOAL:** 4 (0. Kamara 2); **FOULS:** 10 (Tchani 3); **OFFSIDE:** 2; **CORNER KICKS:** 3; **SAVES:** Clark 3; **CAUTIONS:** Tchani 89, Parkhurst 91+; **EJECTIONS:** None.

TORONTO FC--Alex Bono, Steven Beitashour, Eriq Zavaleta, Drew Moor, Justin Morrow, Tsubasa Endoh (Josh Williams 87), Marky Delgado, Jay Chapman (Mark Bloom 76), Jonathan Osorio, Jordan Hamilton (Jozy Altidore 57), Sebastian Giovinco.

TOTAL SHOTS: 12 (Giovinco 7); **SHOTS ON GOAL:** 6 (Giovinco 3); **FOULS:** 10 (Beitashour 3); **OFFSIDE:** 2; **CORNER KICKS:** 3; **SAVES:** Bono 4; **CAUTIONS:** None; **EJECTIONS:** None.

Referee: Allen Chapman
Referee's Assistants: Joe Fletcher, Kyle Longville
4th Official: Geoff Gamble.
Attendance: 23,979.

REAL SALT LAKE (9-7-7) VS TORONTO FC (9-7-6) DATE: AUGUST 3, 2016 -- BMO FIELD

GOALS BY PERIOD	1	2	TOT
Real Salt Lake	0	0	0
Toronto FC	1	0	1

SCORING SUMMARY:

TOR--Ricketts 1 (Giovinco 10, Altidore 3) 68

REAL SALT LAKE--Nick Rimando, Tony Beltran (Devon Sandoval 86), Justen Glad, Aaron Maund, Demar Phillips, John Stertzer (Luke Mulholland 61), Kyle Beckerman, Javier Morales (Omar Holness 78), Juan Manuel Martinez, Olmes Garcia, Joao Plata.

TOTAL SHOTS: 11 (Plata 4); **SHOTS ON GOAL:** 3 (Plata 2); **FOULS:** 7 (Maund 2); **OFFSIDE:** 4; **CORNER KICKS:** 2; **SAVES:** None; **CAUTIONS:** Maund 88; **EJECTIONS:** None.

TORONTO FC--Alex Bono, Steven Beitashour, Josh Williams, Drew Moor, Justin Morrow, Tsubasa Endoh (Nick Hagglund 83), Marky Delgado, Jay Chapman (Jozy Altidore 56), Jonathan Osorio, Jordan Hamilton (Tosaint Ricketts 56), Sebastian Giovinco.

TOTAL SHOTS: 113 (Giovinco 6); **SHOTS ON GOAL:** 2 (Giovinco 1, Ricketts 1); **FOULS:** 7 (Osorio 2); **OFFSIDE:** 5; **CORNER KICKS:** 3; **SAVES:** Bono 3; **CAUTIONS:** None; **EJECTIONS:** None.

2016 MLS GAME BY GAME SUMMARY

Referee: Alan Kelly

Referee's Assistants: Claudiu Badea, Gianni Facchini

4th Official: Fotis Bazakos.

Attendance: 27,859.

NEW ENGLAND REVOLUTION (6-9-8)

VS TORONTO FC (10-7-6)

DATE: AUGUST 6, 2016 -- BMO FIELD

GOALS BY PERIOD	1	2	TOT
New England	0	1	0
Toronto FC	2	2	4

SCORING SUMMARY:

TOR--Giovino 13 (unassisted) 20

TOR--Giovino 14 (Bloom 2) 29

TOR--Giovino 15 (penalty kick) 76

NE--Bunbury 2 (Rowe 4) 88

TOR--Altdore 2 (Bradley 2) 93+

NEW ENGLAND REVOLUTION--Bobby Shuttleworth, Darrius Barnes, London Woodberry, Jose Goncalves, Chris Tierney, Diego Fagundez (Je-Vaughn Watson 65), Gershon Koffie (Teal Bunbury 57), Lee Nguyen, Daigo Kobayashi, Kelyn Rowe, Kei Kamara (Zachary Herivaux 80).

TOTAL SHOTS: 11 (Rowe 3); **SHOTS ON GOAL:** 3 (3 tied with 1); **FOULS:** 13 (Barnes 3); **OFFSIDE:** 4; **CORNER KICKS:** 4; **SAVES:** Shuttleworth 3; **CAUTIONS:** Koffie 54; **EJECTIONS:** None.

TORONTO FC--Alex Bono, Josh Williams, Drew Moor, Nick Hagglund, Steven Beitashour (Ashtone Morgan 79), Jay Chapman (Marky Delgado 62), Michael Bradley, Jonathan Osorio, Mark Bloom, Tosaint Ricketts (Jozy Altidore 60), Sebastian Giovinco.

TOTAL SHOTS: 15 (Giovinco 5); **SHOTS ON GOAL:** 7 (Giovinco 3, Ricketts 3); **FOULS:** 7 (Osorio 3); **OFFSIDE:** 0; **CORNER KICKS:** 5; **SAVES:** Bono 2; **CAUTIONS:** None; **EJECTIONS:** None.

Referee: Ted Unkel

Referee's Assistants: Jeff Muschik, Oscar Mitchell-Carvalho
4th Official: Mark Geiger.

Attendance: 27,495.

TORONTO FC (10-7-7) VS HOUSTON DYNAMO (4-10-9)

DATE: AUGUST 14, 2016 -- BBVA COMPASS STADIUM

GOALS BY PERIOD	1	2	TOT
Houston	1	0	0
Toronto FC	1	0	0

SCORING SUMMARY:

HOU--Maidana 3 (Manotas 1, Wenger 3) 8

TOR--Altdore 3 (Giovinco 11) 24

TORONTO FC--Alex Bono, Josh Williams, Drew Moor, Nick Hagglund, Mark Bloom (Jay Chapman 16), Marky Delgado, Michael Bradley, Jonathan Osorio, Justin Morrow (Ashtone Morgan 41), Jozy Altidore (Tosaint Ricketts 71), Sebastian Giovinco.

TOTAL SHOTS: 16 (Giovinco 6); **SHOTS ON GOAL:** 5 (Altdore 2); **FOULS:** 9 (Bradley 3, Chapman 3); **OFFSIDE:** 3; **CORNER KICKS:** 7; **SAVES:** Bono 4; **CAUTIONS:** Bradley 82; **EJECTIONS:** None.

HOUSTON DYNAMO--Joe Willis, Sheanon Williams, Jalil Anibaba, Agus, Abdoulie Mansally (Ejected 47+), Andrew Wenger (Raul Rodriguez 45), Alex, Collen Warner, Cristian Maidana (Ricardo Clark 65), Boniek Garcia, Mauro Manotas (Will Bruin 83).

TOTAL SHOTS: 16 (Manotas 7); **SHOTS ON GOAL:** 6 (Maidana 2, Manotas 2); **FOULS:** 5 (Mansally 2); **OFFSIDE:** 1; **CORNER KICKS:** 4; **SAVES:** Willis 3; **CAUTIONS:** None; **EJECTIONS:** Mansally 47+.

Referee: Hilario Grajeda

Referee's Assistants: James Conlee, Apolinar Mariscal

4th Official: Jair Marrufo.

Attendance: 17,474.

TORONTO FC (11-7-7) VS

PHILADELPHIA UNION (9-9-7)

DATE: AUGUST 20, 2016 -- TALEN ENERGY STADIUM

GOALS BY PERIOD	1	2	TOT
Toronto FC	3	0	3
Philadelphia	1	0	1

SCORING SUMMARY:

TOR--Giovinco 16 (Delgado 2) 18

PHI--Tribbett 2 (Barnetta 3) 24

TOR--Moor 3 (Bradley 3) 30

TOR--Altdore 4 (Johnson 4) 44

TORONTO FC--Alex Bono, Steven Beitashour, Eriq Zavaleta, Drew Moor, Justin Morrow, Marky Delgado, Michael Bradley, Will Johnson (Nick Hagglund 71), Jonathan Osorio, Jozy Altidore (Tosaint Ricketts 74), Sebastian Giovinco (Jay Chapman 81).

TOTAL SHOTS: 8 (Giovinco 5); **SHOTS ON GOAL:** 5 (Altdore 2, Giovinco 2); **FOULS:** 11 (Altdore 3, Moor 3); **OFFSIDE:** 0; **CORNER KICKS:** 5; **SAVES:** Bono 4; **CAUTIONS:** Moor 40, Morrow 42, Johnson 45, Bradley 58; **EJECTIONS:** None.

PHILADELPHIA UNION--Andre Blake, Keegan Rosenberry, Ken Tribbett (Joshua Yaro 45), Richard Marquez, Fabinho, Alejandro Bedoya, Ilsonho (Fabian Herbers 74), Tranquillo Barnetta, Chris Pontius, Warren Creavalle (Roland Alberg 62), C.J. Sapong.

TOTAL SHOTS: 13 (Pontius 4); **SHOTS ON GOAL:** 5 (Pontius 2); **FOULS:** 17 (Bedoya 4); **OFFSIDE:** 0; **CORNER KICKS:** 8; **SAVES:** Blake 2; **CAUTIONS:** Barnetta 67, Yaro 73; **EJECTIONS:** None..

Referee: Mark Geiger

Referee's Assistants: Claudiu Badea, Kevin Klinger

4th Official: Rubiel Vazquez.

Attendance: 18,271.

TORONTO FC (13-8-7) VS CHICAGO FIRE (6-13-8)

DATE: SEPTEMBER 10, 2016 -- TOYOTA PARK

GOALS BY PERIOD	1	2	TOT
Toronto FC	1	1	2
Chicago	0	1	1

SCORING SUMMARY:

TOR--Altdore 6 (Morrow 2, Johnson 5) 33

TOR--Osorio 1 (Altdore 4) 52

CHI--de Leeuw 4 (Goossens 4) 58



2016 MLS GAME BY GAME SUMMARY

TORONTO FC--Alex Bono, Steven Beitashour, Eriq Zavaleta, Drew Moor, Justin Morrow, Marky Delgado (Nick Hagglund 77), Jonathan Osorio, Michael Bradley, Will Johnson, Jozy Altidore (Jordan Hamilton 83), Tosaint Ricketts (Armando Cooper 63).

TOTAL SHOTS: 14 (Ricketts 4); **SHOTS ON GOAL:** 3 (3 tied with 1); **FOULS:** 6 (Bradley 2); **OFFSIDE:** 1; **CORNER KICKS:** 2; **SAVES:** Bono 3; **CAUTIONS:** None; **EJECTIONS:** None.

CHICAGO FIRE--Sean Johnson, Johan Kappelhof, Jonathan Campbell, Joao Meira, Brandon Vincent (David Arshakyan 79), Arturo Alvarez, Razvan Cocis, Michael de Leeuw, John Goossens, Matt Polster (David Accam 56), Luis Solignac.

TOTAL SHOTS: 12 (de Leeuw 4); **SHOTS ON GOAL:** 4 (de Leeuw 2); **FOULS:** 12 (Cocis 3, Vincent 3); **OFFSIDE:** 1; **CORNER KICKS:** 10; **SAVES:** Johnson 1; **CAUTIONS:** None; **EJECTIONS:** None.

Referee: Marcos de Oliveira

Referee's Assistants: Chris Strickland, Eric Weisbrod

4th Official: Mark Geiger.

Attendance: 18,391.

NEW YORK RED BULLS (12-9-9) VS TORONTO FC (13-8-8) DATE: SEPTEMBER 18, 2016 -- BMO FIELD

GOALS BY PERIOD	1	2	TOT
New York Red Bulls	2	1	3
Toronto FC	1	2	3

SCORING SUMMARY:

NYR--own goal (Beitashour) 12

NYR--B. Wright-Phillips 19 (unassisted) 31

TOR--Bradley 1 (Morrow 3, Osorio 4) 41

NYR--B. Wright-Phillips 20 (Kijestran 16, Muyl 5) 48

TOR--Altidore 7 (free kick) 68

TOR--Altidore 8 (Bradley 4) 86

NEW YORK RED BULLS--Luis Robles, Chris Duvall, Aurelien Collin, Damien Perrinelle, Kemar Lawrence, Felipe Martins, Alex Muyl (Sal Zizzo 69), Sacha Kijestran, Sean Davis (Dax McCarty 81), Daniel Royer (Mike Grella 60), Bradley Wright-Phillips.

TOTAL SHOTS: 11 (B. Wright-Phillips 8); **SHOTS ON GOAL:** 6 (B. Wright-Phillips 4); **FOULS:** 15 (Davis 4); **OFFSIDE:** 4; **CORNER KICKS:** 4; **SAVES:** Robles 2; **CAUTIONS:** Duvall 81, Martins 92+; **EJECTIONS:** None.

TORONTO FC--Alex Bono, Steven Beitashour, Eriq Zavaleta (Tsubasa Endoh 64), Drew Moor, Justin Morrow, Will Johnson (Daniel Lovitz 63), Jonathan Osorio, Michael Bradley, Marky Delgado (Armando Cooper 53), Jozy Altidore, Jordan Hamilton.

TOTAL SHOTS: 11 (Altidore 6); **SHOTS ON GOAL:** 5 (Altidore 4); **FOULS:** 6 (Altidore 2); **OFFSIDE:** 3; **CORNER KICKS:** 4; **SAVES:** Bono 3; **CAUTIONS:** None; **EJECTIONS:** None.

Referee: Robert Sibiga

Referee's Assistants: Daniel Belleau, Jeff Muschik

4th Official: Geoff Gamble.

Attendance: 24,078.

PHILADELPHIA UNION (11-11-9) VS TORONTO FC (13-8-9) DATE: SEPTEMBER 24, 2016 -- BMO FIELD

GOALS BY PERIOD	1	2	TOT
Philadelphia	1	0	1
Toronto FC	0	1	1

SCORING SUMMARY:

PHI--Bedoya 1 (Herbers 7) 25

TOR--Morrow 4 (Osorio 5) 70

PHILADELPHIA UNION--Andre Blake, Keegan Rosenberry, Ken Tribbett, Richard Marquez, Fabinho, Warren Creavalle, Fabian Herbers (Ilisinho 67), Alejandro Bedoya, Chris Pontius (Charlie Davies 80), Brian Carroll, C.J. Sapong.

TOTAL SHOTS: 8 (Herbers 3); **SHOTS ON GOAL:** 3 (Herbers 2); **FOULS:** 12 (Alves 3); **OFFSIDE:** 2; **CORNER KICKS:** 2; **SAVES:** Blake 1; **CAUTIONS:** Marquez 65; **EJECTIONS:** None.

TORONTO FC--Clint Irwin, Steven Beitashour (Daniel Lovitz 87), Nick Hagglund, Drew Moor, Justin Morrow, Will Johnson (Marky Delgado 59), Jonathan Osorio, Michael Bradley, Benoit Cheyrou, Jozy Altidore, Jordan Hamilton (Mo Babouli 77)

TOTAL SHOTS: 10 (Altidore 4); **SHOTS ON GOAL:** 2 (Hamilton 1, Morrow 1); **FOULS:** 6 (Altidore 2); **OFFSIDE:** 4; **CORNER KICKS:** 4; **SAVES:** Irwin 2; **CAUTIONS:** Johnson 24, Altidore 94+; **EJECTIONS:** None.

Referee: Ismail Elfath

Referee's Assistants: Peter Manikowski, Philippe Briere

4th Official: Silviu Petrescu.

Attendance: 26,455.

ORLANDO CITY SC (7-10-14) VS TORONTO FC (13-8-10) DATE: SEPTEMBER 28, 2016 -- BMO FIELD

GOALS BY PERIOD	1	2	TOT
Orlando City SC	0	0	0
Toronto FC	0	0	0

SCORING SUMMARY:

None

ORLANDO CITY SC--Joseph Bendik, Kevin Alston, Jose Aja, David Mateos, Luke Boden, Kevin Molino (Julio Baptista 86), Kaka, Servando Carrasco, Brek Shea (Matias Perez Garcia 75), Cyle Larin, Carlos Rivas (Cristian Higueta 40).

TOTAL SHOTS: 8 (Santos Leite 3); **SHOTS ON GOAL:** 3 (3 tied with 1); **FOULS:** 14 (Aja 3, Carrasco 3); **OFFSIDE:** 1; **CORNER KICKS:** 8; **SAVES:** Bendik 4; **CAUTIONS:** Shea 45, Higueta 62; **EJECTIONS:** None.

TORONTO FC--Alex Bono, Steven Beitashour, Drew Moor, Nick Hagglund, Justin Morrow, Marky Delgado (Daniel Lovitz 75), Jonathan Osorio (Benoit Cheyrou 86), Michael Bradley, Armando Cooper (Will Johnson 78), Jozy Altidore, Tosaint Ricketts (Ejected 70).

TOTAL SHOTS: 15 (3 tied with 3); **SHOTS ON GOAL:** 4 (4 tied with 1); **FOULS:** 15 (Altidore 5); **OFFSIDE:** 1; **CORNER KICKS:** 7; **SAVES:** Bono 3; **CAUTIONS:** Ricketts 56, Beitashour 74; **EJECTIONS:** Ricketts 70.

Referee: Alan Kelly

Referee's Assistants: Eric Weisbrod, Oscar Mitchell-Carvalho

4th Official: Daniel Radford.

Attendance: 23,805.

2016 MLS GAME BY GAME SUMMARY

D.C. UNITED (10-9-13) VS TORONTO FC (13-9-10) DATE: OCTOBER 1, 2016 -- BMO FIELD

GOALS BY PERIOD	1	2	TOT
D.C. United	1	1	2
Toronto FC	1	0	1

SCORING SUMMARY:

TOR--Altidore 9 (Cooper 1) 36

DC--Neagle 8 (unassisted) 39

DC--Neagle 9 (Sam 8) 58

D.C. UNITED--Bill Hamid, Nick DeLeon, Steve Birnbaum, Bobby Boswell, Luke Mishu, Lloyd Sam (Patrick Nyarko 67), Luciano Acosta (Collin Martin 90), Rob Vincent, Julian Buscher, Lamar Neagle, Patrick Mullins (Alvaro Saborio 68).

TOTAL SHOTS: 6 (Neagle 3); **SHOTS ON GOAL:** 3 (Neagle 2); **FOULS:** 13 (Acosta 4); **OFFSIDE:** 0; **CORNER KICKS:** 2; **SAVES:** Hamid 5; **CAUTIONS:** Vincent 22, Acosta 83; **EJECTIONS:** None.

TORONTO FC--Clint Irwin, Mark Bloom (Tsubasa Endoh 71), Eriq Zavaleta, Drew Moor, Justin Morrow, Armando Cooper, Jonathan Osorio, Michael Bradley, Daniel Lovitz (Nick Hagglund 59), Jozy Altidore, Mo Babouli (Jordan Hamilton 66).

TOTAL SHOTS: 15 (Cooper 3, Hamilton 3); **SHOTS ON GOAL:** 6 (6 tied with 1); **FOULS:** 9 (Bloom 2, Lovitz 2); **OFFSIDE:** 2; **CORNER KICKS:** 8; **SAVES:** Irwin 1; **CAUTIONS:** None; **EJECTIONS:** None.

Referee: Mark Geiger
Referee's Assistants: Sean Hurd, Joe Fletcher
4th Official: Nima Saghaifi
Attendance: 22,212.

TORONTO FC (13-9-11) VS MONTREAL IMPACT (11-10-12) DATE: OCTOBER 16, 2016 -- SAPUTO STADIUM

GOALS BY PERIOD	1	2	TOT
Toronto FC	0	2	2
Montreal	1	1	2

SCORING SUMMARY:

MTL--Piatti 16 (Donadel 4) 19

TOR--Altidore 10 (Morrow 4) 51

MTL--Piatti 17 (penalty kick) 55

TOR--Ricketts 3 (Altidore 5, Giovinco 14) 86

TORONTO FC--Clint Irwin, Steven Beitashour, Eriq Zavaleta, Drew Moor, Justin Morrow, Marky Delgado (Tosaint Ricketts 78), Jonathan Osorio (Tsubasa Endoh 83), Michael Bradley, Armando Cooper, Jozy Altidore, Sebastian Giovinco.

TOTAL SHOTS: 21 (Giovinco 9); **SHOTS ON GOAL:** 8 (Giovinco 3); **FOULS:** 15 (Cooper 5); **OFFSIDE:** 0; **CORNER KICKS:** 5; **SAVES:** Irwin 3; **CAUTIONS:** Bradley 25, Beitashour 46+, Giovinco 68, Moor 78; **EJECTIONS:** None.

MONTREAL IMPACT--Evan Bush, Hassoun Camara, Victor Cabrera, Laurent Ciman, Ambroise Oyongo, Patrice Bernier (Calum Mallace 90), Marco Donadel, Hernan Bernardello, Dominic Oduro (Johan Venegas 81), Matteo Mancosu (Anthony Jackson-Hamel 89), Ignacio Piatti.

TOTAL SHOTS: 12 (Piatti 7); **SHOTS ON GOAL:** 5 (Piatti 3); **FOULS:** 15 (Donadel 5); **OFFSIDE:** 4; **CORNER KICKS:** 6; **SAVES:** Bush 5; **CAUTIONS:** Donadel 59; **EJECTIONS:** None.

Referee: Jair Marrufo
Referee's Assistants: Eric Boria, Peter Balciunas
4th Official: Mathieu Bourdeau.
Attendance: 20,801.

NEW YORK RED BULLS (16-10-6) VS TORONTO FC (15-13-4) DATE: OCTOBER 14, 2015 -- BMO FIELD

GOALS BY PERIOD	1	2	TOT
New York Red Bulls	0	1	1
Toronto FC	0	2	2

SCORING SUMMARY:

TOR--Gomez 1 (unassisted) 51

TOR--Giovinco 22 (Osorio 7) 78

NYR--S. Wright-Phillips 1 (unassisted) 86

NEW YORK RED BULLS--Luis Robles, Sal Zizzo, Ronald Zubar, Damien Perrinelle, Kemar Lawrence, Gonzalo Veron (Lloyd Sam 61), Felipe Martins, Sacha Kljestan, Dax McCarty (Sean Davis 81), Mike Grella (Shaun Wright-Phillips 62), Bradley Wright-Phillips.

TOTAL SHOTS: 10 (3 tied with 2); **SHOTS ON GOAL:** 2 (Veron 1, S. Wright-Phillips 1); **FOULS:** 15 (Veron 3); **OFFSIDE:** 2; **CORNER KICKS:** 7; **SAVES:** Robles 2; **CAUTIONS:** Lawrence 40, McCarty 70; **EJECTIONS:** None.

TORONTO FC--Chris Konopka, Jackson, Josh Williams, Damien Perquis (Ahmed Kantari 44), Justin Morrow, Collen Warner, Marky Delgado, Jonathan Osorio (Eriq Zavaleta 90), Ashtone Morgan, Benoit Cheyrou, Herculez Gomez (Sebastian Giovinco 71).

TOTAL SHOTS: 7 (3 tied with 2); **SHOTS ON GOAL:** 4 (Cheyrou 2); **FOULS:** 13 (Cheyrou 4); **OFFSIDE:** 2; **CORNER KICKS:** 4; **SAVES:** Konopka 1; **CAUTIONS:** Goncalves 26, Cheyrou 62; **EJECTIONS:** Altidore 34.

Referee: Fotis Bazakos
Referee's Assistants: C.J. Morgante, Oscar Mitchell-Carvalho
4th Official: Daniel Radford.
Attendance: 18,143.

CHICAGO FIRE (7-17-10) VS TORONTO FC (14-9-11) DATE: OCTOBER 23, 2016 -- BMO FIELD

GOALS BY PERIOD	1	2	TOT
Chicago	1	1	2
Toronto FC	1	3	3

SCORING SUMMARY:

CHI--de Leeuw 7 (Alvarez 9) 18

TOR--Giovinco 17 (penalty kick) 45

TOR--Morrow 5 (Giovinco 15, Bradley 5) 54

TOR--Osorio 2 (Cooper 2) 62

CHI--Goossens 3 (unassisted) 83

CHICAGO FIRE--Patrick McLain, Rodrigo Ramos, Jonathan Campbell, Joao Meira, Brandon Vincent, Khaly Thiam, Arturo Alvarez (Joey Calistri 81), Michael de Leeuw, Matt Polster (John Goossens 38), David Accam, David Arshakyan (Razvan Cocis 70).

TOTAL SHOTS: 10 (de Leeuw 3); **SHOTS ON GOAL:** 3 (3 tied with 1); **FOULS:** 13 (Meira 4, Vincent 4); **OFFSIDE:** 1; **CORNER KICKS:** 1; **SAVES:** McLain 3; **CAUTIONS:** None; **EJECTIONS:** None.



2016 MLS GAME BY GAME SUMMARY

TORONTO FC--Clint Irwin, Eriq Zavaleta, Drew Moor, Nick Hagglund, Steven Beitashour, Armando Cooper (Will Johnson 68), Michael Bradley, Jonathan Osorio (Benoit Cheyrou 68), Justin Morrow, Jozy Altidore (Tosaint Ricketts 61), Sebastian Giovinco.

TOTAL SHOTS: 16 (Giovinco 6); **SHOTS ON GOAL:** 6 (Giovinco 2); **FOULS:** 16 (Beitashour 5); **OFFSIDE:** 4; **CORNER KICKS:** 8; **SAVES:** Irwin 1; **CAUTIONS:** Zavaleta 47+; **EJECTIONS:** None.

Referee: Fotis Bazakos

Referee's Assistants: Brian Poeschel, Daniel Belleau

4th Official: Silviu Petrescu.

Attendance: 25,235.



2016 MLS PLAYOFFS

GAME BY GAME SUMMARY

PHILADELPHIA UNION (11-14-9, 0-1-0)
VS TORONTO FC (14-9-11, 1-0-0)
DATE: OCTOBER 26, 2016 -- BMO FIELD

GOALS BY PERIOD	1	2	TOT
D.C. United	0	1	1
Toronto FC	1	2	3

SCORING SUMMARY:

TOR--Giovino 1 (Altidore 1) 15
 TOR--Osorio 1 (Hagglund 1, Giovino 1) 48
 PHI--Bedoya 1 (Marquez 1, Ilsinho 1) 73
 TOR--Altidore 1 (unassisted) 85

PHILADELPHIA UNION--Andre Blake, Keegan Rosenberry (Charlie Davies 84), Ken Tribbett, Richard Marquez, Fabinho, Fabian Herbers (Ilsinho 59), Alejandro Bedoya, Tranquillo Barnetta, Warren Creavalle, Chris Pontius, C.J. Sapong (Roland Alberg 70).

TOTAL SHOTS: 8 (Pontius 4); **SHOTS ON GOAL:** 3 (3 tied with 1); **FOULS:** 16 (Barnetta 5); **OFFSIDE:** 0; **CORNER KICKS:** 4; **SAVES:** Blake 3; **CAUTIONS:** Sapong 25, Bedoya 43, Tribbett 90; **EJECTIONS:** None.

TORONTO FC--Clint Irwin, Eriq Zavaleta, Drew Moor, Nick Hagglund, Steven Beitashour, Armando Cooper (Benoit Cheyrou 70), Michael Bradley, Jonathan Osorio (Will Johnson 66), Justin Morrow, Jozy Altidore (Tosaint Ricketts 88), Sebastian Giovinco.

TOTAL SHOTS: 14 (Giovinco 6); **SHOTS ON GOAL:** 6 (Altidore 2, Osorio 2); **FOULS:** 9 (3 tied with 2); **OFFSIDE:** 2; **CORNER KICKS:** 8; **SAVES:** Irwin 2; **CAUTIONS:** Bradley 14, Altidore 46+; **EJECTIONS:** None.

Attendance: 21,759.

NEW YORK CITY FC (15-10-9, 0-1-0)
VS TORONTO FC (14-9-11, 2-0-0)
DATE: OCTOBER 30, 2016 -- BMO FIELD

GOALS BY PERIOD	1	2	TOT
New York City FC	0	0	0
Toronto FC	0	2	2

SCORING SUMMARY:

TOR--Altidore 2 (unassisted) 84
 TOR--Ricketts 1 (unassisted) 92+

NEW YORK CITY FC--Eirik Johansen, Frederic Brillant, Andoni Iraola, Maxime Chanot, R.J. Allen, Federico Bravo, Mikey Lopez (Frank Lampard 61), Ronald Matarrita, Jack Harrison, David Villa (Khiry Shelton 78), Steven Mendoza (Tony Taylor 86).

TOTAL SHOTS: 9 (Allen 3); **SHOTS ON GOAL:** 3 (Villa 2); **FOULS:** 19 (3 tied with 3); **OFFSIDE:** 2; **CORNER KICKS:** 4; **SAVES:** Johansen 4; **CAUTIONS:** Harrison 33, Chanot 44, Lopez 58, Bravo 65, Lampard 73; **EJECTIONS:** None.

TORONTO FC--Clint Irwin, Eriq Zavaleta, Drew Moor, Nick Hagglund, Steven Beitashour, Armando Cooper (Will Johnson 86), Michael Bradley, Jonathan Osorio (Tosaint Ricketts 83), Justin Morrow, Jozy Altidore, Sebastian Giovinco (Marky Delgado 88)

TOTAL SHOTS: 16 (Giovinco 8); **SHOTS ON GOAL:** 6 (Giovinco 3); **FOULS:** 12 (Altidore 4); **OFFSIDE:** 1; **CORNER KICKS:** 3; **SAVES:** Irwin 3; **CAUTIONS:** Cooper 23; **EJECTIONS:** None.

Referee: Silviu Petrescu

Referee's Assistants: Daniel Belleau, Mike Rottersman

4th Official: Jose Carlos Rivero.

Attendance: 28,220.

TORONTO FC (14-9-11, 3-0-0)
VS NEW YORK CITY FC (15-10-9, 0-2-0)
DATE: NOVEMBER 6, 2016 -- YANKEE STADIUM

GOALS BY PERIOD	1	2	TOT
Toronto FC	0	1	1
New York City FC	0	2	2

SCORING SUMMARY:

TOR--Giovinco 2 (Altidore 2) 6
 TOR--Giovinco 3 (penalty kick) 20
 TOR--Altidore 3 (Zavaleta 1) 30
 TOR--Osorio 2 (Johnson 1, Giovinco 2) 50
 TOR--Giovinco 4 (Hagglund 2) 91+

TORONTO FC--Clint Irwin, Eriq Zavaleta, Drew Moor, Nick Hagglund, Steven Beitashour (Mark Bloom 65), Armando Cooper (Will Johnson 45), Michael Bradley, Jonathan Osorio, Justin Morrow, Jozy Altidore (Tosaint Ricketts 73), Sebastian Giovinco.

TOTAL SHOTS: 14 (Giovinco 9); **SHOTS ON GOAL:** 10 (Giovinco 7); **FOULS:** 12 (Altidore 2, Hagglund 2); **OFFSIDE:** 3; **CORNER KICKS:** 6; **SAVES:** Irwin 3; **CAUTIONS:** None; **EJECTIONS:** None.

NEW YORK CITY FC--Eirik Johansen, R.J. Allen (Khiry Shelton 45), Frederic Brillant, Maxime Chanot, Ronald Matarrita, Frank Lampard, Andoni Iraola, Andrea Pirlo (Federico Bravo 74), Jack Harrison, David Villa, Thomas McNamara (Tony Taylor 56).

TOTAL SHOTS: 16 (Lampard 4); **SHOTS ON GOAL:** 4 (4 tied with 1); **FOULS:** 11 (Matarrita 3); **OFFSIDE:** 2; **CORNER KICKS:** 5; **SAVES:** Johansen 5; **CAUTIONS:** None; **EJECTIONS:** None.

Referee: Kevin Stott

Referee's Assistants: Jason White, Craig Lowry

4th Official: Ted Unkel.

Attendance: 28,355.

TORONTO FC (14-9-11, 3-1-0)
VS MONTREAL IMPACT (11-11-12, 4-0-0)
DATE: NOVEMBER 22, 2016 -- SAPUTO STADIUM

GOALS BY PERIOD	1	2	TOT
Toronto FC	0	2	2
Montreal	2	1	3

SCORING SUMMARY:

MTL--Odoro 1 (Bernier 1) 10
 MTL--Mancosu 4 (Piatti 2, Odoro 3) 12
 MTL--Oyongo 1 (Bernier 2) 53
 TOR--Altidore 4 (Giovinco 3, Beitashour 1) 68
 TOR--Bradley 1 (Ricketts 1, Altidore 3) 73



2016 MLS PLAYOFFS GAME BY GAME SUMMARY

TORONTO FC--Clint Irwin, Eriq Zavaleta, Drew Moor, Nick Hagglund, Steven Beitashour (Mark Bloom 90), Armando Cooper (Will Johnson 57), Michael Bradley, Jonathan Osorio (Tosaint Ricketts 57), Justin Morrow, Jozy Altidore, Sebastian Giovinco.

TOTAL SHOTS: 13 (Giovinco 4); **SHOTS ON GOAL:** 5 (Ricketts 2); **FOULS:** 13 (Cooper 3); **OFFSIDE:** 0; **CORNER KICKS:** 4; **SAVES:** Irwin 1; **CAUTIONS:** None; **EJECTIONS:** None.

MONTREAL IMPACT--Evan Bush, Hassoun Camara (Donny Toia 81), Victor Cabrera, Laurent Ciman, Ambroise Oyongo, Patrice Bernier (Johan Venegas 87), Marco Donadel, Hernan Bernardello, Dominic Odoro, Matteo Mancosu (Didier Drogba 71), Ignacio Piatti.

TOTAL SHOTS: 9 (3 tied with 2); **SHOTS ON GOAL:** 4 (Odoro 2); **FOULS:** 15 (Cabrera 3, Oyongo 3); **OFFSIDE:** 1; **CORNER KICKS:** 2; **SAVES:** Bush 3; **CAUTIONS:** None; **EJECTIONS:** None.

Referee: Juan Guzman
Referee's Assistants: Eduardo Mariscal, Matthew Nelson
4th Official: Armando Villarreal.
Attendance: 61,004.

MONTREAL IMPACT (11-11-12, 4-1-0)
VS TORONTO FC (14-9-11, 4-1-0)
DATE: NOVEMBER 30, 2016 -- BMO FIELD

GOALS BY PERIOD	1	2	TOT	OT1	OT2	TOT
Montreal	1	1	1	0	0	2
Toronto FC	2	1	2	2	0	5

SCORING SUMMARY:

MTL--Odoro 2 (Mancosu 2) 24
TOR--Cooper 1 (unassisted) 37
TOR--Altidore 5 (Giovinco 4) 45
MTL--Piatti 4 (Venegas 1) 53
TOR--Hagglund 1 (Morrow 1, Cooper 1) 68
TOR--Cheyrou 1 (Beitashour 2) 98
TOR--Ricketts 2 (Altidore 4) 100

MONTREAL IMPACT--Evan Bush, Hassoun Camara, Victor Cabrera, Laurent Ciman, Ambroise Oyongo, Patrice Bernier (Harry Shipp 103), Marco Donadel, Hernan Bernardello (Johan Venegas 45), Dominic Odoro, Matteo Mancosu (Didier Drogba 73), Ignacio Piatti.

TOTAL SHOTS: 16 (Venegas 5); **SHOTS ON GOAL:** 6 (Odoro 2, Venegas 2); **FOULS:** 16 (Oyongo 4); **OFFSIDE:** 1; **CORNER KICKS:** 5; **SAVES:** Bush 3; **CAUTIONS:** Ciman 8, Camara 82; **EJECTIONS:** None.

TORONTO FC--Clint Irwin, Eriq Zavaleta, Drew Moor, Nick Hagglund, Steven Beitashour, Armando Cooper (Jonathan Osorio 88), Michael Bradley, Will Johnson (Tosaint Ricketts 62), Justin Morrow, Jozy Altidore, Sebastian Giovinco (Benoit Cheyrou 96).

TOTAL SHOTS: 19 (Giovinco 4, Ricketts 4); **SHOTS ON GOAL:** 9 (3 tied with 2); **FOULS:** 17 (3 tied with 4); **OFFSIDE:** 2; **CORNER KICKS:** 4; **SAVES:** Irwin 4; **CAUTIONS:** None; **EJECTIONS:** None.

Referee: Jair Marrufo
Referee's Assistants: Corey Rockwell, Adam Wienckowski
4th Official: Baldomero Toledo.
Attendance: 36,000..

SEATTLE SOUNDERS FC (14-14-6, 4-1-1)
VS TORONTO FC (14-9-11, 4-1-1)
DATE: DECEMBER 10, 2016 -- BMO FIELD

GOALS BY PERIOD	1	2	TOT	OT1	OT2	TOT
Montreal	0	0	0	0	0	0
Toronto FC	0	0	0	0	0	0

SEATTLE SOUNDERS FC WIN ON PENALTY KICKS 5-4

SCORING SUMMARY:

None

PENALTY KICKS SUMMARY (AFTER 120 MINUTES):

TOR--Altidore, Goal
SEA--Evans, Goal
TOR--Bradley, Saved
SEA--Ivanschitz, Goal
TOR--Cheyrou, Goal
SEA--Fernandez, Saved
TOR--Johnson, Goal
SEA--J. Jones, Goal
TOR--Moor, Goal
SEA--Lodeiro, Goal
TOR--Morrow, Crossbar
SEA--Torres, Goal

SEATTLE SOUNDERS FC--Stefan Frei, Tyrone Mears, Roman Torres, Chad Marshall, Jovien Jones, Osvaldo Alonso, Nicolas Lodeiro, Erik Friberg (Alvaro Fernandez 66), Jordan Morris (Brad Evans 108), Cristian Roldan, Nelson Haedo Valdez (Andreas Ivanschitz 73).

TOTAL SHOTS: 3 (3 tied with 1); **SHOTS ON GOAL:** 0 (28 tied with 0); **FOULS:** 19 (Alonso 5); **OFFSIDE:** 2; **CORNER KICKS:** 5; **SAVES:** Frei 7; **CAUTIONS:** Marshall 46+, J. Jones 72; **EJECTIONS:** None.

TORONTO FC--Clint Irwin, Eriq Zavaleta, Drew Moor, Nick Hagglund, Steven Beitashour, Armando Cooper (Benoit Cheyrou 85), Michael Bradley, Jonathan Osorio (Will Johnson 77), Justin Morrow, Jozy Altidore, Sebastian Giovinco (Tosaint Ricketts 103).

TOTAL SHOTS: 19 (Giovinco 6); **SHOTS ON GOAL:** 7 (Altidore 3); **FOULS:** 21 (Cooper 4); **OFFSIDE:** 0; **CORNER KICKS:** 10; **SAVES:** None; **CAUTIONS:** Bradley 93+, **EJECTIONS:** None.

Referee: Alan Kelly
Referee's Assistants: Frank Anderson, Joe Fletcher
4th Official: Allen Chapman.
Attendance: 36,045.

2016 AMWAY CANADIAN CHAMPIONSHIP

Wednesday, June 1, 2016 (Semi-finals Leg 1)

BMO Field
Toronto, ON

TORONTO FC (4) – MONTREAL IMPACT (2)

SCORING SUMMARY:

TFC – Jonathan Osorio 13' (Ashtone Morgan)
TFC – Jonathan Osorio 34'
TFC – Jordan Hamilton 60' (Mo Babouli)
TFC – Jordan Hamilton 80' (Steven Beitashour)
MTL – Michael Salazar 86' (Didier Drogba)
MTL – Didier Drogba 90' + 1'

MISCONDUCT SUMMARY:

MTL – Patrice Bernier 45' + 2' (ejection)
TFC – Clint Irwin 90' + 1' (caution)

LINEUPS

TORONTO FC – Clint Irwin; Steven Beitashour, Eriq Zavaleta, Nick Hagglund, Ashtone Morgan; Benoit Cheyrou © (Jay Chapman 76'), Marco Delgado, Daniel Lovitz (Brian James* 84'), Jonathan Osorio, Mo Babouli (Malik Johnson* 80'); Jordan Hamilton
Substitutes Not Used: Alex Bono, Damien Perquis, Drew Moor, Justin Morrow
* denotes Toronto FC II Player

MONTREAL IMPACT – Eric Kronberg; Kyle Fisher, Hassoun Camara, Wandrille Lefevre, Jérémy Gagnon-Laparé (Cameron Porter 79'); Kyle Bekker, Patrice Bernier ©, Dominic Oduro (Michael Salazar 67'), Lucas Ontivero (Eric Alexander HT), Ignacio Piatto; Didier Drogba
Substitutes not used: Evan Bush, Harry Shipp, David Choinière, Maxim Tissot

Attendance: 22,143
Referee: David Gantar

***Toronto FC lead the Amway Canadian Championship Semi-Finals on aggregate 4-2**

Wednesday, June 8, 2016 (Semi-finals Leg 2)

Saputo Stadium
Montreal, Quebec

TORONTO FC (0) – MONTREAL IMPACT (0)

SCORING SUMMARY:

None

MISCONDUCT SUMMARY:

TFC – Eriq Zavaleta 45' (caution)
MTL – Didier Drogba 50' (caution)
MTL – Lucas Ontivero 60' (ejection)
MTL – Dominic Oduro 88' (caution)

LINEUPS

TORONTO FC – Clint Irwin; Steven Beitashour, Eriq Zavaleta, Drew Moor, Ashtone Morgan; Benoit Cheyrou ©, Will Johnson (Justin Morrow 80'), Mo Babouli (Nick Hagglund 68'), Jonathan Osorio, Daniel Lovitz; Jordan Hamilton (Sebastian Giovinco 74')
Substitutes not used: Alex Bono, Tsubasa Endoh, Jay Chapman, Josh Williams

MONTREAL IMPACT – Eric Kronberg; Hassoun Camara ©, Victor Cabrera, Wandrille Lefevre, Ambroise Gyongo (David Choinière 87'); Kyle Bekker (Cameron Porter 67'), Eric Alexander, Lucas Ontivero, Harry Shipp (Dominic Oduro 57'); Michael Salazar, Didier Drogba
Substitutes not used: Evan Bush, Kyle Fisher, Jeremy Gagnon-Lapare, Maxim Tissot

Attendance: 18,964
Referee: Silviu Petrescu

***Toronto FC lead the Amway Canadian Championship Semi-Finals on aggregate 4-2**

2016 AMWAY CANADIAN CHAMPIONSHIP

Tuesday, June 21, 2016 (Finals first leg)

BMO Field
Toronto, ON

TORONTO FC (1) – VANCOUVER WHITECAPS FC (0)

SCORING SUMMARY:

TFC – Sebastian Giovinco 43' (Mo Babouli)

MISCONDUCT SUMMARY:

VWFC – Christian Bolaños 64' (caution)

LINEUPS

TORONTO FC – Clint Irwin; Steven Beitashour (Nick Hagglund 84'), Eriq Zavaleta, Drew Moor, Justin Morrow; Benoit Cheyrou ©, Marco Delgado (Tsubasa Endoh 78'), Will Johnson, Jonathan Osorio; Sebastian Giovinco, Mo Babouli (Jordan Hamilton 87')

Substitutes Not Used: Alex Bono, Josh Williams, Jay Chapman, Raheem Edwards*

* denotes Toronto FC II Player

VANCOUVER WHITECAPS FC – Paolo Tornaghi; Fraser Aird, Kendall Waston, Pa Modou Kah, Sam Adegugbe; Ben McKendry, Russell Teibert, Christian Bolaños, Pedro Morales © (Blas Pérez 63'), Alphonso Davies (Kekuta Manneh 67'); Octavio Rivero (Erik Hurtado 78')

Substitutes not used: David Ousted, Jordan Harvey, Cole Seiler, Andrew Jacobson, Blas Pérez

Attendance: 20,011

Referee: Mathieu Bourdeau

***Toronto FC lead the Amway Canadian Championship Finals on aggregate 1-0**

Wednesday, June 29, 2016 (Finals second leg)

BC Place
Vancouver, British Columbia

TORONTO FC (1) – VANCOUVER WHITECAPS FC (2)

SCORING SUMMARY:

VAN – Nicolas Mezquida 47' (Jordan Harvey)

VAN – Tim Parker 68' (Matias Laba)

TFC – Will Johnson 90'+5'

MISCONDUCT SUMMARY:

VAN – Kendall Waston 32' (caution)

VAN – Kekuta Manneh 62' (caution)

LINEUPS

TORONTO FC – Alex Bono; Nick Hagglund, Eriq Zavaleta, Drew Moor, Justin Morrow; Marky Delgado, Will Johnson, Benoit Cheyrou © (Tsubasa Endoh 74'), Jonathan Osorio (Raheem Edwards 86'); Mo Babouli (Jordan Hamilton 73'), Sebastian Giovinco

Substitutes not used: Quillan Roberts, Josh Williams, Mark Bloom, Jay Chapman

VANCOUVER WHITECAPS FC – David Ousted; Tim Parker, Andrew Jacobson, Kendall Waston, Jordan Harvey; Matias Laba, Russell Teibert (Nicolas Mezquida 46'), Christian Bolaños, Pedro Morales ©, Kekuta Manneh (Alphonso Davies 70'); Erik Hurtado (Blas Perez 83')

Substitutes not used: Paolo Tornaghi, Jordan Smith, Cristian Techera, Pa-Madou Kah

Attendance: 19,376

Referee: Drew Fischer

***Toronto FC won the 2016 Amway Canadian Championship on 2-2 aggregate due to away goals**





5

HISTORY

IMPORTANT DATES IN TORONTO FC HISTORY

OCTOBER 2005 Maple Leaf Sports & Entertainment Ltd. and the City of Toronto are awarded the rights to create an expansion team for the 2007 MLS Season, after an agreement was reached with Major League Soccer to build a permanent soccer stadium on the Exhibition Place grounds.

MAY 11, 2006 Maple Leaf Sports & Entertainment Ltd. announces that Toronto FC will be the name of their MLS expansion franchise. During the presentation the club's logo and uniform are unveiled.

AUGUST 22, 2006 Toronto FC name Maurice 'Mo' Johnston as the first head coach in club history.

SEPTEMBER 8, 2006 Canadian born Jim Brennan becomes Toronto FC's first signing leaving English side Southampton and is named team captain.

SEPTEMBER 20, 2006 The stadium at Exhibition Place is named BMO Field after naming rights are granted to Bank of Montreal.

JANUARY 12, 2007 Toronto FC participate in their first MLS SuperDraft. Toronto selected University of Maryland midfielder Maurice Edu as the first overall pick.

APRIL 7, 2007 Toronto FC take to the field for the first time in club history against Chivas USA. Toronto was defeated 2-0.

APRIL 28, 2007 Toronto FC play their first home game at BMO Field against the Kansas City Wizards. Final score was 1-0 Kansas City.

MAY 12, 2007 Toronto FC earn first victory in the MLS, 3-1 over the Chicago Fire at BMO Field. Danny Dichio scored the first goal in club history in the 24th minute of the match.

NOVEMBER 2007 Midfielder Maurice Edu was named the MLS Rookie of the Year. Edu capped off a strong rookie campaign with four goals in 25 starts.

FEBRUARY 1, 2008 John Carver was named the new head coach of Toronto FC. Mo Johnston remained on as the Director of Soccer.

JULY 24, 2008 BMO Field hosts the 2008 MLS All-Star Game. The MLS All-Stars defeated West Ham United, 3-2.

DECEMBER 12, 2008 Dwayne De Rosario traded to Toronto FC from the Houston Dynamo.

JUNE 18, 2009 Toronto FC wins the Nutrilite Canadian Championship with a 6-1 victory over the Montreal Impact. Dwayne De Rosario scored three goals to power Toronto to victory.

JULY 29, 2009 Toronto FC make debut in the CONCACAF Champions League in the preliminary round against the Puerto Rico Islanders.

AUGUST 5, 2009 Toronto FC host Real Madrid in a friendly match. The game featured the debut of Kaka in a Real Madrid uniform and marked the first time Kaka and Cristiano Ronaldo appeared together for the club.

SEPTEMBER 9, 2009 Danny Dichio announces his retirement from the game.

SEPTEMBER 11, 2009 Canadian international Julian De Guzman signs as Toronto FC's first Designated Player.

OCTOBER 9, 2009 The City of Toronto officially announces the approval to install natural grass at BMO Field.

NOVEMBER 19, 2009 Predrag "Preki" Radosavljevic is named the new head coach of Toronto FC.

FEBRUARY 2010 Construction begins on the expansion of BMO Field with 1,249 seats added into the north end of the stadium bringing the total capacity to just under 21,140.

APRIL 6, 2010 Toronto FC's first player and captain Jim Brennan announces his retirement from playing and assumes the role of assistant general manager for the club.

APRIL 8, 2010 Dwayne De Rosario is named the team's new captain.

JUNE 2, 2010 Toronto FC secures back-to-back Nutrilite Canadian Championships by tying the Vancouver Whitecaps 0-0 at BMO Field.

AUGUST 17, 2010 Toronto FC host its first match in the group stages of the CONCACAF Champions League against Cruz Azul of Mexico.

SEPTEMBER 14, 2010 The club announces they have parted ways with Director of Soccer Mo Johnston and Head Coach Preki.

NOVEMBER 21, 2010 BMO Field plays host to the 2010 MLS Cup. The Colorado Rapids defeated FC Dallas 2-1 in extra time to claim the championship.

JANUARY 6, 2011 Toronto FC names Aron Winter as the club's new Head Coach & Technical Director. Joining Winter are former New England Revolution Assistant Coach Paul Mariner, as the Director of Player Development and Bob de Klerk as the team's First Assistant Coach.

JUNE 29, 2011 Toronto FC sign midfielder Torsten Frings and forward Danny Koevermans as Designated Players.

JULY 2, 2011 Toronto FC defeat Vancouver Whitecaps FC, 2-1 at BMO Field to win third consecutive Nutrilite Canadian Championship (3-2 on aggregate).

OCTOBER 11, 2011 Toronto FC officially break ground on Academy and Training facility located at Downsview Park.

OCTOBER 18, 2011 Toronto FC defeat FC Dallas, 3-0 to secure a spot in the Quarter Finals of the CONCACAF Champions League for the first time in club history.

MARCH 7, 2012 Toronto FC host LA Galaxy at the Rogers Centre in front of 47,658 fans during the first leg of the 2011-2012 CONCACAF Champions League Quarter-Finals

MARCH 28, 2012 Toronto FC host Santos Laguna of Mexico at BMO Field in the first leg of the 2011-2012 CONCACAF Champions League Semi-Finals.

MAY 23, 2012 Toronto FC defeat Vancouver Whitecaps FC, 1-0 at BMO Field to win fourth consecutive Amway Canadian Championship (2-1 on aggregate).

JUNE 7, 2012 Toronto FC name Paul Mariner the club's new head coach and director of football operations after Head Coach and Technical Director Aron Winter steps down.

NOVEMBER 28, 2012 Toronto FC name Kevin Payne the club's new president and general manager.

JANUARY 8, 2013 Toronto FC name Ryan Nelsen as the club's head coach after parting ways with Paul Mariner.

FEBRUARY 26, 2013 Captain Torsten Frings announces his retirement after 18 seasons as a professional football player.

SEPTEMBER 20, 2013 Toronto FC name Tim Bezbatchenko the club's new general manager following the dismissal of Kevin Payne.

JANUARY 13, 2014 Toronto FC sign English international forward Jermain Defoe and American international midfielder Michael Bradley as Designated Players.

JANUARY 22, 2014 Toronto FC and Wilmington Hammerheads FC of the USL Pro league announce a partnership agreement.

FEBRUARY 14, 2014 Acquired Brazilian international goalkeeper Julio César on loan from English Club, Queens Park Rangers F.C.



IMPORTANT DATES IN TORONTO FC HISTORY

AUGUST 31, 2014 Toronto FC name Greg Vanney as the club's head coach after parting ways with Ryan Nelsen.

SEPTEMBER 23, 2014 Renovations begin on BMO Field. The two phased project will see 8,500 new seats added, bringing the total capacity to 30,000. Additional washrooms and concessions for the East stand. A larger high-definition video board will be installed, along with new suites and premium areas. Phase two features a canopy covering all seats with the exception of the North end of the stadium. A new lighting and sound system will also feature in phase two.

NOVEMBER 20, 2014 Toronto FC acquire rights to USL PRO franchise and name Jason Bent as the USL PRO team's head coach. Thus, ending affiliation with Wilmington Hammerheads FC.

JANUARY 16, 2015 Signed U.S. international forward Jozy Altidore as a Designated Player and transferred forward Jermain Defoe to English Premier League club, Sunderland A.F.C.

JANUARY 19, 2015 Signed Italian international midfielder Sebastian Giovinco as a Designated Player.

JANUARY 21, 2015 Toronto FC officially unveils USL PRO franchise, Toronto FC II at Vaughan City Hall. Announcing partnership with the City of Vaughan and Ontario Soccer Association. Toronto FC II to begin play in 2015 season.

FEBRUARY 10, 2015 Michael Bradley named seventh captain in Toronto FC history

JUNE 29, 2015 Sebastian Giovinco scored three goals in nine minutes during a 4-4 draw at New York City FC. It marked the first hat trick in MLS for Giovinco and also by a Toronto FC player in an MLS league match.

AUGUST 6, 2015 Sebastian Giovinco named MLS Player of the Month for July

SEPTEMBER 3, 2015 Sebastian Giovinco named MLS Player of the Month for August

OCTOBER 12, 2015 Bill Manning named President of Toronto FC. Manning a two-time MLS Executive of the Year spent the previous eight seasons as president of both Real Salt Lake and Rio Tinto Stadium and won the 2009 MLS Cup with Real Salt Lake

OCTOBER 14, 2015 Toronto FC clinch a playoff berth for the first time in club history following a 2-1 victory over the New York Red Bulls at BMO Field.

OCTOBER 25, 2015 Sebastian Giovinco wins 2015 Audi Golden Boot Award. Giovinco scored 22 goals and added 16 assists to win the award.

OCTOBER 29, 2015 Toronto FC play in first ever playoff match in club history

NOVEMBER 1, 2015 Phase II of BMO Field's \$120 million expansion commences. Among the additions in the second phase is the installation of a canopy roof that will cover the east, west and south stands. Along with brand new lighting and sound systems will be installed along with a rigging system for tifo displays, similar to those found in European stadiums

NOVEMBER 23, 2015 Sebastian Giovinco named 2015 MLS Newcomer of the Year

DECEMBER 2, 2015 Sebastian Giovinco named 2015 Landon Donovan MLS MVP

MARCH 3, 2016 Toronto Football Club and the Ontario Soccer Association announced a renewed partnership that will see the two organizations work closely together to build a model professional and amateur sport partnership that focuses on player and coach development and inspires and encourages Ontarians to play soccer.

JUNE 29, 2016 Toronto FC win the fifth Amway Canadian Championship in club history on a 2-2 aggregate over Vancouver Whitecaps FC

NOVEMBER 30, 2016 Toronto FC defeats Montreal Impact 5-2 in extra time in the return leg of the 2016 Eastern Conference Championship, advancing to the MLS Cup Final, 7-2 on aggregate

DECEMBER 10, 2016 Toronto FC hosts 2016 MLS Cup Final but fall to Seattle Sounders FC 5-4 on penalties following a 0-0 draw after 120 minutes



TORONTO FC KIT HISTORY



2007-2008



2009



2010



2011



2012



2013



2014



2015



2016



2017

TORONTO FC ALL-TIME ROSTER

TORONTO FC ALL-TIME TEAM ROSTER

NO.	PLAYER	POS.	HT.	WT.	BIRTHDATE	HOMETOWN	COLLEGE	STATUS
3	Miguel Aceval	DEF	6-0	200	01/08/1983	Santiago, Chile		S
6	Gale Agbassoumonde	DEF	6-2	185	11/17/1991			S
17	Jozly Altidore	FWD	6-0	175	11/06/1989	Boca Raton, FL		S
18	Quincy Amarikwa	FWD	5-9	180	10/29/1987	Bakersfield, CA	California-Davis	S
34	Manny Aparicio	MID	5-7	150	09/17/1995			S
19	Rich Asante	MID	5-4	146	07/24/1984	North York, Ontario, Canada	Syracuse	S
3	Nana Attakora	DEF	6-1	185	03/27/1989	North York, Canada		S
8	Eric Avila	MID	5-8	150	11/24/1987	San Diego, CA	California-Santa Barbara	S
11	Mo Babouli	FWD	5-8	171	01/02/1993	Mississauga, ON		S
19	Chad Barrett	FWD	5-11	185	04/30/1985	San Diego, CA	UCLA	S
33	Steven Beitashour	DEF	5-10	170	02/01/1987	San Jose, Costa Rica	San Diego State	S
8	Kyle Bekker	MID	5-10	165	09/02/1990	Oakville, ON	Boston College	S
12	Joseph Bendik	GK	6-2	217	04/25/1989			S
26	Ashton Bennett	FWD	5-7	167	09/08/1988	Clarendon, Jamaica	Coastal Carolina	S
28	Mark Bloom	DEF	6-0	165	11/25/1987	Marietta, GA		S
25	Alex Bono	GK	6-3	195	04/25/1994	Baldwinsville, NY	Syracuse	S
25	Danleigh Borman	MID	5-9	160	01/25/1986	Cape Town, South Africa	Rhode Island	S
7	John Bostock	MID	5-9	165	01/15/1992	Camberwell, England		S
17	Elbekay Bouchiba	MID	5-10	164	11/01/1978	Weert, Netherlands		S
2	Andrew Boyens	DEF	6-2	180	09/18/1983	Dunedin, New Zealand	New Mexico	S
4	Michael Bradley	MID	6-4	175	07/31/1987	Palatine, IL		S
17	Justin Braun	FWD	5-3	195	03/31/1987	Salt Lake City, UT		S
3	Adam Braz	DEF	6-1	185	06/07/1981	St. Laurent, Quebec, Canada		S
11	Jim Brennan	MID	6-0	170	05/08/1977	Toronto, Ontario, Canada		S
22	Jeremy Brockie	FWD	6-0	176	10/07/1987	Christchurch, New Zealand		S
12	Edson Buddle	FWD	6-1	185	05/21/1981	New Rochelle, NY	State Fair CC (MO)	S
33	Junior Burgos	MID	5-11	165	08/14/1988	San Bruno, CA	Cal Poly-S.L.O.	I
33	Steven Caldwell	DEF	5-11	158	09/12/1980	Stirling, Scotland		S
3	Danny Califf	DEF	6-2	185	03/17/1980	Orange, CA	Maryland	S
23	Miguel Canizalez	MID	5-9	158	12/28/1982	Toronto, Ontario, Canada		S
12	Adrian Cann	DEF	6-3	185	09/19/1980	Thornhill, Ontario, Canada	Louisville	S
9	Conor Casey	FWD	6-1	190	07/25/1981	Denver, CO	Portland	S
14	Jay Chapman	MID	6-0	157	01/01/1994			S
18	Tomer Chencinski	GK	6-2	190	12/01/1984	Thornhill, ON		S
8	Benoit Cheyrou	MID	6-0	175	05/03/1981			S
15	Bobby Convey	MID	5-9	150	05/27/1983	Philadelphia, PA		S
1	Jon Conway	GK	6-6	215	05/06/1977	Aston, PA	Rutgers	S
31	Armando Cooper	MID	5-11	150	11/26/1987			S
16	Oscar Cordon	MID	5-9	155	01/18/1993			S
3	Warren Creavalle	MID	5-9	168	08/14/1990	Acworth, GA	Central Florida	S
2	Sam Cronin	MID	5-10	165	12/12/1986	Winston-Salem, NC	Wake Forest	S
93	Jeff Cunningham	FWD	5-7	172	08/21/1986	Crystal River, FL	South Florida	S
29	Kyle Davies	DEF	6-7	189	04/11/1989	Danville, CA		S
6	Julian De Foe	FWD	5-7	143	10/07/1982	Beckton, London, England		S
18	Marky Delgado	MID	5-9	146	05/16/1995	Toronto, Ontario		S
14	Dwayne De Rosario	FWD	5-11	164	05/15/1978	Glendora, CA		S
9	Danny Dichio	FWD	6-3	209	10/19/1974	Scarborough, ON, Canada		S
7	Bright Dike	FWD	6-1	220	02/02/1987	Hammersmith, England		S
18	Srdjan Djekanovic	GK	6-1	172	01/08/1983	Edmond, OK	Notre Dame	S
23	Terry Dunfield	MID	5-10	165	02/20/1982	Belgrade, Serbia	British Columbia (Canada)	S
12	Todd Dunivant	DEF	6-0	175	12/26/1980	Vancouver, BC		S
10	Robert Earnshaw	FWD	5-8	160	04/06/1981	Wheat Ridge, CO	Stanford	S
27	Richard Eckersley	DEF	6-0	169	03/12/1989	Cardiff, Wales		S
6	Maurice Edu	MID	5-11	187	04/18/1986	Salford, England		S
18	Brian Edwards	GK	6-3	195	10/06/1984	Fontana, CA	Maryland	S
48	Raheem Edwards	MID	5-9	148	07/15/1995	Charlotte, NC	Wake Forest	S
36	Kilian Elkinson	NON	5-7	155	04/02/1990			S
3	Jonas Elmer	DEF	5-9	152	02/28/1988	Hamilton, Bermuda		S
2	Logan Emory	DEF	6-1	180	01/10/1988	Zurich, Switzerland		S
9	Tsubasa Endoh	MID	5-7	141	08/20/1993	Tokyo, Japan	Maryland	S
31	Hogan Ephraim	FWD	5-8	154	03/31/1988	Archway, England		S
10	Alecko Eskandarian	FWD	5-9	165	07/09/1982	Monte, NJ	Virginia	S
5	Lesly Fellingua	DEF	5-8	157	09/29/1985	Port-au-Prince, Haiti		S
55	Robbie Findley	FWD	5-9	165	08/04/1985	Phoenix, AZ	Oregon State	S
2	Hunter Freeman	DEF	5-11	170	01/08/1985	Allen, TX	Virginia	S
24	Stefan Frei	GK	6-3	195	04/20/1986	Altstaetten, Switzerland	California	S
22	Torsten Frings	MID	5-11	176	11/22/1976			S
27	Gabe Gála	DEF	5-7	134	06/29/1989	Brampton, Ontario, Canada		S
4	Nick Garcia	DEF	5-10	175	04/09/1979	Plano, TX	Indiana	S
8	Dan Gargan	MID	5-11	175	12/14/1982	Philadelphia, PA	Georgetown	S
26	Derek Gaudet	FWD	5-7	145	05/14/1989	Bayside, Nova Scotia		S
10	Ali Gerba	FWD	5-11	195	09/04/1981	Montreal, Canada		S
9	Gilberto	FWD	5-10	160	06/05/1989	Piranhas, Brazil		S
10	Sebastian Giovinco	FWD	5-4	135	01/26/1987			S
26	Matt Gold	DEF	5-9	165	06/14/1988	San Antonio, TX	Ohio State	S
8	Kevin Goldthwaite	DEF	6-1	180	12/09/1982	Sacramento, CA	Notre Dame	S
32	Emmanuel Gomez	DEF	5-10	171	12/20/1990	Banjul, Gambia		S
16	Herculez Gomez	FWD	6-3	160	04/06/1982	Las Vegas, NV		S
21	Alan Gordon	FWD	5-10	190	10/16/1981	Long Beach, CA	Oregon State	S
30	A.J. Gray	MID	0	0	04/12/1988	Brampton, ON		S
21	Leandre Griffit	MID	5-8	155	05/02/1988	Elsmes, France		S
20	Amado Guivera	MID	5-11	155	05/02/1976	Tegucigalpa, Honduras		S
15	David Guzman	NON	5-4	148	03/24/1985	Toronto, ON		S
6	Nick Haglund	DEF	6-1	193	09/14/1992	Cincinnati, OH	Xavier (Ohio)	S
41	Freddy Hall	GK	6-2	180	03/03/1985	St. George's, Bermuda		S
25	Jeremy Hall	DEF	5-10	177	09/11/1988	Tampa, FL	Maryland	S

TORONTO FC ALL-TIME ROSTER

TORONTO FC ALL-TIME TEAM ROSTER

NO.	PLAYER	POS.	HT.	WT.	BIRTHDATE	HOMETOWN	COLLEGE	STATUS
20	Ty Harden	DEF	6-1	190	03/06/1984	Junction City, OR	Washington	S
5	Kevin Harmse	DEF	6-0	180	07/04/1984	Vancouver, Canada		S
29	Eric Hassli	FWD	6-4	200	05/03/1981	Sarraguemines, France		S
24	Tyler Hemming	MID	6-0	174	05/09/1985	London, Ontario, Canada	Hartwick College	S
15	Donell Henry	DEF	6-2	180	04/20/1993	Brampton, ON, Canada		S
5	Zac Herold	DEF	42866	160	06/07/1992	Port St. Lucie, FL		S
34	Raivis Hiscanovics	DEF	42865	165	02/15/1987	Riga, Latvia		S
25	Abbe Ibrahim	FWD	42864	155	07/25/1986	Lome Gofe, Togo		S
7	Fuad Ibrahim	FWD	6-0	153	08/15/1991	Richfield, MI		S
3	Andy Iro	DEF	5-11	205	11/26/1984	Liverpool, England	California-Santa Barbara	S
1	Clint Irwin	GK	5-10	195	04/01/1989	Charlotte, NC	Elon	S
11	Jackson	DEF	5-9	154	06/03/1988	Sao Paulo, Brazil		S
3	Julius James	DEF	6-0	180	07/09/1984	Maloney Gardens, Trinidad	Connecticut	S
9	Ryan Johnson	FWD	6-5	180	11/26/1984	Boston, MA	Oregon State	S
7	Will Johnson	MID	5-10	160	01/21/1987	Woodridge, IL		S
30	Julio Cesar	GK	6-1	175	09/03/1979			S
55	Julio Cesar	DEF	6-1	170	11/18/1978	Sao Luis, Maranhao, Brazil		S
35	Diaz Kambere	DEF	5-9	0	10/18/1985			S
41	Ahmed Kantari	NON	6-1	172	06/28/1985	Blois, France		S
30	Milos Kocic	GK	6-4	200	06/04/1985	Leskovac, Serbia	Loyola (Balt.)	S
14	Danny Koevermans	FWD	6-3	175	11/01/1978			S
5	Chris Konopka	GK	6-5	210	02/04/1985			S
21	Matias Laba	MID	5-9	155	12/11/1991	Villa Raffo, Argentina	Providence	S
1	Nick LaBrocca	MID	5-10	165	12/04/1984	Howell, NJ	Rutgers	S
19	Reggie Lambe	NON	5-7	151	02/04/1991			S
37	Nicholas Lindsay	FWD	5-9	155	09/03/1992	Brompton, ON, Canada		S
19	Andrea Lombardo		6-1	176	05/23/1987	Toronto, Ontario, Canada		S
19	Daniel Lovitz	MID	5-10	170	08/27/1991	Wyndmoor, PA	American University	S
28	Stephen Lumley		5-7	156	04/16/1987	Mississauga, Ontario, Canada		S
29	Maicon Santos	FWD	6-1	186	04/18/1984	Rio de Janeiro, Brazil		S
13	Keith Makubuya	FWD	5-11	145	01/26/1993			S
20	Christopher Mannella	MID	5-9	173	06/07/1994	Toronto, Ontario		S
70	Peri Marosevic	FWD	5-8	162	05/05/1989	Rockford, IL	Michigan	S
14	Tyrene Marshall	FWD	6-2	195	11/12/1974	Lauderhill, FL	Florida International	S
33	Javier Martina	FWD	5-9	154	02/01/1987	Willemstad, Curacao		S
21	Aaron Maund	DEF	6-1	185	09/19/1990	Dorchester, MA	Notre Dame	S
17	Joey Melo		5-9	170	01/25/1989	Milton, Ontario, Canada		S
10	Mista	FWD	6-0	185	11/12/1978	Caravaca (Murcia), Spain		S
22	David Monsalve	GK	6-0	183	12/21/1988	Brampton, ON, Canada		S
3	Drew Moor	DEF	6-0	165	01/15/1984	Dallas, TX	Indiana	S
27	Luke Moore	FWD	5-9	167	02/13/1986	Birmingham, England		S
5	Ashtone Morgan	DEF	5-11	165	02/09/1991			S
25	Taylor Morgan	FWD	6-5	180	10/21/1990	Southampton, England	George Mason	S
2	Justin Morrow	DEF	5-9	165	10/04/1987	Cleveland, OH	Notre Dame	S
8	Richard Mulrooney	MID	5-9	160	11/03/1976	Memphis, TN	Creighton	S
17	Paulo Nagamura	MID	5-8	155	03/02/1983	Sao Paulo, Brazil		S
20	Issey Nakajima-Farran	MID	5-10	160	05/16/1984			S
15	Joseph Nane	MID	6-2	185	03/12/1987	Yaounde, Cameroon	Old Dominion	S
26	Cristian Nunez	MID	5-7	165	07/07/1988	Montreal, Canada		S
7	Ronnie O'Brien	MID	5-10	155	01/05/1979	Bray, Ireland		S
48	Darren O'Dea	DEF	6-1	180	02/04/1987	Dublin, Ireland		S
23	Dominic Odoro	FWD	6-0	160	08/13/1985	Prasmo, Ghana	Virginia Commonwealth	S
2	Demitrius Omphroy	DEF	5-10	165	05/30/1989	Alameda, CA	California	S
16	Bradley Orr	DEF	6-1	195	11/01/1982			S
21	Jonathan Osorio	MID	5-9	160	06/12/1992	Brampton, Ontario		S
22	Boris Pardo	GK	6-1	190	03/22/1984	Hillside, NJ	Seton Hall	S
24	Damien Perquis	DEF	6-1	165	04/10/1984			S
23	Jacob Peterson	FWD	5-10	165	01/27/1986	Portage, MI	Indiana	S
8	Pat Phelan	MID	6-1	185	01/16/1985	Enfield, CT	Wake Forest	S
7	Joao Plata	FWD	5-2	135	03/01/1992	Guayaquil, Ecuador		S
13	Chris Pozniak	DEF	5-11	175	01/10/1981	North York, Ontario, Canada		S
4	Marco Reda	DEF	6-2	180	06/22/1977	Woodbridge, Ontario, Canada	Winthrop (SC)	S
34	Tim Regan	DEF	6-1	170	06/27/1981	Orland Hills, IL	Bradley	S
23	Alvaro Rey	MID	6-0	171	07/11/1989	Seville, Spain		S
22	Sam Reynolds	GK	6-0	190	12/13/1981		Cal State-Fullerton	S
33	Ryan Richter	MID	6-2	175	04/12/1989	Southampton, PA	La Salle	S
10	Rohan Ricketts	MID	5-10	160	12/22/1982			S
87	Tosaint Ricketts	FWD	6-0	170	08/06/1987			S
32	Laurent Roberts	MID	5-8	132	05/21/1975			S
40	Quillon Roberts	GK	6-0	193	09/13/1994	Brampton, ON		S
32	Carl Robinson	MID	5-10	165	10/13/1976	Llandrudd Wells, Wales		S
32	Dasan Robinson	DEF	5-11	160	06/06/1984	Elyria, OH	Dayton	S
15	Tyler Rosenlund	MID	6-0	180	09/13/1986		California-Santa Barbara	S
25	Carlos Ruiz	FWD	5-9	145	09/15/1979	Guatemala City, Guatemala		S
16	Darel Russell	MID	5-10	163	10/22/1980	Mile End, England		S
21	Collin Samuel	FWD	5-9	180	08/27/1981	North Manzanilla, Trinidad & T		S
22	Amadou Sanyang	DEF	6-0	165	08/01/1991	Banjul, Gambia		S
25	Martin Saric	MID	5-11	195	08/18/1979	Buenos Aires, Argentina		S
15	Adrian Serieux	DEF	6-0	190	05/12/1979	Scarborough, Ontario		S
11	Luis Silva	MID	5-11	170	12/10/1988	Los Angeles, CA	California-Santa Barbara	S
38	Clement Simonin	DEF	6-2	179	07/01/1991	Lorient, France	North Carolina State	S
23	Jarrod Smith	FWD	6-1	180	06/20/1984	Havelock North, New Zealand	West Virginia	S
13	Johann Smith	FWD	5-10	165	04/25/1987			S
18	Nick Soolsma	FWD	5-10	175	01/17/1988	Andijk, Netherlands		S
39	Kenny Stamatopoulos	GK	6-2	180	08/28/1979	Markham, ON, Canada		S
10	Alen Stevanovic	MID	5-10	165	01/07/1991	Zurich, Switzerland		S
15	Matt Stinson	MID	5-10	165	09/09/1992			S
11	Nathan Sturgis	DEF	5-10	160	07/06/1987	St. Augustine, FL	Clemson	S

TORONTO FC ALL-TIME ROSTER

TORONTO FC ALL-TIME TEAM ROSTER

NO.	PLAYER	POS.	HT.	WT.	BIRTHDATE	HOMETOWN	COLLEGE	STATUS
22	Tony Tchani	MID	6-4	185	04/13/1989	Dovala, Cameroon	Virginia	S
28	Olivier Tebily	DEF	6-0	191	12/19/1975			S
18	Michael Thomas	MID	5-10	190	03/08/1989	Olathe, KS	Notre Dame	S
13	Rick Titus	DEF	6-1	175	03/10/1969	Vancouver, Canada	Toronto (Canada)	S
37	Maximiliano Urruti	FWD	6-0	165	02/22/1991	Rosario, Argentina		S
33	Maksim Usanov	DEF	5-9	175	03/05/1985	St. Petersburg, Russia		S
4	Marco Velez	DEF	6-1	186	06/26/1980	Carolina, Puerto Rico	Barry University	S
55	Eddy Viator	DEF	5-11	155	06/02/1982	Colombes, France		S
8	Pablo Vitti	FWD	5-10	0	07/09/1985	Rosario, Argentina		S
26	Collen Warner	MID	5-10	178	06/24/1988	Denver, CO	Portland	S
7	Andy Welsh	MID	5-9	140	01/24/1983	Manchester, England		S
9	Emery Welshman	FWD	5-11	180	11/09/1991	Mississauga, ON	Oregon State	S
17	O'Brian White	FWD	6-1	175	12/14/1985	Ochoa Rios, Jamaica	Connecticut	S
32	Andrew Wiedeman	FWD	5-11	165	08/22/1989	San Ramon, CA	California	S
31	Dicoy Williams	DEF	6-2	187	10/07/1986	Kingston, Jamaica		S
23	Josh Williams	DEF	6-2	192	04/18/1988	Copley, OH	Cleveland State	S
16	Marvell Wynne	DEF	5-9	186	05/08/1986	Poway, CA	UCLA	S
19	Mikael Yourassowsky	DEF	5-10	165	02/26/1983			S
15	Eric Zavaleta	FWD	6-1	185	08/02/1992	Westfield, IN	Indiana	S
28	Gianluca Zavarise	MID	5-11	0	07/28/1986	Burnaby, BC, Canada		S



TORONTO FC ALL-TIME PLAYER STATISTICS

ALL-TIME TORONTO FC REGULAR SEASON STATISTICS (91-144-89, 362 pts.)

UNF	POS	PLAYER	GP	GS	MIN	G	A	SHT	SOG	FC	FS	OFF	CK	C	E
10	F	Sebastian Giovinco	61	60	5193	39	31	358	132	75	159	63	198	7	0
14	F	Dwayne De Rosario	76	57	5356	28	10	177	85	73	77	87	40	11	0
17	F	Jozy Altidor	48	37	3283	23	5	80	39	82	93	16	1	7	2
14	F	Danny Koevermans	30	22	2020	17	3	71	43	33	17	25	0	3	0
19	F	Chad Barrett	65	58	4612	16	8	118	59	47	39	38	2	10	1
9	F	Danny Dichio	59	37	3380	14	6	57	31	95	81	43	0	9	1
21	M	Jonathan Osorio	114	94	8411	11	17	90	28	78	127	10	53	5	1
18	F	Jermain Defoe	19	17	1529	11	2	58	25	22	23	25	0	5	0
9	F	Ryan Johnson	43	43	3762	10	7	93	33	58	56	27	0	6	0
29	F	Macon Santos	32	25	2175	10	3	79	26	36	25	22	0	2	0
20	M	Amado Guevara	46	44	3818	9	10	90	39	66	57	7	143	8	1
4	M	Michael Bradley	74	74	6608	8	15	121	32	76	70	0	162	14	0
10	F	Robert Earnshaw	26	23	1883	8	0	69	22	16	22	24	0	1	0
2	D	Justin Morrow	94	92	8085	7	9	32	12	68	69	12	0	14	1
27	F	Luke Moore	42	28	2602	7	7	65	26	40	54	6	1	4	1
9	F	Gilberto	28	21	1955	7	5	73	22	45	44	10	1	3	0
93	F	Jeff Cunningham	32	20	1781	6	1	40	22	8	27	42	0	5	0
11	M	Luis Silva	44	33	3001	5	7	70	27	26	45	9	64	3	0
18	M	Marky Delgado	48	42	3694	5	5	37	11	48	29	5	2	8	0
6	M	Maurice Edu	38	37	3284	5	2	41	13	87	71	3	1	11	1
11	D	Jackson	52	35	3216	5	2	78	25	60	66	8	3	7	0
11	M	Jim Brennan	84	83	7460	4	4	44	17	72	22	11	15	19	0
10	M	Rohan Ricketts	39	29	2455	4	4	31	20	43	49	5	21	1	0
17	F	O'Brian White	33	14	1505	4	4	30	13	19	9	8	0	3	0
21	F	Alan Gordon	8	7	632	4	1	18	8	23	14	6	0	3	0
32	F	Andrew Wiedeman	36	16	1695	4	1	43	9	10	13	8	0	0	0
33	M	Carl Robinson	74	73	6523	3	7	31	14	126	64	0	48	16	0
18	F	Nick Soolsma	32	21	1902	3	7	33	15	16	23	1	16	1	0
7	F	Joao Plata	36	28	2391	3	5	66	19	14	31	13	35	1	0
3	D	Nana Attakora	56	50	4451	3	4	19	7	35	36	1	0	6	1
29	F	Eric Hassli	7	7	572	3	2	21	9	25	10	11	0	2	0
7	F	Fuad Ibrahim	26	9	952	3	2	21	8	15	17	14	8	3	0
22	F	Jordan Hamilton	17	11	925	3	1	20	12	9	12	15	1	0	0
23	M	Terry Dunfield	40	36	3067	3	0	29	12	58	25	7	29	8	0
3	D	Drew Moor	32	32	2880	3	0	21	6	15	29	0	0	3	0
87	F	Tosaint Ricketts	11	4	399	3	0	20	9	3	8	5	0	1	1
16	M	Darel Russell	18	10	924	3	0	16	9	21	17	0	0	5	0
21	F	Collin Samuel	19	19	1600	3	0	42	25	30	37	9	0	2	0
16	D	Marvell Wynne	67	66	5878	2	10	24	12	49	51	7	0	4	0
7	M	Julian de Guzman	65	53	4817	2	8	58	13	101	90	3	1	19	1
6	M	Will Johnson	23	19	1600	2	5	32	10	21	23	1	5	4	0
23	F	Dominic Oduro	24	17	1514	2	4	22	9	12	45	10	1	2	0
8	F	Eric Avila	33	24	2140	2	4	39	10	20	28	0	10	2	0
6	D	Nick Hagglund	53	39	3722	2	4	27	8	44	32	4	0	6	2
19	M	Reggie Lambe	55	42	3644	2	4	33	13	53	62	7	14	6	1
26	M	Colten Warner	49	39	3364	2	4	28	4	85	43	0	58	10	0
55	F	Robbie Findley	25	18	1476	2	3	28	8	18	35	4	0	2	0
22	M	Torsten Frings	33	33	2793	2	3	39	14	28	28	2	88	5	0
15	D	Doneil Henry	70	55	5096	2	3	33	7	89	35	4	1	18	2
17	F	Justin Braun	21	8	779	2	2	12	5	22	15	9	0	4	0
24	D	Damien Perquis	37	35	3055	2	2	10	3	37	30	3	0	9	0
25	D	Jeremy Hall	57	47	4173	2	1	15	4	49	39	1	0	6	0
15	D	Adrian Serieux	26	25	2235	2	1	8	5	42	23	0	0	6	1
8	F	Pablo Vitti	26	18	1650	2	1	29	14	24	40	8	3	3	0
3	M	Warren Creavalle	24	15	1342	2	0	5	4	23	14	1	0	4	1
9	M	Tsubasa Endoh	21	15	1387	2	0	24	9	9	20	2	23	0	0
70	F	Peri Marosevic	7	4	410	2	0	12	5	3	3	3	2	0	0
33	F	Javier Martina	23	15	1389	2	0	15	9	13	9	4	1	3	0
20	M	Issey Nakajima-Farran	5	2	235	2	0	6	3	5	6	0	1	1	0
4	D	Marco Velez	38	31	2753	2	0	9	6	28	12	0	0	3	2
7	M	Benoit Cheyrou	42	37	3208	1	9	46	9	53	24	1	14	7	1
8	M	Nick LaBrocca	28	24	1716	1	6	26	9	16	4	2	63	4	0
2	M	Sam Cronin	33	30	2716	1	5	16	3	14	6	1	2	2	0
15	M	Bobby Convey	21	20	1786	1	4	15	3	19	31	4	51	3	0
8	M	Dan Gargan	43	37	3300	1	4	12	3	57	25	0	0	10	0
22	F	Jeremy Brockie	15	11	1072	1	3	31	12	18	16	10	1	1	0
48	D	Darren O'Dea	26	26	2340	1	3	18	5	30	13	1	0	5	0
23	F	Jacob Peterson	37	28	2291	1	3	34	10	15	25	1	32	1	0
32	M	Laurent Robert	17	16	1364	1	3	31	14	8	20	1	43	4	1
7	M	Andy Welsh	20	16	1335	1	3	14	10	19	29	4	3	2	0
2	D	Andrew Boyens	23	21	1825	1	1	4	2	33	18	0	0	4	2
13	D	Steven Caldwell	46	46	3975	1	1	17	4	47	23	3	0	7	2
7	F	Bright Dike	11	5	469	1	1	8	4	11	5	2	0	1	0
8	D	Kevin Goldthwaite	9	9	801	1	1	8	6	14	8	0	8	2	1
16	D	Bradley Orr	19	14	1144	1	1	3	2	9	12	0	0	1	0
23	M	Alvaro Rey	20	15	1229	1	1	15	5	17	33	1	15	2	0
15	F	Eriq Zavaleta	33	25	2331	1	1	10	3	17	8	1	0	3	0
23	M	Miguel Canizalez	12	3	414	1	0	5	1	4	4	2	2	0	0
10	F	Alecko Eskandarian	6	6	485	1	0	11	9	14	11	0	2	3	0
16	F	Ali Gerba	11	5	534	1	0	15	3	8	4	11	0	1	0
3	D	Herculez Gomez	7	2	223	0	3	2	6	4	0	3	0	0	0
15	M	Julius James	13	10	899	1	0	6	1	12	5	1	0	0	0
20	M	Matias Laba	16	16	1414	1	0	7	4	19	31	0	1	5	0
15	M	Tyler Rosenlund	8	3	347	1	0	5	4	2	6	0	0	1	0
23	F	Jarrod Smith	20	6	728	1	0	14	6	6	4	1	0	0	0
22	M	Tony Tchani	13	13	1032	1	0	12	5	21	18	0	0	3	1
5	D	Ashtone Morgan	95	75	7115	0	10	19	3	88	72	4	1	16	2
28	D	Mark Bloom	39	37	3169	0	4	12	5	29	36	3	0	3	0

TORONTO FC ALL-TIME PLAYER STATISTICS

ALL-TIME TORONTO FC REGULAR SEASON STATISTICS (77-135-78, 309 pts.)

UNF	POS	PLAYER	GP	GS	MIN	G	A	SHT	SOG	FC	FS	OFF	CK	C	E
7	M	Ronnie O'Brien	13	13	1139	0	4	22	12	16	15	0	42	1	0
25	D	Danleigh Borman	22	18	1606	0	3	3	0	18	10	1	3	4	0
37	F	Nicholas Lindsay	4	2	240	0	3	3	1	5	3	0	0	1	0
19	M	Daniel Lovitz	41	13	1387	0	3	13	5	25	30	3	16	3	0
13	D	Chris Pozniak	22	16	1498	0	3	9	3	22	16	1	2	3	1
3	D	Miguel Aceval	5	5	416	0	2	3	0	3	2	0	3	0	0
12	F	Edson Buddie	10	5	481	0	2	9	6	12	5	6	0	1	0
14	M	Jay Chapman	28	10	982	0	2	13	5	19	11	0	0	1	0
31	M	Armando Cooper	6	4	390	0	2	11	3	8	19	0	1	0	0
27	D	Richard Eckersley	72	70	6193	0	2	23	6	104	90	1	3	15	0
24	G	Stefan Frei	82	82	7311	0	2	0	0	0	25	0	0	1	0
15	M	Matt Stinson	17	6	764	0	2	12	1	13	6	1	0	1	0
18	F	Quincy Amarikwa	11	6	548	0	1	8	1	12	9	1	0	0	0
11	F	Mo Babouli	16	6	647	0	1	10	1	11	6	3	10	1	0
33	D	Steven Beitashour	29	29	2563	0	1	3	0	34	32	1	0	5	0
12	G	Joseph Bendik	73	73	6570	0	1	0	0	2	6	0	0	5	1
4	D	Nick Garcia	36	33	2936	0	1	3	1	29	20	0	0	4	1
19	?	Andrea Lombardo	17	6	752	0	1	17	9	32	24	18	0	2	0
10	F	Mista	9	5	544	0	1	13	3	5	1	5	5	1	0
33	M	Ryan Richter	13	12	1118	0	1	7	1	17	14	0	0	1	0
13	F	Johann Smith	14	3	418	0	1	6	3	5	12	1	3	0	0
23	D	Josh Williams	27	23	1998	0	1	4	0	12	11	1	0	0	1
19	D	Mikael Yourassowsky	21	13	1302	0	1	21	4	26	27	6	5	4	1
28	M	Gianluca Zavarise	14	4	569	0	1	6	1	7	13	3	0	1	1
6	D	Gale Agbassoumonde	13	12	1081	0	0	2	0	21	7	0	0	4	0
8	M	Kyle Bekker	29	16	1452	0	0	29	5	21	10	1	32	1	0
25	G	Alex Bono	16	15	1370	0	0	0	0	2	0	0	0	0	0
7	M	John Bostock	7	4	388	0	0	5	2	4	3	0	7	0	0
3	D	Adam Braz	13	9	773	0	0	1	0	16	9	0	0	5	0
33	M	Junior Burgos	2	0	11	0	0	2	1	0	0	0	2	0	0
3	D	Danny Califf	4	4	354	0	0	1	0	4	3	0	0	2	0
12	D	Adrian Cann	48	46	4063	0	0	10	4	41	22	1	0	6	0
9	F	Conor Casey	2	0	58	0	0	0	0	2	0	0	0	0	0
1	G	Jon Conway	1	1	72	0	0	0	0	0	1	0	0	0	1
16	M	Oscar Cordon	4	1	144	0	0	3	1	6	2	0	0	1	0
29	D	Kyle Davies	1	0	21	0	0	0	0	1	0	0	0	0	0
18	G	Srdjan Djekanovic	8	7	635	0	0	0	0	1	0	0	0	3	0
12	D	Todd Dunivant	27	23	2012	0	0	15	10	20	19	4	12	1	0
18	G	Brian Edwards	9	9	810	0	0	0	0	0	0	0	0	0	0
48	M	Raheem Edwards	1	0	2	0	0	1	1	0	0	0	0	0	0
3	D	Jonas Elmer	3	1	128	0	0	1	0	2	0	0	0	0	0
2	D	Logan Emory	26	22	1859	0	0	10	2	31	17	0	0	2	2
31	F	Hogan Ephraim	11	9	775	0	0	5	3	5	11	6	3	2	0
5	D	Lesly Fellingha	4	1	137	0	0	2	2	1	1	0	2	0	0
2	D	Hunter Freeman	7	7	606	0	0	2	0	13	10	1	0	2	0
27	D	Gabe Gata	17	4	454	0	0	4	3	8	3	0	3	0	0
26	F	Derek Gaudet	1	0	27	0	0	0	0	1	0	0	0	0	0
26	D	Matt Gold	3	0	45	0	0	0	0	1	0	0	0	0	0
32	D	Emmanuel Gomez	9	6	491	0	0	0	0	4	3	0	0	1	0
41	G	Freddy Hall	7	7	630	0	0	0	0	0	2	0	0	0	0
20	D	Ty Harden	43	39	3474	0	0	12	3	38	13	1	0	4	1
5	D	Kevin Harmse	28	21	1882	0	0	15	6	22	17	0	0	6	1
24	M	Tyler Hemming	7	3	336	0	0	1	1	1	3	1	0	0	0
34	D	Raivis Hscanovics	11	10	753	0	0	0	0	10	7	0	0	2	0
25	F	Abbe Ibrahim	1	0	4	0	0	1	1	0	1	0	0	0	0
3	D	Andy Iro	13	13	1145	0	0	6	0	20	15	1	0	3	0
1	G	Clint Irwin	19	19	1690	0	0	0	0	0	1	0	0	1	0
30	G	Julio Cesar	7	7	630	0	0	0	0	0	2	0	0	1	0
35	D	Diaz Kambere	1	1	90	0	0	0	0	0	0	0	0	0	0
41		Ahmed Kantari	12	10	951	0	0	2	1	17	6	2	0	3	0
30	G	Milos Kocic	37	35	3191	0	0	1	1	0	5	0	0	0	0
1	G	Chris Konopka	21	21	1890	0	0	1	0	1	0	0	0	2	0
13	F	Keith Makubuya	2	0	55	0	0	2	0	0	15	1	0	0	0
21	F	Tyrone Marshall	40	39	3459	0	0	11	0	38	26	0	1	8	0
14	F	Aaron Mauro	15	9	947	0	0	5	1	13	7	0	0	2	0
17	?	Joey Melo	5	0	110	0	0	2	1	1	2	0	3	1	0
22	G	David Monsalve	1	1	90	0	0	0	0	0	1	0	0	0	0
28	F	Taylor Morgan	1	0	15	0	0	0	0	1	0	0	0	0	0
8	M	Richard Mulrooney	2	2	180	0	0	1	1	1	4	0	1	0	0
17	M	Paulo Nagamura	4	4	354	0	0	4	2	10	12	0	0	3	0
15	M	Joseph Nane	11	8	614	0	0	8	1	8	8	0	0	0	0
2	D	Demitrios Omphroy	1	0	1	0	0	0	0	0	1	0	0	0	0
4	D	Marco Reda	8	7	573	0	0	1	0	7	10	0	0	0	1
34	D	Tim Regan	1	1	90	0	0	1	0	0	0	0	0	0	0
22	G	Sam Reynolds	2	2	175	0	0	0	0	0	0	0	0	0	0
25	F	Carlos Ruiz	5	3	285	0	0	1	0	1	4	2	0	0	0
22	D	Amadou Sanyang	20	15	1209	0	0	3	0	26	19	0	0	4	2
25	M	Martin Sarin	17	15	1153	0	0	8	3	32	9	0	0	6	1
38	D	Clement Simonin	2	2	171	0	0	1	0	4	0	0	0	1	0
39	G	Kenny Stamatopoulos	12	12	1080	0	0	1	0	0	1	0	0	0	0
10	M	Alen Stevanovic	12	9	773	0	0	11	3	6	10	2	1	1	0
11	D	Nathan Sturgis	14	11	953	0	0	3	0	3	13	0	31	1	0
1	G	Greg Sutton	34	33	3015	0	0	0	0	0	7	0	0	1	0
28	D	Oliver Tebily	4	3	234	0	0	0	0	2	2	0	0	0	0
18	M	Michael Thomas	1	0	12	0	0	0	0	0	0	0	0	0	0
13	D	Rick Titus	1	1	90	0	0	0	0	0	0	0	0	0	0
37	F	Maximiliano Urruti	2	0	37	0	0	0	0	0	2	0	0	0	0

TORONTO FC ALL-TIME PLAYER STATISTICS

ALL-TIME TORONTO FC REGULAR SEASON STATISTICS (77-135-78, 309 pts.)

UNF	POS	PLAYER	GP	GS	MIN	G	A	SHT	SOG	FC	FS	OFF	CK	C	E
33	D	Maksim Usanov	14	13	1045	0	0	0	0	27	8	1	0	5	1
55	D	Eddy Viator	3	2	186	0	0	0	0	4	0	0	0	2	0
9	F	Emery Welshman	1	0	5	0	0	0	0	0	1	0	0	0	0
31	D	Darcy Williams	10	8	741	0	0	4	1	13	2	0	0	1	0
Own-goals received					7										
Team totals			324	324	29160	384	363	3750	1412	4006	3834	799	1501	568	48
Opponent totals			324	324	29160	498	473	4121	1645	3834	4005	845	1637	492	38

TORONTO FC INDIVIDUAL GOALKEEPING REGULAR SEASON

UNF	POS	GOALKEEPER	GP	GS	MIN	SHTS	SV	GA	GAA	PG	PA	W	L	T	SO
22	G	Sam Reynolds	2	2	175	11	9	2	1.03	1	1	1	0	1	0
25	G	Alex Bono	16	15	1370	60	42	16	1.05	1	1	8	3	5	4
1	G	Clint Irwin	19	19	1690	76	50	23	1.22	2	2	6	6	6	6
1	G	Jon Conway	1	1	72	2	2	1	1.25	0	0	0	0	0	0
18	G	Srdjan Djekanovic	8	7	635	34	22	9	1.28	1	1	2	3	2	2
30	G	Julio Cesar	7	7	630	27	18	9	1.29	2	2	3	4	0	2
1	G	Chris Konopka	21	21	1890	92	62	31	1.48	4	6	11	7	3	4
24	G	Stefan Frei	82	82	7311	452	314	125	1.54	14	15	20	35	5	19
1	G	Greg Suttton	34	33	3015	218	155	52	1.55	8	9	9	16	9	7
18	G	Brian Edwards	9	9	810	48	34	14	1.56	1	1	3	4	2	3
12	G	Joseph Bendik	73	73	6570	336	217	118	1.62	8	9	18	35	6	9
39	G	Kenny Stamatopoulos	12	12	1080	61	41	20	1.67	4	4	1	8	3	2
30	G	Milos Kocic	37	35	3191	176	114	60	1.69	1	2	9	17	1	0
41	G	Freddy Hall	7	7	630	42	27	15	2.14	1	1	0	5	2	2
22	G	David Monsalve	1	1	90	10	7	3	3	0	0	0	1	0	0
Team totals			290	290	26100	1509	1022	459	1.58	45	51	77	135	78	53
Opponent totals			290	290	26100	1248	874	333	1.15	17	27	135	77	78	96

PLAYOFFS

ALL-TIME TORONTO FC PLAYOFF STATISTICS (77-135-78, 309 pts.)

UNF	F	PLAYER	GP	GS	MIN	SHTS	SV	GA	GAA	PG	PA	W	L	T	SO
17	F	Jozy Altidore	7	7	671	5	4	16	11	19	16	3	0	1	0
10	F	Sebastian Giovinco	7	7	647	4	4	42	14	10	30	4	27	0	0
87	F	Tosaint Ricketts	6	0	134	2	1	11	6	1	1	0	0	0	0
21	M	Jonathan Osorio	7	6	475	2	0	6	4	6	5	0	0	0	0
6	D	Nick Hagglund	6	6	600	1	2	5	2	5	1	0	0	0	0
31	M	Armando Cooper	6	6	430	1	1	8	2	13	17	0	2	1	0
4	M	Michael Bradley	7	7	690	1	0	3	1	7	6	1	9	2	0
8	M	Benoit Cheyrou	4	1	170	1	0	3	2	1	2	0	0	0	0
33	D	Steven Beitashour	6	6	574	0	2	0	0	5	10	0	0	0	0
7	M	Will Johnson	6	1	211	0	1	2	0	2	5	0	0	0	0
2	D	Justin Morrow	7	7	690	0	1	2	1	4	3	2	0	0	0
15	F	Mark Bloom	2	0	645	0	1	2	0	9	0	0	0	0	0
28	D	Mark Bloom	2	0	26	0	0	0	0	1	1	0	0	0	0
18	M	Marky Delgado	2	0	22	0	0	0	0	1	1	0	0	1	0
55	F	Robbie Findley	1	1	72	0	0	0	0	0	0	0	0	0	0
16	F	Herculez Gomez	1	0	18	0	0	0	0	0	1	0	0	0	0
1	G	Clint Irwin	6	6	600	0	0	0	0	0	0	0	0	0	0
11	D	Jackson	1	1	90	0	0	1	0	1	2	0	0	0	0
41		Ahmed Kantari	1	1	45	0	0	0	0	3	0	0	0	0	0
1	G	Chris Konopka	1	1	90	0	0	0	0	0	0	0	0	0	0
3	D	Drew Moor	6	6	600	0	0	2	2	5	1	0	0	0	0
23	D	Josh Williams	1	1	90	0	0	0	0	0	1	0	0	0	0
1	G	Chris Konopka	1	1	90	0	0	0	0	0	0	0	0	0	0
2	D	Justin Morrow	1	1	90	0	0	1	0	1	0	0	0	0	0
21	M	Jonathan Osorio	1	1	70	0	0	0	0	0	1	0	0	0	0
23	D	Josh Williams	1	1	90	0	0	0	0	0	1	0	0	0	0
15	F	Eriq Zavaleta	1	0	45	0	0	0	0	0	0	0	0	0	0
Team totals			7	7	690	17	17	103	45	93	109	10	38	5	0
Opponent totals			7	7	690	9	10	78	28	109	93	9	29	12	0

TORONTO FC INDIVIDUAL GOALKEEPING PLAYOFFS

UNF	POS	GOALKEEPER	GP	GS	MIN	SHTS	SV	GA	GAA	PG	PA	W	L	T	SO	RECORD		
1	G	Clint Irwin	6	6	600	20	13	6	0.9	0	0	4	1	1	3	1-0-1	0-0-0	
1	G	Chris Konopka	1	1	90	8	4	3	3	0	0	0	1	0	0	0-0-0	0-0-0	
		Team totals	7	7	690	28	17	9	1.1	7	0	4	2	1	3	1-0-1	0-0-0	
		Opponent totals	7	7	690	45	27	17	2.2	2	1	1	2	4	1	2	0-1-1	0-0-0



TORONTO FC ALL-TIME INDIVIDUAL LEADERS

GAMES PLAYED

PLAYER	GP
Jonathan Osorio	114
Ashtone Morgan	95
Justin Morrow	94
Jim Brennan	84
Stefan Frei	82
Dwayne De Rosario	76
Michael Bradley	74
Carl Robinson	74
Joseph Bendik	73
Richard Eckersley	72

GAMES STARTED

PLAYER	GS
Jonathan Osorio	94
Justin Morrow	92
Jim Brennan	83
Stefan Frei	82
Ashtone Morgan	75
Michael Bradley	74
Joseph Bendik	73
Carl Robinson	73
Richard Eckersley	70
Marvell Wynne	66

MINUTES PLAYED

PLAYER	MIN
Jonathan Osorio	8411
Justin Morrow	8085
Jim Brennan	7460
Stefan Frei	7311
Ashtone Morgan	7115
Michael Bradley	6608
Joseph Bendik	6570
Carl Robinson	6523
Richard Eckersley	6193
Marvell Wynne	5878

GOALS

PLAYER	GP	GOALS
Sebastian Giovinco	61	39
Dwayne De Rosario	76	28
Jozy Altidore	48	23
Danny Koevermans	30	17
Chad Barrett	65	16
Danny Dichio	59	14
Jermain Defoe	19	11
Jonathan Osorio	114	11
Maicon Santos	32	10
Ryan Johnson	43	10
Jonathan Osorio	84	9

ASSISTS

PLAYER	GP	ASTS
Sebastian Giovinco	61	31
Jonathan Osorio	114	17
Michael Bradley	74	15
Dwayne De Rosario	76	10
Amado Guevara	46	10
Ashtone Morgan	95	10
Marvell Wynne	67	10
Benoit Cheyrou	42	9
Justin Morrow	94	9
Chad Barrett	65	8
Julian de Guzman	65	8

SHOTS

PLAYER	GP	SHOTS
Sebastian Giovinco	61	358
Dwayne De Rosario	76	177
Michael Bradley	74	121
Chad Barrett	65	118
Ryan Johnson	43	93
Amado Guevara	46	90
Jonathan Osorio	114	90
Jozy Altidore	48	80
Maicon Santos	32	79
Jackson	52	78

SHOTS ON GOAL

PLAYER	GP	SOG
Sebastian Giovinco	61	132
Dwayne De Rosario	76	85
Chad Barrett	65	59
Danny Koevermans	30	43
Jozy Altidore	48	39
Amado Guevara	46	39
Ryan Johnson	43	33
Michael Bradley	74	32
Danny Dichio	59	31
Jonathan Osorio	114	28

FOULS COMMITTED

PLAYER	GP	FC
Carl Robinson	74	126
Richard Eckersley	72	104
Julian de Guzman	65	101
Danny Dichio	59	95
Doneil Henry	70	89
Ashtone Morgan	95	88
Maurice Edu	38	87
Collen Warner	49	85
Jozy Altidore	48	82
Jonathan Osorio	114	78

TORONTO FC ALL-TIME INDIVIDUAL LEADERS

FOULS SUFFERED

PLAYER	GP	FS
Sebastian Giovinco	61	159
Jonathan Osorio	114	127
Jozy Altidore	48	93
Julian de Guzman	65	90
Richard Eckersley	72	90
Danny Dichio	59	81
Dwayne De Rosario	76	77
Ashtone Morgan	95	72
Maurice Edu	38	71
Michael Bradley	74	70

OFFSIDES

PLAYER	GP	OFF
Dwayne De Rosario	76	87
Sebastian Giovinco	61	63
Danny Dichio	59	43
Jeff Cunningham	32	42
Chad Barrett	65	38
Ryan Johnson	43	27
Jermain Defoe	19	25
Danny Koevermans	30	25
Robert Earnshaw	26	24
Maicon Santos	32	22

CAUTIONS (YELLOW)

PLAYER	GP	CAUT
Jim Brennan	84	19
Julian de Guzman	65	19
Doneil Henry	70	18
Ashtone Morgan	95	16
Carl Robinson	74	16
Richard Eckersley	72	15
Michael Bradley	74	14
Justin Morrow	94	14
Dwayne De Rosario	76	11
Maurice Edu	38	11

GAME-WINNING GOALS

PLAYER	GP	GWG
Sebastian Giovinco	61	11
Dwayne De Rosario	76	7
Jozy Altidore	48	6
Jermain Defoe	19	5
Chad Barrett	65	4
Danny Dichio	59	3
Amado Guevara	46	3
10 players tied with 2		

EJECTIONS (RED CARDS)

PLAYER	GP	EJECT
Jozy Altidore	48	2
Andrew Boyens	23	2
Steven Caldwell	46	2
Logan Emory	26	2
Nick Hagglund	53	2
Doneil Henry	70	2
Ashtone Morgan	95	2
Amadou Sanyang	20	2
Marco Velez	38	2
30 players tied with 1		

GAME-WINNING ASSISTS

PLAYER	GP	GWA
Sebastian Giovinco	61	6
Jonathan Osorio	114	6
Michael Bradley	74	5
Benoit Cheyrou	42	4
Jozy Altidore	48	3
Mark Bloom	39	3
Sam Cronin	33	3
Nick Soolsma	32	3
7 players tied with 2		

CORNER KICKS

PLAYER	GP	CK
Sebastian Giovinco	61	198
Michael Bradley	74	162
Amado Guevara	46	143
Torsten Frings	33	88
Luis Silva	44	64
Nick LaBrocca	28	63
Collen Warner	49	58
Jonathan Osorio	114	53
Bobby Convey	21	51
Carl Robinson	74	48

HAT TRICKS

PLAYER	GP	HATS
Sebastian Giovinco	61	4

MULTI-GOAL GAMES

PLAYER	GP	GAMES
Sebastian Giovinco	61	9
Dwayne De Rosario	76	5
Jozy Altidore	48	4
Chad Barrett	65	3
Jermain Defoe	19	3
Amado Guevara	46	3
Danny Koevermans	30	2
Rohan Ricketts	39	2
7 players tied with 1		

TORONTO FC ALL-TIME INDIVIDUAL LEADERS

PENALTY-KICK GOALS

PLAYER	GP	PKG
Sebastian Giovinco	61	7
Jozy Altidore	48	3
Jermain Defoe	19	3
Dwayne De Rosario	76	3
Robert Earnshaw	26	2
Joao Plata	36	1
Collin Samuel	19	1
Nick Soolsma	32	1

GOALS PER GAME

PLAYER	GP	GOALS	AVG
Sebastian Giovinco	61	39	0.64
Jozy Altidore	48	23	0.48
Dwayne De Rosario	76	28	0.37
Minimum: 20 goals			

ASSISTS PER GAME

PLAYER	GP	ASTS	AVG
Sebastian Giovinco	61	31	0.51
Minimum: 20 assists			

GOALS PER 90 MIN.

PLAYER	MIN	GOALS	AVG
Sebastian Giovinco	5193	39	0.68
Jozy Altidore	3283	23	0.63
Dwayne De Rosario	5356	28	0.47
Minimum: 20 goals			

ASSISTS PER 90 MIN.

PLAYER	MIN	ASTS	AVG
Sebastian Giovinco	5193	31	0.54
Minimum: 20 assists			

SCORING PCT.

PLAYER	GP	SHOTS	GOALS	PCT
Jozy Altidore	48	80	23	28.8
Dwayne De Rosario	76	177	28	15.8
Sebastian Giovinco	61	358	39	10.9
Minimum: 20 goals				

SHOTS ON GOAL PCT.

PLAYER	GP	SHOTS	GOALS	PCT
Dwayne De Rosario	76	177	85	48
Sebastian Giovinco	61	358	132	36.9
Minimum: 75 shots on goal				

GAMES STARTED IN GOAL

PLAYER	GS
Stefan Frei	82
Joseph Bendik	73
Milos Kocic	35
Greg Sutton	33
Chris Konopka	21
Clint Irwin	19
Alex Bono	15
Kenny Stamatopoulos	12
Brian Edwards	9
Srdjan Djekanovic	7
Freddy Hall	7
Julio Cesar	7

MINUTES PLAYED IN GOAL

PLAYER	MIN
Stefan Frei	7311
Joseph Bendik	6570
Milos Kocic	3191
Greg Sutton	3015
Chris Konopka	1890
Clint Irwin	1690
Alex Bono	1370
Kenny Stamatopoulos	1080
Brian Edwards	810
Srdjan Djekanovic	635

GOALS AGAINST AVG.

PLAYER	GP	MIN	SHTS	SVS	GA	GAA	W-L-T	SHO
Stefan Frei	82	7311	439	314	125	1.54	20-35-25	19
Joseph Bendik	73	6570	335	217	118	1.62	18-35-20	9
Minimum:								
4500 minutes played								

WINNING PCT.

PLAYER	GP	WON	LOST	TIED	PCT
Stefan Frei	82	20	35	25	0.406
Minimum: 20 wins					

WINS

PLAYER	GP	WON
Stefan Frei	82	20
Joseph Bendik	73	18
Chris Konopka	21	11
Milos Kocic	37	9
Greg Sutton	34	9
Alex Bono	16	8
Clint Irwin	19	6
Brian Edwards	9	3
Julio Cesar	7	3
Srdjan Djekanovic	8	2

TORONTO FC ALL-TIME INDIVIDUAL LEADERS

LOSSES		
PLAYER	GP	LOST
Joseph Bendik	73	35
Stefan Frei	82	35
Milos Kocic	37	17
Greg Sutton	34	16
Kenny Stamatopoulos	12	8
Chris Konopka	21	7
Clint Irwin	19	6
Freddy Hall	7	5
Brian Edwards	9	4
Julio Cesar	7	4

SHUTOUTS		
PLAYER	GP	SVS
Stefan Frei	82	19
Joseph Bendik	73	9
Greg Sutton	34	7
Clint Irwin	19	6
Alex Bono	16	4
Milos Kocic	37	4
Chris Konopka	21	4
Brian Edwards	9	3
Srdjan Djekanovic	8	2
Julio Cesar	7	2
Kenny Stamatopoulos	12	2

SAVES		
PLAYER	GP	SVS
Stefan Frei	82	314
Joseph Bendik	73	217
Greg Sutton	34	155
Milos Kocic	37	114
Chris Konopka	21	62
Clint Irwin	19	50
Alex Bono	16	42
Kenny Stamatopoulos	12	41
Brian Edwards	9	34
Freddy Hall	7	27

SAVES PERCENTAGE				
PLAYER	GP	SAVES	SOG	PCT
Stefan Frei	82	314	452	69.5
Joseph Bendik	72	217	336	64.6
Minimum: 175 saves				



TORONTO FC ALL-TIME SINGLE SEASON LEADERS

GAMES PLAYED

YEAR	PLAYER	GP
2012	Richard Eckersley	33
2013	Joseph Bendik	33
2015	Sebastian Giovinco	33
2015	Justin Morrow	32
2016	Drew Moor	32
2013	Jeremy Hall	31
2014	Justin Morrow	31

GAMES STARTED

YEAR	PLAYER	GS
2013	Joseph Bendik	33
2012	Richard Eckersley	32
2015	Sebastian Giovinco	32
2012	Ryan Johnson	31
2015	Justin Morrow	31
2012	Ryan Johnson	31
2015	Justin Morrow	31

MINUTES PLAYED

YEAR	PLAYER	MIN
2013	Joseph Bendik	2970
2016	Drew Moor	2880
2012	Richard Eckersley	2802
2015	Sebastian Giovinco	2775
2012	Ryan Johnson	2769

GOALS

YEAR	PLAYER	GP	GOALS
2015	Sebastian Giovinco	33	22
2016	Sebastian Giovinco	28	17
2010	Dwayne De Rosario	27	15
2015	Jozy Altidore	25	13
2009	Dwayne De Rosario	28	11
2014	Jermain Defoe	19	11

ASSISTS

YEAR	PLAYER	GP	ASTS
2015	Sebastian Giovinco	33	16
2016	Sebastian Giovinco	28	15
2015	Benoit Cheyrou	28	7
2015	Jonathan Osorio	29	7
4 players tied with 6			

SHOTS

YEAR	PLAYER	GP	SHOTS
2015	Sebastian Giovinco	33	181
2016	Sebastian Giovinco	28	177
2009	Dwayne De Rosario	28	80
2014	Gilberto	28	73
2010	Dwayne De Rosario	27	72

SHOTS ON GOAL

YEAR	PLAYER	GP	SOG
2015	Sebastian Giovinco	33	73
2009	Dwayne De Rosario	28	36
2010	Dwayne De Rosario	27	36
2009	Chad Barrett	29	25
2014	Jermain Defoe	19	25

FOULS COMMITTED

YEAR	PLAYER	GP	FC
2007	Maurice Edu	25	65
2007	Carl Robinson	26	50
2008	Carl Robinson	27	49
2012	Terry Dunfield	30	49
2007	Danny Dichio	17	46
2012	Ryan Johnson	31	46

FOULS SUFFERED

YEAR	PLAYER	GP	FS
2015	Sebastian Giovinco	33	90
2016	Sebastian Giovinco	28	69
2007	Maurice Edu	25	50
2016	Jozy Altidore	23	48
2014	Luke Moore	27	45
2014	Dominic Oduro	24	45
2015	Jozy Altidore	25	45

CAUTIONS (YELLOWS)

YEAR	PLAYER	GP	CAUT
2009	Jim Brennan	28	8
2010	Julian de Guzman	25	8
2014	Doneil Henry	21	8
2010	Dan Gargan	27	7
2012	Terry Dunfield	30	7
2012	Ashtone Morgan	30	7
2015	Collen Warner	29	7

EJECTIONS (RED CARDS)

YEAR	PLAYER	GP	EJECT
2007	Andrew Boyens	23	2
2008	Marco Velez	23	2
2012	Logan Emory	23	2
2013	Doneil Henry	20	2
2014	Nick Hagglund	25	2
2015	Jozy Altidore	25	2

CORNER KICKS

YEAR	PLAYER	GP	CK
2016	Sebastian Giovinco	28	103
2015	Sebastian Giovinco	33	95
2009	Amado Guevara	25	94
2012	Torsten Frings	20	70
2015	Michael Bradley	25	64

TORONTO FC ALL-TIME SINGLE SEASON LEADERS

OFFSIDES

YEAR	PLAYER	GP	OFF
2009	Dwayne De Rosario	28	43
2010	Dwayne De Rosario	27	41
2015	Sebastian Giovinco	33	34
2016	Sebastian Giovinco	28	29
2008	Danny Dichio	23	26

GAME-WINNING GOALS

YEAR	PLAYER	GP	GWG
2015	Sebastian Giovinco	33	7
2010	Dwayne De Rosario	27	5
2014	Jermain Defoe	19	5
2015	Jozy Altidore	25	5
2016	Sebastian Giovinco	28	4

GAME-WINNING ASSISTS

YEAR	PLAYER	GP	GWA
2016	Sebastian Giovinco	28	5
2015	Michael Bradley	25	3
2015	Benoit Cheyrou	28	3
2016	Jozy Altidore	23	3
8 players tied with 2			

PENALTY-KICK GOALS

YEAR	PLAYER	GP	PKG
2016	Sebastian Giovinco	28	4
2010	Dwayne De Rosario	27	3
2014	Jermain Defoe	19	3
2015	Jozy Altidore	25	3
2015	Sebastian Giovinco	33	3

GOALS PER GAME

YEAR	PLAYER	GP	GOALS	AVG
2011	Danny Koevermans	10	8	0.8
2015	Sebastian Giovinco	33	22	0.67
2016	Sebastian Giovinco	28	17	0.61
2014	Jermain Defoe	19	11	0.58
2012	Danny Koevermans	16	9	0.56
Minimum: 5 goals				

ASSISTS PER GAME

YEAR	PLAYER	GP	ASTS	AVG
2016	Sebastian Giovinco	28	15	0.54
2015	Sebastian Giovinco	33	16	0.48
2015	Benoit Cheyrou	28	7	0.25
2015	Jonathan Osorio	29	7	0.24
2009	Amado Guevara	25	6	0.24
2015	Michael Bradley	25	6	0.24
Minimum: 5 assists				

SCORING PCT.

YEAR	PLAYER	GP	SHOTS	GOALS	PCT
2015	Jozy Altidore	25	37	13	35.1
2016	Justin Morrow	31	15	5	33.3
2007	Danny Dichio	17	20	6	30
2011	Danny Koevermans	10	30	8	26.7
2008	Danny Dichio	23	20	5	25
Minimum: 5 goals					

SHOTS ON GOAL PCT.

YEAR	PLAYER	GP	SHOTS	SOG	PCT
2012	Danny Koevermans	16	39	24	61.5
2007	Collin Samuel	18	41	24	58.5
2010	Dwayne De Rosario	27	72	36	50
2016	Jozy Altidore	23	43	21	48.8
2009	Chad Barrett	29	55	25	45.5
Minimum: 20 shots on goal					

GAMES PLAYED IN GOAL

YEAR	PLAYER	GS
2013	Joseph Bendik	33
2010	Stefan Frei	28
2011	Stefan Frei	27
2012	Milos Kocic	27
2014	Joseph Bendik	27

GAMES STARTED IN GOAL

YEAR	PLAYER	GS
2013	Joseph Bendik	33
2010	Stefan Frei	28
2011	Stefan Frei	27
2012	Milos Kocic	27
2014	Joseph Bendik	27

MINUTES PLAYED IN GOAL

YEAR	PLAYER	MIN
2013	Joseph Bendik	2970
2010	Stefan Frei	2520
2012	Milos Kocic	2430
2014	Joseph Bendik	2430
2011	Stefan Frei	2406

GOALS AGAINST AVG.

YEAR	PLAYER	GP	MIN	GA	GAA
2016	Alex Bono	16	1370	16	1.32
2016	Clint Irwin	19	1690	23	1.39
2010	Stefan Frei	28	2520	37	1.46
2013	Joseph Bendik	33	2970	46	1.48
2008	Greg Sutton	24	2160	35	1.49

Minimum: 1000 minutes played

TORONTO FC ALL-TIME SINGLE SEASON LEADERS

WINNING PERCENTAGE

YEAR	PLAYER	GP	WON	LOST	TIED	PCT
2016	Alex Bono	16	8	3	5	0.656
2015	Chris Konopka	21	11	7	3	0.595
2009	Stefan Frei	26	9	9	7	0.5
2016	Clint Irwin	19	6	6	6	0.5
2014	Joseph Bendik	27	8	11	8	0.444

Minimum: 5 wins

WINS

YEAR	PLAYER	GP	WON
2015	Chris Konopka	21	11
2009	Stefan Frei	26	9
2010	Stefan Frei	28	8
2014	Joseph Bendik	27	8
2016	Alex Bono	16	8

LOSSES

YEAR	PLAYER	GP	LOST
2012	Milos Kocic	27	16
2013	Joseph Bendik	33	16
2010	Stefan Frei	28	13
2011	Stefan Frei	27	12
2014	Joseph Bendik	27	11

SAVES

YEAR	PLAYER	GP	SVS
2008	Greg Sutton	24	116
2010	Stefan Frei	28	108
2011	Stefan Frei	27	106
2009	Stefan Frei	26	98
2013	Joseph Bendik	33	90

SHUTOUTS

YEAR	PLAYER	GP	SHO
2010	Stefan Frei	28	8
2008	Greg Sutton	24	6
2011	Stefan Frei	27	6
2016	Clint Irwin	19	6
2009	Stefan Frei	26	5

SAVE PERCENTAGE

YEAR	PLAYER	GP	SAVES	SOG	PCT
2008	Greg Sutton	24	116	160	72.5
2010	Stefan Frei	28	108	153	70.6
2016	Alex Bono	16	42	60	70
2009	Stefan Frei	26	98	141	69.5
2011	Stefan Frei	27	106	155	68.4

Minimum: 40 Saves

TORONTO FC INDIVIDUAL YEAR-BY-YEAR

GAMES PLAYED

YEAR	PLAYER	GP
2016	Drew Moor	32
2015	Sebastian Giovinco	33
2014	Justin Morrow	31
2013	Joseph Bendik	33
2012	Richard Eckersley	33
2011	Stefan Frei	27
2010	Stefan Frei	28
	Nick LaBrocca	28
2009	Chad Barrett	29
2008	Jim Brennan	28
2007	Jim Brennan	27

GAMES STARTED

YEAR	PLAYER	GP
2016	Drew Moor	32
2015	Sebastian Giovinco	32
2014	Justin Morrow	30
2013	Joseph Bendik	33
2012	Richard Eckersley	32
2011	Stefan Frei	27
2010	Stefan Frei	28
2009	Jim Brennan	28
2008	Jim Brennan	27
	Carl Robinson	27
2007	Jim Brennan	27

MINUTES PLAYED

YEAR	PLAYER	GP
2016	Drew Moor	2880
2015	Sebastian Giovinco	2775
2014	Justin Morrow	2676
2013	Joseph Bendik	2970
2012	Richard Eckersley	2802
2011	Stefan Frei	2406
2010	Stefan Frei	2520
2009	Jim Brennan	2478
2008	Jim Brennan	2462
2007	Jim Brennan	2430
2007	Jim Brennan	27

GOALS

YEAR	PLAYER	GP	GOALS
2016	Sebastian Giovinco	28	17
2015	Sebastian Giovinco	33	22
2014	Jermain Defoe	19	11
2013	Robert Earnshaw	26	8
2012	Danny Koevermans	16	9
2011	Danny Koevermans	10	8
2010	Dwayne De Rosario	27	15
2009	Dwayne De Rosario	28	11
2008	Danny Dichio	23	5
2007	Danny Dichio	17	6

ASSISTS

YEAR	PLAYER	GP	ASSISTS
2016	Sebastian Giovinco	28	15
2015	Sebastian Giovinco	33	16
2014	Dominic Oduro	24	5
	Gilberto	28	5
2013	Bobby Convey	21	4
2012	Ryan Johnson	31	5
	Ashtone Morgan	30	5
	Luis Silva	30	5
2011	Joao Plata	26	5
	Nick Soolsma	23	5
2010	Nick LaBrocca	28	6
2009	Dwayne De Rosario	28	6
	Amado Guevara	25	6
2008	Amado Guevara	21	4
	Rohan Ricketts	27	4
2007	Ronnie O'Brien	13	4
	Carl Robinson	26	4

SHOTS

YEAR	PLAYER	GP	SHOTS
2016	Sebastian Giovinco	28	177
2015	Sebastian Giovinco	33	181
2014	Gilberto	28	73
2013	Robert Earnshaw	26	69
2012	Ryan Johnson	31	67
2011	Maicon Santos	19	52
2010	Dwayne De Rosario	27	72
2009	Dwayne De Rosario	28	80
2008	Amado Guevara	21	41
2007	Collin Samuel	18	41

SHOTS ON GOAL

YEAR	PLAYER	GP	SOG
2015	Sebastian Giovinco	33	73
2014	Jermain Defoe	19	25
2013	Robert Earnshaw	26	22
2012	Danny Koevermans	16	24
2011	Danny Koevermans	10	17
	Joao Plata	26	17
2010	Dwayne De Rosario	27	36
2009	Dwayne De Rosario	28	36
2008	Amado Guevara	21	19
	Rohan Ricketts	27	19
2007	Collin Samuel	18	24

FOULS COMMITTED

YEAR	PLAYER	GP	FC
2016	Jozy Altidore	23	43
2015	Collen Warner	29	45
2014	Gilberto	28	45
2013	Jeremy Hall	31	34
2012	Terry Dunfield	30	49
2011	Richard Eckersley	23	41
2010	Dan Gargan	27	39
2009	Adrian Serieux	26	42
2008	Carl Robinson	27	49
2007	Maurice Edu	25	65

TORONTO FC INDIVIDUAL YEAR-BY-YEAR

FOULS SUFFERED			
YEAR	PLAYER	GP	FS
2016	Sebastian Giovinco	28	69
2015	Sebastian Giovinco	33	90
2014	Luke Moore	27	45
	Dominic Oduro	24	45
2013	Reggie Lambe	28	33
2012	Ryan Johnson	31	44
2011	Richard Eckerlesley	23	42
2010	Julian de Guzman	25	40
2009	Pablo Vitti	26	40
2008	Rohan Ricketts	27	43
2007	Maurice Edu	25	50

CAUTIONS (YELLOWS)			
YEAR	PLAYER	GP	CAUT
2016	4 players tied with 5		
2015	Collen Warner	29	7
2014	Doneil Henry	21	8
2013	Doneil Henry	20	6
2012	Terry Dunfield	30	7
	Ashtone Morgan	30	7
2011	Julian de Guzman	19	6
	Richard Eckerlesley	23	6
2010	Julian de Guzman	25	8
2009	Jim Brennan	28	8
2008	Jim Brennan	28	5
	Maurice Edu	13	5
	Amado Guevara	21	5
2007	Jim Brennan	27	6
	Maurice Edu	25	6
	Carl Robinson	26	6

EJECTIONS (REDS)			
YEAR	PLAYER	GP	CAUT
2016	Benoit Cheyrou	14	1
	Tosaint Ricketts	11	1
	Josh Williams	15	1
2015	Jozy Altidore	25	2
2014	Nick Hagglund	25	2
2013	Doneil Henry	20	2
2012	Logan Emory	23	2
2011	4 players tied with 1		
2010	7 players tied with 1		
2009	Chad Barrett	29	1
	Amadou Sanyang	7	1
	Adrian Serieux	26	1
2008	Marco Velez	23	2
2007	Andrew Boyens	23	2

CORNER KICKS			
YEAR	PLAYER	GP	CK
2016	Sebastian Giovinco	28	103
2015	Sebastian Giovinco	33	95
2014	Collen Warner	20	57
2013	Bobby Convey	21	51
2012	Torsten Frings	20	70
2011	Nathan Sturgis	14	31
2010	Nick LaBrocca	28	63
2009	Amado Guevara	25	94
2008	Amado Guevara	21	49
2007	Carl Robinson	26	47

OFFSIDES			
YEAR	PLAYER	GP	OFF
2016	Sebastian Giovinco	28	29
2015	Sebastian Giovinco	33	34
2014	Jermain Defoe	19	25
2013	Robert Earnshaw	26	24
2012	Ryan Johnson	31	21
2011	Joao Plata	26	10
2010	Dwayne De Rosario	27	41
2009	Dwayne De Rosario	28	43
2008	Danny Dichio	23	26
2007	Jeff Cunningham	16	23

GAME-WINNING GOALS			
YEAR	PLAYER	GP	OFF
2016	Sebastian Giovinco	28	4
2015	Sebastian Giovinco	33	7
2014	Jermain Defoe	19	5
2013	Robert Earnshaw	26	2
2012	5 players tied with 1		
2011	6 players tied with 1		
2010	Dwayne De Rosario	27	5
2009	4 players tied with 2		
2008	Chad Barrett	13	2
	Rohan Ricketts	27	2
2007	5 players tied with 1		

GAME-WINNING ASSISTS			
YEAR	PLAYER	GP	FS
2016	Sebastian Giovinco	28	5
2015	Michael Bradley	25	3
	Benoit Cheyrou	28	3
2014	Jonathan Osorio	27	2
2013	Mark Bloom	6	1
	Bobby Convey	21	1
	Jonathan Osorio	28	1
2012	5 players tied with 1		
2011	Nick Soolsma	23	2
2010	Jacob Peterson	24	2
2009	Nana Attakora	20	2
	Sam Cronin	27	2
2008	4 players tied with 1		

TORONTO FC INDIVIDUAL YEAR-BY-YEAR

PENALTY KICK GOALS

YEAR	PLAYER	GP	PKG
2016	Sebastian Giovinco	28	4
2015	Jozy Altidore	25	3
	Sebastian Giovinco	33	3
2014	Jermain Defoe	19	3
2013	Robert Earnshaw	26	2
2011	Joao Plata	26	1
	Nick Soolsma	23	1
2010	Dwayne De Rosario	27	3
2007	Collin Samuel	18	1
2009	Jim Brennan	28	8
2008	Jim Brennan	28	5
	Maurice Edu	13	5
	Amado Guevara	21	5
2007	Jim Brennan	27	6
	Maurice Edu	25	6
	Carl Robinson	26	6

GOALS PER GAME

YEAR	PLAYER	GP	GOALS	AVG
2016	Sebastian Giovinco	28	17	0.61
2015	Sebastian Giovinco	33	22	0.67
2014	Jermain Defoe	19	11	0.58
2013	Robert Earnshaw	26	8	0.31
2012	Danny Koevermans	16	9	0.56
2011	Danny Koevermans	10	8	0.8
2010	Dwayne De Rosario	27	15	0.56
2009	Dwayne De Rosario	28	11	0.39
2008	Danny Dichio	23	5	0.22
2007	Danny Dichio	17	6	0.35
	Minimum: 5 goals			

ASSISTS PER GAME

YEAR	PLAYER	GP	ASTS	AVG
2016	Sebastian Giovinco	28	15	0.54
2015	Sebastian Giovinco	33	16	0.48
2014	Dominic Oduro	24	5	0.21
2012	Ashtone Morgan	30	5	0.17
	Luis Silva	30	5	0.17
2011	Nick Soolsma	23	5	0.22
2010	Nick LaBrocca	28	6	0.21
2009	Amado Guevara	25	6	0.24
	Minimum: 5 assists			

SCORING PCT.

YEAR	PLAYER	GP	SHOTS	GOALS	PCT
2016	Justin Morrow	31	15	5	33.3
2015	Jozy Altidore	25	37	13	35.1
2014	Jermain Defoe	19	58	11	19
2013	Jonathan Osorio	28	28	5	17.9
2012	Danny Koevermans	16	39	9	23.1
2011	Danny Koevermans	10	30	8	26.7
2010	Chad Barrett	23	32	7	21.9
2009	Dwayne De Rosario	28	80	11	13.8
2008	Danny Dichio	23	20	5	25
2007	Danny Dichio	17	20	6	30
	Minimum: 5 goals	17	20	6	30

SCORING PCT.

YEAR	PLAYER	GP	SHOTS	SOG	PCT
2016	Jozy Altidore	23	43	21	48.8
2015	Sebastian Giovinco	33	181	73	40.3
2014	Jermain Defoe	19	58	25	43.1
2013	Robert Earnshaw	26	69	22	31.9
2012	Danny Koevermans	16	39	24	61.5
2010	Dwayne De Rosario	27	72	36	50
2009	Chad Barrett	29	55	25	45.5
2007	Collin Samuel	18	41	24	58.5
	Minimum: 20 SOG				

GAMES PLAYED IN GOAL

YEAR	PLAYER	GP
2016	Clint Irwin	19
2015	Chris Konopka	21
2014	Joseph Bendik	27
2013	Joseph Bendik	33
2012	Milos Kocic	27
2011	Stefan Frei	27
2010	Stefan Frei	28
2009	Stefan Frei	26
2008	Greg Sutton	24
2007	Kenny Stamatopoulos	12

GAMES STARTED IN GOAL

YEAR	PLAYER	GS
2016	Clint Irwin	19
2015	Chris Konopka	21
2014	Joseph Bendik	27
2013	Joseph Bendik	33
2012	Milos Kocic	27
2011	Stefan Frei	27
2010	Stefan Frei	28
2009	Stefan Frei	26
2008	Greg Sutton	24
2007	Kenny Stamatopoulos	12

MINUTES PLAYED IN GOAL

YEAR	PLAYER	MIN
2016	Clint Irwin	1690
2015	Chris Konopka	1890
2014	Joseph Bendik	2430
2013	Joseph Bendik	2970
2012	Milos Kocic	2430
2011	Stefan Frei	2406
2010	Stefan Frei	2520
2009	Stefan Frei	2295
2008	Greg Sutton	2160
2007	Kenny Stamatopoulos	1080



TORONTO FC INDIVIDUAL YEAR-BY-YEAR

GOALS AGAINST AVG.

YEAR	PLAYER	GP	MIN	GA	GAA
2016	Alex Bono	16	1370	16	1.05
2015	Chris Konopka	21	1890	31	1.48
2014	Joseph Bendik	27	2430	45	1.67
2013	Joseph Bendik	33	2970	46	1.39
2012	Milos Kocic	27	2430	47	1.74
2011	Stefan Frei	27	2406	49	1.83
2010	Stefan Frei	28	2520	37	1.32
2009	Stefan Frei	26	2295	38	1.49
2008	Greg Sutton	24	2160	35	1.46
2007	Kenny Stamatopoulos	12	1080	20	1.67

Minimum: 1000 minutes played

WINNING PCT.

YEAR	PLAYER	GP	WON	LOST	TIED	PCT
2016	Alex Bono	16	8	3	5	0.656
2015	Chris Konopka	21	11	7	3	0.595
2014	Joseph Bendik	27	8	11	8	0.444
2013	Joseph Bendik	33	6	16	11	0.348
2012	Milos Kocic	27	5	16	6	0.296
2010	Stefan Frei	28	8	13	7	0.411
2009	Stefan Frei	26	9	9	7	0.5
2008	Greg Sutton	24	7	10	7	0.438

Minimum: 5 wins

WINS

YEAR	PLAYER	GP	WON
2016	Alex Bono	16	8
2015	Chris Konopka	21	11
2014	Joseph Bendik	27	8
2013	Joseph Bendik	33	6
2012	Milos Kocic	27	5
2011	Stefan Frei	27	3
	Milos Kocic	8	3
2010	Stefan Frei	28	8
2009	Stefan Frei	26	9
2008	Greg Sutton	24	7
2007	Srdjan Djekanovic	8	2
	Greg Sutton	8	2

LOSSES

YEAR	PLAYER	GP	LOST
2016	Clint Irwin	19	6
2015	Joseph Bendik	13	8
2014	Joseph Bendik	27	11
2013	Joseph Bendik	33	16
2012	Milos Kocic	27	16
2011	Stefan Frei	27	12
2010	Stefan Frei	28	13
2009	Stefan Frei	26	9
2008	Greg Sutton	24	10
2007	Kenny Stamatopoulos	12	8

SAVES

YEAR	PLAYER	GP	SVS
2016	Clint Irwin	19	50
2015	Chris Konopka	21	62
2014	Joseph Bendik	27	82
2013	Joseph Bendik	33	90
2012	Milos Kocic	27	82
2011	Stefan Frei	27	106
2010	Stefan Frei	28	108
2009	Stefan Frei	26	98
2008	Greg Sutton	24	116
2007	Kenny Stamatopoulos	12	41

SHUTOUTS

YEAR	PLAYER	GP	SO
2016	Clint Irwin	19	6
2015	Chris Konopka	21	4
2014	Joseph Bendik	27	4
2013	Joseph Bendik	33	4
2012	Milos Kocic	27	3
2011	Stefan Frei	27	6
2010	Stefan Frei	28	8
2009	Stefan Frei	26	5
2008	Greg Sutton	24	6
2007	Srdjan Djekanovic	8	2
	Kenny Stamatopoulos	12	2

SAVES PERCENTAGE

YEAR	PLAYER	GP	MIN	GA	GAA
2016	Alex Bono	16	42	60	70
2015	Chris Konopka	21	62	92	67.4
2014	Joseph Bendik	27	82	125	65.6
2013	Joseph Bendik	33	90	139	64.7
2012	Milos Kocic	27	82	129	63.6
2011	Stefan Frei	27	106	155	68.4
2010	Stefan Frei	28	108	153	70.6
2009	Stefan Frei	26	98	141	69.5
2008	Greg Sutton	24	116	160	72.5
2007	Kenny Stamatopoulos	12	41	61	67.2

Minimum: 40 saves

TORONTO FC ALL-TIME MLS SCHEDULE

REGULAR SEASON TOTALS

DATE	OPPONENT	RESULT	ATT.	W-L-T	POS.	PTS	NOTES:
07/04/2007	at Chivas USA	L 0-2	14,351	0-1-0	T4	0	CHV: Razov (35) Kijestan (88)
14/04/2007	at New England	L 0-4	18,184	0-2-0	T6	0	NE: Twellman (12,18) Joseph (60) Dorman (72)
25/04/2007	at Kansas City	L 0-3	7,438	0-3-0	T6	0	KC: Johnson (5) Zavagnin (55) Movsisyan (70)
28/04/2007	Kansas City	L 0-1	20,148	0-4-0	T6	0	KC: Johnson (81)
12/05/2007	Chicago	W 3-1	20,041	1-4-0	7	3	TOR: Dichio (24) Goldthwaite (51) Edu (75); CHI: Rolfe (36)
16/05/2007	Houston	W 1-0	19,123	2-4-0	6	6	TOR: Welsh (25)
19/05/2007	D.C. United	L 1-2	20,183	2-5-0	7	6	TOR: Eskandarian (44); DC: own goal (52) Moreno (79)
26/05/2007	at Columbus	T 2-2	11,755	2-5-1	7	7	TOR: Dichio (27) Brennan (49); CLB: Herron (2,36)
02/06/2007	Colorado	W 2-1	20,195	3-5-1	6	10	TOR: Dichio (9) Boyens (28); COL: Gomez (32)
06/06/2007	New York	L 1-2	20,113	3-6-1	6	10	TOR: Cunningham (22); NY: Angel (69,71)
17/06/2007	FC Dallas	W 4-0	20,156	4-6-1	6	13	TOR: Edu (22) Dichio (25) Robinson (65) Cunningham (92+)
23/06/2007	at New England	L 0-3	10,114	4-7-1	7	13	NE: Dorman (13,81) Noonan (33)
01/07/2007	at Kansas City	T 1-1	9,485	4-7-2	7	14	TOR: Dichio (46); KC: Harrington (18)
04/07/2007	at Real Salt Lake	W 2-1	20,751	5-7-2	6	17	TOR: Cunningham (19) Samuel (79); RSL: Eskandarian (45)
07/07/2007	at Chicago	T 1-1	13,080	5-7-3	6	18	TOR: Edu (78); CHI: Barrett (70)
15/07/2007	at Houston	T 0-0	11,114	5-7-4	6	19	
22/07/2007	at Columbus	L 0-2	13,479	5-8-4	6	19	CLB: Barros Schelotto (50,56)
29/07/2007	Chicago	L 0-3	20,322	5-9-4	T6	19	CHI: Guerrero (37) Carr (58) Franks (75)
05/08/2007	Los Angeles	T 0-0	20,522	5-9-5	T6	20	
12/08/2007	at New York	L 0-3	12,103	5-10-5	T6	20	NY: Angel (24) Altidore (50,63)
18/08/2007	Chivas USA	L 0-2	20,178	5-11-5	7	20	CHV: Galindo (57) Kijestan (88)
25/08/2007	D.C. United	L 0-1	20,093	5-12-5	7	20	DC: Fred (8)
08/09/2007	at FC Dallas	L 0-2	16,790	5-13-5	7	20	DAL: Denison (36) Thompson (87)
15/09/2007	Real Salt Lake	T 0-0	20,098	5-13-6	7	21	
22/09/2007	Columbus	L 1-2	20,127	5-14-6	7	21	TOR: Canizalez (2); CLB: Garey (61) Thomas (83)
29/09/2007	at D.C. United	L 1-4	25,174	5-15-6	7	21	TOR: Robinson (14); DC: Burch (52) Fred (57) Moreno (66) Emilio (70)
04/10/2007	New York	W 2-1	20,274	6-15-6	7	24	TOR: Edu (18) own goal (66); NY: Richards (75)
07/10/2007	at Colorado	L 0-1	10,832	6-16-6	7	24	COL: Kirovski (43)
13/10/2007	at Los Angeles	L 1-2	27,000	6-17-6	7	24	TOR: Samuel (68); LA: Donovan (56) Buddle (78)
20/10/2007	New England	T 2-2	20,374	6-17-7	7	25	TOR: Samuel (59) Dichio (92+); NE: Parkhurst (47+) Twellman (47)
29/03/2008	at Columbus	L 0-2	13,843	0-1-0	T5	0	CLB: Moffat (26) Moreno (76)
05/04/2008	at D.C. United	L 1-4	20,161	0-2-0	7	0	TOR: Edu (88); DC: Emilio (2) Quaranta (5) Gallardo (52) Moreno
13/04/2008	at Los Angeles	W 3-2	20,426	1-2-0	T5	3	TOR: Dichio (42) Ja. Smith (53) Cunningham (88); LA: Donovan (43, 58)
19/04/2008	Real Salt Lake	W 1-0	20,219	2-2-0	5	6	TOR: Robert (31)
26/04/2008	Kansas City	W 2-0	20,045	3-2-0	5	9	TOR: Guevara (56,77)
01/05/2008	New York	T 1-1	19,816	3-2-1	T2	10	TOR: Velez (22); NY: van den Bergh (38)
17/05/2008	Columbus	T 0-0	20,358	3-2-2	T5	11	
21/05/2008	D.C. United	W 1-0	19,971	4-2-2	4	14	TOR: Dichio (7)
24/05/2008	at D.C. United	L 2-3	18,647	4-3-2	4	14	TOR: Dichio (13,46+); DC: Peralta (41) Moreno (70) Emilio (72)
31/05/2008	Los Angeles	W 2-0	20,096	5-3-2	4	17	TOR: James (48) Cunningham (64)
08/06/2008	at Houston	L 1-3	13,179	5-4-2	4	17	TOR: Cunningham (71); HOU: De Rosario (46+) Ching (52,69)
14/06/2008	Colorado	W 3-1	20,135	6-4-2	3	20	TOR: Dichio (37) Ricketts (58,67); COL: C. Gomez (80)
21/06/2008	Kansas City	T 0-0	20,293	6-4-3	3	21	
28/06/2008	at New England	L 1-2	15,863	6-5-3	3	21	TOR: own goal (78); NE: Ralston (12,59)
12/07/2008	at Chicago	L 1-2	15,118	6-6-3	5	21	TOR: Ibrahim (63); CHI: Rolfe (6) Thorrrington (92+)
19/07/2008	San Jose	T 0-0	20,264	6-6-4	T4	22	
28/07/2008	at Real Salt Lake	L 1-2	12,319	6-7-4	T4	22	TOR: Guevara (84); RSL: Olave (63) Findley (87)
03/08/2008	FC Dallas	L 0-2	20,247	6-8-4	T5	22	DAL: Cooper (81,91+)
09/08/2008	at Colorado	W 1-0	11,752	7-8-4	T4	25	TOR: Barrett (44)
17/08/2008	at New York	L 0-2	11,119	7-9-4	T6	25	NY: Magee (37) Angel (92+)
23/08/2008	New England	T 1-1	20,461	7-9-5	T6	26	TOR: Barrett (66); NE: Twellman (35)
30/08/2008	at Chivas USA	L 1-2	12,561	7-10-5	T6	26	TOR: Brennan (19); CHV: Eskandarian (20) Harris (94+)
06/09/2008	Chivas USA	L 1-3	19,863	7-11-5	T6	26	TOR: Rosenlund (30); CHV: Paladini (41) Bornstein (58) Razov (96+)
13/09/2008	Columbus	T 1-1	19,657	7-11-6	7	27	TOR: Robinson (6); CLB: Noonan (40)
20/09/2008	at Kansas City	L 0-2	8,270	7-12-6	7	27	KC: Jewsbury (63) Souter (79)
27/09/2008	Houston	T 1-1	20,074	7-12-7	7	28	TOR: Wynne (73); HOU: own goal (23)
04/10/2008	at New York	W 3-1	13,756	8-12-7	7	31	TOR: Barrett (27,65) Ibrahim (86); NY: Richards (49)
11/10/2008	at FC Dallas	T 2-2	14,114	8-12-8	7	32	TOR: Velez (72) Wynne (88); DAL: Cooper (34,93+)
18/10/2008	Chicago	W 3-2	20,294	9-12-8	7	35	TOR: Guevara (12) Ricketts (18,47+); CHI: Mapp (25) Blanco (59)
25/10/2008	at San Jose	L 0-2	10,526	9-13-8	7	35	SI: Cochrane (49) Salinas (91+)

TORONTO FC ALL-TIME MLS SCHEDULE

REGULAR SEASON TOTALS

DATE	OPPONENT	RESULT	ATT.	W-L-T	POS.	PTS	NOTES:
21/03/2009	at Kansas City	W 3-2	10,385	1-0-0	T1	3	TOR: Brennan (33) Guevara (53,62); KC: Arnaud (56,76)
28/03/2009	at Columbus	T 1-1	14,686	1-0-1	T1	4	TOR: own goal (84); CLB: Barros Schelotto (30)
04/04/2009	Seattle	L 0-2	20,658	1-1-1	T3	4	SEA: Ljungberg (15) Zakuani (45)
11/04/2009	FC Dallas	T 1-1	20,272	1-1-2	T4	5	TOR: De Rosario (17); DAL: Ricchetti (87)
19/04/2009	at FC Dallas	L 2-3	6,813	1-2-2	T5	5	TOR: Serieux (46+) Barrett (59); DAL: Moor (25) Cooper (43,84)
22/04/2009	Chivas USA	W 1-0	19,915	2-2-2	T2	8	TOR: Guevara (36)
26/04/2009	Kansas City	W 1-0	20,056	3-2-2	1	11	TOR: Dichio (54)
02/05/2009	Columbus	T 1-1	19,998	3-2-3	T1	12	TOR: Barrett (64); CLB: Ekpo (54)
09/05/2009	at D.C. United	T 3-3	15,652	3-2-4	2	13	TOR: De Rosario (52,87) Serieux (63); DC: N'Silu (9) Pontius (86) Moreno (92+)
16/05/2009	Chicago	L 0-2	20,006	3-3-4	4	13	CHI: Rolfe (59) McBride (81)
23/05/2009	New England	W 3-1	20,478	4-3-4	T1	16	TOR: Guevara (13,70) De Rosario (67); NE: Joseph (12)
30/05/2009	at Houston	L 0-3	16,037	4-4-4	T2	16	HOU: Davis (19) Kamara (22) Holden (24)
06/06/2009	Los Angeles	L 1-2	20,753	4-5-4	T3	16	TOR: Dichio (62); LA: Gordon (5) Buddle (77)
13/06/2009	New York	W 2-1	19,843	5-5-4	T3	19	TOR: Cronin (3) Dichio (43); NY: Celades (54)
24/06/2009	New York	W 2-0	20,902	6-5-4	2	22	TOR: Vitti (28) De Rosario (59)
27/06/2009	at Real Salt Lake	L 0-3	18,188	6-6-4	T2	22	RSL: Movsisyan (21) Beckerman (44) Mathis (78)
11/07/2009	at San Jose	W 3-1	9,679	7-6-4	T1	25	TOR: Barrett (5,69) Vitti (54); SJ: Huckerby (32)
18/07/2009	Houston	T 1-1	20,172	7-6-5	4	26	TOR: De Rosario (37); HOU: Boswell (74)
25/07/2009	at Columbus	L 2-3	13,775	7-7-5	4	26	TOR: De Rosario (35) Gerba (49); CLB: Gaven (32) Lenhart (76) Garey (92+)
01/08/2009	at New England	T 1-1	12,014	7-7-6	4	27	TOR: De Rosario (34); NE: Jankauskas (76)
15/08/2009	D.C. United	W 2-0	20,638	8-7-6	3	30	TOR: De Rosario (30) White (66)
22/08/2009	at Chivas USA	L 0-2	15,165	8-8-6	3	30	CHV: Kijestjan (32,51)
29/08/2009	at Seattle	T 0-0	32,680	8-8-7	5	31	
05/09/2009	at Colorado	L 0-1	10,821	8-9-7	5	31	COL: Casey (51)
12/09/2009	Colorado	W 3-2	20,521	9-9-7	4	34	TOR: De Rosario (19) White (71) Attakora (74); COL: Casey (49) Holody (89)
19/09/2009	at Los Angeles	L 0-2	18,619	9-10-7	T4	34	LA: Beckham (9) Buddle (83)
26/09/2009	at Chicago	T 2-2	16,890	9-10-8	5	35	TOR: De Rosario (6) Barrett (46); CHI: own goal (14) McBride (78)
10/10/2009	San Jose	T 1-1	20,571	9-10-9	T4	36	TOR: Attakora (46); SJ: Glen (92+)
17/10/2009	Real Salt Lake	W 1-0	20,384	10-10-9	T3	39	TOR: Brennan (47)
24/10/2009	at New York	L 0-5	21,305	10-11-9	T4	39	NY: Kandji (2,70) Angel (33,62) Mbuta (94+)
27/03/2010	at Columbus	L 0-2	13,536	0-1-0	T4	0	CLB: Iro (29) Barros Schelotto (86)
10/04/2010	at New England	L 1-4	12,798	0-2-0	T7	0	TOR: De Rosario (28); NE: Schilawski (47,51,58) Nyassi (66)
15/04/2010	Philadelphia	W 2-1	21,978	1-2-0	T5	3	TOR: De Rosario (35,81); PHI: Harvey (46+)
18/04/2010	at Colorado	L 1-3	9,928	1-3-0	T6	3	TOR: De Rosario (58); COL: Casey (24,85) Larentowicz (71)
25/04/2010	Seattle	W 2-0	18,394	2-3-0	T5	6	TOR: De Rosario (58) White (76)
01/05/2010	at Real Salt Lake	L 1-2	12,659	2-4-0	6	6	TOR: De Rosario (88); RSL: Olave (14) Williams (42)
08/05/2010	Chicago	W 4-1	20,060	3-4-0	3	9	TOR: LaBrocca (24) White (47) Barrett (66,69); CHI: Pause (51)
15/05/2010	at Los Angeles	T 0-0	20,007	3-4-1	3	10	
22/05/2010	New England	W 1-0	20,672	4-4-1	3	13	TOR: Barrett (53)
29/05/2010	at San Jose	W 3-1	10,214	5-4-1	2	16	TOR: Barrett (31) De Rosario (66,94+); SJ: Corrales (76)
05/06/2010	Kansas City	T 0-0	21,583	5-4-2	3	17	
26/06/2010	Los Angeles	T 0-0	18,809	5-4-3	3	18	
01/07/2010	Houston	T 1-1	21,374	5-4-4	3	19	TOR: Gargan (84); HOU: Ching (72)
10/07/2010	Colorado	W 1-0	21,836	6-4-4	3	22	TOR: Ibrahim (61)
17/07/2010	at Philadelphia	L 1-2	17,251	6-5-4	3	22	TOR: Barrett (81); PHI: Orozco (61) Le Toux (95+)
24/07/2010	FC Dallas	T 1-1	19,743	6-5-5	3	23	TOR: dos Santos (61); DAL: Rodriguez (77)
31/07/2010	at Kansas City	L 0-1	10,385	6-6-5	3	23	KC: Bunbury (62)
07/08/2010	Chivas USA	W 2-1	20,648	7-6-5	3	26	TOR: Attakora (21) Barrett (32); CHV: Maldonado (66)
11/08/2010	at New York	L 0-1	19,035	7-7-5	3	26	NY: Lindpere (23)
21/08/2010	New York	L 1-4	22,108	7-8-5	3	26	TOR: De Rosario (49); NY: Marquez (35) own goal (41) Angel (61) Robinson (78)
28/08/2010	Real Salt Lake	T 0-0	21,047	7-8-6	3	27	
04/09/2010	at FC Dallas	L 0-1	10,033	7-9-6	T3	27	DAL: Cunningham (47)
08/09/2010	at Chicago	T 0-0	12,891	7-9-7	3	28	
11/09/2010	D.C. United	L 0-1	20,395	7-10-7	3	28	DC: James (81)
18/09/2010	at Houston	W 2-1	16,435	8-10-7	3	31	TOR: De Rosario (60,94+); HOU: Ching (18)
25/09/2010	San Jose	L 2-3	20,064	8-11-7	4	31	TOR: De Rosario (66) dos Santos (79); SJ: Wondolowski (3,53,67)
02/10/2010	at Seattle	L 2-3	36,079	8-12-7	4	31	TOR: De Rosario (16) Barrett (88); SEA: Zakuani (21) Nkufo (26) Nyassi (59)
09/10/2010	at Chivas USA	L 0-3	12,426	8-13-7	5	31	CHV: Villafana (51) Padilla (88) Espinoza (90)
16/10/2010	Columbus	T 2-2	18,084	8-13-8	T5	32	TOR: dos Santos (29) Peterson (38); CLB: own goal (15) Hesmer (92+)
23/10/2010	at D.C. United	W 3-2	18,071	9-13-8	5	35	TOR: dos Santos (23) De Rosario (48,65); DC: Quaranta (1) Moreno (39)

TORONTO FC ALL-TIME MLS SCHEDULE

REGULAR SEASON TOTALS

DATE	OPPONENT	RESULT	ATT.	W-L-T	P.O.S.	PTS	NOTES:
19/03/2011	at Vancouver	L 2-4	22,592	0-1-0	T6	0	TOR: De Rosario (20) dos Santos (74); VAN: Hassli (15,72) Dunfield (26) Harris (63)
26/03/2011	Portland	W 2-0	20,086	1-1-0	T5	3	TOR: Martina (14,70)
02/04/2011	Chivas USA	T 1-1	18,968	1-1-1	T4	4	TOR: Gordon (36); CHV: Moreno (2)
09/04/2011	at San Jose	T 1-1	8,928	1-1-2	T3	5	TOR: Gordon (27); SJ: Dawkins (38)
13/04/2011	Los Angeles	T 0-0	22,453	1-1-3	T2	6	
16/04/2011	D.C. United	L 0-3	16,313	1-2-3	T5	6	DC: Pontius (5,73) Davies (10)
23/04/2011	Columbus	T 1-1	20,145	1-2-4	T6	7	TOR: Tchani (41); CLB: Renteria (49)
30/04/2011	at Seattle	L 0-3	36,287	1-3-4	T6	7	SEA: Fernandez (9) Evans (52,75)
07/05/2011	Houston	W 2-1	20,259	2-3-4	T6	10	TOR: Plata (50) dos Santos (81); HOU: Palmer (87)
11/05/2011	at FC Dallas	L 0-1	8,145	2-4-4	T6	10	DAL: D. Hernandez (48+)
14/05/2011	Chicago	T 2-2	18,674	2-4-5	T7	11	TOR: Plata (9) dos Santos (47); CHI: Pappa (63) Barouch (75)
22/05/2011	at Colorado	T 0-0	13,598	2-4-6	T6	12	
28/05/2011	Philadelphia	L 2-6	20,122	2-5-6	T6	12	TOR: dos Santos (50,59); PHI: G. Farfan (2) Mapp (11,62) Nakazawa (44) Mwanga (72, 89)
04/06/2011	Sporting KC	T 0-0	19,962	2-5-7	T6	13	
11/06/2011	at Los Angeles	T 2-2	20,675	2-5-8	6	14	TOR: Gordon (68,94+); LA: Birchall (2) Angel (91+)
15/06/2011	at New England	T 0-0	6,680	2-5-9	6	15	
18/06/2011	Seattle	L 0-1	21,839	2-6-9	T6	15	SEA: Montero (90)
25/06/2011	at Real Salt Lake	L 1-3	15,077	2-7-9	T8	15	TOR: dos Santos (66); RSL: Borchers (39) Saborio (42,60)
29/06/2011	Vancouver	W 1-0	19,816	3-7-9	T5	18	TOR: Soolsma (54)
06/07/2011	at New York	L 0-5	15,269	3-8-9	T7	18	NY: Henry (33) Rodgers (38) Lindpere (52) Agudelo (67,89)
09/07/2011	at Houston	L 0-2	19,085	3-9-9	T7	18	HOU: Cruz (50) Cameron (81)
20/07/2011	FC Dallas	L 0-1	21,087	3-10-9	T8	18	DAL: Shea (48)
23/07/2011	at Sporting KC	L 2-4	16,382	3-11-9	T8	18	TOR: Koevvermans (50) Johnson (72); KC: Kamara (28,33) Bravo (37, 64)
30/07/2011	at Portland	T 2-2	18,627	3-11-10	8	19	TOR: Marosevic (71) Koevvermans (81); POR: Johnson (23) Jewsbury
06/08/2011	at D.C. United	T 3-3	11,684	3-11-11	8	20	TOR: Marosevic (52) de Guzman (69) Koevvermans (86); DC: De Rosario (19,64,88)
13/08/2011	Real Salt Lake	W 1-0	21,644	4-11-10	7	23	TOR: Plata (77)
21/08/2011	at Chicago	L 0-2	12,020	4-12-11	T8	23	CHI: Oduro (16) Gargan (69)
27/08/2011	San Jose	T 1-1	21,117	4-12-12	8	24	TOR: Avila (33); SJ: Wondolowski (87)
10/09/2011	at Columbus	W 4-2	13,058	5-12-12	T7	27	TOR: Soolsma (21) Johnson (42) de Guzman (83) Koevvermans (92+); CLB: Heinemann (67) Mendoza (87)
17/09/2011	Colorado	W 2-1	20,318	6-12-12	T7	30	TOR: Koevvermans (52,60); COL: Nyassi (69)
24/09/2011	at Chivas USA	L 0-3	14,357	6-13-12	T7	30	CHV: Angel (12,77) Braun (71)
01/10/2011	New York	T 1-1	20,132	6-13-13	8	31	TOR: Koevvermans (50); NY: Henry (88)
15/10/2011	at Philadelphia	T 1-1	19,178	6-13-14	8	32	TOR: Johnson (57); PHI: Le Toux (43)
22/10/2011	New England	T 2-2	21,600	6-13-15	8	33	TOR: Soolsma (20) Koevvermans (83); NE: Zerka (40) Caraglio (46)
17/03/2012	at Seattle	L 1-3	39,232	0-1-0	T5	0	TOR: Johnson (62); SEA: Estrada (17,51,63)
24/03/2012	San Jose	L 0-3	20,070	0-2-0	T8	0	SJ: Wondolowski (9,68) Salinas (56)
31/03/2012	Columbus	L 0-1	18,944	0-3-0	10	0	CLB: Anor (56)
07/04/2012	at Montreal	L 1-2	23,120	0-4-0	10	0	TOR: Koevvermans (88); MTL: Uipariopovic (18) Wenger (81)
14/04/2012	Chivas USA	L 0-1	18,476	0-5-0	10	0	CHV: Minda (31)
21/04/2012	Chicago	L 2-3	19,255	0-6-0	10	0	TOR: Lambe (36,40); CHI: Oduro (0:25) Segares (41) Nyarko (58)
28/04/2012	at Real Salt Lake	L 2-3	17,629	0-7-0	10	0	TOR: Avila (48) Henry (77); RSL: Beckerman (7) own goal (57) Steele (93+)
05/05/2012	D.C. United	L 0-2	18,364	0-8-0	10	0	DC: Pontius (55) Salihli (75)
19/05/2012	at D.C. United	L 1-3	14,287	0-9-0	10	0	TOR: Koevvermans (71); DC: De Rosario (0:55,43) Salihli (73)
26/05/2012	Philadelphia	W 1-0	18,227	1-9-0	10	3	TOR: Koevvermans (88)
16/06/2012	at Sporting KC	L 0-2	20,488	1-10-0	10	3	KC: Sapong (18) Santos (35)
20/06/2012	at Houston	T 3-3	21,423	1-10-1	10	4	TOR: J. Hall (13) Koevvermans (22,45); HOU: Boswell (20) Bruin (73,90)
23/06/2012	New England	T 2-2	18,877	1-10-2	10	5	TOR: Koevvermans (4) Johnson (42); NE: Brettschneider (71) Tierney (94+)
27/06/2012	at Montreal	W 3-0	14,412	2-10-2	10	8	TOR: Frings (52) Johnson (72) Koevvermans (78)
30/06/2012	New York	T 1-1	20,071	2-10-3	10	9	TOR: Koevvermans (6); NY: Solli (4)
04/07/2012	at FC Dallas	T 1-1	21,508	2-10-4	10	10	TOR: Koevvermans (31); DAL: Loyd (5)
08/07/2012	at Philadelphia	L 0-3	18,393	2-11-4	10	10	PHI: Gomez (34) Adu (36) Hoppentot (78)
11/07/2012	Vancouver	W 3-2	19,821	3-11-4	10	13	TOR: Silva (68) Frings (72) Dunfield (95+); VAN: Mattocks (50,91+)
14/07/2012	at New England	W 1-0	12,180	4-11-4	10	16	TOR: Silva (8)
18/07/2012	Colorado	W 2-1	18,225	5-11-4	10	19	TOR: Johnson (51) Wiedeman (67); COL: Casey (23)
28/07/2012	Houston	L 0-2	19,652	5-12-4	10	19	HOU: Carr (45) Ching (86)
04/08/2012	at Chicago	L 1-2	15,757	5-13-4	10	19	TOR: Johnson (16); CHI: Pappa (64) Berry (84)
15/08/2012	Portland	T 2-2	18,773	5-13-5	10	20	TOR: Hassli (57) Silva (63); POR: Zizzo (21) Nagbe (82)
18/08/2012	Sporting KC	L 0-1	18,151	5-14-5	10	20	KC: Kamara (83)
22/08/2012	at Columbus	L 1-2	10,049	5-15-5	10	20	TOR: Silva (71); CLB: Gaven (4) Higuain (58)
25/08/2012	at Houston	T 1-1	19,930	5-15-6	10	21	TOR: Dunfield (85); HOU: Bruin (21)



TORONTO FC ALL-TIME MLS SCHEDULE

REGULAR SEASON TOTALS

DATE	OPPONENT	RESULT	ATT.	W-L-T	POS.	PTS	NOTES:
01/09/2012	at Sporting KC	L 1-2	18,481	5-16-6	10	21	TOR: Johnson (44); KC: Nagamura (60) Rosell (87)
12/09/2012	Chicago	L 1-2	14,623	5-17-6	10	21	TOR: Hassli (79); CHI: Fernandez (13) Rolfe (42)
15/09/2012	Philadelphia	T 1-1	15,669	5-17-7	10	22	TOR: Hassli (58); PHI: Williams (85)
22/09/2012	at Los Angeles	L 2-4	27,000	5-18-7	10	22	TOR: Dunfield (38) Silva (86); LA: Juninho (11,33) Keane (36,92+)
29/09/2012	at New York	L 1-4	25,017	5-19-7	10	22	TOR: Johnson (6); NY: Holgersson (13) Cooper (27,88) Henry (93+)
06/10/2012	D.C. United	L 0-1	15,281	5-20-7	10	22	DC: Salihi (88)
20/10/2012	Montreal	T 0-0	16,151	5-20-8	10	23	
28/10/2012	at Columbus	L 1-2	15,672	5-21-8	10	23	TOR: Wiedeman (27); CLB: Higuain (17,62)
02/03/2013	at Vancouver	L 0-1	21,000	0-1-0	T5	0	VAN: Koffie (59)
09/03/2013	Sporting KC	W 2-1	25,991	1-1-0	T2	3	TOR: Earnshaw (3,21); KC: Bieler (77)
16/03/2013	at Montreal	L 1-2	37,896	1-2-0	T6	3	TOR: Earnshaw (68); MTL: Bernier (34) Di Vaio (46+)
30/03/2013	Los Angeles	T 2-2	18,355	1-2-1	T7	4	TOR: Earnshaw (29) Osorio (78); LA: Magee (16) Villarreal (92+)
06/04/2013	FC Dallas	T 2-2	16,111	1-2-2	T6	5	TOR: Braun (85) Russell (90); DAL: Jacobson (34) Perez (59)
13/04/2013	at Philadelphia	T 1-1	17,182	1-2-3	T7	6	TOR: Earnshaw (71); PHI: McInerney (93+)
20/04/2013	Houston	T 1-1	15,973	1-2-4	T7	7	TOR: Hall (58); HOU: Creavalle (94+)
27/04/2013	New York	L 1-2	20,009	1-3-4	T8	7	TOR: Osorio (83); NY: Cahill (39,89)
04/05/2013	at Colorado	L 0-1	12,658	1-4-4	T8	7	COL: Buddle (86)
08/05/2013	at San Jose	L 1-2	10,048	1-5-4	T8	7	TOR: Braun (14); SJ: Jahn (48) Wondolowski (81)
18/05/2013	Columbus	L 0-1	18,278	1-6-4	T8	7	CLB: Odoro (42)
25/05/2013	at New England	L 0-2	10,711	1-7-4	9	7	NE: Fagundes (23) Agudelo (93+)
01/06/2013	Philadelphia	T 1-1	19,221	1-7-5	T8	8	TOR: Osorio (66); PHI: McInerney (91+)
15/06/2013	at D.C. United	W 2-1	13,846	2-7-5	9	11	TOR: Earnshaw (30) own goal (41); DC: De Rosario (19)
22/06/2013	at Houston	T 0-0	22,039	2-7-6	9	12	
29/06/2013	Real Salt Lake	L 0-1	20,841	2-8-6	9	12	RSL: Alvarez (45)
03/07/2013	Montreal	T 3-3	21,700	2-8-7	9	13	TOR: Brodie (6) Caldwell (21) O'Dea (24); MTL: Romero (0,22) Camara (69) DiVaio (70)
13/07/2013	at Sporting KC	L 0-3	21,126	2-9-7	9	13	KC: Saad (21,51) Bieler (63)
17/07/2013	at Chivas USA	L 0-1	7,851	2-10-7	9	13	CHV: Torres (79)
20/07/2013	New York	T 0-0	19,444	2-10-8	9	14	
27/07/2013	Columbus	W 2-1	17,987	3-10-8	9	17	TOR: Osorio (87) Wiedeman (94+); CLB: Odoro (17)
04/08/2013	at New England	W 1-0	11,543	4-10-8	9	20	TOR: Laba (2)
10/08/2013	Seattle	L 1-2	18,766	4-11-8	9	20	TOR: Osorio (46); SEA: Rosales (16) own goal (40)
17/08/2013	at Columbus	L 0-2	16,352	4-12-8	9	20	CLB: Higuain (19,67)
24/08/2013	at D.C. United	T 1-1	13,927	4-12-9	9	21	TOR: Convey (60); DC: De Rosario (10)
30/08/2013	New England	T 1-1	18,623	4-12-10	9	22	TOR: Wiedeman (47+); NE: Fagundes (2)
07/09/2013	at Portland	L 0-4	20,674	4-13-10	9	22	POR: Alhassan (46+) Wallace (83) W. Johnson (87) Valeri (93+)
11/09/2013	Chicago	T 1-1	15,217	4-13-11	9	23	TOR: Earnshaw (23); CHI: Duka (20)
14/09/2013	at New York	L 0-2	17,236	4-14-11	9	23	NY: Henry (32) Espindola (80)
21/09/2013	Sporting KC	L 1-2	12,627	4-15-11	9	23	TOR: Russell (38); KC: Sapong (18,53)
28/09/2013	D.C. United	W 4-1	15,879	5-15-11	9	26	TOR: Russell (25) Dike (67) own goal (71) Rey (87); DC: Jeffrey (15)
05/10/2013	at Philadelphia	L 0-1	18,996	5-16-11	9	26	PHI: Kleberson (95+)
19/10/2013	at Chicago	L 0-1	19,889	5-17-11	9	26	CHI: Magee (64)
26/10/2013	Montreal	W 1-0	13,211	6-17-11	9	29	TOR: Earnshaw (16)
15/03/2014	at Seattle	W 2-1	38,441	1-0-0	T3	3	TOR: Defoe (17,24); SEA: Dempsey (68)
22/03/2014	D.C. United	W 1-0	22,591	2-0-0	T1	6	TOR: Defoe (60)
29/03/2014	at Real Salt Lake	L 0-3	18,881	2-1-0	T3	6	RSL: Saborio (11,55) Gil (28)
05/04/2014	at Columbus	W 2-0	12,045	3-1-0	T1	9	TOR: Bradley (11) Nakajima-Farran (85)
12/04/2014	Colorado	L 0-1	22,591	3-2-0	T1	9	COL: Buddle (77)
19/04/2014	at FC Dallas	L 1-2	17,406	3-3-0	3	9	TOR: Nakajima-Farran (21); DAL: Hedges (37) Perez (88)
03/05/2014	New England	L 1-2	22,591	3-4-0	7	9	TOR: Jackson (6); NE: Mullins (24) Nguyen (82)
17/05/2014	New York	W 2-0	22,591	4-4-0	7	12	TOR: Defoe (12) Moore (95+)
23/05/2014	at Sporting KC	T 2-2	19,914	4-4-1	T6	13	TOR: Moore (67) Orr (91+); KC: Dwyer (47,84)
31/05/2014	Columbus	W 3-2	22,591	5-4-1	T5	16	TOR: Defoe (21,81) Henry (92+); CLB: Meram (18) Viana (65)
07/06/2014	San Jose	W 1-0	22,591	6-4-1	4	19	TOR: Defoe (27)
27/06/2014	at New York	T 2-2	20,176	6-4-2	4	20	TOR: Defoe (55) Gilberto (72); NY: Luyindula (36) Wright-Phillips (93+)
02/07/2014	at Chicago	T 1-1	13,153	6-4-3	4	21	TOR: Jackson (42); CHI: Shipp (56)
05/07/2014	D.C. United	L 1-2	22,591	6-5-3	4	21	TOR: Moore (60); DC: DeLeon (54) Kitchen (69)
12/07/2014	Houston	W 4-2	22,591	7-5-3	3	24	TOR: Osorio (39) Odoro (46+) Defoe (63,89); HOU: Davis (13,30)
16/07/2014	Vancouver	T 1-1	22,591	7-5-4	3	25	TOR: Defoe (64); VAN: Mattocks (50)
19/07/2014	at Houston	T 2-2	20,069	7-5-5	3	26	TOR: Gilberto (18) Odoro (47+); HOU: Bruin (11) Barnes (26)
26/07/2014	Sporting KC	L 1-2	22,591	7-6-5	T3	26	TOR: Jackson (16); KC: Zusi (48) Peterson (80)
30/07/2014	at D.C. United	L 0-3	16,171	7-7-5	T3	26	DC: Johnson (8) Rolfe (59) own goal (67)
02/08/2014	at Montreal	W 2-0	16,665	8-7-5	3	29	TOR: Gilberto (11) Moore (54)

TORONTO FC ALL-TIME MLS SCHEDULE

REGULAR SEASON TOTALS

DATE	OPPONENT	RESULT	ATT.	W-L-T	POS.	PTS.	NOTES:
09/08/2014	at Columbus	W 3-2	17,822	9-7-5	3	32	TOR: Gilberto (43) Osorio (59) Moore (84); CLB: Higuain (47+) Meram (81)
16/08/2014	at Sporting KC	L 1-4	20,730	9-8-5	3	32	TOR: Gilberto (46+); KC: Dwyer (18,33) Saad (64) Sapong (77)
23/08/2014	Chicago	T 2-2	22,591	9-8-6	T3	33	TOR: own goal (3) Gilberto (79); CHI: Earnshaw (70) Amarikwa (90)
30/08/2014	New England	L 0-3	22,591	9-9-6	T3	33	NE: Nguyen (2) Rowe (21) Bunbury (58)
03/09/2014	at Philadelphia	L 0-1	15,238	9-10-6	T4	33	PHI: Casey (55)
06/09/2014	Philadelphia	L 0-2	22,591	9-11-6	T6	33	PHI: Casey (8) Wenger (44)
13/09/2014	at Chicago	T 1-1	18,691	9-11-7	7	34	TOR: De Rosario (89); CHI: Palmer (11)
21/09/2014	Chivas USA	W 3-0	22,591	10-11-7	7	37	TOR: Jackson (23) Moore (47+) Gilberto (54)
27/09/2014	Portland	W 3-2	22,591	11-11-7	6	40	TOR: Hagglund (62,70) Bradley (89); POR: Adi (13) own goal (16)
04/10/2014	at Los Angeles	L 0-3	24,064	11-12-7	6	40	LA: Keane (22,25) Gordon (93+)
08/10/2014	Houston	L 0-1	18,269	11-13-7	6	40	HOU: Barnes (35)
11/10/2014	at New York	L 1-3	24,068	11-14-7	6	40	TOR: Osorio (55); NY: Wright-Phillips (26) Bover (35) McCarty (44)
18/10/2014	Montreal	T 1-1	18,329	11-14-8	7	41	TOR: Creavalle (20); MTL: Martins (39)
25/10/2014	at New England	L 0-1	32,766	11-15-8	7	41	NE: Nguyen (35)
07-03-2015	at Vancouver	W 3-1	21,000	1-0-0	T1	3	TOR: Altidore (32,90) Findley (59); VAN: Rivero (19)
14-03-2015	at Columbus	L 0-2	15,826	1-1-0	T2	3	CLB: Meram (57) Kamara (61)
29-03-2015	at Real Salt Lake	L 1-2	20,794	1-2-0	T6	3	TOR: Jackson (88); RSL: Mulholland (38) Allen (89)
04-04-2015	at Chicago	L 2-3	13,818	1-3-0	T7	3	TOR: Giovinco (20) Cheyrou (54); CHI: Jones (14) Maloney (56) Larentowicz (68)
18-04-2015	at FC Dallas	L 2-3	16,176	1-4-0	9	3	TOR: Giovinco (83,89); DAL: Castillo (0,29,10) Blas Perez (27)
26-04-2015	at Orlando City SC	W 2-0	30,908	2-4-0	T7	6	TOR: Altidore (50,83)
02-05-2015	at Philadelphia	W 1-0	17,859	3-4-0	T5	9	TOR: Giovinco (34)
10-05-2015	Houston	L 1-2	30,226	3-5-0	T5	9	TOR: Altidore (77); HOU: Garcia (44) Bruin (53)
16-05-2015	at New England	T 1-1	24,269	3-5-1	T5	10	TOR: Bradley (53); NE: Agudelo (32)
23-05-2015	Portland	W 1-0	23,569	4-5-1	5	13	TOR: Giovinco (5)
30-05-2015	San Jose	W 3-1	17,711	5-5-1	T4	16	TOR: Morrow (22) Creavalle (33) Moore (71); SJ: Wondolowski (24)
06-06-2015	at D.C. United	W 2-1	17,105	6-5-1	3	19	TOR: Giovinco (34,83); DC: Birnbaum (6)
20-06-2015	New York City FC	L 0-2	30,029	6-6-1	4	19	NYC: Villa (8,58)
24-06-2015	Montreal	W 3-1	24,895	7-6-1	4	22	TOR: Bradley (27) Altidore (56) Giovinco (82); MTL: Oyong (19)
27-06-2015	D.C. United	T 0-0	16,382	7-6-2	T3	23	
04-07-2015	at Los Angeles	L 0-4	27,000	7-7-2	T5	23	LA: Keane (9,41,59) Lletget (94+)
12-07-2015	at New York City	T 4-4	27,533	7-7-3	T3	24	TOR: Giovinco (34,40,43) Delgado (82); NYC: Villa (17,65) own goal (29) Mullins (84)
18-07-2015	Philadelphia	W 2-1	25,032	8-7-3	T3	27	TOR: Delgado (29) Giovinco (32); PHI: Casey (91+)
							TOR: Giovinco (50) Warner (55) Altidore (89); CLB: Kamara (17) Tchani (36)
25-07-2015	at Columbus	T 3-3	21,324	8-7-4	T4	28	Finlay (47)
01-08-2015	at New England	L 1-3	21,362	8-8-4	5	28	TOR: Osorio (75); NE: Davies (35,62) Nguyen (44)
05-08-2015	Orlando City SC	W 4-1	26,648	9-8-4	T3	31	TOR: Giovinco (12,56,88) Warner (81); ORL: Boden (17)
08-08-2015	Sporting KC	L 1-3	24,326	9-9-4	T4	31	TOR: Bradley (22); KC: Feilhaber (22) Nemeth (29) Peterson (87)
15-08-2015	at New York Red Bulls	L 0-3	20,685	9-10-4	5	31	NYR: B. Wright-Phillips (27) Wallace (65) Veron (93+)
22-08-2015	Orlando City SC	W 5-0	26,397	10-10-4	T4	34	TOR: Delgado (46) Giovinco (57) Morrow (71) Altidore (83,85)
29-08-2015	Montreal	W 2-1	30,266	11-10-4	T4	37	TOR: Bradley (35) Altidore (55); MTL: Odoro (74)
05-09-2015	at Seattle	L 1-2	39,960	11-11-4	5	37	TOR: Zavaleta (59); SEA: Martins (6) Dempsey (77)
13-09-2015	New England	L 1-3	20,257	11-12-4	5	37	TOR: Findley (55); NE: own goal (4) Fagundez (39) Rowe (71)
16-09-2015	at New York City	L 0-2	25,075	11-13-4	5	37	NYC: Lampard (20) Mullins (77)
19-09-2015	Colorado	W 3-1	19,692	12-13-4	5	40	TOR: Giovinco (14,18) Perquis (38); COL: Powers (40)
26-09-2015	Chicago	W 3-2	22,513	13-13-4	5	43	TOR: Giovinco (29) Bradley (59) Altidore (79); CHI: Gilberto (0-41,52)
03-10-2015	Philadelphia	W 3-1	18,332	14-13-4	5	46	TOR: Giovinco (28) Altidore (63) own goal (91+); PHI: Vitoria (66)
14-10-2015	New York Red Bulls	W 2-1	18,143	15-13-4	2	49	TOR: Gomez (51) Giovinco (78); NYR: S. Wright-Phillips (86)
17-10-2015	Columbus	L 0-2	24,253	15-14-4	3	49	CLB: Finlay (40) Higuain (91+)
25-10-2015	at Montreal	L 1-2	20,801	15-15-4	6	49	TOR: Altidore (45); MTL: Drogba (54,55)
06-03-2016	at New York Red Bulls	W 2-0	21,303	1-0-0	T1	3	TOR: Giovinco (82) Delgado (91+)
13-03-2016	at New York City	T 2-2	30,315	1-0-1	T2	4	TOR: Perquis (47+) Giovinco (76); NYC: Villa (24,28)
20-03-2016	at Sporting KC	L 0-1	19,867	1-1-1	T4	4	KC: Davis (70)
02-04-2016	at Colorado	L 0-1	10,772	1-2-1	7	4	COL: Solignac (18)
09-04-2016	at New England	T 1-1	16,935	1-2-2	T6	5	TOR: Giovinco (58); NE: Rowe (14)
16-04-2016	at D.C. United	W 1-0	16,236	2-2-2	T3	8	TOR: Giovinco (0-58)
23-04-2016	at Montreal	W 2-0	20,801	3-2-2	3	11	TOR: Giovinco (40,81)
01-05-2016	at Portland	L 1-2	21,144	3-3-2	3	11	TOR: Johnson (40); POR: Adi (17) Valeri (74)
07-05-2016	FC Dallas	W 1-0	30,025	4-3-2	2	14	TOR: Endoh (28)
14-05-2016	Vancouver	L 3-4	24,748	4-4-2	3	14	TOR: Giovinco (37,66) Moor (80); VAN: Manneh (12,70) Bolanos (18) Morales (72)
18-05-2016	New York City FC	T 1-1	30,262	4-4-3	T3	15	TOR: Johnson (42); NYC: Poku (16)
21-05-2016	Columbus	T 0-0	26,252	4-4-4	T3	16	
28-05-2016	at New York Red Bulls	L 0-3	20,324	4-5-4	T5	16	NYR: B. Wright-Phillips (4,25,27)

TORONTO FC ALL-TIME MLS SCHEDULE

REGULAR SEASON TOTALS

DATE	OPPONENT	RESULT	ATT.	W-L-T	POS.	PTS	NOTES:
18-06-2016	Los Angeles	W 1-0	30,025	5-5-4	T4	19	TOR: Moor (76)
25-06-2016	at Orlando City S	L 2-3	27,818	5-6-4	T7	19	TOR: Hamilton (47) Morrow (90); ORL: Larin (5) Winter (83) Kaka (100+)
02-07-2016	Seattle	T 1-1	26,750	5-6-5	T6	20	TOR: Hamilton (60); SEA: Morris (61)
09-07-2016	Chicago	W 1-0	27,934	6-6-5	T4	23	TOR: Morrow (9)
13-07-2016	at Columbus	T 1-1	13,410	6-6-6	5	24	TOR: Hamilton (64); CLB: Afful (54)
16-07-2016	at San Jose	L 1-2	18,000	6-7-6	5	24	TOR: Morrow (44); SJ: AmariKwa (30) Dawkins (70)
23-07-2016	D.C. United	W 4-1	26,349	7-7-6	5	27	TOR: Giovinco (21,39,91+) Delgado (29); DC: Jeffrey (24)
31-07-2016	Columbus	W 3-0	23,979	8-7-6	T3	30	TOR: Endoh (8) Giovinco (24) Altidore (87)
03-08-2016	Real Salt Lake	W 1-0	27,859	9-7-6	2	33	TOR: Ricketts (68)
06-08-2016	New England	W 4-1	27,495	10-7-6	2	36	TOR: Giovinco (20,29,76) Altidore (93+); NE: Bunbury (88)
13-08-2016	at Houston				T2		postponed
14-08-2016	at Houston	T 1-1	17,474	10-7-7	2	37	TOR: Altidore (24); HOU: Maidana (8)
20-08-2016	at Philadelphia	W 3-1	18,271	11-7-7	2	40	TOR: Giovinco (18) Moor (30) Altidore (44); PHI: Tribbett (24)
24-08-2016	at Orlando City S	W 2-1	23,802	12-7-7	1	43	TOR: Ricketts (7) Altidore (86); ORL: Larin (56)
27-08-2016	Montreal	L 0-1	28,454	12-8-7	1	43	MTL: Piatti (73)
10-09-2016	at Chicago	W 2-1	18,391	13-8-7	1	46	TOR: Altidore (33) Osorio (52); CHI: de Leeuw (58)
18-09-2016	New York Red Bull	T 3-3	24,078	13-8-8	1	47	TOR: Bradley (41) Altidore (68,86); NYR: own goal (12) B. Wright-Phillips (31,48)
24-09-2016	Philadelphia	T 1-1	26,455	13-8-9	T1	48	TOR: Morrow (70); PHI: Bedoya (25)
28-09-2016	Orlando City SC	T 0-0	23,805	13-8-10	1	49	
01-10-2016	D.C. United	L 1-2	22,212	13-9-10	3	49	TOR: Altidore (36); DC: Neagle (39,58)
16-10-2016	at Montreal	T 2-2	20,801	13-9-11	3	50	TOR: Altidore (51) Ricketts (86); MTL: Piatti (19,55)
23-10-2016	Chicago	W 3-2	25,235	14-9-11	3	53	TOR: Giovinco (45) Morrow (54) Osorio (62); CHI: de Leeuw (18) Goossens (83)

PLAYOFF TOTALS

DATE	OPPONENT	RESULT	ATT.	W-L-T	RD.	NOTES:
29-10-2015	at Montreal	L 0-3	18,069	0-1-0	WC	MTL: Bernier (18) Piatti (33) Drogba (39)
2016-10-26	Philadelphia	W 3-1	21,759	1-0-0	WC	TOR: Giovinco (15) Osorio (48) Altidore (85); PHI: Bedoya (73)
2016-10-30	New York City FC	W 2-0	28,220	2-0-0	QTR	TOR: Altidore (84) Ricketts (92+)
2016-11-06	at New York City	W 5-0	28,355	3-0-0	QTR	TOR: Giovinco (6,20,91+) Altidore (30) Osorio (50)
2016-11-22	at Montreal	L 2-3	61,004	3-1-0	SEM	TOR: Altidore (68) Bradley (73); MTL: Oduro (10) Mancosu (12) Oyongo (53)
2016-11-30	Montreal	W 5-2 (OT)	36,000	4-1-0	SEM	TOR: Cooper (37) Altidore (45) Hagglund (68) Cheyrou (98) Ricketts (100); MTL: Oduro (24) Piatti (53)
2016-12-10	Seattle	T 0-0 (OT)	36,045	4-1-1	FIN	

TORONTO FC ALL-TIME MATCHUP REPORTS

Toronto FC vs. Chicago Fire

ALL-TIME REGULAR-SEASON RESULTS

Toronto FC record: 7-9-8 Home games: 6-4-3 (25 GF, 23 GA) Road games: 1-5-5 (11 GF, 16 GA)

12/05/2007	TOR 3 vs CHI 1	W	BMO Field	04/21/2012	TOR 2 vs CHI 3	L	BMO Field
07/07/2007	TOR 1 at CHI 1	T	Toyota Park	08/04/2012	TOR 1 vs CHI 2	L	Toyota Park
29/07/2007	TOR 0 vs CHI 3	L	BMO Field	09/12/2012	TOR 1 vs CHI 2	L	BMO Field
12-07-2008	TOR 1 at CHI 2	L	Toyota Park	09/11/2013	TOR 1 vs CHI 1	T	BMO Field
18-10-2008	TOR 3 vs CHI 2	W	BMO Field	10/19/2013	TOR 0 at CHI 1	L	Toyota Park
16-05-2009	TOR 0 vs CHI 2	L	BMO Field	07/02/2014	TOR 1 at CHI 1	T	Toyota Park
26-09-2009	TOR 2 at CHI 2	T	Toyota Park	08/23/2014	TOR 2 vs CHI 2	T	BMO Field
08-05-2010	TOR 4 vs CHI 1	W	BMO Field	09/13/2014	TOR 1 at CHI 1	T	Toyota Park
08-09-2010	TOR 0 at CHI 0	T	Toyota Park	04/04/2015	TOR 2 at CHI 3	L	Toyota Park
14-05-2011	TOR 2 vs CHI 2	T	BMO Field	09/26/2015	TOR 3 vs CHI 2	W	BMO Field
21-08-2011	TOR 0 at CHI 2	L	Toyota Park	07/09/2016	TOR 1 vs CHI 0	W	BMO Field
				09/10/2016	TOR 2 vs CHI 1	W	Toyota Park
				10/23/2016	TOR 3 vs CHI 2	W	BMO Field

Category	TORONTO FC				CHICAGO			
	1	2	OT	Tot.	1	2	OT	Tot.
Goals	18	18	0	36	15	24	0	39
Shots	147	161	0	308	135	203	0	338
Shots on Goal	51	61	0	112	57	86	0	143
Fouls	153	171	0	324	135	120	0	255
Offsides	21	22	0	43	34	26	0	60
Corner Kicks	52	52	0	104	64	56	0	120

GOALS SCORED IN 15-MINUTE INTERVALS:

	1-15	16-30	31-45	46-60	61-75	76-90	OT	Total
TOR	6	6	6	8	5	5	0	36
CHI	6	3	6	9	9	6	0	39

ALL-TIME REGULAR-SEASON SERIES LEADERS:

	TORONTO FC		CHICAGO FIRE	
Goals	3	Barrett/Giovinco	4	Chris Rolfe
Assists	4	Sebastian Giovinco	3	4 players tied
Shots	31	Sebastian Giovinco	23	Chris Rolfe
Shots on Goal	8	Sebastian Giovinco	8	Chris Rolfe
Fouls Committed	17	Carl Robinson	13	Nyarko/ Segares
Fouls Suffered	11	Giovinco/Osorio	21	Patrick Nyarko
Wins	2	Bono/Sutton	5	Sean Johnson
Losses	4	Milos Kocic	2	Busch/Johnson
Shutouts	1	Bono/Frei	3	Sean Johnson
Saves	22	Stefan Frei	34	Sean Johnson
Goals Allowed	9	Milos Kocic	12	Sean Johnson

ALL-TIME REGULAR-SEASON SERIES LEADERS:

	TORONTO FC		CHICAGO FIRE	
Goals	2	3 players tied	2	Gilberto (9/26/15)
Assists	2	Buddle/De Rosario	2	3 players tied
Shots	13	Sebastian Giovinco (7/9/16)	7	Pappa/ Rolfe
Shots on Goal	5	Rohan Rickets (10/18/08)	4	Nery Castillo (9/9/10)
Fouls Committed	6	Collen Warner (8/23/14)	5	Alex/Ritter
Fouls Suffered	5	Sebastian Giovinco (7/9/16)	7	3 players tied
Saves	8	Milos Kocic (4/21/12)	6	3 players tied
Goals Allowed	3	3 players tied	4	Andrew Dylstra (5/8/10)



TORONTO FC ALL-TIME MATCHUP REPORTS

Toronto FC vs. Columbus Crew SC

ALL-TIME REGULAR-SEASON RESULTS

Toronto FC record: 6-12-10 Home games: 3-4-6 (14 GF, 14 GA) Road games: 3-8-4 (20 GF, 28 GA)

26/05/2007	TOR 2 at CLB 2	T	Columbus Crew Stadium	31-03-2012	TOR 0 vs CLB 1	L	BMO Field
22/07/2007	TOR 0 at CLB 2	L	Columbus Crew Stadium	22-08-2012	TOR 1 at CLB 2	L	Columbus Crew Stadium
22/09/2007	TOR 1 vs CLB 2	L	BMO Field	28-10-2012	TOR 1 at CLB 2	L	Columbus Crew Stadium
29/03/2008	TOR 0 at CLB 2	L	Columbus Crew Stadium	18-05-2013	TOR 0 vs CLB 1	L	BMO Field
17/05/2008	TOR 0 vs CLB 0	T	BMO Field	27-07-2013	TOR 2 vs CLB 1	W	BMO Field
13/09/2008	TOR 1 vs CLB 1	T	BMO Field	17-08-2013	TOR 0 at CLB 2	L	Columbus Crew Stadium
28/03/2009	TOR 1 at CLB 1	T	Columbus Crew Stadium	05-04-2014	TOR 2 at CLB 0	W	Columbus Crew Stadium
02/05/2009	TOR 1 vs CLB 1	T	BMO Field	31-05-2014	TOR 3 vs CLB 2	W	BMO Field
25/07/2009	TOR 2 at CLB 3	L	Columbus Crew Stadium	09-08-2014	TOR 3 at CLB 2	W	Columbus Crew Stadium
27/03/2010	TOR 0 at CLB 2	L	Columbus Crew Stadium	14-03-2015	TOR 0 at CLB 2	L	Mapfre Stadium
16/10/2010	TOR 2 vs CLB 2	T	BMO Field	25-07-2015	TOR 3 at CLB 3	T	Mapfre Stadium
23/04/2011	TOR 1 vs CLB 1	T	BMO Field	17-10-2015	TOR 0 vs CLB 2	L	BMO Field
10/09/2011	TOR 4 at CLB 2	W	Columbus Crew Stadium	21-05-2016	TOR 0 vs CLB 0	T	BMO Field
				13-07-2016	TOR 1 at CLB 1	T	Mapfre Stadium
				31-07-2016	TOR 3 vs CLB 0	W	BMO Field

	TORONTO FC				COLUMBUS CREW SC			
Category	1	2	OT	Tot.	1	2	OT	Tot.
Goals	15	19	0	34	18	24	0	42
Shots	136	157	0	293	180	190	0	370
Shots on Goal	53	67	0	120	72	74	0	146
Fouls	180	172	0	352	140	167	0	307
Offsides	32	25	0	57	38	44	0	82
Corner Kicks	63	70	0	133	67	75	0	142

GOALS SCORED IN 15-MINUTE INTERVALS:

	1-15	16-30	31-45	46-60	61-75	76-90	OT	Total
TOR	4	6	5	5	3	11	0	34
CLB	3	8	7	10	5	9	0	42

ALL-TIME REGULAR-SEASON SERIES LEADERS:

	TORONTO FC		COLUMBUS CREW SC	
Goals	2	5 players tied	7	Federico Higuain
Assists	3	Sebastian Giovinco	4	Hejduk/Higuain
Shots	30	Sebastian Giovinco	40	Federico Higuain
Shots on Goal	10	Sebastian Giovinco	15	Federico Higuain
Fouls Committed	13	Jim Brennan	18	Eddie Gaven
Fouls Suffered	14	Sebastian Giovinco	35	Eddie Gaven
Wins	3	Joseph Bendik	5	William Hesmer
Losses	4	Joseph Bendik	4	Steve Clark
Shutouts	1	4 players tied	4	William Hesmer
Saves	25	Stefan Frei	38	William Hesmer
Goals Allowed	15	Joseph Bendik	15	Steve Clark

ALL-TIME REGULAR-SEASON SERIES GAME HIGHS:

	TORONTO FC		COLUMBUS CREW SC	
Goals	2	Jermain Defoe (5/31/14)	2	4 players tied
Assists	2	3 players tied	2	Frankie Hejduk (7/25/09)
Shots	8	Sebastian Giovinco (twice)	7	Justin Meram (3/14/15)
Shots on Goal	3	7 players tied	4	3 players tied
Fouls Committed	6	Jermain Defoe (5/31/14)	6	Zayner/Iro
Fouls Suffered	6	Matias Laba (7/27/13)	5	3 players tied
Saves	8	Stefan Frei (7/25/09)	6	Hesmer/Clark
Goals Allowed	3	Frei/Bendik	4	William Hesmer (9/10/11)

TORONTO FC ALL-TIME MATCHUP REPORTS

Toronto FC vs. Colorado Rapids

ALL-TIME REGULAR-SEASON RESULTS

Toronto FC record: 8-6-1 Home games: 7-1-0 (16 GF, 8 GA) Road games: 1-5-1 (2 GF, 7 GA)

2007-06-02	TOR	2	vs	COL	1	W	BMO Field	2011-05-22	TOR	0	at	COL	0	T	Dick's Sporting Goods Park
2007-10-07	TOR	0	at	COL	1	L	Dick's Sporting Goods Park	2011-09-17	TOR	2	vs	COL	1	W	BMO Field
2008-06-14	TOR	3	vs	COL	1	W	BMO Field	2012-07-18	TOR	2	vs	COL	1	W	BMO Field
2008-08-09	TOR	1	at	COL	0	W	Dick's Sporting Goods Park	2013-05-04	TOR	0	at	COL	1	L	Dick's Sporting Goods Park
2009-09-05	TOR	0	at	COL	1	L	Dick's Sporting Goods Park	2014-04-12	TOR	0	vs	COL	1	L	BMO Field
2009-09-12	TOR	3	vs	COL	2	W	BMO Field	2015-09-19	TOR	3	vs	COL	1	W	BMO Field
2010-04-18	TOR	1	at	COL	3	L	Dick's Sporting Goods Park	2016-04-02	TOR	0	at	COL	1	L	Dick's Sporting Goods Park
2010-07-10	TOR	1	vs	COL	0	W	BMO Field								
2011-05-22	TOR	0	at	COL	0	T	Dick's Sporting Goods Park								
2011-09-17	TOR	2	vs	COL	1	W	BMO Field								

	TORONTO FC				COLORADO RAPIDS			
Category	1	2	OT	Tot.	1	2	OT	Tot.
Goals	8	10	0	18	6	9	0	15
Shots	72	77	0	149	76	110	0	186
Shots on Goal	29	31	0	60	29	52	0	81
Fouls	78	93	0	171	78	114	0	192
Offsides	15	21	0	36	16	18	0	34
Corner Kicks	23	35	0	58	24	39	0	63

GOALS SCORED IN 15-MINUTE INTERVALS:

	1-15	16-30	31-45	46-60	61-75	76-90	OT	Total
TOR	2	3	3	5	5	0	0	18
COL	0	3	3	2	2	5	0	15

ALL-TIME REGULAR-SEASON SERIES LEADERS:

	TORONTO FC		COLORADO RAPIDS	
Goals	2	5 players tied	5	Conor Casey
Assists	2	Silva/Wynne	2	Omar Cummings
Shots	12	Dwayne De Rosario	21	Omar Cummings
Shots on Goal	5	Dwayne De Rosario	12	Omar Cummings
Fouls Committed	7	Dwayne De Rosario	16	Conor Casey
Fouls Suffered	10	Sebastian Giovinco	13	Pablo Mastroeni
Wins	2	Frei/Kocic	2	Irwin/Pickens
Losses	2	Stefan Frei	3	Matt Pickens
Shutouts	2	Stefan Frei	2	Irwin/Pickens
Saves	20	Stefan Frei	13	Matt Pickens
Goals Allowed	6	Stefan Frei	6	Burpo/Pickens

ALL-TIME REGULAR-SEASON SERIES GAME HIGHS:

	TORONTO FC		COLORADO RAPIDS	
Goals	2	3 players tied	2	Conor Casey (4/18/10)
Assists	2	Luis Silva (7/18/12)	1	11 players tied
Shots	6	Sebastian Giovinco (9/19/15)	6	Christian Gomez (8/9/08)
Shots on Goal	3	3 players tied	4	Christian Gomez (8/9/08)
Fouls Committed	4	4 players tied	7	Pablo Mastroeni (10/7/07)
Fouls Suffered	7	Richard Eckersley (9/17/11)	5	Conor Casey (4/18/10)
Saves	10	Greg Sutton (8/9/08)	8	Bouna Coundoul (6/2/07)
Goals Allowed	3	Stefan Frei (4/18/10)	3	3 players tied

TORONTO FC ALL-TIME MATCHUP REPORTS

Toronto FC vs. FC Dallas

ALL-TIME REGULAR-SEASON RESULTS

Toronto FC record: 2-8-5 Home games: 2-2-3 (9 GF, 7 GA) Road games: 0-6-2 (8 GF, 15 GA)

2007-06-17	TOR	4	vs	DAL	0	W	BMO Field	2011-05-11	TOR	0	at	DAL	1	L	Pizza Hut Park
2007-09-08	TOR	0	at	DAL	2	L	Pizza Hut Park	2011-07-20	TOR	0	vs	DAL	1	L	BMO Field
2008-08-03	TOR	0	vs	DAL	2	L	BMO Field	2012-07-04	TOR	1	at	DAL	1	T	FC Dallas Stadium
2008-10-11	TOR	2	at	DAL	2	T	Pizza Hut Park	2013-04-06	TOR	2	vs	DAL	2	T	BMO Field
2009-04-11	TOR	1	vs	DAL	1	T	BMO Field	2014-04-19	TOR	1	at	DAL	2	L	Toyota Stadium
2009-04-19	TOR	2	at	DAL	3	L	Pizza Hut Park	2015-04-18	TOR	2	at	DAL	3	L	Toyota Stadium
2010-07-24	TOR	1	vs	DAL	1	T	BMO Field	2016-05-07	TOR	1	vs	DAL	0	W	BMO Field
2010-09-04	TOR	0	at	DAL	1	L	Pizza Hut Park								

Category	TORONTO FC				FC DALLAS			
	1	2	OT	Tot.	1	2	OT	Tot.
Goals	7	10	0	17	11	11	0	22
Shots	79	91	0	170	102	89	0	191
Shots on Goal	38	34	0	72	32	41	0	73
Fouls	100	110	0	210	79	98	0	177
Offsides	24	20	0	44	19	28	0	47
Corner Kicks	29	35	0	64	43	33	0	76

GOALS SCORED IN 15-MINUTE INTERVALS:

	1-15	16-30	31-45	46-60	61-75	76-90	OT	Total
TOR	0	6	1	1	3	6	0	17
DAL	2	2	7	3	0	8	0	22

ALL-TIME REGULAR-SEASON SERIES LEADERS:

TORONTO FC			FC DALLAS		
Goals	2	Sebastian Giovinco	6	Kenny Cooper	
Assists	3	Carl Robinson	3	David Ferreira	
Shots	19	Sebastian Giovinco	14	Castillo/Cooper	
Shots on Goal	8	Chad Barrett	11	Kenny Cooper	
Fouls Committed	9	Guevara/Robinson	13	Jackson	
Fouls Suffered	8	Reggie Lambe	17	David Ferreira	
Wins	1	Djekanicovic/Irwin	3	Kevin Hartman	
Losses	4	Stefan Frei	1	Gonzalez/Sala	
Shutouts	1	Djekanicovic/Irwin	3	Kevin Hartman	
Saves	19	Stefan Frei	20	Kevin Hartman	
Goals Allowed	8	Stefan Frei	6	Dario Sala	

ALL-TIME REGULAR-SEASON SERIES GAME HIGHS:

TORONTO FC			FC DALLAS		
Goals	2	Sebastian Giovinco (4/18/15)	2	4 players tied	
Assists	2	Robinson/Guevara	1	17 players tied	
Shots	10	Sebastian Giovinco (5/7/16)	5	Brek Shea (7/20/11)	
Shots on Goal	4	Chad Barrett (4/19/09)	3	6 players tied	
Fouls Committed	5	Jozy Altidore (5/7/16)	5	Jackson (4/6/13)	
Fouls Suffered	6	Collin Samuel (9/8/07)	7	Ferreira/Diaz	
Saves	7	Greg Sutton (twice)	7	Kevin Hartman (5/11/11)	
Goals Allowed	3	Frei/Bendik	4	Dario Sala (6/17/07)	

TORONTO FC ALL-TIME MATCHUP REPORTS

Toronto FC vs. D.C. United

ALL-TIME REGULAR-SEASON RESULTS

Toronto FC record: 9-13-14 Home games: 5-8-1 (15 GF, 16 GA) Road games: 4-5-3 (20 GF, 28 GA)

2007-05-19	TOR	1	vs	DC	2	L	BMO Field	2012-05-05	TOR	0	vs	DC	2	L	BMO Field
2007-08-25	TOR	0	vs	DC	1	L	BMO Field	2012-05-19	TOR	1	at	DC	3	L	RFK Stadium
2007-09-29	TOR	1	at	DC	4	L	RFK Stadium	2012-10-06	TOR	0	vs	DC	1	L	BMO Field
2008-04-05	TOR	1	at	DC	4	L	RFK Stadium	2013-06-15	TOR	2	at	DC	1	W	RFK Stadium
2008-05-21	TOR	1	vs	DC	0	W	BMO Field	2013-08-24	TOR	1	at	DC	1	T	RFK Stadium
2008-05-24	TOR	2	at	DC	3	L	RFK Stadium	2013-09-28	TOR	4	vs	DC	1	W	BMO Field
2009-05-09	TOR	3	at	DC	3	T	RFK Stadium	2014-03-22	TOR	1	vs	DC	0	W	BMO Field
2009-08-15	TOR	2	vs	DC	0	W	BMO Field	2014-07-05	TOR	1	vs	DC	2	L	BMO Field
2010-09-11	TOR	0	vs	DC	1	L	BMO Field	2014-07-30	TOR	0	at	DC	3	L	RFK Stadium
2010-10-23	TOR	3	at	DC	2	W	RFK Stadium	2015-06-06	TOR	2	at	DC	1	W	RFK Stadium
2011-04-16	TOR	0	vs	DC	3	L	BMO Field	2015-06-27	TOR	0	vs	DC	0	T	BMO Field
2011-08-06	TOR	3	at	DC	3	T	RFK Stadium	2016-04-16	TOR	1	at	DC	0	W	RFK Stadium
								2016-07-23	TOR	4	vs	DC	1	W	BMO Field
								2016-10-01	TOR	1	vs	DC	2	L	BMO Field

	TORONTO FC				D.C. UNITED			
Category	1	2	OT	Tot.	1	2	OT	Tot.
Goals	16	19	0	35	19	25	0	44
Shots	141	190	0	331	144	141	0	285
Shots on Goal	53	65	0	118	56	63	0	119
Fouls	142	165	0	307	155	177	0	332
Offsides	34	34	0	68	28	36	0	64
Corner Kicks	46	68	0	114	57	53	0	110

GOALS SCORED IN 15-MINUTE INTERVALS:

	1-15	16-30	31-45	46-60	61-75	76-90	OT	Total
TOR	3	6	7	6	7	6	0	35
DC	11	3	5	8	10	7	0	44

ALL-TIME REGULAR-SEASON SERIES LEADERS:

	TORONTO FC		D.C. UNITED	
Goals	6	Sebastian Giovinco	7	Dwayne De Rosario
Assists	3	Brennan/Guevara	4	Fred
Shots	28	Sebastian Giovinco	21	Dwayne De Rosario
Shots on Goal	13	Sebastian Giovinco	12	De Rosario/Moreno
Fouls Committed	15	Danny Dichio	14	3 players tied
Fouls Suffered	17	Danny Dichio	14	Luciano Emilio
Wins	2	Joseph Bendik	7	Bill Hamid
Losses	3	Kocic/Sutton	2	Hamid/Worra
Shutouts	1	5 players tied	5	Bill Hamid
Saves	17	Greg Sutton	38	Bill Hamid
Goals Allowed	10	Stefan Frei	7	Bill Hamid

ALL-TIME REGULAR-SEASON SERIES GAME HIGHS:

	TORONTO FC		D.C. UNITED	
Goals	3	Sebastian Giovinco (7/23/16)	3	Dwayne De Rosario (8/6/11)
Assists	2	Nick LaBrocca (10/23/10)	2	3 players tied
Shots	9	Sebastian Giovinco (6/27/15)	9	Dwayne De Rosario (8/6/11)
Shots on Goal	5	Sebastian Giovinco (6/6/15)	5	Dwayne De Rosario (8/6/11)
Fouls Committed	6	Danny Dichio (5/21/08)	5	6 players tied
Fouls Suffered	8	Danny Dichio (5/19/07)	5	Marcelo Sarvas (4/16/16)
Saves	8	Joseph Bendik (8/24/13)	8	Bill Hamid (7/30/14)
Goals Allowed	4	Stamatopoulos/Sutton	4	Willis/Worra



TORONTO FC ALL-TIME MATCHUP REPORTS

Toronto FC vs. Houston Dynamo

ALL-TIME REGULAR-SEASON RESULTS

Toronto FC record: 4-6-10 Home games: 3-3-4 (12 GF, 12 GA) Road games: 1-3-6 (10 GF, 16 GA)

2007-05-16	TOR	1	vs	HOU	0	W	BMO Field	2012-06-20	TOR	3	at	HOU	3	T	BBVA Compass Stadium
2007-07-15	TOR	0	at	HOU	0	T	Robertson Stadium	2012-07-28	TOR	0	vs	HOU	2	L	BMO Field
								2012-08-25	TOR	1	at	HOU	1	T	BBVA Compass Stadium
2008-06-08	TOR	1	at	HOU	3	L	Robertson Stadium	2013-04-20	TOR	1	vs	HOU	1	T	BMO Field
2008-09-27	TOR	1	vs	HOU	1	T	BMO Field	2013-06-22	TOR	0	at	HOU	0	T	BBVA Compass Stadium
2009-05-30	TOR	0	at	HOU	3	L	Robertson Stadium	2014-07-12	TOR	4	vs	HOU	2	W	BMO Field
2009-07-18	TOR	1	vs	HOU	1	T	BMO Field	2014-07-19	TOR	2	at	HOU	2	T	BBVA Compass Stadium
2010-07-01	TOR	1	vs	HOU	1	T	BMO Field	2014-10-08	TOR	0	vs	HOU	1	L	BMO Field
2010-09-18	TOR	2	at	HOU	1	W	Robertson Stadium	2015-05-10	TOR	1	vs	HOU	2	L	BMO Field
2011-05-07	TOR	2	vs	HOU	1	W	BMO Field	2016-08-14	TOR	1	at	HOU	1	T	BBVA Compass Stadium
2011-07-09	TOR	0	at	HOU	2	L	Robertson Stadium								

	TORONTO FC				HOUSTON DYNAMO			
Category	1	2	OT	Tot.	1	2	OT	Tot.
Goals	10	12	0	22	16	12	0	28
Shots	117	122	0	239	118	149	0	267
Shots on Goal	36	52	0	88	54	51	0	105
Fouls	107	126	0	233	115	112	0	227
Offsides	16	18	0	34	27	27	0	54
Corner Kicks	41	47	0	88	62	48	0	110

GOALS SCORED IN 15-MINUTE INTERVALS:

	1-15	16-30	31-45	46-60	61-75	76-90	OT	Total
TOR	1	4	5	3	3	6	0	22
HOU	3	9	4	3	4	5	0	28

ALL-TIME REGULAR-SEASON SERIES LEADERS:

	TORONTO FC		HOUSTON DYNAMO	
Goals	3	Dwayne De Rosario	5	Bruin/Ching
Assists	2	LaBrocca/Osorio	6	Brad Davis
Shots	16	Dwayne De Rosario	30	Brad Davis
Shots on Goal	13	Dwayne De Rosario	14	Brad Davis
Fouls Committed	12	Carl Robinson	19	Brad Davis
Fouls Suffered	10	Luke Moore	19	Ricardo Clark
Wins	2	Stefan Frei	2	3 players tied
Losses	2	Stefan Frei	2	Hall/Onstad
Shutouts	1	3 players tied	3	Tally Hall
Saves	23	Stefan Frei	27	Pat Onstad
Goals Allowed	9	Stefan Frei	13	Tally Hall

ALL-TIME REGULAR-SEASON SERIES GAME HIGHS:

	TORONTO FC		HOUSTON DYNAMO	
Goals	2	3 players tied	2	3 players tied
Assists	2	Nick LaBrocca (9/18/10)	2	4 players tied
Shots	7	Jermain Defoe (10/8/14)	7	Mauro Manotas (8/14/16)
Shots on Goal	4	De Rosario/Defoe	4	Geoff Cameron (9/18/10)
Fouls Committed	5	3 players tied	6	Eddie Robinson (7/15/07)
Fouls Suffered	5	Lambe/Moore	6	De Rosario/Robinson
Saves	7	Stefan Frei (9/18/10)	6	Onstad/Deric
Goals Allowed	3	3 players tied	4	Tally Hall (7/12/14)

TORONTO FC ALL-TIME MATCHUP REPORTS

Toronto FC vs. Sporting Kansas City

ALL-TIME REGULAR-SEASON RESULTS

Toronto FC record: 4-14-5 Home games: 3-5-3 (8 GF, 10 GA) Road games: 1-9-2 (10 GF, 27 GA)

04/25/2007	TOR	0	at	KC	3	L	Arrowhead Stadium	06/16/2012	TOR	0	at	KC	2	L	Livestrong Sporting Park
04/28/2007	TOR	0	vs	KC	1	L	BMO Field	08/18/2012	TOR	0	vs	KC	1	L	BMO Field
07/01/2007	TOR	1	at	KC	1	T	Arrowhead Stadium	09/01/2012	TOR	1	at	KC	2	L	Livestrong Sporting Park
04/26/2008	TOR	2	vs	KC	0	W	BMO Field	03/09/2013	TOR	2	vs	KC	1	W	BMO Field
06/21/2008	TOR	0	vs	KC	0	T	BMO Field	07/13/2013	TOR	0	at	KC	3	L	Sporting Park
09/20/2008	TOR	0	at	KC	2	L	CommunityAmerica Ballpark	09/21/2013	TOR	1	vs	KC	2	L	BMO Field
03/21/2009	TOR	3	at	KC	2	W	CommunityAmerica Ballpark	05/23/2014	TOR	2	at	KC	2	T	Sporting Park
04/26/2009	TOR	1	vs	KC	0	W	BMO Field	07/26/2014	TOR	1	vs	KC	2	L	BMO Field
06/05/2010	TOR	0	vs	KC	0	T	BMO Field	08/16/2014	TOR	1	at	KC	4	L	Sporting Park
07/31/2010	TOR	0	at	KC	1	L	CommunityAmerica Ballpark	08/08/2015	TOR	1	vs	KC	3	L	BMO Field
06/04/2011	TOR	0	vs	KC	0	T	BMO Field	03/20/2016	TOR	0	at	KC	1	L	Children's Mercy Park
07/23/2011	TOR	2	at	KC	4	L	Livestrong Sporting Park								

	TORONTO FC				SPORTING KANSAS CITY			
Category	1	2	OT	Tot.	1	2	OT	Tot.
Goal	8	10	0	18	13	24	0	37
Shots	93	121	0	214	140	185	0	325
Shots on Goal	37	48	0	85	49	74	0	123
Fouls	166	156	0	322	134	150	0	284
Offsides	32	38	0	70	35	27	0	62
Corner Kicks	40	52	0	92	59	64	0	123

GOALS SCORED IN 15-MINUTE INTERVALS:

	1-15	16-30	31-45	46-60	61-75	76-90	OT	Total
TOR	2	2	4	5	3	2	0	18
KC	1	8	4	7	7	10	0	37

ALL-TIME REGULAR-SEASON SERIES LEADERS:

	TORONTO FC		SPORTING KANSAS CITY	
Goals	4	Amado Guevara	4	Dwyer/Sapong
Assists	2	Dominic Oduro	5	Graham Zusi
Shots	13	Amado Guevara	25	Kei Kamara
Shots on Goal	9	Amado Guevara	9	Teal Bunbury
Fouls Committed	16	Danny Dichio	20	Roger Espinoza
Fouls Suffered	14	Carl Robinson	21	Graham Zusi
Wins	2	Stefan Frei	7	Jimmy Nielsen
Losses	5	Joseph Bendik	3	Kevin Hartman
Shutouts	3	Stefan Frei	5	Jimmy Nielsen
Saves	21	Joseph Bendik	28	Kevin Hartman
Goals Allowed	17	Joseph Bendik	7	Kevin Hartman

ALL-TIME REGULAR-SEASON SERIES GAME HIGHS:

	TORONTO FC		SPORTING KANSAS CITY	
Goals	2	3 players tied	2	7 players tied
Assists	1	14 players tied	1	35 players tied
Shots	8	Jackson (7/26/14)	9	Kei Kamara (9/1/12)
Shots on Goal	3	4 players tied	4	Eddie Johnson (4/25/07)
Fouls Committed	8	Maurice Edu (4/28/07)	5	Collin/Sapong
Fouls Suffered	7	Dominic Oduro (7/26/14)	5	3 players tied
Saves	7	Kocic/Bendik	5	3 players tied
Goals Allowed	4	Frei/Bendik	3	Kevin Hartman (3/21/09)

TORONTO FC ALL-TIME MATCHUP REPORTS

Toronto FC vs. LA Galaxy

ALL-TIME REGULAR-SEASON RESULTS

Toronto FC record: 3-6-6 Home games: 2-1-4 (6 GF, 4 GA) Road games: 1-5-2 (8 GF, 19 GA)

2007-08-05	TOR	0	vs	LA	0	T	BMO Field	2011-04-13	TOR	0	vs	LA	0	T	BMO Field
2007-10-13	TOR	1	at	LA	2	L	The Home Depot Center	2011-06-11	TOR	2	at	LA	2	T	The Home Depot Center
2008-04-13	TOR	3	at	LA	2	W	The Home Depot Center	2012-09-22	TOR	2	at	LA	4	L	The Home Depot Center
2008-05-31	TOR	2	vs	LA	0	W	BMO Field	2013-03-30	TOR	2	vs	LA	2	T	BMO Field
2009-06-06	TOR	1	vs	LA	2	L	BMO Field	2014-10-04	TOR	0	at	LA	3	L	StubHub Center
2009-09-19	TOR	0	at	LA	2	L	The Home Depot Center	2015-07-04	TOR	0	at	LA	4	L	StubHub Center
2010-05-15	TOR	0	at	LA	0	T	The Home Depot Center	2016-06-18	TOR	1	vs	LA	0	W	BMO Field
2010-06-26	TOR	0	vs	LA	0	T	BMO Field								

	TORONTO FC				LA GALAXY			
Category	1	2	OT	Tot.	1	2	OT	Tot.
Goals	3	11	0	14	12	11	0	23
Shots	66	93	0	159	76	101	0	177
Shots on Goal	21	41	0	62	25	46	0	71
Fouls	73	90	0	163	62	110	0	172
Offsides	32	26	0	58	21	22	0	43
Corner Kicks	29	36	0	65	24	38	0	62

GOALS SCORED IN 15-MINUTE INTERVALS:

	1-15	16-30	31-45	46-60	61-75	76-90	OT	Total
TOR	0	1	2	2	5	4	0	14
LA	6	2	4	3	0	8	0	23

ALL-TIME REGULAR-SEASON SERIES LEADERS:

	TORONTO FC		LA GALAXY	
Goals	2	3 players tied	7	Robbie Keane
Assists	2	Luis Silva	5	Landon Donovan
Shots	13	Sebastian Giovinco	18	Buddle/Donovan
Shots on Goal	7	Collin Samuel	13	Landon Donovan
Fouls Committed	10	Maurice Edu	16	Alan Gordon
Fouls Suffered	9	Maurice Edu	15	Landon Donovan
Wins	1	3 players tied	2	Donovan Ricketts
Losses	2	Stefan Frei	2	Steve Cronin
Shutouts	3	Stefan Frei	3	Donovan Ricketts
Saves	20	Stefan Frei	15	Donovan Ricketts
Goals Allowed	6	Stefan Frei	5	Steve Cronin

ALL-TIME REGULAR-SEASON SERIES GAME HIGHS:

	TORONTO FC		LA GALAXY	
Goals	2	Alan Gordon (6/11/11)	3	Robbie Keane (7/4/15)
Assists	1	10 players tied	2	Donovan/Sarvas
Shots	8	dos Santos/Giovinco	6	3 players tied
Shots on Goal	5	Collin Samuel (10/13/07)	5	Landon Donovan (4/13/08)
Fouls Committed	5	Maurice Edu (5/31/08)	4	8 players tied
Fouls Suffered	5	Ricketts/Velez	5	Magee/Sarvas
Saves	6	Frei/Hall	10	Donovan Ricketts (6/6/09)
Goals Allowed	4	Hall/Konopka	3	Steve Cronin (4/13/08)

TORONTO FC ALL-TIME MATCHUP REPORTS

Toronto FC vs. Montreal Impact

ALL-TIME REGULAR-SEASON RESULTS

Toronto FC record: 6-4-4 Home games: 3-1-3 (10 GF, 7 GA) Road games: 3-3-1 (12 GF, 8 GA)

2012-04-07	TOR	1	at	MTL	2	L	Olympic Stadium	2014-08-02	TOR	2	at	MTL	0	W	Saputo Stadium
2012-06-27	TOR	3	at	MTL	0	W	Saputo Stadium	2014-10-18	TOR	1	vs	MTL	1	T	BMO Field
2012-10-20	TOR	0	vs	MTL	0	T	BMO Field								
2013-03-16	TOR	1	at	MTL	2	L	Olympic Stadium	2015-08-29	TOR	2	vs	MTL	1	W	BMO Field
2013-07-03	TOR	3	vs	MTL	3	T	BMO Field	2015-10-25	TOR	1	at	MTL	2	L	Saputo Stadium
2013-10-26	TOR	1	vs	MTL	0	W	BMO Field								
2014-08-02	TOR	2	at	MTL	0	W	Saputo Stadium	2016-04-23	TOR	2	at	MTL	0	W	Saputo Stadium
2014-10-18	TOR	1	vs	MTL	1	T	BMO Field	2016-08-27	TOR	0	vs	MTL	1	L	BMO Field
								2016-10-16	TOR	2	at	MTL	2	T	Saputo Stadium

ALL-TIME POSTSEASON RESULTS

2015-10-29	TOR	0	at	MTL	3	L	Saputo Stadium	2016-11-22	TOR	2	at	MTL	3	L	Saputo Stadium
								2016-11-30	TOR	5	vs	MTL	2	W	(2OT) BMO Field

	TORONTO FC				MONTREAL IMPACT			
Category	1	2	OT	Tot.	1	2	OT	Tot.
Goals	10	12	0	22	7	8	0	15
Shots	89	115	0	204	75	122	0	197
Shots on Goal	36	39	0	75	17	48	0	65
Fouls	87	97	0	184	72	106	0	178
Offsides	14	18	0	32	15	12	0	27
Corner Kicks	33	45	0	78	26	33	0	59

GOALS SCORED IN 15-MINUTE INTERVALS:

	1-15	16-30	31-45	46-60	61-75	76-90	OT	Total
TOR	3	4	3	5	2	5	0	22
MTL	0	3	4	3	4	1	0	15

ALL-TIME REGULAR-SEASON SERIES LEADERS:

	TORONTO FC		MONTREAL IMPACT	
Goals	4	Jozy Altidore	3	Ignacio Piatti
Assists	4	Sebastian Giovinco	2	4 players tied
Shots	38	Sebastian Giovinco	23	Marco Di Vaio
Shots on Goal	14	Sebastian Giovinco	10	Marco Di Vaio
Fouls Committed	10	Dunfield/Osorio	17	Hassoun Camara
Fouls Suffered	12	Giovinco/Morrow	15	Felipe Martins
Wins	2	Bendik/Konopka	2	Evan Bush
Losses	1	4 players tied	2	Bush/Perkins
Shutouts	2	Joseph Bendik	1	Bush/Perkins
Saves	17	Joseph Bendik	22	Evan Bush
Goals Allowed	6	Joseph Bendik	9	Evan Bush

ALL-TIME REGULAR-SEASON SERIES GAME HIGHS:

	TORONTO FC		MONTREAL IMPACT	
Goals	2	Sebastian Giovinco (4/23/16)	2	Drogba/Piatti
Assists	1	19 players tied	2	Ignacio Piatti (10/25/15)
Shots	13	Sebastian Giovinco (6/24/15)	9	Didier Drogba (10/25/15)
Shots on Goal	5	Sebastian Giovinco (6/24/15)	5	Marco Di Vaio (3/16/13)
Fouls Committed	5	Armando Cooper (10/16/16)	5	(10/16/16)
Fouls Suffered	7	Armando Cooper (10/16/16)	5	3 players tied
Saves	5	5 players tied	7	Troy Perkins (10/20/12)
Goals Allowed	3	Joseph Bendik (7/3/13)	3	3 players tied

TORONTO FC ALL-TIME MATCHUP REPORTS

Toronto FC vs. New England Revolution

ALL-TIME REGULAR-SEASON RESULTS

Toronto FC record: 5-10-9 Home games: 3-3-5 (18 GF, 18 GA) Road games: 2-7-4 (8 GF, 22 GA)

2007-04-14	TOR	0	at	NE	4	L	Gillette Stadium	2012-06-23	TOR	2	vs	NE	2	T	BMO Field
2007-06-23	TOR	0	at	NE	3	L	Gillette Stadium	2012-07-14	TOR	1	at	NE	0	W	Gillette Stadium
2007-10-20	TOR	2	vs	NE	2	T	BMO Field	2013-05-25	TOR	0	at	NE	2	L	Gillette Stadium
2008-06-28	TOR	1	at	NE	2	L	Gillette Stadium	2013-08-04	TOR	1	at	NE	0	W	Gillette Stadium
2008-08-23	TOR	1	vs	NE	1	T	BMO Field	2013-08-30	TOR	1	vs	NE	1	T	BMO Field
2009-05-23	TOR	3	vs	NE	1	W	BMO Field	2014-05-03	TOR	1	vs	NE	2	L	BMO Field
2009-08-01	TOR	1	at	NE	1	T	Gillette Stadium	2014-08-30	TOR	0	vs	NE	3	L	BMO Field
2010-04-10	TOR	1	at	NE	4	L	Gillette Stadium	2014-10-25	TOR	0	at	NE	1	L	Gillette Stadium
2010-05-22	TOR	1	vs	NE	0	W	BMO Field	2015-05-16	TOR	1	at	NE	1	T	Gillette Stadium
2011-06-15	TOR	0	at	NE	0	T	Gillette Stadium	2015-08-01	TOR	1	at	NE	3	L	Gillette Stadium
2011-10-22	TOR	2	vs	NE	2	T	BMO Field	2015-09-13	TOR	1	vs	NE	3	L	BMO Field
2014-10-18	TOR	1	vs	MTL	1	T	BMO Field	2016-04-09	TOR	1	at	NE	1	T	Gillette Stadium
								2016-08-06	TOR	4	vs	NE	1	W	BMO Field

	TORONTO FC				NEW ENGLAND REVOLUTION			
Category	1	2	OT	Tot.	1	2	OT	Tot.
Goals	12	14	0	26	21	19	0	40
Shots	133	143	0	276	127	182	0	309
Shots on Goal	50	56	0	106	59	78	0	137
Fouls	136	174	0	310	132	150	0	282
Offsides	29	24	0	53	26	37	0	63
Corner Kicks	48	49	0	97	57	89	0	146

GOALS SCORED IN 15-MINUTE INTERVALS:

	1-15	16-30	31-45	46-60	61-75	76-90	OT	Total
TOR	5	4	3	5	5	4	0	26
NE	8	4	9	7	5	7	0	40

ALL-TIME REGULAR-SEASON SERIES LEADERS:

	TORONTO FC		NEW ENGLAND REVOLUTION	
Goals	4	Sebastian Giovinco	4	Nguyen/Twellman
Assists	3	Danny Koevermans	5	Chris Tierney
Shots	26	Sebastian Giovinco	33	Lee Nguyen
Shots on Goal	9	Sebastian Giovinco	10	Fagundez/Nguyen
Fouls Committed	20	Doneil Henry	20	Shalrie Joseph
Fouls Suffered	21	Jonathan Osorio	26	Lee Nguyen
Wins	2	Stefan Frei	6	Bobby Shuttleworth
Losses	4	Joseph Bendik	3	Bobby Shuttleworth
Shutouts	2	Stefan Frei	3	Reis/Shuttleworth
Saves	23	Stefan Frei	36	Matt Reis
Goals Allowed	10	Joseph Bendik	13	Bobby Shuttleworth

ALL-TIME REGULAR-SEASON SERIES GAME HIGHS:

	TORONTO FC		NEW ENGLAND REVOLUTION	
Goals	3	Sebastian Giovinco (8/6/16)	3	Zack Schilawski (4/10/10)
Assists	2	Dichio/Morgan	2	3 players tied
Shots	11	Sebastian Giovinco (9/13/15)	6	Caraglio/Fagundez
Shots on Goal	4	Collin Samuel (10/20/07)	4	3 players tied
Fouls Committed	6	Koevermans/Henry	5	Nguyen/Davies
Fouls Suffered	5	Altidore/Osorio	8	Kevin Alston (8/1/09)
Saves	8	Milos Kocic (6/23/12)	7	Matt Reis (5/23/09)
Goals Allowed	4	Sutton/Frei	4	Bobby Shuttleworth (8/6/16)

TORONTO FC ALL-TIME MATCHUP REPORTS

Toronto FC vs. New York City FC

ALL-TIME REGULAR-SEASON RESULTS

Toronto FC record: 0-2-3 Home games: 0-1-1 (1 GF, 3 GA) Road games: 0-1-2 (6 GF, 8 GA)

2015-06-20	TOR	0	vs	NYC	2	L	BMO Field	2016-03-13	TOR	2	at	NYC	2	T	Yankee Stadium
2015-07-12	TOR	4	at	NYC	4	T	Yankee Stadium	2016-05-18	TOR	1	vs	NYC	1	T	BMO Field
2015-09-16	TOR	0	at	NYC	2	L	Yankee Stadium								

ALL-TIME POSTSEASON RESULTS:

2016-10-30	TOR	2	vs	NYC	0	W	BMO Field
2016-11-06	TOR	5	at	NYC	0	W	Yankee Stadium

	TORONTO FC				NEW YORK CITY FC			
Category	1	2	OT	Tot.	1	2	OT	Tot.
Goals	5	2	0	7	7	4	0	11
Shots	32	31	0	63	31	29	0	60
Shots on Goal	14	13	0	27	14	11	0	25
Fouls	41	34	0	75	36	38	0	74
Offsides	7	10	0	17	9	8	0	17
Corner Kicks	12	18	0	30	6	11	0	17

GOALS SCORED IN 15-MINUTE INTERVALS:

	1-15	16-30	31-45	46-60	61-75	76-90	OT	Total
TOR	0	0	5	0	1	1	0	7
NY	2	5	0	1	1	2	0	11

ALL-TIME REGULAR-SEASON SERIES LEADERS:

	TORONTO FC		NEW YORK CITY FC	
Goals	4	Sebastian Giovinco	6	David Villa
Assists	2	Sebastian Giovinco	2	Andrea Pirlo
Shots	26	Sebastian Giovinco	20	David Villa
Shots on Goal	13	Sebastian Giovinco	13	David Villa
Fouls Committed	12	Benoit Cheyrou	8	Bravo/Mullins
Fouls Suffered	16	Sebastian Giovinco	11	David Villa
Wins	0		2	Josh Saunders
Losses	2	Chris Konopka	0	
Shutouts	0		2	Josh Saunders
Saves	8	Chris Konopka	19	Josh Saunders
Goals Allowed	8	Chris Konopka	7	Josh Saunders

ALL-TIME REGULAR-SEASON SERIES GAME HIGHS:

	TORONTO FC		NEW YORK CITY FC	
Goals	3	Sebastian Giovinco (7/12/15)	2	3 players tied
Assists	1	9 players tied	2	Andrea Pirlo (9/16/15)
Shots	7	Sebastian Giovinco (7/12/15)	8	David Villa (7/12/15)
Shots on Goal	3	5 players tied	6	David Villa (7/12/15)
Fouls Committed	6	Benoit Cheyrou (6/20/15)	6	Federico Bravo (3/13/16)
Fouls Suffered	5	Sebastian Giovinco (6/20/15)	4	David Villa (twice)
Saves	5	Chris Konopka (7/12/15)	7	Josh Saunders (9/16/15)
Goals Allowed	4	Chris Konopka (7/12/15)	4	Josh Saunders (7/12/15)

TORONTO FC ALL-TIME MATCHUP REPORTS

Toronto FC vs. New York Red Bulls

ALL-TIME REGULAR-SEASON RESULTS

Toronto FC record: 7-13-6 Home games: 5-3-5 (19 GF, 17 GA) Road games: 2-10-1 (9 GF, 34 GA)

2007-06-06	TOR	1	vs	NY	2	L	BMO Field	2012-06-30	TOR	1	vs	NY	1	T	BMO Field
2007-08-12	TOR	0	at	NY	3	L	Giants Stadium	2012-09-29	TOR	1	at	NY	4	L	Red Bull Arena
2007-10-04	TOR	2	vs	NY	1	W	BMO Field								
2008-05-01	TOR	1	vs	NY	1	T	BMO Field	2013-04-27	TOR	1	vs	NY	2	L	BMO Field
2008-08-17	TOR	0	at	NY	2	L	Giants Stadium	2013-07-20	TOR	0	vs	NY	0	T	BMO Field
2008-10-04	TOR	3	at	NY	1	W	Giants Stadium	2013-09-14	TOR	0	at	NY	2	L	Red Bull Arena
2009-06-13	TOR	2	vs	NY	1	W	BMO Field	2014-05-17	TOR	2	vs	NY	0	W	BMO Field
2009-06-24	TOR	2	vs	NY	0	W	BMO Field	2014-06-27	TOR	2	at	NY	2	T	Red Bull Arena
2009-10-24	TOR	0	at	NY	5	L	Giants Stadium	2014-10-11	TOR	1	at	NY	3	L	Red Bull Arena
2010-08-11	TOR	0	at	NY	1	L	Red Bull Arena	2015-08-15	TOR	0	at	NYR	3	L	Red Bull Arena
2010-08-21	TOR	1	vs	NY	4	L	BMO Field	2015-10-14	TOR	2	vs	NYR	1	W	BMO Field
2011-07-06	TOR	0	at	NY	5	L	Red Bull Arena	2016-03-06	TOR	2	at	NYR	0	W	Red Bull Arena
2011-10-01	TOR	1	vs	NY	1	T	BMO Field	2016-05-28	TOR	0	at	NYR	3	L	Red Bull Arena
								2016-09-18	TOR	3	vs	NYR	3	T	BMO Field

	TORONTO FC				NEW YORK RED BULLS			
Category	1	2	OT	Tot.	1	2	OT	Tot.
Goals	11	17	0	28	25	26	0	51
Shots	125	166	0	291	165	154	0	319
Shots on Goal	46	66	0	112	64	61	0	125
Fouls	118	147	0	265	144	166	0	310
Offsides	38	43	0	81	34	41	0	75
Corner Kicks	50	72	0	122	68	77	0	145

GOALS SCORED IN 15-MINUTE INTERVALS:

	1-15	16-30	31-45	46-60	61-75	76-90	OT	Total
TOR	4	5	2	6	4	7	0	28
NY	5	8	12	5	9	12	0	51

ALL-TIME REGULAR-SEASON SERIES LEADERS:

	TORONTO FC		NEW YORK RED BULLS	
Goals	2	7 players tied	8	Bradley Wright-Phillips
Assists	3	Jonathan Osorio	7	Thierry Henry
Shots	16	Dwayne De Rosario	35	Juan Pablo Angel
Shots on Goal	6	Dwayne De Rosario	17	Bradley Wright-Phillips
Fouls Committed	13	Danny Dichio	16	Jozy Altidore
Fouls Suffered	13	Dwayne De Rosario	14	Dax McCarty
Wins	2	Stefan Frei	6	Luis Robles
Losses	4	Joseph Bendik	3	Luis Robles
Shutouts	2	Joseph Bendik	4	Luis Robles
Saves	17	Joseph Bendik	36	Luis Robles
Goals Allowed	12	Joseph Bendik	14	Luis Robles

ALL-TIME REGULAR-SEASON SERIES GAME HIGHS:

	TORONTO FC		NEW YORK RED BULLS	
Goals	2	Barrett/Altidore	3	Bradley Wright-Phillips (5/5)
Assists	2	Nana Attakora (6/24/09)	3	Thierry Henry (9/29/12)
Shots	7	Jermain Defoe (6/27/14)	8	Bradley Wright-Phillips (9/4)
Shots on Goal	4	De Rosario/Altidore	4	Bradley Wright-Phillips (9/4)
Fouls Committed	6	Danny Dichio (6/6/07)	6	Vide/Kandji
Fouls Suffered	6	Dwayne De Rosario (10/24/09)	6	Jozy Altidore (10/4/07)
Saves	9	Greg Sutton (10/4/08)	7	Luis Robles (5/28/16)
Goals Allowed	5	Edwards/Frei	3	Conway/Robles

TORONTO FC ALL-TIME MATCHUP REPORTS

Toronto FC vs. Orlando City SC

ALL-TIME REGULAR-SEASON RESULTS

Toronto FC record: 4-1-1 Home games: 2-0-1 (9 GF, 1 GA) Road games: 2-1-0 (6 GF, 4 GA)

2015-04-26	TOR	2	at	ORL	0	W	Orlando Citrus Bowl	2016-06-25	TOR	2	at	ORL	3	L	Camping World Stadium
2015-08-05	TOR	4	vs	ORL	1	W	BMO Field	2016-08-24	TOR	2	at	ORL	1	W	Camping World Stadium
2015-08-22	TOR	5	vs	ORL	0	W	BMO Field	2016-09-28	TOR	0	vs	ORL	0	T	BMO Field

	TORONTO FC				ORLANDO CITY SC			
Category	1	2	OT	Tot.	1	2	OT	Tot.
Goals	2	13	0	15	2	3	0	5
Shots	47	42	0	89	32	24	0	56
Shots on Goal	13	22	0	35	13	9	0	22
Fouls	38	50	0	88	45	37	0	82
Offsides	11	5	0	16	9	7	0	16
Corner Kicks	21	12	0	33	13	15	0	28

GOALS SCORED IN 15-MINUTE INTERVALS:

	1-15	16-30	31-45	46-60	61-75	76-90	OT	Total
TOR	2	0	0	4	1	8	0	15
NY	1	1	0	1	0	2	0	5

ALL-TIME REGULAR-SEASON SERIES LEADERS:

	TORONTO FC		ORLANDO CITY SC	
Goals	5	Jozy Altidore	2	Cyle Larin
Assists	5	Sebastian Giovinco	2	Kevin Molino
Shots	27	Sebastian Giovinco	15	Cyle Larin
Shots on Goal	12	Sebastian Giovinco	6	Kaka
Fouls Committed	11	Jozy Altidore	11	Cristian Higuita
Fouls Suffered	13	Sebastian Giovinco	10	Cristian Higuita
Wins	2	Joseph Bendik	1	Joseph Bendik
Losses	1	Alex Bono	2	Tally Hall
Shutouts	1	3 players tied	1	Joseph Bendik
Saves	7	Alex Bono	11	Joseph Bendik
Goals Allowed	3	Alex Bono	9	Tally Hall

ALL-TIME REGULAR-SEASON SERIES GAME HIGHS:

	TORONTO FC		ORLANDO CITY SC	
Goals	3	Sebastian Giovinco (8/5/15)	1	5 players tied
Assists	3	Michael Bradley (8/22/15)	2	Kevin Molino (6/25/16)
Shots	7	Sebastian Giovinco (8/5/15)	5	Kaka (6/25/16)
Shots on Goal	5	Sebastian Giovinco (8/5/15)	3	Kaka (8/24/16)
Fouls Committed	6	Jozy Altidore (4/26/15)	4	4 players tied
Fouls Suffered	5	Jozy Altidore (9/28/16)	5	Matias Perez Garcia (8/24/19)
Saves	4	Bendik/Bono	5	Hall/Bendik
Goals Allowed	2	Alex Bono (6/25/16)	5	Tally Hall (8/22/15)

TORONTO FC ALL-TIME MATCHUP REPORTS

Toronto FC vs. Philadelphia Union

ALL-TIME REGULAR-SEASON RESULTS

Toronto FC record: 6-6-5 Home games: 4-2-3 (13 GF, 14 GA) Road games: 2-4-2 (7 GF, 10 GA)

2010-04-15 TOR 2 vs PHI 1 W BMO Field
2010-07-17 TOR 1 at PHI 2 L PPL Park

2011-05-28 TOR 2 vs PHI 6 L BMO Field
2011-10-15 TOR 1 at PHI 1 T PPL Park

2012-05-26 TOR 1 vs PHI 0 W BMO Field
2012-07-08 TOR 0 at PHI 3 L PPL Park
2012-09-15 TOR 1 vs PHI 1 T BMO Field

2013-04-13 TOR 1 at PHI 1 T PPL Park
2013-06-01 TOR 1 vs PHI 1 T BMO Field
2013-10-05 TOR 0 at PHI 1 L PPL Park

2014-09-03 TOR 0 at PHI 1 L PPL Park
2014-09-06 TOR 0 vs PHI 2 L BMO Field

2015-05-02 TOR 1 at PHI 0 W PPL Park
2015-07-18 TOR 2 vs PHI 1 W BMO Field
2015-10-03 TOR 3 vs PHI 1 W BMO Field

2016-08-20 TOR 3 at PHI 1 W Talen Energy Stadium
2016-09-24 TOR 1 vs PHI 1 T BMO Field

ALL-TIME POSTSEASON RESULTS:

2016-10-26 TOR 3 vs PHI 1 W BMO Field

	TORONTO FC				PHILADELPHIA UNION			
Category	1	2	OT	Tot.	1	2	OT	Tot.
Goals	8	12	0	20	11	13	0	24
Shots	96	110	0	206	82	111	0	193
Shots on Goal	27	39	0	66	32	45	0	77
Fouls	102	103	0	205	97	119	0	216
Offsides	29	18	0	47	17	14	0	31
Corner Kicks	43	44	0	87	38	55	0	93

GOALS SCORED IN 15-MINUTE INTERVALS:

	1-15	16-30	31-45	46-60	61-75	76-90	OT	Total
TOR	0	4	4	4	4	4	0	20
PHI	3	2	6	1	4	8	0	24

ALL-TIME REGULAR-SEASON SERIES LEADERS:

	TORONTO FC		PHILADELPHIA UNION	
Goals	4	Sebastian Giovinco	3	Conor Casey
Assists	2	4 players tied	5	Sebastien Le Toux
Shots	24	Sebastian Giovinco	22	Sebastien Le Toux
Shots on Goal	8	Sebastian Giovinco	10	Sebastien Le Toux
Fouls Committed	13	Ashtone Morgan	17	Brian Carroll
Fouls Suffered	11	Giovinco/Osorio	16	Sebastien Le Toux
Wins	2	Chris Konopka	4	Zac MacMath
Losses	3	Joseph Bendik	2	Andre Blake
Shutouts	1	Kocic/Konopka	4	Zac MacMath
Saves	25	Joseph Bendik	17	Zac MacMath
Goals Allowed	9	Stefan Frei	7	Andre Blake

ALL-TIME REGULAR-SEASON SERIES GAME HIGHS:

	TORONTO FC		PHILADELPHIA UNION	
Goals	2	De Rosario/dos Santos	2	Mapp/Mwanga
Assists	2	Danleigh Borman (5/28/11)	2	4 players tied
Shots	8	dos Santos/Giovinco	7	Conor Casey (4/13/13)
Shots on Goal	3	3 players tied	4	Mwanga/Casey
Fouls Committed	6	Eric Hassli (9/15/12)	4	6 players tied
Fouls Suffered	4	7 players tied	6	Eric Ayuk (7/18/15)
Saves	9	Joseph Bendik (4/13/13)	6	Chris Konopka (5/26/12)
Goals Allowed	6	Stefan Frei (5/28/11)	3	Andre Blake (twice)

TORONTO FC ALL-TIME MATCHUP REPORTS

Toronto FC vs. Portland Timbers

ALL-TIME REGULAR-SEASON RESULTS

Toronto FC record: 3-2-2 Home games: 3-0-1 (8 GF, 4 GA) Road games: 0-2-1 (3 GF, 8 GA)

2011-03-26	TOR	2	vs	POR	0	W	BMO Field	2014-09-27	TOR	3	vs	POR	2	W	BMO Field
2011-07-30	TOR	2	at	POR	2	T	Jeld-Wen Field	2015-05-23	TOR	1	vs	POR	0	W	BMO Field
2012-08-15	TOR	2	vs	POR	2	T	BMO Field	2016-05-01	TOR	1	at	POR	2	L	Providence Park
2013-09-07	TOR	0	at	POR	4	L	Jeld-Wen Field								

	TORONTO FC				PORTLAND TIMBERS			
Category	1	2	OT	Tot.	1	2	OT	Tot.
Goals	3	8	0	11	6	6	0	12
Shots	38	62	0	100	46	54	0	100
Shots on Goal	12	23	0	35	17	21	0	38
Fouls	43	47	0	90	38	33	0	71
Offsides	2	4	0	6	10	8	0	18
Corner Kicks	12	21	0	33	17	16	0	33

GOALS SCORED IN 15-MINUTE INTERVALS:

	1-15	16-30	31-45	46-60	61-75	76-90	OT	Total
TOR	2	0	1	1	5	2	0	11
POR	2	3	1	1	1	4	0	12

ALL-TIME REGULAR-SEASON SERIES LEADERS:

	TORONTO FC		PORTLAND TIMBERS	
Goals	2	Hagglund/Martina	2	Adi/Valeri
Assists	2	Michael Bradley	2	3 players tied
Shots	12	Sebastian Giovinco	11	Nagbe/Wallace
Shots on Goal	4	Bradley/Giovinco	5	Valeri/Wallace
Fouls Committed	5	Alan Gordon	13	Diego Chara
Fouls Suffered	6	Sebastian Giovinco	9	Nagbe/Zizzo
Wins	1	3 players tied	1	Gleeson/Kocic
Losses	1	Bendik/Irwin	1	3 players tied
Shutouts	1	Frei/Konopka	1	Milos Kocic
Saves	13	Stefan Frei	7	Jake Gleeson
Goals Allowed	6	Joseph Bendik	5	Donovan Ricketts

ALL-TIME REGULAR-SEASON SERIES GAME HIGHS:

	TORONTO FC		PORTLAND TIMBERS	
Goals	2	Martina/Hagglund	1	11 players tied
Assists	1	11 players tied	2	Jose Adolfo Valencia (9/7/13)
Shots	7	Sebastian Giovinco (5/1/16)	5	Nagbe/Valencia
Shots on Goal	3	Sebastian Giovinco (5/23/15)	2	5 players tied
Fouls Committed	5	Alan Gordon (3/26/11)	4	3 players tied
Fouls Suffered	5	Sebastian Giovinco (5/1/16)	4	Nagbe/Valeri
Saves	9	Stefan Frei (7/30/11)	5	Nagbe/Valeri
Goals Allowed	4	Joseph Bendik (9/7/13)	3	Adam Larsen Kwarasey (5/23/1)

TORONTO FC ALL-TIME MATCHUP REPORTS

Toronto FC vs. Real Salt Lake

ALL-TIME REGULAR-SEASON RESULTS

Toronto FC record: 5-8-2 Home games: 4-1-2 (4 GF, 1 GA) Road games: 1-7-0 (8 GF, 19 GA)

2007-07-04	TOR	2	at	RSL	1	W	Rice-Eccles Stadium	2011-06-25	TOR	1	at	RSL	3	L	Rio Tinto Stadium
2007-09-15	TOR	0	vs	RSL	0	T	BMO Field	2011-08-13	TOR	1	vs	RSL	0	W	BMO Field
2008-04-19	TOR	1	vs	RSL	0	W	BMO Field	2012-04-28	TOR	2	at	RSL	3	L	Rio Tinto Stadium
2008-07-28	TOR	1	at	RSL	2	L	Rice-Eccles Stadium	2013-06-29	TOR	0	vs	RSL	1	L	BMO Field
2009-06-27	TOR	0	at	RSL	3	L	Rio Tinto Stadium	2014-03-29	TOR	0	at	RSL	3	L	Rio Tinto Stadium
2009-10-17	TOR	1	vs	RSL	0	W	BMO Field	2015-03-29	TOR	1	at	RSL	2	L	Rio Tinto Stadium
2010-05-01	TOR	1	at	RSL	2	L	Rio Tinto Stadium	2016-08-03	TOR	1	vs	RSL	0	W	BMO Field
2010-08-28	TOR	0	vs	RSL	0	T	BMO Field								

	TORONTO FC				REAL SALT LAKE			
Category	1	2	OT	Tot.	1	2	OT	Tot.
Goals	2	10	0	12	12	8	0	20
Shots	72	90	0	162	80	115	0	195
Shots on Goal	29	36	0	65	43	41	0	84
Fouls	79	98	0	177	83	82	0	165
Offsides	18	19	0	37	21	21	0	42
Corner Kicks	37	36	0	73	35	48	0	83

GOALS SCORED IN 15-MINUTE INTERVALS:

	1-15	16-30	31-45	46-60	61-75	76-90	OT	Total
TOR	0	1	1	2	2	6	0	12
RSL	3	2	7	3	1	4	0	20

ALL-TIME REGULAR-SEASON SERIES LEADERS:

	TORONTO FC		REAL SALT LAKE	
Goals	1	12 players tied	4	Alvaro Saborio
Assists	1	10 players tied	5	Javier Morales
Shots	9	Sebastian Giovinco	20	Kyle Beckerman
Shots on Goal	5	Brennan/Samuel	9	Kyle Beckerman
Fouls Committed	14	Carl Robinson	21	Kyle Beckerman
Fouls Suffered	9	de Guzman/Dichio	31	Javier Morales
Wins	1	5 players tied	7	Nick Rimando
Losses	3	Stefan Frei	5	Nick Rimando
Shutouts	1	6 players tied	5	Nick Rimando
Saves	20	Stefan Frei	43	Nick Rimando
Goals Allowed	8	Stefan Frei	11	Nick Rimando

ALL-TIME REGULAR-SEASON SERIES GAME HIGHS:

	TORONTO FC		REAL SALT LAKE	
Goals	1	12 players tied	2	Alvaro Saborio (twice)
Assists	1	10 players tied	2	3 players tied
Shots	6	Samuel/Giovinco	5	3 players tied
Shots on Goal	4	Andrea Lombardo (9/15/07)	3	Yura Movsisyan (twice)
Fouls Committed	4	4 players tied	5	Eskandarian/Espindola
Fouls Suffered	5	Danny Dichio (4/19/08)	5	Javier Morales (twice)
Saves	9	Brian Edwards (10/17/09)	12	Nick Rimando (9/15/07)
Goals Allowed	3	4 players tied	2	Nick Rimando (twice)

TORONTO FC ALL-TIME MATCHUP REPORTS

Toronto FC vs. Seattle Sounders FC

ALL-TIME REGULAR-SEASON RESULTS

Toronto FC record: 2-7-2 Home games: 1-3-1 (4 GF, 6 GA) Road games: 1-4-1 (6 GF, 12 GA)

2009-04-04	TOR	0	vs	SEA	2	L	BMO Field	2012-03-17	TOR	1	at	SEA	3	L	CenturyLink Field
2009-08-29	TOR	0	at	SEA	0	T	Qwest Field	2013-08-10	TOR	1	vs	SEA	2	L	BMO Field
2010-04-25	TOR	2	vs	SEA	0	W	BMO Field	2014-03-15	TOR	2	at	SEA	1	W	CenturyLink Field
2010-10-02	TOR	2	at	SEA	3	L	Qwest Field	2015-09-05	TOR	1	at	SEA	2	L	CenturyLink Field
2011-04-30	TOR	0	at	SEA	3	L	Qwest Field	2016-07-02	TOR	1	vs	SEA	1	T	BMO Field
2011-06-18	TOR	0	vs	SEA	1	L	BMO Field								
2012-03-17	TOR	1	at	SEA	3	L	CenturyLink Field								

ALL-TIME POSTSEASON RESULTS:

2016-12-10 TOR 0 vs SEA 0 SOL (20T) BMO Field

	TORONTO FC				SEATTLE SOUNDERS FC			
Category	1	2	OT	Tot.	1	2	OT	Tot.
Goals	3	7	0	10	9	9	0	18
Shots	58	53	0	111	51	84	0	135
Shots on Goal	11	20	0	31	15	38	0	53
Fouls	85	65	0	150	66	52	0	118
Offsides	9	13	0	22	13	12	0	25
Corner Kicks	27	24	0	51	17	37	0	54

GOALS SCORED IN 15-MINUTE INTERVALS:

	1-15	16-30	31-45	46-60	61-75	76-90	OT	Total
TOR	0	3	0	3	1	3	0	10
SEA	4	3	2	4	3	2	0	18

ALL-TIME REGULAR-SEASON SERIES LEADERS:

	TORONTO FC		SEATTLE SOUNDERS FC	
Goals	2	De Rosario/Defoe	3	David Estrada
Assists	1	9 players tied	2	Evans/Fernandez
Shots	10	Dwayne De Rosario	15	Fredy Montero
Shots on Goal	3	3 players tied	6	3 players tied
Fouls Committed	10	Dwayne De Rosario	18	Oswaldo Alonso
Fouls Suffered	8	Dwayne De Rosario	14	Oswaldo Alonso
Wins	1	Frei/Soares Espindola	4	Kasey Keller
Losses	3	Stefan Frei	1	Frei/Keller
Shutouts	2	Stefan Frei	4	Kasey Keller
Saves	20	Stefan Frei	9	Kasey Keller
Goals Allowed	7	Stefan Frei	4	Frei/Keller

ALL-TIME REGULAR-SEASON SERIES GAME HIGHS:

	TORONTO FC		SEATTLE SOUNDERS FC	
Goals	2	Jermain Defoe (3/15/14)	3	David Estrada (3/17/12)
Assists	1	9 players tied	2	Alvaro Fernandez (3/17/12)
Shots	6	Macon Santos (6/18/11)	7	David Estrada (3/17/12)
Shots on Goal	2	3 players tied	5	David Estrada (3/17/12)
Fouls Committed	5	4 players tied	4	3 players tied
Fouls Suffered	5	Ryan Johnson (3/17/12)	6	Clint Dempsey (3/15/14)
Saves	7	Chris Konopka (9/5/15)	3	Keller/Frei
Goals Allowed	3	3 players tied	2	3 players tied

TORONTO FC ALL-TIME MATCHUP REPORTS

Toronto FC vs. San Jose Earthquakes

ALL-TIME REGULAR-SEASON RESULTS

Toronto FC record: 4-5-4 Home games: 2-2-3 (8 GF, 9 GA) Road games: 2-3-1 (9 GF, 9 GA)

2008-07-19	TOR	0	vs	SJ	0	T	BMO Field	2012-03-24	TOR	0	vs	SJ	3	L	BMO Field
2008-10-25	TOR	0	at	SJ	2	L	Buck Shaw Stadium	2013-05-08	TOR	1	at	SJ	2	L	Buck Shaw Stadium
2009-07-11	TOR	3	at	SJ	1	W	Buck Shaw Stadium	2014-06-07	TOR	1	vs	SJ	0	W	BMO Field
2009-10-10	TOR	1	vs	SJ	1	T	BMO Field	2015-05-30	TOR	3	vs	SJ	1	W	BMO Field
2010-05-29	TOR	3	at	SJ	1	W	Buck Shaw Stadium	2016-07-16	TOR	1	at	SJ	2	L	Avaya Stadium
2010-09-25	TOR	2	vs	SJ	3	L	BMO Field								
2011-04-09	TOR	1	at	SJ	1	T	Buck Shaw Stadium								
2011-08-27	TOR	1	vs	SJ	1	T	BMO Field								

	TORONTO FC				SAN JOSE EARTHQUAKES			
Category	1	2	OT	Tot.	1	2	OT	Tot.
Goals	9	8	0	17	6	12	0	18
Shots	76	80	0	156	90	82	0	172
Shots on Goal	32	21	0	53	29	33	0	62
Fouls	69	69	0	138	68	66	0	134
Offsides	17	17	0	34	23	12	0	35
Corner Kicks	28	35	0	63	28	34	0	62

GOALS SCORED IN 15-MINUTE INTERVALS:

	1-15	16-30	31-45	46-60	61-75	76-90	OT	Total
TOR	2	3	4	2	4	2	0	17
SJ	2	2	2	4	3	5	0	18

ALL-TIME REGULAR-SEASON SERIES LEADERS:

	TORONTO FC		SAN JOSE EARTHQUAKES	
Goals	3	Barrett/De Rosario	8	Chris Wondolowski
Assists	3	Dwayne De Rosario	3	Ryan Johnson
Shots	17	Sebastian Giovinco	34	Chris Wondolowski
Shots on Goal	6	Barrett/Giovinco	15	Chris Wondolowski
Fouls Committed	13	Julian de Guzman	9	Sam Cronin
Fouls Suffered	6	Joao Plata	8	Ryan Johnson
Wins	2	Stefan Frei	3	Jon Busch
Losses	1	5 players tied	2	Joe Cannon
Shutouts	1	Bendik/Sutton	2	Joe Cannon
Saves	21	Stefan Frei	14	Joe Cannon
Goals Allowed	6	Stefan Frei	7	Joe Cannon

ALL-TIME REGULAR-SEASON SERIES GAME HIGHS:

	TORONTO FC		SAN JOSE EARTHQUAKES	
Goals	2	Barrett/De Rosario	3	Chris Wondolowski (9/25/10)
Assists	2	De Rosario/Giovinco	2	Johnson/Cronin
Shots	10	Sebastian Giovinco (7/16/16)	7	Chris Wondolowski (8/27/11)
Shots on Goal	4	Sebastian Giovinco (5/30/15)	4	Chris Wondolowski (9/25/10)
Fouls Committed	4	5 players tied	5	Sam Cronin (6/7/14)
Fouls Suffered	5	Joao Plata (3/24/12)	5	Martinez/Lenhardt
Saves	8	Greg Sutton (10/25/08)	5	Cannon/Bingham
Goals Allowed	3	Frei/Kocic	3	3 players tied

TORONTO FC ALL-TIME MATCHUP REPORTS

Toronto FC vs. Vancouver Whitecaps FC

ALL-TIME REGULAR-SEASON RESULTS

Toronto FC record: 3-3-1 Home games: 2-1-1 (8 GF, 7 GA) Road games: 1-2-0 (5 GF, 6 GA)

2011-03-19	TOR	2	at	VAN	4	L	Empire Field	2014-07-16	TOR	1	vs	VAN	1	T	BMO Field
2011-06-29	TOR	1	vs	VAN	0	W	BMO Field	2015-03-07	TOR	3	at	VAN	1	W	BC Place Stadium
2012-07-11	TOR	3	vs	VAN	2	W	BMO Field	2016-05-14	TOR	3	vs	VAN	4	L	BMO Field
2013-03-02	TOR	0	at	VAN	1	L	BC Place Stadium								

	TORONTO FC				VANCOUVER WHITECAPS FC			
Category	1	2	OT	Tot.	1	2	OT	Tot.
Goals	3	10	0	13	5	8	0	13
Shots	49	50	0	99	40	45	0	85
Shots on Goal	17	21	0	38	13	17	0	30
Fouls	36	33	0	69	43	51	0	94
Offsides	6	1	0	7	6	4	0	10
Corner Kicks	16	18	0	34	18	22	0	40

GOALS SCORED IN 15-MINUTE INTERVALS:

	1-15	16-30	31-45	46-60	61-75	76-90	OT	Total
TOR	0	1	2	2	5	3	0	13
VAN	2	3	0	3	4	1	0	13

ALL-TIME REGULAR-SEASON SERIES LEADERS:

	TORONTO FC		VANCOUVER WHITECAPS FC	
Goals	2	Altidore/Giovinco	3	Darren Mattocks
Assists	2	Sebastian Giovinco	2	3 players tied
Shots	15	Sebastian Giovinco	10	Kekuta Manneh
Shots on Goal	8	Sebastian Giovinco	6	Darren Mattocks
Fouls Committed	4	3 players tied	10	Matias Laba
Fouls Suffered	8	Sebastian Giovinco	8	Pedro Morales
Wins	1	3 players tied	1	3 players tied
Losses	1	3 players tied	1	3 players tied
Shutouts	1	Stefan Frei	1	Joe Cannon
Saves	9	Joseph Bendik	14	David Ousted
Goals Allowed	4	Frei/Irwin	7	David Ousted

ALL-TIME REGULAR-SEASON SERIES GAME HIGHS:

	TORONTO FC		VANCOUVER WHITECAPS FC	
Goals	2	Altidore/Giovinco	2	3 players tied
Assists	1	10 players tied	2	Chiumiento/Harris
Shots	9	Sebastian Giovinco (5/14/16)	6	Eric Hassli (3/19/11)
Shots on Goal	6	Sebastian Giovinco (5/14/16)	3	3 players tied
Fouls Committed	3	4 players tied	4	5 players tied
Fouls Suffered	5	Altidore/Giovinco	4	Pedro Morales (5/14/16)
Saves	6	Joseph Bendik (3/7/15)	7	David Ousted (5/14/16)
Goals Allowed	4	Frei/Irwin	3	3 players tied

TORONTO FC ALL-TIME TRANSACTIONS

PLAYERS CHOSEN FROM THE 2006 MLS EXPANSION DRAFT

Paulo Nagamura – Midfielder, Los Angeles Galaxy
 Danny O'Rourke – Midfielder, New York Red Bulls
 Jose Cancela – Forward, New England Revolution
 Adrian Seriox – Defender, Houston Dynamo
 Nate Jaqua – Forward, Chicago Fire
 Rod Dyachenko – Midfielder, D.C. United
 Jason Kreis – Forward, Real Salt Lake
 Tim Regan – Defender, Chivas USA
 Ritchie Kotschau – Defender, Columbus Crew
 *Waived by the club, never played any minutes with TFC.
 Will Hesmer – Goalkeeper, Kansas City Wizards

OTHER TRANSACTIONS AND SIGNINGS

September 8, 2006 Signed defender/midfielder Jim Brennan
November 17, 2006 Traded midfielder Danny O'Rourke and goalkeeper Will Hesmer to Columbus Crew for partial allocation
November 17, 2006 Traded defender Adrian Seriox and a second round draft pick in 2008 to FC Dallas for midfielder Ronnie O'Brien
November 17, 2006 Traded defender Tim Regan to New York Red Bulls for forward Edson Buddle
November 17, 2006 Traded forward Jason Kreis to Real Salt Lake for partial allocation
November 22, 2006 Signed defenders Adam Braz, Chris Pozniak, and Marco Reda
November 22, 2006 Acquired midfielder Ronnie O'Brien in trade with Dallas for midfielder Adrian Seriox and a second round draft pick in 2007
December 1, 2006 Signed goalkeeper Greg Sutton
December 15, 2006 Traded forward Nate Jaqua to LA Galaxy for partial allocation
December 22, 2006 Acquired forward Alecko Eskandarian from D.C. United for partial allocation
January 12, 2007 Selects midfielder Maurice Edu first overall in 2007 MLS SuperDraft, defender Andrew Boyens, first round, 10th overall, midfielder Rich Asante in the third round, 27th overall, and forward Jeff Gonsalves, in the third round, 40th overall
January 15, 2007 Agreed to contract terms with forward Edson Buddle
January 18, 2007 Selects forwards Jarrod Smith, Daryl Roberts, Hunter West, and midfielder Tyler Hemming in MLS Supplemental Draft
January 25, 2007 Acquired Abdoulaye Ibrahim in trade with NYRB, the teams swapped allocations, and NY gets fourth round draft pick in 2008
February 1, 2007 Signed midfielder Carl Robinson
February 1, 2007 Traded midfielder Rod Dyachenko to D.C. United for a first round draft pick in 2008
March 5, 2007 Acquired forward Conor Casey
March 5, 2007 Selects goalkeeper Jon Busch in MLS Waiver Draft
March 20, 2007 Acquired midfielder Richard Mulrooney in trade with Houston in exchange for TFC's first round pick in 2008 MLS SuperDraft
April 7, 2007 Traded forward Jose Cancela to Colorado Rapids in exchange for Youth Development roster spot

April 19, 2007 Traded midfielder Richard Mulrooney to Houston for defender Kevin Goldthwaite and a first round SuperDraft pick
April 19, 2007 Acquired defender Marvell Wynne in trade with NYRB in exchange for partial allocation and second round MLS SuperDraft pick in 2008
April 19, 2007 Signed forward Daniele "Danny" Dichio
April 20, 2007 Traded forward Conor Casey to Colorado Rapids in exchange for third round pick in the 2008 MLS SuperDraft
May 4, 2007 Traded Paulo Nagamura to Chivas USA in exchange for first round pick in the 2008 MLS SuperDraft
May 22, 2007 Traded forward Alecko Eskandarian to Real Salt Lake for forward Jeff Cunningham
June 13, 2007 Acquired defender Tyrone Marshall in trade with L.A. Galaxy for forward Edson Buddle
June 19, 2007 Released forward Abdoulaye Ibrahim
June 25, 2007 Signed forward Collin Samuel
June 27, 2007 Traded defender Kevin Goldthwaite to New York Red Bulls for defender Todd Dunivant
August 3, 2007 Acquired goalkeeper Kenny Stamatopoulos on free loan from Tromsø IL (Norway)
September 6, 2007 Released midfielder Andy Welsh
November 21, 2007 Midfielder/Defender Chris Pozniak selected by San Jose in Expansion Draft
November 29, 2007 Toronto FC placed 7 players on waivers D - Adam Braz, MF - Miguel Canizalez, GK - Srdjan Djekanovic, F - David Guzman, D - Stephen Lumley, MF - Cristian Nunez, and D - Marco Reda
January 18, 2008 Selects defender Julius James 9th overall and midfielder Pat Phelan 10th overall in first round of 2008 MLS SuperDraft. Selected goalkeeper Brian Edwards second round, 28th overall, Mike Zaher third round, 30th overall, and Joseph Lapira third round, 35th overall
February 28, 2008 Traded midfielder Ronnie O'Brien to San Jose Earthquakes for a first round pick in the 2009 MLS SuperDraft, and allocation money
February 29, 2008 Acquired defender Kevin Harmse from the LA Galaxy in exchange for a fourth round pick in 2009 MLS SuperDraft
March 19, 2008 Signed defender Marco Velez, and forward Jarrod Smith. Smith signs Developmental contract
March 21, 2008 Signed Tyler Rosenlund to a Senior Development contract
April 2, 2008 Signed midfielder Laurent Robert
April 3, 2008 Traded defender Mike Zaher to D.C. United, in exchange for a first round pick in the 2009 MLS Supplemental Draft
April 9, 2008 Signed midfielder Amado Guevara, in exchange Chivas USA receives future considerations in the 2009 and 2010 MLS SuperDraft
April 11, 2008 Signed midfielder Rohan Ricketts
April 14, 2008 Waived defender Andrew Boyens
April 24, 2008 Signed defender Olivier Tebily
April 25, 2008 Waived midfielder Tyler Hemming
June 4, 2008 Traded defender Pat Phelan to New England Revolution in exchange for international roster slot
June 13, 2008 Acquired forward Abdus Ibrahim from FC Dallas in exchange for a conditional pick in the 2010 MLS SuperDraft

TORONTO FC ALL-TIME TRANSACTIONS

July 14, 2008	Acquired allocation money and an international roster slot for remainder of 2008 season through 2013 from the San Jose Earthquakes in exchange for the rights to forward Darren Huckerby	December 17, 2009	Options on forward Pablo Vitti, midfielders Lesly Fellinganga and Amado Guevara are declined
July 30, 2008	Acquired forward Chad Barrett from Chicago Fire in exchange for a 2009 first round MLS SuperDraft pick and conditional future considerations for forward Brian McBride	January 14, 2010	Selected defender Zac Herold, in the second round (24th overall) and midfielder Nane Joseph in the fourth round (53rd overall) of the 2010 MLS SuperDraft
July 31, 2008	Waived defender Olivier Tebily	January 21, 2010	Acquired midfielder Jacob Peterson from the Colorado Rapids in exchange for allocation money
August 8, 2008	Acquired a 2009 third round MLS SuperDraft pick from FC Dallas in exchange for forward Jeff Cunningham	February 9, 2010	Acquired defender Ty Harden from the Colorado Rapids in exchange for a third round MLS SuperDraft pick in 2011
August 15, 2008	Signed forward Johann Smith	March 11, 2010	Traded Carl Robinson to the New York Red Bulls in exchange for a fourth round MLS SuperDraft pick in 2011
August 19, 2008	Waived midfielder Laurent Robert	March 25, 2010	Acquired midfielder Nick LaBrocca and a third round 2011 MLS SuperDraft pick from the Colorado Rapids in exchange for defender Marvell Wynne
August 21, 2008	Acquired forward Carlos Ruiz from LA Galaxy in exchange for a first and second round pick in the 2009 MLS SuperDraft	March 25, 2010	Signed midfielder Martin Saric
August 22, 2008	Transfers midfielder Maurice Edu to Glasgow Rangers of the Scottish Premier League	March 26, 2010	Signed goalkeeper Jon Conway and waived goalkeeper Brian Edwards
September 3, 2008	Signed forward Chad Barrett to four year contract extension	March 27, 2010	Signed defender Dan Gargan
September 12, 2008	Acquired defender Hunter Freeman from New York Red Bulls, in exchange for a third and fourth round pick in the 2009 MLS Supplemental Draft	April 5, 2010	Signed Joseph Nane to a developmental contract
November 26, 2008	Forward Jarrod Smith selected by Seattle Sounders FC in 2008 MLS Expansion Draft	April 5, 2010	Terminated contract of forward Ali Gerba
December 12, 2008	Acquired midfielder Dwayne De Rosario from Houston Dynamo in exchange for defender Julius James and allocation money	April 6, 2010	Signed goalkeeper Milos Kocic
January 15, 2009	Selects midfielder Sam Cronin 2nd overall, forward O'Brian White 4th overall, goalkeeper Stefan Frei 13th overall in the first round, and forwards Mike Grella 34th overall, and Kyle Hall 39th overall in the third round of the 2009 MLS SuperDraft	April 7, 2010	Captain Jim Brennan announces his retirement. Brennan remains with Toronto FC as assistant manager
January 22, 2009	Signed Dwayne De Rosario to long term contract	April 10, 2010	Signed defender Raivis Hscanovics
February 2, 2009	Re-signed midfielder Rohan Ricketts	April 12, 2010	Signed defenders Adrian Cann and Maksim Usanov
February 3, 2009	Traded defender Todd Dunivant to the LA Galaxy in exchange for allocation money	May 17, 2010	Defender Zachary Herold announces his retirement
February 9, 2009	Signed forward Pablo Vitti on loan	June 22, 2010	Traded midfielder Sam Cronin to the San Jose Earthquakes in exchange for allocation money
February 24, 2009	Traded defender Tyrone Marshall to LA Galaxy in exchange for allocation money	July 6, 2010	Signed forward Mista as a Designated Player
February 24, 2009	Acquired defender Adrian Serieux from FC Dallas for a 2010 MLS SuperDraft first round pick and allocation money	July 9, 2010	Signed forward Maicon Santos
February 27, 2009	Acquired Natural 2010 second round pick from Colorado in exchange for rights to forward Gregory Richardson	August 26, 2010	Signed defender Doneil Henry. Henry is the first ever Homegrown player to sign for Toronto FC
March 3, 2009	Signed defenders Emmanuel Gomez and Amadou Sanyang	September 15, 2010	Signed forward Nicholas Lindsay. Lindsay is the second Homegrown player to sign for Toronto FC
June 9, 2009	Released goalkeeper Greg Sutton	November 24, 2010	Forward O'Brian White selected by the Vancouver Whitecaps FC in the 2010 MLS Expansion Draft
June 9, 2009	Acquired defender Nick Garcia in exchange for a third round pick in the 2010 MLS SuperDraft	November 24, 2010	Waived five players: midfielders Gabe Gala and Martin Saric, defenders Maxim Usanov, Raivis Hscanovics, and forward Mista
June 16, 2009	Released forward Johann Smith	November 25, 2010	Acquired midfielder Nathan Sturgis from Vancouver Whitecaps FC in exchange for a first round pick in the 2011 MLS SuperDraft
June 23, 2009	Signed forward Ali Gerba	November 30, 2010	Traded midfielder Joseph Nane to the Colorado Rapids for a third round pick in the 2011 MLS SuperDraft
August 12, 2009	Signed defender Lesly Fellinganga	December 3, 2010	Options declined on Foad Ibrahim, Amadou Sanyang, and Nick Garcia
August 13, 2009	Released defender Marco Velez	January 13, 2011	Traded forward Chad Barrett to the LA Galaxy in exchange for future considerations
September 9, 2009	Forward Danny Dichio announces his retirement. Dichio remains with Toronto FC as a team ambassador and coach	January 13, 2011	Traded goalkeeper Jon Conway to the Chicago Fire in exchange for a third round pick in the 2011 MLS SuperDraft
September 11, 2009	Sign Canadian international midfielder Julian De Guzman. De Guzman becomes the team's first ever designated player		

TORONTO FC ALL-TIME TRANSACTIONS

January 13, 2011	Selected defender Demetrius Omphroy, second round (26th overall), and midfielder Matt Gold (43rd overall), midfielder Junior Burgos (44th overall), and forward Joao Plata (49th overall) in the third round of the 2011 MLS SuperDraft		
January 18, 2011	Selected midfielder Jimmy "JC" Banks, forward Steven Beattie, and midfielders Spencer Thompson and Scott Rojo in the 2011 MLS Supplemental Draft	January 10, 2012	MLS SuperDraft from Houston Dynamo in exchange for midfielder Nathan Sturgis
March 9, 2011	Signed midfielder Elbekay Bouchiba and forwards Javier Martina and Nick Soolsma	January 12, 2012	Signed forward Joao Plata to a permanent deal
March 11, 2011	Acquired forward Alan Gordon from Chivas USA in exchange for midfielder Nick LaBrocca		Selected midfielder Luis Silva (4th overall) and defender Aaron Maund (12th Overall) in the 2012 MLS SuperDraft
March 11, 2011	Signed midfielder Gianluca Zavarise	January 18, 2012	Waived defender/midfielder Mikael Yourassowsky
March 17, 2011	Signed Academy players: Ashtone Morgan, Matt Stinson, Oscar Gordon, and Keith Makubuya to the First Team. Becoming the third, fourth, fifth, and sixth Homegrown players to sign for the First Team	January 20, 2012	Defender Andy Iro and forward Peri Marosevic declined contract offers and leave the club
March 18, 2011	Signed midfielder/defender Mikael Yourassowsky	January 26, 2012	Signed defender Richard Eckersley on a permanent deal
March 24, 2011	Acquired midfielder Alen Stevanovic on loan from Torino (Italy)	January 26, 2012	Signed defender Geovanny Caicedo
March 31, 2011	Signed Jamaican international defender Dicoy Williams	January 30, 2012	Signed defender Miguel Aceval
April 1, 2011	Acquired midfielder Tony Tchani, defender Danleigh Borman and a first Round pick in the 2012 MLS SuperDraft from New York Red Bulls in exchange for midfielder Wayne De Rosario	February 28, 2012	Waived midfielder Elbekay Bouchiba
April 15, 2011	Acquired defender Richard Eckersley on loan from Burnley (England)	March 9, 2012	Terminated the contract of defender Geovanny Caicedo by mutual consent
June 19, 2011	Midfielder Alen Stevanovic is recalled by Torino, ending his loan deal	March 13, 2012	Signed defender Logan Emory
June 29, 2011	Signed midfielder Torsten Frings and forward Danny Koevermans as Designated Players	March 21, 2012	Signed midfielder Efrain Burgos Jr.
July 14, 2011	Acquired midfielder Terry Dunfield from Vancouver Whitecaps FC in exchange for allocation money	April 10, 2012	Signed goalkeeper Quillan Roberts to a Homegrown Player contract. Roberts becomes the seventh player from the Academy to join the First Team
July 14, 2011	Acquired forward Ryan Johnson from San Jose Earthquakes in exchange for forward Alan Gordon, midfielder Jacob Peterson, and defender Nana Attakora		Waived midfielder Efrain Burgos Jr.
July 15, 2011	Acquired defender Andy Iro and midfielder Leandre Griffit from Columbus Crew in exchange for midfielder Tony Tchani	June 28, 2012	Re-signed defender Ashtone Morgan to a contract extension
July 20, 2011	Signed defender Eddy Viator	July 5, 2012	Finalized a six month loan deal with LDU Quito of Ecuador for forward Joao Plata
July 28, 2011	Acquired defender Dasan Robinson from Chicago Fire in exchange for defender Dan Gargan and a second Round pick in the 2012 MLS SuperDraft	July 11, 2012	Terminated contract of midfielder Nick Soolsma by mutual consent
July 29, 2011	Signed forward Peri Marosevic	July 13, 2012	Acquired forward Andrew Wiedeman from FC Dallas in exchange for midfielder Julian de Guzman
August 2, 2011	Acquired midfielder Eric Avila from FC Dallas in exchange for forward Maicon Santos	July 20, 2012	Acquired forward Eric Hassli from Vancouver Whitecaps FC in exchange for a first round pick in the 2014 MLS SuperDraft
September 15, 2011	Acquired defender Kyle Davies from LA Galaxy in exchange for defender Dasan Robinson	July 21, 2012	Acquired forward Quincy Amarikwa from the New York Red Bulls in exchange for a conditional draft pick
November 23, 2011	Waived defenders: Demetrius Omphroy, Eddy Viator, Kyle Davies, along with midfielders: Leandre Griffit, Matt Gold, Gianluca Zavarise, and forward Javier Martina	July 26, 2012	Terminated contract of defender Miguel Aceval by mutual consent
November 29, 2011	Acquired defender Jeremy Hall from FC Dallas in exchange for a second round pick in the 2013 MLS SuperDraft	July 31, 2012	Signed goalkeeper Freddy Hall
December 7, 2011	Signed Bermudan international forward Reggie Lambe	August 3, 2012	Signed defender Darren O'Dea
December 28, 2011	Acquired a 2014 conditional pick in the	August 21, 2012	Re-signed defender Doneil Henry to a contract extension
		September 14, 2012	Acquired a conditional pick from the Seattle Sounders FC in exchange for Toronto's allocation ranking
		November 15, 2012	Declined options on defenders Adrian Cann, Ty Harden, Dicoy Williams, midfielder Oscar Gordon, and forwards Keith Makubuya and Nicholas Lindsay
		December 3, 2012	Acquired forward Justin Braun from Real Salt Lake in exchange for defender Aaron Maund
		December 12, 2012	Acquired the third overall pick in the 2013 MLS SuperDraft, allocation money, and goalkeeper Joe Bendik from the Portland Timbers in exchange for goalkeeper Milos Kocic and forward Ryan Johnson
		December 14, 2012	Re-signed defender Jeremy Hall and forward Andrew Wiedeman
		December 14, 2012	Signed defender Danny Califf after selecting him in the second round of the MLS Re-Entry process
		January 15, 2013	Signed midfielder Julio Cesar
		January 16, 2013	Acquired the fourth overall pick in the 2013 MLS SuperDraft and allocation money from the New England Revolution

TORONTO FC ALL-TIME TRANSACTIONS

	in exchange for the first overall pick in the 2013 MLS SuperDraft	July 18, 2013	Captain Darren O'Dea is transferred to Ukrainian club, FC Metalurh Donetsk
January 17, 2013	Selected midfielder Kyle Bekker (third overall) and forward Emery Welshman (16th overall) in the 2013 MLS SuperDraft	August 1, 2013	Signed defender Jonas Elmer
January 17, 2013	Acquired the tenth overall pick in the 2013 MLS SuperDraft and allocation money from Vancouver Whitecaps FC in exchange for the fourth overall pick in the 2013 MLS SuperDraft	August 8, 2013	Signed Academy midfielder Manuel Aparicio to a Homegrown Player contract. Aparicio becomes the eighth player from the Academy to join the First Team
January 17, 2013	Acquired the sixteenth overall pick in the 2013 MLS SuperDraft and allocation money from the Seattle Sounders FC in exchange for the tenth overall pick at the 2013 MLS SuperDraft	September 9, 2013	Acquired forward Bright Dike, a first round pick in the 2015 MLS SuperDraft and allocation money from the Portland Timbers in exchange for forward Maximiliano Urruti
January 22, 2013	Selected forwards Ashton Bennett, Taylor Morgan, midfielders Nik Robson and Jose Gomez in the 2013 MLS Supplemental Draft	September 13, 2013	Acquired goalkeeper Chris Konopka from the Philadelphia Union in exchange for a third round pick in the 2014 MLS SuperDraft
January 30, 2013	Acquired a second round pick in the 2015 MLS SuperDraft from Real Salt Lake in exchange for forward Joao Plata	November 29, 2013	Exercised contract options on goalkeepers: Joe Bendik, Chris Konopka, and Quillan Roberts, defenders: Gale Agbassoumonde, Mark Bloom, Ryan Richter, midfielders: Kyle Bekker, Reggie Lambe, Jeremy Hall, and forwards: Bright Dike, Emery Welshman, and Andrew Wiedeman
February 4, 2013	Acquired a second round pick in the 2014 MLS SuperDraft from FC Dallas in exchange for forward Eric Hassli	November 29, 2013	Declined options on midfielders: Bobby Convey, Darel Russell, Michael Thomas, and forward Robert Earnshaw. Forwards Danny Koeversmans and Justin Braun are both out of contract and will not be re-signed
February 26, 2013	Captain Torsten Frings announced his retirement after 18 seasons as a professional footballer	December 9, 2013	Acquired midfielder Jackson from FC Dallas in exchange for a second round pick in the 2015 MLS SuperDraft and allocation money
February 27, 2013	Acquired midfielder Hogan Ephraim on loan from English Club, Queens Park Rangers F.C.	December 10, 2013	Acquired a first round pick in the 2015 MLS SuperDraft from the Seattle Sounders FC in exchange for the rights to goalkeeper Stefan Frei
March 1, 2013	Signed Welsh international forward Robert Earnshaw, along with forwards Ashton Bennett and Taylor Morgan, along with midfielders Jonathan Osorio and Darel Russell	December 10, 2013	Re-signed goalkeeper Joe Bendik
March 8, 2013	Acquired midfielder John Bostock on loan from English Club, Tottenham Hotspur F.C.	December 13, 2013	Acquired a first round pick in the 2014 MLS SuperDraft and a third round pick in the 2016 MLS SuperDraft from the New York Red Bulls in exchange for a second round pick in the 2014 MLS SuperDraft and the rights to midfielder Bobby Convey
March 19, 2013	Waived midfielder Matt Stinson	December 13, 2013	Signed Brazilian forward Gilberto as a Designated Player
March 25, 2013	Signed defender Ryan Richter	December 16, 2013	Acquired defender Justin Morrow from the San Jose Earthquakes in exchange for allocation money
March 29, 2013	Waived midfielder Julio Cesar	January 9, 2014	Signed forward Jordan Hamilton to a Homegrown Player contract. Hamilton becomes the ninth player from the Academy to join the First Team
April 26, 2013	Signed Argentine midfielder Matias Laba as a Young Designated Player	January 9, 2014	Signed Canadian international midfielder/forward Dwayne De Rosario
May 7, 2013	Acquired forward Jeremy Brockie on loan from Wellington Phoenix FC of the Australian A-League	January 13, 2014	Signed English international forward Jermain Defoe and American international midfielder Michael Bradley as Designated Players
May 7, 2013	Acquired Scottish defender Steven Caldwell on loan from English club Birmingham City F.C.	January 16, 2014	Acquired tenth overall pick in the 2014 MLS SuperDraft from the Philadelphia Union in exchange for the fifteenth pick overall in the 2014 MLS SuperDraft and allocation money
May 14, 2013	Waived forwards Ashton Bennett and Taylor Morgan	January 16, 2014	Selected defender Nick Hagglund (10th overall), and midfielder Daniel Lovitz (24th overall) in the 2014 MLS SuperDraft
May 16, 2013	Acquired midfielder Bobby Convey from Sporting KC in exchange for a third round pick in the 2014 MLS SuperDraft	January 21, 2014	Selected forward Kene Eze (60th overall) in the 2014 MLS SuperDraft
May 24, 2013	Waived midfielder John Bostock, ending his loan	January 24, 2014	Acquired defender Bradley Orr on loan from English club, Blackburn Rovers F.C.
June 4, 2013	Waived midfielder Hogan Ephraim, ending his loan	January 27, 2014	Acquired a fourth round pick in the 2017 MLS SuperDraft in exchange for defender Richard Eckersley
June 13, 2013	Waived midfielder Terry Dunfield	February 7, 2014	Waived defender Jonas Elmer
June 27, 2013	Waived defender Logan Emory	February 14, 2014	Acquired Brazilian international goalkeeper Julio Cesar on loan from English Championship side, Queens Park Rangers F.C.
July 1, 2013	Acquired a first round pick in the 2015 MLS SuperDraft and an International Roster Spot through the 2014 season from Chivas USA in exchange for Toronto's first overall allocation ranking		
July 2, 2013	Signed defender Steven Caldwell to a permanent contract after expiration of his loan agreement		
July 2, 2013	Acquired midfielder Michael Thomas from Sporting KC in exchange for a second round pick in the 2015 MLS SuperDraft		
July 12, 2013	Acquired defender Mark Bloom on loan from NASL club, Atlanta Silverbacks		
July 12, 2013	Danny Califf announced his retirement after 14 seasons as a professional footballer		



TORONTO FC ALL-TIME TRANSACTIONS

February 25, 2014	Placed forward Emery Welshman on waivers	January 15, 2015	Signed midfielder Jay Chapman to a Homegrown Player contract. Chapman becomes the eleventh player from the Academy to join the First Team
February 26, 2014	Traded midfielder Matias Laba to Vancouver Whitecaps FC in exchange for future considerations	January 15, 2015	Selected goalkeeper Alex Bono (6th overall), defender Clement Simonin (9th overall) and defender Skylar Thomas (11th overall) in the first round of the 2015 MLS SuperDraft
March 5, 2014	Waived midfielder Reggie Lambe	January 15, 2015	Selected defender Wesley Charpie (29th overall) and forward Edwin Rivas (37th overall) in the second round of the 2015 MLS SuperDraft
March 17, 2014	Signed midfielder Daniel Lovitz, and sent on loan to USL PRO affiliate club, Wilmington Hammerheads FC along with midfielder Manny Aparicio and goalkeeper Quillan Roberts	January 16, 2015	Signed U.S. international forward Jozy Altidore as a Designated Player and transferred forward Jermain Defoe to English Premier League club Sunderland A.F.C.
March 28, 2014	Signed midfielder Issey Nakajima-Farran	January 19, 2015	Signed Italian international midfielder Sebastian Giovinco as a Designated Player
May 1, 2014	Assigned forward Jordan Hamilton on loan to USL PRO affiliate club, Wilmington Hammerheads FC	January 20, 2015	Selected forward Michael Ramos (50th overall) in the third round of the 2015 MLS SuperDraft
May 8, 2014	Acquired forward Luke Moore from Chivas USA in a three-team trade that sent defender Gale Agbassoumoude to the Colorado Rapids	January 20, 2015	Selected forwards Sal Bernal (70th overall) and Tyler Engel (81st overall) in the fourth round of the 2015 MLS SuperDraft
May 13, 2014	Recalled midfielder Daniel Lovitz, ending his loan at Wilmington Hammerheads FC	January 21, 2015	Acquired allocation money from FC Dallas in exchange for midfielder Kyle Bekker
May 16, 2014	Acquired midfielder Collen Warner from the Montreal Impact in exchange for midfielder Issey Nakajima-Farran	January 26, 2015	Signed Polish international defender Damien Perquis
June 6, 2014	Acquired midfielder Dominic Oduro from the Columbus Crew in exchange for midfielder Alvaro Rey	January 26, 2015	Acquired defender Eriq Zavaleta from Seattle Sounders FC in exchange for a second round pick in the 2016 MLS SuperDraft
June 26, 2014	Assigned defender Ryan Richter on loan to NASL club, Ottawa Fury FC	January 27, 2015	Acquired allocation money from the Montreal Impact in exchange for midfielder Dominic Oduro
July 23, 2014	Acquired defender Warren Creavalle and exchanged allocation ranking positions with the Houston Dynamo	January 29, 2015	Signed midfielder Benoit Cheyrou
July 25, 2014	Goalkeeper Julio César recalled by Queens Park Rangers F.C. ending his loan agreement	February 2, 2015	Club announced that Sebastian Giovinco will join Toronto FC immediately after ending his contract with Juventus
July 30, 2014	Recalled forward Jordan Hamilton from USL PRO affiliate club, Wilmington Hammerheads FC and assigned on loan to Portuguese Segunda Liga side Clube Desportivo Trefense	March 9, 2015	Assigned Forward Gilberto on loan to Brazilian Série A club, CR Vasco da Gama
August 6, 2014	Recalled goalkeeper Quillan Roberts, ending his loan at Wilmington Hammerheads FC	March 20, 2015	Assigned goalkeepers Quillan Roberts, Alex Bono, defender Ashtone Morgan, midfielders Manuel Aparicio, Jay Chapman, Chris Mannella and forward Jordan Hamilton on loan to TFC II (USL)
August 28, 2014	Recalled defender Ryan Richter, ending his loan at Ottawa Fury FC	March 27, 2015	Signed defender Clement Simonin to a MLS contract and recalled him from TFC II. In addition, club recalls defender Ashtone Morgan, midfielder Jay Chapman and forward Jordan Hamilton from TFC II
September 15, 2014	Signed midfielder Chris Mannella to a Homegrown Player contract. Mannella becomes the tenth player from the Academy to join the First Team	April 3, 2015	Assigned midfielder Jay Chapman and forward Jordan Hamilton to TFC II
December 3, 2014	Exercised contract options on goalkeepers: Joe Bendik, Chris Konopka, and Quillan Roberts, defenders: Justin Morrow, Mark Bloom, Nick Hagglund, Warren Creavalle, Ashtone Morgan, Chris Mannella midfielders: Jonathan Osorio, Kyle Bekker, Daniel Lovitz, Collen Warner, Manny Aparicio and forward Luke Moore	April 27, 2015	Assigned forward Bright Dike on loan to San Antonio Scorpions of the NASL
December 3, 2014	Declined options on defender Ryan Richter, midfielder Jeremy Hall and forwards Dwayne De Rosario and Andrew Wiedeman	May 1, 2015	Recalled goalkeeper Quillan Roberts from TFC II
December 3, 2014	Loans agreements expire on defenders Bradley Orr (Blackburn Rovers) and Doneil Henry (Apollon Limassol). Henry was sold to Cypriot club Apollon Limassol earlier in the season	May 5, 2015	Recalled midfielders Chris Mannella, Jay Chapman and forward Jordan Hamilton from TFC II
December 3, 2014	Recalled forward Jordan Hamilton ending his loan agreement at Trefense	May 8, 2015	Assigned midfielders Chris Mannella, Jay Chapman and forward Jordan Hamilton to TFC II
December 12, 2014	Selected forward Robbie Findley in the first phase of the 2014 MLS Re-Entry Draft	May 12, 2015	Recalled midfielder Jay Chapman and forward Jordan Hamilton from TFC II
December 12, 2014	Re-signed forward Bright Dike	July 1, 2015	Recalled forward Bright Dike from loan at San Antonio Scorpions
December 19, 2014	Acquired a fourth round pick in the 2015 MLS SuperDraft in exchange for midfielder/ defender Jeremy Hall	July 14, 2015	Steven Caldwell formally announces his retirement after 17 years as a professional football player
January 13, 2015	Re-signed defender Mark Bloom	July 24, 2015	Signed Moroccan international defender Ahmed Kantari


TORONTO FC ALL-TIME TRANSACTIONS

July 27, 2015	Forward Gilberto signs with Chicago Fire following termination of his loan from CR Vasco da Gama. Gilberto re-enters MLS via waivers	March 8, 2016	Acquired GAM (General Allocation Money) from Seattle Sounders FC in exchange for TAM (Targeted Allocation Money) and an international roster spot
July 31, 2015	Acquired defender Josh Williams off waivers	March 10, 2016	Acquired the Right of First Refusal for forward Ben Spencer from Real Salt Lake in exchange for Targeted Allocation Money (TAM)
August 4, 2015	Waived forward Bright Dike	March 24, 2016	Loaned goalkeeper Alex Bono, defender Mark Bloom, midfielder Chris Mannella and forward Mo Babouli to Toronto FC II of the United Soccer League (USL).
August 7, 2015	Acquired a second round pick in the 2016 MLS SuperDraft from the Philadelphia Union in exchange for defender Warren Creavalle	April 15, 2016	Loaned defenders Nick Hagglund and Erik Zavaleta to Toronto FC II of the United Soccer League (USL).
August 7, 2015	Signed American international forward Herculez Gomez after acquiring the right of first refusal from Sporting KC in exchange for allocation money	April 22, 2016	Loaned goalkeeper Quillan Roberts, defender Ashton Morgan, midfielder Jay Chapman and forward Jordan Hamilton to Toronto FC II of the United Soccer League (USL). Recalled goalkeeper Alex Bono and defender Erik Zavaleta from Toronto FC II of the United Soccer League (USL).
August 18, 2015	Assigned goalkeeper Chris Konopka and defender Nick Hagglund to TFC II	April 24, 2016	Loaned defender Ashton Morgan to Toronto FC II of the United Soccer League (USL).
August 20, 2015	Recalled goalkeeper Chris Konopka and defender Nick Hagglund from TFC II	April 29, 2016	Recalled goalkeeper Quillan Roberts, defender Nick Hagglund, midfielders Chris Mannella and Jay Chapman from Toronto FC II of the United Soccer League (USL). Loaned goalkeeper Alex Bono to Toronto FC II of the United Soccer League (USL).
November 30, 2015	Re-signed defender Justin Morrow to a multi-year extension	May 3, 2016	Loaned goalkeeper Quillan Roberts, defenders Mark Bloom, Nick Hagglund, Erik Zavaleta, midfielders Chris Mannella, Daniel Lovitz, Jay Chapman, and forward Mo Babouli to Toronto FC II of the United Soccer League (USL).
December 1, 2015	Exercised options on goalkeeper Quillan Roberts, defenders Mark Bloom, Nick Hagglund, Ashton Morgan, Josh Williams, Erik Zavaleta, Clement Simon, midfielders Jonathan Osorio, Collen Warner, Daniel Lovitz, Marky Delgado, Chris Mannella and forward Jordan Hamilton	May 6, 2016	Recalled goalkeepers Quillan Roberts, Alex Bono, defender Erik Zavaleta, midfielders Daniel Lovitz, Jay Chapman, and forward Mo Babouli to Toronto FC II of the United Soccer League (USL).
December 1, 2015	Declined options on goalkeepers Joe Bendik, Chris Konopka and midfielders Manuel Aparicio and Jackson	May 10, 2016	Loaned goalkeeper Quillan Roberts to Toronto FC II of the United Soccer League (USL).
December 16, 2015	Signed defender Drew Moor as a free agent	May 13, 2016	Recalled goalkeeper Quillan Roberts from Toronto FC II of the United Soccer League (USL). Loaned goalkeeper Alex Bono to Toronto FC II of the United Soccer League (USL).
December 18, 2015	Acquired Iranian international defender Steven Beitashour from Vancouver Whitecaps FC in exchange for a second round pick in the 2016 MLS SuperDraft	June 2, 2016	Loaned defender Clément Simonin to Toronto FC II of the United Soccer League (USL).
December 18, 2015	Acquired Canadian international midfielder Will Johnson from Portland Timbers for a conditional second round pick in the 2017 MLS SuperDraft and targeted allocation money (TAM)	June 29, 2016	Added Raheem Edwards to the first team roster from Toronto FC II on a short-term agreement
December 21, 2015	Acquired a conditional fourth round pick in the 2017 MLS SuperDraft from Orlando City SC in exchange for goalkeeper Joe Bendik	July 12, 2016	Terminated the contract of defender Damien Perquis by mutual consent
January 13, 2016	Placed defender Ahmed Kantari on waivers	July 20, 2016	Acquired Montreal Impact's highest second round pick in the 2017 MLS SuperDraft in exchange for an international roster spot for the remainder of the 2016 season
January 14, 2016	Selected midfielder Tsubasa Endoh (9th overall) in the first round of the 2016 MLS SuperDraft	August 18, 2016	Acquired Panamanian international midfielder Armando Cooper on loan from Club Deportivo Arabe Unido
January 18, 2016	Acquired goalkeeper Clint Irwin from the Colorado Rapids in exchange for a third round pick in the 2016 MLS SuperDraft, a conditional first round pick in the 2017 MLS SuperDraft and targeted allocation money (TAM)	August 20, 2016	Signed Canadian international forward Tosaint Ricketts
January 19, 2016	Selected midfielder Mitchell Taintor (59th overall) in the third round of the 2016 MLS SuperDraft	October 18, 2016	Re-signed midfielder Marky Delgado to a multi-year deal
January 19, 2016	Selected forward Darius Madison (70th overall) and midfielder Brian James (80th overall) in the fourth round of the 2016 MLS SuperDraft	December 12, 2016	Toronto FC exercise contract options on 13 players: goalkeepers Clint Irwin and Alex Bono; defenders Drew Moor, Nick Hagglund, Erik Zavaleta, Mark Bloom; midfielders Jonathan Osorio, Armando Cooper, Jay Chapman, Tsubasa Endoh and forwards Tosaint Ricketts, Jordan Hamilton and Mo Babouli. Six players
February 26, 2016	Placed forward Luke Moore on waivers		
February 27, 2016	Signed 2016 MLS SuperDraft forward Tsubasa Endoh		
March 2, 2016	Acquired a conditional second round pick in the 2017 MLS SuperDraft from the Houston Dynamo in exchange for midfielder Collen Warner		
March 2, 2016	Placed forward Herculez Gomez on waivers		
March 5, 2016	Signed forward Molham Babouli to a Homegrown Player contract. Babouli becomes the twelfth player from the Academy to join the First Team		



TORONTO FC ALL-TIME TRANSACTIONS

	are already under contract for 2017: defenders Justin Morrow and Steven Beitashour; midfielders Michael Bradley, Marky Delgado; forwards Sebastian Giovinco and Jozy Altidore	January 18, 2017	Selected goalkeeper Robert Moewes from Duke University with the 8th pick of the third round of the 2017 MLS SuperDraft. Selected defender Oyvind Alseth from Syracuse University with the 21st pick of the third round in the 2017 MLS SuperDraft. Selected defender Lars Eckenrode from the University of Michigan with the 17th pick in the fourth round of the 2017 MLS SuperDraft. Selected defender Juan Pablo Saavedra from Virginia Tech with the 21st pick in fourth round of the 2017 MLS SuperDraft
December 12, 2016	Toronto FC decline options on four players: defender Clement Simonin and midfielders Chris Mannella, Daniel Lovitz and Benoit Cheyrou. Four players out of contract: goalkeeper Quillan Roberts, defenders Ashtone Morgan, Josh Williams and midfielder Will Johnson	January 31, 2017	Signed defender Chris Mavinga
December 13, 2016	Goalkeeper Clint Irwin selected by Atlanta United FC in the third round of the 2016 MLS Expansion Draft	February 1, 2017	Re-signed midfielder Benoit Cheyrou
December 13, 2016	Re-acquired goalkeeper Clint Irwin from Atlanta United FC in exchange for defender Mark Bloom and GAM (General Allocation Money)	February 2, 2017	Signed Canadian international Tosaint Ricketts to a new contract
January 11, 2017	Signed midfielder Serio Camargo as a Home Grown Player. Camargo becomes the thirteenth player in club history to sign for the first team from the Academy	February 3, 2017	Signed goalkeeper Clint Irwin to a new contract
January 13, 2017	Selected defender Brandon Aubrey from the University of Notre Dame in the first round (21st overall) in the 2017 MLS SuperDraft	February 2, 2017	Signed midfielder Victor Vázquez
January 13, 2017	Traded two second round picks (26th & 27th overall) in the 2017 MLS SuperDraft to Chicago Fire for \$75,000 of TAM (Targeted Allocation Money)		



TORONTO FC ALL-TIME COACHES & CAPTAINS

YEAR	COACH	REGULAR SEASON							PLAYOFFS						
		W	L	T	PCT	OT	SHO	PTS	W	L	T	PCT	OT	SHO	
2007	Mo Johnston	6	17	7	0.317	0-0-0	0-0	25	0	0	0	---	0-0-0	0-0	
2008	John Carver	9	13	8	0.433	0-0-0	0-0	35	0	0	0	---	0-0-0	0-0	
2009	John Carver	2	2	2	0.5	0-0-0	0-0	8	0	0	0	---	0-0-0	0-0	
	Chris Cummins	8	9	7	0.479	0-0-0	0-0	31	0	0	0	---	0-0-0	0-0	
2010	Preki	7	10	7	0.438	0-0-0	0-0	28	0	0	0	---	0-0-0	0-0	
	Nick Dasovic	2	3	1	0.417	0-0-0	0-0	7	0	0	0	---	0-0-0	0-0	
2011	Aron Winter	6	13	15	0.397	0-0-0	0-0	33	0	0	0	---	0-0-0	0-0	
2012	Aron Winter	1	9	0	0.1	0-0-0	0-0	3	0	0	0	---	0-0-0	0-0	
	Paul Mariner	4	12	8	0.333	0-0-0	0-0	20	0	0	0	---	0-0-0	0-0	
2013	Ryan Nelsen	6	17	11	0.338	0-0-0	0-0	29	0	0	0	---	0-0-0	0-0	
2014	Ryan Nelsen	9	9	6	0.5	0-0-0	0-0	33	0	0	0	---	0-0-0	0-0	
	Greg Vanney	2	6	2	0.3	0-0-0	0-0	8	0	0	0	---	0-0-0	0-0	
2015	Greg Vanney	15	15	4	0.5	0-0-0	0-0	49	0	1	0	0	0-0-0	0-0	
2016	Greg Vanney	14	9	11	0.574	0-0-0	0-0	53	4	2	0	0.667	1-1-0	0-0	
TOTALS		91	144	89	0.418	0-0-0	0-0	362	4	3	0	0.571	1-1-0	0-0	

TORONTO FC ALL-TIME CAPTAINS

2007-2010	Jimmy Brennan
2010-2011	Dwayne De Rosario
2011	Maicon Santos
2011-2013	Torsten Frings
2013	Darren O'Dea
2013-2015	Steven Caldwell
2015-Present	Michael Bradley



JIMMY BRENNAN
2007-2010



DWAYNE DE ROSARIO
2010-2011



MAICON SANTOS
2011



TORSTEN FRINGS
2011-2013



DARREN O'DEA
2013



STEVEN CALDWELL
2013-2015



MICHAEL BRADLEY
2015-Present

TORONTO FC ALL-TIME INDIVIDUAL HIGHS

GAMES PLAYED

Career:	114	Jonathan Osorio
Season:	33	Richard Eckersley (2012)
Season:	33	Joseph Bendik (2013)
Season:	33	Sebastian Giovinco (2015)

MINUTES

Career:	8411	Jonathan Osorio
Season:	2970	Joseph Bendik (2013)

GOALS

Career:	39	Sebastian Giovinco
Season:	22	Sebastian Giovinco (2015)
Game:	3	4 times
Half:	3	Sebastian Giovinco (07/12/2015 at NYC, 1st)

ASSISTS

Career:	31	Sebastian Giovinco
Season:	16	Sebastian Giovinco (2015)
Game:	3	Michael Bradley (08/22/2015 vs. ORL)
Half:	3	Michael Bradley (08/22/2015 vs. ORL, 2d)

SHOTS

Career:	358	Sebastian Giovinco
Season:	181	Sebastian Giovinco (2015)
Game:	13	Sebastian Giovinco (06/24/2015 vs. MTL)
Game:	13	Sebastian Giovinco (07/09/2016 vs. CHI)
Half:	10	Sebastian Giovinco (07/09/2016 vs. CHI, 2d)

SHOTS ON GOAL

Career:	132	Sebastian Giovinco
Season:	73	Sebastian Giovinco (2015)
Game:	6	Sebastian Giovinco (05/14/2016 vs. VAN)
Half:	4	5 times

FOULS COMMITTED

Career:	126	Carl Robinson
Season:	65	Maurice Edu (2007)
Game:	8	Maurice Edu (04/28/2007 vs. KC)

FOULS SUFFERED

Career:	159	Sebastian Giovinco
Season:	90	Sebastian Giovinco (2015)
Game:	8	Danny Dichio (05/19/2007 vs. DC)
Half:	5	7 times

OFFSIDES

Career:	87	Dwayne De Rosario
Season:	43	Dwayne De Rosario (2009)
Game:	8	Jeff Cunningham (05/31/2008 vs. LA)
Half:	5	Jeff Cunningham (06/17/2007 vs. DAL, 1st)
Half:	5	Jeff Cunningham (05/31/2008 vs. LA, 2d)

CORNER KICKS

Career:	198	Sebastian Giovinco
Season:	103	Sebastian Giovinco (2016)
Game:	12	Sebastian Giovinco (05/21/2016 vs. CLB)
Half:	8	Joao Plata (04/14/2012 vs. CHV, 2d)

CAUTIONS

Career:	19	Jim Brennan
Career:	19	Julian de Guzman
Season:	8	Jim Brennan (2009)
Season:	8	Julian de Guzman (2010)
Season:	8	Doneil Henry (2014)
Game:	1	613 times
Half:	1	613 times

EJECTIONS

Career:	2	9 times
Season:	2	6 times
Game:	1	47 times
Half:	1	47 times

WINS

Career	20	Stefan Frei
Season	11	Chris Konopka (2015)

LOSSES

Career	35	Joseph Bendik
Career	35	Stefan Frei
Season	16	Milos Kocic (2012)
Season	16	Joseph Bendik (2013)

TIES

Career	19	Stefan Frei
Season	8	Stefan Frei (2010)
Season	11	Joseph Bendik (2013)

SHUTOUTS

Career	19	Stefan Frei
Season	8	Stefan Frei (2010)

GOALS ALLOWED

Career	125	Stefan Frei
Season	49	Stefan Frei (2011)
Game	6	Stefan Frei (05/28/2011 vs. PHI)
Half	4	Kenny Stamatopoulos (09/29/2007 at DC, 2d)
Half	4	Stefan Frei (04/10/2010 at NE, 2d)

SAVES

Career:	314	Stefan Frei
Season:	116	Greg Sutton (2008)
Game:	10	Greg Sutton (04/07/2007 at CHV)
Game:	10	Greg Sutton (08/09/2008 at COL)
Half:	6	12 times

TORONTO FC ALL-TIME TEAM HIGHS

GAMES PLAYED

Season: 34 6 times

MINUTES

Season: 3060 6 times

GOALS

Season: 58 in 2015
 Game: 5 08/22/2015 vs. ORL
 2-Tms: 8 5/28/2011 vs. PHI
 2-Tms: 8 07/12/2015 at NYC
 Half: 5 08/22/2015 vs. ORL (2d)

ASSISTS

Season: 56 in 2015
 Game: 5 5 times
 2-Tms: 8 07/25/2009 at CLB
 2-Tms: 8 06/20/2012 at HOU
 2-Tms: 8 09/29/2012 at NY
 Half: 5 08/22/2015 vs. ORL (2d)

SHOTS

Season: 478 in 2016
 Game: 28 04/21/2012 vs. CHI
 2-Tms: 45 04/21/2012 vs. CHI
 Half: 16 04/21/2012 vs. CHI (2d)

SHOTS ON GOAL

Season: 169 in 2015
 Game: 13 09/15/2007 vs. RSL
 2-Tms: 19 04/21/2012 vs. CHI
 Half: 9 06/02/2007 vs. COL (1st)
 Half: 9 09/15/2007 vs. RSL (1st)

FOULS COMMITTED

Season: 494 in 2007
 Game: 28 05/12/2007 vs. CHI
 2-Tms: 44 04/28/2007 vs. KC
 Half: 15 05/12/2007 vs. CHI (1st)
 Half: 15 03/15/2014 at SEA (1st)

FOULS SUFFERED

Season: 476 in 2014
 Game: 24 08/25/2007 vs. DC
 2-Tms: 44 04/28/2007 vs. KC
 Half: 14 06/17/2007 vs. DAL (1st)
 Half: 14 07/16/2014 vs. VAN (2d)
 Half: 14 04/02/2016 at COL (2d)

OFFSIDES

Season: 102 in 2009
 Game: 9 06/16/2012 at KC
 2-Tms: 15 06/17/2007 vs. DAL
 2-Tms: 15 05/31/2008 vs. LA
 Half: 7 10/04/2008 at NY (2d)

CORNER KICKS

Season: 198 in 2016
 Game: 13 04/14/2012 vs. CHV
 Game: 13 05/21/2016 vs. CLB
 2-Tms: 22 04/14/2012 vs. CHV
 Half: 10 04/14/2012 vs. CHV (2d)

CAUTIONS

Season: 67 in 2013
 Game: 5 04/13/2013 at PHI
 Game: 5 07/26/2014 vs. KC
 Game: 5 05/07/2016 vs. DAL
 2-Tms: 8 04/09/2011 at SJ
 2-Tms: 8 04/13/2013 at PHI
 2-Tms: 8 06/20/2015 vs. NYC
 Half: 4 7 times

EJECTIONS

Season: 7 in 2007
 Season: 7 in 2010
 Season: 7 in 2014
 Game: 2 08/03/2008 vs. DAL
 Game: 2 09/05/2009 at COL
 Game: 2 07/01/2010 vs. HOU
 2-Tms: 3 07/01/2010 vs. HOU
 2-Tms: 3 10/18/2014 vs. MTL
 Half: 2 08/03/2008 vs. DAL (2d)
 Half: 2 09/05/2009 at COL (2d)
 Half: 2 07/01/2010 vs. HOU (2d)

WINS

Season: 15 in 2015

LOSSES

Season: 21 in 2012

TIES

Season: 15 in 2011

SHUTOUTS

Season: 10 in 2016

GOALS ALLOWED

Season: 62 in 2012
 Game: 6 05/28/2011 vs. PHI
 2-Tms: 8 05/28/2011 vs. PHI
 2-Tms: 8 07/12/2015 at NYC
 Half: 4 09/29/2007 at DC (2d)
 Half: 4 04/10/2010 at NE (2d)

SAVES

Season: 139 in 2008
 Game: 10 04/07/2007 at CHV
 Game: 10 08/09/2008 at COL
 2-Tms: 14 04/07/2007 at CHV
 2-Tms: 14 04/21/2012 vs. CHI
 Half: 6 12 times



TORONTO FC ALL-TIME TEAM LOWS

GAMES PLAYED

Season: 30 4 times

MINUTES

Season: 2700 4 times

GOALS

Season: 25 in 2007
Game: 0 102 times
2-Tms: 0 22 times
Half: 0 368 times

ASSISTS

Season: 23 in 2013
Game: 0 136 times
2-Tms: 0 49 times
Half: 0 422 times

SHOTS

Season: 277 in 2007
Game: 3 08/12/2007 at NY
Game: 3 09/20/2008 at KC
2-Tms: 9 04/22/2009 vs. CHV
Half: 0 6 times

SHOTS ON GOAL

Season: 108 in 2013
Game: 0 4 times
2-Tms: 2 06/29/2011 vs. VAN
Half: 0 79 times

FOULS COMMITTED

Season: 328 in 2009
Game: 3 08/23/2008 vs. NE
2-Tms: 7 08/23/2008 vs. NE
Half: 1 6 times

FOULS SUFFERED

Season: 267 in 2010
Game: 2 09/26/2009 at CHI
2-Tms: 7 08/23/2008 vs. NE
Half: 0 05/24/2008 at DC (1st)
Half: 0 09/26/2009 at CHI (1st)

OFFSIDES

Season: 62 in 2011
Game: 0 36 times
2-Tms: 0 8 times
Half: 0 200 times

CORNER KICKS

Season: 98 in 2010
Game: 0 7 times
2-Tms: 0 07/15/2007 at HOU
Half: 0 80 times

CAUTIONS

Season: 49 in 2008
Game: 0 45 times
2-Tms: 0 12 times
Half: 0 260 times

EJECTIONS

Season: 2 in 2012
Game: 0 279 times
2-Tms: 0 255 times
Half: 0 603 times

WINS

Season: 5 in 2012

LOSSES

Season: 9 in 2016

TIES

Season: 4 in 2015

SHUTOUTS

Season: 4 in 2012
Season: 4 in 2013

GOALS ALLOWED

Season: 39 in 2016
Game: 0 63 times
2-Tms: 0 22 times
Half: 0 282 times

SAVES

Season: 92 in 2013
Season: 92 in 2016
Game: 0 8 times
2-Tms: 1 6 times
Half: 0 129 times

TORONTO FC INDIVIDUAL HIGH GAMES

(1996-2016)

POINTS

7 Sebastian Giovinco 2015-07-12 at NYC T 4-4

GOALS

3 Sebastian Giovinco 2015-07-12 at NYC T 4-4

3 Sebastian Giovinco 2015-08-05 vs. ORL W 4-1

3 Sebastian Giovinco 2016-07-23 vs. DC W 4-1

3 Sebastian Giovinco 2016-08-06 vs. NE W 4-1

ASSISTS

3 Michael Bradley 2015-08-22 vs. ORL W 5-0

SHOTS

13 Sebastian Giovinco 2015-06-24 vs. MTL W 3-1

13 Sebastian Giovinco 2016-07-09 vs. CHI W 1-0

SHOTS ON GOAL

6 Sebastian Giovinco 2016-05-14 vs. VAN L 3-4

FOULS COMMITTED

8 Maurice Edu 2007-04-28 vs. KC L 0-1

FOULS SUFFERED

8 Danny Dichio 2007-05-19 vs. DC L 1-2

CORNER KICKS

12 Sebastian Giovinco 2016-05-21 vs. CLB T 0-0

FOULS SUFFERED

8 Jeff Cunningham 2008-05-31 vs. LA W 2-0

SAVES

10 Greg Sutton 2007-04-07 at CHV L 0-2

10 Greg Sutton 2008-08-09 at COL W 1-0

SHOTS FACED

12 Greg Sutton 2007-04-07 at CHV L 0-2

GOALS ALLOWED

6 Stefan Frei 2011-05-28 vs. PHI L 2-6



TORONTO FC TEAM LOW GAMES

(1996-2016)

POINTS																	
0	2007-04-07	at	CHV	L	0-2	0	2011-05-22	at	COL	T	0-0	0	2015-09-16	at	NYC	L	0-2
0	2007-04-14	at	NE	L	0-4	0	2011-06-04	vs.	KC	T	0-0	0	2015-10-17	vs.	CLB	L	0-2
0	2007-04-25	at	KC	L	0-3	0	2011-06-15	at	NE	T	0-0	0	2016-03-20	at	KC	L	0-1
0	2007-04-28	vs.	KC	L	0-1	0	2011-06-18	vs.	SEA	L	0-1	0	2016-04-02	at	COL	L	0-1
0	2007-06-23	at	NE	L	0-3	0	2011-07-06	at	NY	L	0-5	0	2016-05-21	vs.	CLB	T	0-0
0	2007-07-15	at	HOU	T	0-0	0	2011-07-09	at	HOU	L	0-2	0	2016-05-28	at	NYR	L	0-3
0	2007-07-22	at	CLB	L	0-2	0	2011-07-20	vs.	DAL	L	0-1	0	2016-08-27	vs.	MTL	L	0-1
0	2007-07-29	vs.	CHI	L	0-3	0	2011-08-21	at	CHI	L	0-2	0	2016-09-28	vs.	ORL	T	0-0
0	2007-08-05	vs.	LA	T	0-0	0	2011-09-24	at	CHV	L	0-3						
0	2007-08-12	at	NY	L	0-3	0	2012-03-24	vs.	SJ	L	0-3						
0	2007-08-18	vs.	CHV	L	0-2	0	2012-03-31	vs.	CLB	L	0-1						
0	2007-08-25	vs.	DC	L	0-1	0	2012-04-14	vs.	CHV	L	0-1						
0	2007-09-08	at	DAL	L	0-2	0	2012-05-05	vs.	DC	L	0-2						
0	2007-09-15	vs.	RSL	T	0-0	0	2012-06-16	at	KC	L	0-2						
0	2007-10-07	at	COL	L	0-1	0	2012-07-08	at	PHI	L	0-3						
0	2008-03-29	at	CLB	L	0-2	0	2012-07-28	vs.	HOU	L	0-2						
0	2008-05-17	vs.	CLB	T	0-0	0	2012-08-18	vs.	KC	L	0-1						
0	2008-06-21	vs.	KC	T	0-0	0	2012-10-06	vs.	DC	L	0-1						
0	2008-07-19	vs.	SJ	T	0-0	0	2012-10-20	vs.	MTL	T	0-0						
0	2008-08-03	vs.	DAL	L	0-2	0	2013-03-02	at	VAN	L	0-1						
0	2008-08-17	at	NY	L	0-2	0	2013-05-04	at	COL	L	0-1						
0	2008-09-20	at	KC	L	0-2	0	2013-05-18	vs.	CLB	L	0-1						
0	2008-10-25	at	SJ	L	0-2	0	2013-05-25	at	NE	L	0-2						
0	2009-04-04	vs.	SEA	L	0-2	0	2013-06-22	at	HOU	T	0-0						
0	2009-05-16	vs.	CHI	L	0-2	0	2013-06-29	vs.	RSL	L	0-1						
0	2009-05-30	at	HOU	L	0-3	0	2013-07-13	at	KC	L	0-3						
0	2009-06-27	at	RSL	L	0-3	0	2013-07-17	at	CHV	L	0-1						
0	2009-08-22	at	CHV	L	0-2	0	2013-07-20	vs.	NY	T	0-0						
0	2009-08-29	at	SEA	T	0-0	0	2013-08-17	at	CLB	L	0-2						
0	2009-09-05	at	COL	L	0-1	0	2013-09-07	at	POR	L	0-4						
0	2009-09-19	at	LA	L	0-2	0	2013-09-14	at	NY	L	0-2						
0	2009-10-24	at	NY	L	0-5	0	2013-10-05	at	PHI	L	0-1						
0	2010-03-27	at	CLB	L	0-2	0	2013-10-19	at	CHI	L	0-1						
0	2010-05-15	at	LA	T	0-0	0	2014-03-29	at	RSL	L	0-3						
0	2010-06-05	vs.	KC	T	0-0	0	2014-04-12	vs.	COL	L	0-1						
0	2010-06-26	vs.	LA	T	0-0	0	2014-07-30	at	DC	L	0-3						
0	2010-07-31	at	KC	L	0-1	0	2014-08-30	vs.	NE	L	0-3						
0	2010-08-11	at	NY	L	0-1	0	2014-09-03	at	PHI	L	0-1						
0	2010-08-28	vs.	RSL	T	0-0	0	2014-09-06	vs.	PHI	L	0-2						
0	2010-09-04	at	DAL	L	0-1	0	2014-10-04	at	LA	L	0-3						
0	2010-09-08	at	CHI	T	0-0	0	2014-10-08	vs.	HOU	L	0-1						
0	2010-09-11	vs.	DC	L	0-1	0	2014-10-25	at	NE	L	0-1						
0	2010-10-09	at	CHV	L	0-3	0	2015-03-14	at	CLB	L	0-2						
0	2011-04-13	vs.	LA	T	0-0	0	2015-06-20	vs.	NYC	L	0-2						
0	2011-04-16	vs.	DC	L	0-3	0	2015-06-27	vs.	DC	T	0-0						
0	2011-04-30	at	SEA	L	0-3	0	2015-07-04	at	LA	L	0-4						
0	2011-05-11	at	DAL	L	0-1	0	2015-08-15	at	NYR	L	0-3						

TORONTO FC TEAM LOW GAMES

(1996-2016)

GOALS

0	2007-04-07	at	CHV	L	0-2	0	2011-05-22	at	COL	T	0-0	0	2015-09-16	at	NYC	L	0-2
0	2007-04-14	at	NE	L	0-4	0	2011-06-04	vs.	KC	T	0-0	0	2015-10-17	vs.	CLB	L	0-2
0	2007-04-25	at	KC	L	0-3	0	2011-06-15	at	NE	T	0-0	0	2016-03-20	at	KC	L	0-1
0	2007-04-28	vs.	KC	L	0-1	0	2011-06-18	vs.	SEA	L	0-1	0	2016-04-02	at	COL	L	0-1
0	2007-06-23	at	NE	L	0-3	0	2011-07-06	at	NY	L	0-5	0	2016-05-21	vs.	CLB	T	0-0
0	2007-07-15	at	HOU	T	0-0	0	2011-07-09	at	HOU	L	0-2	0	2016-05-28	at	NYR	L	0-3
0	2007-07-22	at	CLB	L	0-2	0	2011-07-20	vs.	DAL	L	0-1	0	2016-08-27	vs.	MTL	L	0-1
0	2007-07-29	vs.	CHI	L	0-3	0	2011-08-21	at	CHI	L	0-2	0	2016-09-28	vs.	ORL	T	0-0
0	2007-08-05	vs.	LA	T	0-0	0	2011-09-24	at	CHV	L	0-3						
0	2007-08-12	at	NY	L	0-3	0	2012-03-24	vs.	SJ	L	0-3						
0	2007-08-18	vs.	CHV	L	0-2	0	2012-03-31	vs.	CLB	L	0-1						
0	2007-08-25	vs.	DC	L	0-1	0	2012-04-14	vs.	CHV	L	0-1						
0	2007-09-08	at	DAL	L	0-2	0	2012-05-05	vs.	DC	L	0-2						
0	2007-09-15	vs.	RSL	T	0-0	0	2012-06-16	at	KC	L	0-2						
0	2007-10-07	at	COL	L	0-1	0	2012-07-08	at	PHI	L	0-3						
0	2008-03-29	at	CLB	L	0-2	0	2012-07-28	vs.	HOU	L	0-2						
0	2008-05-17	vs.	CLB	T	0-0	0	2012-08-18	vs.	KC	L	0-1						
0	2008-06-21	vs.	KC	T	0-0	0	2012-10-06	vs.	DC	L	0-1						
0	2008-07-19	vs.	SJ	T	0-0	0	2012-10-20	vs.	MTL	T	0-0						
0	2008-08-03	vs.	DAL	L	0-2	0	2013-03-02	at	VAN	L	0-1						
0	2008-08-17	at	NY	L	0-2	0	2013-05-04	at	COL	L	0-1						
0	2008-09-20	at	KC	L	0-2	0	2013-05-18	vs.	CLB	L	0-1						
0	2008-10-25	at	SJ	L	0-2	0	2013-05-25	at	NE	L	0-2						
0	2009-04-04	vs.	SEA	L	0-2	0	2013-06-22	at	HOU	T	0-0						
0	2009-05-16	vs.	CHI	L	0-2	0	2013-06-29	vs.	RSL	L	0-1						
0	2009-05-30	at	HOU	L	0-3	0	2013-07-13	at	KC	L	0-3						
0	2009-06-27	at	RSL	L	0-3	0	2013-07-17	at	CHV	L	0-1						
0	2009-08-22	at	CHV	L	0-2	0	2013-07-20	vs.	NY	T	0-0						
0	2009-08-29	at	SEA	T	0-0	0	2013-08-17	at	CLB	L	0-2						
0	2009-09-05	at	COL	L	0-1	0	2013-09-07	at	POR	L	0-4						
0	2009-09-19	at	LA	L	0-2	0	2013-09-14	at	NY	L	0-2						
0	2009-10-24	at	NY	L	0-5	0	2013-10-05	at	PHI	L	0-1						
0	2010-03-27	at	CLB	L	0-2	0	2013-10-19	at	CHI	L	0-1						
0	2010-05-15	at	LA	T	0-0	0	2014-03-29	at	RSL	L	0-3						
0	2010-06-05	vs.	KC	T	0-0	0	2014-04-12	vs.	COL	L	0-1						
0	2010-06-26	vs.	LA	T	0-0	0	2014-07-30	at	DC	L	0-3						
0	2010-07-31	at	KC	L	0-1	0	2014-08-30	vs.	NE	L	0-3						
0	2010-08-11	at	NY	L	0-1	0	2014-09-03	at	PHI	L	0-1						
0	2010-08-28	vs.	RSL	T	0-0	0	2014-09-06	vs.	PHI	L	0-2						
0	2010-09-04	at	DAL	L	0-1	0	2014-10-04	at	LA	L	0-3						
0	2010-09-08	at	CHI	T	0-0	0	2014-10-08	vs.	HOU	L	0-1						
0	2010-09-11	vs.	DC	L	0-1	0	2014-10-25	at	NE	L	0-1						
0	2010-10-09	at	CHV	L	0-3	0	2015-03-14	at	CLB	L	0-2						
0	2011-04-13	vs.	LA	T	0-0	0	2015-06-20	vs.	NYC	L	0-2						
0	2011-04-16	vs.	DC	L	0-3	0	2015-06-27	vs.	DC	T	0-0						
0	2011-04-30	at	SEA	L	0-3	0	2015-07-04	at	LA	L	0-4						
0	2011-05-11	at	DAL	L	0-1	0	2015-08-15	at	NYR	L	0-3						



TORONTO FC TEAM LOW GAMES

(1996-2016)

ASSISTS

0	2007-04-07	at	CHV	L	0-2	0	2010-04-15	vs.	PHI	W	2-1	0	2013-06-29	vs.	RSL	L	0-1
0	2007-04-14	at	NE	L	0-4	0	2010-04-18	at	COL	L	1-3	0	2013-07-13	at	KC	L	0-3
0	2007-04-25	at	KC	L	0-3	0	2010-05-01	at	RSL	L	1-2	0	2013-07-17	at	CHV	L	0-1
0	2007-04-28	vs.	KC	L	0-1	0	2010-05-15	at	LA	T	0-0	0	2013-07-20	vs.	NY	T	0-0
0	2007-06-23	at	NE	L	0-3	0	2010-06-05	vs.	KC	T	0-0	0	2013-08-04	at	NE	W	1-0
0	2007-07-15	at	HOU	T	0-0	0	2010-06-26	vs.	LA	T	0-0	0	2013-08-17	at	CLB	L	0-2
0	2007-07-22	at	CLB	L	0-2	0	2010-07-31	at	KC	L	0-1	0	2013-09-07	at	POR	L	0-4
0	2007-07-29	vs.	CHI	L	0-3	0	2010-08-11	at	NY	L	0-1	0	2013-09-14	at	NY	L	0-2
0	2007-08-05	vs.	LA	T	0-0	0	2010-08-28	vs.	RSL	T	0-0	0	2013-10-05	at	PHI	L	0-1
0	2007-08-12	at	NY	L	0-3	0	2010-09-04	at	DAL	L	0-1	0	2013-10-19	at	CHI	L	0-1
0	2007-08-18	vs.	CHV	L	0-2	0	2010-09-08	at	CHI	T	0-0	0	2014-03-22	vs.	DC	W	1-0
0	2007-08-25	vs.	DC	L	0-1	0	2010-09-11	vs.	DC	L	0-1	0	2014-03-29	at	RSL	L	0-3
0	2007-09-08	at	DAL	L	0-2	0	2010-10-09	at	CHV	L	0-3	0	2014-04-12	vs.	COL	L	0-1
0	2007-09-15	vs.	RSL	T	0-0	0	2011-04-09	at	SJ	T	1-1	0	2014-04-19	at	DAL	L	1-2
0	2007-09-22	vs.	CLB	L	1-2	0	2011-04-13	vs.	LA	T	0-0	0	2014-06-07	vs.	SJ	W	1-0
0	2007-09-29	at	DC	L	0-3	0	2011-04-16	vs.	DC	L	0-3	0	2014-07-05	vs.	DC	L	1-2
0	2007-10-07	at	COL	L	0-1	0	2011-04-30	at	SEA	L	0-3	0	2014-07-16	vs.	VAN	T	1-1
0	2008-03-29	at	CLB	L	0-2	0	2011-05-11	at	DAL	L	0-1	0	2014-07-30	at	DC	L	0-3
0	2008-04-19	vs.	RSL	W	1-0	0	2011-05-22	at	COL	T	0-0	0	2014-08-30	vs.	NE	L	0-3
0	2008-04-26	vs.	KC	W	2-0	0	2011-06-04	vs.	KC	T	0-0	0	2014-09-03	at	PHI	L	0-1
0	2008-05-17	vs.	CLB	T	0-0	0	2011-06-15	at	NE	T	0-0	0	2014-09-06	vs.	PHI	L	0-2
0	2008-05-21	vs.	DC	W	1-0	0	2011-06-18	vs.	SEA	L	0-1	0	2014-10-04	at	LA	L	0-3
0	2008-06-21	vs.	KC	T	0-0	0	2011-06-29	vs.	VAN	W	1-0	0	2014-10-08	vs.	HOU	L	0-1
0	2008-06-28	at	NE	L	1-2	0	2011-07-06	at	NY	L	0-5	0	2014-10-18	vs.	MTL	T	1-1
0	2008-07-19	vs.	SJ	T	0-0	0	2011-07-09	at	HOU	L	0-2	0	2014-10-25	at	NE	L	0-1
0	2008-07-28	at	RSL	L	1-2	0	2011-07-20	vs.	DAL	L	0-1	0	2015-03-14	at	CLB	L	0-2
0	2008-08-03	vs.	DAL	L	0-2	0	2011-08-21	at	CHI	L	0-2	0	2015-05-02	at	PHI	W	1-0
0	2008-08-09	at	COL	W	1-0	0	2011-08-27	vs.	SJ	T	1-1	0	2015-06-20	vs.	NYC	L	0-2
0	2008-08-17	at	NY	L	0-2	0	2011-09-24	at	CHV	L	0-3	0	2015-06-27	vs.	DC	T	0-0
0	2008-09-20	at	KC	L	0-2	0	2012-03-24	vs.	SJ	L	0-3	0	2015-07-04	at	LA	L	0-4
0	2008-09-27	vs.	HOU	T	1-1	0	2012-03-31	vs.	CLB	L	0-1	0	2015-08-15	at	NYR	L	0-3
0	2008-10-25	at	SJ	L	0-2	0	2012-04-14	vs.	CHV	L	0-1	0	2015-09-16	at	NYC	L	0-2
0	2009-03-28	at	CLB	T	1-1	0	2012-05-05	vs.	DC	L	0-2	0	2015-10-17	vs.	CLB	L	0-2
0	2009-04-04	vs.	SEA	L	0-2	0	2012-06-16	at	KC	L	0-2	0	2016-03-20	at	KC	L	0-1
0	2009-04-22	vs.	CHV	W	1-0	0	2012-07-08	at	PHI	L	0-3	0	2016-04-02	at	COL	L	0-1
0	2009-05-16	vs.	CHI	L	0-2	0	2012-07-28	vs.	HOU	L	0-2	0	2016-05-21	vs.	CLB	T	0-0
0	2009-05-30	at	HOU	L	0-3	0	2012-08-04	at	CHI	L	1-2	0	2016-05-28	at	NYR	L	0-3
0	2009-06-06	vs.	LA	L	1-2	0	2012-08-18	vs.	KC	L	0-1	0	2016-07-02	vs.	SEA	T	1-1
0	2009-06-13	vs.	NY	W	2-1	0	2012-10-06	vs.	DC	L	0-1	0	2016-08-27	vs.	MTL	L	0-1
0	2009-06-27	at	RSL	L	0-3	0	2012-10-20	vs.	MTL	T	0-0	0	2016-09-28	vs.	ORL	T	0-0
0	2009-08-01	at	NE	T	1-1	0	2013-03-02	at	VAN	L	0-1						
0	2009-08-22	at	CHV	L	0-2	0	2013-03-09	vs.	KC	W	2-1						
0	2009-08-29	at	SEA	T	0-0	0	2013-03-16	at	MTL	L	1-2						
0	2009-09-05	at	COL	L	0-1	0	2013-04-20	vs.	HOU	T	1-1						
0	2009-09-19	at	LA	L	0-2	0	2013-05-04	at	COL	L	0-1						
0	2009-10-17	vs.	RSL	W	1-0	0	2013-05-18	vs.	CLB	L	0-1						
0	2009-10-24	at	NY	L	0-5	0	2013-05-25	at	NE	L	0-2						
0	2010-03-27	at	CLB	L	0-2	0	2013-06-22	at	HOU	T	0-0						

TORONTO FC TEAM LOW GAMES

(1996-2016)

SHOTS

3	07-08-12	at	NY	L	0-3
3	08-09-20	at	KC	L	0-2

SHOTS ON GOAL

0	07-08-12	at	NY	L	0-3
0	08-09-20	at	KC	L	0-2
0	09-08-22	at	CHV	L	0-2
0	11-07-09	at	HOU	L	0-2

FOULS COMMITTED

3	08-08-23	vs.	NE	T	1-1
---	----------	-----	----	---	-----

FOULS SUFFERED

2	09-09-26	at	CHI	T	2-2
---	----------	----	-----	---	-----

CORNER KICKS

0	2007-07-15	at	HOU	T	0-0
0	2007-09-29	at	DC	L	1-4
0	2008-05-01	vs.	NY	T	1-1
0	2011-05-22	at	COL	T	0-0
0	2012-09-22	at	LA	L	2-4
0	2013-04-13	at	PHI	T	1-1
0	2014-07-30	at	DC	L	0-3

SAVES

0	2008-05-01	vs.	NY	T	1-1
0	2009-10-24	at	NY	L	0-5
0	2011-06-29	vs.	VAN	W	1-0
0	2012-06-30	vs.	NY	T	1-1
0	2012-09-15	vs.	PHI	T	1-1
0	2013-03-09	vs.	KC	W	2-1
0	2014-05-31	vs.	CLB	W	3-2
0	2014-07-05	vs.	DC	L	1-2

SHOTS FACED

0	11-06-29	vs.	VAN	W	1-0
---	----------	-----	-----	---	-----

OFFSIDE

0	2007-04-14	at	NE	L	0-4
0	2007-05-16	vs.	HOU	W	1-0
0	2007-07-04	at	RSL	W	2-1
0	2008-05-17	vs.	CLB	T	0-0
0	2008-09-27	vs.	HOU	T	1-1
0	2008-10-18	vs.	CHI	W	3-2
0	2009-08-22	at	CHV	L	0-2
0	2010-04-25	vs.	SEA	W	2-0
0	2010-05-08	vs.	CHI	W	4-1
0	2010-07-01	vs.	HOU	T	1-1
0	2010-10-16	vs.	CLB	T	2-2
0	2011-04-16	vs.	DC	L	0-3
0	2011-05-07	vs.	HOU	W	2-1
0	2011-06-18	vs.	SEA	L	0-1
0	2011-07-09	at	HOU	L	0-2
0	2011-07-30	at	POR	T	2-2
0	2012-07-04	at	DAL	T	1-1
0	2012-09-12	vs.	CHI	L	1-2
0	2013-05-08	at	SJ	L	1-2
0	2013-08-24	at	DC	T	1-1
0	2013-09-14	at	NY	L	0-2
0	2013-09-28	vs.	DC	W	4-1
0	2014-05-03	vs.	NE	L	1-2
0	2014-07-19	at	HOU	T	2-2
0	2014-09-03	at	PHI	L	0-1
0	2015-03-07	at	VAN	W	3-1
0	2015-06-20	vs.	NYC	L	0-2
0	2015-09-05	at	SEA	L	1-2
0	2015-09-13	vs.	NE	L	1-2
0	2015-10-17	vs.	CLB	L	0-2
0	2016-05-01	at	POR	L	1-2
0	2016-07-09	vs.	CHI	W	1-0
0	2016-08-06	vs.	NE	W	4-1
0	2016-08-20	at	PHI	W	3-1
0	2016-08-27	vs.	MTL	L	0-1
0	2016-10-16	at	MTL	T	2-2



TORONTO FC TEAM LOW GAMES

(1996-2016)

GOALS ALLOWED

0	2007-05-16	vs. HOU	W	1-0	0	2011-06-29	vs. VAN	W	1-0
0	2007-06-17	vs. DAL	W	4-0	0	2011-08-13	vs. RSL	W	1-0
0	2007-07-15	at HOU	T	0-0	0	2012-05-26	vs. PHI	W	1-0
0	2007-08-05	vs. LA	T	0-0	0	2012-06-27	at MTL	W	3-0
0	2007-09-15	vs. RSL	T	0-0	0	2012-07-14	at NE	W	1-0
0	2008-04-19	vs. RSL	W	1-0	0	2012-10-20	vs. MTL	T	0-0
0	2008-04-26	vs. KC	W	2-0	0	2013-06-22	at HOU	T	0-0
0	2008-05-17	vs. CLB	T	0-0	0	2013-07-20	vs. NY	T	0-0
0	2008-05-21	vs. DC	W	1-0	0	2013-08-04	at NE	W	1-0
0	2008-05-31	vs. LA	W	2-0	0	2013-10-26	vs. MTL	W	1-0
0	2008-06-21	vs. KC	T	0-0	0	2014-03-22	vs. DC	W	1-0
0	2008-07-19	vs. SJ	T	0-0	0	2014-04-05	at CLB	W	2-0
0	2008-08-09	at COL	W	1-0	0	2014-05-17	vs. NY	W	2-0
0	2009-04-22	vs. CHV	W	1-0	0	2014-06-07	vs. SJ	W	1-0
0	2009-04-26	vs. KC	W	1-0	0	2014-08-02	at MTL	W	2-0
0	2009-06-24	vs. NY	W	2-0	0	2014-09-21	vs. CHV	W	3-0
0	2009-08-15	vs. DC	W	2-0	0	2015-04-26	at ORL	W	2-0
0	2009-08-29	at SEA	T	0-0	0	2015-05-02	at PHI	W	1-0
0	2009-10-17	vs. RSL	W	1-0	0	2015-05-23	vs. POR	W	2-0
0	2010-04-25	vs. SEA	W	2-0	0	2015-06-27	vs. DC	T	0-0
0	2010-05-15	at LA	T	0-0	0	2015-08-22	vs. ORL	W	5-0
0	2010-05-22	vs. NE	W	1-0	0	2016-03-06	at NYR	W	2-0
0	2010-06-05	vs. KC	T	0-0	0	2016-04-16	at DC	W	109
0	2010-06-26	vs. LA	T	0-0	0	2016-04-23	at MTL	W	2-0
0	2010-07-10	vs. COL	W	1-0	0	2016-05-07	vs. DAL	W	1-0
0	2010-08-28	vs. RSL	T	0-0	0	2016-05-21	vs. CLB	T	0-0
0	2010-09-08	at CHI	T	0-0	0	2016-06-18	vs. LA	W	1-0
0	2011-03-26	vs. POR	W	2-0	0	2016-07-09	vs. CHI	W	1-0
0	2011-04-13	vs. LA	T	0-0	0	2016-07-31	vs. CLB	W	3-0
0	2011-05-22	at COL	T	0-0	0	2016-08-03	vs. RSL	W	1-0
0	2011-06-04	vs. KC	T	0-0	0	2016-09-28	vs. ORL	T	0-0
0	2011-06-15	at NE	T	0-0					

TORONTO FC INDIVIDUAL POSTSEASON HIGH GAMES (1996-2016)

POINTS

5 Sebastian Giovinco 2016-11-06 at NYC W 5-0

GOALS

3 Sebastian Giovinco 2016-11-06 at NYC W 5-0

ASSISTS

1 Jozy Altidore 2016-10-26 vs. PHI W 3-1

1 Sebastian Giovinco 2016-10-26 vs. PHI W 3-1

1 Nick Hagglund 2016-10-26 vs. PHI W 3-1

1 Jozy Altidore 2016-11-06 at NYC W 5-0

1 Sebastian Giovinco 2016-11-06 at NYC W 5-0

1 Nick Hagglund 2016-11-06 at NYC W 5-0

1 Will Johnson 2016-11-06 at NYC W 5-0

1 Eriq Zavaleta 2016-11-06 at NYC W 5-0

1 Jozy Altidore 2016-11-22 at MTL L 2-3

1 Steven Beitashour 2016-11-22 at MTL L 2-3

1 Sebastian Giovinco 2016-11-22 at MTL L 2-3

1 Tosaint Ricketts 2016-11-22 at MTL L 2-3

1 Jozy Altidore 2016-11-30 vs. MTL W 5-2

1 Steven Beitashour 2016-11-30 vs. MTL W 5-2

1 Armando Cooper 2016-11-30 vs. MTL W 5-2

1 Sebastian Giovinco 2016-11-30 vs. MTL W 5-2

1 Justin Morrow 2016-11-30 vs. MTL W 5-2

SHOTS

9 Sebastian Giovinco 2016-11-06 at NYC W 5-0

SHOTS ON GOAL

7 Sebastian Giovinco 2016-11-06 at NYC W 5-0

FOULS COMMITTED

4 Jozy Altidore 2016-10-30 vs. NYC W 2-0

4 Jozy Altidore 2016-11-30 vs. MTL W 5-2

4 Armando Cooper 2016-11-30 vs. MTL W 5-2

4 Sebastian Giovinco 2016-11-30 vs. MTL W 5-2

4 Armando Cooper 2016-12-10 vs. SEA T 0-0

FOULS SUFFERED

6 Armando Cooper 2016-10-30 vs. NYC W 2-0

6 Sebastian Giovinco 2016-10-30 vs. NYC W 2-0

6 Sebastian Giovinco 2016-12-10 vs. SEA T 0-0

CORNER KICKS

6 Sebastian Giovinco 2016-10-26 vs. PHI W 3-1

6 Sebastian Giovinco 2016-11-06 at NYC W 5-0

OFFSIDE

2 Jozy Altidore 2016-11-06 at NYC W 5-0

2 Sebastian Giovinco 2016-11-30 vs. MTL W 5-2

SAVES

4 Chris Konopka 2015-10-29 at MTL L 0-3

4 Clint Irwin 2016-11-30 vs. MTL W 5-2

SHOTS FACED

7 Chris Konopka 15-10-29 at MTL L 0-3

GOALS ALLOWED

3 Chris Konopka 2015-10-29 at MTL L 0-3

3 Clint Irwin 2016-11-22 at MTL L 2-3

TORONTO FC TEAM POSTSEASON HIGH GAMES (1996-2016)

POINTS						FOULS SUFFERED					
15	2016-11-06	at	NYC	W	5-0	19	2016-10-30	vs.	NYC	W	2-0
15	2016-11-30	vs.	MTL	W	5-2	19	2016-12-10	vs.	SEA	T	0-0
GOALS						CORNER KICKS					
5	2016-11-06	at	NYC	W	5-0	10	2016-12-10	vs.	SEA	T	0-0
5	2016-11-30	vs.	MTL	W	5-2	OFFSIDE					
ASSISTS						3	2016-11-06	at	NYC	W	5-0
5	2016-11-06	at	NYC	W	5-0	SAVES					
5	2016-11-30	vs.	MTL	W	5-2	4	2015-10-29	at	MTL	L	0-3
SHOTS						4	2016-11-30	vs.	MTL	W	5-2
19	2016-11-30	vs.	MTL	W	5-2	SHOTS FACED					
19	2016-12-10	vs.	SEA	T	0-0	8	2015-10-29	at	MTL	L	0-3
SHOTS ON GOAL						GOALS ALLOWED					
10	2016-11-06	at	NYC	W	5-0	3	2015-10-29	at	MTL	L	0-3
FOULS COMMITTED						3	2016-11-22	at	MTL	L	2-3
21	2016-12-10	vs.	SEA	T	0-0						

TORONTO FC TEAM POSTSEASON LOW GAMES (1996-2016)

POINTS						FOULS SUFFERED					
0	2015-10-29	at	MTL	L	0-3	11	2016-11-06	at	NYC	V W	5-0
0	2016-12-10	vs.	SEA	T	0-0	CORNER KICKS					
GOALS						3	2015-10-29	at	MTL	L	0-3
0	2015-10-29	at	MTL	L	0-3	3	2016-10-30	vs.	NYC	W	2-0
0	2016-12-10	vs.	SEA	T	0-0	OFFSIDE					
ASSISTS						0	2016-11-22	at	MTL	L	2-3
0	2015-10-29	at	MTL	L	0-3	0	2016-12-10	vs.	SEA	T	0-0
0	2016-10-30	vs.	NYC	W	2-0	SAVES					
0	2016-12-10	vs.	SEA	T	0-0	0	2016-12-10	vs.	SEA	T	0-0
SHOTS						SHOTS FACED					
8	2015-10-29	at	MTL	L	0-3	0	2016-12-10	vs.	SEA	T	0-0
SHOTS ON GOAL						GOALS ALLOWED					
2	2015-10-29	at	MTL	L	0-3	0	2016-10-30	vs.	NYC	W	2-0
FOULS COMMITTED						0	2016-11-06	at	NYC	W	5-0
9	2015-10-29	at	MTL	L	0-3	0	2016-12-10	vs.	SEA	T	0-0
9	2016-10-26	vs.	PHI	W	3-1						

TORONTO FC OVERALL RECORD

REGULAR SEASON

VS. TEAM	OVERALL						HOME GAMES						AWAY GAMES					
	GP	W-L-T	OT	SHO	GF	GA	GP	W-L-T	OT	SHO	GF	GA	GP	W-L-T	OT	SHO	GF	GA
Chicago	24	7-9-8	0-0-0	0-0	36	39	13	6-4-3	0-0-0	0-0	25	23	11	1-5-5	0-0-0	0-0	11	16
Colorado	15	8-6-1	0-0-0	0-0	18	15	8	7-1-0	0-0-0	0-0	16	8	7	1-5-1	0-0-0	0-0	2	7
Columbus	28	6-12-10	0-0-0	0-0	34	42	13	3-4-6	0-0-0	0-0	14	14	15	3-8-4	0-0-0	0-0	20	28
D.C. United	26	9-13-4	0-0-0	0-0	35	44	14	5-8-1	0-0-0	0-0	15	16	12	4-5-3	0-0-0	0-0	20	28
FC Dallas	15	2-8-5	0-0-0	0-0	17	22	7	2-2-3	0-0-0	0-0	9	7	8	0-6-2	0-0-0	0-0	8	15
Sporting KC	23	4-14-5	0-0-0	0-0	18	37	11	3-5-3	0-0-0	0-0	8	10	12	1-9-2	0-0-0	0-0	10	27
Los Angeles	15	3-6-6	0-0-0	0-0	14	23	7	2-1-4	0-0-0	0-0	6	4	8	1-5-2	0-0-0	0-0	8	19
New England	24	5-10-9	0-0-0	0-0	26	40	11	3-3-5	0-0-0	0-0	18	18	13	2-7-4	0-0-0	0-0	8	22
New York Red Bulls	26	7-13-6	0-0-0	0-0	28	51	13	5-3-5	0-0-0	0-0	19	17	13	2-10-1	0-0-0	0-0	9	34
Miami	0	0-0-0	0-0-0	0-0	0	0	0	0-0-0	0-0-0	0-0	0	0	0	0-0-0	0-0-0	0-0	0	0
San Jose	13	4-5-4	0-0-0	0-0	17	18	7	2-2-3	0-0-0	0-0	8	9	6	2-3-1	0-0-0	0-0	9	9
Tampa Bay	0	0-0-0	0-0-0	0-0	0	0	0	0-0-0	0-0-0	0-0	0	0	0	0-0-0	0-0-0	0-0	0	0
Chivas USA	13	3-9-1	0-0-0	0-0	9	21	7	3-3-1	0-0-0	0-0	8	8	6	0-6-0	0-0-0	0-0	1	13
Real Salt Lake	15	5-8-2	0-0-0	0-0	12	20	7	4-1-2	0-0-0	0-0	4	1	8	1-7-0	0-0-0	0-0	8	19
Houston	20	4-6-10	0-0-0	0-0	22	28	10	3-3-4	0-0-0	0-0	12	12	10	1-3-6	0-0-0	0-0	10	16
Seattle	11	2-7-2	0-0-0	0-0	10	18	5	1-3-1	0-0-0	0-0	4	6	6	1-4-1	0-0-0	0-0	6	12
Philadelphia	17	6-6-5	0-0-0	0-0	20	24	9	4-2-3	0-0-0	0-0	13	14	8	2-4-2	0-0-0	0-0	7	10
Portland	7	3-2-2	0-0-0	0-0	11	12	4	3-0-1	0-0-0	0-0	8	4	3	0-2-1	0-0-0	0-0	3	8
Vancouver	7	3-3-1	0-0-0	0-0	13	13	4	2-1-1	0-0-0	0-0	8	7	3	1-2-0	0-0-0	0-0	5	6
Montreal	14	6-4-4	0-0-0	0-0	22	15	7	3-1-3	0-0-0	0-0	10	7	7	3-3-1	0-0-0	0-0	12	8
New York City FC	5	0-2-3	0-0-0	0-0	7	11	2	0-1-1	0-0-0	0-0	1	3	3	0-1-2	0-0-0	0-0	6	8
Orlando City SC	6	4-1-1	0-0-0	0-0	15	5	3	2-0-1	0-0-0	0-0	9	1	3	2-1-0	0-0-0	0-0	6	4
Minnesota	0	0-0-0	0-0-0	0-0	0	0	0	0-0-0	0-0-0	0-0	0	0	0	0-0-0	0-0-0	0-0	0	0
TOTALS	324	91-144-89	0-0-0	0-0	384	498	162	63-48-51	0-0-0	0-0	215	189	162	28-96-38	0-0-0	0-0	169	309

PLAYOFF HISTORY

VS. TEAM	SERIES	W-L	GP	W-L-T	OT	SHO	GF	GA	LAST MTG.	ROUND	SERIES RESULT
Montreal	1	0-1	1	0-1-0	0-0-0	0-0	0	3	2015	Wild Card	Lost 1 games to 0
Seattle	1	0-1	1	0-1-0	0-1-0	0-1	0	0	2016	MLS Cup '16	Lost MLS Cup '16
Philadelphia	1	1-0	1	1-0-0	0-0-0	0-0	3	1	2016	Wild Card	Won 1 games to 0
Montreal	2	1-1	3	1-2-0	1-0-0	0-0	7	8	2016	Semifinals	Won Series Tie-Breaker
New York City FC	1	1-0	2	2-0-0	0-0-0	0-0	7	0	2016	Quarterfinals	Won 2 games to 0
TOTALS	5	3-2	7	4-3-0	1-1-0	0-1	17	9			

YEAR-BY-YEAR RECORD

	OVERALL						HOME GAMES						AWAY GAMES						
	W-L-T	PTS	OT	SHO	GF	GA	W-L-T	OT	SHO	GF	GA	W-L-T	OT	SHO	GF	GA	FINISH	PLAYOFF	
2007	6-17-7	25	0-0-0	0-0	25	49	5-7-3	0-0-0	0-0	17	18	1-10-4	0-0-0	0-0	8	31	7	Did not qualify	
2008	9-13-8	35	0-0-0	0-0	34	43	6-2-7	0-0-0	0-0	17	12	3-11-1	0-0-0	0-0	17	31	7	Did not qualify	
2009	10-11-9	39	0-0-0	0-0	37	46	8-3-4	0-0-0	0-0	20	14	2-8-5	0-0-0	0-0	17	32	5	Did not qualify	
2010	9-13-8	35	0-0-0	0-0	33	41	6-3-6	0-0-0	0-0	19	15	3-10-2	0-0-0	0-0	14	26	5	Did not qualify	
2011	6-13-15	33	0-0-0	0-0	36	59	5-4-8	0-0-0	0-0	18	21	1-9-7	0-0-0	0-0	18	38	8	Did not qualify	
2012	5-21-8	23	0-0-0	0-0	36	62	3-9-5	0-0-0	0-0	15	25	2-12-3	0-0-0	0-0	21	37	10	Did not qualify	
2013	6-17-11	29	0-0-0	0-0	30	47	4-5-8	0-0-0	0-0	23	22	2-12-3	0-0-0	0-0	7	25	9	Did not qualify	
2014	11-15-8	41	0-0-0	0-0	44	54	7-7-3	0-0-0	0-0	24	23	4-8-5	0-0-0	0-0	20	31	7	Did not qualify	
2015	15-15-4	49	0-0-0	0-0	58	58	11-5-1	0-0-0	0-0	34	22	4-10-3	0-0-0	0-0	24	36	6	Wild Card	
2016	14-9-11	53	0-0-0	0-0	51	39	8-3-6	0-0-0	0-0	28	17	6-6-5	0-0-0	0-0	23	22	3	MLS Cup Runner-up	
TOTALS	91-144-89	362	0-0-0	0-0	384	498	63-48-51	0-0-0	0-0	215	189	28-96-38	0-0-0	0-0	169	309			



ALL-TIME ATTENDANCE

REGULAR SEASON

YEAR	RECORD	AT HOME			ON THE ROAD			RANK	LARGEST HOME CROWD
		GAMES	TOTAL	AVERAGE	GAMES	TOTAL	AVERAGE		
2007	6-17-7	15	301,947	20,130	15	221,650	14,777	3d	20,522 (8/05/07, 0-0 T vs. LA)
2008	9-13-8	15	301,793	20,120	15	211,654	14,110	2d	20,461 (8/23/08, 1-1 T vs. NE)
2009	10-11-9	15	305,167	20,344	15	232,709	15,514	3d	20,902 (6/24/09, 2-0 W vs. NY)
2010	9-13-8	15	306,795	20,453	15	231,748	15,450	3d	22,108 (8/21/10, 1-4 L vs. NY)
2011	6-13-15	17	344,535	20,267	17	271,642	15,979	4th	22,453 (4/13/11, 0-0 T vs. LA)
2012	5-21-8	17	308,630	18,155	17	334,578	19,681	10th	20,071 (6/30/12, 1-1 T vs. NY)
2013	6-17-11	17	308,233	18,131	17	292,974	17,234	10th	25,991 (3/09/13, 2-1 W vs. KC)
2014	11-15-8	17	375,463	22,086	17	346,300	20,371	2d	22,591 (3/22/14, 1-0 W vs. DC)
2015	15-15-4	17	398,671	23,451	17	381,466	22,439	4th	30,266 (8/29/15, 2-1 W vs. MTL)
2016	14-9-11	17	451,917	26,583	17	335,664	19,745	4th	30,262 (5/18/16, 1-1 T vs. NYC)
TOT.	91-144-97	162	3,403,151	21,007	162	2,860,385	17,657	13th	

PLAYOFFS

YEAR	RECORD	AT HOME			ON THE ROAD			RANK	LARGEST HOME CROWD
		GAMES	TOTAL	AVERAGE	GAMES	TOTAL	AVERAGE		
2015	0-1-0	0	0	1	1	18,069	18,069	---	0 (5/18/16, 1-1 T vs. NYC)
2016	4-2-0	3	85,979	28,660	2	89,359	44,680	3rd	36,000 (11/30/16, 5-2 W vs. MTL)
TOT.	4-3-0	3	85,979	28,660	3	107,428	35,809	16th	





WALL OF HONOUR

BETTER STARTS HERE

SPORTS CHECK

Budweiser Bud



TORONTO

FC



ALL FOR ONE

BRADLEY

4



ALL FOR ONE



6

MAJOR LEAGUE
SOCCER

MLS COMMUNICATIONS DEPARTMENT

MAJOR LEAGUE SOCCER/SOCCER UNITED MARKETING

420 Fifth Avenue, 7th Floor, New York, New York 10018

Phone: (212) 450-1200, Fax: (212) 450-1300

www.MLSsoccer.com



DAN COURTEMANCHE |
@courtemancheMLS
EXECUTIVE VICE PRESIDENT,
COMMUNICATIONS
O: 212-450-1225
C: 646-831-8813
Dan.Courtemanche@MLSsoccer.com




MARISABEL MUNOZ | @MarisabelMunoz
VICE PRESIDENT, COMMUNICATIONS
O: 212-450-1262
C: 646-831-0262
Marisabel.Munoz@MLSsoccer.com




SEAN DENNISON | @SeanDennisonMLS
SENIOR DIRECTOR,
CORPORATE COMMUNICATIONS
O: 212-450-1223
C: 917-658-4159
Sean.Dennison@MLSsoccer.com



LAUREN HAYES | @Lauren_Brophy
DIRECTOR, COMMUNICATIONS
O: 212-450-1227
C: 708-921-6504
Lauren.Brophy@MLSsoccer.com



AL D'AGOSTINO | @adagostino3
SENIOR MANAGER,
COMMUNICATIONS
O: 212-450-1459
C: 516-698-5854
Al.D'Agostino@MLSsoccer.com



CHRISTA MANN | @TheChristaMann
MANAGER, COMMUNICATIONS
O: 212-450-1377
C: 404-579-4344
Christa.Mann@MLSsoccer.com




JANE SEXTON | @janer778
SENIOR COORDINATOR,
COMMUNICATIONS
O: 212-450-1408
C: 718-974-1448
Jane.Sexton@MLSsoccer.com



PAOLA GARCÍA | @garcia Paola
COORDINATOR, INTERNATIONAL
COMMUNICATIONS
O: 212-450-1365
C: 347-806-3268
Paola.Garcia@mlssoccer.com



PAUL-MICHAEL OCHOA | @PM_OCHOA
COORDINATOR, COMMUNICATIONS
O: 646-682-5206
C: 626-665-5352
paul.ochoa@mlssoccer.com



ENRIQUE FERREYROS
COORDINATOR, INTERNATIONAL
COMMUNICATIONS
O: 646-682-5205
C: 786-454-6471
Enrique.Ferreyros@mlssoccer.com



GABE GABOR | @MLSGabor
SENIOR INTERNATIONAL
COMMUNICATIONS CONSULTANT
C: 917-364-2755
Gabe.Gabor@MLSsoccer.com



RICK LAWES
EDITORIAL CONSULTANT
C: 646-342-3193
Rick.Lawes@MLSsoccer.com



MLS 2016 FINAL STANDINGS & LEADERS

2016 MLS STANDINGS

	OVERALL										HOME					ROAD				
	GP	W	L	T	PTS	GF	GA	GD	W	L	T	GF	GA	W	L	T	GF	GA		
EASTERN	GP	W	L	T	PTS <td>GF<td>GA<td>GD</td><td>W</td><td>L</td><td>T<td>GF<td>GA<td>W</td><td>L</td><td>T<td>GF<td>GA</td></td></td></td></td></td></td></td>	GF <td>GA<td>GD</td><td>W</td><td>L</td><td>T<td>GF<td>GA<td>W</td><td>L</td><td>T<td>GF<td>GA</td></td></td></td></td></td></td>	GA <td>GD</td> <td>W</td> <td>L</td> <td>T<td>GF<td>GA<td>W</td><td>L</td><td>T<td>GF<td>GA</td></td></td></td></td></td>	GD	W	L	T <td>GF<td>GA<td>W</td><td>L</td><td>T<td>GF<td>GA</td></td></td></td></td>	GF <td>GA<td>W</td><td>L</td><td>T<td>GF<td>GA</td></td></td></td>	GA <td>W</td> <td>L</td> <td>T<td>GF<td>GA</td></td></td>	W	L	T <td>GF<td>GA</td></td>	GF <td>GA</td>	GA		
New York Red Bulls	34	16	9	9	57	61	44	17	13	2	2	36	17	3	7	7	25	27	25	
New York City FC	34	15	10	9	54	62	57	5	8	3	6	35	28	7	7	3	27	29	28	
Toronto FC	34	14	9	11	53	51	39	12	8	3	6	28	17	6	6	5	23	22	27	
D.C. United	34	11	10	13	46	53	47	6	9	4	4	35	18	2	6	9	18	29	24	
Montreal	34	11	11	12	45	49	53	-4	7	5	5	31	29	4	6	7	18	24	35	
Philadelphia	34	11	14	9	42	52	55	-3	8	5	4	30	24	3	9	5	22	31	36	
New England	34	11	14	9	42	44	54	-10	9	4	4	26	19	2	10	5	18	35	37	
Orlando City SC	34	9	11	14	41	55	60	-5	6	4	7	31	28	3	7	7	24	32	27	
Columbus	34	8	14	12	36	50	58	-8	6	3	8	31	25	2	11	4	19	33	36	
Chicago	34	7	17	10	31	42	58	-16	6	3	8	26	21	1	14	2	16	37	39	
WESTERN	GP	W	L	T	PTS <td>GF<td>GA<td>GD</td><td>W</td><td>L</td><td>T</td><td>GF<td>GA<td>W</td><td>L</td><td>T</td><td>GF<td>GA</td></td></td></td></td></td>	GF <td>GA<td>GD</td><td>W</td><td>L</td><td>T</td><td>GF<td>GA<td>W</td><td>L</td><td>T</td><td>GF<td>GA</td></td></td></td></td>	GA <td>GD</td> <td>W</td> <td>L</td> <td>T</td> <td>GF<td>GA<td>W</td><td>L</td><td>T</td><td>GF<td>GA</td></td></td></td>	GD	W	L	T	GF <td>GA<td>W</td><td>L</td><td>T</td><td>GF<td>GA</td></td></td>	GA <td>W</td> <td>L</td> <td>T</td> <td>GF<td>GA</td></td>	W	L	T	GF <td>GA</td>	GA		
FC Dallas	34	17	8	9	60	50	40	10	12	1	4	33	12	5	7	5	17	28	34	
Colorado	34	15	6	13	58	39	32	7	11	0	6	20	7	4	6	7	19	25	25	
Los Angeles	34	12	6	16	52	54	39	15	8	1	8	32	18	4	5	8	22	21	25	
Seattle	34	14	14	6	48	44	43	1	10	5	2	22	12	4	9	4	21	31	23	
Sporting KC	34	13	13	8	47	42	41	1	10	4	3	30	19	3	9	5	12	22	15	
Real Salt Lake	34	12	12	10	46	44	46	-2	8	1	8	22	14	4	11	2	22	32	27	
Portland	34	12	14	8	44	48	53	-5	12	3	2	35	21	0	11	6	13	32		
Vancouver	34	10	15	9	39	45	52	-7	6	5	6	28	22	4	10	3	17	30		
San Jose	34	8	12	14	38	32	40	-8	7	3	7	18	12	1	9	7	14	28		
Houston	34	7	14	13	34	39	45	-6	5	5	7	23	21	2	9	6	16	24		

GOALKEEPING LEADERS

PLAYER	TEAM	GP	MIN	SHTS	SVS	GA	GAA	W-L-T	SHO
Zac MacMath	COL	17	1530	52	39	13	0.76	9-3-5	6
Chris Seitz	DAL	28	2520	92	63	29	1.04	14-5-9	10
Alex Bono	TOR	16	1370	58	42	16	1.05	8-3-5	4
Brian Rowe	LA	31	2765	146	113	33	1.07	12-5-14	9
Tim Melia	KC	27	2430	96	66	30	1.11	11-11-5	8
Tim Howard	COL	17	1530	73	54	19	1.12	6-3-8	7
David Bingham	SI	34	3015	145	106	39	1.16	8-12-14	8
Clint Irwin	TOR	19	1690	73	50	23	1.22	6-6-6	6
Stefan Frei	SEA	33	2970	132	91	41	1.24	14-13-6	8
Brad Knighton	NE	33	1153	47	31	16	1.25	6-5-1	2
Bill Hamid	DC	20	1800	93	68	25	1.25	8-3-9	5
Luis Robles	NYR	34	3060	144	100	44	1.29	16-9-9	11
Nick Rimando	RSL	30	2700	131	91	40	1.33	11-9-10	6
Travis Worra	DC	13	1170	52	34	18	1.38	3-6-4	4
Jake Gleeson	POR	28	2470	158	118	40	1.46	11-11-6	6
Evan Bush	MTL	33	2931	151	101	50	1.54	11-11-11	6
Joe Willis	HOU	26	2275	128	89	39	1.54	5-12-9	5
Andre Blake	PHI	32	2880	149	99	50	1.56	10-13-9	6
David Ousted	VAN	33	2970	162	110	52	1.58	10-15-8	6
Steve Clark	CLB	32	2880	163	112	51	1.59	8-12-12	8
Matt Lampson	CHI	11	990	73	55	18	1.64	1-6-4	3
Sean Johnson	CHI	22	1980	105	68	37	1.68	6-10-6	5
Josh Saunders	NYC	33	2970	154	98	56	1.7	14-10-9	5
Joseph Bendik	ORL	34	3060	174	114	60	1.76	9-11-14	8
Bobby Shuttleworth	NE	21	1814	88	50	38	1.89	4-9-8	5
Jeff Attinella	RSL	10	900	64	40	24	2.4	3-6-1	1

Minimum: 900 minutes played

TEAM ATTENDANCE REPORT

	HOME GAMES			ROAD GAMES		
	DATES	TOTAL	AVERAGE	DATES	TOTAL	AVERAGE
Chicago Fire	17	265,234	15,602	17	371,727	21,866
Colorado Rapids	17	276,721	16,278	17	355,003	20,883
Columbus Crew SC	17	291,128	17,125	17	368,412	21,671
FC Dallas	17	239,601	14,094	17	374,942	22,055
D.C. United	17	290,381	17,081	17	344,040	20,238
Houston Dynamo	17	323,361	19,021	17	354,942	20,879
Sporting Kansas City	17	333,155	19,597	17	334,381	19,669
LA Galaxy	17	427,492	25,147	17	443,035	26,061
Montreal Impact	17	351,366	20,669	17	393,386	23,140
New England Revolution	17	343,150	20,185	17	368,684	21,687
New York City FC	17	462,336	27,196	17	388,163	22,833
New York Red Bulls	17	350,535	20,620	17	370,085	21,770
Orlando City SC	17	532,500	31,324	17	351,809	20,695
Philadelphia Union	17	297,825	17,519	17	345,660	20,333
Portland Timbers	17	359,448	21,144	17	355,162	20,892
Real Salt Lake	17	335,909	19,759	17	428,395	25,200
San Jose Earthquakes	17	338,816	19,930	17	362,726	21,337
Seattle Sounders FC	17	724,809	42,636	17	345,010	20,295
Toronto FC	17	451,917	26,583	17	335,664	19,745
Vancouver Whitecaps FC	17	379,603	22,330	17	384,061	22,592
MLS Totals	340	7,375,287	21,692	340	7,375,287	21,692



MLS 2016 LEADERS

GOAL-SCORING TOTALS							
TEAM	OVERALL	GOALS FOR			GOALS AGAINST		
	RECORD	TOTAL	AVG		TOTAL	AVG	
New York City FC	15-10-9	62	1.82	57	1.68 (17th)	43	1.26 (6th)
New York Red Bulls	16-9-9	61	1.79	44	1.29 (8th)	53	1.56 (15th)
Orlando City SC	9-11-14	55	1.62	60	1.76 (20th)	58	1.71 (18th)
LA Galaxy	12-6-16	54	1.59	39	1.15 (2d)	46	1.35 (11th)
D.C. United	11-10-13	53	1.56	47	1.38 (11th)	39	1.15 (3d)
Philadelphia Union	11-14-9	52	1.53	55	1.62 (16th)	58	1.71 (18th)
Toronto FC	14-9-11	51	1.5	39	1.15 (2d)	45	1.32 (9th)
Columbus Crew SC	8-14-12	50	1.47	58	1.71 (18th)	47	1.38 (12th)
FC Dallas	17-8-9	50	1.47	40	1.18 (4th)	44	1.29 (8th)
Montreal Impact	11-11-12	49	1.44	53	1.56 (13th)	56	1.65 (17th)
Portland Timbers	12-14-8	48	1.41	53	1.56 (13th)	36	1.06 (1st)
Vancouver Whitecaps FC	10-15-9	45	1.32	52	1.53 (12th)	36	1.06 (1st)
New England Revolution	11-14-9	44	1.29	54	1.59 (15th)	58	1.71 (18th)
Real Salt Lake	12-12-10	44	1.29	46	1.35 (10th)	45	1.32 (9th)
Seattle Sounders FC	14-14-6	44	1.29	43	1.26 (7th)	49	1.44 (14th)
Chicago Fire	7-17-10	42	1.24	58	1.71 (18th)	55	1.62 (16th)
Sporting Kansas City	13-13-8	42	1.24	41	1.21 (6th)	39	1.15 (3d)
Colorado Rapids	15-6-13	39	1.15	32	0.94 (1st)	39	1.15 (3d)
Houston Dynamo	7-14-13	39	1.15	45	1.32 (9th)	48	1.41 (13th)
San Jose Earthquakes	8-12-14	32	0.94	40	1.18 (4th)	43	1.26 (6th)
		956	2.81 goals per game				

GOALS				
PLAYER	TEAM	GP	GOALS	
Bradley Wright-Phillips	NYR	34	24	
David Villa	NYC	33	23	
Sebastian Giovinco	TOR	28	17	
Ignacio Piatti	MTL	32	17	
Fanendo Adi	POR	33	16	
Dom Dwyer	KC	33	16	
Ola Kamara	CLB	25	16	
Giovani dos Santos	LA	28	14	
Cyle Larin	ORL	32	14	
Diego Valeri	POR	30	14	

SHOTS				
PLAYER	TEAM	GP	SHOTS	
Sebastian Giovinco	TOR	28	177	
David Villa	NYC	33	166	
Dom Dwyer	KC	33	119	
Diego Valeri	POR	30	112	
Kei Kamara	NE*	30	106	
Bradley Wright-Phillips	NYR	34	103	
Ignacio Piatti	MTL	32	95	
Shkelzen Gashi	COL	26	92	
Maximiliano Urruti	DAL	30	91	
Didier Drogba	MTL	22	90	

ASSISTS				
PLAYER	TEAM	GP	ASSISTS	
Sacha Kljestan	NYR	32	20	
Sebastian Giovinco	TOR	28	15	
Mauro Diaz	DAL	27	13	
Benny Feilhaber	KC	30	13	
Justin Meram	CLB	33	13	
Giovani dos Santos	LA	28	12	
Joao Plata	RSL	30	12	
Luciano Acosta	DC	31	11	
Steven Gerrard	LA	21	11	
Andrea Pirlo	NYC	32	11	
Marcelo Sarvas	LA	28	11	

SHOTS ON GOAL				
PLAYER	TEAM	GP	SOG	
David Villa	NYC	33	68	
Sebastian Giovinco	TOR	28	59	
Bradley Wright-Phillips	NYR	34	56	
Dom Dwyer	KC	33	44	
Ignacio Piatti	MTL	32	42	
Shkelzen Gashi	COL	26	40	
Ola Kamara	CLB	25	38	
Diego Valeri	POR	30	38	
Fanendo Adi	POR	33	37	
Kei Kamara	NE*	30	37	
Chris Wondolowski	SJ	26	36	

MLS 2016 LEADERS

GAME-WINNING GOALS

PLAYER	TEAM	GP	GWG
Bradley Wright-Phillips	NYR	34	7
Jordan Morris	SEA	34	6
Fanendo Adi	POR	33	5
Clint Dempsey	SEA	17	5
Ignacio Piatti	MTL	32	5
Sebastian Giovinco	TOR	28	4
Diego Valeri	POR	30	4
David Villa	NYC	33	4
14 players tied with 3			

GAME-WINNING ASSISTS

PLAYER	TEAM	GP	GWA
Mauro Diaz	DAL	27	7
Sacha Kljestan	NYR	32	7
Sebastian Giovinco	TOR	28	5
Thomas McNamara	NYC	30	5
Lloyd Sam	DC*	29	5
Benny Feilhaber	KC	30	4
Andrea Pirlo	NYC	32	4
11 players tied with 3			

HAT TRICKS

PLAYER	TEAM	GP	HATS
Sebastian Giovinco	TOR	28	2
Roland Alberg	PHI	28	1
Clint Dempsey	SEA	17	1
Didier Drogba	MTL	22	1
Ola Kamara	CLB	25	1
Frank Lampard	NYC	19	1
Mauro Manotas	HOU	22	1
Patrick Mullins	DC*	21	1
Bradley Wright-Phillips	NYR	34	1

MULTI-GOAL GAMES

PLAYER	TEAM	GP	GAMES
Bradley Wright-Phillips	NYR	34	7
David Villa	NYC	33	6
Dom Dwyer	KC	33	4
Sebastian Giovinco	TOR	28	4
Ola Kamara	CLB	25	4
Giovani dos Santos	LA	28	3
Ignacio Piatti	MTL	32	3
11 players tied with 2			

FOULS COMMITTED

PLAYER	TEAM	GP	FC
Diego Chara	POR	30	86
Matias Laba	VAN	32	71
Fanendo Adi	POR	33	70
Marcelo Sarvas	DC	28	67
Dom Dwyer	KC	33	66
Micheal Azira	COL	31	65
Roger Espinoza	KC	30	65
Quincy Amarikwa	SJ	23	55
Carlos Gruezo	DAL	27	55
Sam Cronin	COL	33	54
Luke Mulholland	RSL	33	54

FOULS SUFFERED

PLAYER	TEAM	GP	FS
Mauro Diaz	DAL	27	81
Alberto Quintero	SJ	30	81
Juan Manuel Martinez	RSL	32	80
Dom Dwyer	KC	33	74
David Villa	NYC	33	72
C.J. Sapong	PHI	31	71
Sebastian Giovinco	TOR	28	69
David Accam	CHI	24	66
Felipe Martins	NYR	33	66
Ignacio Piatti	MTL	32	65
Marcelo Sarvas	DC	28	65

OFFSIDES

PLAYER	TEAM	GP	OFF
David Villa	NYC	33	41
Fanendo Adi	POR	33	34
Ola Kamara	CLB	25	34
Bradley Wright-Phillips	NYR	34	34
Dom Dwyer	KC	33	32
Kei Kamara	NE*	30	31
Sebastian Giovinco	TOR	28	29
Fabian Castillo	DAL	22	23
Luis Solignac	CHI*	31	23
Ethan Finlay	CLB	34	22

CORNER KICKS

PLAYER	TEAM	GP	CK
Sacha Kljestan	NYR	32	143
Tranquillo Barnetta	PHI	29	124
Andrea Pirlo	NYC	32	123
Diego Valeri	POR	30	111
Sebastian Giovinco	TOR	28	103
Andreas Ivanschitz	SEA	28	100
Chris Tierney	NE	28	85
Cristian Maidana	HOU	30	82
Benny Feilhaber	KC	30	81
Christian Bolanos	VAN	27	79
Mauro Diaz	DAL	27	79



MLS 2016 LEADERS

CAUTIONS (YELLOW)

PLAYER	TEAM	GP	CAUT
Marcelo Sarvas	DC	28	11
Roger Espinoza	KC	30	10
Luciano Acosta	DC	31	9
Micheal Azira	COL	31	9
Tony Beltran	RSL	29	9
Marc Burch	COL	28	9
Diego Chara	POR	30	9
Carlos Gruezo	DAL	27	9
Cristian Higuaita	ORL	21	9
Brek Shea	ORL	27	9
Jelle Van Damme	LA	28	9

EJECTIONS (RED CARDS)

PLAYER	TEAM	GP	EJECT
Kendall Waston	VAN	26	3
Ashley Cole	LA	26	2
Tyler Deric	HOU	10	2
Roger Espinoza	KC	30	2
Brad Evans	SEA	23	2
Anibal Godoy	SJ	23	2
Pedro Morales	VAN	27	2
Kofi Opare	DC	10	2
Joshua Yaro	PHI	17	2

58 players tied with 1

GAMES PLAYED

PLAYER	TEAM	GP
Joseph Bendik	ORL	34
David Bingham	SJ	34
Diego Fagundez	NE	34
Ethan Finlay	CLB	34
Jordan Morris	SEA	34
Michael Parkhurst	CLB	34
Luis Robles	NYR	34
Keegan Rosenberry	PHI	34
Bradley Wright-Phillips	NYR	34

22 players tied with 33

GAMES STARTED

PLAYER	TEAM	GS
Joseph Bendik	ORL	34
David Bingham	SJ	34
Michael Parkhurst	CLB	34
Luis Robles	NYR	34
Keegan Rosenberry	PHI	34

9 players tied with 33

MINUTES PLAYED

PLAYER	TEAM	MIN
Joseph Bendik	ORL	3060
Luis Robles	NYR	3060
Keegan Rosenberry	PHI	3060
Michael Parkhurst	CLB	3036
David Bingham	SJ	3015
Stefan Frei	SEA	2970
Richard Marquez	PHI	2970
David Ousted	VAN	2970
Josh Saunders	NYC	2970
Evan Bush	MTL	2931

MLS 2016 LEADERS

CONSECUTIVE GAMES WITH GOALS					
#	PLAYER	TM	START	STOP	
6	Bradley Wright-Phillips	NYR	2016-08-13	2016-09-18	
4	Maximiliano Urruti	DAL	2016-07-08	2016-08-13	
4	Dom Dwyer	KC	2016-09-09	2016-10-01	
4	Giovani dos Santos	LA	2016-04-15	2016-05-08	
4	Didier Drogba	MTL	2016-04-30	2016-05-28	
4	Ignacio Piatti	MTL	2016-05-21	2016-07-02	
4	David Villa	NYC	2016-09-23	2016-10-23	Active
4	Jordan Morris	SEA	2016-04-16	2016-05-07	
4	Chris Wondolowski	SJ	2016-04-09	2016-04-24	
4	Jozy Altidore	TOR	2016-08-06	2016-08-24	
3	Michael de Leeuw	CHI	2016-10-13	2016-10-23	Active
3	Michael de Leeuw	CHI	2016-08-27	2016-09-10	
3	Ola Kamara	CLB	2016-09-10	2016-09-25	
3	Ola Kamara	CLB	2016-06-25	2016-07-09	
3	Tesho Akindele	DAL	2016-04-02	2016-04-13	
3	Lamar Neagle	DC	2016-08-24	2016-09-11	
3	Alex	HOU	2016-08-27	2016-09-17	
3	Giovani dos Santos	LA	2016-09-03	2016-09-11	
3	Lee Nguyen	NE	2016-05-14	2016-05-28	
3	David Villa	NYC	2016-04-30	2016-05-15	
3	Frank Lampard	NYC	2016-07-06	2016-07-17	
3	David Villa	NYC	2016-05-29	2016-06-18	
3	Bradley Wright-Phillips	NYR	2016-10-01	2016-10-23	Active
3	Cyle Larin	ORL	2016-03-06	2016-03-18	
3	Cyle Larin	ORL	2016-07-16	2016-07-31	
3	Roland Alberg	PHI	2016-06-18	2016-06-25	
3	Yura Movsisyan	RSL	2016-06-02	2016-06-22	
3	Chris Wondolowski	SJ	2016-03-06	2016-03-19	
3	Sebastian Giovinco	TOR	2016-04-09	2016-04-23	
3	Pedro Morales	VAN	2016-09-24	2016-10-23	Active
3	Pedro Morales	VAN	2016-03-12	2016-03-26	
3	Christian Bolanos	VAN	2016-04-27	2016-05-07	
2	Arturo Alvarez	CHI	2016-08-24	2016-09-03	
2	David Accam	CHI	2016-08-20	2016-08-24	
2	David Accam	CHI	2016-03-06	2016-03-11	
2	Harrison Afful	CLB	2016-10-01	2016-10-16	
2	Adam Jahn	CLB	2016-10-13	2016-10-16	Active
2	Ethan Finlay	CLB	2016-08-13	2016-08-20	
2	Ola Kamara	CLB	2016-07-16	2016-07-23	
2	Ola Kamara	CLB	2016-05-28	2016-06-01	
2	Jermaine Jones	COL	2016-04-16	2016-04-23	
2	Marlon Hairston	COL	2016-07-16	2016-07-23	
2	Michael Barrios	DAL	2016-04-13	2016-04-17	
2	Maximiliano Urruti	DAL	2016-03-19	2016-03-26	
2	Fabian Castillo	DAL	2016-06-25	2016-07-04	
2	Mauro Diaz	DAL	2016-08-27	2016-09-03	
2	Lamar Neagle	DC	2016-09-28	2016-10-01	
2	Steve Birnbaum	DC	2016-08-06	2016-08-13	
2	Lloyd Sam	DC	2016-09-24	2016-09-28	
2	Andrew Wenger	HOU	2016-03-06	2016-03-12	
2	Will Bruin	HOU	2016-03-12	2016-03-19	
2	Jacob Peterson	KC	2016-09-09	2016-09-18	
2	Benny Feilhaber	KC	2016-04-02	2016-04-09	
2	Dom Dwyer	KC	2016-04-09	2016-04-13	
2	Dom Dwyer	KC	2016-05-15	2016-05-21	
2	Benny Feilhaber	KC	2016-07-03	2016-07-10	
2	Jacob Peterson	KC	2016-07-24	2016-07-31	
2	Robbie Keane	LA	2016-03-19	2016-05-08	
2	Gyasi Zardes	LA	2016-04-15	2016-04-23	

MLS 2016 LEADERS

CONSECUTIVE GAMES WITH GOALS				
#	PLAYER	TM	START	STOP
2	Alan Gordon	LA	2016-09-11	2016-09-18
2	Steven Gerrard	LA	2016-04-23	2016-05-08
2	Robbie Keane	LA	2016-07-04	2016-07-09
2	Ignacio Piatti	MTL	2016-03-06	2016-03-12
2	Ignacio Piatti	MTL	2016-07-13	2016-07-23
2	Dominic Oduro	MTL	2016-03-06	2016-03-12
2	Dominic Oduro	MTL	2016-09-28	2016-10-02
2	Kei Kamara	NE	2016-04-16	2016-04-23
2	Diego Fagundez	NE	2016-10-16	2016-10-23
2	Juan Agudelo	NE	2016-09-03	2016-09-10
2	Juan Agudelo	NE	2016-04-30	2016-05-08
2	Frank Lampard	NYC	2016-09-01	2016-09-10
2	David Villa	NYC	2016-08-13	2016-08-20
2	Frank Lampard	NYC	2016-06-18	2016-06-25
2	Mike Grella	NYR	2016-04-24	2016-04-29
2	Sean Davis	NYR	2016-08-07	2016-08-13
2	Bradley Wright-Phillips	NYR	2016-07-24	2016-07-31
2	Sacha Kljestan	NYR	2016-07-17	2016-07-24
2	Bradley Wright-Phillips	NYR	2016-05-21	2016-05-28
2	Julio Baptista	ORL	2016-05-29	2016-06-18
2	Kevin Molino	ORL	2016-07-23	2016-07-31
2	Julio Baptista	ORL	2016-10-16	2016-10-23
2	Kevin Molino	ORL	2016-04-30	2016-05-06
2	Kaka	ORL	2016-08-28	2016-09-07
2	Kevin Molino	ORL	2016-05-25	2016-05-29
2	Brek Shea	ORL	2016-09-07	2016-09-11
2	Cyle Larin	ORL	2016-05-21	2016-05-25
2	Chris Pontius	PHI	2016-04-23	2016-04-30
2	Roland Alberg	PHI	2016-07-31	2016-08-13
2	Chris Pontius	PHI	2016-08-06	2016-08-13
2	Chris Pontius	PHI	2016-07-17	2016-07-23
2	Diego Valeri	POR	2016-09-17	2016-09-24
2	Fanendo Adi	POR	2016-09-10	2016-09-17
2	Lucas Melano	POR	2016-06-18	2016-06-26
2	Diego Valeri	POR	2016-05-22	2016-05-28
2	Fanendo Adi	POR	2016-08-21	2016-08-28
2	Diego Valeri	POR	2016-06-26	2016-07-17
2	Juan Manuel Martinez	RSL	2016-04-16	2016-04-23
2	Juan Manuel Martinez	RSL	2016-06-02	2016-06-18
2	Chad Marshall	SEA	2016-04-10	2016-04-16
2	Jordan Morris	SEA	2016-09-17	2016-09-25
2	Chris Wondolowski	SJ	2016-07-22	2016-07-31
2	Chad Barrett	SJ	2016-06-18	2016-06-25
2	Simon Dawkins	SJ	2016-09-24	2016-10-01
2	Sebastian Giovinco	TOR	2016-07-23	2016-07-31
2	Jordan Hamilton	TOR	2016-06-25	2016-07-02
2	Jozy Altidore	TOR	2016-09-10	2016-09-18
2	Sebastian Giovinco	TOR	2016-03-06	2016-03-13
2	Justin Morrow	TOR	2016-06-25	2016-07-09
2	Jozy Altidore	TOR	2016-10-01	2016-10-16
2	Kekuta Manneh	VAN	2016-05-14	2016-05-22
2	Pedro Morales	VAN	2016-05-14	2016-05-22
2	Cristian Techera	VAN	2016-07-09	2016-07-13

Active

Active

MLS 2015 LEADERS

CONSECUTIVE GAMES WITH ASSISTS					
#	PLAYER	TM	START	STOP	
4	Justin Meram	CLB	2016-10-01	2016-10-23	Active
4	Benny Feilhaber	KC	2016-09-09	2016-10-01	
4	Lee Nguyen	NE	2016-05-14	2016-06-18	Active
4	Sacha Kljestan	NYR	2016-04-16	2016-05-06	
3	Marlon Hairston	COL	2016-09-24	2016-10-23	
3	Mekeil Williams	COL	2016-04-16	2016-04-30	
3	Luciano Acosta	DC	2016-08-27	2016-09-16	
3	Giovani dos Santos	LA	2016-07-23	2016-08-07	
3	Giovani dos Santos	LA	2016-09-07	2016-09-25	
3	Sebastian Lletget	LA	2016-09-11	2016-09-25	
3	Steven Gerrard	LA	2016-07-31	2016-08-13	
3	Gyasi Zardes	LA	2016-04-23	2016-05-08	
3	Kelyn Rowe	NE	2016-09-03	2016-09-17	Active
3	Diego Fagundez	NE	2016-09-03	2016-09-17	
3	Andrea Pirlo	NYC	2016-07-03	2016-07-10	
3	Khiry Shelton	NYC	2016-04-27	2016-05-08	
3	Thomas McNamara	NYC	2016-04-27	2016-05-08	
3	Mike Grella	NYR	2016-08-07	2016-08-21	
3	Sacha Kljestan	NYR	2016-08-07	2016-08-21	
3	Sacha Kljestan	NYR	2016-10-01	2016-10-23	
3	Kaka	ORL	2016-07-31	2016-08-14	
3	Fabian Herbers	PHI	2016-09-10	2016-09-24	
3	Nicolas Lodeiro	SEA	2016-08-07	2016-08-21	Active
3	Sebastian Giovinco	TOR	2016-05-01	2016-05-14	
2	Arturo Alvarez	CHI	2016-09-16	2016-09-23	
2	Arturo Alvarez	CHI	2016-04-30	2016-05-11	
2	Rodrigo Ramos	CHI	2016-06-18	2016-06-22	
2	Michael de Leeuw	CHI	2016-08-27	2016-09-03	
2	David Accam	CHI	2016-08-14	2016-08-20	
2	Tony Tchani	CLB	2016-07-03	2016-07-09	
2	Ethan Finlay	CLB	2016-06-25	2016-07-03	
2	Sebastien Le Toux	COL	2016-05-14	2016-05-20	
2	Marlon Hairston	COL	2016-08-06	2016-08-13	Active
2	Shkelzen Gashi	COL	2016-04-23	2016-04-30	
2	Marco Pappa	COL	2016-03-20	2016-04-02	
2	Atiba Harris	DAL	2016-07-31	2016-08-13	
2	Mauro Diaz	DAL	2016-06-25	2016-07-04	
2	Mauro Diaz	DAL	2016-10-01	2016-10-16	
2	Maximiliano Urruti	DAL	2016-04-13	2016-04-17	
2	Lamar Neagle	DC	2016-09-24	2016-09-28	
2	Patrick Nyarko	DC	2016-09-24	2016-09-28	
2	Patrick Nyarko	DC	2016-08-27	2016-09-01	
2	Lloyd Sam	DC	2016-04-24	2016-04-29	Active
2	Lloyd Sam	DC	2016-10-01	2016-10-16	
2	Boniek Garcia	HOU	2016-08-27	2016-09-09	
2	Roger Espinoza	KC	2016-06-25	2016-07-03	
2	Benny Feilhaber	KC	2016-08-13	2016-08-20	
2	Saad Abdul-Salaam	KC	2016-04-09	2016-04-13	
2	Benny Feilhaber	KC	2016-06-19	2016-06-25	
2	Giovani dos Santos	LA	2016-04-15	2016-04-23	
2	Giovani dos Santos	LA	2016-05-08	2016-05-11	
2	Emmanuel Boateng	LA	2016-09-11	2016-09-18	
2	Steven Gerrard	LA	2016-06-25	2016-07-04	Active
2	Ignacio Piatti	MTL	2016-03-06	2016-03-12	
2	Hassoun Camara	MTL	2016-06-25	2016-07-02	
2	Marco Donadel	MTL	2016-08-06	2016-08-13	
2	Ambroise Oyongo	MTL	2016-07-17	2016-07-23	
2	Harry Shipp	MTL	2016-03-06	2016-03-12	
2	Gershon Koffie	NE	2016-04-09	2016-04-17	

MLS 2016 LEADERS

CONSECUTIVE GAMES WITH ASSISTS					
#	PLAYER	TM	START	STOP	
2	Juan Agudelo	NE	2016-09-10	2016-09-17	Active
2	Kelyn Rowe	NE	2016-07-31	2016-08-06	
2	R.J. Allen	NYC	2016-06-18	2016-06-25	
2	Ronald Matarrita	NYC	2016-04-30	2016-05-08	
2	Mix Diskerud	NYC	2016-03-06	2016-03-13	
2	Ronald Matarrita	NYC	2016-09-17	2016-09-23	
2	Aurelien Collin	NYR	2016-10-16	2016-10-23	
2	Bradley Wright-Phillips	NYR	2016-07-13	2016-07-17	
2	Sacha Kijestan	NYR	2016-05-21	2016-05-28	
2	Mike Grella	NYR	2016-05-21	2016-05-28	
2	Bradley Wright-Phillips	NYR	2016-05-18	2016-05-21	Active
2	Felipe Martins	NYR	2016-05-21	2016-05-28	
2	Sal Zizzo	NYR	2016-04-29	2016-05-06	
2	Carlos Rivas	ORL	2016-05-29	2016-06-18	
2	Kaka	ORL	2016-05-21	2016-05-25	
2	Adrian Winter	ORL	2016-06-18	2016-06-25	
2	Kevin Molino	ORL	2016-07-16	2016-07-23	
2	Tranquillo Barnetta	PHI	2016-04-23	2016-04-30	
2	Fabian Herbers	PHI	2016-07-17	2016-07-23	
2	Tranquillo Barnetta	PHI	2016-08-20	2016-08-24	
2	Roland Alberg	PHI	2016-08-24	2016-08-27	Active
2	Diego Valeri	POR	2016-04-03	2016-04-10	
2	Joao Plata	RSL	2016-08-26	2016-09-07	
2	Juan Manuel Martinez	RSL	2016-03-06	2016-03-12	
2	Joao Plata	RSL	2016-05-21	2016-05-28	
2	Andreas Ivanschitz	SEA	2016-07-13	2016-07-17	
2	Nicolas Lodeiro	SEA	2016-09-17	2016-09-25	
2	Alberto Quintero	SJ	2016-08-12	2016-08-19	
2	Shea Salinas	SJ	2016-06-18	2016-06-25	
2	Jonathan Osorio	TOR	2016-09-18	2016-09-24	
2	Sebastian Giovinco	TOR	2016-10-16	2016-10-23	Active
2	Sebastian Giovinco	TOR	2016-03-06	2016-03-13	
2	Justin Morrow	TOR	2016-09-10	2016-09-18	
2	Sebastian Giovinco	TOR	2016-07-31	2016-08-03	
2	Jozy Altidore	TOR	2016-04-09	2016-04-16	
2	Christian Bolanos	VAN	2016-07-09	2016-07-13	
2	Cristian Techera	VAN	2016-04-23	2016-04-27	
2	Pedro Morales	VAN	2016-05-11	2016-05-14	
2	Giles Barnes	VAN	2016-04-30	2016-05-07	
2	Kekuta Manneh	VAN	2016-05-11	2016-05-14	

CONSECUTIVE GAMES WITH A GOAL/ASSIST				
#	PLAYER	TM	START	STOP
8	Nicolas Lodeiro	SEA	2016-08-07	2016-09-25
7	Sebastian Giovinco	TOR	2016-07-23	2016-08-24
6	Frank Lampard	NYC	2016-06-18	2016-07-17
6	Bradley Wright-Phillips	NYR	2016-08-13	2016-09-18
6	Joao Plata	RSL	2016-03-06	2016-04-16
6	Sebastian Giovinco	TOR	2016-04-09	2016-05-14
6	Jozy Altidore	TOR	2016-07-31	2016-08-24
5	Maximiliano Urruti	DAL	2016-07-04	2016-08-13
5	Giovani dos Santos	LA	2016-04-15	2016-05-11
5	Didier Drogba	MTL	2016-04-27	2016-05-28
5	Yura Movsisyan	RSL	2016-06-02	2016-07-09
5	Christian Bolanos	VAN	2016-04-27	2016-05-14
4	Justin Meram	CLB	2016-10-01	2016-10-23
4	Jermaine Jones	COL	2016-04-16	2016-05-07
4	Dominique Badji	COL	2016-09-24	2016-10-13
4	Tesho Akindele	DAL	2016-03-19	2016-04-13

MLS 2016 LEADERS

CONSECUTIVE GAMES WITH A GOAL/ASSIST

#	PLAYER	TM	START	STOP	
4	Lloyd Sam	DC	2016-09-24	2016-10-16	Active
4	Dom Dwyer	KC	2016-09-09	2016-10-01	
4	Benny Feilhaber	KC	2016-06-19	2016-07-10	
4	Benny Feilhaber	KC	2016-09-09	2016-10-01	
4	Steven Gerrard	LA	2016-04-15	2016-05-11	
4	Giovani dos Santos	LA	2016-09-03	2016-09-25	
4	Gyasi Zardes	LA	2016-04-15	2016-05-08	
4	Steven Gerrard	LA	2016-07-15	2016-08-13	
4	Giovani dos Santos	LA	2016-07-23	2016-08-13	
4	Matteo Mancosu	MTL	2016-07-23	2016-08-13	
4	Ignacio Piatti	MTL	2016-05-21	2016-07-02	
4	Lee Nguyen	NE	2016-05-14	2016-06-18	
4	Juan Agudelo	NE	2016-04-30	2016-05-21	Active
4	David Villa	NYC	2016-09-23	2016-10-23	
4	Thomas McNamara	NYC	2016-04-27	2016-05-15	
4	Bradley Wright-Phillips	NYR	2016-07-13	2016-07-31	
4	Sacha Kljestan	NYR	2016-04-16	2016-05-06	
4	Mike Grella	NYR	2016-05-18	2016-06-19	
4	Fabian Herbers	PHI	2016-09-10	2016-10-01	
4	Fanendo Adi	POR	2016-04-16	2016-05-07	
4	Jordan Morris	SEA	2016-04-16	2016-05-07	
4	Chris Wondolowski	SJ	2016-04-09	2016-04-24	
4	Pedro Morales	VAN	2016-03-06	2016-03-26	
3	Michael de Leeuw	CHI	2016-10-13	2016-10-23	
3	Matt Polster	CHI	2016-07-31	2016-08-20	Active
3	David Accam	CHI	2016-05-28	2016-06-22	
3	Luis Solignac	CHI	2016-04-13	2016-04-23	
3	Arturo Alvarez	CHI	2016-08-20	2016-09-03	
3	David Accam	CHI	2016-08-14	2016-08-24	
3	Michael de Leeuw	CHI	2016-08-27	2016-09-10	
3	Ola Kamara	CLB	2016-06-25	2016-07-09	
3	Ola Kamara	CLB	2016-09-10	2016-09-25	
3	Marco Pappa	COL	2016-03-12	2016-04-02	
3	Mekeil Williams	COL	2016-04-16	2016-04-30	
3	Marlon Hairston	COL	2016-09-24	2016-10-23	
3	Steve Birnbaum	DC	2016-08-06	2016-08-21	
3	Luciano Acosta	DC	2016-08-27	2016-09-16	
3	Lamar Neagle	DC	2016-09-24	2016-10-01	
3	Lamar Neagle	DC	2016-08-24	2016-09-11	
3	Will Bruin	HOU	2016-03-06	2016-03-19	
3	Alex	HOU	2016-08-27	2016-09-17	
3	Robbie Keane	LA	2016-03-19	2016-05-11	
3	Emmanuel Boateng	LA	2016-09-07	2016-09-18	
3	Sebastian Lletget	LA	2016-09-11	2016-09-25	
3	Kelyn Rowe	NE	2016-09-03	2016-09-17	
3	Juan Agudelo	NE	2016-09-03	2016-09-17	
3	Diego Fagundez	NE	2016-09-03	2016-09-17	
3	Khiry Shelton	NYC	2016-04-27	2016-05-08	
3	David Villa	NYC	2016-04-30	2016-05-15	
3	David Villa	NYC	2016-05-29	2016-06-18	
3	Andrea Pirlo	NYC	2016-07-03	2016-07-10	
3	Thomas McNamara	NYC	2016-07-17	2016-07-30	
3	Bradley Wright-Phillips	NYR	2016-05-18	2016-05-28	
3	Bradley Wright-Phillips	NYR	2016-10-01	2016-10-23	
3	Mike Grella	NYR	2016-08-07	2016-08-21	
3	Sacha Kljestan	NYR	2016-10-01	2016-10-23	
3	Sacha Kljestan	NYR	2016-08-07	2016-08-21	Active
3	Cyle Larin	ORL	2016-07-16	2016-07-31	
3	Kaka	ORL	2016-05-21	2016-06-25	

MLS 2016 LEADERS

CONSECUTIVE GAMES WITH A GOAL/ASSIST

#	PLAYER	TM	START	STOP	
2	Chris Pontius	PHI	2016-04-23	2016-04-30	
2	Fabian Herbers	PHI	2016-05-28	2016-06-01	
2	Fabian Herbers	PHI	2016-07-17	2016-07-23	
2	Chris Pontius	PHI	2016-08-06	2016-08-13	
2	C.J. Sapong	PHI	2016-07-09	2016-07-17	
2	Tranquillo Barnetta	PHI	2016-04-23	2016-04-30	
2	Roland Alberg	PHI	2016-07-31	2016-08-13	
2	Roland Alberg	PHI	2016-08-24	2016-08-27	
2	Chris Pontius	PHI	2016-07-17	2016-07-23	
2	Chris Pontius	PHI	2016-03-12	2016-03-20	
2	Diego Valeri	POR	2016-08-28	2016-09-03	
2	Darlington Nagbe	POR	2016-05-15	2016-05-22	
2	Lucas Melano	POR	2016-06-18	2016-06-26	
2	Diego Valeri	POR	2016-09-17	2016-09-24	
2	Fanendo Adi	POR	2016-09-10	2016-09-17	
2	Fanendo Adi	POR	2016-08-21	2016-08-28	
2	Diego Valeri	POR	2016-04-03	2016-04-10	
2	Diego Valeri	POR	2016-06-26	2016-07-17	
2	Yura Movsisyan	RSL	2016-08-26	2016-09-07	
2	Joao Plata	RSL	2016-08-26	2016-09-07	
2	Joao Plata	RSL	2016-07-22	2016-07-31	
2	Juan Manuel Martinez	RSL	2016-08-26	2016-09-07	
2	Juan Manuel Martinez	RSL	2016-06-02	2016-06-18	
2	Juan Manuel Martinez	RSL	2016-04-16	2016-04-23	
2	Joao Plata	RSL	2016-08-06	2016-08-14	
2	Joao Plata	RSL	2016-05-21	2016-05-28	
2	Javier Morales	RSL	2016-07-22	2016-07-31	
2	Juan Manuel Martinez	RSL	2016-03-06	2016-03-12	
2	Andreas Ivanschitz	SEA	2016-03-19	2016-04-02	
2	Cristian Roldan	SEA	2016-07-31	2016-08-07	
2	Andreas Ivanschitz	SEA	2016-07-13	2016-07-17	
2	Andreas Ivanschitz	SEA	2016-08-24	2016-08-28	
2	Jordan Morris	SEA	2016-09-17	2016-09-25	
2	Jordan Morris	SEA	2016-08-07	2016-08-14	
2	Chad Marshall	SEA	2016-04-10	2016-04-16	
2	Alberto Quintero	SJ	2016-08-12	2016-08-19	
2	Chad Barrett	SJ	2016-06-18	2016-06-25	
2	Quincy Amarikwa	SJ	2016-03-06	2016-03-13	
2	Shea Salinas	SJ	2016-06-18	2016-06-25	
2	Chris Wondolowski	SJ	2016-07-22	2016-07-31	
2	Simon Dawkins	SJ	2016-09-24	2016-10-01	
2	Jozy Altidore	TOR	2016-10-01	2016-10-16	
2	Jordan Hamilton	TOR	2016-07-13	2016-07-16	
2	Justin Morrow	TOR	2016-10-16	2016-10-23	Active
2	Will Johnson	TOR	2016-04-23	2016-05-01	
2	Jozy Altidore	TOR	2016-09-10	2016-09-18	
2	Sebastian Giovinco	TOR	2016-03-06	2016-03-13	
2	Jordan Hamilton	TOR	2016-06-25	2016-07-02	
2	Sebastian Giovinco	TOR	2016-10-16	2016-10-23	Active
2	Justin Morrow	TOR	2016-06-25	2016-07-09	
2	Jozy Altidore	TOR	2016-04-09	2016-04-16	
2	Cristian Techera	VAN	2016-04-23	2016-04-27	
2	Cristian Techera	VAN	2016-07-09	2016-07-13	
2	Christian Bolanos	VAN	2016-07-09	2016-07-13	
2	Giles Barnes	VAN	2016-04-30	2016-05-07	
2	Brad Davis	HOU	09/23/2015	09/26/2015	
2	Giles Barnes	HOU	05/10/2015	05/16/2015	

MLS 2016 LEADERS

WINS			
PLAYER	TEAM	GP	WON

Luis Robles	NYR	34	16
Stefan Frei	SEA	33	14
Josh Saunders	NYC	33	14
Chris Seitz	DAL	28	14
Brian Rowe	LA	31	12
Evan Bush	MTL	33	11
Jake Gleeson	POR	28	11
Tim Melia	KC	27	11
Nick Rimando	RSL	30	11
Andre Blake	PHI	32	10
David Ousted	VAN	33	10

MINUTES PLAYED IN GOAL		
PLAYER	TEAM	MIN

Joseph Bendik	ORL	3060
Luis Robles	NYR	3060
David Bingham	SJ	3015
Stefan Frei	SEA	2970
David Ousted	VAN	2970
Josh Saunders	NYC	2970
Evan Bush	MTL	2931
Andre Blake	PHI	2880
Steve Clark	CLB	2880
Brian Rowe	LA	2765

LOSSES			
PLAYER	TEAM	GP	LOST

David Ousted	VAN	33	15
Andre Blake	PHI	32	13
Stefan Frei	SEA	33	13
David Bingham	SJ	34	12
Steve Clark	CLB	32	12
Joe Willis	HOU	26	12
Joseph Bendik	ORL	34	11
Evan Bush	MTL	33	11
Jake Gleeson	POR	28	11
Tim Melia	KC	27	11

SAVES			
PLAYER	TEAM	GP	SVS

Jake Gleeson	POR	28	118
Joseph Bendik	ORL	34	114
Brian Rowe	LA	31	113
Steve Clark	CLB	32	112
David Ousted	VAN	33	110
David Bingham	SJ	34	106
Evan Bush	MTL	33	101
Luis Robles	NYR	34	100
Andre Blake	PHI	32	99
Josh Saunders	NYC	33	98

SHUTOUTS			
PLAYER	TEAM	GP	SHO

Luis Robles	NYR	34	11
Chris Seitz	DAL	28	10
Brian Rowe	LA	31	9
David Bingham	SJ	34	8
Steve Clark	CLB	32	8
Stefan Frei	SEA	33	8
Tim Melia	KC	27	8
Josh Saunders	NYC	33	8
Tim Howard	COL	17	7

7 players tied with 6

LONGEST SHUTOUT STREAKS (MINUTES)			
PLAYER	MIN	START	END

Luis Robles, NYR	472	2016-05-13	2016-06-22
Matt Lampson, CHI	412	2016-03-11	2016-04-16
Tyler Deric, HOU	382	2016-06-02	current
Alex Bono, TOR	334	2016-07-23	2016-08-06
Chris Seitz, DAL	321	2016-06-19	2016-07-13
Brian Rowe, LA	311	2016-07-04	2016-07-23
Luis Robles, NYR	286	2016-08-21	2016-09-11
Jake Gleeson, POR	284	2016-06-26	2016-07-13
Josh Saunders, NYC	280	2016-06-18	2016-07-10
Tim Howard, COL	273	2016-08-26	2016-09-24

SAVES PERCENTAGE							
PLAYER	TEAM	GP	SAVES	SOG	PCT		

Brian Rowe	LA	31	113	148	76.4	110	146	75.3
Tim Howard	COL	17	54	73	74	45	60	75
Jake Gleeson	POR	28	118	160	73.8	71	97	73.2
Bill Hamid	DC	20	68	93	73.1	111	153	72.5
David Bingham	SJ	34	106	146	72.6	137	191	71.7
Matt Lampson	CHI	11	55	76	72.4	81	115	70.4
Alex Bono	TOR	16	42	60	70	105	151	69.5
Luis Robles	NYR	34	100	143	69.9	66	95	69.5
Steve Clark	CLB	32	112	161	69.6	96	140	68.6
Tim Melia	KC	27	66	95	69.5	64	141	66.7

Minimum: 40 saves



MLS 2016 LEADERS

TEAM TOTALS														
TEAM	GP	G	A	SHT	SOG	PG	PA	BK	FC	FS	OFF	CK	C	E
Chicago Fire	34	43	38	467	163	7	8	0	441	470	81	197	67	3
Colorado Rapids	34	33	33	417	127	1	2	1	506	453	95	199	74	3
Columbus Crew SC	34	58	66	464	180	1	2	1	403	390	70	207	56	3
FC Dallas	34	52	43	399	148	4	5	0	413	412	57	168	52	4
D.C. United	34	43	33	373	136	4	6	4	461	379	89	163	51	1
Houston Dynamo	34	42	39	376	124	2	4	8	440	444	49	162	57	5
Sporting Kansas City	34	48	52	405	141	5	6	3	454	424	59	153	67	3
LA Galaxy	34	56	52	406	153	5	6	1	417	401	48	159	54	2
Montreal Impact	34	48	29	434	169	5	6	4	424	386	66	164	77	9
New England Revolution	34	48	50	388	158	3	3	7	463	458	63	198	58	5
New York City FC	34	49	45	446	160	8	9	8	452	437	78	168	75	5
New York Red Bulls	34	62	63	476	178	7	11	3	438	481	111	206	62	3
Orlando City SC	34	46	39	382	125	4	6	2	467	476	82	164	72	10
Philadelphia Union	34	42	43	381	149	1	2	3	374	441	70	182	54	5
Portland Timbers	34	41	43	486	166	4	6	4	421	470	78	204	49	3
Real Salt Lake	34	38	34	373	144	4	5	4	436	480	70	154	72	9
San Jose Earthquakes	34	41	33	404	129	6	6	4	477	474	74	196	59	7
Seattle Sounders FC	34	44	42	331	144	2	3	0	396	425	67	145	53	1
Toronto FC	34	58	56	468	169	6	7	1	430	453	67	179	58	4
Vancouver Whitecaps FC	34	45	34	440	172	5	5	2	477	436	70	173	74	5

TEAM RANKS										
TEAM	G	A	SHT	SOG	BLK	FC	FS	OFF	CK	C
Chicago Fire	16	13	19	20	2	14	16	3	15	19
Colorado Rapids	18	10	11	13	5	3	20	8	20	1
Columbus Crew SC	8	6	5	5	17	20	18	1	1	20
FC Dallas	8	13	7	4	8	6	17	7	11	8
D.C. United	5	4	4	8	19	1	10	2	16	5
Houston Dynamo	18	17	16	18	17	15	13	20	10	18
Sporting Kansas City	16	7	1	15	15	11	11	12	2	8
LA Galaxy	4	3	20	17	8	17	14	14	19	14
Montreal Impact	10	10	10	10	8	9	9	11	13	3
New England Revolution	13	9	3	8	12	10	12	9	8	12
New York City FC	1	2	5	2	2	12	15	13	17	4
New York Red Bulls	2	1	9	2	19	5	4	5	5	7
Orlando City SC	3	7	14	16	5	4	6	19	7	2
Philadelphia Union	6	12	15	5	15	16	5	18	6	10
Portland Timbers	11	18	8	11	12	7	2	6	11	13
Real Salt Lake	13	16	17	14	1	8	3	17	18	6
San Jose Earthquakes	20	19	18	19	12	13	1	10	9	14
Seattle Sounders FC	13	15	12	12	5	19	6	15	4	17
Toronto FC	7	4	1	7	2	18	8	4	2	16
Vancouver Whitecaps FC	12	20	13	1	8	2	19	16	14	10

MLS 2016 LEADERS

OVERALL RECORDS

TEAM	W	L	T	PCT
FC Dallas	17	8	9	0.632
Colorado Rapids	15	6	13	0.632
New York Red Bulls	16	9	9	0.603
LA Galaxy	12	6	16	0.588
New York City FC	15	10	9	0.574
Toronto FC	14	9	11	0.574
D.C. United	11	10	13	0.515
Real Salt Lake	12	12	10	0.5
Seattle Sounders FC	14	14	6	0.5
Montreal Impact	11	11	12	0.5
Sporting Kansas City	13	13	8	0.5
Orlando City SC	9	11	14	0.471
Portland Timbers	12	14	8	0.471
New England Revolution	11	14	9	0.456
Philadelphia Union	11	14	9	0.456
San Jose Earthquakes	8	12	14	0.441
Vancouver Whitecaps FC	10	15	9	0.426
Columbus Crew SC	8	14	12	0.412
Houston Dynamo	7	14	13	0.397
Chicago Fire	7	17	10	0.353

ROAD RECORDS

TEAM	W	L	T	PCT
New York City FC	7	7	3	0.5
Toronto FC	6	6	5	0.5
LA Galaxy	4	5	8	0.471
Montreal Impact	4	6	7	0.441
FC Dallas	5	7	5	0.441
Colorado Rapids	4	6	7	0.441
D.C. United	2	6	9	0.382
Orlando City SC	3	7	7	0.382
New York Red Bulls	3	7	7	0.382
Seattle Sounders FC	4	9	4	0.353
Vancouver Whitecaps FC	4	10	3	0.324
Sporting Kansas City	3	9	5	0.324
Philadelphia Union	3	9	5	0.324
Real Salt Lake	4	11	2	0.294
Houston Dynamo	2	9	6	0.294
New England Revolution	2	10	5	0.265
San Jose Earthquakes	1	9	7	0.265
Columbus Crew SC	2	11	4	0.235
Portland Timbers	0	11	6	0.176
Chicago Fire	1	14	2	0.118

HOME RECORDS

TEAM	W	L	T	PCT
New York Red Bulls	13	2	2	0.824
FC Dallas	12	1	4	0.824
Colorado Rapids	11	0	6	0.824
Portland Timbers	12	3	2	0.765
LA Galaxy	8	1	8	0.706
Real Salt Lake	8	1	8	0.706
Sporting Kansas City	10	4	3	0.676
New England Revolution	9	4	4	0.647
New York City FC	8	3	6	0.647
Toronto FC	8	3	6	0.647
Seattle Sounders FC	10	5	2	0.647
D.C. United	9	4	4	0.647
San Jose Earthquakes	7	3	7	0.618
Columbus Crew SC	6	3	8	0.588
Philadelphia Union	8	5	4	0.588
Chicago Fire	6	3	8	0.588
Orlando City SC	6	4	7	0.559
Montreal Impact	7	5	5	0.559
Vancouver Whitecaps FC	6	5	6	0.529
Houston Dynamo	5	5	7	0.5

MLS 2015 LEADERS

OVERALL WIN-LOSS BREAKDOWN														
TEAM	HOME				ROAD				HOME		ROAD			
	W	L	T	PCT	W	L	T	PCT	GF	GA	GF	GA		
Chicago Fire	6	3	8	0.588	1	14	2	0.118	26	21	16	37	20	39
Colorado Rapids	11	0	6	0.824	4	6	7	0.441	20	7	19	25	14	20
Columbus Crew SC	6	3	8	0.588	2	11	4	0.235	31	25	19	33	20	28
FC Dallas	12	1	4	0.824	5	7	5	0.441	33	12	17	28	19	24
D.C. United	9	4	4	0.647	2	6	9	0.382	35	18	18	29	9	24
Houston Dynamo	5	5	7	0.5	2	9	6	0.294	23	21	16	24	12	28
Sporting Kansas City	10	4	3	0.676	3	9	5	0.324	30	19	12	22	19	25
LA Galaxy	8	1	8	0.706	4	5	8	0.471	32	18	22	21	15	30
Montreal Impact	7	5	5	0.559	4	6	7	0.441	31	29	18	24	16	27
New England Revolution	9	4	4	0.647	2	10	5	0.265	26	19	18	35	21	35
New York City FC	8	3	6	0.647	7	7	3	0.5	35	28	27	29	17	27
New York Red Bulls	13	2	2	0.824	3	7	7	0.382	36	17	25	27	27	25
Orlando City SC	6	4	7	0.559	3	7	7	0.382	31	28	24	32	21	37
Philadelphia Union	8	5	4	0.588	3	9	5	0.324	30	24	22	31	20	36
Portland Timbers	12	3	2	0.765	0	11	6	0.176	35	21	13	32	18	26
Real Salt Lake	8	1	8	0.706	4	11	2	0.294	22	14	22	32	16	34
San Jose Earthquakes	7	3	7	0.618	1	9	7	0.265	18	12	14	28	24	28
Seattle Sounders FC	10	5	2	0.647	4	9	4	0.353	22	12	22	31	18	22
Toronto FC	8	3	6	0.647	6	6	5	0.5	28	17	23	22	24	36
Vancouver Whitecaps FC	6	5	6	0.529	4	10	3	0.324	28	22	17	30	18	18

TEAM VS TEAM RECORDS										
TEAM	CHI	COL	CLB	DAL	DC	HOU	KC	LA	MTL	NE
Chicago Fire	---	0-1-0	0-1-2	0-1-0	0-1-2	1-0-0	1-0-0	0-0-1	1-1-0	1-2-0
Colorado Rapids	1-0-0	---	0-0-1	1-0-1	0-0-1	1-0-1	3-0-0	1-0-2	0-0-1	0-1-0
Columbus Crew SC	1-0-2	0-0-1	---	0-0-1	0-1-1	1-0-0	0-1-0	0-1-0	0-1-2	2-1-0
FC Dallas	1-0-0	0-1-1	0-0-1	---	1-0-0	1-1-1	1-1-1	1-0-1	1-0-0	1-0-0
D.C. United	1-0-2	0-0-1	1-0-1	0-1-0	---	0-0-1	1-0-0	0-1-0	0-0-2	2-0-1
Houston Dynamo	0-1-0	0-1-1	0-1-0	1-1-1	0-0-1	---	1-0-1	0-3-0	0-1-0	0-0-1
Sporting Kansas City	0-1-0	0-3-0	1-0-0	1-1-1	0-1-0	0-1-1	---	0-0-3	0-0-1	0-1-0
LA Galaxy	0-0-1	0-1-2	1-0-0	0-1-1	1-0-0	3-0-0	0-0-3	---	0-1-0	1-0-0
Montreal Impact	1-1-0	0-0-1	1-0-2	0-1-0	0-0-2	1-0-0	0-0-1	1-0-0	---	1-2-0
New England Revolution	2-1-0	1-0-0	1-2-0	0-1-0	0-2-1	0-0-1	1-0-0	0-1-0	2-1-0	---
New York City FC	2-0-1	1-0-0	1-1-1	0-0-1	2-1-0	1-0-0	0-1-0	1-0-0	1-0-1	1-1-1
New York Red Bulls	1-0-1	0-1-0	1-0-1	1-0-0	0-1-2	1-0-0	0-1-0	0-0-1	2-1-0	1-1-0
Orlando City SC	0-0-2	0-0-1	0-1-1	0-1-0	1-1-0	0-0-1	0-1-0	0-1-0	2-1-0	1-0-2
Philadelphia Union	1-2-0	0-0-1	3-0-0	0-1-0	2-0-1	0-1-0	1-0-0	0-0-1	0-1-2	2-0-0
Portland Timbers	0-0-1	1-1-1	1-0-0	0-3-0	0-1-0	1-1-0	1-1-0	0-1-1	0-0-1	0-0-1
Real Salt Lake	1-0-0	1-2-0	0-1-0	1-1-1	0-0-1	1-2-0	2-0-1	0-1-1	0-0-1	0-0-1
San Jose Earthquakes	0-1-0	1-1-1	0-1-0	0-1-2	0-0-1	1-1-1	1-2-0	0-1-2	0-1-0	0-0-1
Seattle Sounders FC	1-0-0	0-2-0	1-0-0	1-2-0	1-0-0	0-0-3	0-2-0	1-1-1	1-0-0	0-1-0
Toronto FC	3-0-0	0-1-0	1-0-2	1-0-0	2-1-0	0-0-1	0-1-0	1-0-0	1-1-1	1-0-1
Vancouver Whitecaps FC	1-0-0	0-1-2	1-0-0	1-1-0	0-1-0	1-0-2	0-2-1	0-1-2	0-1-0	0-1-0

MLS 2016 LEADERS

TEAM VS TEAM RECORDS										
TEAM	NYC	NYR	ORL	PHI	POR	RSL	SJ	SEA	TOR	VAN
Chicago Fire	0-2-1	0-1-1	0-0-2	2-1-0	0-0-1	0-1-0	1-0-0	0-1-0	0-3-0	0-1-0
Colorado Rapids	0-1-0	1-0-0	0-0-1	0-0-1	1-1-1	1-2-0	1-1-1	2-0-0	1-0-0	1-0-2
Columbus Crew SC	1-1-1	0-1-1	1-0-1	0-3-0	0-1-0	1-0-0	1-0-0	0-1-0	0-1-2	0-1-0
FC Dallas	0-0-1	0-1-0	1-0-0	1-0-0	3-0-0	1-1-1	1-0-2	2-1-0	0-1-0	1-1-0
D.C. United	1-2-0	1-0-2	1-1-0	0-2-1	1-0-0	0-0-1	0-0-1	0-1-0	1-2-0	1-0-0
Houston Dynamo	0-1-0	0-1-0	0-0-1	1-0-0	1-1-0	2-1-0	1-1-1	0-0-3	0-0-1	0-1-2
Sporting Kansas City	1-0-0	1-0-0	1-0-0	0-1-0	1-1-0	0-2-1	2-1-0	2-0-0	1-0-0	2-0-1
LA Galaxy	0-1-0	0-0-1	1-0-0	0-0-1	1-0-1	1-0-1	1-0-2	1-1-1	0-1-0	1-0-2
Montreal Impact	0-1-1	1-2-0	1-2-0	1-0-2	0-0-1	0-0-1	1-0-0	0-1-0	1-1-1	1-0-0
New England Revolution	1-1-1	1-1-0	0-1-2	0-2-0	0-0-1	0-0-1	0-0-1	1-0-0	0-1-1	1-0-0
New York City FC	---	1-2-0	0-2-1	1-1-0	1-0-0	0-1-0	0-0-1	1-0-0	0-0-2	1-0-0
New York Red Bulls	2-1-0	---	2-0-1	2-0-1	0-0-1	0-1-0	0-1-0	1-0-0	1-1-1	1-0-0
Orlando City SC	2-0-1	0-2-1	---	1-1-1	1-0-0	0-0-1	0-0-1	0-1-0	1-1-1	0-0-1
Philadelphia Union	1-1-0	0-2-1	1-1-1	---	0-1-0	0-1-0	0-0-1	0-1-0	0-1-1	0-1-0
Portland Timbers	0-1-0	0-0-1	0-1-0	1-0-0	---	1-0-2	2-1-0	2-1-0	1-0-0	1-2-0
Real Salt Lake	1-0-0	1-0-0	0-0-1	1-0-0	0-1-2	---	0-1-1	1-2-0	0-1-0	1-1-0
San Jose Earthquakes	0-0-1	1-0-0	0-0-1	0-0-1	1-2-0	1-0-1	---	0-1-1	1-0-0	1-0-1
Seattle Sounders FC	0-1-0	0-1-0	1-0-0	1-0-0	1-2-0	2-1-0	1-0-1	---	0-0-1	2-1-0
Toronto FC	0-0-2	1-1-1	1-1-1	1-0-1	0-1-0	1-0-0	0-1-0	0-0-1	---	0-1-0
Vancouver Whitecaps FC	0-1-0	0-1-0	0-0-1	1-0-0	1-0-0	1-1-0	0-1-1	1-2-0	1-0-0	---

TEAM VS TEAM AGGREGATE GOALS										
TEAM	CHI	COL	CLB	DAL	DC	HOU	KC	LA	MTL	NE
Chicago Fire	---	1-2	2-5	1-3	5-9	1-0	1-0	2-2	4-2	2-4
Colorado Rapids	2-1	---	1-1	2-1	1-1	4-3	4-1	2-1	2-2	0-2
Columbus Crew SC	5-2	1-1	---	1-1	1-4	1-0	2-3	1-2	4-6	5-3
FC Dallas	3-1	1-2	1-1	---	3-0	4-7	4-5	1-0	2-0	4-2
D.C. United	9-5	1-1	4-1	0-3	---	0-0	1-0	1-4	2-2	5-0
Houston Dynamo	0-1	3-4	0-1	7-4	0-0	---	5-3	1-6	0-1	3-3
Sporting Kansas City	0-1	1-4	3-2	5-4	0-1	3-5	---	3-3	2-2	1-3
LA Galaxy	2-2	1-2	2-1	0-1	4-1	6-1	3-3	---	2-3	4-2
Montreal Impact	2-4	2-2	6-4	0-2	2-2	1-0	2-2	3-2	---	4-8
New England Revolution	4-2	2-0	3-5	2-4	0-5	3-3	3-1	2-4	8-4	---
New York City FC	8-4	5-1	9-7	2-2	6-5	2-0	1-3	1-0	4-2	3-4
New York Red Bulls	3-2	1-2	4-3	4-0	4-6	4-3	0-2	2-2	4-4	1-1
Orlando City SC	3-3	0-0	3-6	0-4	5-6	0-0	1-2	2-4	6-3	7-5
Philadelphia Union	4-7	1-1	7-4	0-2	6-2	0-1	2-0	2-2	3-7	7-0
Portland Timbers	1-1	1-1	2-1	3-8	0-2	4-5	3-1	2-3	1-1	1-1
Real Salt Lake	3-1	3-2	3-4	1-2	1-1	2-3	5-2	5-8	1-1	0-0
San Jose Earthquakes	0-1	2-2	0-2	2-3	1-1	5-4	2-4	3-5	1-3	0-0
Seattle Sounders FC	1-0	1-4	1-0	6-4	2-0	2-2	0-4	5-4	1-0	1-2
Toronto FC	6-3	0-1	4-1	1-0	6-3	1-1	0-1	1-0	4-3	5-2
Vancouver Whitecaps FC	2-1	5-7	3-1	3-2	0-4	2-1	2-5	0-2	2-3	1-2



MLS 2016 LEADERS

TEAM VS TEAM AGGREGATE GOALS										
TEAM	NYC	NYR	ORL	PHI	POR	RSL	SJ	SEA	TOR	VAN
Chicago Fire	4-8	2-3	3-3	7-4	1-1	1-3	1-0	0-1	3-6	1-2
Colorado Rapids	1-5	2-1	0-0	1-1	1-1	2-3	2-2	4-1	1-0	7-5
Columbus Crew SC	7-9	3-4	6-3	4-7	1-2	4-3	2-0	0-1	1-4	1-3
FC Dallas	2-2	0-4	4-0	2-0	8-3	2-1	3-2	4-6	0-1	2-3
D.C. United	5-6	6-4	6-5	2-6	2-0	1-1	1-1	0-2	3-6	4-0
Houston Dynamo	0-2	3-4	0-0	1-0	5-4	3-2	4-5	2-2	1-1	1-2
Sporting Kansas City	3-1	2-0	2-1	0-2	1-3	2-5	4-2	4-0	1-0	5-2
LA Galaxy	0-1	2-2	4-2	2-2	3-2	8-5	5-3	4-5	0-1	2-0
Montreal Impact	2-4	4-4	3-6	7-3	1-1	1-1	3-1	0-1	3-4	3-2
New England Revolution	4-3	1-1	5-7	0-7	1-1	0-0	0-0	2-1	2-5	2-1
New York City FC	---	3-11	3-5	3-4	2-1	2-3	0-0	2-0	3-3	3-2
New York Red Bulls	11-3	---	6-3	7-4	0-0	1-2	0-2	2-0	6-5	1-0
Orlando City SC	5-3	3-6	---	5-4	4-1	2-2	2-2	1-3	4-4	2-2
Philadelphia Union	4-3	4-7	4-5	---	1-2	1-2	1-1	1-2	2-4	2-3
Portland Timbers	1-2	0-0	1-4	2-1	---	5-4	5-3	8-6	2-1	6-8
Real Salt Lake	3-2	2-1	2-2	2-1	4-5	---	2-3	4-5	0-1	1-2
San Jose Earthquakes	0-0	2-0	2-2	1-1	3-5	3-2	---	1-3	2-1	2-1
Seattle Sounders FC	0-2	0-2	3-1	2-1	6-8	5-4	3-1	---	1-1	4-3
Toronto FC	3-3	5-6	4-4	4-2	1-2	1-0	1-2	1-1	---	3-4
Vancouver Whitecaps FC	2-3	0-1	2-2	3-2	8-6	2-1	1-2	3-4	4-3	---

TEAM GOALS SCORED IN INTERVALS									
TEAM	GP	G	1-15	16-30	31-45	46-60	61-75	76-90	OT
New York City FC	34	62	11	6	12	9	8	16	0
New York Red Bulls	34	61	4	11	11	18	11	6	0
Orlando City SC	34	55	11	3	6	7	11	17	0
LA Galaxy	34	54	10	5	9	7	9	14	0
D.C. United	34	53	2	10	13	5	5	18	0
Philadelphia Union	34	52	7	8	8	11	9	9	0
Toronto FC	34	51	4	9	12	6	6	14	0
FC Dallas	34	50	6	9	6	11	5	13	0
Columbus Crew SC	34	50	8	8	6	9	7	12	0
Montreal Impact	34	49	5	8	6	14	2	14	0
Portland Timbers	34	48	5	8	6	7	8	14	0
Vancouver Whitecaps FC	34	45	7	4	10	6	9	9	0
New England Revolution	34	44	8	8	7	7	6	8	0
Seattle Sounders FC	34	44	4	6	7	6	8	13	0
Real Salt Lake	34	44	3	6	5	9	13	8	0
Chicago Fire	34	42	6	8	8	7	5	8	0
Sporting Kansas City	34	42	4	9	5	9	7	8	0
Houston Dynamo	34	39	5	9	10	5	4	6	0
Colorado Rapids	34	39	3	3	5	11	6	11	0
San Jose Earthquakes	34	32	4	3	4	9	4	8	0

MLS 2016 LEADERS

TEAM GOALS ALLOWED INTERVALS									
TEAM	GP	G	1-15	16-30	31-45	46-60	61-75	76-90	OT
Colorado Rapids	34	32	3	3	4	7	5	10	0
LA Galaxy	34	39	4	4	5	6	10	10	0
Toronto FC	34	39	6	14	2	6	7	4	0
FC Dallas	34	40	7	9	6	4	7	7	0
San Jose Earthquakes	34	40	3	4	9	5	7	12	0
Sporting Kansas City	34	41	4	6	8	3	8	12	0
Seattle Sounders FC	34	43	5	10	7	4	6	11	0
New York Red Bulls	34	44	3	4	8	5	11	13	0
Houston Dynamo	34	45	6	7	1	11	8	12	0
Real Salt Lake	34	46	7	8	10	7	6	8	0
D.C. United	34	47	3	7	9	9	6	13	0
Vancouver Whitecaps FC	34	52	8	4	11	13	6	10	0
Montreal Impact	34	53	6	8	11	12	5	11	0
Portland Timbers	34	53	8	9	7	14	7	8	0
New England Revolution	34	54	8	7	9	13	3	14	0
Philadelphia Union	34	55	5	10	7	11	8	14	0
New York City FC	34	57	5	8	13	13	7	11	0
Chicago Fire	34	58	11	9	12	9	6	11	0
Columbus Crew SC	34	58	5	4	4	13	10	22	0
Orlando City SC	34	60	10	6	13	8	10	13	0

CONSECUTIVE MINUTES WITHOUT SCORING A GOAL			
TEAM	MIN	START	END
Vancouver Whitecaps FC	407	2016-07-16	2016-08-12
New England Revolution	374	2016-08-06	2016-09-03
Vancouver Whitecaps FC	372	2016-03-26	2016-04-23
LA Galaxy	371	2016-05-28	2016-06-25
FC Dallas	347	2016-04-17	2016-05-11
New York Red Bulls	337	2016-03-19	2016-04-16
Houston Dynamo	315	2016-07-08	2016-07-31
Sporting Kansas City	314	2016-05-01	2016-05-15
Real Salt Lake	310	2016-09-10	2016-10-01
Toronto FC	304	2016-05-18	2016-06-18

CONSECUTIVE MINUTES WITHOUT ALLOWING A GOAL			
TEAM	MIN	START	END
New York Red Bulls	472	2016-05-13	2016-06-22
Chicago Fire	412	2016-03-11	2016-04-16
Toronto FC	334	2016-07-23	2016-08-06
FC Dallas	321	2016-06-19	2016-07-13
LA Galaxy	311	2016-07-04	2016-07-23
New York Red Bulls	286	2016-08-21	2016-09-11
Portland Timbers	284	2016-06-26	2016-07-13
New York City FC	280	2016-06-18	2016-07-10
New England Revolution	274	2016-07-09	2016-07-31
Toronto FC	273	2016-04-09	2016-05-01

HOME GOAL-SCORING TOTALS							
TEAM	W	L	T	GF	AVG	GA	AVG
New York Red Bulls	13	2	2	36	2.12	17	1
New York City FC	8	3	6	35	2.06	28	1.65
Portland Timbers	12	3	2	35	2.06	21	1.24
D.C. United	9	4	4	35	2.06	18	1.06
FC Dallas	12	1	4	33	1.94	12	0.71
LA Galaxy	8	1	8	32	1.88	18	1.06
Orlando City SC	6	4	7	31	1.82	28	1.65
Montreal Impact	7	5	5	31	1.82	29	1.71
Columbus Crew SC	6	3	8	31	1.82	25	1.47
Philadelphia Union	8	5	4	30	1.76	24	1.41
Sporting Kansas City	10	4	3	30	1.76	19	1.12
Vancouver Whitecaps FC	6	5	6	28	1.65	22	1.29
Toronto FC	8	3	6	28	1.65	17	1
Chicago Fire	6	3	8	26	1.53	21	1.24
New England Revolution	9	4	4	26	1.53	19	1.12
Houston Dynamo	5	5	7	23	1.35	21	1.24
Seattle Sounders FC	10	5	2	22	1.29	12	0.71
Real Salt Lake	8	1	8	22	1.29	14	0.82
Colorado Rapids	11	0	6	20	1.18	7	0.41
San Jose Earthquakes	7	3	7	18	1.06	12	0.71



MLS 2016 LEADERS

ROAD GOAL-SCORING TOTALS							
TEAM	W	L	T	GF	AVG	GA	AVG
New York City FC	15	10	9	29	0.85	26	0.76
New York Red Bulls	16	9	9	26	0.76	15	0.44
Toronto FC	14	9	11	25	0.74	22	0.65
D.C. United	11	10	13	25	0.74	19	0.56
LA Galaxy	12	6	16	24	0.71	13	0.38
Houston Dynamo	7	14	13	24	0.71	14	0.41
New England Revolution	11	14	9	23	0.68	24	0.71
Philadelphia Union	11	14	9	23	0.68	22	0.65
Columbus Crew SC	8	14	12	22	0.65	13	0.38
Chicago Fire	7	17	10	22	0.65	32	0.94
Vancouver Whitecaps FC	10	15	9	21	0.62	23	0.68
FC Dallas	17	8	9	21	0.62	22	0.65
Orlando City SC	9	11	14	20	0.59	29	0.85
Montreal Impact	11	11	12	19	0.56	25	0.74
Portland Timbers	12	14	8	19	0.56	24	0.71
Sporting Kansas City	13	13	8	18	0.53	18	0.53
Seattle Sounders FC	14	14	6	17	0.5	22	0.65
Real Salt Lake	12	12	10	14	0.41	25	0.74
San Jose Earthquakes	8	12	14	11	0.32	16	0.47
Colorado Rapids	15	6	13	11	0.32	10	0.29

FIRST-HALF GOAL-SCORING TOTALS							
TEAM	W	L	T	GF	AVG	GA	AVG
Orlando City SC	9	11	14	35	1.03	31	0.91
New York Red Bulls	16	9	9	35	1.03	29	0.85
New York City FC	15	10	9	33	0.97	31	0.91
Montreal Impact	11	11	12	30	0.88	28	0.82
LA Galaxy	12	6	16	30	0.88	26	0.76
Real Salt Lake	12	12	10	30	0.88	21	0.62
Philadelphia Union	11	14	9	29	0.85	33	0.97
FC Dallas	17	8	9	29	0.85	18	0.53
Portland Timbers	12	14	8	29	0.85	29	0.85
Colorado Rapids	15	6	13	28	0.82	22	0.65
Columbus Crew SC	8	14	12	28	0.82	45	1.32
D.C. United	11	10	13	28	0.82	28	0.82
Seattle Sounders FC	14	14	6	27	0.79	21	0.62
Toronto FC	14	9	11	26	0.76	17	0.5
Vancouver Whitecaps FC	10	15	9	24	0.71	29	0.85
Sporting Kansas City	13	13	8	24	0.71	23	0.68
New England Revolution	11	14	9	21	0.62	30	0.88
San Jose Earthquakes	8	12	14	21	0.62	24	0.71
Chicago Fire	7	17	10	20	0.59	26	0.76
Houston Dynamo	7	14	13	15	0.44	31	0.91

MLS 2016 LEADERS

SECOND-HALF GOAL-SCORING TOTALS							
TEAM	W	L	T	GF	AVG	GA	AVG
Orlando City SC	9	11	14	35	1.03	31	0.91
New York Red Bulls	16	9	9	35	1.03	29	0.85
New York City FC	15	10	9	33	0.97	31	0.91
Montreal Impact	11	11	12	30	0.88	28	0.82
LA Galaxy	12	6	16	30	0.88	26	0.76
Real Salt Lake	12	12	10	30	0.88	21	0.62
Philadelphia Union	11	14	9	29	0.85	33	0.97
FC Dallas	17	8	9	29	0.85	18	0.53
Portland Timbers	12	14	8	29	0.85	29	0.85
Colorado Rapids	15	6	13	28	0.82	22	0.65
Columbus Crew SC	8	14	12	28	0.82	45	1.32
D.C. United	11	10	13	28	0.82	28	0.82
Seattle Sounders FC	14	14	6	27	0.79	21	0.62
Toronto FC	14	9	11	26	0.76	17	0.5
Vancouver Whitecaps FC	10	15	9	24	0.71	29	0.85
Sporting Kansas City	13	13	8	24	0.71	23	0.68
New England Revolution	11	14	9	21	0.62	30	0.88
San Jose Earthquakes	8	12	14	21	0.62	24	0.71
Chicago Fire	7	17	10	20	0.59	26	0.76
Houston Dynamo	7	14	13	15	0.44	31	0.91

TOTAL TEAM SHOTS						
TEAM	W	L	T	1ST	2nd/OT	TOT
Sporting Kansas City	13	13	8	145	178	323
FC Dallas	17	8	9	161	169	330
Toronto FC	14	9	11	190	193	383
New York Red Bulls	16	9	9	143	256	399
San Jose Earthquakes	8	12	14	178	233	411
Colorado Rapids	15	6	13	175	244	419
Columbus Crew SC	8	14	12	183	244	427
Real Salt Lake	12	12	10	207	220	427
Seattle Sounders FC	14	14	6	217	213	430
Philadelphia Union	11	14	9	192	251	443
Houston Dynamo	7	14	13	185	259	444
New England Revolution	11	14	9	206	241	447
D.C. United	11	10	13	178	274	452
New York City FC	15	10	9	220	235	455
Montreal Impact	11	11	12	182	281	463
Orlando City SC	9	11	14	216	259	475
Portland Timbers	12	14	8	210	282	492
Chicago Fire	7	17	10	229	275	504
Vancouver Whitecaps FC	10	15	9	263	250	513
LA Galaxy	12	6	16	234	289	523



MLS 2016 LEADERS

TEAM TOTAL SHOTS						
TEAM	W	L	T	1ST	2nd/OT	TOT
Sporting Kansas City	14	11	9	165	186	351
Houston Dynamo	11	14	9	174	199	373
FC Dallas	18	10	6	169	216	385
Vancouver Whitecaps FC	16	13	5	168	218	386
Chicago Fire	8	20	6	196	199	395
LA Galaxy	14	11	9	166	229	395
New England Revolution	14	12	8	177	218	395
New York Red Bulls	18	10	6	163	236	399
San Jose Earthquakes	13	13	8	183	216	399
Portland Timbers	15	11	8	204	201	405
Toronto FC	15	15	4	195	215	410
Colorado Rapids	9	15	10	201	210	411
Philadelphia Union	10	17	7	180	233	413
Montreal Impact	15	13	6	191	234	425
Columbus Crew SC	15	11	8	213	220	433
Orlando City SC	12	14	8	221	213	434
Real Salt Lake	11	15	8	205	242	447
Seattle Sounders FC	15	13	6	224	240	464
D.C. United	15	13	6	222	270	492
New York City FC	10	17	7	232	272	504



MLS 2016 LEADERS

RECORD WHEN SCORING FIRST GOAL

TEAM	W	L	T	PCT
FC Dallas	13	0	2	0.933
Toronto FC	13	1	1	0.9
San Jose Earthquakes	8	0	3	0.864
Sporting Kansas City	11	1	2	0.857
Colorado Rapids	15	1	5	0.833
New York City FC	13	1	7	0.786
New York Red Bulls	13	1	8	0.773
New England Revolution	10	2	3	0.767
Seattle Sounders FC	11	3	1	0.767
Portland Timbers	11	2	4	0.765
D.C. United	10	2	5	0.735
Vancouver Whitecaps FC	7	2	2	0.727
LA Galaxy	8	2	5	0.7
Philadelphia Union	9	3	5	0.676
Real Salt Lake	6	2	4	0.667
Chicago Fire	7	3	2	0.667
Montreal Impact	8	3	5	0.656
Columbus Crew SC	7	3	7	0.618
Houston Dynamo	7	4	6	0.588
Orlando City SC	6	4	4	0.571

RECORD WHEN LEADING AT THE HALF

TEAM	W	L	T	PCT
Toronto FC	10	0	0	1
FC Dallas	9	0	1	0.95
Sporting Kansas City	7	0	1	0.938
Vancouver Whitecaps FC	8	0	2	0.9
New York City FC	11	0	3	0.893
LA Galaxy	7	0	2	0.889
Colorado Rapids	7	0	2	0.889
Seattle Sounders FC	7	1	0	0.875
Orlando City SC	6	1	1	0.813
Real Salt Lake	3	0	2	0.8
San Jose Earthquakes	3	0	2	0.8
Philadelphia Union	6	1	3	0.75
New York Red Bulls	8	1	5	0.75
New England Revolution	7	2	1	0.75
Portland Timbers	7	2	1	0.75
D.C. United	8	2	3	0.731
Columbus Crew SC	7	1	5	0.731
Montreal Impact	3	0	4	0.714
Chicago Fire	4	1	4	0.667
Houston Dynamo	5	3	4	0.583

RECORD WHEN ALLOWING FIRST GOAL

TEAM	W	L	T	PCT
LA Galaxy	4	4	6	0.5
Real Salt Lake	6	10	3	0.395
Orlando City SC	3	7	7	0.382
FC Dallas	4	8	4	0.375
Montreal Impact	3	8	6	0.353
Toronto FC	1	8	8	0.294
Seattle Sounders FC	3	11	4	0.278
New York Red Bulls	3	8	0	0.273
D.C. United	1	8	6	0.267
Vancouver Whitecaps FC	3	13	3	0.237
Philadelphia Union	2	11	4	0.235
Colorado Rapids	0	5	4	0.222
Sporting Kansas City	2	12	4	0.222
New York City FC	2	9	0	0.182
San Jose Earthquakes	0	12	6	0.167
New England Revolution	1	12	3	0.156
Chicago Fire	0	14	6	0.15
Columbus Crew SC	1	11	2	0.143
Portland Timbers	1	12	2	0.133
Houston Dynamo	0	10	3	0.115

RECORD WHEN TRAILING AT THE HALF

TEAM	W	L	T	PCT
LA Galaxy	1	2	1	0.375
FC Dallas	3	6	2	0.364
New York Red Bulls	2	5	1	0.313
Montreal Impact	2	7	4	0.308
Colorado Rapids	0	3	4	0.286
Real Salt Lake	2	8	4	0.286
Toronto FC	0	4	5	0.278
Orlando City SC	1	7	5	0.269
Sporting Kansas City	1	6	2	0.222
D.C. United	0	5	4	0.222
Vancouver Whitecaps FC	1	9	2	0.167
Houston Dynamo	0	4	2	0.167
San Jose Earthquakes	0	7	3	0.15
Portland Timbers	1	9	1	0.136
New York City FC	1	8	0	0.111
Seattle Sounders FC	0	10	2	0.083
Columbus Crew SC	0	5	1	0.083
Chicago Fire	0	12	2	0.071
Philadelphia Union	0	8	1	0.056
New England Revolution	0	8	0	0



MLS 2016 LEADERS

RECORD IN ONE-GOAL GAMES												
TEAM	REGULATION-OT				SHOOTOUT				BOTH			
	W	L	T	PCT	W	L	T	PCT	W	L	T	PCT
Colorado Rapids	13	4	0	0.765	0	0	0	---	13	4	0	0.765
New York Red Bulls	8	3	0	0.727	0	0	0	---	8	3	0	0.727
Montreal Impact	7	3	0	0.7	0	0	0	---	7	3	0	0.7
New York City FC	7	4	0	0.636	0	0	0	---	7	4	0	0.636
FC Dallas	5	3	0	0.625	0	0	0	---	5	3	0	0.625
Seattle Sounders FC	8	7	0	0.533	0	0	0	---	8	7	0	0.533
Real Salt Lake	10	9	0	0.526	0	0	0	---	10	9	0	0.526
San Jose Earthquakes	6	6	0	0.5	0	0	0	---	6	6	0	0.5
Toronto FC	8	8	0	0.5	0	0	0	---	8	8	0	0.5
New England Revolution	4	4	0	0.5	0	0	0	---	4	4	0	0.5
LA Galaxy	5	5	0	0.5	0	0	0	---	5	5	0	0.5
Portland Timbers	7	7	0	0.5	0	0	0	---	7	7	0	0.5
Sporting Kansas City	7	8	0	0.467	0	0	0	---	7	8	0	0.467
Orlando City SC	4	5	0	0.444	0	0	0	---	4	5	0	0.444
Philadelphia Union	6	8	0	0.429	0	0	0	---	6	8	0	0.429
D.C. United	2	3	0	0.4	0	0	0	---	2	3	0	0.4
Vancouver Whitecaps FC	6	9	0	0.4	0	0	0	---	6	9	0	0.4
Chicago Fire	5	11	0	0.313	0	0	0	---	5	11	0	0.313
Houston Dynamo	4	10	0	0.286	0	0	0	---	4	10	0	0.286
Columbus Crew SC	3	8	0	0.273	0	0	0	---	3	8	0	0.273

TEAM WINNING STREAK LEADERS							
TEAM	#	START	STOP	TEAM	#	START	STOP
Colorado Rapids	3	2016-04-13	2016-04-23	Philadelphia Union	2	2016-03-12	2016-03-20
Colorado Rapids	2	2016-05-07	2016-05-11	Philadelphia Union	2	2016-08-24	2016-08-27
Colorado Rapids	3	2016-10-01	2016-10-13	Portland Timbers	2	2016-09-10	2016-09-17
Columbus Crew SC	2	2016-04-16	2016-04-23	Real Salt Lake	3	2016-04-02	2016-04-16
Columbus Crew SC	2	2016-09-17	2016-09-25	Real Salt Lake	2	2016-08-20	2016-08-26
FC Dallas	2	2016-03-19	2016-03-26	San Jose Earthquakes	2	2016-03-06	2016-03-13
FC Dallas	2	2016-04-13	2016-04-17	Seattle Sounders FC	2	2016-04-30	2016-05-07
FC Dallas	3	2016-05-11	2016-05-21	Seattle Sounders FC	3	2016-08-07	2016-08-21
FC Dallas	3	2016-06-25	2016-07-08	Seattle Sounders FC	4	2016-09-17	2016-10-02
FC Dallas	2	2016-08-27	2016-09-03	Toronto FC	2	2016-04-16	2016-04-23
FC Dallas	2	2016-10-01	2016-10-16	Toronto FC	4	2016-07-23	2016-08-06
D.C. United	4	2016-09-24	2016-10-16	Toronto FC	2	2016-08-20	2016-08-24
Houston Dynamo	2	2016-09-17	2016-09-24	Vancouver Whitecaps FC	2	2016-03-19	2016-03-26
Sporting Kansas City	3	2016-03-06	2016-03-20	Vancouver Whitecaps FC	3	2016-05-07	2016-05-14
Sporting Kansas City	2	2016-07-03	2016-07-10				
Sporting Kansas City	2	2016-07-24	2016-07-31				
LA Galaxy	2	2016-04-15	2016-04-23				
LA Galaxy	4	2016-07-04	2016-07-23				
Montreal Impact	2	2016-03-06	2016-03-12				
Montreal Impact	2	2016-04-09	2016-04-16				
Montreal Impact	2	2016-09-28	2016-10-02				
New England Revolution	2	2016-05-28	2016-06-18				
New England Revolution	3	2016-09-03	2016-09-17				
New York City FC	3	2016-04-30	2016-05-15				
New York City FC	4	2016-06-18	2016-07-06				
New York City FC	2	2016-09-23	2016-09-30				
New York Red Bulls	2	2016-04-24	2016-04-29				
New York Red Bulls	4	2016-05-18	2016-06-19				
New York Red Bulls	2	2016-08-28	2016-09-03				
New York Red Bulls	4	2016-09-24					
Orlando City SC	2	2016-03-18	2016-04-03				
Orlando City SC	2	2016-08-28	2016-09-07				
Orlando City SC	2	2016-10-16					

MLS 2016 LEADERS

TEAM UNDEFEATED STREAK LEADERS

TEAM	#	START	STOP	TEAM	#	START	STOP
Chicago Fire	4	2016-03-11	2016-04-10	New York City FC	2	2016-03-06	2016-03-13
Chicago Fire	2	2016-05-21	2016-05-28	New York City FC	2	2016-03-26	2016-04-10
Chicago Fire	3	2016-08-14	2016-08-24	New York City FC	5	2016-04-27	2016-05-18
Chicago Fire	2	2016-10-13	2016-10-16	New York City FC	4	2016-06-18	2016-07-06
Colorado Rapids	3	2016-03-12	2016-04-02	New York City FC	4	2016-07-30	2016-08-20
Colorado Rapids	15	2016-04-13	2016-07-23	New York City FC	3	2016-09-17	2016-09-30
Colorado Rapids	3	2016-08-06	2016-08-20	New York Red Bulls	3	2016-04-24	2016-05-06
Colorado Rapids	6	2016-09-10	2016-10-13	New York Red Bulls	4	2016-05-18	2016-06-19
Columbus Crew SC	2	2016-03-19	2016-04-02	New York Red Bulls	16	2016-07-10	
Columbus Crew SC	2	2016-04-16	2016-04-23	Orlando City SC	4	2016-03-06	2016-04-03
Columbus Crew SC	4	2016-05-07	2016-05-28	Orlando City SC	2	2016-04-30	2016-05-06
Columbus Crew SC	2	2016-06-18	2016-06-25	Orlando City SC	5	2016-05-21	2016-06-25
Columbus Crew SC	3	2016-07-13	2016-07-23	Orlando City SC	3	2016-07-16	2016-07-31
Columbus Crew SC	2	2016-08-13	2016-08-20	Orlando City SC	2	2016-08-14	2016-08-20
Columbus Crew SC	2	2016-09-17	2016-09-25	Orlando City SC	2	2016-08-28	2016-09-07
Columbus Crew SC	2	2016-10-01	2016-10-13	Orlando City SC	2	2016-10-16	
FC Dallas	6	2016-03-19	2016-04-17	Philadelphia Union	2	2016-03-12	2016-03-20
FC Dallas	5	2016-05-11	2016-06-02	Philadelphia Union	8	2016-04-23	2016-06-01
FC Dallas	3	2016-06-25	2016-07-08	Philadelphia Union	2	2016-07-09	2016-07-17
FC Dallas	4	2016-07-16	2016-08-13	Philadelphia Union	2	2016-08-06	2016-08-13
FC Dallas	2	2016-08-27	2016-09-03	Philadelphia Union	2	2016-08-24	2016-08-27
FC Dallas	5	2016-09-17		Portland Timbers	3	2016-04-16	2016-05-01
D.C. United	2	2016-03-12	2016-03-20	Portland Timbers	9	2016-05-22	2016-07-17
D.C. United	2	2016-04-02	2016-04-09	Portland Timbers	2	2016-09-10	2016-09-17
D.C. United	2	2016-04-23	2016-04-30	Real Salt Lake	6	2016-03-06	2016-04-16
D.C. United	3	2016-06-18	2016-07-01	Real Salt Lake	3	2016-06-02	2016-06-22
D.C. United	6	2016-07-31	2016-08-27	Real Salt Lake	2	2016-07-01	2016-07-09
D.C. United	6	2016-09-11	2016-10-16	Real Salt Lake	3	2016-07-16	2016-07-31
Houston Dynamo	2	2016-03-06	2016-03-12	Real Salt Lake	3	2016-08-20	2016-09-07
Houston Dynamo	3	2016-05-28	2016-06-18	San Jose Earthquakes	2	2016-03-06	2016-03-13
Houston Dynamo	2	2016-07-02	2016-07-08	San Jose Earthquakes	3	2016-04-02	2016-04-13
Houston Dynamo	2	2016-07-23	2016-07-31	San Jose Earthquakes	2	2016-04-24	2016-04-30
Houston Dynamo	3	2016-08-14	2016-08-24	San Jose Earthquakes	3	2016-05-11	2016-05-28
Houston Dynamo	3	2016-09-09	2016-09-24	San Jose Earthquakes	2	2016-06-18	2016-06-25
Sporting Kansas City	3	2016-03-06	2016-03-20	San Jose Earthquakes	5	2016-07-16	2016-08-12
Sporting Kansas City	2	2016-04-27	2016-05-01	San Jose Earthquakes	2	2016-09-10	2016-09-17
Sporting Kansas City	5	2016-06-02	2016-07-10	Seattle Sounders FC	3	2016-04-02	2016-04-16
Sporting Kansas City	2	2016-07-24	2016-07-31	Seattle Sounders FC	2	2016-04-30	2016-05-07
Sporting Kansas City	2	2016-08-13	2016-08-20	Seattle Sounders FC	5	2016-07-31	2016-08-24
Sporting Kansas City	3	2016-09-09	2016-09-24	Seattle Sounders FC	6	2016-09-10	2016-10-12
Sporting Kansas City	2	2016-10-16		Toronto FC	2	2016-03-06	2016-03-13
LA Galaxy	9	2016-03-19	2016-05-22	Toronto FC	3	2016-04-09	2016-04-23
LA Galaxy	9	2016-06-22	2016-08-13	Toronto FC	2	2016-05-18	2016-05-21
LA Galaxy	6	2016-08-24	2016-09-18	Toronto FC	3	2016-07-02	2016-07-13
LA Galaxy	2	2016-10-16		Toronto FC	7	2016-07-23	2016-08-24
Montreal Impact	2	2016-03-06	2016-03-12	Toronto FC	4	2016-09-10	2016-09-28
Montreal Impact	2	2016-04-09	2016-04-16	Toronto FC	2	2016-10-16	
Montreal Impact	4	2016-04-27	2016-05-14	Vancouver Whitecaps FC	3	2016-03-19	2016-04-02
Montreal Impact	6	2016-05-28	2016-07-13	Vancouver Whitecaps FC	2	2016-04-23	2016-04-27
Montreal Impact	3	2016-07-23	2016-08-06	Vancouver Whitecaps FC	3	2016-05-07	2016-05-14
Montreal Impact	2	2016-08-24	2016-08-27	Vancouver Whitecaps FC	4	2016-07-09	2016-07-23
Montreal Impact	3	2016-09-28	2016-10-16	Vancouver Whitecaps FC	2	2016-10-16	
New England Revolution	2	2016-03-06	2016-03-12				
New England Revolution	4	2016-03-26	2016-04-17				
New England Revolution	2	2016-04-27	2016-04-30				
New England Revolution	2	2016-05-28	2016-06-18				
New England Revolution	3	2016-07-09	2016-07-23				
New England Revolution	3	2016-09-03	2016-09-17				



MLS 2016 LEADERS

TEAM LOSING STREAK LEADERS

TEAM	#	START	STOP	TEAM	#	START	STOP
Chicago Fire	3	2016-05-11	2016-05-18	New York Red Bulls	2	2016-03-06	2016-03-12
Chicago Fire	2	2016-06-18	2016-06-22	New York Red Bulls	4	2016-04-01	2016-04-16
Chicago Fire	2	2016-07-16	2016-07-23	Orlando City SC	3	2016-09-11	2016-09-24
Chicago Fire	3	2016-09-23	2016-10-01	Philadelphia Union	2	2016-06-25	2016-07-02
Colorado Rapids	2	2016-08-26	2016-09-03	Philadelphia Union	2	2016-07-23	2016-07-31
Columbus Crew SC	2	2016-03-06	2016-03-12	Philadelphia Union	3	2016-10-01	
Columbus Crew SC	2	2016-07-03	2016-07-09	Portland Timbers	3	2016-05-07	2016-05-15
Columbus Crew SC	2	2016-09-03	2016-09-10	Portland Timbers	2	2016-07-23	2016-07-31
Columbus Crew SC	2	2016-10-16		Portland Timbers	2	2016-08-13	2016-08-21
FC Dallas	3	2016-04-23	2016-05-07	Portland Timbers	2	2016-09-24	2016-10-01
Houston Dynamo	2	2016-03-19	2016-03-26	Real Salt Lake	2	2016-05-07	2016-05-15
Houston Dynamo	3	2016-04-15	2016-04-30	Real Salt Lake	2	2016-09-10	2016-09-17
Houston Dynamo	2	2016-09-30	2016-10-08	San Jose Earthquakes	2	2016-07-01	2016-07-08
Sporting Kansas City	3	2016-04-13	2016-04-24	San Jose Earthquakes	2	2016-09-24	2016-09-28
Sporting Kansas City	2	2016-05-07	2016-05-11	Seattle Sounders FC	3	2016-03-06	2016-03-19
Sporting Kansas City	2	2016-05-21	2016-05-27	Seattle Sounders FC	3	2016-05-14	2016-05-28
Sporting Kansas City	2	2016-07-13	2016-07-16	Seattle Sounders FC	2	2016-06-19	2016-06-25
LA Galaxy	2	2016-09-25	2016-10-01	Seattle Sounders FC	2	2016-07-17	2016-07-24
Montreal Impact	2	2016-03-19	2016-04-02	Toronto FC	2	2016-03-20	2016-04-02
Montreal Impact	2	2016-08-13	2016-08-20	Vancouver Whitecaps FC	2	2016-03-06	2016-03-12
Montreal Impact	2	2016-09-17	2016-09-24	Vancouver Whitecaps FC	2	2016-04-09	2016-04-16
New England Revolution	3	2016-06-25	2016-07-06	Vancouver Whitecaps FC	4	2016-07-31	2016-08-20
New England Revolution	4	2016-07-31	2016-08-20				
New York City FC	2	2016-04-16	2016-04-23				

TEAM HOME WINNING STREAK LEADERS

TEAM	#	START	STOP	TEAM	#	START	STOP
Chicago Fire	2	2016-07-01	2016-07-13	New York Red Bulls	4	2016-07-13	2016-08-28
Colorado Rapids	6	2016-03-12	2016-05-11	New York Red Bulls	3	2016-09-24	
Colorado Rapids	2	2016-10-01	2016-10-13	Philadelphia Union	3	2016-03-20	2016-04-23
Columbus Crew SC	2	2016-04-16	2016-04-23	Philadelphia Union	3	2016-05-20	2016-06-22
Columbus Crew SC	2	2016-09-25		Portland Timbers	2	2016-04-16	2016-05-01
FC Dallas	2	2016-03-06	2016-03-19	Portland Timbers	3	2016-05-22	2016-06-26
FC Dallas	3	2016-04-17	2016-05-14	Portland Timbers	5	2016-08-07	
FC Dallas	4	2016-06-25	2016-07-31	Real Salt Lake	4	2016-03-12	2016-04-30
FC Dallas	2	2016-10-01		Real Salt Lake	3	2016-08-06	2016-08-26
D.C. United	4	2016-08-27		San Jose Earthquakes	2	2016-03-06	2016-03-13
Houston Dynamo	2	2016-05-07	2016-05-15	San Jose Earthquakes	3	2016-04-13	2016-05-11
Sporting Kansas City	2	2016-03-12	2016-03-20	Seattle Sounders FC	4	2016-04-02	2016-05-07
Sporting Kansas City	6	2016-06-19	2016-08-20	Seattle Sounders FC	4	2016-08-14	2016-09-28
LA Galaxy	2	2016-03-06	2016-03-19	Toronto FC	5	2016-07-09	2016-08-06
LA Galaxy	2	2016-04-23	2016-05-08	Vancouver Whitecaps FC	2	2016-05-07	2016-05-11
LA Galaxy	2	2016-07-04	2016-07-15	Seattle Sounders FC	2	04-04-2015	26-04-2015
LA Galaxy	2	2016-09-03	2016-09-11	Seattle Sounders FC	3	27-05-2015	13-06-2015
Montreal Impact	2	2016-03-12	2016-04-09	Seattle Sounders FC	3	16-08-2015	05-09-2015
Montreal Impact	2	2016-07-23	2016-08-06	Toronto FC	2	23-05-2015	30-05-2015
New England Revolution	2	2016-07-09	2016-07-23	Toronto FC	2	18-07-2015	05-08-2015
New England Revolution	4	2016-09-03		Toronto FC	2	22-08-2015	29-08-2015
New York City FC	5	2016-06-18	2016-09-01	Toronto FC	4	19-09-2015	14-10-2015
New York City FC	2	2016-09-23		Vancouver Whitecaps FC	2	28-03-2015	04-04-2015
New York Red Bulls	5	2016-04-24	2016-06-19	Vancouver Whitecaps FC	4	26-07-2015	09-09-2015

MLS 2016 LEADERS

TEAM HOME UNDEFEATED STREAK LEADER

TEAM	#	START	STOP
Chicago Fire	2	2016-03-19	2016-04-02
Chicago Fire	9	2016-04-30	2016-09-03
Chicago Fire	3	2016-09-16	
Colorado Rapids	17	2016-03-12	
Columbus Crew SC	11	2016-04-16	2016-08-13
Columbus Crew SC	2	2016-09-25	
FC Dallas	14	2016-03-06	2016-09-03
FC Dallas	2	2016-10-01	
D.C. United	9	2016-06-25	
Houston Dynamo	3	2016-03-06	2016-04-10
Houston Dynamo	8	2016-05-07	2016-08-24
Sporting Kansas City	2	2016-03-12	2016-03-20
Sporting Kansas City	2	2016-05-01	2016-05-15
Sporting Kansas City	9	2016-06-19	
LA Galaxy	15	2016-03-06	2016-09-11
Montreal Impact	2	2016-03-12	2016-04-09
Montreal Impact	5	2016-04-30	2016-07-02
Montreal Impact	2	2016-07-23	2016-08-06
Montreal Impact	2	2016-09-28	
New England Revolution	6	2016-03-12	2016-05-14
New England Revolution	2	2016-07-09	2016-07-23
New England Revolution	4	2016-09-03	
New York City FC	4	2016-03-26	2016-04-30
New York City FC	8	2016-06-18	
New York Red Bulls	14	2016-04-24	
Orlando City SC	11	2016-03-06	2016-07-31
Philadelphia Union	8	2016-03-20	2016-06-22
Philadelphia Union	2	2016-07-09	2016-07-17
Philadelphia Union	2	2016-08-27	2016-09-10
Portland Timbers	2	2016-03-06	2016-03-19
Portland Timbers	2	2016-04-16	2016-05-01
Portland Timbers	5	2016-05-22	2016-07-17
Portland Timbers	5	2016-08-07	
Real Salt Lake	14	2016-03-12	2016-09-07
Real Salt Lake	2	2016-09-24	
San Jose Earthquakes	8	2016-03-06	2016-06-25
San Jose Earthquakes	2	2016-07-16	2016-08-05
San Jose Earthquakes	2	2016-08-24	2016-09-10
San Jose Earthquakes	2	2016-10-01	
Seattle Sounders FC	4	2016-04-02	2016-05-07
Seattle Sounders FC	8	2016-07-13	
Toronto FC	9	2016-05-18	2016-08-06
Toronto FC	3	2016-09-18	2016-09-28
Vancouver Whitecaps FC	7	2016-03-26	2016-05-28
Vancouver Whitecaps FC	3	2016-07-09	2016-07-16
Seattle Sounders FC	5	16-08-2015	
Toronto FC	2	23-05-2015	30-05-2015
Toronto FC	4	24-06-2015	05-08-2015
Toronto FC	2	22-08-2015	29-08-2015
Toronto FC	4	19-09-2015	14-10-2015
Vancouver Whitecaps FC	3	28-03-2015	08-04-2015
Vancouver Whitecaps FC	4	26-07-2015	09-09-2015
Vancouver Whitecaps FC	2	07-10-2015	

TEAM HOME LOSING STREAK LEADERS

TEAM	#	START	STOP
Houston Dynamo	3	2016-09-30	
Sporting Kansas City	2	2016-04-02	2016-04-13
Sporting Kansas City	2	2016-05-21	2016-05-27
Montreal Impact	2	2016-09-07	2016-09-17
New England Revolution	2	2016-08-13	2016-08-20
Orlando City SC	2	2016-08-07	2016-08-24
Orlando City SC	2	2016-09-17	2016-10-02
Philadelphia Union	2	2016-07-31	2016-08-20
Philadelphia Union	2	2016-10-16	
Seattle Sounders FC	2	2016-03-06	2016-03-19
Seattle Sounders FC	3	2016-05-21	2016-07-09
Vancouver Whitecaps FC	2	2016-08-12	2016-09-03
Philadelphia Union	2	19-04-2015	02-05-2015
Philadelphia Union	2	29-08-2015	12-09-2015
Portland Timbers	2	20-09-2015	03-10-2015
Real Salt Lake	2	14-10-2015	
Seattle Sounders FC	2	18-07-2015	01-08-2015
Vancouver Whitecaps FC	2	19-09-2015	26-09-2015

TEAM ROAD WINNING STREAK LEADERS

TEAM	#	START	STOP
FC Dallas	2	2016-03-26	2016-04-13
Sporting Kansas City	2	2016-03-06	2016-04-09
LA Galaxy	2	2016-07-09	2016-07-23
New York City FC	2	2016-05-08	2016-05-15
New York City FC	2	2016-06-25	2016-07-06
Philadelphia Union	2	2016-08-13	2016-08-24
Seattle Sounders FC	2	2016-09-25	2016-10-02
Toronto FC	2	2016-04-16	2016-04-23
Toronto FC	3	2016-08-20	2016-09-10

OWN GOALS RECEIVED

DATE	REC	TM	OFF	TM	MIN	PLAYER
2016-03-12	HOU	5	vs DAL	0	13	Matt Hedges
2016-04-09	DAL	2	vs SJ	2	62	Victor Bernardez
2016-04-10	LA	1	vs POR	1	84	Nat Borchers
2016-04-23	VAN	3	vs DAL	0	35	Maynor Figueroa
2016-04-24	ORL	2	at NYR	3	84	Karl Ouimette
2016-04-27	NE	1	vs POR	1	89	Jermaine Taylor
2016-05-15	ORL	1	at KC	2	67	Jimmy Medranda
2016-05-21	RSL	3	at KC	1	47+	Brad Davis
2016-05-22	LA	1	vs SJ	1	83	Marvell Wynne
2016-05-28	CLB	4	vs RSL	3	20	Justen Glad
2016-06-02	RSL	3	at NYC	2	74	Frederic Brillant
2016-06-18	PHI	2	at NYC	3	88	Frederic Brillant
2016-06-22	PHI	4	vs CHI	3	11	Jonathan Campbell
2016-07-09	NE	3	vs CLB	1	34	Wii Trapp
2016-07-13	VAN	2	vs RSL	0	34	Justen Glad
2016-07-31	NYR	2	at CHI	2	16	Matt Polster
2016-09-03	CHI	3	vs PHI	0	22	Roland Alberg
2016-09-10	VAN	3	at CLB	1	13	Gaston Sauro
2016-09-17	CLB	4	at ORL	1	22	Seb Hines
2016-09-18	NYR	3	at TOR	3	12	Steven Beitashour
2016-09-25	SEA	4	at LA	2	35	Jelle Van Damme
2016-10-01	NE	3	vs KC	1	75	Kevin Ellis
2016-10-13	CHI	2	vs CLB	2	53	Michael Parkhurst



MLS 2016 LEADERS

TEAM ROAD UNDEFEATED STREAK LEADERS				
TEAM	#	START	STOP	
Chicago Fire	2	2016-03-11	2016-04-10	
Colorado Rapids	6	2016-04-13	2016-07-09	
Colorado Rapids	3	2016-09-10	2016-10-08	
Columbus Crew SC	2	2016-03-19	2016-04-02	
FC Dallas	2	2016-03-26	2016-04-13	
FC Dallas	2	2016-05-21	2016-05-28	
FC Dallas	4	2016-08-27		
D.C. United	3	2016-03-12	2016-04-30	
D.C. United	3	2016-05-27	2016-07-01	
D.C. United	3	2016-09-11	2016-10-01	
Houston Dynamo	2	2016-05-28	2016-06-02	
Houston Dynamo	5	2016-08-19		
Sporting Kansas City	2	2016-03-06	2016-04-09	
Sporting Kansas City	2	2016-06-02	2016-06-25	
LA Galaxy	4	2016-04-02	2016-05-11	
LA Galaxy	4	2016-06-25	2016-07-31	
LA Galaxy	3	2016-08-24	2016-09-18	
Montreal Impact	3	2016-04-16	2016-05-07	
Montreal Impact	4	2016-06-18	2016-07-31	
Montreal Impact	2	2016-08-27	2016-09-10	
New England Revolution	2	2016-03-26	2016-04-17	
New York City FC	5	2016-05-08	2016-07-06	
New York City FC	2	2016-08-05	2016-08-13	
New York Red Bulls	7	2016-07-17		
Orlando City SC	5	2016-07-16	2016-09-07	
Orlando City SC	2	2016-09-28		
Philadelphia Union	3	2016-05-14	2016-05-28	
Philadelphia Union	3	2016-08-06	2016-08-24	
Portland Timbers	2	2016-04-10	2016-04-27	
Portland Timbers	4	2016-05-28	2016-07-10	
Real Salt Lake	3	2016-03-06	2016-04-02	
San Jose Earthquakes	3	2016-07-22	2016-08-12	
Seattle Sounders FC	2	2016-08-07	2016-08-24	
Seattle Sounders FC	3	2016-09-10	2016-10-02	
Toronto FC	2	2016-03-06	2016-03-13	
Toronto FC	3	2016-04-09	2016-04-23	
Toronto FC	5	2016-08-14		
Vancouver Whitecaps FC	2	2016-08-27	2016-09-10	
Vancouver Whitecaps FC	3	06-06-2015	27-06-2015	
Vancouver Whitecaps FC	2	18-07-2015	01-08-2015	
Vancouver Whitecaps FC	4	7/16/2014	8/16/2014	
Vancouver Whitecaps FC	2	10/10/2014		

TEAM ROAD LOSING STREAK LEADERS				
TEAM	#	START	STOP	
Chicago Fire	9	2016-05-11	2016-08-06	
Chicago Fire	5	2016-08-27		
Colorado Rapids	2	2016-08-26	2016-09-03	
Columbus Crew SC	2	2016-04-09	2016-04-30	
Columbus Crew SC	4	2016-06-01	2016-07-31	
Columbus Crew SC	2	2016-10-16		
FC Dallas	3	2016-04-23	2016-05-07	
Houston Dynamo	6	2016-03-19	2016-05-21	
Houston Dynamo	2	2016-07-15	2016-08-06	
Sporting Kansas City	2	2016-04-17	2016-04-24	
Sporting Kansas City	2	2016-05-07	2016-05-11	
Sporting Kansas City	3	2016-07-13	2016-08-07	
LA Galaxy	2	2016-05-28	2016-06-18	
Montreal Impact	2	2016-03-19	2016-04-02	
New England Revolution	2	2016-04-23	2016-05-08	
New England Revolution	2	2016-06-25	2016-07-02	
New England Revolution	2	2016-07-31	2016-08-06	
New England Revolution	2	2016-09-25		
New York City FC	2	2016-04-16	2016-04-23	
New York City FC	2	2016-08-28	2016-09-10	
New York Red Bulls	4	2016-03-12	2016-04-16	
Orlando City SC	2	2016-04-08	2016-04-24	
Orlando City SC	2	2016-07-04	2016-07-13	
Orlando City SC	2	2016-09-11	2016-09-24	
Philadelphia Union	2	2016-04-02	2016-04-16	
Philadelphia Union	3	2016-06-18	2016-07-23	
Philadelphia Union	2	2016-09-03	2016-09-17	
Portland Timbers	2	2016-03-13	2016-04-03	
Portland Timbers	2	2016-05-07	2016-05-11	
Portland Timbers	7	2016-07-31		
Real Salt Lake	3	2016-04-23	2016-05-15	
Real Salt Lake	2	2016-06-25	2016-07-13	
Real Salt Lake	5	2016-08-03		
San Jose Earthquakes	3	2016-09-28		
Seattle Sounders FC	3	2016-04-23	2016-05-28	
Seattle Sounders FC	2	2016-07-17	2016-07-24	
Toronto FC	2	2016-03-20	2016-04-02	
Toronto FC	3	2016-05-01	2016-06-25	
Vancouver Whitecaps FC	3	2016-04-09	2016-04-30	
Vancouver Whitecaps FC	3	2016-07-31	2016-08-20	
Portland Timbers	2	16-05-2015	23-05-2015	
Portland Timbers	3	24-06-2015	25-07-2015	
Real Salt Lake	8	16-05-2015	29-08-2015	
San Jose Earthquakes	2	28-03-2015	17-04-2015	
San Jose Earthquakes	4	05-07-2015	08-08-2015	
San Jose Earthquakes	2	19-09-2015		
Seattle Sounders FC	7	06-06-2015	22-08-2015	
Toronto FC	4	14-03-2015	18-04-2015	
Toronto FC	5	01-08-2015		
Vancouver Whitecaps FC	2	23-05-2015	03-06-2015	
Vancouver Whitecaps FC	2	15-08-2015	29-08-2015	

MLS 2016 LEADERS

PENALTY KICK SUMMARY

DATE	TM AND OPP	SHOOTER	KEEPER	RES	MN
2016-03-06	CHI 3 vs NYC 4	David Accam	Josh Saunders	G	72
2016-03-06	LA 4 vs DC 1	Robbie Keane	Andrew Dykstra	G	83
2016-03-06	TOR 2 at NVR 0	Sebastian Giovinco	Luis Robles	G	82
2016-03-06	RSL 2 at ORL 2	Joao Plata	Joseph Bendik	G	26
2016-03-12	VAN 1 at KC 2	Pedro Morales	Tim Melia	G	70
2016-03-13	NYC 2 vs TOR 2	David Villa	Clint Irwin	G	24
2016-03-19	LA 3 vs SJ 1	Robbie Keane	David Bingham	G	91+
2016-03-19	POR 2 vs RSL 2	Fanendo Adi	Nick Rimando	G	84
2016-03-19	VAN 2 at SEA 1	Pedro Morales	Stefan Frei	G	10
2016-03-19	VAN 2 at SEA 1	Pedro Morales	Stefan Frei	G	74
2016-03-20	PHI 3 vs NE 0	Ilsinho	Bobby Shuttleworth	S	47+
2016-03-20	PHI 3 vs NE 0	Sebastien Le Toux	Bobby Shuttleworth	S	79
2016-03-26	DC 0 vs DAL 3	Fabian Espindola	Chris Seitz	S	66
2016-03-26	VAN 1 vs HOU 0	Pedro Morales	Joe Willis	G	23
2016-04-02	KC 1 vs RSL 2	Benny Feilhaber	Jeff Attinella	G	94+
2016-04-03	POR 1 at ORL 4	Fanendo Adi	Joseph Bendik	S	43
2016-04-03	ORL 4 vs POR 1	Kevin Molino	Adam Larsen Kwarasey	G	76
2016-04-09	DAL 2 vs SJ 2	Tesho Akindele	David Bingham	G	36
2016-04-09	NYR 0 vs KC 2	Bradley Wright-Phill	Tim Melia	S	64
2016-04-16	NYC 2 at CLB 3	David Villa	Steve Clark	G	87
2016-04-16	SJ 1 at POR 3	Chris Wondolowski	Jake Gleeson	G	91+
2016-04-17	ORL 2 vs NE 2	Kaka	Bobby Shuttleworth	G	2
2016-04-17	NE 2 at ORL 2	Lee Nguyen	Joseph Bendik	G	96+
2016-04-23	COL 3 vs SEA 1	Shkelzen Gashi	Stefan Frei	S	67
2016-04-23	CLB 1 vs HOU 0	Kei Kamara	Joe Willis	G	21
2016-04-23	DC 3 vs NE 0	Lamar Neagle	Bobby Shuttleworth	G	33
2016-04-23	RSL 2 at LA 5	Javier Morales	Brian Rowe	G	70
2016-04-23	LA 5 vs RSL 2	Steven Gerrard	Nick Rimando	S	6
2016-04-23	TOR 2 at MTL 0	Sebastian Giovinco	Evan Bush	G	40
2016-04-24	SJ 1 vs KC 0	Chris Wondolowski	Tim Melia	G	59
2016-04-30	VAN 2 at NYC 3	Christian Bolanos	Josh Saunders	S	63
2016-05-07	MTL 4 at CLB 4	Didier Drogba	Steve Clark	G	57
2016-05-07	CLB 4 vs MTL 4	Federico Higuain	Evan Bush	G	53
2016-05-07	SJ 0 at SEA 2	Chris Wondolowski	Stefan Frei	LP	84
2016-05-14	DAL 2 vs SEA 0	Mauro Diaz	Stefan Frei	G	3
2016-05-14	TOR 3 vs VAN 4	Jozy Altidore	David Ousted	S	35
2016-05-21	NE 2 vs DAL 4	Lee Nguyen	Chris Seitz	G	26
2016-05-21	DAL 4 at NE 2	Tesho Akindele	Bobby Shuttleworth	G	5
2016-05-22	VAN 2 at POR 4	Pedro Morales	Jake Gleeson	G	84
2016-05-22	POR 4 vs VAN 2	Diego Valeri	David Ousted	G	4
2016-05-22	POR 4 vs VAN 2	Dairon Asprilla	David Ousted	G	78
2016-05-25	ORL 2 vs PHI 2	Kaka	Andre Blake	S	37
2016-05-28	RSL 3 at CLB 4	Joao Plata	Steve Clark	S	47+
2016-05-28	NE 2 vs SEA 1	Lee Nguyen	Stefan Frei	G	24
2016-05-28	TOR 0 at NYR 3	Will Johnson	Luis Robles	S	48
2016-05-29	NYC 2 vs ORL 2	David Villa	Joseph Bendik	H	70
2016-06-02	NYC 2 vs RSL 3	David Villa	Nick Rimando	G	87
2016-06-18	PHI 2 at NYC 3	Roland Alberg	Josh Saunders	G	55
2016-06-18	RSL 2 vs POR 2	Yura Movsisyan	Jake Gleeson	G	70
2016-06-19	KC 2 vs DAL 0	Benny Feilhaber	Chris Seitz	G	47+
2016-06-22	PHI 4 vs CHI 3	Roland Alberg	Sean Johnson	G	56
2016-06-25	MTL 2 vs KC 2	Ignacio Piatti	Tim Melia	G	39
2016-06-25	ORL 3 vs TOR 2	Kaka	Alex Bono	G 1	00+
2016-06-26	POR 3 vs HOU 2	Diego Valeri	Joe Willis	G	82
2016-06-26	POR 3 vs HOU 2	Diego Valeri	Joe Willis	G	91+
2016-07-02	MTL 3 vs NE 2	Ignacio Piatti	Brad Knighton	G	54
2016-07-03	KC 3 vs CLB 2	Benny Feilhaber	Steve Clark	G	49
2016-07-09	PHI 3 vs DC 0	Roland Alberg	Bill Hamid	G	20



MLS 2016 LEADERS

PENALTY KICK SUMMARY

DATE	TM AND OPP					SHOOTER	KEEPER	RES	MN
2016-07-09	PHI	3	vs	DC	0	Ilisinho	Bill Hamid	G	37
2016-07-09	RSL	1	vs	MTL	1	Yura Movsisyan	Evan Bush	G	79
2016-07-09	VAN	2	vs	COL	2	Cristian Techera	Tim Howard	G	87
2016-07-13	SEA	5	vs	DAL	0	Clint Dempsey	Chris Seitz	G	6
2016-07-15	LA	1	vs	HOU	0	Robbie Keane	Joe Willis	WR	8
2016-07-16	ORL	2	at	VAN	2	Julio Baptista	David Ousted	WR	60
2016-07-17	PHI	2	vs	NYR	2	C.J. Sapong	Luis Robles	G	67
2016-07-23	CLB	2	vs	ORL	2	Ola Kamara	Joseph Bendik	G	51+
2016-07-24	NYR	4	vs	NYC	1	Sacha Kljestan	Josh Saunders	G	41
2016-07-30	NYC	5	vs	COL	1	Frank Lampard	Tim Howard	G	84
2016-07-31	PHI	1	vs	RSL	2	Roland Alberg	Nick Rimando	G	44
2016-08-06	RSL	3	vs	CHI	1	Javier Morales	Matt Lampson	G	28
2016-08-06	TOR	4	vs	NE	1	Sebastian Giovinco	Bobby Shuttleworth	G	76
2016-08-13	NYC	3	at	CLB	3	David Villa	Steve Clark	G	92+
2016-08-13	CLB	3	vs	NYC	3	Ethan Finlay	Josh Saunders	G	80
2016-08-14	SEA	2	vs	RSL	1	Clint Dempsey	Nick Rimando	C	82
2016-08-20	KC	2	vs	VAN	0	Benny Feilhaber	David Ousted	G	64
2016-08-21	DC	2	vs	NYR	2	Marcelo Sarvas	Luis Robles	G	70
2016-08-21	SEA	3	vs	POR	1	Clint Dempsey	Jake Gleeson	G	61
2016-08-24	CHI	2	vs	LA	2	David Accam	Clement Diop	G	39
2016-08-24	DC	1	at	MTL	1	Lamar Neagle	Evan Bush	G	39
2016-08-26	RSL	2	vs	COL	1	Yura Movsisyan	Tim Howard	WL	57
2016-08-26	RSL	2	vs	COL	1	Javier Morales	Tim Howard	S	83
2016-08-27	CLB	2	vs	SJ	0	Justin Meram	Andrew Tarbell	G	84
2016-08-27	DAL	3	at	HOU	1	Mauro Diaz	Joe Willis	G	59
2016-08-28	ORL	2	vs	NYC	1	Kaka	Josh Saunders	G	63
2016-09-03	DAL	3	vs	POR	1	Mauro Diaz	Jake Gleeson	G	14
2016-09-03	NE	2	vs	COL	0	Lee Nguyen	Zac MacMath	RP	33
2016-09-03	CLB	1	at	LA	2	Ola Kamara	Brian Rowe	S	92+
2016-09-07	RSL	3	vs	LA	3	Joao Plata	Brian Rowe	G	53
2016-09-07	ORL	4	at	MTL	1	Kaka	Eric Kronberg	G	54
2016-09-07	MTL	1	vs	ORL	4	Didier Drogba	Joseph Bendik	S	70
2016-09-11	LA	4	vs	ORL	2	Giovani dos Santos	Joseph Bendik	G	45
2016-09-17	MTL	1	vs	NE	3	Didier Drogba	Brad Knighton	G	50
2016-09-24	HOU	3	vs	POR	1	Mauro Manotas	Jake Gleeson	G	34
2016-09-24	COL	3	at	VAN	3	Shkelzen Gashi	David Ousted	G	57
2016-09-25	LA	2	vs	SEA	4	Robbie Keane	Stefan Frei	G	85
2016-09-25	CLB	2	vs	NE	0	Ola Kamara	Brad Knighton	G	84
2016-09-28	SJ	1	at	MTL	3	Chris Wondolowski	Evan Bush	S	87
2016-10-02	VAN	1	vs	SEA	2	Pedro Morales	Stefan Frei	G	25
2016-10-02	SEA	2	at	VAN	1	Brad Evans	David Ousted	G	81
2016-10-13	SJ	1	at	COL	2	Chris Wondolowski	Tim Howard	G	57
2016-10-13	COL	2	vs	SJ	1	Kevin Doyle	David Bingham	G	73
2016-10-16	NYC	1	at	DC	3	David Villa	Bill Hamid	G	72
2016-10-16	MTL	2	vs	TOR	2	Ignacio Piatti	Clint Irwin	G	55
2016-10-16	NYR	3	vs	CLB	2	Sacha Kljestan	Brad Stuver	S	7
2016-10-16	POR	1	vs	COL	0	Fanendo Adi	Tim Howard	G	35
2016-10-16	POR	1	vs	COL	0	Fanendo Adi	Tim Howard	S	39
2016-10-23	KC	2	vs	SJ	0	Benny Feilhaber	David Bingham	G	27
2016-10-23	TOR	3	vs	CHI	2	Sebastian Giovinco	Patrick McLain	G	45
2016-10-23	POR	1	at	VAN	4	Diego Valeri	David Ousted	G	72

MLS 2016 PLAYOFF LEADERS

RECENT MATCHES

Saturday, December 10
Toronto FC 0 vs Seattle 0 (OT)

GOALKEEPING LEADERS

PLAYER	TEAM	GP	MIN	SHTS	SVS	GA	GAA	W-L-T	SHO
Tim Howard	COL	2	210	5	4	1	0.43	1-1-0	1
Stefan Frei	SEA	6	570	29	26	3	0.47	4-1-1	4
Brian Rowe	LA	3	300	9	7	2	0.6	2-1-0	1
Clint Irwin	TOR	6	600	19	13	6	0.9	4-1-1	3
Tim Melia	KC	1	90	1	0	1	1	0-1-0	0
Zac MacMath	COL	2	180	9	6	3	1.5	0-2-0	0
Luis Robles	NYR	2	180	5	2	3	1.5	0-2-0	0
Evan Bush	MTL	5	480	22	12	10	1.88	4-1-0	1
Chris Seitz	DAL	2	180	8	4	4	2	1-1-0	0
Andre Blake	PHI	1	90	6	3	3	3	0-1-0	0
Nick Rimando	RSL	1	90	3	0	3	3	0-1-0	0
Eirik Johansen	NYC	2	180	16	9	7	3.5	0-2-0	0
Bill Hamid	DC	1	90	7	3	4	4	0-1-0	0

Minimum: 75 minutes played

TEAM ATTENDANCE REPORT

	HOME GAMES			ROAD GAMES		
	DATES	TOTAL	AVERAGE	DATES	TOTAL	AVERAGE
Colorado Rapids	2	35,477	17,739	2	67,261	33,631
FC Dallas	1	14,878	14,878	1	37,073	37,073
D.C. United	1	12,773	12,773	0	0	---
Sporting Kansas City	0	0	---	1	36,151	36,151
LA Galaxy	2	42,611	21,306	1	17,782	17,782
Montreal Impact	2	76,031	38,016	3	73,087	17,782
New York City FC	1	28,355	28,355	1	28,220	17,782
New York Red Bulls	1	24,314	24,314	1	15,027	17,782
Philadelphia Union	0	0	---	1	21,759	17,782
Real Salt Lake	0	0	---	1	18,124	17,782
Seattle Sounders FC	3	115,998	38,666	3	68,618	17,782
Toronto FC	4	122,024	30,506	2	89,359	17,782
MLS Totals	17	472,461	27,792	17	472,461	17,782

GOAL-SCORING TOTALS

TEAM	OVERALL		GOALS FOR		GOALS AGAINST	
	RECORD	TOTAL	AVG	TOTAL	AVG	
Toronto FC	4-1-1	17	2.83	6	1	(3d)
Montreal Impact	4-1-0	12	2.4	10	2	(7th)
D.C. United	0-1-0	2	2	4	4	(12th)
LA Galaxy	2-0-1	4	1.33	2	0.67	(2d)
Seattle Sounders FC	4-1-1	8	1.33	3	0.5	(1st)
FC Dallas	1-1-0	2	1	4	2	(7th)
Philadelphia Union	0-1-0	1	1	3	3	(9th)
Real Salt Lake	0-1-0	1	1	3	3	(9th)
Colorado Rapids	0-3-1	2	0.5	4	1	(3d)
New York Red Bulls	0-2-0	1	0.5	3	1.5	(6th)
Sporting Kansas City	0-1-0	0	0	1	1	(3d)
New York City FC	0-2-0	0	0	7	3.5	(11th)
		50				

2.94 goals per game



MLS 2016 PLAYOFF LEADERS

GOALS

PLAYER	TEAM	GP	GOALS
Jozy Altidore	TOR	6	5
Sebastian Giovinco	TOR	6	4
Nicolas Lodeiro	SEA	6	4
Matteo Mancosu	MTL	5	4
Ignacio Piatti	MTL	5	4
Emmanuel Boateng	LA	2	2
Jordan Morris	SEA	6	2
Dominic Oduro	MTL	5	2
Jonathan Osorio	TOR	6	2
Tosaint Ricketts	TOR	6	2
Nelson Haedo Valdez	SEA	6	2

ASSISTS

PLAYER	TEAM	GP	ASSISTS
Jozy Altidore	TOR	6	4
Sebastian Giovinco	TOR	6	4
Joevin Jones	SEA	6	3
Dominic Oduro	MTL	5	3
Steven Beitashour	TOR	6	2
Patrice Bernier	MTL	5	2
Marco Donadel	MTL	5	2
Alan Gordon	LA	3	2
Nick Hagglund	TOR	6	2
Atiba Harris	DAL	2	2
Matteo Mancosu	MTL	5	2
Ignacio Piatti	MTL	5	2

SHOTS

PLAYER	TEAM	GP	SHOTS
Sebastian Giovinco	TOR	6	37
Jozy Altidore	TOR	6	16
Nicolas Lodeiro	SEA	6	13
Tosaint Ricketts	TOR	6	11
Ignacio Piatti	MTL	5	10
Shkelzen Gashi	COL	4	9
Matteo Mancosu	MTL	5	9
Nelson Haedo Valdez	SEA	6	9
Dominique Badji	COL	4	8
Armando Cooper	TOR	6	8
Maynor Figueroa	DAL	2	8
Jordan Morris	SEA	6	8

SHOTS ON GOAL

PLAYER	TEAM	GP	SOG
Sebastian Giovinco	TOR	6	12
Jozy Altidore	TOR	6	11
Nicolas Lodeiro	SEA	6	6
Tosaint Ricketts	TOR	6	6
Nelson Haedo Valdez	SEA	6	6
Matteo Mancosu	MTL	5	5
Dominic Oduro	MTL	5	5
Ignacio Piatti	MTL	5	5
Dominique Badji	COL	4	4
Jordan Morris	SEA	6	4
Jonathan Osorio	TOR	6	4

GAME-WINNING GOALS

PLAYER	TEAM	GP	GWG
Matteo Mancosu	MTL	5	2
Nelson Haedo Valdez	SEA	6	2
12 players tied with 1			

GAME-WINNING ASSISTS

PLAYER	TEAM	GP	GWA
Joevin Jones	SEA	6	2
16 players tied with 1			

HAT TRICKS

PLAYER	TEAM	GP	HATS
Sebastian Giovinco	TOR	6	1

MULTI-GOAL GAMES

PLAYER	TEAM	GP	GAMES
Emmanuel Boateng	LA	2	1
Sebastian Giovinco	TOR	6	1
Nicolas Lodeiro	SEA	6	1
Matteo Mancosu	MTL	5	1
Ignacio Piatti	MTL	5	1

FOULS COMMITTED

PLAYER	TEAM	GP	FC
Jozy Altidore	TOR	6	17
Armando Cooper	TOR	6	13
Osvaldo Alonso	SEA	6	12
Ambroise Oyongo	MTL	5	12
Victor Cabrera	MTL	5	11
Hassoun Camara	MTL	5	11
Hernan Bernardello	MTL	5	10
Marco Donadel	MTL	5	10
Sebastian Giovinco	TOR	6	10
Eriq Zavaleta	TOR	6	9

FOULS SUFFERED

PLAYER	TEAM	GP	FS
Sebastian Giovinco	TOR	6	27
Nicolas Lodeiro	SEA	6	20
Armando Cooper	TOR	6	17
Osvaldo Alonso	SEA	6	15
Jozy Altidore	TOR	6	15
Cristian Roldan	SEA	6	13
Ignacio Piatti	MTL	5	12
Jermaine Jones	COL	4	11
Steven Beitashour	TOR	6	10
Nelson Haedo Valdez	SEA	6	10

MLS 2016 PLAYOFF LEADERS

OFFSIDES

PLAYER	TEAM	GP	OFF
Jordan Morris	SEA	6	5
Matteo Mancosu	MTL	5	4
David Villa	NYC	2	4
Jozy Altidore	TOR	6	3
Sebastian Giovinco	TOR	6	3
Alan Gordon	LA	3	3
Dominique Badji	COL	4	2
Herculez Gomez	SEA	2	2
Robbie Keane	LA	3	2
Justin Morrow	TOR	6	2
Maximiliano Urruti	DAL	2	2
Nelson Haedo Valdez	SEA	6	2

CORNER KICKS

PLAYER	TEAM	GP	CK
Sebastian Giovinco	TOR	6	24
Nicolas Lodeiro	SEA	6	22
Marco Donadel	MTL	5	16
Shkelzen Gashi	COL	4	15
Sacha Kljestan	NYR	2	14
Michael Bradley	TOR	6	9
Joao Plata	RSL	1	6
Kellyn Acosta	DAL	2	5
Landon Donovan	LA	3	5
Giovani dos Santos	LA	3	5
Mauro Rosales	DAL	2	5
Lloyd Sam	DC	1	5

CAUTIONS (YELLOW)

PLAYER	TEAM	GP	CAUT
Michael Bradley	TOR	6	2
Marc Burch	COL	4	2
Hassoun Camara	MTL	5	2
Laurent Ciman	MTL	5	2
Sam Cronin	COL	3	2
Baggio Husidic	LA	3	2
Felipe Martins	NYR	2	2

35 players tied with 1

EJECTIONS (RED CARDS)

PLAYER	TEAM	GP	EJECT
Omer Damari	NYR	1	1

GAMES PLAYED

PLAYER	TEAM	GP
--------	------	----

22 players tied with 6

GAMES STARTED

PLAYER	TEAM	GS
--------	------	----

18 players tied with 6

MINUTES PLAYED

PLAYER	TEAM	MIN
Michael Bradley	TOR	600
Nick Hagglund	TOR	600
Clint Irwin	TOR	600
Drew Moor	TOR	600
Justin Morrow	TOR	600
Eriq Zavaleta	TOR	600
Jozy Altidore	TOR	581
Steven Beitashour	TOR	574

5 players tied with 570



MLS 2016 PLAYOFF LEADERS

CONSECUTIVE GAMES WITH GOALS

#	PLAYER	TM	START	STOP	
5	Jozy Altidore	TOR	10/26/2016	11/30/2016	
3	Nicolas Lodeiro	SEA	10/30/2016	11/22/2016	
2	Matteo Mancosu	MTL	10/27/2016	10/30/2016	
2	Dominic Oduro	MTL	11/22/2016	11/30/2016	Active
2	Nelson Haedo Valdez	SEA	10/27/2016	10/30/2016	
2	Jordan Morris	SEA	11/22/2016	11/27/2016	

CONSECUTIVE GAMES WITH ASSISTS

#	PLAYER	TM	START	STOP	
3	Jozy Altidore	TOR	11/06/2016	11/30/2016	
3	Sebastian Giovinco	TOR	11/06/2016	11/30/2016	
2	Dominic Oduro	MTL	11/06/2016	11/22/2016	
2	Marco Donadel	MTL	10/27/2016	10/30/2016	
2	Joevin Jones	SEA	10/27/2016	10/30/2016	
2	Steven Beitashour	TOR	11/22/2016	11/30/2016	

CONSECUTIVE GAMES WITH A GOAL/ASSIST

#	PLAYER	TM	START	STOP	
5	Jozy Altidore	TOR	10/26/2016	11/30/2016	
3	Dominic Oduro	MTL	11/06/2016	11/30/2016	Active
3	Ignacio Piatti	MTL	11/06/2016	11/30/2016	Active
3	Nicolas Lodeiro	SEA	10/30/2016	11/22/2016	
3	Sebastian Giovinco	TOR	11/06/2016	11/30/2016	
2	Giovani dos Santos	LA	10/26/2016	10/30/2016	
2	Matteo Mancosu	MTL	11/22/2016	11/30/2016	Active
2	Marco Donadel	MTL	10/27/2016	10/30/2016	
2	Matteo Mancosu	MTL	10/27/2016	10/30/2016	
2	Jordan Morris	SEA	11/22/2016	11/27/2016	
2	Joevin Jones	SEA	10/27/2016	10/30/2016	
2	Nelson Haedo Valdez	SEA	10/27/2016	10/30/2016	
2	Tosaint Ricketts	TOR	11/22/2016	11/30/2016	
2	Steven Beitashour	TOR	11/22/2016	11/30/2016	

WINS

PLAYER	TEAM	GP	WON
Evan Bush	MTL	5	4
Stefan Frei	SEA	6	4
Clint Irwin	TOR	6	4
Brian Rowe	LA	3	2
Tim Howard	COL	2	1
Chris Seitz	DAL	2	1

LOSSES

PLAYER	TEAM	GP	LOST
Eirik Johansen	NYC	2	2
Zac MacMath	COL	2	2
Luis Robles	NYR	2	2
10 players tied with 1			

MINUTES PLAYED IN GOAL

PLAYER	TEAM	MIN
Clint Irwin	TOR	600
Stefan Frei	SEA	570
Evan Bush	MTL	480
Brian Rowe	LA	300
Tim Howard	COL	210
Eirik Johansen	NYC	180
Zac MacMath	COL	180
Luis Robles	NYR	180
Chris Seitz	DAL	180
4 players tied with 90		

SAVES

PLAYER	TEAM	GP	SVS
Stefan Frei	SEA	6	26
Clint Irwin	TOR	6	13
Evan Bush	MTL	5	12
Eirik Johansen	NYC	2	9
Brian Rowe	LA	3	7
Zac MacMath	COL	2	6
Tim Howard	COL	2	4
Chris Seitz	DAL	2	4
Andre Blake	PHI	1	3
Bill Hamid	DC	1	3

MLS 2016 PLAYOFF LEADERS

SHUTOUTS

PLAYER	TEAM	GP	SHO
Stefan Frei	SEA	6	4
Clint Irwin	TOR	6	3
Evan Bush	MTL	5	1
Tim Howard	COL	2	1
Brian Rowe	LA	3	1
David Ousted	VAN	2	1

LONGEST SHUTOUT STREAKS (MINUTES)

PLAYER	MIN	START	END
Stefan Frei, SEA	287	11/22/2016	current
Clint Irwin, TOR	207	10/26/2016	11/22/2016
Stefan Frei, SEA	205	10/27/2016	11/06/2016
Brian Rowe, LA	195	10/26/2016	11/06/2016
Clint Irwin, TOR	187	11/30/2016	current
Evan Bush, MTL	167	10/30/2016	11/06/2016
Tim Howard, COL	155	10/30/2016	current
Evan Bush, MTL	89	10/27/2016	10/27/2016
Tim Melia, KC	88	10/27/2016	10/27/2016
Chris Seitz, DAL	86	10/30/2016	11/06/2016

SAVES PERCENTAGE

PLAYER	TEAM	GP	SAVES	SOG	PCT
Stefan Frei	SEA	6	26	30	86.7
Tim Howard	COL	2	4	5	80
Brian Rowe	LA	3	7	10	70
Zac MacMath	COL	2	6	9	66.7
Clint Irwin	TOR	6	13	20	65
Eirik Johansen	NYC	2	9	16	56.3
Andre Blake	PHI	1	3	6	50
Evan Bush	MTL	5	12	25	48
Chris Seitz	DAL	2	4	9	44.4
Bill Hamid	DC	1	3	7	42.9

Minimum: 3 saves

OVERALL RECORDS

TEAM	W	L	T	PCT
LA Galaxy	2	0	1	0.833
Montreal Impact	4	1	0	0.8
Seattle Sounders FC	4	1	1	0.75
Toronto FC	4	1	1	0.75
FC Dallas	1	1	0	0.5
Colorado Rapids	0	3	1	0.125
Real Salt Lake	0	1	0	0
Philadelphia Union	0	1	0	0
New York Red Bulls	0	2	0	0
New York City FC	0	2	0	0
Sporting Kansas City	0	1	0	0
D.C. United	0	1	0	0

TEAM TOTALS

TEAM	GP	G	A	SHT	SOG	PG	PA	BK	FC	FS	OFF	CK	C	E
Colorado Rapids	4	2	2	47	12	0	0	0	58	41	3	21	9	0
FC Dallas	2	2	4	36	9	0	0	1	30	14	4	11	2	0
D.C. United	1	2	1	18	4	0	0	0	8	14	0	9	0	0
Sporting Kansas City	1	0	0	12	7	0	0	0	18	12	2	5	3	0
LA Galaxy	3	4	5	27	8	0	0	1	36	52	8	10	4	0
Montreal Impact	5	12	14	55	23	0	0	3	85	59	8	18	6	0
New York City FC	2	0	0	25	7	0	0	0	30	24	4	9	5	0
New York Red Bulls	2	1	2	26	7	0	1	1	21	40	2	14	4	1
Philadelphia Union	1	1	2	8	3	0	0	0	16	9	0	4	3	0
Real Salt Lake	1	1	0	13	5	1	1	0	20	13	4	7	3	0
Seattle Sounders FC	6	8	6	53	19	1	1	1	63	95	12	24	6	0
Toronto FC	6	17	17	95	43	1	1	1	84	96	8	35	4	0

TEAM RANKS

TEAM	G	A	SHT	SOG	BLK	FC	FS	OFF	CK	C
Colorado Rapids	5	6	4	4	7	4	5	8	3	1
FC Dallas	5	5	5	5	2	6	8	5	6	11
D.C. United	5	9	9	11	7	12	9	11	8	12
Sporting Kansas City	11	10	11	7	7	10	9	9	11	8
LA Galaxy	4	4	6	6	2	5	4	2	7	5
Montreal Impact	2	2	2	2	1	3	2	2	4	2
New York City FC	11	10	8	7	7	6	7	5	8	4
New York Red Bulls	8	6	7	7	2	8	6	9	5	5
Philadelphia Union	8	6	12	12	7	11	12	11	12	8
Real Salt Lake	8	10	10	10	7	9	9	5	10	8
Seattle Sounders FC	3	3	3	3	2	3	2	1	2	2
Toronto FC	1	1	1	1	2	2	1	2	1	5



MLS 2016 PLAYOFF LEADERS

OVERALL WIN-LOSS BREAKDOWN													
	HOME				ROAD				HOME		ROAD		
TEAM	W	L	T	PCT	W	L	T	PCT	GF	GA	GF	GA	
Colorado Rapids	1	1		0	0.500	0	2	0	0.000	1	1	1	3
FC Dallas	1	0		0	1.000	0	1	0	0.000	2	1	0	3
D.C. United	0	1		0	0.000	0	0	1.000	2	4	0	0	
Sporting Kansas City	0	0		0	1.000	1	0	0.000	0	0	0	1	
LA Galaxy	2	0		0	1.000	1	0	0.000	4	1	0	1	
Montreal Impact	2	0		0	1.000	2	1	0	0.667	4	2	8	8
New York City FC	0	1		0	0.000	1	0	0.000	0	5	0	2	
New York Red Bulls	0	1		0	0.000	1	0	0.000	1	2	0	1	
Philadelphia Union	0	0		0	1.000	0	1	0	0.000	0	0	1	3
Real Salt Lake	0	0		0	1.000	1	0	0.000	0	0	1	3	
Seattle Sounders FC	3	0		0	1.000	1	1	0.500	6	1	2	2	
Toronto FC	3	0		1	0.875	1	0	0.500	10	3	7	3	

TEAM VS TEAM RECORDS											
TEAM	vs CHI	vs COL	vs CLB	vs DAL	vs DC	vs HOU	vs KC	vs LA	vs MTL	vs NE	
Chicago Fire	---	0-0-0	0-0-0	0-0-0	0-0-0	0-0-0	0-0-0	0-0-0	0-0-0	0-0-0	
Colorado Rapids	0-0-0	---	0-0-0	0-0-0	0-0-0	0-0-0	0-0-0	1-1-0	0-0-0	0-0-0	
Columbus Crew SC	0-0-0	0-0-0	---	0-0-0	0-0-0	0-0-0	0-0-0	0-0-0	0-0-0	0-0-0	
FC Dallas	0-0-0	0-0-0	0-0-0	---	0-0-0	0-0-0	0-0-0	0-0-0	0-0-0	0-0-0	
D.C. United	0-0-0	0-0-0	0-0-0	0-0-0	---	0-0-0	0-0-0	0-0-0	0-1-0	0-0-0	
Houston Dynamo	0-0-0	0-0-0	0-0-0	0-0-0	0-0-0	---	0-0-0	0-0-0	0-0-0	0-0-0	
Sporting Kansas City	0-0-0	0-0-0	0-0-0	0-0-0	0-0-0	0-0-0	---	0-0-0	0-0-0	0-0-0	
LA Galaxy	0-0-0	1-1-0	0-0-0	0-0-0	0-0-0	0-0-0	0-0-0	---	0-0-0	0-0-0	
Montreal Impact	0-0-0	0-0-0	0-0-0	0-0-0	1-0-0	0-0-0	0-0-0	0-0-0	---	0-0-0	
New England Revolution	0-0-0	0-0-0	0-0-0	0-0-0	0-0-0	0-0-0	0-0-0	0-0-0	0-0-0	---	
New York City FC	0-0-0	0-0-0	0-0-0	0-0-0	0-0-0	0-0-0	0-0-0	0-0-0	0-0-0	0-0-0	
New York Red Bulls	0-0-0	0-0-0	0-0-0	0-0-0	0-0-0	0-0-0	0-0-0	0-0-0	0-2-0	0-0-0	
Orlando City SC	0-0-0	0-0-0	0-0-0	0-0-0	0-0-0	0-0-0	0-0-0	0-0-0	0-0-0	0-0-0	
Philadelphia Union	0-0-0	0-0-0	0-0-0	0-0-0	0-0-0	0-0-0	0-0-0	0-0-0	0-0-0	0-0-0	
Portland Timbers	0-0-0	0-0-0	0-0-0	0-0-0	0-0-0	0-0-0	0-0-0	0-0-0	0-0-0	0-0-0	
Real Salt Lake	0-0-0	0-0-0	0-0-0	0-0-0	0-0-0	0-0-0	0-0-0	0-1-0	0-0-0	0-0-0	
San Jose Earthquakes	0-0-0	0-0-0	0-0-0	0-0-0	0-0-0	0-0-0	0-0-0	0-0-0	0-0-0	0-0-0	
Seattle Sounders FC	0-0-0	2-0-0	0-0-0	1-1-0	0-0-0	0-0-0	1-0-0	0-0-0	0-0-0	0-0-0	
Toronto FC	0-0-0	0-0-0	0-0-0	0-0-0	0-0-0	0-0-0	0-0-0	0-0-0	1-1-0	0-0-0	
Vancouver Whitecaps FC	0-0-0	0-0-0	0-0-0	0-0-0	0-0-0	0-0-0	0-0-0	0-0-0	0-0-0	0-0-0	

MLS 2016 PLAYOFF LEADERS

TEAM VS TEAM RECORDS										
TEAM	vs NYC	vs NYR	vs ORL	vs PHI	vs POR	vs RSL	vs SJ	vs SEA	vs TOR	vs VAN
Chicago Fire	0-0-0	0-0-0	0-0-0	0-0-0	0-0-0	0-0-0	0-0-0	0-0-0	0-0-0	0-0-0
Colorado Rapids	0-0-0	0-0-0	0-0-0	0-0-0	0-0-0	0-0-0	0-0-0	0-2-0	0-0-0	0-0-0
Columbus Crew SC	0-0-0	0-0-0	0-0-0	0-0-0	0-0-0	0-0-0	0-0-0	0-0-0	0-0-0	0-0-0
FC Dallas	0-0-0	0-0-0	0-0-0	0-0-0	0-0-0	0-0-0	0-0-0	1-1-0	0-0-0	0-0-0
D.C. United	0-0-0	0-0-0	0-0-0	0-0-0	0-0-0	0-0-0	0-0-0	0-0-0	0-0-0	0-0-0
Houston Dynamo	0-0-0	0-0-0	0-0-0	0-0-0	0-0-0	0-0-0	0-0-0	0-0-0	0-0-0	0-0-0
Sporting Kansas City	0-0-0	0-0-0	0-0-0	0-0-0	0-0-0	0-0-0	0-0-0	0-1-0	0-0-0	0-0-0
LA Galaxy	0-0-0	0-0-0	0-0-0	0-0-0	0-0-0	1-0-0	0-0-0	0-0-0	0-0-0	0-0-0
Montreal Impact	0-0-0	2-0-0	0-0-0	0-0-0	0-0-0	0-0-0	0-0-0	0-0-0	1-1-0	0-0-0
New England Revolution	0-0-0	0-0-0	0-0-0	0-0-0	0-0-0	0-0-0	0-0-0	0-0-0	0-0-0	0-0-0
New York City FC	---	0-0-0	0-0-0	0-0-0	0-0-0	0-0-0	0-0-0	0-0-0	0-2-0	0-0-0
New York Red Bulls	0-0-0	---	0-0-0	0-0-0	0-0-0	0-0-0	0-0-0	0-0-0	0-0-0	0-0-0
Orlando City SC	0-0-0	0-0-0	---	0-0-0	0-0-0	0-0-0	0-0-0	0-0-0	0-0-0	0-0-0
Philadelphia Union	0-0-0	0-0-0	0-0-0	---	0-0-0	0-0-0	0-0-0	0-0-0	0-1-0	0-0-0
Portland Timbers	0-0-0	0-0-0	0-0-0	0-0-0	---	0-0-0	0-0-0	0-0-0	0-0-0	0-0-0
Real Salt Lake	0-0-0	0-0-0	0-0-0	0-0-0	0-0-0	---	0-0-0	0-0-0	0-0-0	0-0-0
San Jose Earthquakes	0-0-0	0-0-0	0-0-0	0-0-0	0-0-0	0-0-0	---	0-0-0	0-0-0	0-0-0
Seattle Sounders FC	0-0-0	0-0-0	0-0-0	0-0-0	0-0-0	0-0-0	0-0-0	---	0-0-1	0-0-0
Toronto FC	2-0-0	0-0-0	0-0-0	1-0-0	0-0-0	0-0-0	0-0-0	0-0-1	---	0-0-0
Vancouver Whitecaps FC	0-0-0	0-0-0	0-0-0	0-0-0	0-0-0	0-0-0	0-0-0	0-0-0	0-0-0	---

TEAM VS TEAM AGGREGATE GOALS										
TEAM	vs CHI	vs COL	vs CLB	vs DAL	vs DC	vs HOU	vs KC	vs LA	vs MTL	vs NE
Chicago Fire	---	0-0	0-0	0-0	0-0	0-0	0-0	0-0	0-0	0-0
Colorado Rapids	0-0	---	0-0	0-0	0-0	0-0	0-0	1-1	0-0	0-0
Columbus Crew SC	0-0	0-0	---	0-0	0-0	0-0	0-0	0-0	0-0	0-0
FC Dallas	0-0	0-0	0-0	---	0-0	0-0	0-0	0-0	0-0	0-0
D.C. United	0-0	0-0	0-0	0-0	---	0-0	0-0	0-0	2-4	0-0
Houston Dynamo	0-0	0-0	0-0	0-0	0-0	---	0-0	0-0	0-0	0-0
Sporting Kansas City	0-0	0-0	0-0	0-0	0-0	0-0	---	0-0	0-0	0-0
LA Galaxy	0-0	1-1	0-0	0-0	0-0	0-0	0-0	---	0-0	0-0
Montreal Impact	0-0	0-0	0-0	0-0	4-2	0-0	0-0	0-0	---	0-0
New England Revolution	0-0	0-0	0-0	0-0	0-0	0-0	0-0	0-0	0-0	---
New York City FC	0-0	0-0	0-0	0-0	0-0	0-0	0-0	0-0	0-0	0-0
New York Red Bulls	0-0	0-0	0-0	0-0	0-0	0-0	0-0	0-0	1-3	0-0
Orlando City SC	0-0	0-0	0-0	0-0	0-0	0-0	0-0	0-0	0-0	0-0
Philadelphia Union	0-0	0-0	0-0	0-0	0-0	0-0	0-0	0-0	0-0	0-0
Portland Timbers	0-0	0-0	0-0	0-0	0-0	0-0	0-0	0-0	0-0	0-0
Real Salt Lake	0-0	0-0	0-0	0-0	0-0	0-0	0-0	1-3	0-0	0-0
San Jose Earthquakes	0-0	0-0	0-0	0-0	0-0	0-0	0-0	0-0	0-0	0-0
Seattle Sounders FC	0-0	3-1	0-0	4-2	0-0	0-0	1-0	0-0	0-0	0-0
Toronto FC	0-0	0-0	0-0	0-0	0-0	0-0	0-0	0-0	7-5	0-0
Vancouver Whitecaps FC	0-0	0-0	0-0	0-0	0-0	0-0	0-0	0-0	0-0	0-0



MLS 2016 PLAYOFF LEADERS

TEAM VS TEAM AGGREGATE GOALS										
TEAM	vs NYC	vs NYR	vs ORL	vs PHI	vs POR	vs RSL	vs SJ	vs SEA	vs TOR	vs VAN
Chicago Fire	0-0	0-0	0-0	0-0	0-0	0-0	0-0	0-0	0-0	0-0
Colorado Rapids	0-0	0-0	0-0	0-0	0-0	0-0	0-0	1-3	0-0	0-0
Columbus Crew SC	0-0	0-0	0-0	0-0	0-0	0-0	0-0	0-0	0-0	0-0
FC Dallas	0-0	0-0	0-0	0-0	0-0	0-0	0-0	2-4	0-0	0-0
D.C. United	0-0	0-0	0-0	0-0	0-0	0-0	0-0	0-0	0-0	0-0
Houston Dynamo	0-0	0-0	0-0	0-0	0-0	0-0	0-0	0-0	0-0	0-0
Sporting Kansas City	0-0	0-0	0-0	0-0	0-0	0-0	0-0	0-1	0-0	0-0
LA Galaxy	0-0	0-0	0-0	0-0	0-0	3-1	0-0	0-0	0-0	0-0
Montreal Impact	0-0	3-1	0-0	0-0	0-0	0-0	0-0	0-0	5-7	0-0
New England Revolution	0-0	0-0	0-0	0-0	0-0	0-0	0-0	0-0	0-0	0-0
New York City FC	---	0-0	0-0	0-0	0-0	0-0	0-0	0-0	0-7	0-0
New York Red Bulls	0-0	---	0-0	0-0	0-0	0-0	0-0	0-0	0-0	0-0
Orlando City SC	0-0	0-0	---	0-0	0-0	0-0	0-0	0-0	0-0	0-0
Philadelphia Union	0-0	0-0	0-0	---	0-0	0-0	0-0	0-0	1-3	0-0
Portland Timbers	0-0	0-0	0-0	0-0	---	0-0	0-0	0-0	0-0	0-0
Real Salt Lake	0-0	0-0	0-0	0-0	0-0	---	0-0	0-0	0-0	0-0
San Jose Earthquakes	0-0	0-0	0-0	0-0	0-0	0-0	---	0-0	0-0	0-0
Seattle Sounders FC	0-0	0-0	0-0	0-0	0-0	0-0	0-0	---	0-0	0-0
Toronto FC	7-0	0-0	0-0	3-1	0-0	0-0	0-0	0-0	---	0-0
Vancouver Whitecaps FC	0-0	0-0	0-0	0-0	0-0	0-0	0-0	0-0	0-0	---

TEAM GOALS SCORED IN INTERVALS									
TEAM	GP	G	1-15	16-30	31-45	46-60	61-75	76-90	OT
Toronto FC	6	17	2	2	2	2	3	4	2
Montreal Impact	5	12	3	1	1	4	1	2	0
Seattle Sounders FC	6	8	0	1	0	5	1	1	0
LA Galaxy	3	4	1	1	1	1	0	0	0
Colorado Rapids	4	2	1	0	1	0	0	0	0
D.C. United	1	2	0	0	0	0	0	2	0
FC Dallas	2	2	0	1	0	1	0	0	0
Real Salt Lake	1	1	0	1	0	0	0	0	0
Philadelphia Union	1	1	0	0	0	0	1	0	0
New York Red Bulls	2	1	0	0	0	0	0	1	0
New York City FC	2	0	0	0	0	0	0	0	0
Sporting Kansas City	1	0	0	0	0	0	0	0	0

MLS 2016 PLAYOFF LEADERS

TEAM GOALS ALLOWED INTERVALS

TEAM	GP	G	1-15	16-30	31-45	46-60	61-75	76-90	OT
Sporting Kansas City	1	1	0	0	0	0	0	1	0
LA Galaxy	3	2	0	1	1	0	0	0	0
Seattle Sounders FC	6	3	1	1	0	1	0	0	0
Real Salt Lake	1	3	1	1	1	0	0	0	0
Philadelphia Union	1	3	1	0	0	1	0	1	0
New York Red Bulls	2	3	0	0	0	1	1	1	0
Colorado Rapids	4	4	0	1	0	2	1	0	0
FC Dallas	2	4	0	0	0	4	0	0	0
D.C. United	1	4	1	0	1	1	0	1	0
Toronto FC	6	6	2	1	0	2	1	0	0
New York City FC	2	7	1	2	0	1	0	3	0
Montreal Impact	5	10	0	0	2	0	3	3	2

CONSECUTIVE MINUTES WITHOUT SCORING A GOAL

TEAM	MIN	START	END
New York City FC	180	10/30/2016	current
Colorado Rapids	167	11/22/2016	current
New York Red Bulls	167	10/30/2016	11/06/2016
LA Galaxy	155	10/30/2016	current
Seattle Sounders FC	154	11/27/2016	current
Toronto FC	140	11/30/2016	current
Colorado Rapids	126	10/30/2016	11/06/2016
FC Dallas	115	10/30/2016	11/06/2016
LA Galaxy	111	10/26/2016	10/30/2016
Colorado Rapids	97	11/06/2016	11/22/2016

CONSECUTIVE MINUTES WITHOUT ALLOWING A GOAL

TEAM	MIN	START	END
Seattle Sounders FC	287	11/22/2016	current
Toronto FC	207	10/26/2016	11/22/2016
Seattle Sounders FC	205	10/27/2016	11/06/2016
LA Galaxy	195	10/26/2016	11/06/2016
Toronto FC	187	11/30/2016	current
Colorado Rapids	174	10/30/2016	11/22/2016
Montreal Impact	167	10/30/2016	11/06/2016
Montreal Impact	89	10/27/2016	10/27/2016
Sporting Kansas City	88	10/27/2016	10/27/2016
FC Dallas	86	10/30/2016	11/06/2016

HOME GOAL-SCORING TOTALS

TEAM	W	L	T	GF	AVG	GA	AVG
New York Red Bulls	0	1	0	1	1	2	2.00
New York City FC	0	1	0	0	0	5	5.00
D.C. United	0	1	0	2	2	4	4.00
FC Dallas	1	0	0	2	2	1	1.00
LA Galaxy	2	0	0	4	2	1	0.50
Montreal Impact	2	0	0	4	2	2	1.00
Toronto FC	3	0	1	10	2.5	3	0.75
Seattle Sounders FC	3	0	0	6	2	1	0.33
Colorado Rapids	1	1	0	1	0.5	1	0.50

ROAD GOAL-SCORING TOTALS

TEAM	W	L	T	GF	AVG	GA	AVG
New York City FC	0	1	0	0	0	2	2.00
New York Red Bulls	0	1	0	0	0	1	1.00
Toronto FC	1	1	0	7	3.5	3	1.50
Seattle Sounders FC	1	1	1	2	0.67	2	0.67
LA Galaxy	0	1	0	0	0	1	1.00
Philadelphia Union	0	1	0	1	1	3	3.00
Real Salt Lake	0	1	0	1	1	3	3.00
Colorado Rapids	0	2	0	1	0.5	3	1.50
Montreal Impact	2	1	0	8	2.67	8	2.67
FC Dallas	0	1	0	0	0	3	3.00
Sporting Kansas City	0	1	0	0	0	1	1.00
D.C. United	0	1	0	0	0	1	1



MLS 2016 PLAYOFF LEADERS

FIRST-HALF GOAL-SCORING TOTALS

TEAM	W	L	T	GF	AVG	GA	AVG
Toronto FC	4	1	1	6	1	3	0.50
Montreal Impact	4	1	0	5	1	2	0.40
LA Galaxy	2	1	0	3	1	2	0.67
Colorado Rapids	1	3	0	2	0.5	1	0.25
Seattle Sounders FC	4	1	1	1	0.17	2	0.33
Real Salt Lake	0	1	0	1	1	3	3.00
FC Dallas	1	1	0	1	0.5	0	0.00
Sporting Kansas City	0	1	0	0	0	0	0.00
D.C. United	0	1	0	0	0	2	2.00
Philadelphia Union	0	1	0	0	0	1	1.00
New York Red Bulls	0	2	0	0	0	0	0.00
New York City FC	0	2	0	0	0	3	1.50

SECOND-HALF GOAL-SCORING TOTALS

TEAM	W	L	T	GF	AVG	GA	AVG
Toronto FC	4	1	1	9	1.5	3	0.50
Seattle Sounders FC	4	1	1	7	1.17	1	0.17
Montreal Impact	4	1	0	7	1.4	6	1.20
D.C. United	0	1	0	2	2	2	2.00
FC Dallas	1	1	0	1	0.5	4	2.00
Philadelphia Union	0	1	0	1	1	2	2.00
New York Red Bulls	0	2	0	1	0.5	3	1.50
LA Galaxy	2	1	0	1	0.33	0	0.00
New York City FC	0	2	0	0	0	4	2.00
Real Salt Lake	0	1	0	0	0	0	0.00
Colorado Rapids	1	3	0	0	0	3	0.75
Sporting Kansas City	0	1	0	0	0	1	1.00

TOTAL TEAM SHOTS

TEAM	W	L	T	1ST	2nd/OT	TOT
Toronto FC	4	1	1	38	57	95
Montreal Impact	4	1	0	21	34	55
Seattle Sounders FC	4	1	1	22	31	53
Colorado Rapids	1	3	0	22	25	47
FC Dallas	1	1	0	17	19	36
LA Galaxy	2	1	0	10	17	27
New York Red Bulls	0	2	0	8	18	26
New York City FC	0	2	0	12	13	25
D.C. United	0	1	0	5	13	18
Real Salt Lake	0	1	0	4	9	13
Sporting Kansas City	0	1	0	6	6	12
Philadelphia Union	0	1	0	3	5	8

MLS 2016 PLAYOFF LEADERS

TEAM TOTAL SHOTS AGAINST

TEAM	W	L	T	1ST	2nd/OT	TOT
Real Salt Lake	0	1	0	6	2	8
Sporting Kansas City	0	1	0	4	6	10
D.C. United	0	1	0	9	3	12
Philadelphia Union	0	1	0	9	5	14
New York Red Bulls	0	2	0	6	12	18
FC Dallas	1	1	0	10	9	19
New York City FC	0	2	0	12	18	30
LA Galaxy	2	1	0	12	23	35
Colorado Rapids	1	3	0	12	28	40
Toronto FC	4	1	1	21	40	61
Montreal Impact	4	1	0	23	53	76
Seattle Sounders FC	4	1	1	44	48	92

RECORD WHEN SCORING FIRST GOAL

TEAM	W	L	T	PCT
Toronto FC	3	0	0	1.000
Seattle Sounders FC	3	0	0	1.000
FC Dallas	1	0	0	1.000
LA Galaxy	2	0	0	1.000
Montreal Impact	4	1	0	0.800
Colorado Rapids	0	1	1	0.250
New England Revolution	0	1	0	0

RECORD WHEN LEADING AT THE HALF

TEAM	W	L	T	PCT
Toronto FC	3	0	0	1.000
FC Dallas	1	0	0	1.000
LA Galaxy	1	0	0	1.000
Montreal Impact	2	0	0	1.000
Colorado Rapids	0	0	1	0.500

RECORD WHEN ALLOWING FIRST GOAL

TEAM	W	L	T	PCT
Toronto FC	1	1	0	0.500
Seattle Sounders FC	1	1	0	0.500
Real Salt Lake	0	1	0	0.000
Colorado Rapids	0	2	0	0.000
New York City FC	0	2	0	0.000
Philadelphia Union	0	1	0	0.000
New York Red Bulls	0	2	0	0.000
D.C. United	0	1	0	0.000
FC Dallas	0	1	0	0.000
Sporting Kansas City	0	1	0	0.000

RECORD WHEN TRAILING AT THE HALF

TEAM	W	L	T	PCT
LA Galaxy	0	0	1	0.500
New York City FC	0	1	0	0.000
Montreal Impact	0	1	0	0.000
D.C. United	0	1	0	0.000
Toronto FC	0	1	0	0.000
Real Salt Lake	0	1	0	0.000
Seattle Sounders FC	0	1	0	0.000
Philadelphia Union	0	1	0	0.000

MLS 2016 PLAYOFF LEADERS

RECORD IN ONE-GOAL GAMES												
TEAM	REGULATION-OT				SHOOTOUT				BOTH			
	W	L	T	PCT	W	L	T	PCT	W	L	T	PCT
Montreal Impact	3	0	0	1	0	0	0	---	3	0	0	1
FC Dallas	1	0	0	1	0	0	0	---	1	0	0	1
LA Galaxy	1	0	1	0.75	0	0	1	0.5	1	0	2	0.667
Seattle Sounders FC	3	1	0	0.75	0	0	1	0.5	3	1	1	0.7
Colorado Rapids	0	3	1	0.125	0	0	1	0.5	0	3	2	0.2
Toronto FC	0	1	0	0	0	0	1	0.5	0	1	1	0.25
New York Red Bulls	0	2	0	0	0	0	0	---	0	2	0	0
Sporting Kansas City	0	1	0	0	0	0	0	---	0	1	0	0

TEAM WINNING STREAK LEADERS				
TEAM	#	START	STOP	
LA Galaxy	2	10/26/2016	10/30/2016	
Montreal Impact	4	10/27/2016	11/22/2016	
Seattle Sounders FC	2	10/27/2016	10/30/2016	
Seattle Sounders FC	2	11/22/2016	11/27/2016	
Toronto FC	3	10/26/2016	11/06/2016	

TEAM UNDEFEATED STREAK LEADERS				
TEAM	#	START	STOP	
LA Galaxy	2	10/26/2016	10/30/2016	
Montreal Impact	4	10/27/2016	11/22/2016	
Seattle Sounders FC	2	10/27/2016	10/30/2016	
Seattle Sounders FC	3	11/22/2016		
Toronto FC	3	10/26/2016	11/06/2016	
Toronto FC	2	11/30/2016		

TEAM LOSING STREAK LEADERS				
TEAM	#	START	STOP	
Colorado Rapids	2	11/22/2016		
New York City FC	2	10/30/2016		
New York Red Bulls	2	10/30/2016		

TEAM HOME WINNING STREAK LEADERS				
TEAM	#	START	STOP	
LA Galaxy	2	10/26/2016		
Montreal Impact	2	10/30/2016		
Seattle Sounders FC	3	10/27/2016		
Toronto FC	3	10/26/2016	11/30/2016	

TEAM ROAD WINNING STREAK LEADERS				
TEAM	#	START	STOP	
Montreal Impact	2	10/27/2016	11/06/2016	

TEAM ROAD UNDEFEATED STREAK LEADERS				
TEAM	#	START	STOP	
Montreal Impact	2	10/27/2016	11/06/2016	
Seattle Sounders FC	2	11/27/2016		

TEAM ROAD LOSING STREAK LEADERS				
TEAM	#	START	STOP	
Colorado Rapids	2	10/30/2016		

TEAM HOME UNDEFEATED STREAK LEADERS				
TEAM	#	START	STOP	
LA Galaxy	2	10/26/2016		
Montreal Impact	2	10/30/2016		
Seattle Sounders FC	3	10/27/2016		
Toronto FC	4	10/26/2016		

PENALTY KICK SUMMARY							
DATE	TM AND OPP			SHOOTER	KEEPER	RES	MN
11/06/2016	TOR	5	vs NYC	0	Sebastian Giovinco	Eirik Johansen	G 20
11/06/2016	NYR	1	vs MTL	2	Sacha Kljestan	Evan Bush	S 21
11/22/2016	SEA	2	vs COL	1	Nicolas Lodeiro	Zac Macmath	G 61

MLS INDIVIDUAL SINGLE-SEASON LEADER

(1996-2016)

GAMES PLAYED

YEAR	PLAYER	TEAM	GP
------	--------	------	----

2014 Dominic Oduro TOR* 35
65 players tied with 34

GAMES STARTED

YEAR	PLAYER	TEAM	GP
------	--------	------	----

42 players tied with 34

MINUTES PLAYED

YEAR	PLAYER	TEAM	MIN
------	--------	------	-----

25 players tied with 3060

GOALS

YEAR	PLAYER	TEAM	GP	GOALS
------	--------	------	----	-------

1996 Roy Lassiter TB 30 27
2012 Chris Wondolowski SJ 32 27
2014 Bradley-Wright-Phillips NY 32 27
1998 Stern John CLB 27 26
2000 Mamadou Diallo TB 28 26

ASSISTS

YEAR	PLAYER	TEAM	GP	ASTS
------	--------	------	----	------

2000 Carlos Valderrama TB 32 26
2016 Sacha Kljestan NYR 32 20
6 players tied with 19

SHOTS

YEAR	PLAYER	TEAM	GP	SHOTS
------	--------	------	----	-------

2015 Sebastian Giovinco TOR 33 181
2016 Sebastian Giovinco TOR 28 177
2016 David Villa NYC 33 166
2000 Mamadou Diallo TB 28 152
1996 Preki KC 32 140

SHOTS ON GOAL

YEAR	PLAYER	TEAM	GP	SOG
------	--------	------	----	-----

2000 Mamadou Diallo TB 28 76
2015 Sebastian Giovinco TOR 33 73
2016 David Villa NYC 33 68
2003 Ante Razov CHI 26 67
2015 David Villa NYC 30 64

FOULS COMMITTED

YEAR	PLAYER	TEAM	GP	FC
------	--------	------	----	----

2016 Diego Chara POR 30 86
2000 Diego Serna MIA 31 83
2007 Juan Toja DAL 27 83
2014 Diego Chara POR 31 83
2006 Simo Valakari DAL 31 81

FOULS SUFFERED

YEAR	PLAYER	TEAM	GP	FS
------	--------	------	----	----

2006 Alejandro Moreno HOU 30 112
2004 Davy Arnaud KC 30 111
2005 Alejandro Moreno SJ 31 102
2014 Quincy Amarikwa CHI 32 101
2003 DaMarcus Beasley CHI 22 96

CAUTIONS (YELLOWS)

YEAR	PLAYER	TEAM	GP	CAUT
------	--------	------	----	------

1996 Leonel Alvarez DAL 22 14
1996 Michael Emenalo SJ 29 13
2012 Oswaldo Minda CHV 22 13
2013 Aurelien Collin KC 29 13
2015 Marco Donadel MTL 25 13

EJECTIONS (RED CARDS)

YEAR	PLAYER	TEAM	GP	EJECT
------	--------	------	----	-------

10 players tied with 3

CORNER KICKS

YEAR	PLAYER	TEAM	GP	CK
------	--------	------	----	----

1998 Marco Etcheverry DC 29 198
2011 Brad Davis HOU 34 172
2012 Graham Zusi KC 32 150
2015 Federico Higuain CLB 32 142
2016 Sacha Kljestan NYR 32 143

OFFSIDES

YEAR	PLAYER	TEAM	GP	OFF
------	--------	------	----	-----

2000 Mamadou Diallo TB 28 82
2013 Marco Di Vaio MTL 33 78
1996 Roy Lassiter TB 30 70
2001 Mamadou Diallo TB 22 56
1997 Roy Wegerle DC* 31 55
2007 Joseph Ngwenya HOU* 30 55

GAME-WINNING GOALS

YEAR	PLAYER	TEAM	GP	GWG
------	--------	------	----	-----

2012 Chris Wondolowski SJ 32 11
2002 Carlos Ruiz LA 26 9
2010 Chris Wondolowski SJ 28 9
2014 Lee Nguyen NE 32 9
2013 Chris Wondolowski SJ 29 8



MLS INDIVIDUAL SINGLE-SEASON LEADER

(1996-2016)

GAME-WINNING ASSISTS

YEAR	PLAYER	TEAM	GP	GWA
1999	Mauricio Cienfuegos	LA	30	8
2000	Steve Ralston	TB	30	8
6 players tied with 7				

PENALTY-KICK GOALS

YEAR	PLAYER	TEAM	GP	PKG
2005	Jaime Moreno	DC	29	9
1996	Preki	KC	32	7
2003	Carlos Ruiz	LA	26	7
2014	Dom Dwyer	KC	33	7
2014	Pedro Morales	VAN	33	7
2015	David Villa	NYC	30	7

GOALS PER GAME

YEAR	PLAYER	TEAM	GP	GOALS	AVG
2015	Didier Drogba	MTL	11	11	1
1998	Stern John	CLB	27	26	0.96
2000	Mamadou Diallo	TB	28	26	0.93
2002	Carlos Ruiz	LA	26	24	0.92
1996	Roy Lassiter	TB	30	27	0.9
Minimum: 5 goals					

ASSISTS PER GAME

YEAR	PLAYER	TEAM	GP	ASTS	AVG
1997	Carlos Valderrama	TB	20	19	0.95
1998	Andy Williams	CLB	13	12	0.92
2000	Carlos Valderrama	TB	32	26	0.81
1997	Eric Wynalda	SJ	14	11	0.79
1999	Marco Etcheverry	DC	22	17	0.77
Minimum: 5 assists					

GOALS AGAINST AVG.

YEAR	PLAYER	TEAM	GP	MIN	GA	GAA
2010	Kevin Hartman	DAL	20	1755	12	0.62
2010	Nick Rimando	RSL	27	2430	18	0.67
2012	Michael Gspurning	SEA	21	1845	15	0.73
2011	Donovan Ricketts	LA	15	1284	11	0.77
2016	Zac MacMath	COL	17	1530	13	0.76
Minimum: 1000 minutes played						

WINNING PCT.

YEAR	PLAYER	TEAM	GP	WON	LOST	TIED	PCT
1996	Brad Friedel	CLB	9	8	1	0	0.889
1999	Mark Simpson	DC	9	6	1	0	0.857
1998	Tom Presthus	DC	6	5	1	0	0.833
2013	Matt Reis	NE	12	7	0	4	0.818
1998	Scott Garlick	DC	25	19	5	0	0.792
Minimum: 5 wins							

SCORING PCT.

YEAR	PLAYER	TEAM	GP	SHOTS	GOALS	PCT
2013	Lloyd Sam	NY	22	7	5	71.4
2006	Claudio Suarez	CHV	20	10	6	60
2006	Craig Waibel	HOU	28	12	5	41.7
2009	Jaime Moreno	DC	24	22	9	40.9
2001	Steve Ralston	TB	25	18	7	38.9
2009	Steve Ralston	NE	20	18	7	38.9
Minimum: 5 goals						

SHOTS ON GOAL PCT.

YEAR	PLAYER	TEAM	GP	SHOTS	SOG	PCT
1997	Gerell Elliott	DAL	28	45	34	75.6
2000	Johnny Torres	NE	20	28	21	75
1997	Paul Wright	KC	30	31	22	71
2000	Alex Comas	MET	25	48	34	70.8
2000	Roy Lassiter	MIA	27	54	38	70.4
Minimum: 20 shots on goal						

GAMES PLAYED IN GOAL

YEAR	PLAYER	TEAM	GP
20 players with with 34			

GAMES STARTED IN GOAL

YEAR	PLAYER	TEAM	GP
20 players tied with 34			

MINUTES PLAYED IN GOAL

YEAR	PLAYER	TEAM	MIN
19 players tied with 3060			

MLS INDIVIDUAL SINGLE-SEASON LEADER

(1996-2016)

WINS				
YEAR	PLAYER	TEAM	GP	WON
1998	Kevin Hartman	LA	29	22
1997	Mike Ammann	KC	29	21
1999	Kevin Hartman	LA	32	20
2014	Stefan Frei	SEA	34	20
1998	Scott Garlick	DC	25	19

SHUTOUTS				
YEAR	PLAYER	TEAM	GP	SHO
2000	Tony Meola	KC	31	16
2012	Jimmy Nielsen	KC	34	15
2010	Nick Rimando	RSL	27	14
2013	Donovan Ricketts	POR	32	14
7 players tied with 13				

LOSSES				
YEAR	PLAYER	TEAM	GP	LOST
2005	D.J. Countess	RSL	27	19
2012	Matt Pickens	COL	32	19
1997	Tony Meola	MET	30	18
1999	Mike Ammann	MET	24	18
2014	Dan Kennedy	CHV	33	18

SAVES				
YEAR	PLAYER	TEAM	GP	SVS
2000	Scott Garlick	TB	32	184
1997	Mark Dodd	DAL	30	183
1998	Tony Meola	MET	31	164
1996	Mark Dodd	DAL	31	160
1999	Scott Garlick	TB	28	152

SAVES PERCENTAGE						
YEAR	PLAYER	TEAM	GP	SAVES	SOG	PCT
2006	Matt Pickens	CHI	8	47	57	82.5
2009	Matt Reis	NE	24	114	140	81.4
2006	Jon Conway	NY	12	54	67	80.6
2004	Joe Cannon	COL	30	150	187	80.2
1999	Marcus Hahnemann	COL	13	68	85	80
Minimum: 40 saves						

*Played for more than one team; most recent team listed.

MLS INDIVIDUAL SINGLE-SEASON LEADER IN PLAYOFFS

(1996-2016)

GAMES PLAYED			
YEAR	PLAYER	TEAM	GP
32 players tied with 7			

GAMES STARTED			
YEAR	PLAYER	TEAM	GP
28 players tied with 7			

MINUTES PLAYED			
YEAR	PLAYER	TEAM	MIN
2001	Simon Elliott	LA	676
2001	Kevin Hartman	LA	676
2001	Peter Vagenas	LA	676
2001	Cobi Jones	LA	674
2002	Adin Brown	NE	673
2002	Joe Franchino	NE	673
2002	Steve Ralston	NE	673

GOALS				
YEAR	PLAYER	TEAM	GP	GOALS
2002	Carlos Ruiz	LA	6	8
1996	Raul Diaz Arce	DC	6	6
1996	Roy Lassiter	TB	5	6
2012	Robbie Keane	LA	6	6
5 players tied with 5				

ASSISTS				
YEAR	PLAYER	TEAM	GP	ASTS
1999	Marco Etcheverry	DC	6	6
2000	Ante Razov	CHI	7	6
2008	Guillermo Barros	CLB	4	6
	Schelotto			
	5 players tied with 5			



MLS INDIVIDUAL SINGLE-SEASON LEADER IN PLAYOFFS (1996-2016)

SHOTS				
YEAR	PLAYER	TEAM	GP	SHOTS
2016	Sebastian Giovinco	TOR	6	37
2002	Carlos Ruiz	LA	6	34
2000	Miklos Molnar	KC	7	28
2000	Hristo Stoichkov	CHI	7	27
2000	Ante Razov	CHI	7	24

SHOTS ON GOAL				
YEAR	PLAYER	TEAM	GP	SOG
2002	Carlos Ruiz	LA	6	19
2000	Ante Razov	CHI	7	14
1999	Stern John	CLB	5	13
2000	Miklos Molnar	KC	7	13
2000	Hristo Stoichkov	CHI	7	13

FOULS COMMITTED				
YEAR	PLAYER	TEAM	GP	FC
2000	Matt McKeon	KC	7	22
2002	Pablo Mastroeni	COL	5	21
2000	Miklos Molnar	KC	7	20
1999	Ted Eck	DAL	6	19
2000	Ante Razov	CHI	7	19
2002	Daniel Hernandez	NE	6	19

FOULS SUFFERED				
YEAR	PLAYER	TEAM	GP	FS
2002	Carlos Ruiz	LA	6	30
1999	Cobi Jones	LA	6	28
2001	Landon Donovan	SJ	6	25
2002	Taylor Twellman	NE	6	24
1998	Jaime Moreno	DC	6	23

CAUTIONS (YELLOW)				
YEAR	PLAYER	TEAM	GP	CAUT
22 players tied with 3				

EJECTIONS (RED CARDS)				
YEAR	PLAYER	TEAM	GP	EJECT
2001	Diego Serna	MIA	4	2
64 players tied with 1				

CORNER KICKS				
YEAR	PLAYER	TEAM	GP	CK
1998	Marco Etcheverry	DC	5	36
2001	Richard Mulrooney	SJ	6	33
2006	Brad Davis	HOU	4	30
2015	Sacha Kljestan	NYR	4	30
2000	Hristo Stoichkov	CHI	7	29
2002	Freddy Garcia	CLB	5	29

OFFSIDES				
YEAR	PLAYER	TEAM	GP	OFF
2000	Adolfo Valencia	MET	5	18
2000	Luis Hernandez	LA	5	17
2002	Carlos Ruiz	LA	6	13
2012	Lionard Pajoy	DC	4	12
1997	Raul Diaz Arce	DC	4	11
1999	Stern John	CLB	5	11

GAME-WINNING GOALS				
YEAR	PLAYER	TEAM	GP	GWG
1999	Jaime Moreno	DC	6	3
2000	Miklos Molnar	KC	7	3
2002	Carlos Ruiz	LA	6	3
17 players tied with 2				

GAME-WINNING ASSISTS				
YEAR	PLAYER	TEAM	GP	GWA
2011	David Beckham	LA	4	3
20 players tied with 2				

PENALTY-KICK GOALS				
YEAR	PLAYER	TEAM	GP	PKG
1998	Lubos Kubik	CHI	5	2
1999	Greg Vanney	LA	6	2
2009	Landon Donovan	LA	4	2
2011	Landon Donovan	LA	4	2
2012	Landon Donovan	LA	5	2
2012	Robbie Keane	LA	6	2
2014	Michel	DAL	3	2

GOALS PER GAME				
YEAR	PLAYER	TEAM	GP	GOALS AVG
2009	Guillermo Barros Schelotto	CLB	1	2
2002	Carlos Ruiz	LA	6	1.33
1996	Roy Lassiter	TB	5	1.2
38 players tied with 1.00				
Minimum: 1 goal				

ASSISTS PER GAME				
YEAR	PLAYER	TEAM	GP	ASTS AVG
2007	Rod Dyachenko	DC	1	2
2008	Guillermo Barros Schelotto	CLB	4	1.5
1998	Mauricio Cienfuegos	LA	4	1.25
32 players tied with 1.00				
Minimum: 1 assists				

MLS INDIVIDUAL SINGLE-SEASON LEADER IN PLAYOFFS

(1996-2016)

SCORING PCT.						
YEAR	PLAYER	TEAM	GP	SHOTS	GOALS	PCT

44 players tied
with 100.0
Minimum: 1 goal

SHOTS ON GOAL PCT.						
PLAYER	TEAM	GP	SHOTS	SOG	PCT	

25 players tied with 100.0
Minimum: 3 shots on goal

GAMES PLAYED IN GOAL						
YEAR	PLAYER	TEAM	GP			

2000	Tony Meola	KC	7
2000	Zach Thornton	CHI	7
2001	Kevin Hartman	LA	7
2002	Adin Brown	NE	7

13 players tied with 6

GAMES STARTED IN GOAL						
YEAR	PLAYER	TEAM	GP			

2000	Tony Meola	KC	7
2000	Zach Thornton	CHI	7
2001	Kevin Hartman	LA	7
2002	Adin Brown	NE	7

13 players tied with 6

MINUTES PLAYED IN GOAL						
YEAR	PLAYER	TEAM	GP			

2001	Kevin Hartman	LA	676
2002	Adin Brown	NE	673
2000	Tony Meola	KC	659
2000	Zach Thornton	CHI	630
2016	Clint Irwin	TOR	600

GOALS AGAINST AVG.						
YEAR	PLAYER	TEAM	GP	MIN	GA	GAA

2005	Zach Thornton	CHI	3	270	1	0.33
1998	Zach Thornton	CHI	5	450	2	0.4
2009	Kasey Keller	SEA	2	210	1	0.43
2016	Tim Howard	COL	2	210	1	0.43
2005	Kevin Hartman	LA	4	390	2	0.46

Minimum: 167 minutes played

WINNING PCT.							
YEAR	PLAYER	TEAM	GP	WON	LOST	TIED	PCT

8 players tied with 1.000
Minimum: 1 wins

WINS						
YEAR	PLAYER	TEAM	GP	WON		

1996	Mark Simpson	DC	6	5
1998	Zach Thornton	CHI	5	5
1999	Tom Presthus	DC	6	5
2001	Joe Cannon	SJ	6	5
2002	Kevin Hartman	LA	6	5

SHUTOUTS						
YEAR	PLAYER	TEAM	GP	SHO		

2000	Tony Meola	KC	7	5
1999	Tom Presthus	DC	6	4
2002	Adin Brown	NE	7	4
2016	Stefan Frei	SEA	6	4

9 players tied with 3

LOSSES						
YEAR	PLAYER	TEAM	GP	LOST		

1996	Garth Lagerwey	KC	5	3
2000	Zach Thornton	CHI	7	3
2001	Nick Rimando	MIA	6	3
2002	David Kramer	COL	5	3
2015	Steve Clark	CLB	5	3

SAVES						
YEAR	PLAYER	TEAM	GP	SVS		

2002	Adin Brown	NE	7	42
2000	Tony Meola	KC	7	30
2000	Zach Thornton	CHI	7	29
1997	Scott Garlick	DC	5	26
2001	Nick Rimando	MIA	6	26
2015	Steve Clark	CLB	5	26
2016	Stefan Frei	SEA	6	26



MLS INDIVIDUAL SINGLE-SEASON LEADER IN PLAYOFFS

(1996-2016)

SAVES PERCENTAGE						
YEAR	PLAYER	TEAM	GP	SAVES	SOG	PCT
2007	Dario Sala	DAL	2	8	8	100
1998	Zach Thornton	CHI	5	20	22	90.9
2011	Tally Hall	HOU	4	20	22	90.9
2012	Bill Hamid	DC	3	10	11	90.9
2012	Nick Rimando	RSL	2	9	10	90
Minimum: 7 saves						

MLS INDIVIDUAL YEAR-BY-YEAR LEADERS

(1996-2016)

GAMES PLAYED			
YEAR	PLAYER	TEAM	GP
2016	9 players tied with 34		
2015	12 players tied with 34		
2014	Dominic Oduro	TOR*	35
2013	11 players tied with 34		
2012	6 players tied with 34		
2011	14 players tied with 34		
2010	11 players tied with 30		
2009	14 players tied with 30		
2008	15 players tied with 30		
2007	Chris Klein	LA*	32
2006	12 players tied with 32		
2005	6 players tied with 32		
2004	11 players tied with 30		
2003	9 players tied with 30		
2002	12 players tied with 28		
2001	Jay Heaps	NE*	28
2000	7 players tied with 32		
1999	6 players tied with 32		
1998	Raul Diaz Arce	NE	32
	Eddie Lewis	SJ	32
	Frank Yallop	TB	32
1997	8 players tied with 32		
1996	6 players tied with 32		

GAMES STARTED			
YEAR	PLAYER	TEAM	GP
2016	5 players tied with 34		
2015	6 players tied with 34		
2014	8 players tied with 34		
2013	10 players tied with 34		
2012	Eddie Gaven	CLB	34
	Drew Moor	COL	34
	Jimmy Nielsen	KC	34
2011	10 players tied with 34		
2010	6 players tied with 30		
2009	8 players tied with 30		
2008	12 players tied with 30		
2007	Chris Klein	LA*	32
2006	6 players tied with 32		
2005	5 players tied with 32		
2004	6 players tied with 30		
2003	8 players tied with 30		
2002	4 players tied with 28		
2001	Jesse Marsch	CHI	27
	Zach Thornton	CHI	27
	Kerry Zavagnin	KC	27
2000	6 players tied with 32		
1999	4 players tied with 32		
1998	Raul Diaz Arce	NE	32
	Eddie Lewis	SJ	32
1997	Mike Burns	NE	32
	Dan Calichman	LA	32
	Mark Chung	KC	32
1996	6 players tied with 32		

MLS INDIVIDUAL YEAR-BY-YEAR LEADERS

(1996-2015)

MINUTES PLAYED

YEAR	PLAYER	TEAM	MIN
2016	Joseph Bendik	ORL	3060
	Luis Robles	NYR	3060
	Keegan Rosenberry	PHI	3060
2015	4 players tied with 3060		
2014	5 players tied with 3060		
2013	7 players tied with 3060		
2012	Drew Moor	COL	3060
	Jimmy Nielsen	KC	3060
2011	4 players tied with 3060		
2010	William Hesmer	CLB	2700
	Drew Moor	COL	2700
	Tim Ream	NY	2700
2009	4 players tied with 2700		
2008	6 players tied with 2700		
2007	Chris Klein	LA*	2880
2006	Pat Onstad	HOU	2880
	Matt Reis	NE	2880
2005	5 players tied with 2880		
2004	4 players tied with 2700		
2003	Tony Meola	KC	2797
2002	Nick Rimando	DC	2588
2001	Zach Thornton	CHI	2496
2000	Joe Addo	TB	2934
	Scott Garlick	TB	2934
1999	Peter Vermes	COL	2880
1998	Raul Diaz Arce	NE	2878
1997	Mike Burns	NE	2880
1996	Preki	KC	2880
	Steve Trittschuh	COL	2880

GOALS

YEAR	PLAYER	TEAM	GP	GOALS
2016	Bradley Wright-Phillips	NYR	34	24
2015	Sebastian Giovinco	TOR	33	22
	Kei Kamara	CLB	32	22
2014	Bradley Wright-Phillips	NY	32	27
2013	Camilo Sanvezzo	VAN	32	22
2012	Chris Wondolowski	SJ	32	27
2011	Dwayne De Rosario	DC*	33	16
	Chris Wondolowski	SJ	30	16
2010	Chris Wondolowski	SJ	28	18
2009	Jeff Cunningham	DAL	28	17
2008	Landon Donovan	LA	25	20
2007	Luciano Emilio	DC	29	20
2006	Jeff Cunningham	RSL	31	16
2005	Taylor Twellman	NE	25	17
2004	Brian Ching	SJ	25	12
	Eddie Johnson	DAL	26	12
2003	Carlos Ruiz	LA	26	15
	Taylor Twellman	NE	22	15
2002	Carlos Ruiz	LA	26	24
2001	Alex Pineda Chacon	MIA	25	19
2000	Mamadou Diallo	TB	28	26
1999	Stern John	CLB	28	18
	Jason Kreis	DAL	32	18
	Roy Lassiter	DC	30	18
1998	Stern John	CLB	27	26
1997	Jaime Moreno	DC	20	16
1996	Roy Lassiter	TB	30	27

ASSISTS

YEAR	PLAYER	TEAM	GP	ASTS
2016	Sacha Kijestan	NYR	32	20
2015	Sebastian Giovinco	TOR	33	16
2014	Landon Donovan	LA	31	19
2013	Diego Valeri	POR	31	13
2012	Graham Zusi	KC	32	15
2011	Brad Davis	HOU	34	16
2010	Landon Donovan	LA	24	16
2009	Omar Cummings	COL	28	12
	Brad Davis	HOU	27	12
	Guillermo Barros	CLB	27	19
2008	Schelotto	CLB	27	19
2007	Steve Ralston	NE	26	14
2006	Terry Cooke	COL	23	12
2005	Dwayne De Rosario	SJ	28	13
2004	Jaime Moreno	DC	27	14
2003	Preki	KC	30	17
2002	Steve Ralston	NE	27	19
2001	John Wilmar Perez	CLB	25	15
	Diego Serna	MIA	22	15
2000	Carlos Valderrama	TB	32	26
1999	Steve Ralston	TB	32	18
1998	Marco Etcheverry	DC	29	19
1997	Carlos Valderrama	TB	20	19
1996	Marco Etcheverry	DC	26	19

SHOTS

YEAR	PLAYER	TEAM	GP	SHOTS
2016	Sebastian Giovinco	TOR	28	177
2015	Sebastian Giovinco	TOR	33	181
2014	Robbie Keane	LA	29	122
2013	Camilo Sanvezzo	VAN	32	123
2012	Kei Kamara	KC	33	134
2011	Dwayne De Rosario	DC*	33	112
2010	Juan Pablo Angel	NY	30	98
2009	Fredy Montero	SEA	27	86
2008	Kenny Cooper	DAL	30	119
2007	Juan Pablo Angel	NY	24	97
2006	Ante Razov	CHV	28	98
2005	Chris Klein	KC	31	84
2004	Damani Ralph	CHI	26	89
2003	Ante Razov	CHI	26	119
2002	Ante Razov	CHI	25	115
2001	Mamadou Diallo	TB	22	94
2000	Mamadou Diallo	TB	28	152
1999	Jason Kreis	DAL	32	114
1998	Stern John	CLB	27	116
1997	Robert Warzycha	CLB	31	92
1996	Preki	KC	32	140



MLS INDIVIDUAL YEAR-BY-YEAR LEADERS

(1996-2016)

SHOTS ON GOAL

YEAR	PLAYER	TEAM	GP	SOG
2016	David Villa	NYC	33	68
2015	Sebastian Giovinco	TOR	33	73
2014	Bradley Wright-Phillips	NY	32	57
2013	Camilo Sanvezzo	VAN	32	55
2012	Chris Wondolowski	SJ	32	55
2011	Chris Wondolowski	SJ	30	52
2010	Sebastien Le Toux	PHI	28	48
2009	Jeff Cunningham	DAL	28	38
2008	Kenny Cooper	DAL	30	60
2007	Taylor Twellman	NE	26	55
2006	Jeff Cunningham	RSL	31	45
2005	Taylor Twellman	NE	25	51
2004	Taylor Twellman	NE	23	39
2003	Ante Razov	CHI	26	67
2002	Taylor Twellman	NE	28	58
2001	Abdul Thompson	DC	25	45
	Conteh			
2000	Mamadou Diallo	TB	28	76
1999	Jason Kreis	DAL	32	57
1998	Roy Lassiter	DC*	31	52
1997	Jaime Moreno	DC	20	46
1996	Preki	KC	32	61

FOULS SUFFERED

YEAR	PLAYER	TEAM	GP	FS
2016	Mauro Diaz	DAL	27	81
	Alberto Quintero	SJ	30	81
2015	Sebastian Giovinco	TOR	33	90
2014	Quincy Amarikwa	CHI	32	101
2013	Darlington Nagbe	POR	34	83
2012	Patrick Nyarko	CHI	34	84
2011	Gershon Koffie	VAN	29	76
2010	David Ferreira	DAL	30	84
2009	Freddie Ljungberg	SEA	22	67
2008	Cuauhtemoc Blanco	CHI	27	76
2007	Alejandro Moreno	CLB*	29	93
2006	Alejandro Moreno	HOU	30	112
2005	Alejandro Moreno	SJ	31	102
2004	Davy Arnaud	KC	30	111
2003	DaMarcus Beasley	CHI	22	96
2002	Taylor Twellman	NE	28	87
2001	Jaime Moreno	DC	24	87
2000	Jason Moore	COL	27	83
1999	Cobi Jones	LA	28	80
1998	Diego Serna	MIA	26	89
1997	Roberto Donadoni	MET	32	94
1996	Giuseppe Galderisi	TB*	25	89

FOULS COMMITTED

YEAR	PLAYER	TEAM	GP	FC
2016	Diego Chara	POR	30	86
2015	Luis Garrido	HOU	29	73
	Cristian Higuita	ORL	26	73
	Tony Tchani	CLB	32	73
2014	Diego Chara	POR	31	83
2013	Marcelo Sarvas	LA	33	80
2012	Michael Farfan	PHI	32	74
2011	Diego Chara	POR	28	64
2010	Conor Casey	COL	27	52
2009	Conor Casey	COL	24	62
2008	Atiba Harris	CHV	28	73
2007	Juan Toja	DAL	27	83
2006	Simo Valakari	DAL	31	81
2005	Simo Valakari	DAL	28	78
2004	Simo Valakari	DAL	26	73
2003	Carlos Ruiz	LA	26	76
2002	Carlos Ruiz	LA	26	71
2001	Matt McKeon	KC	26	76
2000	Diego Serna	MIA	31	83
1999	Matt McKeon	COL	28	80
1998	Richie Williams	DC	31	66
1997	Matt McKeon	KC	31	75
1996	Geoff Aunger	NE	29	66

CAUTIONS (YELLOW)

YEAR	PLAYER	TEAM	GP	CAUT
2016	Marcelo Sarvas	DC	28	11
2015	Marco Donadel	MTL	25	13
2014	Oswaldo Minda	CHV	20	12
2013	Aurelien Collin	KC	29	13
2012	Oswaldo Minda	CHV	22	13
2011	David Beckham	LA	26	10
	Aurelien Collin	KC	23	10
2010	Wilman Conde	CHI	25	10
2009	Kyle Beckerman	RSL	25	10
2008	Bakary Soumare	CHI	28	10
2007	Eddie Robinson	HOU	25	11
2006	Eddie Robinson	HOU	25	11
2005	4 players tied with 9			
2004	6 players tied with 8			
2003	Carlos Llamasa	NE	24	9
	Oscar Pareja	DAL	24	9
	Mike Petke	DC	25	9
2002	5 players tied with 9			
2001	Joe Franchino	NE	23	10
2000	Geoff Aunger	DC	26	11
	Mauricio Wright	NE*	26	11
1999	Danny Pena	LA	27	10
1998	Leonel Alvarez	DAL	27	12
1997	Frankie Hejduk	TB	23	9
	Mo Johnston	KC	29	9
1996	Leonel Alvarez	DAL	22	14

MLS INDIVIDUAL YEAR-BY-YEAR LEADERS

(1996-2016)

EJECTIONS (RED CARDS)

YEAR	PLAYER	TEAM	GP	EJECT
2016	Kendall Waston	VAN	26	3
2015	Laurent Ciman	MTL	27	3
	Jamison Olave	RSL	22	3
2014	8 players tied with 2			
2013	Dimitry Imbongo	NE	21	3
2012	6 players tied with 2			
2011	Eric Hassli	VAN	26	3
2010	Davy Arnaud	KC	27	3
2009	Carlos Johnson	NY	13	3
	Jamison Olave	RSL	25	3
2008	6 players tied with 2			
2007	4 players tied with 2			
2006	4 players tied with 2			
2005	Guy Melamed	COL	14	2
	Jaime Moreno	DC	29	2
	Eddie Robinson	SJ	29	2
2004	Dema Kovalenko	DC	25	2
	Simo Valakari	DAL	26	2
2003	Ramiro Corrales	SJ	25	2
2002	Chad McCarty	CLB	18	2
	Tony Meola	KC	17	2
2001	5 players tied with 2			
2000	Ezra Hendrickson	LA	22	3
1999	7 players tied with 2			
1998	7 players tied with 2			
1997	Branco	MET	11	3
1996	Leonel Alvarez	DAL	22	2
	Mike Clark	CLB	27	2

CORNER KICKS

YEAR	PLAYER	TEAM	GP	CK
2016	Sacha Kljestan	NYR	32	143
2015	Federico Higuain	CLB	32	142
2014	Federico Higuain	CLB	29	134
2013	Graham Zusi	KC	27	128
2012	Graham Zusi	KC	32	150
2011	Brad Davis	HOU	34	172
	Guillermo Barros			
2010	Schelotto	CLB	29	127
2009	Claudio Lopez	KC	29	123
	Guillermo Barros			
2008	Schelotto	CLB	27	126
2007	Steve Ralston	NE	26	130
2006	Juan Pablo Garcia	CHV	29	106
2005	Christian Gomez	DC	31	88
2004	Jose Cancela	NE	25	118
2003	Cobi Jones	LA	28	129
2002	Marco Etcheverry	DC	24	139
2001	Marco Etcheverry	DC	23	115
2000	Marco Etcheverry	DC	22	141
1999	Marco Etcheverry	DC	22	122
1998	Marco Etcheverry	DC	29	198
1997	Robert Warzycha	CLB	31	97
1996	Martin Vasquez	TB	31	115
	Roy Lassiter	TB	30	70

OFFSIDES

YEAR	PLAYER	TEAM	GP	OFF
2016	David Villa	NYC	33	41
2015	David Villa	NYC	30	47
2014	Dom Dwyer	KC	33	38
2013	Marco Di Vaio	MTL	33	78
2012	Jairo Arrieta	CLB	18	41
2011	Luke Rodgers	NY	23	48
2010	Juan Pablo Angel	NY	30	50
2009	Dwayne De Rosario	TOR	28	43
2008	Kenny Cooper	DAL	30	39
	Jeff Cunningham	DAL*	27	39
2007	Joseph Ngwenya	HOU*	30	55
2006	Ante Razov	CHV	28	43
2005	Ronald Cerritos	SJ	30	41
2004	Taylor Twellman	NE	23	35
2003	Carlos Ruiz	LA	26	46
2002	Mamadou Diallo	MET*	24	54
2001	Mamadou Diallo	TB	22	56
2000	Mamadou Diallo	TB	28	82
1999	Roy Lassiter	DC	30	43
1998	Raul Diaz Arce	NE	32	44
1997	Roy Wegerle	DC*	31	55
1996	Roy Lassiter	TB	30	70

GAME-WINNING GOALS

YEAR	PLAYER	TEAM	GP	GWG
2016	Bradley Wright-Phillips	NYR	34	7
2015	Sebastian Giovinco	TOR	33	7
	Kei Kamara	CLB	32	7
	Bradley Wright-Phillips	NYR	34	7
2014	Lee Nguyen	NE	32	9
2013	Chris Wondolowski	SJ	29	8
2012	Chris Wondolowski	SJ	32	11
2011	4 players tied with 5			
2010	Chris Wondolowski	SJ	28	9
2009	Jeff Cunningham	DAL	28	7
2008	5 players tied with 4			
2007	Eddie Johnson	KC	24	6
2006	Kenny Cooper	DAL	31	6
	Nicolas Hernandez	COL	30	6
2005	Landon Donovan	LA	22	7
2004	Eddie Johnson	DAL	26	7
2003	Landon Donovan	SJ	22	5
	Carlos Ruiz	LA	26	5
	John Spencer	COL	27	5
	Carlos Ruiz	LA	26	9
2002	Alex Pineda Chacon	MIA	25	7
2000	4 players tied with 6			
1999	Jorge Dely Valdes	COL	32	7
	Ante Razov	CHI	30	7
1998	Stern John	CLB	27	6
	Jason Kreis	DAL	30	6
1997	Jaime Moreno	DC	20	5
	Preki	KC	27	5
1996	Eduardo Hurtado	LA	26	6
	Steve Rammel	DC	26	6



MLS INDIVIDUAL YEAR-BY-YEAR LEADERS

(1996-2016)

GAME-WINNING ASSISTS

YEAR	PLAYER	TEAM	GP	GWA
2016	Mauro Diaz	DAL	27	7
	Sacha Kljestan	NYR	32	7
2015	Ignacio Piatti	MTL	26	6
2014	Robbie Keane	LA	29	6
2013	5 players tied with 5			
2012	5 players tied with 5			
2011	David Beckham	LA	26	7
2010	Bobby Conway	SJ	28	5
	Landon Donovan	LA	24	5
	David Ferreira	DAL	30	5
2009	Freddie Ljungberg	SEA	22	5
2008	Guillermo Barros Schelotto	CLB	27	5
	Steve Ralston	NE	21	5
2007	Christian Gomez	DC	27	5
2006	4 players tied with 4			
2005	Dwayne De Rosario	SJ	28	5
	Cobi Jones	LA	31	5
2004	4 players tied with 5			
2003	Preki	KC	30	5
2002	Carlos Valderrama	COL	27	6
2001	Diego Serna	MIA	22	7
2000	Steve Ralston	TB	30	8
1999	Mauricio Cienfuegos	LA	30	8
1998	Marco Etcheverry	DC	29	5
	Ezra Hendrickson	LA	27	5
	Eduardo Hurtado	MET*	29	5
1997	Mauricio Cienfuegos	LA	22	7
1996	Marco Etcheverry	DC	26	6
	Carlos Valderrama	TB	23	6

PENALTY-KICK GOALS

YEAR	PLAYER	TEAM	GP	PKG
2016	Pedro Morales	VAN	27	6
2015	David Villa	NYC	30	7
2014	Dom Dwyer	KC	33	7
	Pedro Morales	VAN	33	7
2013	Federico Higuain	CLB	29	6
2012	Patrice Bernier	MTL	27	6
2011	Andres Mendoza	CLB	29	5
2010	Guillermo Barros Schelotto	CLB	29	5
2009	Jaime Moreno	DC	24	6
2008	4 players tied with 4			
2007	Juan Pablo Angel	NY	24	5
	Landon Donovan	LA	25	5
2006	Jeff Cunningham	RSL	31	4
	Amado Guevara	NY	28	4
2005	Jaime Moreno	DC	29	9
2004	Amado Guevara	MET	24	6
2003	Carlos Ruiz	LA	26	7
2002	5 players tied with 3			
2001	Cate	NE	22	5
2000	Greg Vanney	LA	27	5
1999	Wolde Harris	COL	29	3
1998	Mauricio Cienfuegos	LA	30	4
	Lubos Kubik	CHI	31	4
1997	Jaime Moreno	DC	20	5
1996	Preki	KC	32	7

GOALS PER GAME

YEAR	PLAYER	TEAM	GP	GOALS	AVG
2016	Bradley Wright-Phillips	NYR	34	24	0.71
2015	Didier Drogba	MTL	11	11	1
2014	Bradley Wright-Phillips	NY	32	27	0.84
2013	Alvaro Saborio	RSL	16	12	0.75
2012	Chris Wondolowski	SJ	32	27	0.84
2011	Danny Koevermans	TOR	10	8	0.8
2010	Edson Buddle	LA	25	17	0.68
2009	Conor Casey	COL	24	16	0.67
2008	Landon Donovan	LA	25	20	0.8
2007	Juan Pablo Angel	NY	24	19	0.79
2006	Brian Ching	HOU	21	11	0.52
2005	Taylor Twellman	NE	25	17	0.68
2004	Carlos Ruiz	LA	20	11	0.55
2003	Taylor Twellman	NE	22	15	0.68
2002	Carlos Ruiz	LA	26	24	0.92
2001	Alex Pineda Chacon	MIA	25	19	0.76
2000	Mamadou Diallo	TB	28	26	0.93
1999	Stern John	CLB	28	18	0.64
1998	Stern John	CLB	27	26	0.96
1997	Jaime Moreno	DC	20	16	0.8
1996	Roy Lassiter	TB	30	27	0.9

Minimum: 5 goals

ASSISTS PER GAME

YEAR	PLAYER	TEAM	GP	ASTS	AVG
2016	Sacha Kljestan	NYR	32	20	0.63
2015	Cristian Maidana	PHI	28	15	0.54
2014	Landon Donovan	LA	31	19	0.61
2013	Robbie Keane	LA	23	11	0.48
2012	Landon Donovan	LA	26	14	0.54
2011	David Beckham	LA	26	15	0.58
2010	Landon Donovan	LA	24	16	0.67
2009	Brad Davis	HOU	27	12	0.44
2008	Guillermo Barros Schelotto	CLB	27	19	0.7
2007	Steve Ralston	NE	26	14	0.54
2006	Terry Cooke	COL	23	12	0.52
2005	Dwayne De Rosario	SJ	28	13	0.46
2004	Jaime Moreno	DC	27	14	0.52
2003	Preki	KC	30	17	0.57
2002	Steve Ralston	NE	27	19	0.7
2001	Diego Serna	MIA	22	15	0.68
2000	Carlos Valderrama	TB	32	26	0.81
1999	Marco Etcheverry	DC	22	17	0.77
1998	Andy Williams	CLB	13	12	0.92
1997	Carlos Valderrama	TB	20	19	0.95
1996	Carlos Valderrama	TB	23	17	0.74

Minimum: 5 assists

MLS INDIVIDUAL YEAR-BY-YEAR LEADERS

(1996-2016)

SCORING PCT.

YEAR	PLAYER	TEAM	GP	SHOTS	GOALS	PCT
2016	Frank Lampard	NYC	19	33	12	36.4
2015	Obafemi Martins	SEA	21	42	15	35.7
2014	Luis Silva	DC	27	39	11	28.2
2013	Lloyd Sam	NY	22	7	5	71.4
2012	Kamani Hill	COL	19	15	5	33.3
2011	Conor Casey	COL	14	18	6	33.3
2010	Birahim Diop	KC	14	15	5	33.3
	Blaise Nkufo	SEA	11	15	5	33.3
2009	Jaime Moreno	DC	24	22	9	40.9
2008	Steve Ralston	NE	21	21	8	38.1
2007	Danny Dichio	TOR	17	20	6	30
2006	Claudio Suarez	CHV	20	10	6	60
2005	Scott Sealy	KC	28	31	9	29
2004	Ross Paule	CLB	25	23	7	30.4
2003	Alejandro Moreno	LA	24	19	6	31.6
2002	Taylor Twellman	NE	28	92	23	25
2001	Steve Ralston	TB	25	18	7	38.9
2000	Alex Comas	MET	25	48	13	27.1
1999	Roy Lassiter	DC	30	85	18	21.2
1998	Mauricio Cienfuegos	LA	30	36	13	36.1
1997	Ronald Cerritos	SJ	22	40	12	30
1996	Roy Lassiter	TB	30	76	27	35.5

Minimum: 5 goals

SHOTS ON GOAL PCT.

YEAR	PLAYER	TEAM	GP	SHOTS	SOG	PCT
2016	Frank Lampard	NYC	19	33	21	63.6
2015	Obafemi Martins	SEA	21	42	28	66.7
2014	Andres Romero	MTL	29	31	20	64.5
2013	Fabian Espindola	NY	28	48	26	54.2
2012	Danny Koevrmans	TOR	16	39	24	61.5
2011	Landon Donovan	LA	23	42	23	54.8
2010	Teal Bunbury	KC	26	41	23	56.1
2009	Patrick Nyarko	CHI	30	33	20	60.6
2008	Mauricio Castro	NE	24	29	20	69
2007	Jeff Cunningham	TOR*	23	32	21	65.6
2006	Andy Herron	CHI	20	37	25	67.6
2005	Landon Donovan	LA	22	49	32	65.3
2004	Jaime Moreno	DC	27	39	25	64.1
2003	Carlos Ruiz	LA	26	84	51	60.7
2002	Cobi Jones	LA	19	31	21	67.7
2001	Ronald Cerritos	SJ	25	45	30	66.7
	Jaime Moreno	DC	24	60	40	66.7
2000	Johnny Torres	NE	20	28	21	75
1999	Carlos Hermosillo	LA	16	38	24	63.2
1998	Mauricio Cienfuegos	LA	30	36	25	69.4
1997	Gerrell Elliott	DAL	28	45	34	75.6
1996	Pete Marino	CLB	29	52	36	69.2

Minimum: 20 shots on goal

GAMES PLAYED IN GOAL

YEAR	PLAYER	TEAM	GP
2016	Joseph Bendik	ORL	34
	David Bingham	SJ	34
	Luis Robles	NYR	34
2015	4 players tied with 34		
2014	5 players tied with 34		
2013	4 players tied with 34		
2012	Jimmy Nielsen	KC	34
2011	Tally Hall	HOU	34
	Kasey Keller	SEA	34
	Matt Pickens	COL	34
2010	William Hesmer	CLB	30
	Kasey Keller	SEA	30
2009	Jon Busch	CHI	30
	Kevin Hartman	KC	30
	Pat Onstad	HOU	30
2008	4 players tied with 30		
2007	Bouna Coundoul	COL	30
	Kevin Hartman	KC	30
	Matt Reis	NE	30
2006	Pat Onstad	HOU	32
	Matt Reis	NE	32
2005	Pat Onstad	SJ	32
	Bo Oshoniyi	KC	32
2004	Joe Cannon	COL	30
	Kevin Hartman	LA	30
2003	Kevin Hartman	LA	30
	Tony Meola	KC	30
	Zach Thornton	CHI	30
2002	Nick Rimando	DC	28
2001	Zach Thornton	CHI	27
2000	Scott Garlick	TB	32
1999	Kevin Hartman	LA	32
1998	Tony Meola	MET	31
1997	Mark Dodd	DAL	30
	Tony Meola	MET	30
1996	Mark Dodd	DAL	31

MLS INDIVIDUAL YEAR-BY-YEAR LEADERS

(1996-2016)

GAMES STARTED IN GOAL

YEAR	PLAYER	TEAM	GP
2016	Joseph Bendik	ORL	34
	David Bingham	SJ	34
	Luis Robles	NYR	34
2015	4 players tied with 34		
2014	5 players tied with 34		
2013	4 players tied with 34		
2012	Jimmy Nielsen	KC	34
2011	Tally Hall	HOU	34
	Kasey Keller	SEA	34
	Matt Pickens	COL	34
2010	William Hesmer	CLB	30
	Kasey Keller	SEA	30
2009	Jon Busch	CHI	30
	Kevin Hartman	KC	30
	Pat Onstad	HOU	30
2008	4 players tied with 30		
2007	Bouna Coundoul	COL	30
	Kevin Hartman	KC	30
	Matt Reis	NE	30
2006	Pat Onstad	HOU	32
	Matt Reis	NE	32
2005	Pat Onstad	SJ	32
	Bo Oshoniyi	KC	32
2004	Joe Cannon	COL	30
	Kevin Hartman	LA	30
2003	Kevin Hartman	LA	30
	Tony Meola	KC	30
	Zach Thornton	CHI	30
2002	Nick Rimando	DC	28
2001	Zach Thornton	CHI	27
2000	Scott Garlick	TB	32
1999	Kevin Hartman	LA	32
1998	Tony Meola	MET	31
1997	Mark Dodd	DAL	30
	Tony Meola	MET	30
1996	Mark Dodd	DAL	31

MINUTES PLAYED IN GOAL

YEAR	PLAYER	TEAM	MIN
2016	Joseph Bendik	ORL	3060
	Luis Robles	NYR	3060
2015	4 players tied with 3060		
2014	5 players tied with 3060		
2013	4 players tied with 3060		
2012	Jimmy Nielsen	KC	3060
2011	Tally Hall	HOU	3060
	Kasey Keller	SEA	3060
	Matt Pickens	COL	3060
2010	William Hesmer	CLB	2695
2009	Jon Busch	CHI	2700
	Kevin Hartman	KC	2700
	Pat Onstad	HOU	2700
2008	4 players tied with 2700		
2007	Kevin Hartman	KC	2700
	Matt Reis	NE	2700
2006	Pat Onstad	HOU	2880
	Matt Reis	NE	2880
2005	Pat Onstad	SJ	2880
	Bo Oshoniyi	KC	2880
2004	Joe Cannon	COL	2700
2003	Kevin Hartman	LA	2796
2002	Nick Rimando	DC	2588
2001	Zach Thornton	CHI	2496
2000	Scott Garlick	TB	2934
1999	Kevin Hartman	LA	2870
1998	Tony Meola	MET	2790
1997	Mark Dodd	DAL	2700
1996	Mark Dodd	DAL	2776

MLS INDIVIDUAL YEAR-BY-YEAR LEADERS

(1996-2015)

GOALS AGAINST AVG.							WINS				
YEAR	PLAYER	TEAM	GP	MIN	GA	GAA	YEAR	PLAYER	TEAM	GP	WON
2015	Nick Rimando	RSL	24	2160	24	1	2016	Luis Robles	NYR	34	16
2014	Nick Rimando	RSL	24	2160	25	1.04	2015	Luis Robles	NYR	34	18
2013	Jimmy Nielsen	KC	34	3060	30	0.88	2014	Stefan Frei	SEA	34	20
2012	Michael Gspurning	SEA	21	1845	15	0.73	2013	Jimmy Nielsen	KC	34	17
2011	Donovan Ricketts	LA	15	1284	11	0.77		Luis Robles	NY	34	17
2010	Kevin Hartman	DAL	20	1755	12	0.62	2012	Jimmy Nielsen	KC	34	18
2009	Zach Thornton	CHV	27	2385	23	0.87	2011	Kasey Keller	SEA	34	18
2008	Pat Onstad	HOU	24	2098	24	1.03	2010	Donovan Ricketts	LA	29	18
2007	Pat Onstad	HOU	27	2418	22	0.82	2009	Pat Onstad	HOU	30	13
2006	Jon Conway	NY	12	1080	12	1	2008	William Hesmer	CLB	29	17
2005	Pat Onstad	SJ	32	2880	31	0.97	2007	Troy Perkins	DC	29	16
2004	Nick Rimando	DC	13	1170	13	1	2006	Troy Perkins	DC	30	15
2003	Jonny Walker	MET	14	1325	14	0.95	2005	Pat Onstad	SJ	32	18
2002	Jon Busch	CLB	14	1236	15	1.09	2004	Jon Busch	CLB	29	12
	Kevin Hartman	LA	18	1648	20	1.09	2003	Zach Thornton	CHI	30	15
2001	Zach Thornton	CHI	27	2496	30	1.08	2002	Joe Cannon	SJ	26	13
2000	Tony Meola	KC	31	2825	29	0.92	2001	Zach Thornton	CHI	27	16
1999	Kevin Hartman	LA	32	2870	29	0.91	2000	Scott Garlick	TB	32	16
1998	Zach Thornton	CHI	25	2076	27	1.17	1999	Kevin Hartman	LA	32	20
1997	Brad Friedel	CLB	29	2609	35	1.21	1998	Kevin Hartman	LA	29	22
1996	Jorge Campos	LA	24	2025	27	1.2	1997	Mike Ammann	KC	29	21
1996	Jorge Campos	LA	24	2025	27	1.2	1996	Mark Dodd	DAL	31	17
	Minimum: 1000 minutes played							Mark Dougherty	TB	28	17

WINNING PCT.								LOSSES				
YEAR	PLAYER	TEAM	GP	WON	LOST	TIED	PCT	YEAR	PLAYER	TEAM	GP	LOST
2016	Zac MacMath	COL	17	9	3	5	0.676	2016	David Ousted	VAN	33	15
2015	Jesse Gonzalez	DAL	11	7	3	1	0.682	2015	Josh Saunders	NYC	33	16
2014	Nick Rimando	RSL	24	13	4	7	0.688	2014	Dan Kennedy	CHV	33	18
2013	Matt Reis	NE	12	7	0	4	0.818	2013	Bill Hamid	DC	25	17
2012	Jon Busch	SJ	32	17	5	9	0.694		Dan Kennedy	CHV	31	17
2011	Josh Saunders	LA	19	12	2	4	0.778	2012	Matt Pickens	COL	32	19
2010	Kevin Hartman	DAL	20	10	1	8	0.737	2011	William Hesmer	CLB	32	13
2009	William Hesmer	CLB	19	9	4	6	0.632	2010	Troy Perkins	DC	22	15
2008	William Hesmer	CLB	29	17	6	6	0.69	2009	Joe Cannon	SJ	28	14
2007	Troy Perkins	DC	29	16	6	7	0.672	2008	Joe Cannon	SJ	30	13
2006	Jon Conway	NY	12	7	2	3	0.708	2007	Joe Cannon	LA	29	13
2005	Pat Onstad	SJ	32	18	4	10	0.719		Nick Rimando	RSL	27	13
2004	Bo Oshoniyi	KC	9	5	2	2	0.667	2006	Scott Garlick	RSL	31	12
2003	Pat Onstad	SJ	27	14	5	8	0.667		Kevin Hartman	LA	28	12
2002	Jon Busch	CLB	14	8	3	2	0.692		Bo Oshoniyi	KC	29	12
2001	Mark Simpson	DC	7	5	2	0	0.714	2005	D.J. Countess	RSL	27	19
2000	Zach Thornton	CHI	25	15	4	6	0.72	2004	Henry Ring	CHI	28	12
1999	Mark Simpson	DC	9	6	1	0	0.857	2003	D.J. Countess	DAL	24	15
1998	Tom Presthus	DC	6	5	1	0	0.833	2002	Tim Howard	MET	27	14
1997	Mike Ammann	KC	29	21	8	0	0.724		Nick Rimando	DC	28	14
1996	Brad Friedel	CLB	9	8	1	0	0.889	2001	Adin Brown	TB*	22	16
	Minimum: 5 wins							2000	Matt Jordan	DAL	31	14
								1999	Mike Ammann	MET	24	18
								1998	Tony Meola	MET	31	17
								1997	Tony Meola	MET	30	18
								1996	Tony Meola	MET	29	15
									Chris Woods	COL	23	15

MLS INDIVIDUAL YEAR-BY-YEAR LEADERS

(1996-2016)

SAVES				
YEAR	PLAYER	TEAM	GP	SVS
2016	Jake Gleeson	POR	28	118
2015	Josh Saunders	NYC	33	123
2014	Jon Busch	SJ	34	137
2013	Troy Perkins	MTL	33	109
2012	Andy Gruenebaum	CLB	33	124
2011	Jon Busch	SJ	33	113
2010	Stefan Frei	TOR	28	108
2009	Matt Reis	NE	24	114
2008	Joe Cannon	SJ	30	124
2007	Nick Rimando	RSL	27	146
2006	Matt Reis	NE	32	141
2005	Matt Reis	NE	31	115
2004	Joe Cannon	COL	30	150
2003	Kevin Hartman	LA	30	149
2002	Tim Howard	MET	27	140
2001	Tim Howard	MET	26	146
2000	Scott Garlick	TB	32	184
1999	Scott Garlick	TB	28	152
1998	Tony Meola	MET	31	164
1997	Mark Dodd	DAL	30	183
1996	Mark Dodd	DAL	31	160

SHUTOUTS				
YEAR	PLAYER	TEAM	GP	SVS
2016	Luis Robles	NYR	34	11
2015	Adam Larsen Kwarasey	POR	33	13
	David Ousted	VAN	34	13
2014	David Ousted	VAN	34	13
2013	Donovan Ricketts	POR	32	14
2012	Jimmy Nielsen	KC	34	15
2011	Kevin Hartman	DAL	33	13
	Nick Rimando	RSL	33	13
2010	Nick Rimando	RSL	27	14
2009	Zach Thornton	CHV	27	12
2008	Jon Busch	CHI	30	10
	Kevin Hartman	KC	30	10
	William Hesmer	CLB	29	10
2007	Brad Guzan	CHV	27	13
2006	Matt Reis	NE	32	10
2005	Pat Onstad	SJ	32	12
2004	Jon Busch	CLB	29	10
	Joe Cannon	COL	30	10
2003	Scott Garlick	COL	26	9
	Pat Onstad	SJ	27	9
2002	Joe Cannon	SJ	26	8
2001	Matt Jordan	DAL	26	9
	Zach Thornton	CHI	27	9
2000	Tony Meola	KC	31	16
1999	Kevin Hartman	LA	32	11
	Matt Jordan	DAL	29	11
1998	Zach Thornton	CHI	25	8
1997	Brad Friedel	CLB	29	7
1996	Tony Meola	MET	29	9

SAVES PERCENTAGE						
YEAR	PLAYER	TEAM	GP	SAVES	SOG	PCT
2016	Brian Rowe	LA	31	113	148	76.4
2015	Stefan Frei	SEA	31	111	144	77.1
2014	Bill Hamid	DC	30	110	146	75.3
2013	Nick Rimando	RSL	27	82	112	73.2
2012	Bill Hamid	DC	24	88	113	77.9
2011	Donovan Ricketts	LA	15	41	54	75.9
2010	Kevin Hartman	DAL	20	56	71	78.9
2009	Matt Reis	NE	24	114	140	81.4
2008	Jon Busch	CHI	30	122	156	78.2
2007	Pat Onstad	HOU	27	85	109	78
2006	Matt Pickens	CHI	8	47	57	82.5
2005	Pat Onstad	SJ	32	105	136	77.2
2004	Joe Cannon	COL	30	150	187	80.2
2003	Jonny Walker	MET	14	55	70	78.6
2002	Jon Busch	CLB	14	63	80	78.8
2001	Tim Howard	MET	26	146	190	76.8
2000	Tony Meola	KC	31	129	162	79.6
1999	Marcus Hahnemann	COL	13	68	85	80
1998	Mark Dodd	DAL	25	134	179	74.9
1997	Brad Friedel	CLB	29	131	174	75.3
1996	Brad Friedel	CLB	9	46	60	76.7
Minimum: 40 saves						

*Played for more than one team; most recent team listed.

MLS INDIVIDUAL YEAR-BY-YEAR LEADERS IN PLAYOFFS

(1996-2016)

GAMES PLAYED			
YEAR	PLAYER	TEAM	GP

2016 22 players tied with 6
 2015 8 players tied with 6
 2014 31 players tied with 5
 2013 29 players tied with 5
 2012 17 players tied with 6
 2011 21 players tied with 4
 2010 21 players tied with 4
 2009 22 players tied with 4
 2008 21 players tied with 4
 2007 23 players tied with 4
 2006 21 players tied with 4
 2005 21 players tied with 4
 2004 21 players tied with 4
 2003 20 players tied with 4
 2002 6 players tied with 7
 2001 8 players tied with 7
 2000 18 players tied with 7
 1999 26 players tied with 6
 1998 8 players tied with 6
 1997 21 players tied with 5
 1996 19 players tied with 6
 1996 6 players tied with 32

MINUTES PLAYED			
YEAR	PLAYER	TEAM	MIN

2016 6 players tied with 600
 2015 Nat Borchers POR 570
 Darlington Nagbe POR 570
 Alvas Powell POR 570
 2014 8 players tied with 480
 2013 10 players tied with 510
 2012 10 players tied with 540
 2011 13 players tied with 360
 2010 5 players tied with 420
 2009 9 players tied with 420
 2008 11 players tied with 360
 2007 6 players tied with 390
 2006 5 players tied with 420
 2005 12 players tied with 390
 2004 Brian Carroll DC 390
 Mike Petke DC 390
 Nick Rimando DC 390
 2003 6 players tied with 393
 2002 Adin Brown NE 673
 Joe Franchino NE 673
 Steve Ralston NE 673
 2001 Simon Elliott LA 676
 Kevin Hartman LA 676
 Peter Vagenas LA 676
 2000 7 players tied with 659
 1999 11 players tied with 540
 1998 Jeff Agoos DC 540
 John Harkes DC 540
 Tom Presthus DC 540
 1997 7 players tied with 450
 1996 9 players tied with 544

GAMES STARTED			
YEAR	PLAYER	TEAM	GP

2016 18 players tied with 6
 2015 5 players tied with 6
 2014 25 players tied with 5
 2013 21 players tied with 5
 2012 15 players tied with 6
 2011 19 players tied with 4
 2010 18 players tied with 4
 2009 17 players tied with 4
 2008 21 players tied with 4
 2007 19 players tied with 4
 2006 17 players tied with 4
 2005 19 players tied with 4
 2004 19 players tied with 4
 2003 17 players tied with 4
 2002 6 players tied with 7
 2001 6 players tied with 7
 2000 16 players tied with 7
 1999 26 players tied with 6
 1998 8 players tied with 6
 1997 19 players tied with 5
 1996 15 players tied with 6

GOALS				
YEAR	PLAYER	TEAM	GP	GOALS

2016 Jozy Altidore TOR 6 5
 2015 Kei Kamara CLB 5 4
 2014 Charlie Davies NE 5 4
 Bradley Wright-Phillips NY 4 4
 2013 Aurelien Collin KC 5 3
 2012 Robbie Keane LA 6 6
 2011 Landon Donovan LA 4 3
 Mike Magee LA 4 3
 Alvaro Saborio RSL 3 3
 2010 4 players tied with 2
 2009 Landon Donovan LA 4 3
 Robbie Findley RSL 4 3
 2008 Juan Pablo Angel NY 4 2
 Chad Marshall CLB 4 2
 John Wolyniec NY 4 2
 2007 Taylor Twellman NE 4 3
 2006 Brian Ching HOU 4 3
 Taylor Twellman NE 4 3
 2005 Landon Donovan LA 4 4
 2004 Alecko Eskandarian DC 4 4
 2003 Landon Donovan SJ 4 4
 2002 Carlos Ruiz LA 6 8
 2001 Landon Donovan SJ 6 5
 2000 Miklos Molnar KC 7 5
 1999 Ariel Graziani DAL 6 5
 Stern John CLB 5 5
 Jaime Moreno DC 6 5
 1998 Roy Lassiter DC 5 4
 Brian McBride CLB 5 4
 1997 Paul Bravo COL 5 3
 Jaime Moreno DC 5 3
 Tony Sanneh DC 5 3
 1996 Raul Diaz Arce DC 6 6
 Roy Lassiter TB 5 6



MLS INDIVIDUAL YEAR-BY-YEAR LEADERS IN PLAYOFFS

(1996-2016)

ASSISTS				
YEAR	PLAYER	TEAM	GP	ASTS
2016	Jozy Altidore	TOR	6	4
	Sebastian Giovinco	TOR	6	4
2015	Mauro Diaz	DAL	4	4
	Diego Valeri	POR	5	4
2014	Thierry Henry	NY	5	5
2013	Javier Morales	RSL	5	3
2012	Sean Franklin	LA	5	4
2011	David Beckham	LA	4	4
2010	David Ferreira	DAL	4	3
2009	14 players tied with 1			
	Guillermo Barros			
2008	Schelotto	CLB	4	6
2007	7 players tied with 2			
2006	Brian Mullan	HOU	4	3
2005	Terry Cooke	COL	3	2
	Thiago	CHI	3	2
	Cobi Jones	LA	4	2
2004	Steve Ralston	NE	3	2
	Earnie Stewart	DC	4	2
2003	Jose Cancela	NE	3	3
	Richard Mulrooney	SJ	4	3
2002	Jeff Cunningham	CLB	5	4
	Cobi Jones	LA	6	4
2001	Peter Nowak	CHI	5	5
2000	Ante Razov	CHI	7	6
1999	Marco Etcheverry	DC	6	6
1998	Mauricio Cienfuegos	LA	4	5
1997	David Vaudreuil	DC	5	5
1996	Marco Etcheverry	DC	6	3
	Steve Ralston	TB	5	3

SHOTS				
YEAR	PLAYER	TEAM	GP	SHOTS
2016	Sebastian Giovinco	TOR	6	37
2015	Kei Kamara	CLB	5	18
2014	Robbie Keane	LA	5	19
2013	Dom Dwyer	KC	5	16
2012	Will Bruin	HOU	6	18
	Robbie Keane	LA	6	18
2011	Thierry Henry	NY	3	12
2010	Omar Cummings	COL	4	15
2009	Landon Donovan	LA	4	18
2008	Yura Movsisyan	RSL	3	12
2007	Taylor Twellman	NE	4	20
2006	Taylor Twellman	NE	4	17
2005	Herculez Gomez	LA	4	15
2004	Alecko Eskandarian	DC	4	15
2003	Ante Razov	CHI	4	18
2002	Carlos Ruiz	LA	6	34
2001	Onandi Lowe	KC	3	22
2000	Miklos Molnar	KC	7	28
1999	Stern John	CLB	5	21
1998	Jaime Moreno	DC	6	21
1997	Robert Warzycha	CLB	4	17
1996	Raul Diaz Arce	DC	6	19

SHOTS ON GOAL				
YEAR	PLAYER	TEAM	GP	SOG
2016	Sebastian Giovinco	TOR	6	12
2015	Kei Kamara	CLB	5	11
2014	Clint Dempsey	SEA	4	10
2013	Dom Dwyer	KC	5	8
2012	Robbie Keane	LA	6	10
2011	Landon Donovan	LA	4	5
	C.J. Sapong	KC	3	5
2010	David Beckham	LA	3	5
2009	Landon Donovan	LA	4	8
2008	Yura Movsisyan	RSL	3	6
2007	Taylor Twellman	NE	4	10
2006	Taylor Twellman	NE	4	10
2005	Landon Donovan	LA	4	9
2004	Alecko Eskandarian	DC	4	8
2003	Ante Razov	CHI	4	7
2002	Carlos Ruiz	LA	6	19
2001	Landon Donovan	SJ	6	11
2000	Ante Razov	CHI	7	14
1999	Stern John	CLB	5	13
1998	Roy Lassiter	DC	5	10
1997	Chris Henderson	COL	5	8
	Jaime Moreno	DC	5	8
1996	Raul Diaz Arce	DC	6	12

FOULS COMMITTED				
YEAR	PLAYER	TEAM	GP	FC
2016	Jozy Altidore	TOR	6	17
2015	Fanendo Adi	POR	6	16
2014	Marcelo Sarvas	LA	5	17
2013	Rodney Wallace	POR	4	12
2012	Ricardo Clark	HOU	5	12
2011	5 players tied with 8			
2010	Conor Casey	COL	4	11
2009	David Beckham	LA	4	11
2008	Yura Movsisyan	RSL	3	10
2007	Jeff Larentowicz	NE	4	10
2006	Clint Dempsey	NE	2	12
2005	Herculez Gomez	LA	4	14
2004	Carlos Ruiz	LA	3	12
2003	Jesse Marsch	CHI	4	15
2002	Pablo Mastroeni	COL	5	21
2001	Danny Califf	LA	6	18
2000	Matt McKeon	KC	7	22
1999	Ted Eck	DAL	6	19
1998	Chris Armas	CHI	5	16
1997	Mike Lapper	CLB	4	11
	Eddie Pope	DC	5	11
1996	Eduardo Hurtado	LA	6	16

MLS INDIVIDUAL YEAR-BY-YEAR LEADERS IN PLAYOFFS

(1996-2016)

FOULS SUFFERED

YEAR	PLAYER	TEAM	GP	FS
2016	Sebastian Giovinco	TOR	6	27
2015	Darlington Nagbe	POR	6	19
2014	Jermaine Jones	NE	5	20
2013	Darlington Nagbe	POR	4	15
	C.J. Sapong	KC	5	15
2012	Omar Gonzalez	LA	6	15
2011	Brian Ching	HOU	4	12
2010	Marvin Chavez	DAL	4	10
2009	Landon Donovan	LA	4	13
2008	Guillermo Barros Schelotto	CLB	4	10
	Alejandro Moreno	CLB	4	10
2007	Cuauhtemoc Blanco	CHI	3	15
2006	Brian Ching	HOU	4	14
2005	Taylor Twellman	NE	4	16
2004	Jaime Moreno	DC	4	14
2003	DaMarcus Beasley	CHI	4	17
2002	Carlos Ruiz	LA	6	30
2001	Landon Donovan	SJ	6	25
2000	DaMarcus Beasley	CHI	7	19
1999	Cobi Jones	LA	6	28
1998	Jaime Moreno	DC	6	23
1997	Chris Henderson	COL	5	18
	Jaime Moreno	DC	5	18
1996	Mauricio Cienfuegos	LA	6	17

CAUTIONS (YELLOWS)

YEAR	PLAYER	TEAM	GP	CAUT
2016	7 players tied with 2			
2015	Gaston Sauro	CLB	4	3
	Diego Valeri	POR	5	3
2014	9 players tied with 2			
2013	8 players tied with 2			
2012	Oswaldo Alonso	SEA	4	2
	Tally Hall	HOU	6	2
2011	8 players tied with 2			
2010	6 players tied with 2			
2009	5 players tied with 2			
2008	8 players tied with 2			
2007	4 players tied with 2			
2006	Ricardo Clark	HOU	3	2
	Dasan Robinson	CHI	2	2
2005	10 players tied with 2			
2004	Bryan Namoff	DC	4	3
	Ben Olsen	DC	4	3
2003	8 players tied with 2			
2002	4 players tied with 3			
2001	Carlos Bocanegra	CHI	6	3
	Diego Gutierrez	CHI	5	3
	Jim Rooney	MIA	6	3
2000	4 players tied with 3			
1999	4 players tied with 3			
1998	Ricardo Iribarren	CLB	4	3
1997	Robert Warzycha	CLB	4	3
1996	Dan Calichman	LA	5	3

EJECTIONS (RED CARDS)

YEAR	PLAYER	TEAM	GP	EJECT
2016	Omer Damari	NYR	1	1
2015	Jermaine Jones	NE	1	1
2014	5 players tied with 1			
2013	5 players tied with 1			
2012	4 players tied with 1			
2011	4 players tied with 1			
2010	Atiba Harris	DAL	3	1
	Javier Morales	RSL	1	1
2009	James Riley	SEA	2	1
2008	Chris Albright	NE	2	1
	Herculez Gomez	KC	1	1
2007	Arturo Alvarez	DAL	2	1
	Rod Dyachenko	DC	1	1
	Drew Moor	DAL	2	1
2006	Chris Gbandi	DAL	2	1
	Thiago Martins	COL	2	1
	Juan Francisco Palencia	CHV	2	1
2005	Christian Gomez	DC	2	1
	Andy Herron	CHI	2	1
	Alain Nkong	COL	2	1
2004	Dema Kovalenko	DC	3	1
2003	Eliseo Quintanilla	DC	2	1
2002	4 players tied with 1			
2001	Diego Serna	MIA	4	2
2000	Junior Agogo	COL	3	1
	Chad Deering	DAL	2	1
	Mo Johnston	KC	5	1
1999	Simon Elliott	LA	5	1
	Henry Gutierrez	MIA	2	1
	Richie Williams	DC	5	1
1998	Roy Lassiter	DC	5	1
1997	Francis Okaroh	NE	1	1
	Rob Smith	CLB	2	1
1996	Oscar Draguicevich	SJ	2	1
	Jaime Moreno	DC	4	1
	Eric Wynalda	SJ	2	1



MLS INDIVIDUAL YEAR-BY-YEAR LEADERS IN PLAYOFFS

(1996-2016)

CORNER KICKS

YEAR	PLAYER	TEAM	GP	CK
2016	Sebastian Giovinco	TOR	6	24
2015	Sacha Kljestan	NYR	4	30
2014	Thierry Henry	NY	5	16
2013	Graham Zusi	KC	5	26
2012	David Beckham	LA	6	24
2011	David Beckham	LA	4	11
	Graham Zusi	KC	3	11
2010	David Ferreira	DAL	4	18
2009	David Beckham	LA	4	19
	Cuauhtemoc Blanco	CHI	3	19
	Guillermo Barros			
2008	Schelotto	CLB	4	13
2007	Steve Ralston	NE	4	16
2006	Brad Davis	HOU	4	30
2005	Landon Donovan	LA	4	18
2004	Jose Burciaga Jr.	KC	4	11
2003	Andy Williams	CHI	4	24
2002	Freddy Garcia	CLB	5	29
2001	Richard Mulrooney	SJ	6	33
2000	Hristo Stoichkov	CHI	7	29
1999	Greg Vanney	LA	6	27
1998	Marco Etcheverry	DC	5	36
1997	Marco Etcheverry	DC	4	27
1996	Marco Etcheverry	DC	6	28

OFFSIDES

YEAR	PLAYER	TEAM	GP	OFF
2016	Jordan Morris	SEA	6	5
2015	Fanendo Adi	POR	6	6
2014	Alvaro Saborio	RSL	2	6
	Bradley Wright-Phillips	NY	4	6
2013	Marco Di Vaio	MTL	1	4
	Alvaro Saborio	RSL	3	4
2012	Lionard Pajoy	DC	4	12
2011	Calen Carr	HOU	4	9
2010	Ryan Johnson	SJ	3	5
2009	Robbie Findley	RSL	4	10
2008	Juan Pablo Angel	NY	4	3
	Brian Ching	HOU	2	3
2007	Eddie Johnson	KC	3	5
2006	Pat Noonan	NE	3	8
2005	Taylor Twellman	NE	4	8
2004	Taylor Twellman	NE	3	7
2003	Ante Razov	CHI	4	8
2002	Carlos Ruiz	LA	6	13
2001	Junior Agogo	SJ	3	7
2000	Adolfo Valencia	MET	5	18
1999	Stern John	CLB	5	11
1998	Ante Razov	CHI	5	10
1997	Raul Diaz Arce	DC	4	11
1996	Raul Diaz Arce	DC	6	9
	Roy Lassiter	TB	5	9

GAME-WINNING GOALS

YEAR	PLAYER	TEAM	GP	GWG
2016	Matteo Mancosu	MTL	5	2
	Nelson Haedo Valdez	SEA	6	2
2015	14 players tied with 1			
2014	Bradley Wright-Phillips	NY	4	2
2013	12 players tied with 1			
2012	Will Bruin	HOU	6	2
	Landon Donovan	LA	5	2
	Robbie Keane	LA	6	2
2011	Landon Donovan	LA	4	2
	Mike Magee	LA	4	2
2010	9 players tied with 1			
2009	7 players tied with 1			
2008	7 players tied with 1			
2007	Taylor Twellman	NE	4	2
2006	9 players tied with 1			
2005	Landon Donovan	LA	4	2
2004	8 players tied with 1			
2003	9 players tied with 1			
2002	Carlos Ruiz	LA	6	3
2001	Manny Lagos	SJ	5	2
2000	Miklos Molnar	KC	7	3
1999	Jaime Moreno	DC	6	3
1998	10 players tied with 1			
1997	Chris Henderson	COL	5	2
	Tony Sanneh	DC	5	2
1996	Raul Diaz Arce	DC	6	2
	Roy Lassiter	TB	5	2

GAME-WINNING ASSISTS

YEAR	PLAYER	TEAM	GP	GWA
2016	Joelin Jones	SEA	6	2
2015	11 players tied with 1			
2014	A.J. DeLaGarza	LA	4	2
	Lee Nguyen	NE	5	2
	Marcelo Sarvas	LA	5	2
2013	15 players tied with 1			
2012	Landon Donovan	LA	5	2
2011	David Beckham	LA	4	3
2010	8 players tied with 1			
2009	6 players tied with 1			
	Guillermo Barros			
2008	Schelotto	CLB	4	2
2007	8 players tied with 1			
2006	7 players tied with 1			
2005	6 players tied with 1			
2004	11 players tied with 1			
2003	9 players tied with 1			
2002	4 players tied with 2			
2001	Jim Rooney	MIA	6	2
	Ian Woan	MIA	6	2
2000	DaMarcus Beasley	CHI	7	2
1999	4 players tied with 2			
1998	Jeff Agoos	DC	6	2
1997	Marcelo Balboa	COL	5	2
	John Harkes	DC	5	2
1996	11 players tied with 1			
1996	Marco Etcheverry	DC	26	6
	Carlos Valderrama	TB	23	6

MLS INDIVIDUAL YEAR-BY-YEAR LEADERS IN PLAYOFFS

(1996-2016)

PENALTY-KICK GOALS

YEAR	PLAYER	TEAM	GP	PKG
2016	Sebastian Giovinco	TOR	6	1
	Nicolas Lodeiro	SEA	6	1
	Joao Plata	RSL	1	1
2014	Michel	DAL	3	2
2013	Boniek Garcia	HOU	5	1
	Will Johnson	POR	4	1
2012	Landon Donovan	LA	5	2
	Robbie Keane	LA	6	2
2011	Landon Donovan	LA	4	2
2009	Landon Donovan	LA	4	2
2008	Juan Pablo Angel	NY	4	1
	Sacha Kljestan	CHV	2	1
2006	Brad Davis	HOU	4	1
	Jovan Kirovski	COL	3	1
2004	Steve Ralston	NE	3	1
	Josh Wolff	KC	4	1
2003	Amado Guevara	MET	2	1
2002	Ante Razov	CHI	3	1
	Carlos Ruiz	LA	6	1
	John Spencer	COL	5	1
2001	Matt McKeon	KC	3	1
	Robert Warzycha	CLB	2	1
2000	4 players tied with 1			
1999	Greg Vanney	LA	6	2
1998	Lubos Kubik	CHI	5	2
1997	Joe-Max Moore	NE	2	1
1996	Mauricio Cienfuegos	LA	6	1
	Raul Diaz Arce	DC	6	1

ASSISTS PER GAME

YEAR	PLAYER	TEAM	GP	ASTS	AVG
2016	5 players tied with 1.00				
2015	7 players tied with 1.00				
2014	Benny Feilhaber	KC	1	1	1
	Thierry Henry	NY	5	5	1
2013	Javier Morales	RSL	5	3	0.6
2012	Macon Santos	DC	1	1	1
	Patrick Nyarko	CHI	1	1	1
	Matt Watson	VAN	1	1	1
2011	David Beckham	LA	4	4	1
	Javier Morales	RSL	3	3	1
2010	Andy Williams	RSL	2	2	1
2009	5 players tied with 0.50				
2008	Guillermo Barros Schelotto	CLB	4	6	1.5
2007	Rod Dyachenko	DC	1	2	2
2006	Ronnie O'Brien	DAL	2	2	1
	Greg Vanney	DAL	2	2	1
2005	Terry Cooke	COL	3	2	0.67
	Thiago	CHI	3	2	0.67
2004	Steve Ralston	NE	3	2	0.67
2003	Jose Cancela	NE	3	3	1
	Hong Myung-Bo	LA	2	2	1
2002	Eric Quill	KC	3	3	1
2001	Peter Nowak	CHI	5	5	1
	Adolfo Valencia	MET	3	3	1
2000	Ante Razov	CHI	7	6	0.86
1999	Marco Etcheverry	DC	6	6	1
1998	Mauricio Cienfuegos	LA	4	5	1.25
1997	David Vaudreuil	DC	5	5	1
1996	Hugo Sanchez	DAL	2	2	1
	Minimum: 1 assists				

GOALS PER GAME

YEAR	PLAYER	TEAM	GP	GOALS	AVG
2016	5 players tied with 1.00				
2015	6 players tied with 1.00				
2014	4 players tied with 1.00				
2013	Eddie Johnson	SEA	3	2	0.67
2012	Alex	CHI	1	1	1
	Robbie Keane	LA	6	6	1
	Darren Mattocks	VAN	1	1	1
2011	Alvaro Saborio	RSL	3	3	1
2010	Edson Buddle	LA	3	2	0.67
	Bobby Convey	SJ	3	2	0.67
	Guillermo Barros Schelotto	CLB	1	2	2
2009	9 players tied with 0.50				
2007	Clarence Goodson	DAL	1	1	1
2006	Terry Cooke	COL	1	1	1
	Ante Razov	CHV	1	1	1
	Carlos Ruiz	DAL	2	2	1
2005	Landon Donovan	LA	4	4	1
	Guillermo Ramirez	LA	1	1	1
	Carlos Ruiz	DAL	2	2	1
2004	Alecko Eskandarian	DC	4	4	1

YEAR	PLAYER	TEAM	GP	GOALS	AVG
2003	Landon Donovan	SJ	4	4	1
	Carlos Ruiz	LA	2	2	1
	Igor Simutenkov	KC	2	2	1
2002	Carlos Ruiz	LA	6	8	1.33
2001	Rodrigo Faria	MET	3	3	1
2000	Mamadou Diallo	TB	2	2	1
	Bobby Rhine	DAL	1	1	1
1999	Stern John	CLB	5	5	1
1998	Roy Lassiter	DC	5	4	0.8
	Brian McBride	CLB	5	4	0.8
1997	Roy Wegerle	DC	2	2	1
1996	Roy Lassiter	TB	5	6	1.2
	Minimum: 1 goals				



MLS INDIVIDUAL YEAR-BY-YEAR LEADERS IN PLAYOFFS

(1996-2016)

SCORING PCT.													
YEAR	PLAYER	TEAM	GP	SHOTS	GOALS	PCT	YEAR	PLAYER	TEAM	GP	SHOTS	GOALS	PCT
2016	Alejandro Bedoya	PHI	1	1	1	100	2006	Clarence Goodson	DAL	2	1	1	100
2015	Diego Chara	POR	4	1	1	100		Ante Razov	CHV	1	1	1	100
	Kevin Ellis	KC	1	1	1	100		Abe Thompson	DAL	2	1	1	100
	Chris Pontius	DC	1	1	1	100	2005	Ivan Guerrero	CHI	3	2	2	100
2014	Sean Franklin	DC	2	1	1	100		Khano Smith	NE	2	1	1	100
2013	Andy Dorman	NE	2	1	1	100	2004	Tyrone Marshall	LA	3	1	1	100
	Frederic Piquionne	POR	2	1	1	100		Bryan Namoff	DC	4	1	1	100
	DeAndre Yedlin	SEA	2	1	1	100		Earnie Stewart	DC	4	1	1	100
2012	Alan Gordon	SJ	2	1	1	100	2003	Nat Borchers	COL	2	1	1	100
	Darren Mattocks	VAN	1	1	1	100	2002	Steve Morrow	DAL	3	1	1	100
	Zach Scott	SEA	3	1	1	100		McKinley Tennyson	LA	2	1	1	100
2011	Ned Grabavoy	RSL	3	1	1	100	2001	Dwayne De Rosario	SJ	4	2	2	100
2010	Eric Avila	DAL	2	2	1	50	2000	4 players tied with 100.0					
	George John	DAL	3	2	1	50	1999	Joe Franchino	LA	3	1	1	100
	Kosuke Kimura	COL	4	2	1	50	1998	Miles Joseph	MET	2	1	1	100
2009	4 players tied with 50.0							Waldir	COL	2	1	1	100
	4 players tied with 100.0							Dante Washington	DAL	2	1	1	100
2008	100.0						1997	4 players tied with 100.0					
2007	Clarence Goodson	DAL	1	2	1	50	1996	4 players tied with 100.0					
	Carlos Ruiz	DAL	2	2	1	50		Minimum: 1 goals					
	Clyde Simms	DC	2	2	1	50							

SHOTS ON GOAL PCT.													
YEAR	PLAYER	TEAM	GP	SHOTS	SOG	PCT	YEAR	PLAYER	TEAM	GP	SHOTS	SOG	PCT
2016	Sacha Kljestan	NYR	2	4	3	75	2004	Cornell Glen	MET	2	4	3	75
	David Villa	NYC	2	4	3	75		Peguero Jean					
2015	Andreas Ivanschitz	SEA	3	4	4	100		Philippe	COL	2	4	3	75
	Liam Ridgewell	POR	5	3	3	100		Jack Jewsbury	KC	4	4	3	75
2014	Lee Nguyen	NE	5	5	4	80	2003	Chris Klein	KC	3	3	3	100
2013	Teal Bunbury	KC	2	4	3	75		4 players tied with 100.0					
	Tim Cahill	NY	2	4	3	75	2002	Bobby Rhine	DAL	3	3	3	100
2012	Kofi Sarkodie	HOU	6	3	3	100	2001	Mauricio Wright	NE	3	4	4	100
2011	C.J. Sapong	KC	3	5	5	100	2000	Ezra Hendrickson	LA	6	4	4	100
2010	Omar Gonzalez	LA	3	3	3	100	1999	Jorge Rodriguez	DAL	2	3	3	100
	Cuauhtemoc						1998	Giuseppe Galderisi	NE	2	3	3	100
2009	Blanco	CHI	3	6	5	83.3	1997	Jorge Rodriguez	DAL	3	3	3	100
2008	Chris Rolfe	CHI	3	4	3	75	1996	5 players tied with 100.0					
2007	Davy Arnaud	KC	3	3	3	100		Minimum: 3 shots on goal					
2006	Kenny Cooper	DAL	2	3	3	100							
	Facundo Erpen	DC	3	3	3	100							
	Steve Ralston	NE	3	3	3	100							
2005	Sergio Galvan Rey	MET	2	5	4	80							

MLS INDIVIDUAL YEAR-BY-YEAR LEADERS IN PLAYOFFS

(1996-2016)

GAMES PLAYED IN GOAL

YEAR	PLAYER	TEAM	GP
2016	Stefan Frei	SEA	6
	Clint Irwin	TOR	6
2015	Steve Clark	CLB	5
	Adam Larsen Kwarasey	POR	5
2014	Jaime Penedo	LA	5
	Luis Robles	NY	5
	Bobby Shuttleworth	NE	5
2013	Tally Hall	HOU	5
	Jimmy Nielsen	KC	5
	Nick Rimando	RSL	5
2012	Tally Hall	HOU	6
	Josh Saunders	LA	6
2011	Tally Hall	HOU	4
	Josh Saunders	LA	4
2010	Kevin Hartman	DAL	4
	Matt Pickens	COL	4
2009	Donovan Ricketts	LA	4
	Nick Rimando	RSL	4
2008	Danny Cepero	NY	4
	William Hesmer	CLB	4
2007	Pat Onstad	HOU	4
	Matt Reis	NE	4
2006	Pat Onstad	HOU	4
	Matt Reis	NE	4
2005	Kevin Hartman	LA	4
	Matt Reis	NE	4
2004	Bo Oshoniyi	KC	4
	Nick Rimando	DC	4
2003	Pat Onstad	SJ	4
	Zach Thornton	CHI	4
2002	Adin Brown	NE	7
2001	Kevin Hartman	LA	7
2000	Tony Meola	KC	7
	Zach Thornton	CHI	7
1999	Kevin Hartman	LA	6
	Tom Presthus	DC	6
1998	Tom Presthus	DC	6
1997	Scott Garlick	DC	5
	Marcus Hahnemann	COL	5
1996	Jorge Campos	LA	6
	Mark Simpson	DC	6

GAMES STARTED IN GOAL

YEAR	PLAYER	TEAM	GP
2016	Stefan Frei	SEA	6
	Clint Irwin	TOR	6
2015	Steve Clark	CLB	5
	Adam Larsen Kwarasey	POR	5
2014	Jaime Penedo	LA	5
	Luis Robles	NY	5
	Bobby Shuttleworth	NE	5
2013	Tally Hall	HOU	5
	Jimmy Nielsen	KC	5
	Nick Rimando	RSL	5
2012	Tally Hall	HOU	6
	Josh Saunders	LA	6
2011	Tally Hall	HOU	4
	Josh Saunders	LA	4
2010	Kevin Hartman	DAL	4
	Matt Pickens	COL	4
2009	Donovan Ricketts	LA	4
	Nick Rimando	RSL	4
2008	Danny Cepero	NY	4
	William Hesmer	CLB	4
2007	Pat Onstad	HOU	4
	Matt Reis	NE	4
2006	Pat Onstad	HOU	4
	Matt Reis	NE	4
2005	Kevin Hartman	LA	4
	Matt Reis	NE	4
2004	Bo Oshoniyi	KC	4
	Nick Rimando	DC	4
2003	Pat Onstad	SJ	4
	Zach Thornton	CHI	4
2002	Adin Brown	NE	7
2001	Kevin Hartman	LA	7
2000	Tony Meola	KC	7
	Zach Thornton	CHI	7
1999	Kevin Hartman	LA	6
	Tom Presthus	DC	6
1998	Tom Presthus	DC	6
1997	Scott Garlick	DC	5
	Marcus Hahnemann	COL	5
1996	Jorge Campos	LA	6
	Mark Simpson	DC	6

MINUTES PLAYED IN GOAL

YEAR	PLAYER	TEAM	MIN
2016	Clint Irwin	TOR	600
2015	Steve Clark	CLB	480
	Adam Larsen Kwarasey	POR	480
2014	Jaime Penedo	LA	480
	Bobby Shuttleworth	NE	480
2013	Jimmy Nielsen	KC	510
	Nick Rimando	RSL	510
2012	Tally Hall	HOU	540
	Josh Saunders	LA	540
2011	Tally Hall	HOU	360
	Josh Saunders	LA	360
2010	Matt Pickens	COL	420
2009	Nick Rimando	RSL	420
	William Hesmer	CLB	360
2008	Danny Cepero	NY	360
	William Hesmer	CLB	360

YEAR	PLAYER	TEAM	MIN
2007	Pat Onstad	HOU	390
2006	Matt Reis	NE	420
2005	Kevin Hartman	LA	390
	Matt Reis	NE	390
2004	Nick Rimando	DC	390
2003	Pat Onstad	SJ	393
2002	Adin Brown	NE	673
2001	Kevin Hartman	LA	676
2000	Tony Meola	KC	659
1999	Kevin Hartman	LA	540
	Tom Presthus	DC	540
1998	Tom Presthus	DC	540
1997	Marcus Hahnemann	COL	450
1996	Jorge Campos	LA	544



MLS INDIVIDUAL YEAR-BY-YEAR LEADERS IN PLAYOFFS

(1996-2016)

GOALS AGAINST AVG.						
YEAR	PLAYER	TEAM	GP	MIN	GA	GAA
2016	Tim Howard	COL	2	210	1	0.43
2015	Luis Robles	NYR	4	360	2	0.5
2014	Chris Seitz	DAL	2	180	1	0.5
2013	Nick Rimando	RSL	5	510	4	0.71
2012	Nick Rimando	RSL	2	180	1	0.5
2011	Tally Hall	HOU	4	360	2	0.5
	Josh Saunders	LA	4	360	2	0.5
2010	Matt Pickens	COL	4	420	3	0.64
2009	Kasey Keller	SEA	2	210	1	0.43
2008	Jon Busch	CHI	3	270	2	0.67
2007	Jon Conway	NY	2	180	1	0.5
	Brad Guzan	CHV	2	180	1	0.5
	Matt Reis	NE	4	360	2	0.5
2006	Matt Reis	NE	4	420	3	0.64
2005	Zach Thornton	CHI	3	270	1	0.33
2004	Jon Busch	CLB	2	180	2	1
	Joe Cannon	COL	2	180	2	1
	Kevin Hartman	LA	3	270	3	1
2003	Adin Brown	NE	3	281	2	0.64
2002	Adin Brown	NE	7	673	5	0.67
2001	Joe Cannon	SJ	6	550	3	0.49
2000	Tony Meola	KC	7	659	4	0.55
1999	Jeff Cassar	MIA	2	180	2	1
	Kevin Hartman	LA	6	540	6	1
	Tom Presthus	DC	6	540	6	1
1998	Zach Thornton	CHI	5	450	2	0.4
1997	Mark Dodd	DAL	4	360	3	0.75
1996	Jorge Campos	LA	6	544	6	0.99

Minimum: 167 minutes played

WINNING PCT.							
YEAR	PLAYER	TEAM	GP	WON	LOST	TIED	PCT
2016	Evan Bush	MTL	5	4	1	0	0.8
	Adam Larsen						
2015	Kwarasey	POR	5	3	0	2	0.8
2014	Chris Seitz	DAL	2	1	0	1	0.75
2013	Nick Rimando	RSL	5	3	1	1	0.7
2012	Josh Saunders	LA	6	4	2	0	0.667
2011	Josh Saunders	LA	4	4	0	0	1
2010	Matt Pickens	COL	4	3	1	0	0.75
2009	Donovan Ricketts	LA	4	2	0	1	0.833
2008	William Hesmer	CLB	4	3	0	1	0.875
2007	Dario Sala	DAL	2	1	0	0	1
2006	Pat Onstad	HOU	4	2	1	1	0.625
	Matt Reis	NE	4	2	1	1	0.625
2005	Kevin Hartman	LA	4	3	0	1	0.875
2004	Nick Rimando	DC	4	3	0	1	0.875
2003	Pat Onstad	SJ	4	3	1	0	0.75
	Zach Thornton	CHI	4	3	1	0	0.75
2002	Kevin Hartman	LA	6	5	1	0	0.833
2001	Joe Cannon	SJ	6	5	1	0	0.833
2000	Matt Reis	LA	1	1	0	0	1
1999	Tom Presthus	DC	6	5	1	0	0.833
1998	Zach Thornton	CHI	5	5	0	0	1
1997	Scott Garlick	DC	5	4	0	0	1
	Tom Presthus	DC	1	1	0	0	1
1996	David Kramer	LA	3	2	0	0	1
	Mark Simpson	DC	6	5	0	0	1

Minimum: 1 wins

WINS				
YEAR	PLAYER	TEAM	GP	WON
2016	Evan Bush	MTL	5	4
	Stefan Frei	SEA	6	4
	Clint Irwin	TOR	6	4
2015	Adam Larsen	POR	5	3
	Kwarasey			
	Luis Robles	NYR	4	3
2014	Jaime Penedo	LA	5	3
	Bobby Shuttleworth	NE	5	3
2013	Nick Rimando	RSL	5	3
2012	Josh Saunders	LA	6	4
2011	Josh Saunders	LA	4	4
2010	Matt Pickens	COL	4	3
2009	Donovan Ricketts	LA	4	2
	Nick Rimando	RSL	4	2
2008	William Hesmer	CLB	4	3
2007	Pat Onstad	HOU	4	3
2006	Pat Onstad	HOU	4	2
	Matt Reis	NE	4	2
2005	Kevin Hartman	LA	4	3
2004	Nick Rimando	DC	4	3
2003	Pat Onstad	SJ	4	3
	Zach Thornton	CHI	4	3
2002	Kevin Hartman	LA	6	5
2001	Joe Cannon	SJ	6	5
2000	Tony Meola	KC	7	4
	Zach Thornton	CHI	7	4
1999	Tom Presthus	DC	6	5
1998	Zach Thornton	CHI	5	5
1997	Scott Garlick	DC	5	4
	Marcus Hahnemann	COL	5	4
1996	Mark Simpson	DC	6	5

LOSSES				
YEAR	PLAYER	TEAM	GP	LOST
2016	Eirik Johansen	NYC	2	2
	Zac MacMath	COL	2	2
	Luis Robles	NYR	2	2
2015	Steve Clark	CLB	5	3
2014	Steve Clark	CLB	2	2
	Luis Robles	NY	5	2
2013	Donovan Ricketts	POR	4	2
2012	Tally Hall	HOU	6	2
	Josh Saunders	LA	6	2
2011	4 players tied with 2			
2010	Jon Busch	SJ	3	2
	Kasey Keller	SEA	2	2
2009	William Hesmer	CLB	2	2
2008	7 players tied with 1			
2007	8 players tied with 1			
2006	Joe Cannon	COL	3	2
2005	Matt Reis	NE	4	2
2004	Kevin Hartman	LA	3	2
	Bo Oshoniyi	KC	4	2
	Jonny Walker	MET	2	2
2003	Doug Warren	DC	2	2
2002	David Kramer	COL	5	3
2001	Nick Rimando	MIA	6	3
2000	Zach Thornton	CHI	7	3
1999	7 players tied with 2			
1998	7 players tied with 2			
1997	5 players tied with 2			
1996	Garth Lagerwey	KC	5	3

MLS INDIVIDUAL YEAR-BY-YEAR LEADERS IN PLAYOFFS

(1996-2016)

SAVES

YEAR	PLAYER	TEAM	GP	SVS
2016	Stefan Frei	SEA	6	26
2015	Steve Clark	CLB	5	26
2014	Bobby Shuttleworth	NE	5	22
2013	Tally Hall	HOU	5	14
2012	Josh Saunders	LA	6	18
2011	Tally Hall	HOU	4	20
2010	Kevin Hartman	DAL	4	16
2009	Nick Rimando	RSL	4	18
2008	Danny Cepero	NY	4	17
2007	Matt Reis	NE	4	24
2006	Matt Reis	NE	4	17
2005	Matt Reis	NE	4	22
2004	Nick Rimando	DC	4	22
2003	Adin Brown	NE	3	17
	Pat Onstad	SJ	4	17
2002	Adin Brown	NE	7	42
2001	Nick Rimando	MIA	6	26
2000	Tony Meola	KC	7	30
1999	Kevin Hartman	LA	6	25
1998	Zach Thornton	CHI	5	20
1997	Scott Garlick	DC	5	26
1996	Jorge Campos	LA	6	25

SHUTOUTS

YEAR	PLAYER	TEAM	GP	SVS
2016	Stefan Frei	SEA	6	4
2015	Luis Robles	NYR	4	3
2014	Jaime Penedo	LA	5	3
2013	Tally Hall	HOU	5	2
	Nick Rimando	RSL	5	2
2012	Michael Gspurning	SEA	4	2
2011	Tally Hall	HOU	4	2
	Jimmy Nielsen	KC	3	2
	Josh Saunders	LA	4	2
2010	Matt Pickens	COL	4	2
2009	4 players tied with 2			
2008	Jon Busch	CHI	3	2
	Danny Cepero	NY	4	2
2007	Matt Reis	NE	4	3
2006	4 players tied with 1			
2005	Kevin Hartman	LA	4	2
	Zach Thornton	CHI	3	2
2004	Bo Oshoniyi	KC	4	2
	Nick Rimando	DC	4	2
2003	Zach Thornton	CHI	4	3
2002	Adin Brown	NE	7	4
2001	Joe Cannon	SJ	6	3
2000	Tony Meola	KC	7	5
1999	Tom Presthus	DC	6	4
1998	Tom Presthus	DC	6	3
	Zach Thornton	CHI	5	3
1997	Mark Dodd	DAL	4	2
	Marcus Hahnemann	COL	5	2
1996	5 players tied with 1			

SAVES PERCENTAGE

YEAR	PLAYER	TEAM	GP	SAVES	SOG	PCT
2016	Stefan Frei	SEA	6	26	30	86.7
2015	Luis Robles	NYR	4	12	14	85.7
2014	Raul Fernandez	DAL	1	7	8	87.5
2013	Nick Rimando	RSL	5	10	14	71.4
2012	Bill Hamid	DC	3	10	11	90.9
2011	Tally Hall	HOU	4	20	22	90.9
2010	Kevin Hartman	DAL	4	16	20	80
2009	Jon Busch	CHI	3	16	18	88.9
2008	Jon Busch	CHI	3	10	12	83.3
2007	Dario Sala	DAL	2	8	8	100
2006	Matt Pickens	CHI	2	16	18	88.9
2005	Kevin Hartman	LA	4	16	18	88.9
2004	Joe Cannon	COL	2	8	10	80
2003	Adin Brown	NE	3	17	21	81
2002	Adin Brown	NE	7	42	51	82.4
2001	Joe Cannon	SJ	6	18	22	81.8
2000	Tony Meola	KC	7	30	34	88.2
1999	Jeff Cassar	MIA	2	9	11	81.8
1998	Zach Thornton	CHI	5	20	22	90.9
1997	Marcus Hahnemann	COL	5	23	28	82.1
1996	Dave Salzwedel	SJ	3	18	22	81.8
	Minimum: 7 saves					

*Played for more than one team; most recent team listed.

MLS INDIVIDUAL ALL-TIME LEADERS

INCLUDES GAMES OF SUNDAY, OCTOBER 23, 2016

GAMES PLAYED			
PLAYER	TEAM	GP	
Nick Rimando	RSL*	424	
Kevin Hartman	NYR*	416	
Kyle Beckerman	RSL*	406	
Brad Davis	KC*	392	
Steve Ralston	NE*	378	
Brian Carroll	PHI*	370	
Jeff Cunningham	CLB*	365	
Bobby Boswell	DC*	355	
Jack Jewsbury	POR*	352	
Davy Arnaud	DC*	351	

ASSISTS			
PLAYER	TEAM	GP	ASTS
Landon Donovan	LA*	340	136
Steve Ralston	NE*	378	135
Brad Davis	KC*	392	123
Carlos Valderrama	COL*	175	114
Preki	KC*	242	112
Jaime Moreno	DC*	340	102
Marco Etcheverry	DC	191	101
Cobi Jones	LA	306	91
Andy Williams	RSL*	332	86
Javier Morales	RSL	240	81

GAMES STARTED			
PLAYER	TEAM	GP	
Nick Rimando	RSL*	424	
Kevin Hartman	NYR*	411	
Kyle Beckerman	RSL*	377	
Steve Ralston	NE*	372	
Bobby Boswell	DC*	350	
Brian Carroll	PHI*	345	
Joe Cannon	VAN*	341	
Nat Borchers	POR*	339	
Brad Davis	KC*	339	
Chad Marshall	SEA*	339	

SHOTS			
PLAYER	TEAM	GP	SHOTS
Ante Razov	CHV*	262	926
Dwayne De Rosario	TOR*	343	850
Jason Kreis	RSL*	305	818
Preki	KC*	242	773
Jeff Cunningham	CLB*	365	772
Kei Kamara	NE*	255	739
Edson Buddle	LA*	304	709
Landon Donovan	LA*	340	709
Chris Wondolowski	SJ*	259	694
Jaime Moreno	DC*	340	684

MINUTES PLAYED			
PLAYER	TEAM	MIN	
Nick Rimando	RSL*	38313	
Kevin Hartman	NYR*	37260	
Kyle Beckerman	RSL*	33778	
Steve Ralston	NE*	33143	
Bobby Boswell	DC*	31331	
Brian Carroll	PHI*	30779	
Joe Cannon	VAN*	30732	
Nat Borchers	POR*	30259	
Chad Marshall	SEA*	30173	
Brad Davis	KC*	29577	

SHOTS ON GOAL			
PLAYER	TEAM	GP	SOG
Ante Razov	CHV*	262	441
Jaime Moreno	DC*	340	394
Jeff Cunningham	CLB*	365	372
Jason Kreis	RSL*	305	370
Dwayne De Rosario	TOR*	343	367
Landon Donovan	LA*	340	366
Preki	KC*	242	323
Taylor Twellman	NE	174	318
Chris Wondolowski	SJ*	259	309
Edson Buddle	LA*	304	297

GOALS			
PLAYER	TEAM	GP	GOALS
Landon Donovan	LA*	340	145
Jeff Cunningham	CLB*	365	134
Jaime Moreno	DC*	340	133
Chris Wondolowski	SJ*	259	121
Ante Razov	CHV*	262	114
Jason Kreis	RSL*	305	108
Dwayne De Rosario	TOR*	343	104
Taylor Twellman	NE	174	101
Edson Buddle	LA*	304	100
Carlos Ruiz	DAL*	183	89

FOULS COMMITTED			
PLAYER	TEAM	GP	FC
Kyle Beckerman	RSL*	406	614
Jeff Larentowicz	LA*	324	490
Davy Arnaud	DC*	351	489
Jesse Marsch	CHV*	321	477
Chris Henderson	NYR*	317	474
Pablo Mastroeni	LA*	334	474
Brian Mullan	COL*	323	469
Shalrie Joseph	NE*	283	463
Carey Talley	NYR*	315	463
Atiba Harris	DAL*	246	462

MLS INDIVIDUAL ALL-TIME LEADERS

FOULS SUFFERED

PLAYER	TEAM	GP	FS
Davy Arnaud	DC*	351	746
Jaime Moreno	DC*	340	703
Andy Williams	RSL*	332	680
Alejandro Moreno	CHV*	272	659
Cobi Jones	LA	306	637
Eddie Gaven	CLB*	278	583
Mark Chung	SJ*	284	578
Landon Donovan	LA*	340	539
Javier Morales	RSL	240	535
Brian Mullan	COL*	323	526

OFFSIDES

PLAYER	TEAM	GP	OFF
Jeff Cunningham	CLB*	365	377
Dwayne De Rosario	TOR*	343	353
Ante Razov	CHV*	262	310
Chris Henderson	NYR*	317	274
Roy Lassiter	DC*	179	267
Ronald Cerritos	HOU*	221	250
Eddie Johnson	DC*	202	242
Carlos Ruiz	DAL*	183	232
Edson Buddle	LA*	304	216
Raul Diaz Arce	COL*	150	201

CAUTIONS (YELLOW)

PLAYER	TEAM	GP	CAUT
Kyle Beckerman	RSL*	406	93
Pablo Mastroeni	LA*	334	81
Davy Arnaud	DC*	351	71
Mike Petke	NYR*	307	69
Carey Talley	NYR*	315	67
Ramiro Corrales	SJ*	307	66
Tyrone Marshall	COL*	337	66
Chris Wingert	RSL*	316	64
Diego Gutierrez	CHI*	276	63
Jay Heaps	NE*	314	63

GAME-WINNING GOALS

PLAYER	TEAM	GP	GWG
Landon Donovan	LA*	340	41
Jeff Cunningham	CLB*	365	40
Chris Wondolowski	SJ*	259	38
Ante Razov	CHV*	262	33
Jason Kreis	RSL*	305	31
Edson Buddle	LA*	304	30
Taylor Twellman	NE	174	28
Dwayne De Rosario	TOR*	343	27
Eddie Johnson	DC*	202	26
Jaime Moreno	DC*	340	26

EJECTIONS (RED CARDS)

PLAYER	TEAM	GP	EJECT
Jamison Olave	RSL*	216	10
Clint Mathis	LA*	258	9
Pablo Mastroeni	LA*	334	8
Ramiro Corrales	SJ*	307	7
Tyrone Marshall	COL*	337	7
Ivan McKinley	DC*	174	7
Mike Petke	NYR*	307	7
14 players tied with 6			

GAME-WINNING ASSISTS

PLAYER	TEAM	GP	GWA
Landon Donovan	LA*	340	41
Steve Ralston	NE*	378	41
Brad Davis	KC*	392	40
Carlos Valderrama	COL*	175	33
Cobi Jones	LA	306	30
Preki	KC*	242	29
Mauricio Cienfuegos	LA	206	28
Jaime Moreno	DC*	340	26
Kyle Beckerman	RSL*	406	25
Marco Etcheverry	DC	191	25

CORNER KICKS

PLAYER	TEAM	GP	CK
Brad Davis	KC*	392	1269
Marco Etcheverry	DC	191	963
Javier Morales	RSL	240	837
Landon Donovan	LA*	340	721
Steve Ralston	NE*	378	703
Richard Mulrooney	HOU*	285	679
Graham Zusi	KC	194	650
Chris Henderson	NYR*	317	593
Cobi Jones	LA	306	529
Federico Higuain	CLB	123	514

HATRICKS

PLAYER	TEAM	GP	HATS
Stern John	CLB	55	5
Diego Serna	COL*	124	5
Edson Buddle	LA*	304	4
Mamadou Diallo	NYR*	74	4
Landon Donovan	LA*	340	4
Sebastian Giovinco	TOR	61	4
Cobi Jones	LA	306	4
Robbie Keane	LA	125	4
Chris Wondolowski	SJ*	259	4
Bradley Wright-Phillips	NYR	107	4



MLS INDIVIDUAL ALL-TIME LEADERS

MULTI-GOAL GAMES

PLAYER	TEAM	GP	GAMES
Landon Donovan	LA*	340	32
Jeff Cunningham	CLB*	365	22
Ante Razov	CHV*	262	22
Robbie Keane	LA	125	20
Jaime Moreno	DC*	340	17
Carlos Ruiz	DAL*	183	17
Chris Wondolowski	SJ*	259	17
Edson Buddle	LA*	304	16
Taylor Twellman	NE	174	16
Bradley Wright-Phillips	NYR	107	16
Dwayne De Rosario	TOR*	343	14

PENALTY-KICK GOALS

PLAYER	TEAM	GP	PKG
Jaime Moreno	DC*	340	44
Landon Donovan	LA*	340	31
Preki	KC*	242	23
Chris Wondolowski	SJ*	259	21
Jeff Cunningham	CLB*	365	20
Brad Davis	KC*	392	16
Carlos Ruiz	DAL*	183	16
Amado Guevara	TOR*	153	15
Pedro Morales	VAN	83	15
Alvaro Saborio	DC*	158	15

GOALS PER GAME

PLAYER	TEAM	GP	GOALS	AVG
Stern John	CLB	55	44	0.8
Robbie Keane	LA	125	83	0.66
David Villa	NYC	63	41	0.65
Bradley Wright-Phillips	NYR	107	69	0.64
Sebastian Giovinco	TOR	61	39	0.64
Didier Drogba	MTL	33	21	0.64
Mamadou Diallo	NYR*	74	47	0.64
Taylor Twellman	NE	174	101	0.58
Obafemi Martins	SEA	72	40	0.56
Raul Diaz Arce	COL*	150	82	0.55
Minimum: 20 goals				

ASSISTS PER GAME

PLAYER	TEAM	GP	ASTS	AVG
Carlos Valderrama	COL*	175	114	0.65
Marco Etcheverry	DC	191	101	0.53
Sebastian Giovinco	TOR	61	31	0.51
Preki	KC*	242	112	0.46
Adrian Paz	COL*	80	34	0.43
Martin Machon	MIA*	85	36	0.42
Peter Nowak	CHI	114	48	0.42
Cuauhtemoc Blanco	CHI	62	26	0.42
David Beckham	LA	98	40	0.41
Guillermo Barros Schelotto	CLB	102	41	0.4
Minimum: 20 assists				

GOALS PER 90 MIN.

PLAYER	TEAM	MIN	GOALS	AVG
Stern John	CLB	4463	44	0.89
Didier Drogba	MTL	2520	21	0.75
Bradley Wright-Phillips	NYR	8536	69	0.73
Mamadou Diallo	NYR*	5846	47	0.72
Robbie Keane	LA	10808	83	0.69
David Villa	NYC	5383	41	0.69
Sebastian Giovinco	TOR	5193	39	0.68
Cyle Larin	ORL	4361	31	0.64
Musa Shannon	COL*	2830	20	0.64
Obafemi Martins	SEA	5871	40	0.61
Minimum: 20 goals				

ASSISTS PER 90 MIN.

PLAYER	TEAM	MIN	ASTS	AVG
Carlos Valderrama	COL*	15621	114	0.66
Marco Etcheverry	DC	16304	101	0.56
Sebastian Giovinco	TOR	5193	31	0.54
Hristo Stoichkov	DC*	3497	20	0.51
Preki	KC*	19956	112	0.51
Adrian Paz	COL*	6170	34	0.5
Cristian Maidana	HOU*	5705	30	0.47
Eric Wynalda	CHI*	7162	37	0.46
Martin Machon	MIA*	6977	36	0.46
Cuauhtemoc Blanco	CHI	5083	26	0.46
Minimum: 20 assists				

SCORING PCT.

PLAYER	TEAM	GP	SHOTS	GOALS	PCT
Jozy Altidore	TOR*	85	143	38	26.6
Obafemi Martins	SEA	72	162	40	24.7
Giovanni Savarese	SJ*	116	218	51	23.4
Cyle Larin	ORL	59	137	31	22.6
Adolfo Valencia	NYR	48	93	21	22.6
Charlie Davies	PHI*	98	112	25	22.3
Roy Lassiter	DC*	179	398	88	22.1
Musa Shannon	COL*	51	93	20	21.5
Alex Pineda Chacon	CLB*	59	98	21	21.4
Robbie Keane	LA	125	399	83	20.8
Minimum: 20 goals					

SHOTS ON GOAL PCT.

PLAYER	TEAM	GP	SHOTS	SOG	PCT
Pete Marino	MIA*	100	126	82	65.1
Gerell Elliott	DAL	65	119	77	64.7
Vitalis Takawira	KC	103	163	102	62.6
Giovanni Savarese	SJ*	116	218	130	59.6
Abdul Thompson Conteh	DC*	61	151	90	59.6
Roy Lassiter	DC*	179	398	236	59.3
Jaime Moreno	DC*	340	684	394	57.6
Ronald Cerritos	HOU*	221	427	244	57.1
Taylor Twellman	NE	174	557	318	57.1
Christian Gomez	DC*	144	290	159	54.8
Minimum: 75 shots on goal					

MLS INDIVIDUAL ALL-TIME LEADERS

GAMES PLAYED IN GOAL

PLAYER	TEAM	GP
Nick Rimando	RSL*	424
Kevin Hartman	NYR*	416
Joe Cannon	VAN*	342
Jon Busch	CHI*	309
Matt Reis	NE*	293
Zach Thornton	CHV*	282
Tony Meola	NYR*	250
Scott Garlick	RSL*	237
Pat Onstad	DC*	223
Troy Perkins	SEA*	217

WINS

PLAYER	TEAM	GP	WON
Kevin Hartman	NYR*	416	180
Nick Rimando	RSL*	394	172
Zach Thornton	CHV*	282	131
Joe Cannon	VAN*	342	119
Jon Busch	CHI*	309	113
Matt Reis	NE*	293	110
Scott Garlick	RSL*	237	107
Tony Meola	NYR*	250	97
Pat Onstad	DC*	223	93
Donovan Ricketts	LA*	188	79

GAMES STARTED IN GOAL

PLAYER	TEAM	GP
Nick Rimando	RSL*	424
Kevin Hartman	NYR*	411
Joe Cannon	VAN*	341
Jon Busch	CHI*	308
Matt Reis	NE*	288
Zach Thornton	CHV*	276
Tony Meola	NYR*	250
Scott Garlick	RSL*	234
Pat Onstad	DC*	223
Troy Perkins	SEA*	216

LOSSES

PLAYER	TEAM	GP	LOST
Kevin Hartman	NYR*	416	143
Joe Cannon	VAN*	342	141
Nick Rimando	RSL*	424	140
Tony Meola	NYR*	250	109
Jon Busch	CHI*	309	101
Matt Reis	NE*	293	98
Zach Thornton	CHV*	282	97
Scott Garlick	RSL*	237	93
Troy Perkins	SEA*	217	87
Dan Kennedy	LA*	163	76

MINUTES PLAYED IN GOAL

PLAYER	TEAM	MIN
Nick Rimando	RSL*	38313
Kevin Hartman	NYR*	37260
Joe Cannon	VAN*	30732
Jon Busch	CHI*	27725
Matt Reis	NE*	25936
Zach Thornton	CHV*	24935
Tony Meola	NYR*	22555
Scott Garlick	RSL*	21171
Pat Onstad	DC*	20076
Troy Perkins	SEA*	19463

SAVES

PLAYER	TEAM	GP	SVS
Kevin Hartman	NYR*	416	1474
Nick Rimando	RSL*	424	1450
Joe Cannon	VAN*	342	1331
Jon Busch	CHI*	309	1151
Tony Meola	NYR*	250	1136
Matt Reis	NE*	293	1114
Scott Garlick	RSL*	237	1021
Zach Thornton	CHV*	282	987
Troy Perkins	SEA*	217	724
Pat Onstad	DC*	223	698

WINNING PCT.

PLAYER	TEAM	GP	WON	LOST	TIED	PCT
Jorge Campos	CHI*	51	29	16	0	0.644
Kasey Keller	SEA	93	44	22	25	0.621
Jaime Penedo	LA	54	25	12	17	0.62
Michael Gspurning	SEA	49	24	13	11	0.615
Marcus Hahnemann	SEA*	70	41	27	0	0.603
Luis Robles	NYR	140	66	39	35	0.596
Mark Simpson	DC	53	26	18	4	0.583
Donovan Ricketts	LA*	188	79	50	54	0.579
Brad Friedel	CLB	38	22	16	0	0.579
Pat Onstad	DC*	223	93	59	70	0.577

Minimum: 20 wins

SHUTOUTS

PLAYER	TEAM	GP	SVS
Nick Rimando	RSL*	424	129
Kevin Hartman	NYR*	416	112
Joe Cannon	VAN*	342	86
Jon Busch	CHI*	309	83
Zach Thornton	CHV*	282	76
Matt Reis	NE*	293	75
Pat Onstad	DC*	223	64
Tony Meola	NYR*	250	62
Donovan Ricketts	LA*	188	56
Troy Perkins	SEA*	217	53



MLS INDIVIDUAL ALL-TIME LEADERS

GOALS AGAINST AVG.

PLAYER	TEAM	GP	MIN	SHTS	SVS	GA	GAA	W-L-T	SHO
Jimmy Nielsen	KC	128	11497	430	304	126	0.99	57-38-32	45
Kasey Keller	SEA	93	8264	367	270	97	1.06	44-22-25	30
Jaime Penedo	LA	54	4860	214	155	59	1.09	25-12-17	17
Bounaoundoul	NYR*	99	8823	474	363	111	1.13	36-36-25	32
Pat Onstad	DC*	223	20076	952	698	254	1.14	93-59-70	64
David Bingham	SJ	73	6480	313	230	83	1.15	25-26-22	20
Nick Rimando	RSL*	424	38313	1954	1450	504	1.18	183-140-1	129
Donovan Ricketts	LA*	188	16712	766	544	222	1.2	79-50-54	56
Kevin Hartman	NYR*	416	37260	1975	1474	501	1.21	180-143-8	112
William Hesmer	CLB*	133	11965	582	421	161	1.21	60-40-33	42

Minimum: 4500 minutes played

SAVES PERCENTAGE

PLAYER	TEAM	GP	SAVES	SOG	PCT
Brad Friedel	CLB	38	177	234	75.6
Bounaoundoul	NYR*	99	363	488	74.4
Tony Meola	NYR*	250	1136	1546	73.5
Jon Busch	CHI*	309	1151	1577	73
Tim Howard	COL*	102	496	680	72.9
Bill Hamid	DC	160	544	749	72.6
Kasey Keller	SEA	93	270	372	72.6
Jorge Campos	CHI*	51	195	269	72.5
David Bingham	SJ	73	230	318	72.3
Joe Cannon	VAN*	342	1331	1843	72.2

Minimum: 175 saves

*Played for more than one team; most recent team listed.

MLS INDIVIDUAL ALL-TIME PLAYOFF LEADERS

GAMES PLAYED

PLAYER	TEAM	GP
Kevin Hartman	NYR*	49
Cobi Jones	LA	45
Landon Donovan	LA*	44
Diego Gutierrez	CHI*	40
Jeff Agoos	NYR*	39
Chris Armas	CHI*	37
Dema Kovalenko	LA*	37
Jesse Marsch	CHV*	37
Brian Mullan	COL*	36
4 players tied with 35		

GAMES STARTED

PLAYER	TEAM	GP
Kevin Hartman	NYR*	49
Landon Donovan	LA*	44
Cobi Jones	LA	43
Jeff Agoos	NYR*	39
Chris Armas	CHI*	37
Jesse Marsch	CHV*	37
C.J. Brown	CHI	35
Dema Kovalenko	LA*	35
Zach Thornton	CHV*	35
4 players tied with 34		

MINUTES PLAYED

PLAYER	TEAM	MIN
Kevin Hartman	NYR*	4522
Landon Donovan	LA*	4077
Cobi Jones	LA	3938
Jeff Agoos	NYR*	3557
Chris Armas	CHI*	3383
Diego Gutierrez	CHI*	3270
Jesse Marsch	CHV*	3228
C.J. Brown	CHI	3221
Zach Thornton	CHV*	3193
Nick Rimando	RSL*	3169

GOALS

PLAYER	TEAM	GP	GOALS
Landon Donovan	LA*	44	25
Carlos Ruiz	DAL*	19	16
Roy Lassiter	DC*	21	13
Jaime Moreno	DC*	32	12
Ante Razov	CHV*	35	11
Brian McBride	CHI*	28	10
Preki	KC*	26	10
Taylor Twellman	NE	21	10
Robbie Keane	LA	21	9
4 players tied with 8			

ASSISTS

PLAYER	TEAM	GP	ASTS
Landon Donovan	LA*	44	15
Mauricio Cienfuegos	LA	35	14
Marco Etcheverry	DC	23	13
Cobi Jones	LA	45	13
Jaime Moreno	DC*	32	10
Peter Nowak	CHI	20	10
Ante Razov	CHV*	35	10
Brad Davis	KC*	27	9
Javier Morales	RSL	21	9
Brian Mullan	COL*	36	9
Andy Williams	RSL*	23	9

SHOTS

PLAYER	TEAM	GP	SHOTS
Landon Donovan	LA*	44	113
Ante Razov	CHV*	35	95
Jaime Moreno	DC*	32	73
Brian McBride	CHI*	28	71
Carlos Ruiz	DAL*	19	67
Cobi Jones	LA	45	66
Preki	KC*	26	63
Taylor Twellman	NE	21	61
Clint Mathis	LA*	28	60
Mark Chung	SJ*	26	58

SHOTS ON GOAL

PLAYER	TEAM	GP	SOG
Landon Donovan	LA*	44	56
Ante Razov	CHV*	35	38
Carlos Ruiz	DAL*	19	33
Jaime Moreno	DC*	32	32
Preki	KC*	26	32
Brian McBride	CHI*	28	31
Roy Lassiter	DC*	21	30
Taylor Twellman	NE	21	30
Cobi Jones	LA	45	29
Clint Mathis	LA*	28	29

FOULS COMMITTED

PLAYER	TEAM	GP	FC
Diego Gutierrez	CHI*	40	92
Chris Armas	CHI*	37	74
Dema Kovalenko	LA*	37	72
Pablo Mastroeni	LA*	27	67
Chris Henderson	NYR*	31	65
Jay Heaps	NE*	30	64
Ante Razov	CHV*	35	63
Landon Donovan	LA*	44	62
Jesse Marsch	CHV*	37	59
Jaime Moreno	DC*	32	58



MLS INDIVIDUAL ALL-TIME PLAYOFF LEADERS

FOULS SUFFERED

PLAYER	TEAM	GP	FS
Cobi Jones	LA	45	113
Jaime Moreno	DC*	32	102
Landon Donovan	LA*	44	96
Taylor Twellman	NE	21	70
Mauricio Cienfuegos	LA	35	68
Mark Chung	SJ*	26	65
Oscar Pareja	DAL*	17	64
Carlos Ruiz	DAL*	19	64
Jeff Agoos	NYR*	39	62
Dema Kovalenko	LA*	37	61

CAUTIONS (YELLOW)

PLAYER	TEAM	GP	CAUT
Dema Kovalenko	LA*	37	15
Diego Gutierrez	CHI*	40	12
Kyle Beckerman	RSL*	32	10
Pablo Mastroeni	LA*	27	10
Landon Donovan	LA*	44	9
Daniel Hernandez	DAL*	23	9
Jesse Marsch	CHV*	37	9
Brian Mullan	COL*	36	9
Robert Warzycha	CLB	17	9
5 players tied with 8			

EJECTIONS (RED CARDS)

PLAYER	TEAM	GP	EJECT
Rafa Marquez	NYR	6	2
Diego Serna	COL*	7	2
62 players tied with 1			

CORNER KICKS

PLAYER	TEAM	GP	CK
Marco Etcheverry	DC	23	119
Brad Davis	KC*	27	92
Cobi Jones	LA	45	83
Steve Ralston	NE*	34	75
David Beckham	LA	17	68
Landon Donovan	LA*	44	66
Javier Morales	RSL	21	65
Richard Mulrooney	HOU*	19	64
Chris Henderson	NYR*	31	61
Graham Zusi	KC	13	61

OFFSIDES

PLAYER	TEAM	GP	OFF
Ante Razov	CHV*	35	40
Carlos Ruiz	DAL*	19	34
Luis Hernandez	LA	10	23
Raul Diaz Arce	COL*	12	22
Chris Henderson	NYR*	31	22
Roy Lassiter	DC*	21	22
Brian Ching	HOU*	26	21
Eddie Johnson	DC*	14	21
Taylor Twellman	NE	21	20
Adolfo Valencia	NYR	8	20

GAME-WINNING GOALS

PLAYER	TEAM	GP	GWG
Landon Donovan	LA*	41	10
Jaime Moreno	DC*	32	5
Brian McBride	CHI*	28	4
Carlos Ruiz	DC*	17	4
Taylor Twellman	NE	21	4
13 players tied with 3			

GAME-WINNING ASSISTS

PLAYER	TEAM	GP	GWA
Marco Etcheverry	DC	23	5
Cobi Jones	LA	45	5
Brian Mullan	COL*	36	5
David Beckham	LA	17	4
Landon Donovan	LA*	44	4
Javier Morales	RSL	21	4
Jaime Moreno	DC*	32	4
9 players tied with 3			

HATRICKS

PLAYER	TEAM	GP	HATS
Raul Diaz Arce	COL*	12	1
Landon Donovan	LA*	44	1
Sebastian Giovinco	TOR	7	1
Stern John	CLB	10	1

MULTI-GOAL GAMES

PLAYER	TEAM	GP	GAMES
Landon Donovan	LA*	44	5
Roy Lassiter	DC*	21	4
Carlos Ruiz	DAL*	19	4
Paul Bravo	COL*	15	2
Will Bruin	HOU	13	2
Charlie Davies	PHI*	7	2
Carlos Hermosillo	LA	9	2
Stern John	CLB	10	2
Robbie Keane	LA	21	2
Brian McBride	CHI*	28	2
Jaime Moreno	DC*	32	2
Ante Razov	CHV*	35	2

MLS INDIVIDUAL ALL-TIME PLAYOFF LEADERS

PENALTY-KICK GOALS

PLAYER	TEAM	GP	PKG
Landon Donovan	LA*	44	6
Greg Vanney	LA*	32	3
Robbie Keane	LA	21	2
Lubos Kubik	DAL*	9	2
Michel	DAL	4	2
Jorge Rodriguez	DAL	18	2
28 players tied with 1			

GOALS PER GAME

PLAYER	TEAM	GP	GOALS	AVG
Alejandro Bedoya	PHI	1	1	1
Emmanuel Boateng	LA	2	2	1
Alex	HOU*	1	1	1
Mamadou Diallo	NYR*	2	2	1
Erik Hurtado	VAN	1	1	1
Krisztian Nemeth	KC	1	1	1
Guillermo Ramirez	LA	1	1	1
Roy Wegerle	TB*	2	2	1
Carlos Ruiz	DAL*	19	16	0.84
Stern John	CLB	10	8	0.8
Matteo Mancosu	MTL	5	4	0.8

ASSISTS PER GAME

PLAYER	TEAM	GP	ASTS	AVG
Guillermo Barros Schelotto	CLB	7	7	1
Amadou Dia	MTL*	1	1	1
Hong Myung-Bo	LA	2	2	1
Richard Marquez	PHI	1	1	1
Ilisinho	PHI	1	1	1
Daniel Royer	NYR	1	1	1
Hugo Sanchez	DAL	2	2	1
Matt Watson	CHI*	1	1	1
Mauro Diaz	DAL	6	5	0.83
David Ferreira	DAL	4	3	0.75

GOALS PER 90 MIN.

PLAYER	TEAM	MIN	GOALS	AVG
McKinley Tennyson	LA	5	1	18
Eric Avila	ORL*	18	1	5
Anatole Abang	NYR	22	1	4.09
Frederic Piquionne	POR	42	1	2.14
Alex	HOU*	45	1	2
Guillermo Ramirez	LA	54	1	1.67
John Ball	CHI	59	1	1.53
Carlo Costly	HOU	64	1	1.41
Tosaint Ricketts	TOR	134	2	1.34
Roy Wegerle	TB*	144	2	1.25

ASSISTS PER 90 MIN.

PLAYER	TEAM	MIN	ASTS	AVG
Ilisinho	PHI	31	1	2.9
Daniel Royer	NYR	37	1	2.43
Rod Dyachenko	DC	83	2	2.17
John Jairo Trellez	DAL	50	1	1.8
Seth Tremblay	RSL*	62	1	1.45
Johnny Torres	CHI*	63	1	1.43
Jose Luis Morales	NE	68	1	1.32
Matt Watson	CHI*	80	1	1.13
Daigo Kobayashi	NE*	81	1	1.11
Hugo Sanchez	DAL	172	2	1.05

SCORING PCT.

PLAYER	TEAM	GP	SHOTS	GOALS	PCT
Alejandro Bedoya	PHI	1	1	1	100
Diego Chara	POR	8	1	1	100
Tayt Ianni	SJ	3	1	1	100
Miles Joseph	DAL*	5	1	1	100
Darren Mattocks	POR*	4	1	1	100
Steve Morrow	DAL	3	1	1	100
Frederic Piquionne	POR	2	1	1	100
Waldir	COL	2	1	1	100
McKinley Tennyson	LA	2	1	1	100
DeAndre Yedlin	SEA	6	1	1	100

SHOTS ON GOAL PCT.

PLAYER	TEAM	GP	SHOTS	SOG	PCT
Vitalis Takawira	KC	7	13	12	92.3
Jorge Rodriguez	DAL	18	10	9	90
Cuauhtemoc Blanco	CHI	9	19	14	73.7
Tony Sanneh	LA*	20	16	11	68.8
Didier Drogba	MTL	6	14	9	64.3
Carlos Hermosillo	LA	9	16	10	62.5
Luis Hernandez	LA	10	21	13	61.9
Jozy Altidore	TOR*	11	20	12	60
Eduardo Hurtado	NE*	9	20	12	60
Jesse Marsch	CHV*	37	30	18	60

Minimum: 9 shots on goal

GAMES PLAYED IN GOAL

PLAYER	TEAM	GP
Kevin Hartman	NYR*	49
Zach Thornton	CHV*	35
Nick Rimando	RSL*	34
Tony Meola	NYR*	23
Matt Reis	NE*	22
Pat Onstad	DC*	21
Jon Busch	CHI*	18
Joe Cannon	VAN*	18
Tally Hall	DC*	15
Tom Presthus	CLB*	15
Luis Robles	NYR	15



MLS INDIVIDUAL ALL-TIME PLAYOFF LEADERS

GAMES STARTED IN GOAL

PLAYER	TEAM	GP
Kevin Hartman	NYR*	49
Zach Thornton	CHV*	35
Nick Rimando	RSL*	34
Tony Meola	NYR*	23
Pat Onstad	DC*	21
Matt Reis	NE*	21
Jon Busch	CHI*	18
Joe Cannon	VAN*	18
Tally Hall	DC*	15
Luis Robles	NYR	15

LOSSES

PLAYER	TEAM	GP	LOST
Kevin Hartman	NYR*	49	17
Zach Thornton	CHV*	35	13
Nick Rimando	RSL*	34	12
Tony Meola	NYR*	23	11
Joe Cannon	VAN*	18	8
Jon Busch	CHI*	18	7
Mark Dodd	DAL	12	7
Matt Jordan	COL*	12	7
Pat Onstad	DC*	21	7
Matt Reis	NE*	22	7
Luis Robles	NYR	15	7

MINUTES PLAYED IN GOAL

PLAYER	TEAM	MIN
Kevin Hartman	NYR*	4522
Zach Thornton	CHV*	3193
Nick Rimando	RSL*	3169
Tony Meola	NYR*	2135
Matt Reis	NE*	2090
Pat Onstad	DC*	2043
Joe Cannon	VAN*	1690
Jon Busch	CHI*	1670
Tally Hall	DC*	1380
Luis Robles	NYR	1380

SAVES

PLAYER	TEAM	GP	SVS
Kevin Hartman	NYR*	49	175
Zach Thornton	CHV*	35	122
Nick Rimando	RSL*	34	114
Matt Reis	NE*	22	103
Tony Meola	NYR*	23	96
Jon Busch	CHI*	18	71
Joe Cannon	VAN*	18	64
Adin Brown	POR*	10	59
Pat Onstad	DC*	21	58
Stefan Frei	SEA*	13	51
Tally Hall	DC*	15	51

WINS

PLAYER	TEAM	GP	WON
Kevin Hartman	NYR*	49	24
Zach Thornton	CHV*	35	17
Nick Rimando	RSL*	34	13
Pat Onstad	DC*	21	10
Tom Presthus	CLB*	15	10
Matt Reis	NE*	22	10
Tony Meola	NYR*	23	9
Tally Hall	DC*	15	8
Josh Saunders	NYC*	11	8
Joe Cannon	VAN*	18	7
Stefan Frei	SEA*	13	7

SHUTOUTS

PLAYER	TEAM	GP	SVS
Kevin Hartman	NYR*	49	15
Nick Rimando	RSL*	34	13
Zach Thornton	CHV*	35	13
Tony Meola	NYR*	23	8
Matt Reis	NE*	22	8
Tom Presthus	CLB*	15	7
Jon Busch	CHI*	18	6
6 players tied with 5			

GOALS AGAINST AVG.

PLAYER	TEAM	GP	MIN	SHTS	SVS	GA	GAA	W-L-T	SHO
Brian Rowe	LA	3	300	9	7	2	0.6	0-2-1	1
Jaime Penedo	LA	7	690	27	22	5	0.65	1-2-4	4
Adin Brown	POR*	10	954	66	59	7	0.66	3-4-3	5
Jon Conway	CHI*	4	360	16	13	3	0.75	0-2-2	1
Josh Saunders	NYC*	11	954	38	30	8	0.75	1-8-2	3
Stefan Frei	SEA*	13	1230	62	51	11	0.8	3-7-3	5
Jimmy Nielsen	KC	10	960	24	15	9	0.84	2-5-3	4
Jeff Cassar	DAL*	5	405	17	13	4	0.89	0-4-0	2
Tally Hall	DC*	15	1380	65	51	14	0.91	3-8-4	5
Jon Busch	CHI*	18	1670	88	71	17	0.92	5-6-7	6

Minimum: 300 minutes played

MLS INDIVIDUAL ALL-TIME PLAYOFF LEADERS

SAVES PERCENTAGE

PLAYER	TEAM	GP	SAVES	SOG	PCT
Dario Sala	DAL	4	20	24	83.3
Adin Brown	POR*	10	59	72	81.9
Dave Salzwedel	SJ	3	18	22	81.8
Jon Conway	CHI*	4	13	16	81.3
Stefan Frei	SEA*	13	51	63	81
Marcus Hahnemann	SEA*	9	37	46	80.4
Brad Guzan	CHV	4	16	20	80
Frank Rost	NYR	3	12	15	80
Josh Saunders	NYC*	11	30	38	78.9
Jaime Penedo	LA	7	22	28	78.6

Minimum: 10 saves

WINNING PCT.

PLAYER	TEAM	GP	WON	LOST	TIED	PCT
Mark Simpson	DC	6	5	0	0	1
Adam Larsen Kwarasey	POR	5	3	0	2	0.8
Josh Saunders	NYC*	11	8	2	1	0.773
Evan Bush	MTL	8	6	2	0	0.75
Paul Grafer	NYR*	3	2	1	0	0.667
Tom Presthus	CLB*	15	10	5	0	0.667
Brian Rowe	LA	3	2	1	0	0.667
Dario Sala	DAL	4	2	1	0	0.667
Stefan Frei	SEA*	13	7	3	3	0.654
Clint Irwin	TOR*	7	4	2	1	0.643
Jaime Penedo	LA	7	4	2	1	0.643

*Played for more than one team; most recent team listed.

2017 MAJOR LEAGUE SOCCER SCHEDULE

(All Times Eastern and subject to change)
As of January 11, 2017

FRIDAY, MARCH 3, 2017

Minnesota United FC at Portland Timbers, 9:30 p.m.

SATURDAY, MARCH 4, 2017

Chicago Fire at Columbus Crew SC, 2 p.m.
FC Dallas at LA Galaxy, 4 p.m.
Toronto FC at Real Salt Lake, 4:30 p.m.
New England Revolution at Colorado Rapids, 6 p.m.
Sporting Kansas City at D.C. United, 7 p.m.
Seattle Sounders FC at Houston Dynamo, 8:30 p.m.
Montreal Impact at San Jose Earthquakes, 10 p.m.

SUNDAY, MARCH 5, 2017

New York City FC at Orlando City SC, 5 p.m.
New York Red Bulls at Atlanta United, 7 p.m.
Philadelphia Union at Vancouver Whitecaps FC, 9:30 p.m.

SATURDAY, MARCH 11, 2017

Real Salt Lake at Chicago Fire, 2 p.m.
Orlando City SC at New England Revolution, 2 p.m.
Colorado Rapids at New York Red Bulls, 4 p.m.
Toronto FC at Philadelphia Union, 4:30 p.m.
Seattle Sounders FC at Montreal Impact, 7 p.m.
Columbus Crew SC at Houston Dynamo, 8:30 p.m.
FC Dallas at Sporting Kansas City, 9 p.m.
Vancouver Whitecaps FC at San Jose Earthquakes, 10 p.m.

SUNDAY, MARCH 12, 2017

D.C. United at New York City FC, 2 p.m.
Atlanta United at Minnesota United FC, 5 p.m.
Portland Timbers at LA Galaxy, 7 p.m.

SATURDAY, MARCH 18, 2017

Chicago Fire at Atlanta United, 4 p.m.
Columbus Crew SC at D.C. United, 7 p.m.
Philadelphia Union at Orlando City SC, 7:30 p.m.
New England Revolution at FC Dallas, 8 p.m.
San Jose Earthquakes at Sporting Kansas City, 8:30 p.m.
Minnesota United FC at Colorado Rapids, 9 p.m.
LA Galaxy at Real Salt Lake, 9:30 p.m.
Houston Dynamo at Portland Timbers, 10:30 p.m.
Montreal Impact at New York City FC, tbd
Toronto FC at Vancouver Whitecaps FC, tbd

SUNDAY, MARCH 19, 2017

New York Red Bulls at Seattle Sounders FC, 7 p.m.

SATURDAY, MARCH 25, 2017

Minnesota United FC at New England Revolution, 2 p.m.
Real Salt Lake at New York Red Bulls, 4 p.m.
Portland Timbers at Columbus Crew SC, 7:30 p.m.

FRIDAY, MARCH 31, 2017

Sporting Kansas City at Toronto FC, 7:30 p.m.
Atlanta United at Seattle Sounders FC, 10 p.m.

SATURDAY, APRIL 1, 2017

Orlando City SC at Columbus Crew SC, 4 p.m.
Philadelphia Union at D.C. United, 7 p.m.
Real Salt Lake at Minnesota United FC, 8 p.m.
New York Red Bulls at Houston Dynamo, 8:30 p.m.
FC Dallas at Colorado Rapids, 9 p.m.
Montreal Impact at Chicago Fire, tbd
San Jose Earthquakes at New York City FC, tbd
LA Galaxy at Vancouver Whitecaps FC, tbd

SUNDAY, APRIL 2, 2017

New England Revolution at Portland Timbers, 9 p.m.

FRIDAY, APRIL 7, 2017

Montreal Impact at LA Galaxy, 10:30 p.m.

SATURDAY, APRIL 8, 2017

Houston Dynamo at New England Revolution, 2 p.m.
New York City FC at D.C. United, 4 p.m.
Columbus Crew SC at Chicago Fire, 6 p.m.
Portland Timbers at Philadelphia Union, 7 p.m.
Minnesota United FC at FC Dallas, 8 p.m.
Seattle Sounders FC at San Jose Earthquakes, 10:30 p.m.
Vancouver Whitecaps FC at Real Salt Lake, tbd
Atlanta United at Toronto FC, tbd

SUNDAY, APRIL 9, 2017

New York Red Bulls at Orlando City SC, 4 p.m.
Colorado Rapids at Sporting Kansas City, 7 p.m.

FRIDAY, APRIL 14, 2017

New York City FC at Philadelphia Union, 7 p.m.
FC Dallas at San Jose Earthquakes, 11 p.m.
Seattle Sounders FC at Vancouver Whitecaps FC, tbd

SATURDAY, APRIL 15, 2017

LA Galaxy at Orlando City SC, 3 p.m.
New England Revolution at Chicago Fire, 5 p.m.
D.C. United at New York Red Bulls, 7:30 p.m.
Minnesota United FC at Houston Dynamo, 8:30 p.m.
Real Salt Lake at Colorado Rapids, 9 p.m.
Sporting Kansas City at Portland Timbers, 10:30 p.m.
Toronto FC at Columbus Crew SC, tbd
Atlanta United at Montreal Impact, tbd

WEDNESDAY, APRIL 19, 2017

San Jose Earthquakes at New England Revolution, 7:30 p.m.

FRIDAY, APRIL 21, 2017

Chicago Fire at Toronto FC, tbd

SATURDAY, APRIL 22, 2017

San Jose Earthquakes at Houston Dynamo, 4 p.m.
D.C. United at New England Revolution, 7:30 p.m.
Columbus Crew SC at New York Red Bulls, 7:30 p.m.
Sporting Kansas City at FC Dallas, 8 p.m.
Atlanta United at Real Salt Lake, 9:30 p.m.
Montreal Impact at Philadelphia Union, tbd
Vancouver Whitecaps FC at Portland Timbers, tbd

SUNDAY, APRIL 23, 2017

Orlando City SC at New York City FC, 1:30 p.m.
Seattle Sounders FC at LA Galaxy, 4 p.m.
Colorado Rapids at Minnesota United FC, 6 p.m.

FRIDAY, APRIL 28, 2017

Houston Dynamo at Toronto FC, tbd

SATURDAY, APRIL 29, 2017

Colorado Rapids at Orlando City SC, 4 p.m.
Chicago Fire at New York Red Bulls, 7:30 p.m.
New York City FC at Columbus Crew SC, 7:30 p.m.
Portland Timbers at FC Dallas, 8 p.m.
San Jose Earthquakes at Minnesota United FC, 8 p.m.
Real Salt Lake at Sporting Kansas City, 8:30 p.m.
New England Revolution at Seattle Sounders FC, 10 p.m.
Philadelphia Union at LA Galaxy, 10:30 p.m.
Vancouver Whitecaps FC at Montreal Impact, tbd

SUNDAY, APRIL 30, 2017

D.C. United at Atlanta United, 3 p.m.

WEDNESDAY, MAY 3, 2017

New York Red Bulls at Sporting Kansas City, 8:30 p.m.
Orlando City SC at Toronto FC, tbd

2017 MAJOR LEAGUE SOCCER SCHEDULE

FRIDAY, MAY 5, 2017

Vancouver Whitecaps FC at Colorado Rapids, tbd

SATURDAY, MAY 6, 2017

Toronto FC at Seattle Sounders FC, 4 p.m.
New York Red Bulls at Philadelphia Union, 7 p.m.
New England Revolution at Columbus Crew SC, 7:30 p.m.
Orlando City SC at Houston Dynamo, 8:30 p.m.
FC Dallas at Real Salt Lake, 9:30 p.m.
Chicago Fire at LA Galaxy, 10:30 p.m.
Portland Timbers at San Jose Earthquakes, 10:30 p.m.
Montreal Impact at D.C. United, tbd

SUNDAY, MAY 7, 2017

Sporting Kansas City at Minnesota United FC, 1:30 p.m.
Atlanta United at New York City FC, 4 p.m.

WEDNESDAY, MAY 10, 2017

Toronto FC at Columbus Crew SC, tbd

FRIDAY, MAY 12, 2017

Vancouver Whitecaps FC at Houston Dynamo, tbd

SATURDAY, MAY 13, 2017

San Jose Earthquakes at Colorado Rapids, 4 p.m.
Philadelphia Union at D.C. United, 7 p.m.
Real Salt Lake at New England Revolution, 7:30 p.m.
Sporting Kansas City at Orlando City SC, 7:30 p.m.
Seattle Sounders FC at Chicago Fire, 8:30 p.m.
Columbus Crew SC at Montreal Impact, tbd
Minnesota United FC at Toronto FC, tbd

SUNDAY, MAY 14, 2017

Atlanta United at Portland Timbers, 4 p.m.
LA Galaxy at New York Red Bulls, 6 p.m.
New York City FC at FC Dallas, 8 p.m.

WEDNESDAY, MAY 17, 2017

Houston Dynamo at Philadelphia Union, 7:30 p.m.
Colorado Rapids at Chicago Fire, 8:30 p.m.
Seattle Sounders FC at Sporting Kansas City, 8:30 p.m.
New York City FC at Real Salt Lake, 9 p.m.
Orlando City SC at San Jose Earthquakes, 10 p.m.

FRIDAY, MAY 19, 2017

Toronto FC at New York Red Bulls, 7:30 p.m.

SATURDAY, MAY 20, 2017

Chicago Fire at D.C. United, 4 p.m.
Real Salt Lake at Seattle Sounders FC, 5 p.m.
Colorado Rapids at Philadelphia Union, 7 p.m.
Houston Dynamo at Atlanta United, 7 p.m.
San Jose Earthquakes at FC Dallas, 8 p.m.
Portland Timbers at Montreal Impact, tbd
Sporting Kansas City at Vancouver Whitecaps FC, tbd

SUNDAY, MAY 21, 2017

Columbus Crew SC at New England Revolution, 2:30 p.m.
LA Galaxy at Minnesota United FC, 5 p.m.
New York City FC at Orlando City SC, 7 p.m.

FRIDAY, MAY 26, 2017

Columbus Crew SC at Toronto FC, tbd

SATURDAY, MAY 27, 2017

Portland Timbers at Seattle Sounders FC, 3 p.m.
New England Revolution at New York Red Bulls, 7:30 p.m.
Sporting Kansas City at Colorado Rapids, 8 p.m.
Orlando City SC at Minnesota United FC, 8 p.m.
Philadelphia Union at Real Salt Lake, 8 p.m.
LA Galaxy at San Jose Earthquakes, 10 p.m.
D.C. United at Vancouver Whitecaps FC, tbd

SUNDAY, MAY 28, 2017

New York City FC at Atlanta United, 5 p.m.
Houston Dynamo at FC Dallas, 8 p.m.

WEDNESDAY, MAY 31, 2017

D.C. United at Orlando City SC, 7:30 p.m.
Seattle Sounders FC at Columbus Crew SC, 7:30 p.m.
FC Dallas at Chicago Fire, 8:30 p.m.
Real Salt Lake at Houston Dynamo, 8:30 p.m.
Colorado Rapids at LA Galaxy, 10:30 p.m.
New England Revolution at New York City FC, tbd

FRIDAY, JUNE 2, 2017

San Jose Earthquakes at Portland Timbers, 11 p.m.

SATURDAY, JUNE 3, 2017

Minnesota United FC at Sporting Kansas City, 5 p.m.
LA Galaxy at D.C. United, 7 p.m.
Real Salt Lake at FC Dallas, 8 p.m.
Columbus Crew SC at Colorado Rapids, 9 p.m.
New York Red Bulls at Montreal Impact, tbd
Toronto FC at New England Revolution, tbd
Philadelphia Union at New York City FC, tbd
Atlanta United at Vancouver Whitecaps FC, tbd

SUNDAY, JUNE 4, 2017

Chicago Fire at Orlando City SC, 7:30 p.m.
Houston Dynamo at Seattle Sounders FC, 10 p.m.

SATURDAY, JUNE 10, 2017

Atlanta United at Chicago Fire, 4 p.m.
Montreal Impact at Sporting Kansas City, tbd
FC Dallas at Portland Timbers, 10:30 p.m.

SATURDAY, JUNE 17, 2017

Seattle Sounders FC at New York City FC, 1 p.m.
Columbus Crew SC at Atlanta United, 7 p.m.
Chicago Fire at New England Revolution, 7:30 p.m.
Sporting Kansas City at San Jose Earthquakes, 9 p.m.
Minnesota United FC at Real Salt Lake, 10 p.m.
Houston Dynamo at LA Galaxy, 11 p.m.
D.C. United at Toronto FC, tbd
FC Dallas at Vancouver Whitecaps FC, tbd
Montreal Impact at Orlando City SC, tbd

SUNDAY, JUNE 18, 2017

New York Red Bulls at Philadelphia Union, 5 p.m.
Portland Timbers at Colorado Rapids, 9:30 p.m.

WEDNESDAY, JUNE 21, 2017

Atlanta United at D.C. United, 7:30 p.m.
Portland Timbers at Minnesota United FC, 8 p.m.
LA Galaxy at Colorado Rapids, 9 p.m.
Orlando City SC at Seattle Sounders FC, 10:30 p.m.

FRIDAY, JUNE 23, 2017

FC Dallas at Houston Dynamo, 9 p.m.
New England Revolution at Toronto FC, tbd

SATURDAY, JUNE 24, 2017

New York City FC at New York Red Bulls, 1:30 p.m.
Colorado Rapids at Atlanta United, 7 p.m.
D.C. United at Philadelphia Union, 7 p.m.
Orlando City SC at Chicago Fire, 8:30 p.m.
Real Salt Lake at San Jose Earthquakes, 10:30 p.m.
Sporting Kansas City at LA Galaxy, 10:30 p.m.
Montreal Impact at Columbus Crew SC, tbd
Vancouver Whitecaps FC at Minnesota United FC, tbd

SUNDAY, JUNE 25, 2017

Seattle Sounders FC at Portland Timbers, 4 p.m.



2017 MAJOR LEAGUE SOCCER SCHEDULE

THURSDAY, JUNE 29, 2017

Minnesota United FC at New York City FC, tbd

FRIDAY, JUNE 30, 2017

Orlando City SC at Real Salt Lake, 9:30 p.m.

SATURDAY, JULY 1, 2017

Portland Timbers at Sporting Kansas City, 7 p.m.

Atlanta United at Columbus Crew SC, 7:30 p.m.

Houston Dynamo at Colorado Rapids, 9 p.m.

LA Galaxy at San Jose Earthquakes, 10 p.m.

Vancouver Whitecaps FC at Chicago Fire, tbd

Toronto FC at FC Dallas, tbd

D.C. United at Montreal Impact, tbd

SUNDAY, JULY 2, 2017

New England Revolution at Philadelphia Union, tbd

TUESDAY, JULY 4, 2017

Columbus Crew SC at Minnesota United FC, 7 p.m.

San Jose Earthquakes at Atlanta United, 7 p.m.

D.C. United at FC Dallas, 8:30 p.m.

Seattle Sounders FC at Colorado Rapids, 9 p.m.

Real Salt Lake at LA Galaxy, 10:30 p.m.

WEDNESDAY, JULY 5, 2017

New York Red Bulls at New England Revolution, 7:30 p.m.

Chicago Fire at Portland Timbers, 10:30 p.m.

Montreal Impact at Houston Dynamo, tbd

Toronto FC at Orlando City SC, tbd

New York City FC at Vancouver Whitecaps FC, tbd

THURSDAY, JULY 6, 2017

Philadelphia Union at Sporting Kansas City, 8:30 p.m.

WEDNESDAY, JULY 19, 2017

San Jose Earthquakes at New York Red Bulls, 7:30 p.m.

Houston Dynamo at Minnesota United FC, 8 p.m.

Real Salt Lake at Portland Timbers, 10:30 p.m.

D.C. United at Seattle Sounders FC, 10:30 p.m.

Vancouver Whitecaps FC at LA Galaxy, tbd

Philadelphia Union at Montreal Impact, tbd

Toronto FC at New York City FC, tbd

FRIDAY, JULY 21, 2017

Atlanta United at Orlando City SC, 7 p.m.

SATURDAY, JULY 22, 2017

New York Red Bulls at Minnesota United FC, 4 p.m.

Houston Dynamo at D.C. United, 7 p.m.

Philadelphia Union at Columbus Crew SC, 7:30 p.m.

LA Galaxy at New England Revolution, 7:30 p.m.

Sporting Kansas City at Real Salt Lake, 10 p.m.

FC Dallas at Montreal Impact, tbd

Chicago Fire at New York City FC, tbd

Colorado Rapids at Toronto FC, tbd

SUNDAY, JULY 23, 2017

Portland Timbers at Vancouver Whitecaps FC, 6 p.m.

San Jose Earthquakes at Seattle Sounders FC, 10 p.m.

WEDNESDAY, JULY 26, 2017

Columbus Crew SC at Philadelphia Union, 7:30 p.m.

SATURDAY, JULY 29, 2017

Philadelphia Union at New England Revolution, 7:30 p.m.

D.C. United at Minnesota United FC, 8 p.m.

Chicago Fire at Sporting Kansas City, 8:30 p.m.

Portland Timbers at Houston Dynamo, 9 p.m.

Columbus Crew SC at Real Salt Lake, 10 p.m.

Colorado Rapids at San Jose Earthquakes, 10:30 p.m.

Vancouver Whitecaps FC at FC Dallas, tbd

Seattle Sounders FC at LA Galaxy, tbd

Montreal Impact at New York Red Bulls, tbd

SUNDAY, JULY 30, 2017

New York City FC at Toronto FC, 2 p.m.

Orlando City SC at Atlanta United, 4:30 p.m.

SATURDAY, AUG. 5, 2017

FC Dallas at Philadelphia Union, 7 p.m.

Seattle Sounders FC at Minnesota United FC, 8 p.m.

New England Revolution at Chicago Fire, 8:30 p.m.

Houston Dynamo at Real Salt Lake, 10 p.m.

Columbus Crew SC at San Jose Earthquakes, 10:30 p.m.

Vancouver Whitecaps FC at Colorado Rapids, tbd

Toronto FC at D.C. United, tbd

Orlando City SC at Montreal Impact, tbd

SUNDAY, AUGUST 6, 2017

LA Galaxy at Portland Timbers, 4 p.m.

New York Red Bulls at New York City FC, 6 p.m.

Atlanta United at Sporting Kansas City, 8 p.m.

SATURDAY, AUGUST 12, 2017

Sporting Kansas City at Seattle Sounders FC, 4 p.m.

Real Salt Lake at D.C. United, 7 p.m.

Chicago Fire at Columbus Crew SC, 7:30 p.m.

Orlando City SC at New York Red Bulls, 7:30 p.m.

Colorado Rapids at FC Dallas, 8 p.m.

San Jose Earthquakes at Houston Dynamo, 9 p.m.

Vancouver Whitecaps FC at New England Revolution, tbd

Montreal Impact at Philadelphia Union, tbd

Portland Timbers at Toronto FC, tbd

SUNDAY, AUGUST 13, 2017

Minnesota United FC at Atlanta United, 6 p.m.

New York City FC at LA Galaxy, 8 p.m.

WEDNESDAY, AUGUST 16, 2017

Chicago Fire at Montreal Impact, tbd

SATURDAY, AUGUST 19, 2017

LA Galaxy at Columbus Crew SC, 7:30 p.m.

Atlanta United at D.C. United, 7:30 p.m.

Houston Dynamo at FC Dallas, 9 p.m.

San Jose Earthquakes at Real Salt Lake, 10 p.m.

Colorado Rapids at Portland Timbers, 10:30 p.m.

Philadelphia Union at Toronto FC, tbd

Seattle Sounders FC at Vancouver Whitecaps FC, tbd

SUNDAY, AUGUST 20, 2017

New York Red Bulls at Portland Timbers, 8 p.m.

Minnesota United FC at Seattle Sounders FC, 10 p.m.

WEDNESDAY, AUGUST 23, 2017

New York Red Bulls vs. Montreal Impact, 7 p.m.

D.C. United vs. Portland Timbers, 7 p.m.

Columbus Crew SC vs. New York City FC, 7:30 p.m.

New England Revolution vs. Philadelphia Union, 7:30 p.m.

FC Dallas vs. Sporting Kansas City, 9 p.m.

LA Galaxy vs. Colorado Rapids, 10:30 p.m.

Houston Dynamo vs. Toronto FC, tbd

FRIDAY, AUGUST 25, 2017

New York Red Bulls vs. New York City FC, 7 p.m.

SATURDAY, AUG. 26, 2017

Atlanta United at Philadelphia Union, 7 p.m.

New England Revolution at D.C. United, 7 p.m.

FC Dallas at Columbus Crew SC, 7:30 p.m.

Minnesota United FC at Chicago Fire, 8:30 p.m.

Sporting Kansas City at Houston Dynamo, 9 p.m.

Colorado Rapids at Real Salt Lake, 10 p.m.

Vancouver Whitecaps FC at Orlando City SC, tbd

2017 MAJOR LEAGUE SOCCER SCHEDULE

SUNDAY, AUGUST 27, 2017

Toronto FC at Montreal Impact, 4:30 p.m.
San Jose Earthquakes at LA Galaxy, 7 p.m.
Portland Timbers at Seattle Sounders, 9:30 p.m.

SATURDAY, SEPTEMBER 2, 2017

New York Red Bulls at FC Dallas, 9 p.m.
Chicago Fire at Montreal Impact, tbd

WEDNESDAY, SEPTEMBER 6, 2017

Sporting Kansas City at New York City FC, tbd

SATURDAY, SEPTEMBER 9, 2017

New York Red Bulls at Chicago Fire, 4 p.m.
FC Dallas at Atlanta United, 7 p.m.
Orlando City SC at D.C. United, 7 p.m.
Philadelphia Union at Minnesota United FC, 8 p.m.
Colorado Rapids at Houston Dynamo, 8:30 p.m.
Montreal Impact at New England Revolution, tbd
Portland Timbers at New York City FC, tbd
San Jose Earthquakes at Toronto FC, tbd
Real Salt Lake at Vancouver Whitecaps FC, tbd

SUNDAY, SEPTEMBER 10, 2017

Sporting Kansas City at Columbus Crew SC, 1 p.m.
LA Galaxy at Seattle Sounders FC, 9 p.m.

WEDNESDAY, SEPTEMBER 13, 2017

New England Revolution at Atlanta United, 7 p.m.
Minnesota United FC at Vancouver Whitecaps FC, tbd

SATURDAY, SEPTEMBER 16, 2017

Orlando City SC at Atlanta United, 4 p.m.
Seattle Sounders FC at FC Dallas, 8 p.m.
D.C. United at Chicago Fire, 8:30 p.m.
New England Revolution at Sporting Kansas City, 8:30 p.m.
New York City FC at Colorado Rapids, 9 p.m.
Portland Timbers at Real Salt Lake, 9:30 p.m.
Houston Dynamo at San Jose Earthquakes, 10:30 p.m.
Toronto FC at LA Galaxy, tbd
Minnesota United FC at Montreal Impact, tbd
Columbus Crew SC at Vancouver Whitecaps FC, tbd

SUNDAY, SEPTEMBER 17, 2017

Philadelphia Union at New York Red Bulls, 1 p.m.

WEDNESDAY, SEPTEMBER 20, 2017

Montreal Impact at Toronto FC, tbd

SATURDAY, SEPTEMBER 23, 2017

Houston Dynamo at New York City FC, 4 p.m.
Chicago Fire at Philadelphia Union, 7 p.m.
San Jose Earthquakes at D.C. United, 7 p.m.
New York Red Bulls at Columbus Crew SC, 7:30 p.m.
FC Dallas at Minnesota United FC, 8 p.m.
Seattle Sounders FC at Real Salt Lake, 9:30 p.m.
Montreal Impact at Atlanta United, tbd
Toronto FC at New England Revolution, tbd
Colorado Rapids at Vancouver Whitecaps FC, tbd

SUNDAY, SEPTEMBER 24, 2017

LA Galaxy at Sporting Kansas City, 1 p.m.
Orlando City SC at Portland Timbers, 8 p.m.

WEDNESDAY, SEPTEMBER 27, 2017

Philadelphia Union at Atlanta United, 7 p.m.
D.C. United at New York Red Bulls, 7:30 p.m.
New England Revolution at Orlando City SC, 7:30 p.m.
Colorado Rapids at FC Dallas, 8 p.m.
LA Galaxy at Houston Dynamo, 8:30 p.m.
Chicago Fire at San Jose Earthquakes, 10:30 p.m.
New York City FC at Montreal Impact, tbd
Vancouver Whitecaps FC at Seattle Sounders FC, tbd

SATURDAY, SEPTEMBER 30, 2017

FC Dallas at Orlando City SC, 4 p.m.
D.C. United at Columbus Crew SC, 7:30 p.m.
Atlanta United at New England Revolution, 7:30 p.m.
Minnesota United FC at Houston Dynamo, 8:30 p.m.
New York City FC at Chicago Fire, 8:30 p.m.
Real Salt Lake at LA Galaxy, 10:30 p.m.
Portland Timbers at San Jose Earthquakes, 10:30 p.m.
Montreal Impact at Colorado Rapids, tbd
Vancouver Whitecaps FC at Sporting Kansas City, tbd
New York Red Bulls at Toronto FC, tbd

SUNDAY, OCTOBER 1, 2017

Seattle Sounders FC at Philadelphia Union, 1 p.m.

SATURDAY, OCTOBER 7, 2017

Sporting Kansas City at Minnesota United FC, 8 p.m.
Vancouver Whitecaps FC at New York Red Bulls, tbd

SUNDAY, OCTOBER 15, 2017

Philadelphia Union at Chicago Fire, 3 p.m.
New York City FC at New England Revolution, 3 p.m.
Atlanta United at New York Red Bulls, 3 p.m.
Columbus Crew SC at Orlando City SC, 3 p.m.
Montreal Impact at Toronto FC, 3 p.m.
Real Salt Lake at Colorado Rapids, 5 p.m.
Houston Dynamo at Sporting Kansas City, 5 p.m.
Minnesota United FC at LA Galaxy, 5 p.m.
FC Dallas at Seattle Sounders FC, 5 p.m.
San Jose Earthquakes at Vancouver Whitecaps FC, 5 p.m.
D.C. United at Portland Timbers, 3 p.m./5 p.m.

SUNDAY, OCTOBER 22, 2017

Toronto FC at Atlanta United, 4 p.m.
New York Red Bulls at D.C. United, 4 p.m.
New England Revolution at Montreal Impact, 4 p.m.
Columbus Crew SC at New York City FC, 4 p.m.
Orlando City SC at Philadelphia Union, 4 p.m.
LA Galaxy at FC Dallas, 4 p.m.
Sporting Kansas City at Real Salt Lake, 4 p.m.
Vancouver Whitecaps FC at Portland Timbers, 4 p.m.
Minnesota United FC at San Jose Earthquakes, 4 p.m.
Colorado Rapids at Seattle Sounders FC, 4 p.m.
Chicago Fire at Houston Dynamo, 4 p.m.





7

OPPONENTS



ATLANTA UNITED FC

FRONT OFFICE ADDRESS

Atlanta United Football Club
441 Martin Luther King Jr. Dr. NW
Atlanta, GA 30313, USA
info@atlutd.com
<http://www.atlutd.com>

TEAM INFORMATION

Owner: Arthur Blank
President: Darren Eales
Technical Director: Carlos Bocanegra
Director of Soccer Operations: Paul McDonough
Head Coach: Gerardo "Tata" Martino
Assistant Coach: Jorge Theiler
Assistant Coach: Dario Sala
Goalkeeper Coach: Aron Hyde
Physiotherapist: Rodolfo Paladini

STADIUM INFORMATION

Mercedes-Benz Stadium
441 Martin Luther King Jr. Dr. NW
Atlanta, GA 30313
Capacity: 40,000
Dimensions: N/A
Surface: N/A
Team Colours: Red, Black, Gold

TRAINING FACILITY

Atlanta United Training Grounds
Marietta, GA

PR DIRECTORY

Elena Cizmaric | @ECizmaricATLUTD
Director, Corporate Communications
AMB Group
O: 404-367-2066
ecizmaric@atlutd.com

Chris Winkler | @ChrisWinklerUSC
Manager, Communications
O: 404-514-8574
C: 716-430-9477
cwinkler@atlutd.com

SOCIAL MEDIA DIRECTORY

Twitter: @atlutd
Instagram: @atlutd
Facebook: Atlanta United FC
Snapchat: ATLUTD
YouTube: Atlanta United FC



CHICAGO FIRE

FRONT OFFICE ADDRESS

Chicago Fire Soccer Club
Toyota Park
7000 S. Harlem Avenue
Bridgeview, IL 60455
Phone: (708) 594-7200
<http://www.chicago-fire.com>

TEAM INFORMATION

General Manager: Nelson Rodriguez
Head Coach: Veljko Paunovic
Assistant Coach: Marko Mitrovic
Assistant Coach: Logan Pause
Goalkeeper Coach: Aleksandar Saric
Manager of Team and Soccer Operations: Alex Boler
Equipment Manager: Brian Sauer
Chief Medical Officer: Dr. Joshua Blomgren, D.O.

STADIUM INFORMATION

Toyota Park
7000 Harlem Ave, Bridgeview, IL 60455, USA
Press Box Phone Number: (708) 496-6887
Capacity: 20,000
Surface: Kentucky Bluegrass
Field Dimensions: 120 x 75 yards
Team Colours: Red, White, Blue

PR DIRECTORY

Doug Hicks | @DougCFSC
Vice President, Communications
O: 708-496-6724
dhicks@chicago-fire.com

Frank Stranzl | @frankstranzl
Director, Communications
O: 708-496-6795
C: 707-696-1931
fstranzl@chicago-fire.com

Eunice Kim | @ekim28
Manager, Communications
O: 708-496-6726
C: 770-634-7636
EKim@chicago-fire.com

SOCIAL MEDIA DIRECTORY

Facebook: ChicagoFire
Twitter: @ChicagoFire
In-Game Twitter: @ChiFireMatch
Twitter hashtag: #cf97
YouTube: OfficialFireSoccer
Instagram: ChicagoFireMLS
Pinterest: ChicagoFireMLS

TORONTO FC CAREER STATISTICS VS. CHICAGO FIRE (7-9-8)

UNF	POS	GOALKEEPER	GP	GS	MIN	SHTS	SV	GA	GAA	PG	PA	W	L	T	SO	O'TIME
25	GK	Alex Bono	2	2	180	6	5	1	0.5	0	0	2	0	0	1	0-0-0
18	GK	Strjan Djekanovic	1	1	90	2	1	1	1	1	0	0	0	1	0	0-0-0
24	GK	Stefan Frei	6	6	540	31	22	8	1.33	1	1	1	2	3	1	0-0-0
12	GK	Joseph Bendik	5	5	450	28	20	8	1.6	0	1	0	1	4	0	0-0-0
1	GK	Greg Sutton	3	3	270	20	15	5	1.67	0	0	2	1	0	0	0-0-0
1	GK	Clint Irwin	1	1	90	3	1	2	2	0	0	1	0	0	0	0-0-0
1	GK	Chris Konopka	1	1	90	5	2	2	2	0	0	1	0	0	0	0-0-0
30	GK	Milos Kocic	4	4	360	30	21	9	2.25	0	0	0	4	0	0	0-0-0
22	GK	David Monsalve	1	1	90	10	7	3	3	0	0	0	1	0	0	0-0-0
Team totals			24	24	2160	135	94	39	1.63	2	3	7	9	8	2	0-0-0
Opponent totals			24	24	2160	108	71	36	1.5	1	2	9	7	8	5	0-0-0

TORONTO FC CAREER STATISTICS VS. CHICAGO FIRE (7-9-8)

UNF	POS	PLAYER	GP	GS	MIN	G	A	SHT	SOG	FC	FS	OFF	CX	C	E	CP
10	FWD	Sebastian Giovinco	4	4	360	3	4	31	8	7	11	2	14	1	0	0
19	FWD	Chad Barrett	4	4	338	3	1	13	6	2	3	0	0	0	0	0
14	FWD	Dwayne De Rosario	5	4	375	2	3	9	5	6	8	5	2	0	0	0
17	FWD	Jozs Altidore	4	4	319	2	1	6	3	7	7	1	0	0	0	0
6	MID	Maurice Edu	4	4	360	2	1	8	4	7	8	0	0	3	0	0
19	DEF	Reggie Lambe	4	4	315	2	1	7	3	3	5	0	1	0	0	0
2	NON	Justin Morrow	8	8	688	2	1	2	2	6	5	1	0	2	0	0
21	MID	Jonathan Osorio	9	9	775	2	1	10	2	8	11	0	6	0	0	0
10	MID	Rohan Ricketts	2	1	134	2	0	5	5	0	2	0	0	0	0	0
4	MID	Michael Bradley	6	6	540	1	1	12	2	2	6	0	11	0	0	0
8	MID	Benoit Cheyrou	4	3	292	1	1	2	1	4	1	0	2	0	0	0
	FWD	Gilberto	2	2	180	1	1	6	2	5	3	0	0	0	0	0
20	MID	Amado Guevara	4	4	360	1	1	6	4	9	3	0	7	1	0	0
9	FWD	Ryan Johnson	3	3	270	1	1	9	2	2	3	1	0	0	0	0
7	FWD	Joao Plata	3	3	241	1	1	8	2	4	2	1	4	0	0	0
17	FWD	O'Brian White	3	1	132	1	1	5	3	4	0	0	0	0	0	0
9	FWD	Danny Dichio	5	4	312	1	0	6	3	8	7	1	0	1	1	0
29	FWD	Maicon Santos	2	1	118	1	0	5	1	1	1	1	0	0	0	0
10	FWD	Robert Earnshaw	2	2	97	1	0	4	1	3	0	1	0	0	0	0
8	DEF	Kevin Goldtwaite	1	1	90	1	0	1	1	0	1	0	1	0	0	0
29	FWD	Eric Hassli	2	2	151	0	0	8	3	5	0	1	0	0	0	0
7	FWD	Fuad Ibrahim	1	0	45	1	0	2	2	2	2	1	0	1	0	0
11	DEF	Jackson	5	2	252	1	0	6	2	4	6	0	1	0	0	0
21	MID	Nick LaBrocca	2	2	180	1	0	7	3	3	1	0	8	0	0	0
12	FWD	Edson Buddle	1	1	70	0	2	0	0	3	2	2	0	0	0	0
33	MID	Carl Robinson	7	6	567	0	2	2	0	17	5	0	4	2	0	0



TORONTO FC CAREER STATISTICS VS. CHICAGO FIRE (7-9-8)

UNF	POS	PLAYER	GP	GS	MIN	G	A	SHT	SOG	FC	FS	OFF	CK	C	E	CP
16	DEF	Marvell Wynne	5	5	405	0	2	1	0	5	2	1	0	2	0	0
11	MID	Jim Brennan	7	7	630	0	1	2	0	8	0	1	1	1	0	0
15	MID	Bobby Convey	1	1	90	0	1	0	0	3	0	0	2	1	0	0
31	MID	Armando Cooper	2	1	95	0	1	3	1	2	3	0	1	0	0	0
6	MID	Julian de Guzman	6	5	453	0	1	5	0	12	5	0	0	4	0	0
18	FWD	Jermain Defoe	2	2	167	0	1	1	0	2	0	2	0	0	0	0
6	DEF	Nick Hagglund	7	5	464	0	1	2	0	8	4	0	0	1	0	0
7	MID	Will Johnson	2	1	112	0	1	4	0	1	2	0	0	0	0	0
19		Andrea Lombardo	2	0	65	0	1	0	0	8	2	2	0	0	0	0
27	FWD	Luke Moore	3	1	73	0	1	1	0	2	2	0	0	0	1	0
5	DEF	Ashtone Morgan	8	6	593	0	1	5	1	8	6	0	0	2	0	0
24	DEF	Damien Perquis	1	1	90	0	1	0	0	0	1	0	0	0	0	0
11	MID	Luis Silva	3	2	202	0	1	3	2	2	2	0	4	0	0	0
18	FWD	Nick Soolsma	1	1	87	0	1	3	2	0	1	0	0	0	0	0
15	MID	Matt Stinson	3	2	173	0	1	6	1	2	0	0	0	0	0	0
7	MID	Andy Welsh	3	3	242	0	1	0	0	4	4	1	1	1	0	0
18	FWD	Quincy Amarikwa	1	1	75	0	0	1	0	1	2	0	0	0	0	0
3	DEF	Nana Attakora	5	4	360	0	0	1	0	3	1	0	0	0	0	0
8	MID	Eric Avila	2	1	119	0	0	3	1	2	1	0	0	1	0	0
11	FWD	Mo Babouli	1	0	5	0	0	0	0	1	0	0	0	0	0	0
33	DEF	Steven Beitashour	3	3	270	0	0	0	0	7	5	0	0	0	0	0
8	MID	Kyle Bekker	2	2	170	0	0	4	0	1	1	0	2	0	0	0
12	GK	Joseph Bendik	5	5	450	0	0	0	0	1	2	0	0	0	0	0
28	DEF	Mark Bloom	4	4	360	0	0	2	2	3	5	0	0	0	0	0
25	GK	Alex Bono	2	2	180	0	0	0	0	0	0	0	0	0	0	0
25	MID	Danleigh Borman	1	1	80	0	0	0	0	2	1	0	1	1	0	0
2	DEF	Andrew Boyens	2	2	135	0	0	1	1	2	1	0	0	0	0	0
17	FWD	Justin Braun	2	0	73	0	0	4	1	1	0	2	0	1	0	0
3	DEF	Adam Braz	1	0	3	0	0	0	0	0	0	0	0	0	0	0
33	MID	Junior Burgos	1	0	5	0	0	1	1	0	0	0	1	0	0	0
13	DEF	Steven Caldwell	4	4	292	0	0	1	0	2	2	1	0	1	0	0
12	DEF	Adrian Cann	4	4	360	0	0	1	0	4	1	0	0	3	0	0
14	MID	Jay Chapman	1	0	8	0	0	0	0	1	0	0	0	0	0	0
2	MID	Warren Creavalle	2	2	126	0	0	0	0	7	4	0	0	1	1	0
18	MID	Sam Cronin	2	2	180	0	0	0	0	2	0	0	0	0	0	0
18	MID	Marky Delgado	3	3	236	0	0	3	1	2	2	1	0	0	0	0
7	FWD	Bright Dike	1	1	106	0	0	1	0	2	1	0	0	0	0	0
18	GK	SRđjan Diekanovic	3	1	90	0	0	0	0	0	0	0	0	0	0	0
23	MID	Terry Dunfield	2	2	148	0	0	1	1	2	1	2	0	0	0	0
12	DEF	Todd Dunivant	2	2	180	0	0	2	1	1	3	0	0	0	0	0
27	DEF	Richard Eckersley	6	6	540	0	0	2	1	6	6	0	0	1	0	0
3	DEF	Jonas Elmer	1	0	1	0	0	0	0	0	0	0	0	0	0	0
2	DEF	Logan Emory	2	2	135	0	0	0	0	5	0	0	0	1	1	0
9	MID	Tsubasa Endoh	1	1	82	0	0	2	2	3	1	0	6	0	0	0
55	FWD	Robbie Findley	2	2	154	0	0	1	0	2	5	1	0	0	0	0
2	D/M	Hunter Freeman	1	1	90	0	0	0	0	2	1	0	0	1	0	0
24	GK	Stefan Frei	6	6	540	0	0	0	0	0	0	0	0	0	0	0
22	MID	Torsten Frings	3	3	270	0	0	5	1	5	0	0	5	0	0	0
4	DEF	Nick Garcia	2	1	101	0	0	0	0	0	0	0	0	0	0	0
8	MID	Dan Gargan	3	3	270	0	0	1	0	6	2	0	0	0	0	0
10	FWD	Ali Gerba	1	1	63	0	0	0	0	1	0	1	0	0	0	0
26	DEF	Matt Gold	1	0	3	0	0	0	0	1	0	0	0	0	0	0
25	DEF	Jeremy Hall	3	2	225	0	0	1	0	2	2	0	0	1	0	0
22	FWD	Jordan Hamilton	2	1	92	0	0	2	2	0	3	1	0	0	0	0
20	DEF	Ty Harden	1	1	90	0	0	1	0	1	3	0	0	0	0	0
15	DEF	Kevin Harmse	2	1	135	0	0	1	1	3	0	0	0	0	0	0
5	DEF	Donell Henry	4	3	326	0	0	3	0	6	3	0	0	1	0	0
34	DEF	Raivis Hsancanovics	1	0	16	0	0	0	0	0	0	0	0	0	0	0
3	DEF	Andy Iro	1	1	90	0	0	0	0	1	2	0	0	0	0	0
1	GK	Clint Irwin	1	1	90	0	0	0	0	0	0	0	0	0	0	0
3	DEF	Julius James	1	1	45	0	0	0	0	0	0	0	0	0	0	0
41	NON	Ahmed Kantari	1	0	5	0	0	0	0	0	0	0	0	0	0	0
30	GK	Milos Kocic	4	4	360	0	0	0	0	0	0	0	0	0	0	0
1	GK	Chris Konopka	1	1	90	0	0	0	0	0	0	0	0	0	0	0
19	MID	Daniel Lovitz	2	0	12	0	0	0	0	0	1	0	0	0	0	0
70	FWD	Peri Marosevic	1	1	90	0	0	0	0	0	0	0	0	0	0	0
14	FWD	Tyrone Marshall	4	4	360	0	0	0	0	3	2	0	0	0	0	0
33	FWD	Javier Martina	2	1	51	0	0	1	1	0	1	0	0	0	0	0
21	DEF	Aaron Maund	2	1	102	0	0	0	0	0	0	0	0	0	0	0
17		Joey Melo	1	0	23	0	0	1	1	0	0	0	0	0	0	0
22	GK	David Monsalve	1	1	90	0	0	0	0	0	1	0	0	0	0	0
3	DEF	Drew Moor	3	3	270	0	0	4	0	1	2	0	0	0	0	0
15	MID	Joseph Nane	1	0	7	0	0	0	0	0	0	0	0	0	0	0
7	MID	Ronnie O'Brien	2	2	167	0	0	4	3	0	1	0	4	0	0	0
48	DEF	Darren O'Dea	1	1	90	0	0	1	1	1	0	0	0	0	0	0
23	FWD	Dominic Odoro	3	3	239	0	0	4	1	7	7	4	0	0	0	0
16	DEF	Bradley Orr	1	0	3	0	0	0	0	0	0	0	0	0	0	0
23	FWD	Jacob Peterson	3	3	192	0	0	2	0	2	2	0	5	0	0	0
13	D/M	Chris Pozniak	3	1	128	0	0	0	0	1	0	0	0	1	0	0
23	MID	Alvaro Rey	2	2	179	0	0	4	2	1	3	0	0	0	0	0
87	FWD	Tosaint Ricketts	2	1	92	0	0	4	0	0	1	2	0	0	0	0
32	MID	Laurent Robert	1	1	90	0	0	2	1	1	0	0	2	0	0	0
25	FWD	Carlos Ruiz	1	0	17	0	0	0	0	0	0	0	0	0	0	0
21	FWD	Collin Samuel	2	2	180	0	0	3	0	4	5	2	0	1	0	0
22	DEF	Amadou Sanyang	1	1	69	0	0	0	0	2	0	0	0	0	0	0
25	MID	Martin Saric	1	0	21	0	0	0	0	1	0	0	0	0	0	0
15	DEF	Adrian Serieux	1	1	90	0	0	0	0	0	0	0	0	0	0	0
23	FWD	Jarrod Smith	1	1	45	0	0	1	1	0	1	0	0	0	0	0
13	FWD	Johann Smith	2	0	7	0	0	1	0	0	0	0	0	0	0	0
10	MID	Alen Stevanovic	1	0	29	0	0	2	1	1	0	0	0	0	0	0
11	D/M	Nathan Sturges	1	0	45	0	0	0	0	0	1	0	1	0	0	0
1	GK	Greg Sutton	3	3	270	0	0	0	0	0	0	0	0	0	0	0

TORONTO FC CAREER STATISTICS VS. CHICAGO FIRE (7-9-8)																
UNF	POS	PLAYER	GP	GS	MIN	G	A	SHT	SOG	FC	FS	OFF	CK	C	E	CP
22	MID	Tony Ichni	1	1	90	0	0	0	0	4	1	0	0	0	0	0
33	DEF	Maksim Usanov	2	2	169	0	0	0	0	5	2	0	0	1	0	0
4	DEF	Marco Velez	2	2	159	0	0	0	0	0	0	0	0	0	0	0
8	FWD	Pablo Vitti	1	1	84	0	0	1	0	1	3	0	0	0	0	0
26	MID	Collen Warner	3	2	187	0	0	0	0	8	5	0	7	1	0	0
32	FWD	Andrew Wiedeman	4	2	167	0	0	6	1	1	1	0	0	0	0	0
31	DEF	Dicoy Williams	1	1	90	0	0	1	1	3	1	0	0	0	0	0
23	DEF	Josh Williams	1	1	90	0	0	1	0	0	0	0	0	0	0	0
19	DEF	Mikael Yourassowsky	1	0	29	0	0	3	0	0	1	0	0	0	0	0
15	FWD	Eriq Zavaleta	3	3	270	0	0	1	1	2	1	0	0	1	0	0
Team totals			24	24	2160	36	41	308	108	324	255	43	105	41	4	0
Opponent totals			24	24	2160	39	35	338	135	255	324	60	121	26	1	0

GAME-WINNING GOALS: Jonathan Osorio 2, O'Brian White 1, Rohan Ricketts 1, Justin Morrow 1, Kevin Goldthwaite 1, Jozy Altidore 1
 GAME-WINNING ASSISTS: Andy Welsh 1, Carl Robinson 1, Jonathan Osorio 1, Sebastian Giovinco 1, Dwayne De Rosario 1, Armando Cooper 1, Edson Buddle 1, Jozy Altidore 1 PENALTY KICK GOALS/ATTEMPTS: Rohan Ricketts 0-1, Sebastian Giovinco 1-1





COLORADO RAPIDS

FRONT OFFICE ADDRESS

Colorado Rapids Soccer Club
Dick's Sporting Goods Park
6000 Victory Way
Commerce City, CO 80022, USA
(303) 727-3500
<http://www.coloradorapids.com>

TEAM INFORMATION

President: Tim Hinchey
 VP of Soccer Ops & Technical Director:
 Sporting Director: Padraig Smith
 Director of Soccer: Claudio Lopez
 Head Coach: Pa lo Mastroeni
 First Team Assistant Coach: John Spencer
 Assistant Coach/Academy: Steve Cooke
 Assistant Coach/Goalkeeping: Chris Sharpe
 Director of Team Administration: Erik Carlson
 Head Athletic Trainer: Michael Heitkamp
 Performance Analyst/Strength Coach: Miguel Motolongo
 Team Physical Therapist/Physio: Andy Free
 Soccer Operations Manager: Brandy Lay
 Equipment Coordinator: Nick Badami

STADIUM INFORMATION

Dick's Sporting Goods Park
 6000 Victory Way, Commerce City, CO 80022, USA
 Press Box Phone Number: (303) 727-3555
 Capacity: 18,061
 Surface: Kentucky Bluegrass
 Field Dimensions: 120 x 75 yards
 Team Colours: Maroon, White, Yellow, Blue

TRAINING FACILITIES

Dick's Sporting Goods Park Auxiliary Fields
 6000 Victory Way
 Commerce City, CO 80022

PR DIRECTORY

Diego Garcia | @DiegoGarciaGB
 Coordinator, PR & Media Relations
 O: 303-727-3508
 C: 303-506-2038
diegogarcia@dsgpark.com

SOCIAL MEDIA DIRECTORY

Facebook: ColoradoRapids
 Twitter: @ColoradoRapids
 In-Game Twitter: @ColoradoRapids
 Twitter hashtag: #rapids
 YouTube: ColoradoRapids
 Instagram: ColoradoRapids

TORONTO FC CAREER STATISTICS VS. COLORADO RAPIDS (8-6-1)																
UNF	POS	GOALKEEPER	GP	GS	MIN	SHTS	SV	GA	GAA	PG	PA	W	L	T	SO	O'TIME
1	GK	Greg Sutton	1	1	90	11	10	0	0	0	0	1	0	0	1	0-0-0
12	GK	Joseph Bendik	1	1	90	3	2	1	1	0	0	1	0	0	0	0-0-0
18	GK	Srdjan Djekanovic	1	1	90	3	2	1	1	0	0	1	0	0	0	0-0-0
18	GK	Brian Edwards	1	1	90	8	7	1	1	0	0	1	0	0	0	0-0-0
1	GK	Clint Irwin	1	1	90	8	7	1	1	0	0	0	1	0	0	0-0-0
30	GK	Milos Kocic	2	2	180	10	6	2	1	0	0	2	0	0	0	0-0-0
1	GK	Chris Konopka	1	1	90	3	2	1	1	0	0	1	0	0	0	0-0-0
30	GK	Julio Cesar	1	1	90	3	2	1	1	0	0	0	1	0	0	0-0-0
39	GK	Kenny Stamatopoulos	1	1	90	5	4	1	1	1	1	0	1	0	0	0-0-0
24	GK	Stefan Frei	5	5	450	27	20	6	1.2	2	3	2	2	1	2	0-0-0

Team totals			15	15	1350	81	62	15	1	3	4	8	6	1	3	0-0-0
Opponent totals			15	15	1350	60	40	18	1.2	1	2	6	8	1	6	0-0-0

TORONTO FC CAREER STATISTICS VS. COLORADO RAPIDS (8-6-1)

UNF	POS	PLAYER	GP	GS	MIN	G	A	SHT	SOG	FC	FS	OFF	CK	C	E	CP
14	FWD	Dwayne De Rosario	5	5	427	2	1	12	5	7	5	9	0	0	0	0
9	FWD	Danny Dichio	4	2	189	2	1	6	3	5	6	3	0	2	0	0
10	FWD	Sebastian Giovinco	2	2	175	2	1	11	4	4	10	1	4	0	0	0
14	FWD	Danny Koevermans	1	1	74	2	0	2	2	0	1	1	0	0	0	0
10	MID	Rohan Ricketts	2	2	168	2	0	3	3	2	2	0	2	0	0	0
19	FWD	Chad Barrett	5	5	394	1	1	3	1	6	6	3	1	1	0	0
2	DEF	Andrew Boyens	1	1	90	1	1	1	1	2	0	0	0	0	0	0
3	DEF	Nana Attakora	6	5	456	1	0	1	1	3	3	0	0	1	0	0
7	FWD	Fuad Ibrahim	2	2	180	1	0	3	1	1	2	0	3	0	0	0
9	FWD	Ryan Johnson	2	2	180	1	0	8	2	4	2	2	0	0	0	0
24	DEF	Damien Perquis	2	2	166	1	0	1	1	4	2	1	0	1	0	0
17	FWD	O'Brian White	3	1	91	1	0	2	1	0	0	0	0	0	0	0
32	FWD	Andrew Wiedeman	2	0	54	1	0	1	1	3	0	0	0	0	0	0
11	MID	Luis Silva	2	2	180	0	2	5	3	1	2	0	7	0	0	0
16	DEF	Marvell Wynne	5	5	450	0	2	3	0	2	6	0	0	0	0	0
8	MID	Benoit Cheyrou	2	2	103	0	1	2	0	4	1	0	0	1	1	0
2	MID	Sam Cronin	3	3	270	0	1	0	0	1	3	0	0	0	0	0
55	FWD	Robbie Findley	1	1	55	0	1	2	0	1	2	0	0	0	0	0
20	MID	Amado Guevara	1	1	90	0	1	3	2	1	2	0	5	0	0	0
15	DEF	Doneil Henry	1	1	90	0	1	1	0	1	2	0	0	0	1	0
5	DEF	Ashtone Morgan	3	2	194	0	1	0	0	4	0	1	0	0	0	0

TORONTO FC CAREER STATISTICS VS. COLORADO RAPIDS (8-6-1)

UNF	POS	PLAYER	GP	GS	MIN	G	A	SHT	SOG	FC	FS	OFF	CK	C	E	CP
7	MID	Ronnie O'Brien	1	1	90	0	1	1	1	0	4	0	0	0	0	0
21	MID	Jonathan Osorio	3	1	156	0	1	2	0	1	1	1	0	0	0	0
18	FWD	Nick Soolsma	2	2	170	0	1	2	2	1	2	0	1	0	0	0
6	DEF	Gale Agbassoumonde	1	1	90	0	0	0	0	3	1	0	0	0	0	0
17	FWD	Jozy Altidore	2	1	99	0	0	2	1	4	4	0	0	1	0	0
8	MID	Eric Avila	2	2	147	0	0	2	1	3	1	0	0	0	0	0
11	FWD	Mo Babouli	1	1	60	0	0	0	0	0	1	0	0	0	0	0
33	DEF	Steven Beitashour	1	1	90	0	0	0	0	0	2	0	0	0	0	0
8	MID	Kyle Bekker	1	1	90	0	0	2	0	3	0	0	9	0	0	0
12	GK	Joseph Bendik	1	1	90	0	0	0	0	0	0	0	0	0	0	0
28	DEF	Mark Bloom	1	1	89	0	0	1	1	1	1	1	0	0	0	0
7	MID	John Bostock	1	0	1	0	0	1	0	0	0	0	0	0	0	0
4	MID	Michael Bradley	2	2	180	0	0	1	0	0	2	0	3	0	0	0
3	DEF	Adam Braz	1	1	45	0	0	0	0	0	0	0	0	1	0	0
11	MID	Jim Brennan	4	4	360	1	0	0	3	0	0	1	0	0	0	0
12	FWD	Edson Buddie	1	0	1	0	0	0	0	0	0	0	0	0	0	0
13	DEF	Steven Caldwell	1	1	90	0	0	1	0	1	0	0	0	1	0	0
23	MID	Miguel Canizalez	2	0	52	0	0	1	0	1	0	1	0	0	0	0
12	DEF	Adrian Cann	3	3	256	0	0	0	0	3	2	0	0	0	0	0
93	FWD	Jeff Cunningham	3	3	269	0	0	5	2	4	6	6	0	1	0	0
6	MID	Julian de Guzman	2	2	180	0	0	1	0	4	5	0	0	1	0	0
18	MID	Marky Delgado	1	1	90	0	0	0	0	0	0	0	0	1	0	0
18	GK	Srdjan Djekanovic	1	1	90	0	0	0	0	0	0	0	0	1	0	0
29	FWD	Maicon Santos	2	0	75	0	0	3	1	3	1	1	0	0	0	0
23	MID	Terry Dunfield	2	1	100	0	0	1	1	3	1	1	0	0	0	0
12	DEF	Todd Dunivant	2	2	180	0	0	1	1	0	1	0	1	0	0	0
10	FWD	Robert Earnshaw	1	1	90	0	0	4	2	0	0	0	0	0	0	0
27	DEF	Richard Eckersley	3	3	270	0	0	1	1	3	7	0	0	0	0	0
6	MID	Maurice Edu	2	2	180	0	0	1	1	5	6	0	0	0	0	0
18	GK	Brian Edwards	1	1	90	0	0	0	0	0	0	0	0	0	0	0
2	DEF	Logan Emory	2	2	179	0	0	1	0	3	2	0	0	0	0	0
31	FWD	Hogan Ephraim	1	1	78	0	0	0	0	0	1	1	0	0	0	0
5	DEF	Lesly Fellingna	1	0	22	0	0	0	0	0	0	0	0	0	0	0
24	GK	Stefan Frei	5	5	450	0	0	0	0	0	1	0	0	0	0	0
22	MID	Torsten Frings	2	2	180	0	0	0	0	1	2	0	4	0	0	0
27	D/M	Gabe Gela	4	1	102	0	0	1	1	2	1	0	0	0	0	0
4	DEF	Nick Garcia	3	2	180	0	0	0	0	1	0	0	0	0	0	0
8	MID	Dan Gargan	3	2	190	0	0	0	0	2	0	0	0	1	0	0
10	FWD	Ali Gerba	2	1	102	0	0	3	0	1	0	1	0	0	0	0
	FWD	Gilberto	1	1	90	0	0	3	2	0	3	0	0	0	0	0
8	DEF	Kevin Goldthwaite	1	1	81	0	0	3	2	2	0	0	0	0	1	0
32	DEF	Emmanuel Gomez	2	1	59	0	0	0	0	2	0	0	0	0	0	0
25	DEF	Jeremy Hall	2	2	180	0	0	0	0	3	1	0	0	0	0	0
22	FWD	Jordan Hamilton	1	0	1	0	0	0	0	0	0	0	0	0	0	0
20	DEF	Ty Harden	3	2	194	0	0	0	0	1	2	0	0	0	0	0
5	DEF	Kevin Harmse	2	2	180	0	0	2	1	3	3	0	0	1	0	0
24	MID	Tyler Hemming	1	0	45	0	0	1	1	0	0	0	0	0	0	0
3	DEF	Andy Iro	1	1	90	0	0	1	0	1	4	0	0	0	0	0
1	GK	Clint Irwin	1	1	90	0	0	0	0	0	0	0	0	0	0	0
11	DEF	Jackson	1	1	90	0	0	0	0	0	1	0	0	0	0	0
3	DEF	Julius James	1	1	90	0	0	0	0	3	0	0	0	0	0	0
7	MID	Will Johnson	1	1	90	0	0	2	0	0	4	0	1	0	0	0
30	GK	Milos Kocić	2	2	180	0	0	0	0	0	0	0	0	0	0	0
1	GK	Chris Konopka	1	1	90	0	0	0	0	0	0	0	0	0	0	0
20	MID	Matias Laba	1	1	87	0	0	0	0	1	1	0	0	0	0	0
21	MID	Nick LaBrocca	2	2	150	0	0	1	1	1	1	0	1	0	0	0
19	NON	Reggie Lambe	2	2	175	0	0	1	0	2	5	0	0	0	0	0
19	MID	Daniel Lovitz	1	1	27	0	0	0	0	0	0	0	0	0	0	0
14	FWD	Tyrone Marshall	2	2	123	0	0	0	0	0	0	0	0	0	0	0
33	FWD	Javier Martina	1	1	90	0	0	0	0	2	0	0	0	1	0	0
17		Joey Melo	1	0	27	0	0	0	0	0	1	0	1	0	0	0
3	DEF	Drew Moor	1	1	90	0	0	0	0	0	1	0	0	0	0	0
27	FWD	Luke Moore	1	0	21	0	0	0	0	2	2	0	0	1	0	0
2	DEF	Justin Morrow	3	3	270	0	0	0	0	2	4	0	0	1	0	0
20	MID	Issey Nakajima-Farran	1	1	90	0	0	2	0	1	3	0	0	0	0	0
48	DEF	Darren O'Dea	1	1	90	0	0	2	0	0	0	0	0	0	0	0

TORONTO FC CAREER STATISTICS VS. COLORADO RAPIDS (8-6-1)																
UNF	POS	PLAYER	GP	GS	MIN	G	A	SHT	SOG	FC	FS	OFF	CK	C	E	CP
16	DEF	Bradley Orr	1	1	90	0	0	0	0	0	1	0	0	0	0	0
23	FWD	Jacob Peterson	1	0	30	0	0	1	0	0	1	0	1	0	0	0
7	FWD	Joao Plata	1	1	60	0	0	1	1	0	0	1	0	0	0	0
13	D/M	Chris Pozniak	2	2	153	0	0	1	0	4	4	0	0	0	0	0
33	M/F	Ryan Richter	1	1	90	0	0	1	0	1	1	0	0	0	0	0
32	MID	Laurent Robert	1	1	90	0	0	2	0	0	1	0	4	0	0	0
33	MID	Carl Robinson	3	3	270	0	0	1	1	4	4	0	0	2	0	0
15	MID	Tyler Rosenlund	1	0	57	0	0	0	0	1	1	0	0	0	0	0
16	MID	Darel Russell	1	0	12	0	0	0	0	1	0	0	0	1	0	0
21	FWD	Collin Samuel	1	1	90	0	0	0	0	1	1	0	0	0	0	0
22	DEF	Amadou Sanyang	1	1	76	0	0	0	0	3	0	0	0	1	1	0
25	MID	Martin Saric	2	2	125	0	0	1	0	5	2	0	0	1	0	0
15	DEF	Adrian Serieux	1	0	39	0	0	0	0	1	0	0	0	0	1	0
23	FWD	Jarrod Smith	2	1	102	0	0	3	0	0	0	0	0	0	0	0
30	GK	Julio Cesar	1	1	90	0	0	0	0	0	0	0	0	0	0	0
39	GK	Kenny Stamatopoulos	1	1	90	0	0	0	0	0	0	0	0	0	0	0
10	MID	Alen Stevanovic	1	1	90	0	0	1	0	1	1	0	0	0	0	0
15	MID	Matt Stinson	2	0	21	0	0	2	0	0	0	0	0	0	0	0
11	D/M	Nathan Sturgis	1	1	84	0	0	1	0	1	1	0	0	0	0	0
1	GK	Greg Sutton	1	1	90	0	0	0	0	0	1	0	0	1	0	0
28	DEF	Olivier Tebily	1	1	90	0	0	0	0	1	1	0	0	0	0	0
33	DEF	Maksim Usanov	2	2	180	0	0	0	0	5	1	0	0	1	0	0
4	DEF	Marco Velez	1	1	90	0	0	0	0	1	0	0	0	0	0	0
8	FWD	Pablo Vitti	2	2	138	0	0	1	1	2	2	0	0	0	0	0
26	MID	Colten Warner	1	0	35	0	0	0	0	2	0	0	0	0	0	0
7	MID	Andy Welsh	1	1	66	0	0	3	3	0	1	0	0	0	0	0
31	DEF	Dicoy Williams	1	1	90	0	0	0	0	1	1	0	0	0	0	0
23	DEF	Josh Williams	1	1	90	0	0	0	0	0	1	0	0	0	0	0
19	DEF	Mikael Yourassowsky	2	1	92	0	0	1	0	1	4	1	0	0	0	0
15	FWD	Erig Zavaleta	1	0	5	0	0	0	0	0	0	0	0	0	0	0
Team totals			15	15	1350	18	18	149	60	171	192	36	58	25	4	0
Opponent totals			15	15	1350	15	11	186	81	192	171	34	63	17	3	0

GAME-WINNING GOALS: Jonathan Osorio 2, O'Brian White 1, Rohan Ricketts 1, Justin Morrow 1, Kevin Goldthwaite 1, Jozy Altidore 1
 GAME-WINNING ASSISTS: Andy Welsh 1, Carl Robinson 1, Jonathan Osorio 1, Sebastian Giovinco 1, Dwayne De Rosario 1, Armando Cooper 1, Edson Buddle 1, Jozy Altidore 1 PENALTY KICK GOALS/ATTEMPTS: Rohan Ricketts 0-1, Sebastian Giovinco 1-1



COLUMBUS CREW SC

FRONT OFFICE ADDRESS

MAPFRE Stadium

1 Black & Gold Blvd.

Columbus, OH 43211

Phone: (614) 447-2739

Fax: (614) 447-4109

<http://www.columbuscrewsc.com>

TEAM INFORMATION

Sporting Director & Head Coach: Gregg Berhalter

Director of Soccer Operations: Asher Mendelsohn

Assistant Coach: Nico Estevez

Assistant Coach: Pat Onstad

Assistant Coach: Josh Wolff

High Performance Director: Steve Tashjian

Director of Team Operations: Zach Crusee

Head Athletic Trainer: Craig Devine

STADIUM INFORMATION

Mapfre Stadium

One Black & Gold Blvd,

Columbus, OH 43211, United States

Press Box Phone Number: (614) 447-4289

Capacity: 19,968

Surface: Kentucky Bluegrass

Field Dimensions: 115 x 75 yards

Team Colours: Black, Yellow, White, Aqua Blue

TRAINING FACILITIES

EAS Training Center at Obetz

4153 Alum Creek Dr.

Obetz, OH 43207

Fax: (614) 447-4130

PR DIRECTORY

Tim Miller | @TimothyKMiller

Director, Communications

O: 614-447-4176

C: 847-828-2003

tmiller@columbuscrewsc.com

Carlos Mojica

Manager, Communications

O: (614) 447-4203

C: (330) 321-8989

cmojica@columbuscrewsc.com

SOCIAL MEDIA DIRECTORY

Facebook: Columbus Crew SC

Twitter: @ColumbusCrewSC

Twitter hashtag: #CrewSC

YouTube: Columbus Crew SC

Instagram: ColumbusCrew

Pinterest: Crew96

Google+: +Columbus Crew SC

TORONTO FC CAREER STATISTICS VS. COLUMBUS CREW SC (6-12-10)

UNF	POS	GOALKEEPER	GP	GS	MIN	SHTS	SV	GA	GAA	PG	PA	W	L	T	SO	O'TIME
1	GK	Clint Irwin	1	1	90	5	4	0	0	0	0	0	0	1	1	0-0-0
30	GK	Julio Cesar	1	1	90	5	5	0	0	0	0	1	0	0	1	0-0-0
25	GK	Alex Bono	2	2	180	8	7	1	0.5	0	0	1	0	1	1	0-0-0
1	GK	Greg Sutton	4	3	315	16	11	3	0.86	0	1	0	0	4	1	0-0-0
1	GK	Jon Conway	1	1	72	2	2	1	1.25	0	0	0	0	0	0	0-0-0
24	GK	Stefan Frei	6	6	471	34	25	8	1.53	1	1	2	2	0	0	0-0-0
12	GK	Joseph Bendik	8	8	720	38	23	15	1.88	1	1	3	4	1	0	0-0-0
18	GK	Srdjan Djekanicovic	1	1	90	7	4	2	2	0	0	0	1	0	0	0-0-0
18	GK	Brian Edwards	1	1	90	7	5	2	2	0	0	0	1	0	0	0-0-0
41	GK	Freddy Hall	2	2	180	8	4	4	2	1	1	0	2	0	0	0-0-0
39	GK	Kenny Stamatopoulos	1	1	90	8	6	2	2	0	0	0	1	0	0	0-0-0
30	GK	Milos Kocic	3	1	131	8	4	4	2.75	0	1	1	1	1	0	0-0-0
Team totals			28	28	2520	146	100	42	1.5	3	5	6	12	10	4	0-0-0
Opponent totals			28	28	2520	120	87	34	1.21	2	3	12	6	10	10	0-0-0

TORONTO FC CAREER STATISTICS VS. COLUMBUS CREW SC (6-12-10)

UNF	POS	PLAYER	GP	GS	MIN	G	A	SHT	SOG	FC	FS	OFF	CK	C	E	CP
10	FWD	Sebastian Giovinco	5	5	445	2	3	30	10	8	14	0	22	1	0	0
17	FWD	Jozly Altidor	3	2	213	2	0	4	3	4	5	2	0	0	0	0
18	FWD	Jermain Defoe	1	1	90	2	0	3	3	6	4	1	0	0	0	0
21	MID	Jonathan Osorio	10	7	652	2	0	10	4	8	9	2	6	1	0	0
32	FWD	Andrew Wiedeman	4	2	208	2	0	7	2	1	3	3	0	0	0	0
6	MID	Julian de Guzman	5	5	444	1	2	3	1	7	8	0	0	1	0	0
27	FWD	Luke Moore	3	2	204	1	2	8	4	3	4	0	0	0	0	0
26	MID	Collen Warner	4	3	249	1	2	5	1	8	0	0	4	1	0	0
19	FWD	Chad Barrett	4	4	299	1	1	5	2	2	3	1	0	1	0	0
9	FWD	Gilberto	3	2	204	1	1	6	3	6	1	0	0	1	0	0
9	FWD	Ryan Johnson	4	4	336	1	1	5	3	5	3	1	0	0	0	0
11	MID	Michael Bradley	5	5	433	1	0	3	2	6	3	0	1	0	0	0
4	MID	Jim Brennan	10	10	900	1	0	11	5	13	5	0	1	2	0	0
23	MID	Miguel Canizalez	1	1	90	1	0	2	1	1	1	0	1	0	0	0
14	FWD	Dwayne De Rosario	6	4	403	1	0	14	4	3	4	4	7	0	0	0
9	FWD	Danny Dichio	8	3	296	1	0	5	3	7	2	1	0	1	0	0
29	FWD	Maicon Santos	2	2	157	1	0	3	2	2	4	0	0	0	0	0
9	MID	Tsubasa Endoh	3	1	168	1	0	2	1	0	1	0	4	0	0	0
10	FWD	Ali Gerba	1	1	87	1	0	1	1	1	0	2	0	0	0	0
22	FWD	Jordan Hamilton	2	2	147	1	0	2	1	1	0	3	0	0	0	0



TORONTO FC CAREER STATISTICS VS. COLUMBUS CREW SC (6-12-10)

UNF	POS	PLAYER	GP	GS	MIN	G	A	SHT	SOG	FC	FS	OFF	CK	C	E	CP
15	DEF	Donell Henry	6	5	471	1	0	2	1	5	3	1	0	3	0	0
14	FWD	Danny Koevermans	2	1	93	1	0	5	3	1	0	1	0	0	0	0
20	MID	Issey Nakajima-Farran	1	0	21	1	0	2	1	1	1	0	1	0	0	0
23	FWD	Jacob Peterson	2	2	180	1	0	3	1	1	6	0	5	0	0	0
33	MID	Carl Robinson	7	7	626	1	0	3	2	12	6	0	1	1	0	0
11	MID	Luis Silva	4	3	315	1	0	8	1	4	8	2	6	0	0	0
18	FWD	Nick Soolsma	2	2	125	1	0	2	1	1	2	0	4	0	0	0
22	MID	Tony Tchani	1	1	41	1	0	1	1	2	0	0	0	1	1	0
14	MID	Jay Chapman	4	2	153	0	2	2	2	4	2	0	0	0	0	0
15	MID	Bobby Convey	3	2	225	0	2	0	0	1	2	0	10	0	0	0
20	MID	Amado Guevara	4	4	279	0	2	6	2	6	4	1	9	0	0	0
19	MID	Daniel Lovitz	3	1	180	0	2	0	0	1	4	0	2	0	0	0
18	FWD	Quincy Amarikwa	1	0	19	0	1	2	1	1	1	0	0	0	0	0
28	DEF	Mark Bloom	4	3	251	0	1	1	0	3	1	1	0	2	0	0
22	F/M	Jeremy Brockie	3	2	206	0	1	5	1	3	4	1	0	0	0	0
8	MID	Benoit Cheyrou	4	4	352	0	1	6	3	8	3	0	0	1	0	0
2	MID	Sam Cronin	3	3	270	0	1	1	0	2	0	0	0	0	0	0
93	FWD	Jeff Cunningham	5	4	268	0	1	8	4	0	2	5	0	0	0	0
22	MID	Torsten Frings	2	2	161	0	1	4	1	1	2	0	3	0	0	0
21	FWD	Alan Gordon	1	1	45	0	1	1	1	3	1	0	0	0	0	0
29	FWD	Eric Hassli	1	1	90	0	1	3	0	3	1	2	0	0	0	0
21	MID	Nick LaBrocca	2	1	128	0	1	1	1	1	1	0	3	0	0	0
37	FWD	Nicholas Lindsay	1	1	73	0	1	1	0	0	2	0	0	0	0	0
2	DEF	Justin Morrow	9	9	715	0	1	0	0	7	3	1	0	1	1	0
7	FWD	Joao Plata	3	2	193	0	1	4	2	1	3	0	7	0	0	0
13	D/M	Chris Pozniak	3	3	270	0	1	2	2	3	3	1	0	0	0	0
8	FWD	Pablo Vitti	3	3	270	0	1	3	1	4	7	1	0	0	0	0
16	DEF	Marvell Wynne	8	8	720	0	1	3	2	7	2	1	0	0	0	0
3	DEF	Nana Attakora	2	2	180	0	0	2	0	4	2	0	0	1	0	0
8	MID	Eric Avila	3	2	205	0	0	5	0	5	4	0	3	1	0	0
11	FWD	Mo Babouli	2	2	180	0	0	0	0	1	3	1	3	0	0	0
33	DEF	Steven Beitashour	2	2	180	0	0	0	0	4	0	1	0	1	0	0
8	MID	Kyle Bekker	3	2	181	0	0	1	0	2	3	0	3	1	0	0
12	GK	Joseph Bendik	8	8	720	0	0	0	0	0	2	0	0	1	0	0
25	GK	Alex Bono	2	2	180	0	0	0	0	0	0	0	0	0	0	0
25	MID	Danleigh Borman	1	1	90	0	0	0	0	1	1	1	0	0	0	0
2	DEF	Andrew Boyens	2	2	149	0	0	0	0	4	2	0	0	0	0	0
17	FWD	Justin Braun	2	2	90	0	0	1	0	3	3	1	0	0	0	0
12	FWD	Edson Buddle	1	0	3	0	0	0	0	0	0	0	0	0	0	0
33	MID	Junior Burgos	1	0	6	0	0	1	0	0	0	0	1	0	0	0
13	DEF	Steven Caldwell	4	4	315	0	0	1	0	4	4	0	0	0	0	0
12	DEF	Adrian Cann	2	2	180	0	0	0	0	1	1	0	0	0	0	0
1	GK	Jon Conway	1	1	72	0	0	0	0	0	1	0	0	0	1	0
3	MID	Warren Creavalle	2	2	180	0	0	0	0	1	1	0	0	0	0	0
18	MID	Marky Delgado	4	4	300	0	0	2	1	1	1	1	0	0	0	0
18	GK	Srdjan Djekanovic	1	1	90	0	0	0	0	0	0	0	0	0	0	0
23	MID	Terry Dunfield	3	3	241	0	0	4	1	6	0	0	4	1	0	0
12	DEF	Todd Dunivant	3	3	245	0	0	3	1	4	3	1	6	0	0	0
10	FWD	Robert Earnshaw	2	2	155	0	0	6	4	0	1	3	0	0	0	0
27	DEF	Richard Eckersley	7	6	566	0	0	2	0	11	11	0	1	2	0	0
6	MID	Maurice Edu	4	4	353	0	0	7	2	7	5	0	1	1	0	0
18	GK	Brian Edwards	1	1	90	0	0	0	0	0	0	0	0	0	0	0
2	DEF	Logan Emory	2	1	94	0	0	1	1	1	0	0	0	0	0	0
55	FWD	Robbie Findley	3	2	156	0	0	3	1	1	1	0	0	0	0	0
2	D/M	Hunter Freeman	1	1	90	0	0	1	0	2	2	0	0	0	0	0
24	GK	Stefan Frei	6	6	471	0	0	0	0	0	1	0	0	0	0	0
27	D/M	Gabe Gala	1	1	52	0	0	0	0	0	0	0	1	0	0	0
4	DEF	Nick Garcia	3	3	270	0	0	0	0	2	3	0	0	0	0	0
8	MID	Dan Gargan	2	2	180	0	0	0	0	8	1	0	0	1	0	0
8	DEF	Kevin Goldthwaite	1	1	90	0	0	0	0	2	0	0	0	0	0	0
16	FWD	Herculez Gomez	1	0	25	0	0	0	0	1	0	0	1	0	0	0
6	DEF	Nick Hagglund	5	3	348	0	0	1	0	4	3	1	0	0	0	0
41	GK	Freddy Hall	2	2	180	0	0	0	0	0	0	0	0	0	0	0
25	DEF	Jeremy Hall	6	3	249	0	0	1	1	1	1	1	0	0	0	0
20	DEF	Ty Harden	4	4	360	0	0	0	0	6	2	0	0	1	0	0
5	DEF	Kevin Harmse	3	1	122	0	0	1	1	3	0	0	0	0	0	0
24	MID	Tyler Hemming	1	1	65	0	0	0	0	1	0	0	0	0	0	0
34	DEF	Raivis Hscanovics	1	1	90	0	0	0	0	3	0	0	0	0	0	0
3	DEF	Andy Iro	1	1	90	0	0	0	0	2	1	0	0	0	0	0
1	GK	Clint Irwin	1	1	90	0	0	0	0	0	0	0	0	0	0	0
11	DEF	Jackson	5	4	365	0	0	5	1	4	11	1	0	0	0	0
3	DEF	Julius James	1	1	90	0	0	0	0	1	0	0	0	0	0	0
7	MID	Will Johnson	1	1	90	0	0	0	0	1	0	0	0	0	0	0
41	NON	Ahmed Kantari	1	1	90	0	0	0	0	2	0	0	0	0	0	0
30	GK	Milos Kocic	3	1	131	0	0	0	0	0	0	0	0	0	0	0
20	MID	Matias Laba	3	3	259	0	0	2	1	2	9	1	0	1	0	0
19	NON	Reggie Lambe	4	2	234	0	0	1	0	3	2	1	0	0	0	0
19	NON	Andrea Lombardo	2	0	96	0	0	1	0	5	3	2	0	0	0	0
14	FWD	Tyrone Marshall	5	5	450	0	0	1	0	8	2	0	0	1	0	0
33	FWD	Javier Martina	1	1	64	0	0	1	1	0	1	0	0	0	0	0
21	DEF	Aaron Maund	1	0	5	0	0	0	0	0	0	0	0	0	0	0
3	DEF	Drew Moor	3	3	270	0	0	0	0	1	0	0	0	0	0	0
5	DEF	Ashtone Morgan	7	6	571	0	0	2	1	4	8	0	0	1	0	0
7	MID	Ronnie O'Brien	2	2	180	0	0	1	0	5	2	0	8	0	0	0
48	DEF	Darren O'Dea	2	2	180	0	0	0	0	4	1	0	0	1	0	0
23	FWD	Dominic Odoro	1	1	61	0	0	1	0	0	1	0	0	0	0	0
16	DEF	Bradley Orr	2	2	108	0	0	0	0	1	1	0	0	0	0	0
24	DEF	Damien Perquis	2	2	180	0	0	0	0	3	2	0	0	1	0	0
4	DEF	Marco Reda	1	1	90	0	0	0	0	1	0	0	0	0	0	0
23	MID	Alvaro Rey	3	2	147	0	0	3	0	3	2	1	0	0	0	0
33	M/F	Ryan Richter	1	1	90	0	0	0	0	1	1	0	0	0	0	0
10	MID	Rohan Ricketts	4	3	249	0	0	5	3	3	8	0	1	0	0	0

TORONTO FC CAREER STATISTICS VS. COLUMBUS CREW SC (6-12-10)																
UNF	POS	PLAYER	GP	GS	MIN	G	A	SHT	SOG	FC	FS	OFF	CK	C	E	CP
13	FWD	Johann Smith	1	0	28	0	0	0	0	0	1	0	0	0	0	0
30	CK	Julio Cesar	1	1	90	0	0	0	0	0	0	0	0	0	0	0
39	CK	Kenny Stamatopoulos	1	1	90	0	0	0	0	0	0	0	0	0	0	0
15	MID	Matt Stinson	1	0	10	0	0	0	0	0	0	0	0	0	0	0
1	CK	Greg Sutton	4	3	315	0	0	0	0	0	1	0	0	0	0	0
37	FWD	Maximiliano Urruti	1	0	25	0	0	0	0	0	2	0	0	0	0	0
4	DEF	Marco Velez	5	4	428	0	0	1	1	4	3	0	0	1	0	0
7	MID	Andy Welsh	2	1	121	0	0	2	1	0	3	0	0	0	0	0
17	FWD	O'Brian White	3	1	111	0	0	3	2	0	0	0	0	0	0	0
31	DEF	Dicoy Williams	2	2	175	0	0	1	0	4	0	0	0	0	0	0
23	DEF	Josh Williams	1	1	90	0	0	0	0	1	2	0	0	0	0	0
19	DEF	Mikael Yourassowsky	1	0	45	0	0	0	0	0	0	0	0	0	0	0
15	FWD	Eriq Zavaleta	2	1	104	0	0	1	0	2	0	0	0	0	0	0
31	DEF	Dicoy Williams	2	2	175	0	0	1	0	4	0	0	0	0	0	0
23	DEF	Josh Williams	1	1	90	0	0	0	0	1	2	0	0	0	0	0
19	DEF	Mikael Yourassowsky	1	0	45	0	0	0	0	0	0	0	0	0	0	0
15	FWD	Eriq Zavaleta	2	1	104	0	0	1	0	2	0	0	0	0	0	0
Team totals			28	28	2520	34	36	293	120	352	307	57	133	38	3	0
Opponent totals			28	28	2520	42	37	370	146	307	352	82	143	41	1	0

GAME-WINNING GOALS: Andrew Wiedeman 1, Luke Moore 1, Doneil Henry 1, Tsubasa Endoh 1, Julian de Guzman 1, Michael Bradley 1
 GAME-WINNING ASSISTS: Collen Warner 1, Daniel Lovitz 1, Sebastian Giovinco 1, Bobby Conway 1, Mark Bloom 1
 PENALTY KICK GOALS/ATTEMPTS: Collin Samuel 0-1, Jermain Defoe 1-1, Jozy Altidore 1-1





D.C. UNITED

FRONT OFFICE ADDRESS

D.C. United
RFK Stadium
2400 East Capitol ST., SE
Washington, D.C. 20003
(202) 587-5000
<http://www.dcunited.com>

TEAM INFORMATION

General Manager & VP of Soccer Operations: Dave Kasper
 Head Coach: Ben Olsen
 Assistant Coach: Chad Ashton
 Assistant Coach and Director of Goalkeeping: Zach Thornton
 Assistant Coach: Nolan Sheldon
 Director of Team Operations: Francisco J. Tobar
 Head Equipment Manager: Isaac Langley
 Physical Preparation Coach: Adam Rotchstein
 Head Athletic Trainer: Brian Goodstein

STADIUM INFORMATION

RFK Stadium
 2400 East Capitol st. SE, Washington, D.C. 20003
 Press Box Phone Number: (202) 547-0927
 Capacity: 20,000
 Surface: TifGrand Bermuda Grass
 Field Dimensions: 110 x 75 yards
 Team Colours: Black, White, Red

TRAINING FACILITIES

RFK Auxiliary Fields
 2400 East Capitol Street, SE
 Washington, D.C. 20003

PR DIRECTORY

Lindsay Simpson
 Director of Media and Communications
 O: 202-587-5486
 C: 770-713-5377
lsimpson@dcunited.com

Sam Legg
 Communications Associate
 C: 703-346-5209
SLegg@DCUnited.com

SOCIAL MEDIA DIRECTORY

Facebook: dcunited
 Twitter: @dcunited
 In-Game Twitter: @DCUmatchday
 Twitter hashtag: #dcu
 FourSquare: dcunited
 YouTube: dcunited
 Instagram: dcinsider
 Google+: +DCUnited

TORONTO FC CAREER STATISTICS VS. D.C. UNITED (9-13-4)

UNF	POS	GOALKEEPER	GP	GS	MIN	SHTS	SV	GA	GAA	PG	PA	W	L	T	SO	O'TIME
30	GK	Julio Cesar	1	1	90	2	2	0	0	0	0	1	0	0	1	0-0-0
1	GK	Chris Konopka	2	2	180	5	4	1	0.5	0	0	1	0	1	1	0-0-0
25	GK	Alex Bono	1	1	90	4	3	1	1	0	0	1	0	0	0	0-0-0
1	GK	Clint Irwin	2	2	180	6	4	2	1	0	0	1	1	0	1	0-0-0
12	GK	Joseph Bendik	5	5	450	20	13	8	1.6	1	1	2	2	1	0	0-0-0
24	GK	Stefan Frei	5	5	450	27	16	10	2	2	2	1	2	2	1	0-0-0
30	GK	Milos Kocić	4	4	360	19	11	8	2	1	1	3	0	0	0	0-0-0
1	GK	Greg Sutton	4	4	360	26	17	9	2.25	2	2	1	3	0	1	0-0-0
39	GK	Kenny Stamatopoulos	2	2	180	10	5	5	2.5	0	0	0	2	0	0	0-0-0
Team totals			26	26	2340	119	75	44	1.69	6	6	9	13	4	5	0-0-0
Opponent totals			26	26	2340	118	84	35	1.35	0	0	13	9	4	7	0-0-0

TORONTO FC CAREER STATISTICS VS. D.C. UNITED (9-13-4)

UNF	POS	PLAYER	GP	GS	MIN	G	A	SHT	SOG	FC	FS	OFF	CK	C	E	CP
10	FWD	Sebastian Giovinco	4	4	360	6	0	28	13	5	11	6	6	0	0	0
14	FWD	Dwayne De Rosario	5	4	387	5	0	13	8	3	9	7	2	1	0	0
9	FWD	Danny Dichio	6	5	424	3	0	8	3	15	17	6	0	1	0	0
14	FWD	Danny Koevermans	2	1	135	2	0	6	3	1	0	2	0	0	0	0
17	FWD	Jozzy Altidor	5	5	277	1	1	5	2	9	9	3	1	1	0	0
6	MID	Julian de Guzman	6	5	485	1	1	9	2	10	8	0	0	3	0	0
18	MID	Marky Delgado	3	3	237	1	1	3	1	5	0	0	0	1	0	0
6	MID	Maurice Edu	6	6	540	1	1	7	2	14	11	2	0	2	0	0
27	FWD	Luke Moore	3	3	262	1	1	8	3	4	4	1	1	0	0	0
15	MID	Bobby Convey	3	3	249	1	0	4	2	3	3	0	7	1	0	0
18	FWD	Jermain Defoe	3	3	253	1	0	14	7	2	3	6	0	0	0	0
7	FWD	Bright Dike	1	1	81	1	0	3	1	2	1	0	0	1	0	0
29	FWD	Maicon Santos	3	3	224	1	0	6	2	3	2	1	0	0	0	0
10	FWD	Robert Earnshaw	2	1	115	1	0	6	1	2	1	2	0	0	0	0
10	FWD	Alecko Eskandarian	1	1	60	1	0	2	2	3	0	0	0	1	0	0
70	FWD	Peri Marosevic	1	0	45	1	0	3	1	1	0	1	0	0	0	0
23	MID	Alvaro Rey	3	2	175	1	0	4	1	2	7	0	3	0	0	0
33	MID	Carl Robinson	7	7	585	1	0	3	1	12	7	0	5	2	0	0
16	MID	Def Russell	3	1	149	1	0	3	2	2	3	0	0	1	0	0
15	DEF	Adrian Serio	2	2	180	1	0	1	1	2	1	0	0	0	0	0
17	DEF	O'Brian White	2	1	94	1	0	4	2	0	1	1	0	0	0	0

TORONTO FC CAREER STATISTICS VS. D.C. UNITED (9-13-4)

UNF	POS	PLAYER	GP	GS	MIN	G	A	SHT	SOG	FC	FS	OFF	CK	C	E	CP
11	MID	Jim Brennan	8	8	717	0	3	3	1	7	6	1	1	3	0	0
20	MID	Amado Guevara	4	3	313	0	3	5	2	4	7	1	10	1	0	0
28	DEF	Mark Bloom	5	4	342	0	2	1	1	3	5	1	0	0	0	0
21	MID	Nick LaBrocca	2	1	135	0	2	1	0	2	0	0	4	0	0	0
3	DEF	Nana Attakora	5	4	424	0	1	3	1	0	1	1	0	0	0	0
17	FWD	Justin Braun	1	0	9	0	1	0	0	0	0	0	0	0	0	0
13	DEF	Steven Caldwell	4	4	360	0	1	0	0	4	3	0	0	1	0	0
8	MID	Benoit Cheyrou	2	2	180	0	1	2	0	0	1	0	2	0	0	0
31	MID	Armando Cooper	1	1	90	0	1	3	1	1	4	0	0	0	0	0
2	MID	Sam Cronin	2	2	180	0	1	0	0	2	0	0	0	1	0	0
24	GK	Stefan Frei	5	5	450	0	1	0	0	0	0	0	0	0	0	0
19	NON	Reggie Lambe	6	4	379	0	1	3	2	1	5	0	5	0	0	0
37	FWD	Nicholas Lindsay	1	1	90	0	1	1	0	4	1	0	0	1	0	0
5	DEF	Ashtone Morgan	7	7	630	0	1	2	0	4	10	1	0	1	0	0
23	FWD	Jacob Peterson	2	2	175	0	1	5	2	1	1	0	2	0	0	0
7	FWD	Joao Plata	3	2	203	0	1	15	2	1	1	2	7	0	0	0
32	MID	Laurent Robert	3	3	237	0	1	5	3	2	8	0	11	1	1	0
3	DEF	Miguel Aceval	1	1	90	0	0	1	0	1	0	0	1	0	0	0
6	DEF	Gale Agbessoumonde	2	2	180	0	0	0	0	4	2	0	0	0	0	0
18	FWD	Quincy Amarikwa	1	1	33	0	0	1	0	1	0	0	0	0	0	0
8	MID	Eric Avila	4	3	274	0	0	6	0	1	7	0	0	0	0	0
11	FWD	Mo Babouli	1	1	66	0	0	0	0	1	7	0	0	0	0	0
19	FWD	Chad Barrett	1	1	45	0	0	1	0	0	0	0	0	0	0	0
33	DEF	Steven Beitashour	2	2	180	0	0	1	0	2	5	0	0	0	0	0
8	MID	Kyle Bekker	1	0	1	0	0	0	0	0	0	0	0	0	0	0
12	GK	Joseph Bendik	5	5	450	0	0	0	0	0	0	0	0	0	0	0
25	GK	Alex Bono	1	1	90	0	0	0	0	0	1	0	0	0	0	0
25	MID	Danleigh Borman	1	1	90	0	0	0	0	0	1	0	1	0	0	0
2	DEF	Andrew Boyens	2	2	180	0	0	0	0	4	3	0	0	0	0	0
4	MID	Michael Bradley	6	6	511	0	0	7	2	9	7	0	16	1	0	0
3	DEF	Adam Braz	2	2	152	0	0	0	0	2	5	0	0	2	0	0
22	F/M	Jeremy Brockie	2	1	100	0	0	3	2	3	2	0	0	0	0	0
12	FWD	Edson Buddle	1	0	30	0	0	1	1	0	0	0	0	0	0	0
23	MID	Miguel Canizalez	2	0	18	0	0	0	0	1	0	1	0	0	0	0
12	DEF	Adrian Cann	3	3	192	0	0	2	1	3	1	0	0	0	0	0
14	MID	Jay Chapman	4	1	126	0	0	1	0	5	1	0	0	1	0	0
16	MID	Oscar Cordon	1	1	54	0	0	0	0	1	2	0	0	0	0	0
3	MID	Warren Creavalle	2	2	163	0	0	2	1	3	1	0	0	1	0	0
93	FWD	Jeff Cunningham	3	1	107	0	0	4	2	1	3	2	0	1	0	0
23	MID	Terry Dunfield	3	3	190	0	0	2	0	3	0	0	10	0	0	0
12	DEF	Todd Dunivant	3	2	206	0	0	2	1	3	5	0	0	1	0	0
27	DEF	Richard Eckerley	4	4	321	0	0	3	1	3	4	0	0	0	0	0
2	DEF	Logan Emory	2	1	90	0	0	0	0	0	0	0	0	0	0	0
9	MID	Tsubasa Endoh	2	1	108	0	0	2	2	0	3	1	3	0	0	0
55	FWD	Robbie Findley	1	0	19	0	0	0	0	0	1	0	0	0	0	0
22	MID	Torsten Frings	2	2	157	0	0	0	0	1	0	1	5	0	0	0
27	D/M	Gabe Gala	2	0	8	0	0	0	0	0	0	0	0	0	0	0
4	DEF	Nick Garcia	2	2	180	0	0	0	0	2	1	0	0	0	0	0
8	MID	Dan Gargan	3	2	216	0	0	1	0	5	0	0	0	1	0	0
10	FWD	Ali Gerba	1	0	17	0	0	0	0	1	0	0	0	0	0	0
	FWD	Gilberto	2	1	80	0	0	3	1	3	2	0	0	0	0	0
8	DEF	Kevin Goldthwaite	1	1	90	0	0	1	1	2	0	0	0	1	0	0
32	DEF	Emmanuel Gomez	1	1	90	0	0	0	0	0	0	0	0	0	0	0
6	DEF	Nick Hagglund	3	2	209	0	0	2	0	3	2	0	0	0	1	0
25	DEF	Jeremy Hall	6	5	473	0	0	2	1	6	2	0	0	0	0	0
22	FWD	Jordan Hamilton	2	1	95	0	0	5	3	0	2	0	1	0	0	0
20	DEF	Ty Harden	2	2	139	0	0	0	0	1	1	0	0	0	1	0
5	DEF	Kevin Harmse	2	2	112	0	0	1	1	1	2	0	0	0	1	0
24	MID	Tyler Hemming	1	0	7	0	0	0	0	0	0	0	0	0	0	0
15	DEF	Doneil Henry	7	6	496	0	0	3	0	6	2	0	0	0	0	0
34	DEF	Raivis Irsanovics	1	1	45	0	0	0	0	0	2	0	0	0	0	0
3	DEF	Andy Iro	1	1	90	0	0	0	0	4	0	0	0	0	0	0
1	GK	Clint Irwin	2	2	180	0	0	0	0	0	0	0	0	0	1	0
11	DEF	Jackson	5	3	310	0	0	10	5	2	4	2	0	1	0	0
9	FWD	Ryan Johnson	4	4	360	0	0	12	4	6	4	6	0	2	0	0
7	MID	Will Johnson	1	1	90	0	0	2	1	2	3	0	0	0	0	0
30	GK	Milos Kocic	4	4	360	0	0	0	0	0	2	0	0	0	0	0
1	GK	Chris Konopka	2	2	180	0	0	0	0	0	0	0	0	1	0	0
20	MID	Matias Laba	1	1	90	0	0	0	0	1	5	0	0	0	0	0
19		Andrea Lombardo	3	0	59	0	0	1	0	2	0	1	0	0	0	0
19	MID	Daniel Lovitz	3	1	97	0	0	2	1	2	2	0	1	0	0	0
14	FWD	Tyrone Marshall	5	5	411	0	0	1	0	4	2	0	0	1	0	0
33	FWD	Javier Martina	1	1	90	0	0	0	0	0	1	0	1	0	0	0
21	DEF	Aaron Maund	1	1	90	0	0	2	0	3	1	0	0	0	0	0
10	FWD	Mista	1	1	90	0	0	2	0	1	0	2	0	0	0	0
3	DEF	Drew Moor	3	3	270	0	0	3	0	1	3	0	0	1	0	0
2	DEF	Justin Morrow	8	8	720	0	0	2	0	4	6	2	0	0	0	0
15	MID	Joseph Nane	1	0	28	0	0	1	0	0	0	0	0	0	0	0
7	MID	Ronnie O'Brien	1	0	90	0	0	3	1	3	2	0	2	0	0	0
48	DEF	Darren O'Dea	2	2	180	0	0	1	0	3	0	0	0	0	0	0
23	FWD	Dominic Odoro	2	1	111	0	0	3	1	0	2	1	0	0	0	0
16	DEF	Bradley Orr	3	2	117	0	0	0	0	0	1	0	0	0	0	0
21	MID	Damien Osorio	7	7	615	0	0	5	2	3	11	1	2	0	0	0
24	DEF	Mathieu Perquis	2	2	202	0	0	0	0	3	1	1	0	1	0	0
13	D/M	Chris Pozniak	2	2	162	0	0	0	0	3	2	0	0	0	0	0
33	M/F	Ryan Richter	1	1	90	0	0	0	0	0	1	0	0	0	0	0
10	MID	Rohan Ricketts	3	2	127	0	0	0	0	4	0	0	0	0	0	0
87	FWD	Tosaint Ricketts	1	0	19	0	0	3	1	0	2	0	0	0	0	0
15	MID	Tyler Rosenlund	1	0	7	0	0	0	0	0	0	0	0	0	0	0
21	FWD	Collin Samuel	2	2	165	0	0	5	2	3	7	2	0	0	0	0
22	DEF	Amadou Sanyang	1	1	90	0	0	0	0	1	1	0	0	1	0	0



TORONTO FC CAREER STATISTICS VS. D.C. UNITED (7-12-4)																
UNF	POS	PLAYER	GP	GS	MIN	G	A	SHT	SOG	FC	FS	OFF	CK	C	E	CP
25	MID	Martin Saric	1	1	62	0	0	0	0	1	0	0	0	0	0	0
11	MID	Luis Silva	3	3	218	0	0	3	1	5	4	0	1	0	0	0
23	FWD	Jarrod Smith	2	0	55	0	0	2	2	0	0	0	0	0	0	0
30	GK	Julio Cesar	1	1	90	0	0	0	0	0	0	0	0	0	0	0
18	FWD	Nick Soolsma	1	0	22	0	0	0	0	1	0	0	0	0	0	0
39	GK	Kenny Stamatopoulos	2	2	180	0	0	1	0	0	1	0	0	0	0	0
10	MID	Alen Stevanovic	1	1	90	0	0	1	0	0	1	0	0	0	0	0
15	MID	Matt Stinson	1	0	39	0	0	0	0	1	1	0	0	0	0	0
1	GK	Greg Sutton	4	4	360	0	0	0	0	0	1	0	0	0	0	0
22	MID	Tony Tchani	1	1	90	0	0	1	0	0	1	0	0	0	0	0
28	DEF	Olivier Tebily	1	0	39	0	0	0	0	0	0	0	0	0	0	0
4	DEF	Marco Velez	4	4	360	0	0	1	0	3	0	0	0	0	0	0
8	FWD	Pablo Vitti	2	1	135	0	0	2	0	3	5	0	0	0	0	0
26	MID	Collen Warner	4	4	315	0	0	3	0	7	3	0	3	2	0	0
7	MID	Andy Welsh	1	1	90	0	0	0	0	0	3	0	0	0	0	0
32	FWD	Andrew Wiedeman	3	2	201	0	0	7	1	1	3	0	0	0	0	0
23	DEF	Josh Williams	1	1	68	0	0	1	0	0	0	0	0	0	0	0
16	DEF	Marvell Wynne	7	7	630	0	0	3	1	9	7	0	0	0	0	0
15	FWD	Eriq Zavaleta	4	4	360	0	0	1	0	2	1	0	0	0	0	0
28	MID	Gianluca Zavarise	1	0	24	0	0	1	0	0	1	0	0	0	0	0
Team totals			26	26	2340	35	28	331	118	307	332	68	114	44	4	0
Opponent totals			26	26	2340	44	38	285	119	332	307	64	110	49	1	0

GAME-WINNING GOALS:Sebastian Giovinco 2, Dwayne De Rosario 2, Bright Dike 1, Danny Dichio 1, Marky Delgado 1, Jermain Defoe 1
GAME-WINNING ASSISTS: Jacob Peterson 1, Nicholas Lindsay 1, Marky Delgado 1, Sam Cronin 1, Benoit Cheyrou 1, Jim Brennan 1, Mark Bloom 1, Jozy Altidore 1 PENALTY KICK GOALS/ATTEMPTS: None





FC DALLAS

FRONT OFFICE ADDRESS

Toyota Stadium

9200 World Cup Way, Suite 202

Frisco, Texas 75033

P: (469) 365-0000

F: (214) 705-6799

<http://www.fcdallas.com>

TEAM INFORMATION

Technical Director: Fernando Clavijo

Dir. Of Soccer Operations and Asst. Technical Director: Luiz Muzzi

Head Coach: Oscar Pareja

Assistant Coach: Marco Ferruzzi

Assistant Coach: Josema Bazan

Goalkeeping Coach: Drew Keeshan

Strength and Conditioning Coach: Fabian Bazan

Team Administrator: Gustavo Gomez

Medical Director: Dr. James C. Walter, II

Head Athletic Trainer: Skylar Richards

Head Equipment Manager: Marcus Owens

STADIUM INFORMATION

Toyota Stadium

Press Box Phone: (210) 259-7865, (570) 764-0294

Surface: Kentucky Bluegrass

Capacity: 20,000

Field Dimensions: 117 x 74 yards

Team Colours: Red, White, Blue

TRAINING FACILITIES

Toyota Stadium

9200 World Cup Way

Frisco, Texas 75033

PR DIRECTORY

Gina Miller | @TheGinaMiller

Vice President, Media and Communications

O: 469-365-0198

C: 214-455-4501

GMiller@fcdallas.net

Jason Minnick

Director, Media Relations

O: 469-365-0068

C: 570-764-0294

JMinnick@fcdallas.net

SOCIAL MEDIA DIRECTORY

Facebook: FC Dallas

Twitter: @FCDallas

Instagram: fcdallas

YouTube: FC Dallas

TORONTO FC CAREER STATISTICS VS. FC DALLAS (2-8-5)

UNF	POS	GOALKEEPER	GP	GS	MIN	SHTS	SV	GA	GAA	PG	PA	W	L	T	SO	O'TIME
18	GK	Srdjan Djekanovic	1	1	90	4	4	0	0	0	0	1	0	0	1	0-0-0
1	GK	Clint Irwin	1	1	90	3	3	0	0	0	0	1	0	0	1	0-0-0
30	GK	Milos Kocic	1	1	90	3	2	1	1	0	0	0	0	1	0	0-0-0
24	GK	Stefan Frei	6	6	540	28	19	8	1.33	2	2	0	4	2	0	0-0-0
30	GK	Julio Cesar	1	1	90	5	3	2	2	0	0	0	1	0	0	0-0-0
39	GK	Kenny Stamatopoulos	1	1	90	4	2	2	2	2	2	0	1	0	0	0-0-0
1	GK	Greg Sutton	2	2	180	18	14	4	2	2	2	0	1	1	0	0-0-0
12	GK	Joseph Bendik	2	2	180	8	3	5	2.5	0	0	0	1	1	0	0-0-0
Team totals			15	15	1350	73	50	22	1.47	6	6	2	8	5	2	0-0-0
Opponent totals			15	15	1350	72	51	17	1.13	0	0	8	2	5	5	0-0-0

TORONTO FC CAREER STATISTICS VS. FC DALLAS (2-8-5)

UNF	POS	PLAYER	GP	GS	MIN	G	A	SHT	SOG	FC	FS	OFF	CK	C	E	CP
10	FWD	Sebastian Giovinco	2	2	180	2	1	19	5	2	7	0	4	0	0	0
33	MID	Carl Robinson	4	4	360	1	3	2	1	9	3	0	2	0	0	0
19	FWD	Chad Barrett	5	5	408	1	1	15	8	6	3	4	0	1	0	0
17	FWD	Justin Braun	1	0	17	1	1	1	1	1	1	0	0	1	0	0
9	FWD	Danny Dichio	4	2	157	1	1	5	3	5	5	1	0	1	0	0
15	DEF	Adrian Serioux	2	2	180	1	1	1	1	3	2	0	0	0	0	0
16	DEF	Marvell Wynne	5	5	450	1	1	2	1	4	3	0	0	0	0	0
93	FWD	Jeff Cunningham	2	2	177	1	0	4	2	1	2	6	0	1	0	0
14	FWD	Dwayne De Rosario	3	3	244	1	0	5	5	4	4	7	0	1	0	0
29	FWD	Maicon Santos	3	1	158	1	0	7	2	3	2	2	0	0	0	0
6	MID	Maurice Edu	2	2	180	1	0	4	1	3	5	0	0	1	0	0
9	MID	Tsubasa Endoh	1	1	89	1	0	4	1	0	0	0	0	0	0	0
14	FWD	Danny Koevermans	2	2	178	1	0	6	4	2	3	1	0	0	0	0
20	MID	Issey Nakajima-Farran	1	1	81	1	0	2	2	3	1	0	0	1	0	0
16	MID	Darel Russell	1	1	90	1	0	1	1	2	2	0	0	1	0	0
4	DEF	Marco Velez	3	2	177	1	0	2	2	2	0	0	0	1	1	0
20	MID	Amado Guevara	3	3	258	0	2	5	2	9	5	1	10	0	1	0
8	MID	Eric Avila	1	1	68	0	1	1	1	0	0	0	0	0	0	0
6	MID	Julian de Guzman	3	2	189	0	1	3	1	1	3	0	0	0	0	0
8	DEF	Kevin Goldthwaite	1	1	90	0	1	1	1	2	3	0	0	0	0	0
6	DEF	Nick Hagglund	2	1	91	0	1	0	0	2	0	0	0	1	0	0
7	FWD	Fuad Ibrahim	3	2	168	0	1	2	0	3	2	0	0	0	0	0
7	MID	Ronnie O'Brien	1	1	89	0	1	1	1	4	3	0	3	0	0	0



TORONTO FC CAREER STATISTICS VS. FC DALLAS (2-8-5)

UNF	POS	PLAYER	GP	GS	MIN	G	A	SHT	SOG	FC	FS	OFF	CK	C	E	CP
7	MID	Andy Welsh	1	1	74	0	1	1	0	2	1	0	0	0	0	0
6	DEF	Gale Agbossoumonde	1	1	90	0	0	0	0	0	0	0	0	0	0	0
17	FWD	Jozy Altidore	2	2	180	0	0	5	0	5	5	1	0	1	0	0
3	DEF	Nana Attakora	2	1	113	0	0	3	0	0	2	0	0	0	0	0
33	DEF	Steven Beitashour	1	1	90	0	0	0	0	2	0	0	0	1	0	0
8	MID	Kyle Bekker	1	1	90	0	0	1	1	1	0	0	4	0	0	0
12	GK	Joseph Bendik	2	2	180	0	0	0	0	0	0	0	0	0	0	0
28	DEF	Mark Bloom	1	1	89	0	0	0	0	0	0	0	0	0	0	0
25	MID	Danleigh Borman	2	2	180	0	0	0	0	5	1	0	0	1	0	0
7	MID	John Bostock	1	1	73	0	0	1	1	1	2	0	2	0	0	0
2	DEF	Andrew Boyens	2	2	180	0	0	0	0	1	1	0	0	0	0	0
4	MID	Michael Bradley	3	3	270	0	0	1	0	5	3	0	4	2	0	0
3	DEF	Adam Braz	1	1	72	0	0	0	0	1	1	0	0	0	0	0
11	MID	Jim Brennan	6	6	540	0	0	2	0	7	1	2	6	3	0	0
13	DEF	Steven Caldwell	1	1	90	0	0	1	0	0	1	0	0	0	0	0
23	MID	Miguel Canizalez	1	0	8	0	0	0	0	1	0	0	0	0	0	0
12	DEF	Adrian Cann	3	3	270	0	0	2	0	4	0	0	0	1	0	0
2	MID	Sam Cronin	2	2	180	0	0	1	0	1	0	0	0	0	0	0
18	MID	Marky Delgado	1	1	57	0	0	0	0	3	1	0	0	1	0	0
18	GK	Srdjan Djekanicovic	1	1	90	0	0	0	0	0	0	0	0	0	0	0
23	MID	Terry Dunfield	1	1	81	0	0	1	0	1	1	0	0	0	0	0
12	DEF	Todd Dunivant	1	1	90	0	0	0	2	2	2	0	1	0	0	0
10	FWD	Robert Earnshaw	1	1	90	0	0	3	0	1	1	0	1	0	0	0
27	DEF	Richard Eckerlesley	3	3	269	0	0	1	1	7	4	0	1	2	0	0
2	DEF	Logan Emory	1	1	90	0	0	0	0	1	2	0	0	0	0	0
31	FWD	Hogan Ephraim	1	1	90	0	0	0	0	1	2	0	0	1	0	0
55	FWD	Robbie Findley	1	0	4	0	0	0	0	0	0	0	0	0	0	0
2	D/M	Hunter Freeman	1	1	90	0	0	0	0	3	3	0	0	1	0	0
24	GK	Stefan Frei	6	6	540	0	0	0	0	0	4	0	0	0	0	0
22	MID	Torsten Frings	2	2	180	0	0	3	1	3	2	0	7	1	0	0
27	D/M	Gabe Gala	1	0	16	0	0	0	0	0	0	0	0	0	0	0
4	DEF	Nick Garcia	2	2	180	0	0	0	0	1	0	0	0	0	0	0
8	MID	Dan Gargan	2	2	180	0	0	1	0	5	2	0	0	0	0	0
	FWD	Gilberto	1	1	90	0	0	1	0	3	1	1	0	0	0	0
25	DEF	Jeremy Hall	2	2	180	0	0	0	0	1	4	0	0	0	0	0
20	DEF	Ty Harden	2	2	180	0	0	2	2	2	0	0	0	0	0	0
5	DEF	Kevin Harmse	3	2	183	0	0	1	0	2	1	0	0	0	0	0
24	MID	Tyler Hemming	1	0	25	0	0	0	0	0	0	0	0	0	0	0
34	DEF	Raivis Hscanovics	1	1	67	0	0	0	0	0	1	0	0	0	0	0
3	DEF	Andy Iro	1	1	90	0	0	1	0	4	1	0	0	1	0	0
1	GK	Clint Irwin	1	1	90	0	0	0	0	0	1	0	0	0	0	0
11	DEF	Jackson	2	2	180	0	0	8	1	3	4	1	0	1	0	0
3	DEF	Julius James	2	1	66	0	0	1	0	2	0	0	0	0	0	0
9	FWD	Ryan Johnson	2	2	180	0	0	2	1	3	2	0	0	1	0	0
7	MID	Will Johnson	1	1	90	0	0	0	0	3	0	1	0	1	0	0
30	GK	Milos Kocić	1	1	90	0	0	0	0	3	0	0	0	0	0	0
21	MID	Nick LaBrocca	2	2	180	0	0	2	0	0	1	1	8	2	0	0
19	NON	Reggie Lambe	2	2	180	0	0	0	0	3	8	0	0	0	0	0
19		Andrea Lombardo	2	1	127	0	0	3	1	5	1	3	0	1	0	0
14	FWD	Tyrone Marshall	2	2	180	0	0	2	0	1	1	0	0	1	0	0
33	FWD	Javier Martina	1	0	40	0	0	0	0	2	0	0	0	1	0	0
17		Joey Melo	2	0	19	0	0	0	0	1	0	0	0	1	0	0
10	FWD	Mista	2	1	125	0	0	0	0	0	0	0	2	0	0	0
3	DEF	Drew Moor	1	1	90	0	0	0	0	0	0	0	0	0	0	0
27	FWD	Luke Moore	1	0	22	0	0	1	0	0	0	0	0	0	0	0
5	DEF	Ashtone Morgan	3	2	177	0	0	0	0	0	1	0	0	0	0	0
2	DEF	Justin Morrow	3	3	270	0	0	1	0	2	3	1	0	0	0	0
15	MID	Joseph Nane	1	1	58	0	0	1	0	1	0	0	0	0	0	0
48	DEF	Darren O'Dea	1	1	90	0	0	1	1	0	0	0	0	0	0	0
16	DEF	Bradley Orr	1	1	90	0	0	0	0	0	0	0	0	0	0	0
21	MID	Jonathan Osorio	4	3	236	0	0	1	0	3	3	0	0	0	0	0
24	DEF	Damien Perquis	2	2	180	0	0	0	0	5	2	0	0	1	0	0
23	FWD	Jacob Peterson	3	1	131	0	0	4	3	0	1	0	2	0	0	0
7	FWD	Joao Plata	2	2	120	0	0	1	1	2	3	3	0	0	0	0
13	D/M	Chris Pozniak	1	1	90	0	0	1	0	2	0	0	0	0	0	0
10	MID	Rohan Ricketts	3	2	166	0	0	0	1	5	3	0	3	0	0	0
32	MID	Laurent Robert	1	1	90	0	0	2	1	1	1	0	6	0	0	0
15	MID	Tyler Rosenlund	1	1	90	0	0	1	1	0	3	0	0	1	0	0
21	FWD	Collin Samuel	1	1	90	0	0	1	1	2	6	0	0	0	0	0
22	DEF	Amadou Sanyang	1	1	55	0	0	0	0	0	3	0	0	1	0	0
25	MID	Martin Saric	2	1	89	0	0	0	0	2	0	0	0	1	1	0
11	MID	Luis Silva	2	0	67	0	0	1	1	1	0	0	0	1	0	0
23	FWD	Jarrod Smith	2	0	49	0	0	0	0	1	0	1	0	0	0	0
13	FWD	Johann Smith	1	1	83	0	0	1	0	0	2	1	0	0	0	0
30	GK	Julio Cesar	1	1	90	0	0	0	0	0	1	0	0	0	0	0
18	FWD	Nick Soolsma	3	1	94	0	0	0	0	2	1	0	0	0	0	0
39	GK	Kenny Stamatopoulos	1	1	90	0	0	0	0	0	0	0	0	0	0	0
10	MID	Alen Stevanovic	1	1	71	0	0	1	1	0	0	1	0	0	0	0
11	D/M	Nathan Sturges	1	1	56	0	0	0	0	0	1	0	0	0	0	0
1	GK	Greg Sutton	2	2	180	0	0	0	0	0	1	0	0	0	0	0
22	MID	Tony Tchani	1	1	90	0	0	2	2	2	2	0	0	0	0	0
33	DEF	Maksim Usanov	1	1	90	0	0	0	0	3	1	1	0	0	0	0
55	DEF	Eddy Viator	1	1	90	0	0	0	0	2	0	0	0	1	0	0
8	FWD	Pablo Vitti	2	0	17	0	0	0	0	0	0	1	0	0	0	0
26	MID	Collen Warner	1	1	90	0	0	0	0	1	1	0	0	0	0	0
17	FWD	O'Brian White	1	1	90	0	0	2	1	1	1	0	0	0	0	0
32	FWD	Andrew Wiedeman	1	0	9	0	0	0	0	0	0	0	0	0	0	0
21	DEF	Drew Williams	1	1	90	0	0	1	0	0	0	0	0	0	0	0
23	DEF	Josh Williams	1	0	1	0	0	0	0	0	0	0	0	0	0	0
19	DEF	Mikael Yourasowsky	2	1	73	0	0	0	0	0	2	1	0	0	0	0
28	MID	Gianluca Zavarise	1	0	20	0	0	0	0	0	0	0	0	0	0	0
Team totals			15	15	1350	17	18	170	72	210	177	44	65	41	3	0
Opponent totals			15	15	1350	22	17	191	73	177	210	47	76	21	1	0

GAME-WINNING GOALS: Tsubasa Endoh 1, Maurice Edu 1 GAME-WINNING ASSISTS: Sebastian Giovinco 1 PENALTY KICK GOALS/ATTEMPTS: None



HOUSTON DYNAMO

FRONT OFFICE ADDRESS

Houston Dynamo
1001 Avenida De Las Americas, Suite 200
Houston, TX 77010, USA
(713) 276-7500
<http://www.houstondynamo.com>

TEAM INFORMATION

General Manager/Vice President: Matt Jordan
Assistant General Manager/
Director of Soccer Operations: Nick Kowba
Head Coach: Wilmer Cabrera
Goalkeeper Coach: Paul Rogers
Sports Performance Director/Fitness Coach: Paul Caffrey
Equipment Manager: Chris Maxwell
Director of Sports Medicine/ Head Athletic Trainer: Theron Enns
Head Team Physician: Dr. Timothy C. Sitter

STADIUM INFORMATION

BBVA Compass Stadium
2200 Texas Street
Houston, TX 77003
Capacity: 22,039
Surface: Tifway 419 Bermuda Grass
Dimensions: 115 x 73 yards
Team Colours: Black, Orange, White

TRAINING FACILITIES

Houston Amateur Sports Park
12131 Kirby Dr. Houston, TX 77045

PR DIRECTORY

Zac Emmons | @Zac_Emmons
Sr. Director, Communications
O: 713-276-7522
zemmons@houstondynamo.com

Valerie Holland | @vholland08
Sr. Manager, Corporate Communications & Community Relations
O: 713-276-7503
vholland@houstondynamo.com

Edgar Veliz | @veli147
Coordinator, Communications
O: 713-276-7561
eveliz@houstondynamo.com

SOCIAL MEDIA DIRECTORY

Facebook: HoustonDynamo
Twitter: @HoustonDynamo
In-Game Twitter: @DynamoMatchday
Twitter hashtag: #HoustonDynamo
YouTube: HoustonDynamoVideos
Instagram: HoustonDynamo
Google+: +houstondynamo

TORONTO FC CAREER STATISTICS VS. HOUSTON DYNAMO (4-6-10)

UNF	POS	GOALKEEPER	GP	GS	MIN	SHTS	SV	GA	GAA	PG	PA	W	L	T	SD	O'TIME
18	GK	Srdjan Djekanovic	1	1	90	4	4	0	0	0	0	0	1	1	0	0-0-0
25	GK	Alex Bono	1	1	90	6	4	1	1	0	0	0	0	1	0	0-0-0
41	GK	Freddy Hall	1	1	90	4	3	1	1	0	0	0	0	1	0	0-0-0
12	GK	Joseph Bendik	5	5	450	27	20	6	1.2	0	0	1	1	3	1	0-0-0
1	GK	Greg Sutton	3	3	270	18	13	4	1.33	0	0	1	1	1	1	0-0-0
24	GK	Stefan Frei	6	6	540	33	23	9	1.5	0	0	2	2	2	0	0-0-0
1	GK	Chris Konopka	1	1	90	5	3	2	2	0	1	0	1	0	0	0-0-0
30	GK	Milos Kocic	2	2	180	8	3	5	2.5	0	0	0	1	1	0	0-0-0
Team totals			20	20	1800	105	73	28	1.4	0	1	4	6	10	3	0-0-0
Opponent totals			20	20	1800	88	62	22	1.1	1	3	6	4	10	6	0-0-0

TORONTO FC CAREER STATISTICS VS. HOUSTON DYNAMO (4-6-10)

UNF	POS	PLAYER	GP	GS	MIN	G	A	SHT	SOG	FC	FS	OFF	CK	C	E	CP
14	FWD	Dwayne De Rosario	6	4	380	3	0	16	13	5	5	4	0	1	0	0
23	FWD	Dominic Oduro	3	2	173	2	1	3	3	1	1	1	0	1	0	0
17	FWD	Jozy Altidor	2	2	161	2	0	8	3	1	5	0	0	0	0	0
18	FWD	Jermain Defoe	3	2	207	2	0	14	6	3	3	5	0	2	0	0
25	DEF	Jeremy Hall	5	4	367	2	0	2	2	5	8	0	0	0	0	0
14	FWD	Danny Koevermans	2	1	102	2	0	4	3	2	3	0	0	0	0	0
21	MID	Jonathan Osorio	7	5	478	1	2	3	1	5	3	0	2	0	0	0
7	FWD	Joao Plata	2	2	179	1	1	2	2	1	4	0	0	0	0	0
16	DEF	Marvell Wynne	6	6	540	1	1	2	2	3	7	1	0	0	0	0
93	FWD	Jeff Cunningham	1	1	90	1	0	2	1	0	2	1	0	0	0	0
29	FWD	Maicon Santos	2	1	92	1	0	2	1	4	0	2	0	1	0	0
23	MID	Terry Dunfield	3	3	270	1	0	4	2	2	4	0	0	1	0	0
8	MID	Dan Gargan	4	3	271	1	0	1	1	3	2	0	0	1	0	0
	FWD	Gilberto	2	1	73	1	0	2	1	2	1	0	0	0	0	0
	MID	Andy Welsh	1	1	83	1	0	1	1	0	1	0	0	0	0	0
21	MID	Nick LaBrocca	2	2	161	0	2	0	0	0	1	0	4	0	0	0
8	MID	Eric Avila	2	1	121	0	1	2	0	3	0	0	0	0	0	0
6	MID	Julian de Guzman	4	4	324	0	1	6	2	3	6	0	0	0	1	0
9	FWD	Danny Dichio	4	2	198	0	1	3	0	6	6	3	0	0	0	0
10	FWD	Sebastian Giovinco	2	2	180	0	1	12	1	1	6	3	13	0	0	0
7	FWD	Fuad Ibrahim	3	0	46	0	1	1	0	0	1	0	4	0	0	0
11	DEF	Jackson	3	3	240	0	1	7	3	4	5	0	0	0	0	0
9	FWD	Ryan Johnson	3	3	270	0	1	1	1	3	2	3	0	0	0	0
27	FWD	Luke Moore	4	3	251	0	1	12	5	1	10	0	0	0	0	0
2	DEF	Justin Morrow	5	5	400	0	1	2	1	0	2	0	0	0	0	0



TORONTO FC CAREER STATISTICS VS. HOUSTON DYNAMO (4-6-10)

UNF	POS	PLAYER	GP	GS	MIN	G	A	SH	SOG	FC	FS	OFF	CK	C	E	CP
7	MID	Ronnie O'Brien	2	2	163	0	1	3	1	1	1	0	2	0	0	0
48	DEF	Darren O'Dea	3	3	270	0	1	0	0	0	1	0	0	0	0	0
18	FWD	Nick Soolsma	2	1	111	0	1	2	0	0	1	0	0	0	0	0
6	DEF	Gale Agbassoumonde	1	1	90	0	0	0	0	1	0	0	0	0	0	0
18	FWD	Quincy Arriqwa	2	2	151	0	0	0	0	3	2	1	0	0	0	0
3	DEF	Nana Attakora	3	3	270	0	0	1	0	2	2	0	0	1	0	0
19	FWD	Chad Barrett	5	5	361	0	0	13	4	5	2	1	0	1	0	0
8	MID	Kyle Bekker	1	1	65	0	0	2	1	1	0	0	0	0	0	0
12	GK	Joseph Bendik	5	5	450	0	0	0	0	0	0	0	0	0	0	0
28	DEF	Mark Bloom	3	3	196	0	0	2	0	3	2	0	0	0	0	0
25	GK	Alex Bono	1	1	90	0	0	0	0	0	0	0	0	0	0	0
25	MID	Danleigh Borman	1	1	59	0	0	0	0	0	1	0	0	0	0	0
2	DEF	Andrew Boyens	2	2	180	0	0	0	0	2	2	0	0	0	0	0
4	MID	Michael Bradley	4	4	360	0	0	12	1	6	2	0	9	2	0	0
17	FWD	Justin Braun	1	1	90	0	0	2	1	1	1	0	0	0	0	0
3	DEF	Adam Braz	1	0	7	0	0	0	0	0	0	0	0	0	0	0
11	MID	Jim Brennan	6	6	540	0	0	0	0	5	2	0	0	2	0	0
22	F/M	Jeremy Brockie	1	0	31	0	0	1	1	2	1	2	0	0	0	0
12	FWD	Edson Buddle	1	1	90	0	0	2	1	3	0	0	0	0	0	0
13	DEF	Steven Caldwell	3	3	249	0	0	2	0	4	2	0	0	0	0	0
12	DEF	Adrian Cann	4	3	271	0	0	0	0	4	3	0	0	0	0	0
14	MID	Jay Chapman	1	0	74	0	0	1	0	3	1	0	0	0	0	0
8	MID	Benoit Cheyrou	1	1	90	0	0	3	0	1	0	0	0	1	0	0
15	MID	Bobby Conway	1	1	80	0	0	2	0	1	1	0	4	0	0	0
2	MID	Sam Cronin	1	1	90	0	0	0	0	0	0	0	0	0	0	0
18	MID	Marky Delgado	1	1	90	0	0	0	0	0	0	1	1	0	0	0
18	GK	Srdjan Djekanovic	1	1	90	0	0	0	0	0	0	0	0	0	0	0
12	DEF	Todd Dunivant	2	2	135	0	0	0	0	0	0	0	1	0	0	0
10	FWD	Robert Earnshaw	2	2	163	0	0	9	1	4	3	4	0	0	0	0
27	DEF	Richard Eckersley	5	5	450	0	0	1	0	11	5	0	3	0	0	0
6	MID	Maurice Edu	2	2	132	0	0	1	0	6	1	0	0	0	1	0
2	DEF	Logan Emory	3	3	240	0	0	1	0	4	2	0	0	0	0	0
31	FWD	Hogan Ephraim	1	1	90	0	0	1	1	0	1	0	0	0	0	0
10	FWD	Alecko Eskandarian	1	1	65	0	0	1	1	3	3	0	0	1	0	0
55	FWD	Robbie Findley	1	1	58	0	0	0	0	0	0	0	0	0	0	0
2	D/M	Hunter Freeman	1	1	90	0	0	1	0	1	2	0	0	0	0	0
24	GK	Stefan Frei	6	6	540	0	0	0	0	0	1	0	0	0	0	0
22	MID	Torsten Frings	2	2	180	0	0	3	1	3	2	0	11	1	0	0
27	D/M	Gabe Gala	1	0	19	0	0	0	0	1	0	0	0	0	0	0
4	DEF	Nick Garcia	2	2	170	0	0	0	0	4	2	0	0	2	0	0
26	DEF	Matt Gold	1	0	14	0	0	0	0	0	0	0	0	0	0	0
8	DEF	Kevin Goldthwaite	1	1	90	0	0	0	0	1	2	0	0	0	0	0
21	FWD	Alan Gordon	1	1	90	0	0	1	0	5	1	0	0	1	0	0
20	MID	Amado Guevara	3	3	270	0	0	8	2	6	2	0	14	1	0	0
6	DEF	Nick Haggblom	4	4	360	0	0	2	1	3	2	0	0	0	0	0
41	GK	Freddy Hall	1	1	90	0	0	0	0	0	0	0	0	0	0	0
20	DEF	Ty Harden	2	2	180	0	0	0	0	2	1	0	0	0	0	0
5	DEF	Kevin Harmse	3	2	205	0	0	0	0	2	1	0	0	0	0	0
15	DEF	Donell Henry	6	5	444	0	0	4	1	6	4	0	2	0	0	0
3	DEF	Julius James	1	1	90	0	0	0	0	1	1	0	0	0	0	0
30	GK	Milos Kocic	2	2	180	0	0	0	0	0	1	0	0	0	0	0
1	GK	Chris Konopka	1	1	90	0	0	1	1	0	0	0	0	0	0	0
20	MID	Matias Laba	1	1	90	0	0	0	0	1	0	0	0	0	0	0
19	NON	Reggie Lambe	3	2	189	0	0	1	0	3	7	0	0	1	0	0
19		Andrea Lombardo	2	0	59	0	0	1	1	3	4	0	0	0	0	0
19	MID	Daniel Lovitz	3	0	53	0	0	0	0	1	1	1	0	1	0	0
14	FWD	Tyrone Marshall	3	2	225	0	0	0	0	2	5	0	0	1	0	0
33	FWD	Javier Martina	1	1	90	0	0	0	0	0	0	0	0	0	0	0
21	DEF	Aaron Maund	2	1	97	0	0	1	0	0	0	0	0	0	0	0
3	DEF	Drew Moor	1	1	90	0	0	2	1	0	0	0	0	0	0	0
5	DEF	Ashtone Morgan	5	3	341	0	0	2	0	4	1	0	0	1	0	0
15	MID	Joseph Nane	1	1	45	0	0	0	0	2	1	0	0	0	0	0
16	DEF	Bradley Orr	2	1	111	0	0	1	0	0	0	0	0	0	0	0
24	DEF	Damien Perquis	1	1	89	0	0	0	0	0	0	0	0	0	0	0
23	FWD	Jacob Peterson	4	3	204	0	0	4	1	0	2	0	3	0	0	0
13	D/M	Chris Pozniak	2	0	63	0	0	0	0	2	2	0	0	1	0	0
33	M/F	Ryan Richter	2	2	180	0	0	2	0	5	2	0	0	0	0	0
10	MID	Rohan Ricketts	3	2	155	0	0	0	0	1	2	0	0	0	0	0
87	FWD	Tosaint Ricketts	1	0	19	0	0	2	1	0	0	0	0	0	0	0
32	MID	Laurent Robert	1	0	45	0	0	2	1	0	1	0	1	0	0	0
33	MID	Carl Robinson	6	6	515	0	0	0	0	12	9	0	1	2	0	0
16	MID	Darel Russell	1	0	10	0	0	0	0	0	1	0	0	0	0	0
21	FWD	Collin Samuel	1	1	56	0	0	1	1	2	2	0	0	0	0	0
22	DEF	Amadou Sanyang	1	1	90	0	0	0	0	3	1	0	0	1	1	0
25	MID	Martin Saric	1	0	45	0	0	0	0	2	1	0	0	0	0	0
15	DEF	Adrian Serieux	2	2	126	0	0	0	0	4	1	0	0	1	0	0
11	MID	Luis Silva	4	4	313	0	0	11	4	1	2	0	9	0	0	0
23	FWD	Jarrod Smith	2	1	104	0	0	1	1	0	0	0	0	0	0	0
13	FWD	Johann Smith	1	0	34	0	0	1	1	0	1	0	0	0	0	0
10	MID	Alen Stevanovic	1	1	75	0	0	3	0	0	0	0	0	0	0	0
1	GK	Greg Sutton	3	3	270	0	0	0	0	0	2	0	0	0	0	0
22	MID	Tony Tchan	2	2	180	0	0	1	0	1	1	0	0	0	0	0
33	DEF	Maksim Usanov	1	1	90	0	0	0	0	1	0	0	0	0	0	0
4	DEF	Marco Vero	3	2	91	0	0	1	0	1	1	0	0	0	0	0
8	FWD	Pablo Viti	2	1	134	0	0	4	1	0	1	0	0	1	0	0
26	MID	Collen Warner	3	2	200	0	0	1	0	2	8	0	8	0	0	0
17	FWD	O'Brian White	2	0	64	0	0	1	0	2	0	0	1	0	0	0
32	FWD	Andrew Wiedeman	3	1	91	0	0	1	0	0	2	1	0	0	0	0
31	DEF	Dicoy Williams	2	1	91	0	0	0	0	3	0	0	0	1	0	0
23	DEF	Josh Williams	1	1	90	0	0	0	0	2	0	0	0	0	0	0
19	DEF	Mikael Yourassowsky	2	2	180	0	0	1	0	2	2	0	1	1	0	0
28	MID	Gianluca Zavarise	1	0	31	0	0	0	0	0	1	0	0	0	0	0
Team totals			20	20	1800	22	19	239	88	233	227	34	88	38	3	0
Opponent totals			20	20	1800	28	32	267	105	227	233	54	110	21	4	0

GAME-WINNING GOALS: Andy Welsh 1, Maicon Santos 1, Dwayne De Rosario 1, Jermain Defoe 1

GAME-WINNING ASSISTS: Nick Soolsma 1, Joao Plata 1, Jonathan Osorio 1, Ronnie O'Brien 1, Nick LaBrocca 1, Jackson 1

PENALTY KICK GOALS/ATTEMPTS: Joao Plata 1-1, Jermain Defoe 0-1, Michael Bradley 0-1



LA GALAXY

FRONT OFFICE ADDRESS

Los Angeles Galaxy
StubHub Center
18400 Avalon Blvd. Suite 200
Carson, CA 90746
(310) 630-2200
<http://www.lagalaxy.com>

TEAM INFORMATION

Head Coach: Curt Onalfo
Technical Director: Jovan Kirovski
Director of Sports Science Department: Ivan Pierra
Strength and Conditioning Coach: Daniel Guzman
Equipment Manager: Raul Vargas

STADIUM INFORMATION

StubHub Center
18400 Avalon Blvd.
Carson, CA
Capacity: 27,000
Dimensions: 120 x 75 yards
Press Box Number: (310) 630-2288
Team Colours: White, Blue, Yellow

TRAINING FACILITIES

StubHub Center
18400 Avalon Blvd.
Carson, CA 90746

PR DIRECTORY

Brendan Hannan | @BrendanHannan
Vice President of Marketing, Communications and Digital
O: 310-630-2245
C: 720-937-8962
bhannan@lagalaxy.com

Chris Glidden | @cwglidden
Communications Manager
O: 310-630-4623
C: 561-459-0025
cglidden@lagalaxy.com

Vicky Mercado
Communications Manager
O: 310-630-2215
C: 310-995-8561
vmercado@lagalaxy.com

SOCIAL MEDIA DIRECTORY

Facebook: LAGalaxy
Twitter: @lagalaxy
Twitter hashtag: #lagalaxy
Flickr: TheLAGalaxy
YouTube: LAGalaxy
Instagram: LAGalaxy
Pinterest: LAGalaxy

TORONTO FC CAREER STATISTICS VS. LA GALAXY (3-6-6)

UNF	POS	GOALKEEPER	GP	GS	MIN	SHTS	SV	GA	GAA	PG	PA	W	L	T	SO	O'TIME
18	GK	Brian Edwards	1	1	90	1	1	0	0	0	1	0	0	1	0	0-0-0
1	GK	Clint Irwin	1	1	90	2	2	0	0	0	1	0	0	1	0	0-0-0
24	GK	Stefan Frei	6	6	540	26	20	6	1	0	0	2	4	3	0	0-0-0
39	GK	Kenny Stamatopoulos	2	2	180	7	5	2	1	1	1	0	1	1	0	0-0-0
1	GK	Greg Sutton	1	1	90	6	4	2	2	1	1	1	0	0	0	0-0-0
12	GK	Joseph Bendik	2	2	180	12	7	5	2.5	0	0	0	1	1	0	0-0-0
41	GK	Freddy Hall	1	1	90	10	6	4	4	0	0	0	1	0	0	0-0-0
1	GK	Chris Konopka	1	1	90	7	3	4	4	1	1	0	1	0	0	0-0-0
Team totals			15	15	1350	71	48	23	1.53	3	3	3	6	6	6	0-0-0
Opponent totals			15	15	1350	62	48	14	0.93	0	0	6	3	6	7	0-0-0

TORONTO FC CAREER STATISTICS VS. LA GALAXY (3-6-6)

UNF	POS	PLAYER	GP	GS	MIN	G	A	SHT	SOG	FC	FS	OFF	CK	C	E	CP
93	FWD	Jeff Cunningham	3	2	205	2	0	5	3	1	2	13	0	1	0	0
9	FWD	Danny Dichio	2	2	155	2	0	5	4	3	4	2	0	0	0	0
21	FWD	Alan Gordon	1	0	47	2	0	3	2	4	2	1	0	1	0	0
11	MID	Luis Silva	2	1	108	1	2	2	2	0	1	0	0	0	0	0
23	MID	Terry Dunfield	2	2	154	1	0	1	1	5	1	0	0	0	0	0
10	FWD	Robert Earnshaw	1	1	90	1	0	2	1	0	0	1	0	0	0	0
3	DEF	Julius James	1	0	75	1	0	2	1	1	0	0	0	0	0	0
3	DEF	Drew Moor	1	1	90	1	0	2	1	1	1	0	0	0	0	0
21	MID	Jonathan Osorio	3	2	206	1	0	2	1	3	3	0	0	1	0	0
21	FWD	Collin Samuel	2	2	171	1	0	9	7	3	3	0	0	0	0	0
23	FWD	Jarrod Smith	2	2	160	1	0	2	1	5	2	0	0	0	0	0
8	MID	Eric Avila	1	0	30	0	1	1	0	1	0	0	0	0	0	0
25	MID	Danleigh Borman	2	2	180	0	1	1	0	1	1	0	0	1	0	0
8	MID	Benoit Cheyrou	2	2	180	0	1	5	1	0	2	0	6	0	0	0
20	MID	Amado Guevara	2	2	180	0	1	2	0	2	2	0	6	1	0	0
13	D/M	Chris Pozniak	2	2	180	0	1	2	1	3	2	0	0	0	0	0
10	MID	Rohan Ricketts	2	1	124	0	1	3	2	2	5	0	1	0	0	0
32	MID	Laurent Robert	1	1	89	0	1	3	1	0	0	0	3	0	0	0
15	FWD	Erik Zavaleta	2	2	180	0	1	2	0	1	0	0	0	1	0	0
18	FWD	Quincy Amarikwa	1	0	45	0	0	0	0	2	0	0	0	0	0	0
3	DEF	Nana Attakora	4	3	273	0	0	0	0	7	2	0	0	0	0	0
11	FWD	Mo Babouli	1	0	23	0	0	0	0	0	0	0	0	0	0	0
19	FWD	Chad Barrett	4	3	271	0	0	3	2	2	6	0	0	0	0	0
33	DEF	Steven Berthiaour	1	1	90	0	0	0	0	1	1	0	0	0	0	0
8	MID	Kyle Bekker	1	1	80	0	0	1	0	0	0	0	0	0	0	0
12	GK	Joseph Bendik	2	2	180	0	0	0	0	0	0	0	0	0	0	0



TORONTO FC CAREER STATISTICS VS. LA GALAXY (3-6-6)

UNF	POS	PLAYER	GP	GS	MIN	G	A	SHT	SOG	FC	FS	OFF	CK	C	E	CP
7	MID	John Bostock	1	1	90	0	0	1	1	0	1	0	1	0	0	0
4	MID	Michael Bradley	1	1	90	0	0	2	1	0	2	0	5	0	0	0
3	DEF	Adam Braz	2	2	180	0	0	1	0	2	0	0	0	1	0	0
11	MID	Jim Brennan	5	5	416	0	0	5	2	3	1	0	0	0	0	0
13	DEF	Steven Caldwell	1	1	90	0	0	0	0	0	0	0	0	0	0	0
3	DEF	Danny Califf	1	1	90	0	0	0	0	1	2	0	0	1	0	0
23	MID	Miguel Canizalez	1	0	23	0	0	0	0	0	0	0	0	0	0	0
12	DEF	Adrian Cann	3	3	270	0	0	0	0	2	2	0	0	0	0	0
14	MID	Jay Chapman	1	1	70	0	0	0	0	1	0	0	0	0	0	0
16	MID	Oscar Cordon	1	0	11	0	0	0	0	0	0	0	0	0	0	0
3	MID	Warren Creavalle	2	2	160	0	0	0	0	2	2	1	0	0	0	0
2	MID	Sam Cronin	3	3	259	0	0	1	0	0	0	0	0	0	0	0
6	MID	Julian de Guzman	3	2	186	0	0	1	0	4	8	0	0	1	0	0
14	FWD	Dwayne De Rosario	5	4	355	0	0	11	5	5	2	11	6	0	0	0
18	FWD	Jermain Defoe	1	0	30	0	0	3	0	0	1	0	0	0	0	0
18	MID	Marky Delgado	2	2	171	0	0	3	1	3	0	0	0	1	0	0
29	FWD	Maicon Santos	1	1	90	0	0	8	1	1	0	0	0	0	0	0
12	DEF	Todd Dunivant	4	3	287	0	0	2	1	2	2	1	4	0	0	0
27	DEF	Richard Eckersley	3	3	225	0	0	0	0	3	3	0	1	0	0	0
6	MID	Maurice Edu	3	3	270	0	0	3	1	10	9	0	0	2	0	0
18	GK	Brian Edwards	1	1	90	0	0	0	0	0	0	0	0	0	0	0
2	DEF	Logan Emory	1	1	68	0	0	0	0	1	1	0	0	0	0	0
9	MID	Tsubasa Endoh	1	1	66	0	0	0	0	1	0	0	2	0	0	0
31	FWD	Hogan Ehrhaim	1	1	72	0	0	1	0	1	0	1	0	0	0	0
5	DEF	Lesly Fellingaa	1	0	15	0	0	0	0	1	0	0	0	0	0	0
55	FWD	Robbie Findley	1	1	86	0	0	1	0	1	3	1	0	0	0	0
24	GK	Stefan Frei	6	6	540	0	0	0	0	0	2	1	0	0	0	0
27	D/M	Gabe Gala	3	1	106	0	0	1	0	2	0	0	2	0	0	0
4	DEF	Nick Garcia	2	2	180	0	0	0	0	3	5	0	0	1	0	0
8	MID	Dan Gargan	2	2	180	0	0	0	0	1	0	0	0	0	0	0
10	FWD	Ali Gerba	1	1	71	0	0	2	1	0	2	2	0	0	0	0
10	FWD	Sebastian Giovinco	2	2	180	0	0	13	6	1	5	3	7	0	0	0
32	DEF	Emmanuel Gomez	1	0	4	0	0	0	0	0	0	0	0	0	0	0
6	DEF	Nick Hagglund	2	1	99	0	0	0	0	1	1	0	0	0	0	0
41	GK	Freddy Hall	1	1	90	0	0	0	0	0	1	0	0	0	0	0
25	DEF	Jeremy Hall	2	2	180	0	0	0	0	2	1	0	0	0	0	0
22	FWD	Jordan Hamilton	2	1	71	0	0	0	0	0	2	1	0	0	0	0
20	DEF	Ty Harden	2	2	180	0	0	1	0	0	0	0	0	0	0	0
5	DEF	Kevin Harmse	2	2	180	0	0	2	0	2	1	0	0	2	0	0
24	MID	Tyler Hemming	1	1	90	0	0	0	0	0	1	0	0	0	0	0
15	DEF	Donell Henry	1	1	90	0	0	0	0	1	1	0	1	1	0	0
34	DEF	Raivis Hiscanovics	1	1	90	0	0	0	0	2	0	0	0	0	0	0
1	GK	Clint Irwin	1	1	90	0	0	0	0	0	0	0	0	0	0	0
11	DEF	Jackson	1	0	20	0	0	0	0	1	3	0	0	0	0	0
9	FWD	Ryan Johnson	1	1	90	0	0	0	0	1	4	1	0	1	0	0
7	MID	Will Johnson	1	0	24	0	0	0	0	0	0	0	0	0	0	0
1	GK	Chris Konopka	1	1	90	0	0	0	0	0	0	0	0	0	0	0
21	MID	Nick LaBrocca	2	2	153	0	0	4	0	0	1	0	3	0	0	0
19	NON	Reggie Lambe	2	1	112	0	0	1	0	4	2	0	0	0	0	0
19	MID	Andrea Lombardo	1	1	90	0	0	3	1	1	2	3	0	0	0	0
19	MID	Daniel Lovitz	2	1	80	0	0	0	0	1	5	1	0	0	0	0
14	FWD	Tyrone Marshall	3	3	270	0	0	3	0	2	3	0	0	0	0	0
33	FWD	Javier Martina	2	1	86	0	0	1	1	2	0	0	0	1	0	0
21	DEF	Aaron Maund	1	1	90	0	0	0	0	1	0	0	0	0	0	0
27	FWD	Luke Moore	1	1	75	0	0	5	1	2	0	0	0	0	0	0
5	DEF	Ashtone Morgan	1	1	90	0	0	0	0	1	1	0	0	1	0	0
2	DEF	Justin Morrow	3	3	270	0	0	0	0	1	3	2	0	0	0	0
15	MID	Joseph Nane	1	0	12	0	0	0	0	0	1	0	0	0	0	0
48	DEF	Darren O'Dea	2	2	180	0	0	0	0	2	4	0	0	1	0	0
23	FWD	Dominic Oduro	1	1	90	0	0	1	0	2	1	0	0	0	0	0
24	DEF	Damien Perquis	1	1	90	0	0	0	0	0	0	0	0	0	0	0
23	FWD	Jacob Peterson	4	3	231	0	0	0	0	3	1	0	4	0	0	0
7	FWD	Joao Plata	2	0	61	0	0	2	1	0	2	0	0	0	0	0
4	DEF	Marco Reda	2	2	144	0	0	1	0	4	3	0	0	0	1	0
33	MID	Carl Robinson	3	3	270	0	0	2	1	2	1	0	10	1	0	0
15	MID	Tyler Rosenlund	1	0	1	0	0	0	0	1	0	0	0	0	0	0
16	MID	Darel Russell	1	1	90	0	0	1	1	1	0	0	0	0	0	0
22	DEF	Amadou Sanyang	2	2	180	0	0	0	0	0	1	0	0	0	0	0
25	MID	Martin Saric	2	2	149	0	0	2	0	0	1	0	0	0	0	0
15	DEF	Adrian Serio	1	1	90	0	0	0	0	1	0	0	0	0	0	0
13	FWD	Johann Smith	1	0	8	0	0	0	0	0	0	0	0	0	0	0
18	FWD	Nick Soolsma	1	1	89	0	0	2	1	0	1	0	0	0	0	0
39	GK	Kenny Stamatopoulos	2	2	180	0	0	0	0	0	0	0	0	0	0	0
10	MID	Alen Stevanovic	1	1	90	0	0	0	0	4	1	0	0	1	0	0
11	D/M	Nathan Sturgis	1	1	90	0	0	0	0	1	0	0	1	0	0	0
1	GK	Greg Sutton	1	1	90	0	0	0	0	0	0	0	0	0	0	0
22	MID	Tony Tchani	2	2	124	0	0	1	0	3	3	0	0	0	0	0
28	DEF	Olivier Tebily	1	1	15	0	0	0	0	0	0	0	0	0	0	0
33	DEF	Maksim Usanov	1	1	90	0	0	0	0	3	0	0	0	1	1	0
4	DEF	Marco Velez	3	3	270	0	0	1	1	6	6	0	0	0	0	0
8	FWD	Pablo Vitti	2	1	93	0	0	2	1	0	2	0	1	0	0	0
26	MID	Collen Warner	2	1	100	0	0	1	0	2	3	0	0	1	0	0
7	MID	Andy Welsh	1	0	9	0	0	1	1	0	0	0	1	0	0	0
17	FWD	O'Brian White	2	1	73	0	0	1	0	1	1	1	0	0	0	0
32	MID	Andrew Whiedman	1	1	60	0	0	1	0	1	0	0	0	0	0	0
16	DEF	Marvell Wynne	4	4	360	0	0	0	0	0	3	2	0	0	0	0
19	DEF	Mikael Yourascowsky	2	1	115	0	0	2	1	2	2	2	0	0	0	0
28	MID	Gianluca Zavarise	1	1	79	0	0	1	1	0	4	2	0	0	0	0
Team totals			15	15	1350	14	10	159	62	163	172	58	66	24	2	0
Opponent totals			15	15	1350	23	23	177	71	172	163	43	62	19	1	0

GAME-WINNING GOALS: Drew Moor 1, Julius James 1, Jeff Cunningham 1 GAME-WINNING ASSISTS: Eriq Zavaleta 1, Laurent Robert 1, Rohan Ricketts 1, Benoit Cheyrou 1 PENALTY KICK GOALS/ATTEMPTS: None



MINNESOTA UNITED FC

FRONT OFFICE ADDRESS

Minnesota United FC
4150 Olson Memorial Highway, Suite 300
Golden Valley, MN 55422
Phone: (763) 476.2237
Fax: (763) 331.8788
info@mnnitedfc.com
http://www.mnufc.com

TEAM INFORMATION

Owner: Dr. Bill McGuire
President: Nicholas Rogers
Sporting Director: Manny Lagos
Director of Player Personnel: Amos Magee
Head Coach: Adrian Heath
Equipment Manager: Ryan Natusch

STADIUM INFORMATION

Minnesota United FC Stadium
(Set to open following year)
St. Paul, Minnesota
Capacity: 19,916
Dimensions: N/A
Surface: Grass
Team Colours: Sky Blue, Black, Grey

TCF Bank Stadium
420 SE 23rd Ave.
Minneapolis, MN
Dimensions: 120 x 68 yards
Surface: Grass

TRAINING FACILITY

National Sports Center
1700 105th Ave. NE
Minneapolis, MN 55449

PR DIRECTORY

Eric Durkee | @durkee
Director, Public Relations
C: 651-270-8755
eric.d@mnnitedfc.com

SOCIAL MEDIA DIRECTORY

Facebook: Minnesota United FC
Twitter: @MNUnitedFC
Instagram: mnnitedfc
YouTube: Minnesota United FC
Google+: + Minnesota United FC





MONTREAL IMPACT

FRONT OFFICE ADDRESS

Montreal Impact
4750 Sherbrooke East Street
Montreal, QC, Canada H1V 3S8
Office: 514.328.3668 Fax: 514.328.1287
Email: info@impactmontreal.com
www.impactmontreal.com

TEAM INFORMATION

President of Impact & Saputo Stadium: Joey Saputo
 Vice-President, Soccer Administration: Arshagouni Betting
 Head Coach & Director of Player Personnel: Mauro Biello
 Assistant Coach: Jason Di Tullio
 Assistant Coach: Wilfried Nancy
 Goalkeeper Coach: Yousef Dahha
 Fitness Coach: Yannick Girard
 Equipment Manager: Ado Ricciuti
 Manager, Team Operations: Daniel Pozzi
 Technical Director: Adam Braz

STADIUM INFORMATION

Saputo Stadium
 4750 Sherbrooke Street E
 Montreal, QC Canada H1V 3S8
 Capacity: 20,801
 Dimensions: 120 x 77 yards
 Surface: Grass
 Team Colours: Blue, White, Black

Stade Olympique
 4545 Pierre-de-Coubertin Ave.
 Montreal, QC, Canada H1V 3N7
 Capacity: 61,004
 Dimensions: 120 x 77 yards
 Surface: Xtreme Turf

TRAINING FACILITIES

Primary: Complexe sportif Claude-Robillard
 1000, Émile-Journault Street
 Montreal, QC, Canada H2M 2E7

Secondary / Winter: Complexe sportif Marie-Victorin
 7000 Maurice-Duplessis Blvd.
 Montreal, QC, Canada H1G 0A1

PR DIRECTORY

Patrick Vallee I @PatValleeMTL
 Director, Communications & Digital
 O: 514-328-3668, Ext. 227
 C: 514-919-0539
Patrick.Vallee@impactmontreal.com

Eric Forest I @ericforest
 Manager, Media Relations
 O: 514-328-3668 Ext. 267
 C: 514-799-2817
eric.forest@impactmontreal.com

Raphael Larocque-Cyr I @RaphLCyr
 Coordinator, Communications
 FC Montreal & Academy
 O: 514-328-3668 Ext. 257
 C: 514-561-6244
raphael.larocque-cyr@impactmontreal.com

SOCIAL MEDIA DIRECTORY

Facebook: [impactmontreal](https://www.facebook.com/impactmontreal)
 Twitter: @impactmontreal
 Twitter hashtag: #imfc
 In-Game Hashtag: #imfcLive
 YouTube: [impactmontreal](https://www.youtube.com/impactmontreal)
 Instagram: [impactmontreal](https://www.instagram.com/impactmontreal)
 Pinterest: [impactmontreal](https://www.pinterest.com/impactmontreal)
 Google+: [+impactmontreal](https://plus.google.com/impactmontreal)

ONTARIO FC CAREER STATISTICS VS. MONTREAL IMPACT (6-4-4)

UNF	POS	GOALKEEPER	GP	GS	MIN	SHTS	SV	GA	GAA	PG	PA	W	L	T	SO	O'TIME
41	GK	Freddy Hall	1	1	90	5	5	0	0	0	0	0	0	1	1	0-0-0
25	GK	Alex Bono	1	1	90	3	2	1	1	0	0	0	1	0	0	0-0-0
1	GK	Clint Irwin	2	2	180	7	5	2	1	1	1	1	0	1	1	0-0-0
30	GK	Milos Kocic	2	2	180	9	7	2	1	0	0	1	1	0	1	0-0-0
12	GK	Joseph Bendik	5	5	450	23	17	6	1.2	1	1	2	1	2	2	0-0-0
1	GK	Chris Konopka	3	3	270	18	14	4	1.33	0	2	1	0	0	0	0-0-0

Team totals			14	14	1260	65	50	15	1.07	2	2	6	4	4	5	0-0-0
Opponent totals			14	14	1260	75	49	22	1.57	3	3	4	6	4	2	0-0-0

TORONTO FC CAREER STATISTICS VS. MONTREAL IMPACT (6-4-4)

UNF	POS	PLAYER	GP	GS	MIN	G	A	SHT	SOG	FC	FS	OFF	CK	C	E	CP
17	FWD	Jozy Altidore	6	5	483	4	1	11	4	9	10	2	0	0	0	0
10	FWD	Sebastian Giovinco	6	6	475	3	4	38	14	3	12	8	17	1	0	0
4	MID	Michael Bradley	7	7	630	2	2	14	6	3	6	0	17	1	0	0
10	FWD	Robert Earnshaw	2	2	179	2	0	7	5	0	3	2	0	1	0	0
14	FWD	Danny Koevermans	3	2	186	2	0	8	5	3	0	3	0	0	0	0
22	F/M	Jeremy Brockie	1	1	90	1	1	4	2	2	2	1	0	0	0	0
9	FWD	Ryan Johnson	2	2	180	1	1	5	2	0	6	1	0	0	0	0
13	DEF	Steven Caldwell	3	3	270	1	0	5	3	7	0	0	0	0	0	0
3	MID	Warren Creavalle	3	3	237	1	0	1	1	1	1	0	0	0	0	0
22	MID	Torsten Frings	1	1	90	1	0	1	1	0	1	0	3	0	0	0
	FWD	Gilberto	2	2	179	1	0	9	4	4	5	1	0	0	0	0
27	FWD	Luke Moore	3	2	183	1	0	5	2	3	4	3	0	0	0	0
48	DEF	Darren O'Dea	2	2	180	1	0	5	1	1	0	0	0	0	0	0
87	FWD	Tosaint Ricketts	2	0	31	1	0	2	1	0	0	0	0	0	0	0
21	MID	Jonathan Osorio	10	9	805	0	2	12	4	10	8	2	7	1	1	0
15	MID	Bobby Conway	2	2	180	0	1	2	0	2	4	0	4	1	0	0
7	MID	Will Johnson	2	2	180	0	1	3	1	3	2	0	0	0	0	0
19	NON	Reggie Lambe	5	3	300	0	1	4	2	3	4	1	0	0	0	0
5	DEF	Ashtone Morgan	6	5	470	0	1	2	1	8	4	0	1	0	0	0
2	DEF	Justin Morrow	8	8	720	0	1	3	1	9	12	1	0	1	0	0
23	FWD	Dominic Odoro	2	1	84	0	1	1	1	1	5	0	0	0	0	0
11	MID	Luis Silva	3	2	203	0	1	4	1	5	5	1	2	0	0	0
18	FWD	Nick Soolsma	2	1	117	0	1	1	0	2	4	0	0	0	0	0
6	DEF	Gale Agbossoumonde	2	1	91	0	0	0	0	4	0	0	0	1	0	0
8	MID	Eric Avila	2	2	162	0	0	1	1	1	4	0	2	0	0	0
11	FWD	Mo Babouli	1	0	1	0	0	0	0	0	0	0	0	0	0	0
33	DEF	Steven Beitashour	3	3	256	0	0	0	0	3	3	0	0	1	0	0
8	MID	Kyle Bekker	4	1	148	0	0	4	1	3	0	1	3	0	0	0
12	GK	Joseph Bendik	5	5	450	0	0	0	0	0	0	0	0	1	0	0
28	DEF	Mark Bloom	2	2	170	0	0	0	0	1	0	0	0	0	0	0
25	GK	Alex Bono	1	1	90	0	0	0	0	0	0	0	0	0	0	0
7	MID	John Bostock	1	1	90	0	0	2	0	1	0	0	2	0	0	0
17	FWD	Justin Braun	2	0	21	0	0	0	0	4	2	0	0	0	0	0
3	DEF	Danny Califf	1	1	84	0	0	1	0	0	0	0	0	0	0	0
12	DEF	Adrian Cann	1	0	59	0	0	1	1	0	1	0	0	0	0	0
14	MID	Jay Chapman	1	0	12	0	0	0	0	1	0	0	0	0	0	0
8	MID	Benoit Cheyrou	3	2	123	0	0	3	1	2	0	0	0	0	0	0
31	MID	Armando Cooper	1	1	90	0	0	2	0	5	7	0	0	0	0	0
6	MID	Julian de Guzman	2	2	147	0	0	2	0	4	0	0	0	1	0	0
14	FWD	Dwayne De Rosario	1	0	33	0	0	2	0	0	1	0	0	1	0	0
18	MID	Marky Delgado	5	5	406	0	0	1	0	7	1	0	0	1	0	0
7	FWD	Bright Dike	1	1	84	0	0	0	0	3	0	0	0	0	0	0
23	MID	Terry Dunfield	4	4	360	0	0	5	1	10	7	0	4	1	0	0
27	DEF	Richard Eckersley	4	4	322	0	0	1	0	7	6	1	0	3	0	0
2	DEF	Logan Emory	3	3	186	0	0	3	1	1	1	0	0	0	1	0
9	MID	Tsubasa Endoh	2	0	30	0	0	4	1	0	1	0	3	0	0	0
31	FWD	Hogan Ephraim	1	1	90	0	0	1	0	1	1	1	2	0	0	0
55	FWD	Robbie Findley	3	1	139	0	0	1	1	2	6	0	0	0	0	0
16	FWD	Herculez Gomez	1	0	14	0	0	0	0	0	0	0	1	0	0	0
6	DEF	Nick Hagglund	1	1	90	0	0	1	1	0	0	0	0	0	0	0
41	GK	Freddy Hall	1	1	90	0	0	0	0	0	0	0	0	0	0	0
25	DEF	Jeremy Hall	5	3	225	0	0	0	0	4	2	0	0	1	0	0
20	DEF	Ty Harden	1	1	90	0	0	0	0	1	1	0	0	1	0	0
29	FWD	Eric Hassli	1	1	81	0	0	3	2	3	2	3	0	0	0	0
15	DEF	Doneil Henry	5	3	341	0	0	0	0	8	0	0	0	0	0	0
1	GK	Clint Irwin	2	2	180	0	0	0	0	0	0	0	0	0	0	0
11	DEF	Jackson	4	2	198	0	0	6	0	6	4	0	1	2	0	0
41	NON	Ahmed Kantari	2	2	180	0	0	0	0	3	1	0	0	0	0	0
30	GK	Milos Kocic	2	2	180	0	0	0	0	0	1	0	0	0	0	0
1	GK	Chris Konopka	3	3	270	0	0	0	0	0	0	0	0	0	0	0
20	MID	Matias Laba	1	1	90	0	0	0	0	1	2	0	0	0	0	0
19	MID	Daniel Lovitz	2	1	46	0	0	0	0	0	0	0	0	0	0	0
21	DEF	Aaron Maund	1	1	90	0	0	1	0	2	1	0	0	0	0	0
3	DEF	Drew Moor	3	3	270	0	0	3	0	4	4	0	0	1	0	0
24	DEF	Damien Perquis	2	2	180	0	0	0	0	1	0	0	0	0	0	0
7	FWD	Joao Plata	1	1	52	0	0	1	0	0	1	0	0	0	0	0
23	MID	Alvaro Rey	1	1	73	0	0	1	0	0	1	0	3	0	0	0
33	M/F	Ryan Richter	1	1	90	0	0	0	0	1	1	0	0	0	0	0
16	MID	Darel Russell	2	1	102	0	0	2	1	3	1	0	0	1	0	0
26	MID	Collen Warner	5	4	346	0	0	4	1	6	3	0	5	1	0	0
32	FWD	Andrew Wiedeman	1	0	9	0	0	1	0	0	1	0	0	0	0	0
23	DEF	Josh Williams	3	2	181	0	0	0	0	0	1	0	0	0	0	0
15	FWD	Eriq Zavaleta	3	3	270	0	0	0	0	2	0	0	0	1	0	0
Team totals			14	14	1260	22	19	204	75	184	178	32	78	24	2	0
Opponent totals			14	14	1260	15	13	197	65	178	184	27	59	31	4	0

GAME-WINNING GOALS: Jozy Altidore 2, Gilberto 1, Sebastian Giovinco 1, Torsten Frings 1, Robert Earnshaw 1

GAME-WINNING ASSISTS: Michael Bradley 2, Jonathan Osorio 1, Dominic Odoro 1

PENALTY KICK GOALS/ATTEMPTS: Sebastian Giovinco 2-2, Robert Earnshaw 1-1



NEW ENGLAND REVOLUTION

FRONT OFFICE ADDRESS

Gillette Stadium
One Patriot Place
Foxborough, MA 02035, United States
(877) 438-7387
www.revolutionsoccer.net

TEAM INFORMATION

President: Brian Bilello
 General Manager: Michael Burns
 Head Coach: Jay Heaps
 Assistant Coach: Tom Soehn
 Assistant Coach: Remi Roy
 Director of Soccer Operations: Jason Gove
 Equipment Manager: Scott Emmens
 Head Athletic Trainer: Evan Allen
 Head Team Physician: Scott Martin, M.D

STADIUM INFORMATION

Gillette Stadium
 One Patriot Place, Foxborough, MA 02035
 Press Box Phone Number: (508) 384-1960
 Capacity: 20,000
 Dimensions: 115 x 75 yards
 Surface: FieldTurf
 Team Colours: Blue, White, Red

TRAINING FACILITIES

Gillette Stadium Practice Fields and Dana Farber Field-House
 Gillette Stadium
 One Patriot Place
 Foxborough, MA 02035

PR DIRECTORY

Kaitlin Gangl
 Communications Director
 O: 508-549-0496
 C: 508-954-7385
 Kaitlinga@revolutionsoccer.net

Adam Klionsky
 Communications Manager
 O: 508-549-0468
 C: 508-455-7551
 AdamK@revolutionsoccer.net

Scott Altman
 Communications Coordinator
 O: 508-549-0533
 C: 508-404-5419
 ScottA@revolutionsoccer.net

Kevin Noonan
 Communications Coordinator
 O: 508-549-0512
 C: 508-404-0248
 KevinN@revolutionsoccer.net

SOCIAL MEDIA DIRECTORY

Facebook: NERevolution
 Twitter: @NERevolution
 In-Game Twitter: @NERevolution
 Twitter hashtag: #Nerevs
 Flickr: NERevolution
 YouTube: NERevolutionSoccer
 Pinterest: NERevolution
 Google+: +nerevolution

TORONTO FC CAREER STATISTICS VS. NEW ENGLAND REVOLUTION (5-10-9)

UNF	POS	GOALKEEPER	GP	GS	MIN	SHTS	SV	GA	GAA	PG	PA	W	L	T	SO	O'TIME
25	GK	Alex Bono	1	1	90	3	2	1	1	0	0	1	0	0	0	0-0-0
1	GK	Clint Irwin	1	1	90	8	7	1	1	0	0	0	0	1	0	0-0-0
24	GK	Stefan Frei	5	5	450	30	23	6	1.2	0	0	2	1	2	2	0-0-0
30	GK	Milos Kocić	3	3	270	21	17	4	1.33	0	0	1	0	2	1	0-0-0
12	GK	Joseph Bendik	6	6	540	26	14	10	1.67	1	1	1	4	1	1	0-0-0
18	GK	Brian Edwards	1	1	90	4	2	2	2	0	0	0	1	0	0	0-0-0
1	GK	Chris Konopka	2	2	180	11	8	4	2	0	0	0	1	1	0	0-0-0
30	GK	Julio Cesar	1	1	90	5	3	2	2	1	1	0	1	0	0	0-0-0
39	GK	Kenny Stamatopoulos	1	1	90	5	3	2	2	0	0	0	0	1	0	0-0-0
1	GK	Greg Sutton	2	2	180	15	9	5	2.5	1	1	0	1	1	0	0-0-0
18	GK	Srdjan Djekanovic	1	1	90	9	6	3	3	0	0	0	1	0	0	0-0-0
Team totals			24	24	2160	137	94	40	1.67	3	3	5	10	5	4	0-0-0
Opponent totals			24	24	2160	106	74	26	1.08	1	1	10	5	9	6	0-0-0

TORONTO FC CAREER STATISTICS VS. NEW ENGLAND REVOLUTION (5-10-9)

UNF	POS	PLAYER	GP	GS	MIN	G	A	SHT	SOG	FC	FS	OFF	CK	C	E	CP
10	FWD	Sebastian Giovinco	5	5	405	4	1	26	9	4	8	2	13	0	0	0
14	FWD	Dwayne De Rosario	5	3	283	3	0	15	7	2	5	1	4	0	0	0
14	FWD	Danny Koevermans	3	3	221	2	3	8	4	9	2	2	0	1	0	0
19	FWD	Chad Barrett	5	4	339	2	1	10	6	9	2	4	0	2	1	0
20	MID	Amado Guevara	3	3	266	2	0	6	3	3	5	1	9	2	0	0
9	FWD	Danilo D'Amico	4	3	273	1	2	3	2	6	5	6	0	1	0	0
17	FWD	Jozzy Altdorff	5	4	250	1	1	4	1	7	8	0	0	1	1	0
4	MID	Michael Bradley	7	7	630	1	11	3	5	6	0	8	1	0	0	0
55	FWD	Robbie Findley	2	2	180	1	0	7	2	4	3	0	0	2	0	0
11	DEF	Jackson	4	2	196	1	0	3	2	5	0	0	0	1	0	0
9	FWD	Ryan Johnson	3	3	208	1	0	7	4	3	3	3	0	0	0	0
20	MID	Matias Laba	2	2	180	1	0	3	2	4	3	0	0	2	0	0
21	MID	Jonathan Osorio	10	9	820	1	0	9	3	8	21	0	4	0	0	0
21	FWD	Collin Samuel	1	1	90	1	0	5	4	0	1	0	0	0	0	0
11	MID	Luis Silva	3	2	210	1	0	7	4	2	1	1	4	1	0	0
18	FWD	Nick Soolsma	2	2	157	1	0	4	2	0	1	0	4	0	0	0
32	FWD	Andrew Wiedeman	4	2	209	1	0	5	1	2	2	1	0	0	0	0
5	DEF	Ashtone Morgan	8	6	557	0	2	1	0	10	4	0	0	2	0	0

TORONTO FC CAREER STATISTICS VS. NEW ENGLAND REVOLUTION (5-10-9)

UNF	POS	PLAYER	GP	GS	MIN	G	A	SHF	SOG	FC	FS	OFF	CK	C	E	CP
8	MID	Eric Avila	2	1	121	0	1	0	0	1	0	0	0	0	0	0
28	DEF	Mark Bloom	4	4	357	0	1	0	0	1	3	0	0	0	0	0
2	MID	Sam Cronin	3	3	239	0	1	3	1	1	0	0	1	0	0	0
6	MID	Julian de Guzman	3	2	167	0	1	1	0	4	6	0	0	1	0	0
18	MID	Marky Delgado	4	3	292	0	1	1	0	1	5	0	0	0	0	0
27	DEF	Richard Eckersley	5	5	450	0	1	1	0	1	4	0	0	0	0	0
4	DEF	Nick Garcia	3	3	270	0	1	0	0	0	1	0	0	0	0	0
	FWD	Gilberto	3	3	270	0	1	10	1	8	6	4	0	1	0	0
15	DEF	Doneil Henry	9	9	810	0	1	3	0	20	7	1	0	3	0	0
7	MID	Will Johnson	1	1	90	0	1	3	0	2	1	0	0	1	0	0
2	DEF	Justin Morrow	6	6	540	0	1	2	1	4	3	0	0	2	0	0
10	MID	Rohan Ricketts	3	2	154	0	1	3	1	3	0	1	0	0	0	0
33	MID	Carl Robinson	7	7	630	0	1	4	2	14	3	0	8	1	0	0
28	MID	Gianluca Zavarise	2	0	39	0	1	0	0	1	0	0	0	1	1	0
3	DEF	Nana Attakora	2	2	180	0	0	1	1	0	1	0	0	0	0	0
11	FWD	Mo Babouli	1	0	20	0	0	0	0	1	0	0	0	1	0	0
33	DEF	Steven Beitashour	2	2	169	0	0	0	0	1	1	0	0	0	0	0
8	MID	Kyle Bekker	2	2	158	0	0	3	2	1	1	0	3	0	0	0
12	GK	Joseph Bendik	6	6	540	0	0	0	0	1	0	0	0	1	0	0
25	GK	Alex Bono	1	1	90	0	0	0	0	0	0	0	0	0	0	0
25	MID	Danleigh Borman	1	1	90	0	0	0	0	0	0	0	0	0	0	0
2	DEF	Andrew Boyens	3	3	270	0	0	0	0	4	2	0	0	1	0	0
17	FWD	Justin Braun	1	0	21	0	0	0	0	2	0	1	0	1	0	0
11	MID	Jim Brennan	6	6	536	0	0	4	2	5	0	3	0	1	0	0
22	F/M	Jeremy Brockie	2	2	170	0	0	6	1	1	3	0	0	0	0	0
12	FWD	Edson Buddle	1	1	86	0	0	1	0	2	1	0	0	1	0	0
13	DEF	Steven Caldwell	5	5	450	0	0	2	0	6	3	0	0	1	0	0
23	MID	Miguel Canizalez	1	1	57	0	0	0	0	0	3	0	1	0	0	0
12	DEF	Adrian Cann	1	1	90	0	0	0	0	0	1	0	0	0	0	0
9	FWD	Conor Casey	1	0	33	0	0	0	0	2	0	0	0	0	0	0
14	MID	Jay Chapman	2	1	107	0	0	1	0	0	0	0	0	0	0	0
8	MID	Benoit Cheyrou	2	2	166	0	0	2	0	2	3	0	0	0	0	0
15	MID	Bobby Convey	2	2	179	0	0	1	0	0	3	0	4	0	0	0
16	MID	Oscar Cordon	1	0	34	0	0	2	1	1	0	0	0	0	0	0
3	MID	Warren Creavalle	3	0	40	0	0	0	0	1	1	0	0	0	0	0
93	FWD	Jeff Cunningham	3	2	169	0	0	4	4	0	3	3	0	0	0	0
18	FWD	Jermain Defoe	1	1	90	0	0	2	0	1	2	0	0	0	0	0
18	GK	Srdjan Djekanic	1	1	90	0	0	0	0	1	0	0	0	1	0	0
29	FWD	Maicon Santos	1	1	56	0	0	2	0	1	2	0	0	0	0	0
23	MID	Terry Dunfield	2	2	215	0	0	1	0	0	2	1	1	1	0	0
12	DEF	Todd Dunivant	1	1	90	0	0	0	0	2	1	0	0	0	0	0
10	FWD	Robert Earnshaw	2	2	146	0	0	3	0	2	2	2	0	0	0	0
6	MID	Maurice Edu	3	3	270	0	0	1	0	11	4	0	0	1	0	0
18	GK	Brian Edwards	1	1	90	0	0	0	0	0	0	0	0	0	0	0
2	DEF	Logan Emory	2	1	113	0	0	0	0	1	1	0	0	0	0	0
31	FWD	Hogan Ephraim	1	0	22	0	0	0	0	0	1	0	0	0	0	0
10	FWD	Alecko Eskandarian	1	1	90	0	0	4	3	2	2	0	1	0	0	0
24	GK	Stefan Frei	5	5	450	0	0	0	0	0	6	0	0	1	0	0
22	MID	Torsten Frings	3	3	247	0	0	2	1	2	1	0	8	0	0	0
27	D/M	Gabe Gala	1	0	8	0	0	0	0	0	0	0	0	0	0	0
8	MID	Dan Gargan	2	2	180	0	0	0	0	2	3	0	0	1	0	0
10	FWD	Ali Gerba	1	1	76	0	0	2	1	3	0	4	0	1	0	0
8	DEF	Kevin Goldthwaite	1	1	90	0	0	0	0	3	0	0	0	1	0	0
32	DEF	Emmanuel Gomez	1	0	4	0	0	0	0	0	0	0	0	0	0	0
16	FWD	Herculez Gomez	1	0	13	0	0	0	0	1	0	0	0	0	0	0
21	FWD	Alan Gordon	1	1	90	0	0	7	3	1	3	0	0	0	0	0
6	DEF	Nick Hagglund	3	3	270	0	0	0	0	1	3	0	0	0	0	0
25	DEF	Jeremy Hall	4	3	280	0	0	2	0	2	2	0	0	0	0	0
20	DEF	Ty Harden	2	2	180	0	0	0	0	3	1	0	0	0	0	0
5	DEF	Kevin Harmse	2	1	65	0	0	0	0	0	2	1	1	1	0	0
24	MID	Tyler Hemming	1	1	90	0	0	0	0	0	2	0	0	0	0	0
34	DEF	Raivis Hscanovics	2	2	148	0	0	0	0	2	2	0	0	1	0	0
25	FWD	Abbe Ibrahim	1	0	4	0	0	1	1	0	1	0	0	0	0	0
7	FWD	Fuad Ibrahim	3	1	72	0	0	0	0	2	0	1	0	0	0	0
3	DEF	Andy Iro	1	1	90	0	0	3	0	2	0	1	0	0	0	0
1	GK	Clint Irwin	1	1	90	0	0	0	0	0	0	0	0	0	0	0
3	DEF	Julius James	2	1	115	0	0	1	0	1	1	0	0	0	0	0
41	NON	Ahmed Kantari	2	2	180	0	0	0	0	5	0	0	0	2	0	0
30	GK	Milos Kacic	3	3	270	0	0	0	0	0	0	0	0	0	0	0
1	GK	Chris Konopka	2	2	180	0	0	0	0	0	0	0	0	1	0	0
21	MID	Nick LaBrocca	2	1	121	0	0	1	0	0	1	0	2	0	0	0
19	NON	Reggie Lambe	5	4	299	0	0	3	1	4	2	1	1	2	0	0
19		Andrea Lombardo	1	1	52	0	0	1	1	3	3	1	0	1	0	0
19	MID	Daniel Lovitz	2	1	91	0	0	2	2	2	0	0	2	0	0	0
14	FWD	Tyrone Marshall	3	3	270	0	0	1	0	2	1	0	0	1	0	0
33	FWD	Javier Martina	1	0	18	0	0	1	0	0	0	0	0	0	0	0
21	DEF	Aaron Maund	1	0	21	0	0	0	0	1	0	0	0	0	0	0
3	DEF	Drew Moor	2	2	180	0	0	0	0	0	2	0	0	0	0	0
27	FWD	Luke Moore	3	1	176	0	0	3	2	5	1	2	0	0	0	0
8	MID	Richard Mulrooney	1	1	90	0	0	1	1	1	0	0	0	1	0	0
17	MID	Paulo Nagamura	1	1	90	0	0	2	1	4	3	0	0	1	0	0
20	MID	Issey Nakajima-Farran	1	0	12	0	0	0	0	0	1	0	0	0	0	0
15	MID	Joseph Nane	1	1	90	0	0	1	0	1	1	0	0	0	0	0
7	MID	Ronnie O'Brien	1	1	90	0	0	2	2	1	0	0	4	0	0	0
48	DEF	Darren O'Dea	1	1	90	0	0	1	0	2	1	0	0	1	0	0
23	FWD	Dominic Odoro	2	2	157	0	0	0	0	0	5	2	1	0	0	0
16	DEF	Bradley Orr	1	1	90	0	0	0	0	1	3	0	0	0	0	0
24	DEF	Damien Perquis	4	4	326	0	0	2	0	1	4	0	0	1	0	0
23	FWD	Jacob Peterson	1	1	82	0	0	0	0	0	3	0	0	0	0	0
7	FWD	Joao Plata	2	2	146	0	0	4	1	1	1	1	0	0	0	0
13	D/M	Chris Pozniak	1	0	38	0	0	1	0	1	0	0	0	0	0	0

TORONTO FC CAREER STATISTICS VS. NEW ENGLAND REVOLUTION (5-10-9)															
UNF	POS	PLAYER	GP	GS	MIN	G	A	SHT	SOG	FC	FS	OFF	CK	C	CP
4	DEF	Marco Reda	1	1	90	0	0	0	0	1	0	0	0	0	0
23	MID	Alvaro Rey	2	0	25	0	0	1	0	0	1	0	1	0	0
33	M/F	Ryan Richter	1	1	90	0	0	1	0	1	2	0	0	0	0
87	FWD	Tosaint Ricketts	1	1	60	0	0	4	3	0	1	0	0	0	0
32	MID	Laurent Robert	1	1	64	0	0	0	0	2	1	1	1	1	0
15	MID	Tyler Rosenlund	1	0	29	0	0	0	0	0	1	0	0	0	0
16	MID	Darel Russell	1	0	1	0	0	0	0	1	0	0	0	0	0
22	DEF	Amadou Sanyang	3	2	164	0	0	1	0	6	3	0	0	0	0
25	MID	Martin Saric	2	2	180	0	0	2	1	7	2	0	0	1	0
15	DEF	Adrian Serieux	2	2	180	0	0	1	0	7	2	0	0	1	0
23	FWD	Jarrod Smith	1	0	26	0	0	1	1	0	0	0	0	0	0
13	FWD	Johann Smith	1	0	2	0	0	0	0	0	0	0	0	0	0
30	GK	Julio Cesar	1	1	90	0	0	0	0	0	0	0	0	0	0
39	GK	Kenny Stamatopoulos	1	1	90	0	0	0	0	0	0	0	0	0	0
15	MID	Matt Stinson	2	1	91	0	0	1	0	2	1	0	0	0	0
11	D/M	Nathan Sturgis	1	1	90	0	0	0	0	0	2	0	7	0	0
1	GK	Greg Sutton	2	2	180	0	0	0	0	0	0	0	0	0	0
37	FWD	Maximiliano Urruti	1	0	12	0	0	0	0	0	0	0	0	0	0
4	DEF	Marco Velez	2	2	180	0	0	0	0	1	0	0	0	0	0
8	FWD	Pablo Vitti	2	1	98	0	0	4	2	1	5	0	0	0	0
26	MID	Collen Warner	3	3	245	0	0	2	0	7	6	0	3	0	0
7	MID	Andy Welsh	2	2	180	0	0	2	1	3	4	1	0	0	0
17	FWD	O'Brian White	2	1	120	0	0	1	0	3	2	1	0	0	0
23	DEF	Josh Williams	2	2	180	0	0	1	0	1	0	0	0	0	0
16	DEF	Marvell Wynne	6	6	540	0	0	4	2	5	6	0	0	1	0
19	DEF	Mikael Yourassowsky	1	1	90	0	0	0	0	4	3	0	0	1	0
15	FWD	Eriq Zavaleta	1	0	21	0	0	0	0	0	0	0	0	0	0
Team totals			24	24	2160	26	25	276	106	310	282	53	97	56	3
Opponent totals			24	24	2160	40	37	309	137	282	310	63	147	34	1

GAME-WINNING GOALS: Luis Silva 1, Matias Laba 1, Sebastian Giovinco 1, Dwayne De Rosario 1, Chad Barrett 1

GAME-WINNING ASSISTS: Danny Koevermans 1, Danny Dichio 1, Sam Cronin 1, Mark Bloom 1

PENALTY KICK GOALS/ATTEMPTS: Sebastian Giovinco 1-1





NEW YORK CITY FC

FRONT OFFICE ADDRESS

New York City FC
600 Third Avenue, 30th Floor
New York, NY 10016
Tel: 212.738.5900
Fax: 212.738.5901
Email: FanServices@nycfc.com
nycfc@nycfc.com

TEAM INFORMATION

President: Jon Patricof
Sporting Director: Claudio Reyna
Director, Player Recruitment: David Lee
Head Coach: Patrick Vieira
Assistant Coach: Javier Perez
Assistant Coach: Christian Lattanzio
Assistant Coach: Robert Vartughian
Physical Performance Coach: Kristian Wilson
Physical Performance Coach: Matthew Cook
Head Athletic Trainer: Kevin Christen

STADIUM INFORMATION

Yankee Stadium
1 East 161st Street
Bronx, New York, United States
Capacity: 30, 321 (expandable to 49, 638)
Surface: Kentucky Bluegrass
Dimensions: 110 x 70 yards
Team Colours: Sky Blue, Navy Blue, White, Orange

TRAINING FACILITY

World Class Soccer Complex (WCSC)
175 Old Orangeburg Road
Orangeburg, NY 10962

PR DIRECTORY

Sam Cooke
Director, Media Relations
O: 212-738-5896
C: 347-324-6215
sam.cooke@nycfc.com

Nicole Chayet Singer

Sr. Manager, Communications & Hispanic Media Relations
O: 646-873-5712
C: 858-775-5211
nicole.chayet@nycfc.com

Amanda Marston
Manager, Communications
O: 212-738-5894
C: 512-565-8755
amanda.marston@nycfc.com

Carter Daly
Manager, Media Relations
O: 212-738-5810
C: 201-919-8890
carter.daly@nycfc.com

SOCIAL MEDIA DIRECTORY

Facebook: New York City FC
Instagram: [nycfc](https://www.instagram.com/nycfc)
YouTube: New York City FC

TORONTO FC CAREER STATISTICS VS. NEW YORK CITY FC (0-2-3)

UNF	POS	GOALKEEPER	GP	GS	MIN	SHTS	SV	GA	GAA	PG	PA	W	L	T	SO	O'TIME
1	GK	Clint Irwin	2	2	180	10	5	3	1.5	1	1	0	0	2	0	0-0-0
1	GK	Chris Konopka	3	3	270	15	8	8	2.67	2	3	0	2	1	0	0-0-0
Team totals			5	5	450	25	13	11	2.2	3	4	0	2	3	0	0-0-0
Opponent totals			5	5	450	27	19	7	1.4	1	2	2	0	3	2	0-0-0



TORONTO FC CAREER STATISTICS VS. NEW YORK CITY FC (0-2-3)															
UNF	POS	PLAYER	GP	GS	MIN	G	A	SHT	SOG	FC	FS	OFF	CK	C	CP
10	FWD	Sebastian Giovinco	5	5	450	4	2	26	13	8	16	11	14	1	0
18	MID	Marky Delgado	3	3	270	1	1	4	1	4	1	0	0	0	0
7	MID	Will Johnson	2	2	179	1	1	3	2	1	2	0	1	0	0
24	DEF	Damien Perquis	4	3	268	1	0	1	1	6	3	0	0	1	0
11	FWD	Mo Babouli	1	1	90	0	1	0	0	4	2	2	0	0	0
55	FWD	Robbie Findley	2	1	97	0	1	3	1	2	3	0	0	0	0
11	DEF	Jackson	2	1	96	0	1	1	0	3	3	0	0	0	0
26	MID	Collen Warner	3	3	245	0	1	1	0	6	1	0	0	1	0
23	DEF	Josh Williams	3	2	181	0	1	1	0	2	1	0	0	0	0
17	FWD	Jozy Altidore	2	1	115	0	0	1	1	2	2	0	0	1	0
33	DEF	Steven Beitashour	2	2	180	0	0	0	0	1	4	0	0	0	0
4	MID	Michael Bradley	4	4	360	0	0	9	4	3	6	0	14	1	0
14	MID	Jay Chapman	1	1	89	0	0	3	2	2	1	0	0	0	0
8	MID	Benoit Cheyrou	4	3	301	0	0	4	0	12	5	0	1	1	0
3	MID	Warren Creavalle	1	0	7	0	0	0	0	1	0	0	0	0	0
9	MID	Tsubasa Endoh	2	2	149	0	0	1	0	1	1	1	0	0	0
16	FWD	Herculez Gomez	1	0	7	0	0	0	0	1	1	0	0	0	0
6	DEF	Nick Hagglund	1	1	90	0	0	0	0	2	1	0	0	1	0
1	GK	Clint Irwin	2	2	180	0	0	0	0	0	0	0	0	0	0
41	NON	Ahmed Kantari	1	1	90	0	0	0	0	1	1	0	0	0	0
1	GK	Chris Konopka	3	3	270	0	0	0	0	1	0	0	0	0	0
19	MID	Daniel Lovitz	2	1	91	0	0	0	0	2	3	0	0	0	0
3	DEF	Drew Moor	2	2	180	0	0	0	0	1	3	0	0	0	0
27	FWD	Luke Moore	2	1	74	0	0	1	1	0	2	0	0	0	0
5	DEF	Ashtone Morgan	2	1	85	0	0	0	0	3	1	0	0	2	0
2	DEF	Justin Morrow	5	5	450	0	0	2	0	4	2	3	0	1	0
21	MID	Jonathan Osorio	3	3	252	0	0	1	0	1	5	0	0	0	0
15	FWD	Eriq Zavaleta	2	1	104	0	0	1	1	1	0	0	0	0	0
Team totals			5	5	450	7	9	63	27	75	74	17	30	10	0
Opponent totals			5	5	450	11	8	60	25	74	75	17	17	15	0

GAME-WINNING GOALS: None GAME-WINNING ASSISTS: None PENALTY KICK GOALS/ATTEMPTS: Sebastian Giovinco 2-2



NEW YORK RED BULLS

FRONT OFFICE ADDRESS

New York Red Bulls
600 Cape May Street
Harrison, NJ 07029
Phone: (973) 268-8420
Fax: (973) 482-9340

TEAM INFORMATION

Sporting Director: Ali Curtis
 Head Coach: Jesse Marsch
 Assistant Coach: Chris Armas
 Assistant Coach: Denis Hamlett
 Goalkeeper Coach: Preston Burpo
 Head of Scouting: Rob Elliot
 Strength and Conditioning Coach: Tony Jouaux
 Head Athletic Trainer: Damien Franolich
 Equipment Manager: Fernando Ruiz

STADIUM INFORMATION

600 Cape May St.
 Harrison, NJ 07029
 Capacity: 25,000
 Surface: Kentucky Bluegrass
 Dimensions: 120 x 75 yards
 Team Colours: Navy Blue, Yellow, White, Red

TRAINING FACILITY

Montclair State University
 1 Normal Ave.
 Montclair, NJ 07043
 Phone: (973) 655-2037

PR DIRECTORY

Gordon Stevenson
 Communications Manager
 O: 973-776-8822
 C: 973-432-2583
 Gordon.Stevenson@newyorkredbulls.com

SOCIAL MEDIA DIRECTORY

Facebook: NewYorkRedBulls
 Twitter: @NewYorkRedBulls
 Twitter hashtag: #RBNY
 YouTube: NewYorkRedBulls
 Instagram: NewYorkRedBulls

TORONTO FC CAREER STATISTICS VS. NEW YORK RED BULLS (7-13-6)

UNF	POS	GOALKEEPER	GP	GS	MIN	SHTS	SV	GA	GAA	PG	PA	W	L	T	SO	O'TIME
30	GK	Milos Kocic	2	2	180	7	5	2	1	0	0	0	0	2	0	0-0-0
1	GK	Chris Konopka	1	1	90	2	1	1	0	0	1	0	0	0	0	0-0-0
1	GK	Greg Sutton	3	3	270	16	12	4	1.33	0	0	1	1	1	0	0-0-0
1	GK	Clint Irwin	2	2	180	5	2	3	1.5	0	0	1	1	0	1	0-0-0
12	GK	Joseph Bendik	7	7	630	29	17	12	1.71	0	0	1	4	2	2	0-0-0
18	GK	Srdjan Djekanovic	1	1	90	5	1	2	2	0	0	1	0	0	0	0-0-0
39	GK	Kenny Stamatopoulos	2	2	180	15	11	4	2	0	0	1	1	0	0	0-0-0
24	GK	Stefan Frei	5	5	450	26	16	11	2.2	1	1	2	3	0	1	0-0-0
25	GK	Alex Bono	1	1	90	6	3	3	0	0	0	0	1	0	0	0-0-0
41	GK	Freddy Hall	1	1	90	9	5	4	0	0	0	1	0	0	0	0-0-0
18	GK	Brian Edwards	1	1	90	5	0	5	5	1	1	0	1	0	0	0-0-0
Team totals			26	26	2340	125	73	51	1.96	2	2	7	13	6	4	0-0-0
Opponent totals			26	26	2340	112	80	28	1.08	1	3	13	7	6	9	0-0-0

TORONTO FC CAREER STATISTICS VS. NEW YORK RED BULLS (7-13-6)

UNF	POS	PLAYER	GP	GS	MIN	G	A	SHT	SOG	FC	FS	OFF	CK	C	E	CP
21	MID	Jonathan Osorio	10	9	820	2	3	6	2	1	12	1	8	0	0	0
19	FWD	Chad Barrett	7	5	348	2	1	6	3	4	3	4	0	1	0	0
10	FWD	Sebastian Giovinco	4	3	220	2	1	9	4	6	8	7	6	1	0	0
17	FWD	Jozy Altidore	2	2	180	2	0	6	4	4	4	1	0	1	1	0
14	FWD	Dwayne De Rosario	7	5	450	2	0	16	6	4	13	12	3	1	0	0
18	FWD	Jermain Defoe	3	3	270	2	0	11	4	1	3	4	0	1	0	0
14	FWD	Danny Koevrmans	2	2	157	2	0	7	4	0	1	2	0	0	0	0
4	MID	Michael Bradley	4	4	360	1	2	5	1	4	2	0	14	2	0	0
9	FWD	Ryan Johnson	3	3	265	1	1	4	1	3	8	0	0	0	0	0
2	MID	Sam Cronin	3	3	270	1	0	4	2	3	0	0	0	0	0	0
93	FWD	Jeff Cunningham	3	2	187	1	0	2	1	0	1	3	0	0	0	0
18	MID	Marky Delgado	5	4	345	1	0	6	3	7	4	0	0	0	0	0
9	FWD	Danny Dichio	6	4	383	1	0	6	2	13	12	7	0	0	0	0
6	MID	Maurice Edu	3	3	270	1	0	4	1	4	8	0	0	1	0	0
	FWD	Gilberto	3	1	125	1	0	6	1	2	3	1	0	0	0	0
16	FWD	Herculez Gomez	2	1	90	1	0	3	2	3	2	0	1	0	0	0
7	FWD	Fuad Ibrahim	5	1	97	1	0	4	1	1	2	5	0	0	0	0
27	FWD	Luke Moore	3	2	205	1	0	5	2	2	6	0	0	0	0	0
4	DEF	Marco Velez	4	2	211	1	0	2	2	0	0	0	0	0	0	0
8	FWD	Pablo Vitti	3	2	169	1	0	3	2	0	4	1	2	0	0	0
3	DEF	Nana Attakora	6	6	510	0	2	3	1	3	5	0	0	0	1	0
2	DEF	Justin Morrow	8	8	680	0	2	0	0	7	6	0	0	2	0	0
16	DEF	Marvell Wynne	4	4	360	0	2	0	0	4	5	1	0	1	0	0
12	GK	Joseph Bendik	7	7	630	0	1	0	0	0	0	0	0	0	0	0
22	MID	Torsten Frings	2	2	180	0	1	2	1	2	0	5	0	0	0	0
19	NON	Reggie Lambe	4	3	243	0	1	2	1	1	3	0	0	0	0	0
23	FWD	Dominic Odoro	2	1	110	0	1	6	2	1	3	1	0	0	0	0



TORONTO FC CAREER STATISTICS VS. NEW YORK RED BULLS (7-13-6)

UNF	POS	PLAYER	GP	GS	MIN	G	A	SHT	SOG	FC	FS	OFF	CK	C	E	CP
16	DEF	Bradley Orr	2	1	99	0	1	0	0	3	1	0	0	0	0	0
33	M/F	Ryan Richter	1	1	90	0	1	2	0	3	2	0	0	0	0	0
32	MID	Laurent Robert	2	2	135	0	1	3	1	0	3	0	2	0	0	0
13	FWD	Johann Smith	2	0	60	0	1	1	0	1	3	0	0	0	0	0
7	MID	Andy Welsh	2	2	134	0	1	1	0	1	1	2	0	0	0	0
17	FWD	O'Brian White	3	2	165	0	1	5	1	1	1	1	0	1	0	0
6	DEF	Gale Agbossoumonde	2	2	180	0	0	0	0	1	1	0	0	0	0	0
18	FWD	Quincy Amarikwa	1	1	90	0	0	4	0	1	2	0	0	0	0	0
8	MID	Eric Avila	3	2	177	0	0	4	2	0	1	0	0	0	0	0
11	FWD	Mo Babouli	1	1	90	0	0	3	1	1	0	0	7	0	0	0
33	DEF	Steven Beitashour	3	3	270	0	0	1	0	3	0	0	0	0	0	0
8	MID	Kyle Bekker	3	2	137	0	0	4	0	2	0	0	0	0	0	0
28	DEF	Mark Bloom	3	3	270	0	0	0	0	0	5	0	0	0	0	0
25	GK	Alex Bono	1	1	90	0	0	0	0	0	0	0	0	0	0	0
25	MID	Danleigh Borman	2	1	64	0	0	0	0	1	1	0	0	0	0	0
7	MID	John Bostock	1	0	45	0	0	0	0	1	0	0	1	0	0	0
2	DEF	Andrew Boyens	3	2	188	0	0	0	0	3	3	0	0	0	1	0
17	FWD	Justin Braun	3	3	152	0	0	2	1	2	4	1	0	0	0	0
3	DEF	Adam Braz	2	2	166	0	0	0	0	5	2	0	0	0	0	0
11	MID	Jim Brennan	8	8	720	0	0	1	0	6	5	0	1	2	0	0
22	F/M	Jeremy Brockie	1	1	90	0	0	1	0	0	0	3	0	0	0	0
12	FWD	Edson Buddle	1	0	15	0	0	1	0	1	0	0	0	0	0	0
13	DEF	Steven Caldwell	5	5	450	0	0	0	0	5	3	0	0	1	0	0
12	DEF	Adrian Cann	2	2	180	0	0	0	0	0	3	1	0	0	0	0
14	MID	Jay Chapman	1	0	12	0	0	1	1	0	0	0	0	0	0	0
8	MID	Benoit Cheyrou	2	2	161	0	0	2	2	4	1	1	1	1	0	0
15	MID	Bobby Convey	2	2	180	0	0	2	1	2	5	0	5	0	0	0
31	MID	Armando Cooper	1	0	37	0	0	0	0	0	2	0	0	0	0	0
3	MID	Warren Creavalle	1	1	83	0	0	0	0	1	0	0	0	1	0	0
6	MID	Julian de Guzman	3	2	190	0	0	1	0	6	3	0	0	1	0	0
7	FWD	Bright Dike	1	0	15	0	0	1	1	0	1	0	0	0	0	0
18	GK	Srdjan Djekanovic	1	1	90	0	0	0	0	0	0	0	0	0	0	0
23	MID	Terry Dunfield	3	3	270	0	0	3	3	6	1	0	4	1	0	0
12	DEF	Todd Dunivant	2	2	180	0	0	0	0	2	1	0	0	0	0	0
10	FWD	Robert Earnshaw	1	1	90	0	0	5	1	0	0	1	0	0	0	0
27	DEF	Richard Eckersley	4	4	360	0	0	3	2	2	2	0	0	0	0	0
18	GK	Brian Edwards	1	1	90	0	0	0	0	0	0	0	0	0	0	0
3	DEF	Jonas Elmer	1	0	37	0	0	1	0	2	0	0	0	0	0	0
2	DEF	Logan Emory	1	1	90	0	0	1	0	3	0	0	0	0	0	0
9	MID	Tsubasa Endoh	2	1	110	0	0	2	1	0	1	0	1	0	0	0
31	FWD	Hogan Ephraim	1	1	45	0	0	0	0	1	0	0	0	0	0	0
2	D/M	Hunter Freeman	1	1	90	0	0	0	0	3	1	1	0	0	0	0
24	GK	Stefan Frei	5	5	450	0	0	0	0	0	3	0	0	0	0	0
27	D/M	Gabe Gela	1	1	70	0	0	2	2	2	2	0	0	0	0	0
4	DEF	Nick Garcia	4	4	360	0	0	1	0	4	2	0	0	0	0	0
8	MID	Dan Gargan	2	2	180	0	0	1	0	1	3	0	0	0	0	0
10	FWD	Ali Gerba	1	0	58	0	0	3	0	0	1	0	0	0	0	0
32	DEF	Emmanuel Gomez	1	1	64	0	0	0	0	0	1	0	0	0	0	0
20	MID	Amado Guevara	5	5	423	0	0	10	4	3	2	0	14	1	0	0
6	DEF	Nick Hagglund	3	2	185	0	0	4	1	3	2	0	0	0	1	0
41	GK	Freddy Hall	1	1	90	0	0	0	0	0	0	0	0	0	0	0
25	DEF	Jeremy Hall	5	5	450	0	0	2	0	2	3	0	0	0	0	0
22	FWD	Jordan Hamilton	2	1	121	0	0	3	1	1	2	2	0	0	0	0
20	DEF	Ty Harden	2	2	180	0	0	0	0	2	0	0	0	0	0	0
5	DEF	Kevin Harmse	3	3	270	0	0	5	2	3	1	0	0	3	0	0
24	MID	Tyler Hemming	1	0	14	0	0	0	0	0	0	1	0	0	0	0
15	DEF	Doneil Henry	3	2	185	0	0	0	0	4	0	0	0	0	0	0
3	DEF	Andy Iro	1	1	90	0	0	1	0	0	1	0	0	0	0	0
1	GK	Clint Irwin	2	2	180	0	0	0	0	0	0	0	0	0	0	0
11	DEF	Jackson	3	3	225	0	0	4	1	3	2	1	0	1	0	0
3	DEF	Julius James	1	1	90	0	0	0	0	1	1	0	0	0	0	0
7	MID	Will Johnson	3	3	243	0	0	6	3	3	5	0	2	0	0	0
41	NON	Ahmed Kantari	2	1	136	0	0	1	0	1	1	0	0	0	0	0
30	GK	Milos Kocić	2	2	180	0	0	0	0	0	0	0	0	0	0	0
1	GK	Chris Konopka	1	1	90	0	0	0	0	0	0	0	0	0	0	0
20	MID	Matias Laba	1	1	90	0	0	0	0	2	5	0	0	0	0	0
21	MID	Nick LaBrocca	2	2	180	0	0	3	2	2	0	0	7	0	0	0
19	MID	Andrea Lombardo	2	1	91	0	0	0	0	4	3	3	0	0	0	0
19	MID	Daniel Lovitz	5	2	214	0	0	4	1	7	7	0	1	1	0	0
70	FWD	Peri Marosevic	1	1	65	0	0	2	0	0	1	0	2	0	0	0
14	FWD	Tyrone Marshall	3	3	270	0	0	2	0	3	4	0	0	0	0	0
33	FWD	Javier Martina	1	1	90	0	0	1	1	1	0	0	0	0	0	0
21	DEF	Aaron Maund	1	1	90	0	0	0	0	3	1	0	0	1	0	0
17	FWD	Joey Melo	1	0	41	0	0	1	0	0	1	0	2	0	0	0
10	FWD	Mista	2	1	102	0	0	2	1	1	1	2	0	1	0	0
3	DEF	Drew Moor	3	3	270	0	0	2	1	0	3	0	0	0	0	0
5	DEF	Ashtone Morgan	11	8	821	0	0	2	0	7	6	1	0	1	0	0
15	MID	Joseph Nane	2	2	166	0	0	2	0	2	1	0	0	0	0	0
7	MID	Ronnie O'Brien	1	1	90	0	0	3	1	0	0	0	6	0	0	0
48	DEF	Darren O'Dea	2	2	180	0	0	0	0	6	0	0	0	0	0	0
24	DEF	Damien Perquis	3	3	224	0	0	1	0	3	3	1	0	1	0	0
23	FWD	Jacob Peterson	2	1	110	0	0	3	0	0	0	0	0	0	0	0
7	FWD	Joao Plata	1	1	90	0	0	0	4	1	1	0	0	0	1	0
13	D/M	Chris Pozniak	3	2	175	0	0	0	0	0	0	0	2	0	1	0
4	DEF	Marco Rozzi	1	1	90	0	0	0	0	0	5	0	0	0	0	0
23	MID	Alvaro Rey	2	2	156	0	0	0	0	2	4	0	1	0	0	0
10	MID	Rohan Ricketts	4	3	243	0	0	6	5	5	7	3	4	0	0	0
33	MID	Carl Robinson	8	8	720	0	0	2	2	11	4	0	5	3	0	0
21	FWD	Collin Samuel	2	2	138	0	0	1	1	2	4	1	0	1	0	0
22	DEF	Amadou Sanyang	1	0	13	0	0	0	0	0	1	0	0	0	0	0
25	MID	Martin Saric	1	1	77	0	0	1	1	1	1	0	0	0	0	0
15	DEF	Adrian Serieux	3	3	270	0	0	3	3	4	5	0	0	1	0	0
11	DEF	Luis Silva	3	2	139	0	0	4	2	0	1	1	7	0	0	0

TORONTO FC CAREER STATISTICS VS. NEW YORK RED BULLS (7-13-6)																
UNF	POS	PLAYER	GP	GS	MIN	G	A	SHT	SOG	FC	FS	OFF	CK	C	E	CP
23	FWD	Jarrod Smith	2	0	57	0	0	1	0	0	0	0	0	0	0	0
18	FWD	Nick Soolsma	3	1	138	0	0	4	1	2	1	0	0	1	0	0
39	GK	Kenny Stamatopoulos	2	2	180	0	0	0	0	0	0	0	0	0	0	0
15	MID	Matt Stinson	2	1	123	0	0	0	0	2	1	1	0	0	0	0
11	D/M	Nathan Sturgis	1	1	90	0	0	0	0	0	0	0	3	0	0	0
1	GK	Greg Sutton	3	3	270	0	0	0	0	0	0	0	0	0	0	0
22	MID	Tony Tchani	1	1	57	0	0	0	0	0	0	0	0	0	0	0
33	DEF	Maksim Usanov	1	1	90	0	0	0	0	1	2	0	0	0	0	0
26	MID	Collen Warner	3	3	270	0	0	3	0	6	2	0	5	0	0	0
32	FWD	Andrew Wiedeman	3	1	187	0	0	6	1	0	0	0	0	0	0	0
23	DEF	Josh Williams	2	2	180	0	0	0	0	0	2	1	0	0	0	0
19	DEF	Mikael Yourassowsky	1	1	68	0	0	0	0	0	0	0	0	0	0	0
15	FWD	Eriq Zavaleta	2	1	65	0	0	1	0	0	1	0	0	0	0	0
28	MID	Gianluca Zavarise	1	0	22	0	0	1	0	0	1	0	0	0	0	0
Team totals			26	26	2340	28	24	291	112	265	310	81	124	36	5	0
Opponent totals			26	26	2340	51	52	319	125	310	265	75	146	35	4	0

GAME-WINNING GOALS: Sebastian Giovinco 2, Pablo Vitti 1, Danny Dichio 1, Jermain Defoe 1, Chad Barrett 1

GAME-WINNING ASSISTS: Marvell Wynne 1, Jonathan Osorio 1, Bradley Orr 1, Nana Attakora 1

PENALTY KICK GOALS/ATTEMPTS: Will Johnson 0-1, Amado Guevara 0-1, Sebastian Giovinco 1-1





ORLANDO CITY SC

FRONT OFFICE ADDRESS

Orlando City SC
618 E. South Street, Suite 510
Orlando, FL 32801
Phone: 1 (855) ORL.CITY
Fax: (407) 480-4729
<http://www.orlandocitysc.com>

TEAM INFORMATION

General Manager: Niki Budalic
 Head Coach: Jason Kreis
 Assistant Coach: Charles "CJ" Brown
 Assistant Coach: Miles Joseph
 Assistant Coach and Technical Coordinator
 for MLS Academy: Bobby Murphy

STADIUM INFORMATION

Orlando City Stadium
 West Church St.
 Parramore, Orlando, Florida
 Capacity: 25,500
 Dimensions: TBA
 Surface: Grass
 Team Colours: Purple, White

TRAINING FACILITY

Seminole Soccer Complex
 7390 Markham Road
 Sanford, FL 32771
 Phone: (407) 321-5264

PR DIRECTORY

Diogo Kotscho
 Sr. Director, Communications
 C: 407-325-6833
dkotscho@orlandocitysc.com

Jacklyne Ramos
 Director, Communications
 O: 407-480-4751
jramos@orlandocitysc.com

Rafael Cabrera
 Coordinator, Communications
 C: 954-391-3348
recabrera@orlandocitysc.com

SOCIAL MEDIA DIRECTORY

Facebook: Orlando City Soccer Club
 Twitter: @OrlandoCitySC
 Instagram: orlandocitysc
 Youtube: OrlandoCitySC

TORONTO FC CAREER STATISTICS VS. ORLANDO CITY SC (4-1-1)

UNF	POS	GOALKEEPER	GP	GS	MIN	SHTS	SV	GA	GAA	PG	PA	W	L	T	SO	O'TIME
1	GK	Chris Konopka	1	1	90	1	1	0	0	0	0	1	0	0	1	0-0-0
12	GK	Joseph Bendik	2	2	180	7	6	1	0.5	0	0	2	0	0	1	0-0-0
1	GK	Clint Irwin	1	1	70	4	3	1	1.29	0	0	0	0	0	0	0-0-0
25	GK	Alex Bono	3	2	200	10	7	3	1.35	1	1	1	1	1	1	0-0-0

Team totals			6	6	540	22	17	5	0.83	1	1	4	1	1	3	0-0-0
Opponent totals			6	6	540	35	20	15	2.5	2	2	1	4	1	1	0-0-0

TORONTO FC CAREER STATISTICS VS. ORLANDO CITY SC (4-1-1)

UNF	POS	PLAYER	GP	GS	MIN	G	A	SHT	SOG	FC	FS	OFF	CK	C	E	CP
17	FWD	Jozy Altidore	4	2	230	5	0	10	7	11	11	0	0	0	0	0
10	FWD	Sebastian Giovinco	5	5	434	4	5	27	12	6	13	6	22	1	0	0
2	DEF	Justin Morrow	5	5	450	2	1	4	2	7	4	1	0	0	0	0
18	MID	Marky Delgado	5	4	390	1	0	8	2	8	4	1	1	1	0	0
22	FWD	Jordan Hamilton	1	1	90	1	0	1	1	3	1	3	0	0	0	0
87	FWD	Tosaint Ricketts	2	2	128	1	0	4	2	2	2	1	0	1	1	0
26	MID	Collen Warner	3	2	181	1	0	3	2	4	2	0	0	0	0	0
4	MID	Michael Bradley	4	4	360	0	3	3	0	6	8	0	9	0	0	0
8	MID	Benoit Cheyrou	5	4	360	0	3	5	1	3	1	0	1	1	0	0
21	MID	Jonathan Osorio	6	5	452	0	3	5	1	7	8	1	0	2	0	0
55	FWD	Robbie Findley	3	2	150	0	1	3	0	2	3	0	0	0	0	0
11	FWD	Mo Babouli	1	0	4	0	0	1	0	0	0	0	0	0	0	0
33	DEF	Steven Beitashour	1	1	90	0	0	0	0	2	0	0	0	1	0	0
12	GK	Joseph Bendik	2	2	180	0	0	0	0	0	0	0	0	0	0	0
25	GK	Alex Bono	3	2	200	0	0	0	0	0	0	0	0	0	0	0
14	MID	Jay Chapman	2	1	63	0	0	1	0	2	2	0	0	0	0	0
31	MID	Armando Cooper	1	1	78	0	0	3	1	0	3	0	0	0	0	0
3	MID	Warren Creavalle	1	0	25	0	0	0	0	0	0	0	0	0	0	0
9	MID	Tsubasa Endoh	1	1	90	0	0	2	0	1	4	0	0	0	0	0
6	DEF	Nick Hagglund	4	4	360	0	0	2	1	6	1	1	0	1	0	0
1	GK	Clint Irwin	1	1	70	0	0	0	0	0	0	0	0	0	0	0
11	DEF	Jackson	3	3	200	0	0	4	2	1	3	1	0	0	0	0
7	MID	Will Johnson	3	1	72	0	0	1	0	1	1	0	0	0	0	0
41	NON	Ahmed Kantari	2	2	180	0	0	0	0	3	2	1	0	1	0	0
1	GK	Chris Konopka	1	1	90	0	0	0	0	0	0	0	0	0	0	0
19	MID	Daniel Lovitz	4	1	153	0	0	1	0	4	0	0	0	0	0	0
3	DEF	Drew Moor	3	3	270	0	0	0	0	3	2	0	0	0	0	0
5	DEF	Ashtone Morgan	1	1	90	0	0	0	0	2	1	0	0	0	0	0
24	DEF	Damien Perquis	2	2	172	0	0	1	1	2	1	0	0	1	0	0
23	DEF	Josh Williams	3	3	254	0	0	0	0	2	1	0	0	0	1	0
15	FWD	Eriq Zavaleta	2	0	53	0	0	0	0	0	0	0	0	0	0	0
		Team totals	6	6	540	15	16	89	35	88	82	16	33	10	2	0
		Opponent totals	6	6	540	5	5	56	22	82	88	16	28	16	2	0

GAME-WINNING GOALS: Jozy Altidore 2, Sebastian Giovinco 1, Marky Delgado 1 GAME-WINNING ASSISTS: Sebastian Giovinco 2, Michael Bradley 1
 PENALTY KICK GOALS/ATTEMPTS: Sebastian Giovinco 1-1, Jozy Altidore 1-1





PHILADELPHIA UNION

FRONT OFFICE ADDRESS

Philadelphia Union
2501 Seaport Drive, Suite 500
Chester, Pa. 19013
Phone: (610) 497-1657
Fax: (610) 497-3309
Email: fanservices@philadelphiaunion.com
www.philadelphiaunion.com

TEAM INFORMATION

Sporting Director: Earnie Stewart
Head Coach: Jim Curtin
Technical Director: Chris Albright
Assistant Coach: Mike Sorber
Assistant Coach: B.J. Callaghan
Head Athletic Trainer: Paul Rushing
Strength and Conditioning Coach: Kevin Miller
Team Coordinator: Josh Gros
Equipment Director: Ford Gaitley

STADIUM INFORMATION

Talen Energy Stadium
One Stadium Drive, Chester, PA 19013
Press Box Phone Number: (610) 859-3254
Capacity: 18,500
Dimensions: 120 x 75 yards
Surface: Patriot Bermuda Grass
Team Colours: Black, Gold, White, Navy Blue

TRAINING FACILITIES

Houston Park
701 Harvey Road
Wallingford, PA 19086

Chester Park
208 Ridley Drive
Wallingford, Pa. 19086

YSC Sports
224 County Line Road
Wayne, PA 19087

PR DIRECTORY

Ryan Schwepfenger I @RyanSchwep
Manager, Communications
C: 610-751-7067
rschwepfenger@philadelphiaunion.com

Matt Bodiford I @Matt_Bodiford
Coordinator, Media Relations
O: 610-497-6727
mbodiford@philadelphiaunion.com

SOCIAL MEDIA DIRECTORY

Facebook: Philadelphia Union
Twitter: @PhilaUnion
Instagram: philaunion
YouTube: Philadelphia Union
Google+: +Philadelphia Union

TORONTO FC CAREER STATISTICS VS. PHILADELPHIA UNION (6-6-5)

UNF	POS	GOALKEEPER	GP	GS	MIN	SHTS	SV	GA	GAA	PG	PA	W	L	T	SO	O'TIME
1	GK	Chris Konopka	2	2	180	4	3	1	0.5	0	0	2	0	0	1	0-0-0
25	GK	Alex Bono	1	1	90	5	4	1	1	0	0	1	0	0	0	0-0-0
1	GK	Clint Irwin	1	1	90	3	2	1	1	0	0	0	0	1	0	0-0-0
12	GK	Joseph Bendik	6	6	540	33	25	7	1.17	0	0	1	3	2	0	0-0-0
30	GK	Milos Kocic	4	4	360	13	8	5	1.25	0	0	1	1	2	1	0-0-0
24	GK	Stefan Frei	3	3	270	19	7	9	3	1	1	1	2	0	0	0-0-0
Team totals			17	17	1530	77	49	24	1.41	1	1	6	6	5	2	0-0-0
Opponent totals			17	17	1530	66	41	20	1.18	1	1	6	6	5	4	0-0-0

TORONTO FC CAREER STATISTICS VS. PHILADELPHIA UNION (6-6-5)

UNF	POS	PLAYER	GP	GS	MIN	G	A	SHT	SOG	FC	FS	OFF	CK	C	E	CP
10	FWD	Sebastian Giovinco	4	4	349	4	1	24	8	5	11	3	21	0	0	0
17	FWD	Jozy Altidore	5	5	421	2	0	10	4	10	9	6	0	1	0	0
14	FWD	Dwayne De Rosario	3	3	250	2	0	9	5	0	3	4	1	0	0	0
29	FWD	Maicon Santos	2	1	117	2	0	8	3	1	3	3	0	0	0	0
18	MID	Marky Delgado	4	2	256	1	2	3	1	2	2	0	0	0	0	0
21	MID	Jonathan Osorio	8	7	600	1	2	7	3	4	11	1	1	0	0	0
19	FWD	Chad Barrett	2	1	135	1	0	5	2	0	2	2	0	0	0	0
10	FWD	Robert Earnshaw	3	2	174	1	0	6	1	3	4	5	0	0	0	0
29	FWD	Eric Hassli	1	1	80	1	0	1	1	6	1	3	0	1	0	0
9	FWD	Ryan Johnson	4	4	360	1	0	10	2	7	5	4	0	1	0	0
14	FWD	Danny Koevrmans	3	1	121	1	0	5	4	2	1	0	0	0	0	0
3	DEF	Drew Moor	2	2	180	1	0	1	1	3	5	0	0	1	0	0
2	DEF	Justin Morrow	5	5	450	1	0	3	1	4	1	0	0	1	0	0
25	MID	Danleigh Borman	1	0	45	0	2	1	0	1	0	0	0	0	0	0

TORONTO FC CAREER STATISTICS VS. PHILADELPHIA UNION (6-6-5)																
UNF	POS	PLAYER	GP	GS	MIN	G	A	SHT	SOG	FC	FS	OFF	CK	C	E	CP
22	F/M	Jeremy Brockie	1	0	25	0	1	0	0	1	2	0	0	0	0	0
8	MID	Dan Gargan	3	3	219	0	1	1	0	1	1	0	0	1	0	0
25	DEF	Jeremy Hall	6	6	539	0	1	2	0	7	5	0	0	2	0	0
7	MID	Will Johnson	2	2	130	0	1	0	0	1	2	0	0	2	0	0
5	DEF	Ashtone Morgan	9	8	750	0	1	1	0	13	9	0	0	3	2	0
48	DEF	Darren O'Dea	3	3	270	0	1	4	1	1	2	1	0	0	0	0
11	MID	Luis Silva	5	4	303	0	1	5	1	0	2	3	9	0	0	0
6	DEF	Gale Agbassoumonde	1	1	90	0	0	0	0	2	1	0	0	1	0	0
18	FWD	Quincy Amarikwa	1	0	10	0	0	0	0	1	1	0	0	0	0	0
3	DEF	Nana Attakora	2	2	180	0	0	0	0	2	3	0	0	0	0	0
8	MID	Eric Avila	2	2	135	0	0	2	0	0	1	0	4	0	0	0
11	FWD	Mo Babouli	1	0	13	0	0	1	0	0	0	0	0	0	0	0
33	DEF	Steven Beitashour	2	2	177	0	0	0	0	1	5	0	0	0	0	0
8	MID	Kyle Bekker	1	0	46	0	0	0	0	1	1	0	0	0	0	0
12	GK	Joseph Bendik	6	6	540	0	0	0	0	0	1	0	0	2	1	0
28	DEF	Mark Bloom	3	3	270	0	0	1	1	4	2	0	0	0	0	0
25	GK	Alex Bono	1	1	90	0	0	0	0	0	0	0	0	0	0	0
7	MID	John Bostock	1	0	4	0	0	0	0	1	0	0	0	0	0	0
17	FWD	Justin Braun	1	1	90	0	0	0	0	4	1	1	0	0	0	0
13	DEF	Steven Caldwell	2	2	180	0	0	1	0	2	2	0	0	0	0	0
12	DEF	Adrian Cann	3	3	270	0	0	1	0	3	0	0	0	0	0	0
14	MID	Jay Chapman	2	0	14	0	0	0	0	0	0	0	0	0	0	0
8	MID	Benoit Cheyrou	4	4	360	0	0	6	0	3	0	0	0	0	0	0
15	MID	Bobby Conway	2	2	157	0	0	3	0	2	3	0	7	0	0	0
3	MID	Warren Creavalle	2	0	31	0	0	0	0	0	1	0	0	0	0	0
29	DEF	Kyle Davies	1	0	21	0	0	0	0	1	0	0	0	0	0	0
6	MID	Julian de Guzman	5	4	360	0	0	5	3	9	9	1	0	1	0	0
7	FWD	Bright Dike	2	1	70	0	0	1	1	2	1	1	0	0	0	0
23	MID	Terry Dunfield	2	2	155	0	0	0	0	2	2	1	0	0	0	0
27	DEF	Richard Eckersley	4	3	306	0	0	2	0	3	5	0	0	0	0	0
2	DEF	Logan Emory	2	2	176	0	0	2	0	3	1	0	0	0	0	0
31	FWD	Hogan Ephraim	1	1	90	0	0	1	1	1	2	0	0	1	0	0
55	FWD	Robbie Findley	2	2	121	0	0	3	1	1	1	0	0	0	0	0
24	GK	Stefan Frei	3	3	270	0	0	0	0	0	0	0	0	0	0	0
22	MID	Torsten Frings	3	3	234	0	0	2	1	1	1	0	9	1	0	0
4	DEF	Nick Garcia	1	1	90	0	0	0	0	1	0	0	0	0	0	0
	FWD	Gilberto	2	1	135	0	0	9	3	3	2	0	1	0	0	0
6	DEF	Nick Hagglund	5	4	367	0	0	2	0	4	2	0	0	1	0	0
22	FWD	Jordan Hamilton	1	1	77	0	0	2	1	1	1	2	0	0	0	0
20	DEF	Ty Harden	2	2	163	0	0	0	0	0	0	0	0	0	0	0
15	DEF	Doneil Henry	7	6	474	0	0	3	1	7	3	1	0	3	1	0
34	DEF	Raivis Hsancovics	1	1	90	0	0	0	0	1	1	0	0	1	0	0
7	FWD	Fuad Ibrahim	1	1	63	0	0	0	1	3	1	1	1	0	0	0
3	DEF	Andy Iro	1	1	90	0	0	0	0	1	1	0	0	1	0	0
1	GK	Clint Irwin	1	1	90	0	0	0	0	0	0	0	0	0	0	0
11	DEF	Jackson	4	2	204	0	0	3	0	4	3	2	0	0	0	0
30	GK	Milos Kocic	4	4	360	0	0	0	0	0	0	0	0	0	0	0
1	GK	Chris Konopka	2	2	180	0	0	0	0	0	0	0	0	0	0	0
20	MID	Matias Laba	1	1	90	0	0	1	1	2	3	0	0	0	1	0
21	MID	Nick LaBrocca	2	2	162	0	0	2	2	1	1	0	6	0	0	0
19	NON	Reggie Lambe	5	4	325	0	0	3	1	7	9	0	1	0	0	0
19	MID	Daniel Lovitz	3	1	88	0	0	0	0	2	0	0	2	0	0	0
33	FWD	Javier Martina	1	0	45	0	0	0	0	0	0	0	0	0	0	0
21	DEF	Aaron Maund	1	1	90	0	0	1	1	2	0	0	0	0	0	0
27	FWD	Luke Moore	3	2	181	0	0	3	0	2	5	0	0	0	0	0
33	FWD	Dominic Oduro	2	2	174	0	0	2	0	2	5	0	0	0	0	0
16	DEF	Bradley Orr	1	1	90	0	0	0	0	0	2	0	0	0	0	0
24	DEF	Damien Perquis	3	3	270	0	0	2	0	3	2	0	0	0	0	0
23	FWD	Jacob Peterson	2	0	48	0	0	1	1	1	0	0	1	3	0	0
7	FWD	Joao Plata	3	3	212	0	0	3	1	0	4	1	3	0	0	0
23	MID	Alvaro Rey	1	1	90	0	0	1	1	2	1	0	1	1	0	0
33	FWD	Ryan Richter	2	1	173	0	0	1	1	3	4	0	0	0	0	0
87	FWD	Tsaint Ricketts	1	0	16	0	0	0	0	0	1	0	0	0	0	0
16	MID	Darel Russell	2	2	97	0	0	2	1	1	0	0	0	0	0	0
22	DEF	Amadou Sanyang	2	2	150	0	0	1	0	2	4	0	0	0	0	0
25	MID	Martin Saric	1	1	45	0	0	0	0	3	0	0	0	0	0	0
10	MID	Alen Stevanovic	1	0	17	0	0	0	0	0	0	0	0	0	0	0
15	MID	Matt Stinson	1	1	90	0	0	0	0	2	3	0	0	0	0	0
11	D/M	Nathan Sturgis	1	0	36	0	0	0	0	0	0	0	0	0	0	0
22	MID	Tony Tchani	1	1	90	0	0	2	0	2	1	0	0	0	0	0
33	DEF	Maksim Usanov	2	1	51	0	0	0	0	2	1	0	0	1	0	0
26	MID	Collen Warner	5	3	223	0	0	1	0	5	0	0	5	0	0	0
17	FWD	O'Brian White	1	0	45	0	0	0	0	0	2	0	0	0	0	0
32	FWD	Andrew Wiedeman	2	0	29	0	0	0	0	1	0	0	0	0	0	0
31	DEF	Dicoy Williams	1	1	90	0	0	0	0	0	0	0	0	0	0	0
23	DEF	Josh Williams	1	1	90	0	0	0	0	1	1	0	0	0	0	0
19	DEF	Mikael Yourassowsky	1	1	90	0	0	5	0	4	4	1	4	0	0	0
15	FWD	Eriq Zavaleta	3	2	181	0	0	0	0	2	2	0	0	0	0	0
28	MID	Gianluca Zavarise	1	0	31	0	0	1	0	0	1	0	0	0	0	0
Team totals			17	17	1530	20	17	206	66	205	216	47	87	31	4	0
Opponent totals			17	17	1530	24	24	193	77	216	204	31	94	23	2	0

GAME-WINNING GOALS: Sebastian Giovinco 2, Drew Moor 1, Danny Koevermans 1, Dwayne De Rosario 1, Jozy Altidore 1

GAME-WINNING ASSISTS: Nick Soolsma 1, Marky Delgado 1, Michael Bradley 1

PENALTY KICK GOALS/ATTEMPTS: Dwayne De Rosario 1-1



PORTLAND TIMBERS

FRONT OFFICE ADDRESS

Providence Park
Portland Timbers
1844 SW Morrison
Portland, OR 97205
Phone: 503.553.5400
Fax: 503.553.5405
Email: info@timbers.com
<http://www.timbers.com>

TEAM INFORMATION

General Manager: Gavin Wilkinson
 Head Coach: Caleb Porter
 Assistant Coach: Sean McAuley
 Assistant Coach: Cameron Knowles
 Goalkeeping Coach: Adin Brown
 Director, Sports Medicine/Head Athletic Trainer: Nik Wald, ATC
 Director, Sports Science: Nick Milonas
 Head Equipment Manager: Sam Younie

STADIUM INFORMATION

Providence Park
 1844 SW Morrison, Portland, Oregon 97205
 Press Box Phone Number: (503) 553-5503
 Capacity: 21,144 (expandable – 22,000)
 Dimensions: 110 x 75 yards
 Surface: FieldTurf Revolution
 Team Colours: Green, White, Red, Black

TRAINING FACILITIES

adidas Timbers Training Center
 Beaverton, OR

PR DIRECTORY

Chris Metz
 Vice President, Communications
 O: 503-553-5433
 C: 503-358-3608
CMetz@timbers.com

Jhamie Chin
 Manager, Media Relations (Timbers)
 O: 503-553-5529
 C: 407-454-2697
jchin@timbers.com

Kevin Acevedo
 Coordinator, Media Relations
 O: 503-553-5512
 C: 973-980-2028
kacevedo@timbers.com

SOCIAL MEDIA DIRECTORY

Facebook: facebook.com/portlandtimbers
 Twitter: @TimbersFC
 Twitter hashtag: #RCTID
 YouTube: TimbersFC
 Instagram: PortlandTimbers
 Pinterest: PortlandTimbers
 Foursquare: TimbersFC

TORONTO FC CAREER STATISTICS VS. PORTLAND TIMBERS (3-2-2)

UNF	POS	GOALKEEPER	GP	GS	MIN	SHTS	SV	GA	GAA	PG	PA	W	L	T	SO	O'TIME
1	GK	Chris Konopka	1	1	90	5	5	0	0	0	0	1	0	0	1	0-0-0
24	GK	Stefan Frei	2	2	180	15	13	2	1	1	1	0	1	1	1	0-0-0
1	GK	Clint Irwin	1	1	90	3	1	2	2	0	0	0	1	0	0	0-0-0
30	GK	Milos Kocić	1	1	90	5	2	2	2	0	0	0	1	0	1	0-0-0
12	GK	Joseph Bendik	2	2	180	10	5	6	3	0	0	1	1	0	0	0-0-0
Team totals			7	7	630	38	26	12	1.71	1	1	3	2	2	2	0-0-0
Opponent totals			7	7	630	35	23	11	1.57	0	0	2	3	2	1	0-0-0

TORONTO FC CAREER STATISTICS VS. PORTLAND TIMBERS (3-2-2)

UNF	POS	PLAYER	GP	GS	MIN	G	A	SHF	SOG	FC	FS	OFF	CK	C	E	CP
6	DEF	Nick Hagglund	2	1	97	2	0	2	2	1	0	0	0	0	0	0
33	FWD	Javier Martina	2	1	108	2	0	2	2	0	2	0	0	0	0	0
4	MID	Michael Bradley	3	3	270	1	2	6	4	3	2	0	10	0	0	0
10	FWD	Sebastian Giovinco	2	2	180	1	1	12	4	3	6	2	4	0	0	0
29	FWD	Eric Hassli	1	1	80	1	1	4	2	4	0	0	0	0	0	0
7	MID	Will Johnson	1	1	90	1	0	3	2	0	1	0	0	0	0	0
14	FWD	Danny Koevrmans	1	1	90	1	0	5	2	2	0	0	0	0	0	0
70	FWD	Peri Marosevic	1	0	45	1	0	3	2	1	1	0	0	0	0	0
11	MID	Luis Silva	1	1	90	1	0	4	2	0	4	0	0	0	0	0
14	FWD	Dwayne De Rosario	2	1	111	0	1	3	0	4	1	0	2	0	0	0
24	GK	Stefan Frei	2	2	180	0	1	0	0	0	0	0	0	0	0	0
	FWD	Gilberto	1	1	90	0	1	4	0	0	3	0	0	0	0	0
19	MID	Daniel Lovitz	2	1	77	0	1	2	0	1	1	0	2	0	0	0
27	FWD	Luke Moore	2	2	154	0	1	2	0	4	0	0	0	1	0	0
5	DEF	Ashtone Morgan	4	3	273	0	1	0	0	4	2	0	0	1	0	0
7	FWD	Joao Plata	1	1	90	0	1	3	1	0	0	0	0	0	0	0
6	DEF	Gale Agbassoumonde	1	1	90	0	0	1	0	1	0	0	0	1	0	0
17	FWD	Jozy Altidore	1	1	90	0	0	2	1	4	2	0	0	0	0	0
18	FWD	Quincy Amarikwa	1	0	31	0	0	0	0	0	1	0	0	0	0	0
8	MID	Eric Avila	1	1	59	0	0	1	0	0	0	0	0	0	0	0
11	FWD	Mo Babouli	1	0	12	0	0	1	0	0	0	0	0	0	0	0
33	DEF	Steven Beitashour	1	1	89	0	0	0	0	1	3	0	0	0	0	0
8	MID	Kyle Bekker	1	0	15	0	0	0	0	0	0	0	0	0	0	0
12	GK	Joseph Bendik	2	2	180	0	0	0	0	0	0	0	0	0	0	0
28	DEF	Mark Bloom	1	1	90	0	0	0	0	2	1	0	0	0	0	0
17	FWD	Justin Braun	1	0	16	0	0	0	0	1	0	0	0	0	0	0
13	DEF	Steven Caldwell	2	2	180	0	0	0	0	2	0	1	0	0	0	0
12	DEF	Adrian Cann	2	2	180	0	0	1	0	2	1	0	0	0	0	0
14	MID	Jay Chapman	1	0	1	0	0	0	0	0	0	0	0	0	0	0
8	MID	Benoit Cheyrou	1	1	90	0	0	0	0	3	1	0	0	0	0	0
3	MID	Warren Creavalle	1	0	45	0	0	1	1	0	0	0	0	0	0	0
6	MID	Julian de Guzman	1	1	62	0	0	3	1	1	0	0	0	0	0	0
18	MID	Marky Delgado	1	1	90	0	0	1	1	0	0	0	0	0	0	0
29	FWD	Maicon Santos	1	1	68	0	0	3	2	2	0	0	0	0	0	0
23	MID	Terry Dunfield	1	0	28	0	0	0	0	0	0	0	0	0	0	0
10	FWD	Robert Earnshaw	1	1	90	0	0	3	1	0	0	0	0	0	0	0
27	DEF	Richard Eckersley	3	3	270	0	0	2	0	2	4	0	0	0	0	0
3	DEF	Jonas Elmer	1	1	90	0	0	0	0	0	0	0	0	0	0	0
9	MID	Tsubasa Endoh	1	1	78	0	0	0	0	0	2	0	0	0	0	0
22	MID	Torsten Frings	2	2	180	0	0	4	1	2	3	0	7	0	0	0
8	MID	Dan Gargan	1	1	90	0	0	0	0	1	1	0	0	1	0	0
21	FWD	Alan Gordon	1	1	90	0	0	1	0	5	1	1	0	1	0	0
25	DEF	Jeremy Hall	1	1	90	0	0	1	0	3	2	0	0	1	0	0
20	DEF	Ty Harden	3	3	249	0	0	1	1	3	0	0	0	1	0	0
3	DEF	Andy Iro	1	1	90	0	0	0	0	3	2	0	0	0	0	0
1	GK	Clint Irwin	1	1	90	0	0	0	0	0	0	0	0	0	0	0
11	DEF	Jackson	1	0	26	0	0	1	0	1	1	0	0	0	0	0
9	FWD	Ryan Johnson	1	1	90	0	0	3	0	1	0	0	0	0	0	0
30	GK	Milos Kocic	1	1	90	0	0	0	0	0	0	0	0	0	0	0
1	GK	Chris Konopka	1	1	90	0	0	0	0	0	0	0	0	0	0	0
19	NON	Reggie Lambe	2	2	135	0	0	2	0	4	0	0	3	0	0	0
13	FWD	Keith Makubuya	1	0	10	0	0	0	0	0	1	1	0	0	0	0
21	DEF	Aaron Maund	1	1	90	0	0	0	0	0	2	0	0	0	0	0
3	DEF	Drew Moor	1	1	90	0	0	2	0	0	1	0	0	0	0	0
2	DEF	Justin Morrow	3	3	262	0	0	0	0	3	3	0	0	0	0	0
23	FWD	Dominic Oduro	1	1	78	0	0	1	1	1	2	0	0	0	0	0
21	MID	Jonathan Osorio	2	2	158	0	0	2	0	1	2	0	0	0	0	0
24	DEF	Damien Perquis	2	2	180	0	0	1	0	3	4	0	0	1	0	0
23	FWD	Jacob Peterson	1	1	90	0	0	0	0	1	0	0	1	0	0	0
23	MID	Alvaro Rey	1	1	74	0	0	0	0	1	3	0	4	0	0	0
16	MID	Darel Russell	1	1	90	0	0	2	1	1	1	0	0	0	0	0
18	FWD	Nick Soolsma	1	1	45	0	0	0	0	0	0	0	0	0	0	0
10	MID	Alen Stevanovic	1	0	45	0	0	0	0	0	1	0	0	0	0	0
11	D/M	Nathan Sturgis	1	1	45	0	0	0	0	0	1	0	0	0	0	0
26	MID	Collen Warner	1	1	45	0	0	0	0	2	0	0	0	0	0	0
32	FWD	Andrew Wiedeman	3	1	147	0	0	3	1	0	0	1	0	0	0	0
19	DEF	Mikael Yourassowsky	1	1	84	0	0	2	1	2	0	0	0	1	1	0
15	FWD	Eriq Zavaleta	1	1	90	0	0	0	0	2	0	0	0	0	0	0
28	MID	Gianluca Zavarise	1	0	22	0	0	0	0	1	0	0	0	0	0	0
Team totals			7	7	630	11	11	100	35	90	71	6	33	9	1	0
Opponent totals			7	7	630	12	10	100	38	71	90	18	33	11	0	0

GAME-WINNING GOALS: Javier Martina 1, Sebastian Giovinco 1, Michael Bradley 1

GAME-WINNING ASSISTS: Luke Moore 1, Dwayne De Rosario 1, Michael Bradley 1

PENALTY KICK GOALS/ATTEMPTS: None



REAL SALT LAKE

FRONT OFFICE ADDRESS

Real Salt Lake
9256 South State Street
Sandy, UT 84070
Phone: (801) 727-2700
Fax: (801) 727-1469
<http://www.rsl.com>

TEAM INFORMATION

General Manager: Craig Waibel
Head Coach: Jeff Cassar
Assistant Coach: Ted Eck
Assistant Coach: Tyrone Marshall
Goalkeeper Coach: Daryl Shore
Strength and Conditioning Coach: Presley Okobia
Head Athletic Trainer: Tyson Pace, MS, ATC-L
Team Administrator: Tim Weaver

STADIUM INFORMATION

Rio Tinto Stadium
9256 State Street
Sandy, Utah 84070
Phone: (801) 727-2701
Fax: (801) 727-1459
Press Box Phone Number: (801) 727-2717
Capacity: 20,213
Dimensions: 120 x 75 yards
Surface: Kentucky Bluegrass
Team Colours: Red, Yellow, White, Navy Blue

TRAINING FACILITIES

America First Field
76 West Sego Lily Drive (10000 South, .5 block West of State St)
Sandy, UT 84070

PR DIRECTORY

Trey Fitz-Gerald | @RSLTrey
Vice President, Broadcasting and Communications
O: 801-727-2717
C: 801-856-8877
TFitz@realsaltlake.com Mark Nelson

Matt Gaschk
Director of Media Services
O: 801-727-2848
MGaschk@realsaltlake.com

SOCIAL MEDIA DIRECTORY

Facebook: Real Salt Lake
Twitter: @RealSaltLake
Instagram: realsaltlake
YouTube: Real Salt Lake
Google+: +Real Salt Lake

TORONTO FC CAREER STATISTICS VS. REAL SALT LAKE (5-8-2)

UNF	POS	GOALKEEPER	GP	GS	MIN	SHTS	SV	GA	GAA	PG	PA	W	L	T	SO	O'TIME
25	GK	Alex Bono	1	1	90	3	3	0	0	0	0	1	0	0	1	0-0-0
18	GK	Srdjan Djekanovic	1	0	5	0	0	0	0	0	0	0	0	0	0	0-0-0
18	GK	Brian Edwards	1	1	90	9	9	0	0	0	0	1	0	0	1	0-0-0
39	GK	Kenny Stamatopoulos	1	1	90	1	1	0	0	0	0	0	0	1	1	0-0-0
1	GK	Greg Sutton	2	2	180	15	10	2	1	0	0	1	1	0	1	0-0-0
22	GK	Sam Reynolds	1	1	85	4	3	1	1.06	1	1	1	0	0	0	0-0-0
12	GK	Joseph Bendik	2	2	180	9	6	3	1.5	0	0	0	2	0	0	0-0-0
30	GK	Milos Kocic	2	2	180	9	7	3	1.5	0	0	1	1	0	1	0-0-0
24	GK	Stefan Frei	4	4	360	29	20	8	2	0	0	0	3	1	1	0-0-0
30	GK	Julio Cesar	1	1	90	5	2	3	3	1	1	0	1	0	0	0-0-0
Team totals			15	15	1350	84	61	20	1.33	2	2	5	8	2	6	0-0-0
Opponent totals			15	15	1350	65	48	12	0.8	2	3	8	5	2	5	0-0-0

TORONTO FC CAREER STATISTICS VS. REAL SALT LAKE (5-8-2)

UNF	POS	PLAYER	GP	GS	MIN	G	A	SHT	SOG	FC	FS	OFF	CK	C	E	CP
8	MID	Eric Avila	2	2	180	1	0	5	2	0	2	0	0	0	0	0
11	MID	Jim Brennan	6	6	540	1	0	7	5	4	1	0	5	2	0	0
93	FWD	Jeff Cunningham	4	1	97	1	0	3	2	0	5	0	0	1	0	0
14	FWD	Dwayne De Rosario	5	3	337	1	0	8	4	3	3	4	2	0	0	0
29	FWD	Maicon Santos	1	1	90	1	0	3	1	1	2	1	0	0	0	0
20	MID	Amado Guevara	4	4	315	0	0	7	4	9	6	0	15	0	0	0
15	DEF	Doneil Henry	5	3	303	1	0	2	1	6	0	0	0	2	1	0
11	DEF	Jackson	1	0	23	1	0	1	1	1	0	0	0	0	0	0
7	FWD	Joao Plata	3	2	157	1	0	4	2	0	0	1	2	0	0	0
87	FWD	Tosaint Ricketts	1	0	34	1	0	1	1	1	1	2	0	0	0	0
32	MID	Laurent Robert	2	2	171	1	0	4	2	0	0	0	4	0	0	0
21	FWD	Collin Samuel	2	2	180	1	0	8	5	4	2	2	0	0	0	0
3	DEF	Miguel Aceval	1	1	90	0	1	0	0	1	1	0	2	0	0	0
17	FWD	Jozy Altidor	1	0	34	0	1	1	0	1	2	0	0	0	0	0
6	MID	Julian de Guzman	5	4	405	0	1	3	0	6	9	0	0	1	0	0
9	FWD	Danny Dichio	3	2	224	0	1	2	1	4	9	3	0	0	0	0
7	FWD	Bright Dike	1	0	11	0	1	0	0	0	0	0	0	0	0	0
10	FWD	Sebastian Giovinco	2	2	180	0	1	9	4	1	3	2	13	0	0	0
9	FWD	Ryan Johnson	1	1	90	0	1	2	1	1	1	0	0	0	0	0

TORONTO FC CAREER STATISTICS VS. REAL SALT LAKE (5-8-2)

UNF	POS	PLAYER	GP	GS	MIN	G	A	SH	SOG	FC	FS	OFF	CK	C	E	CP
13	D/M	Chris Pozniak	2	2	149	0	1	2	0	1	3	0	0	1	0	0
18	FWD	Nick Soolsma	1	0	24	0	1	2	0	0	0	0	0	0	0	0
15	MID	Matt Stinson	2	1	122	0	1	0	0	2	0	0	0	0	0	0
3	DEF	Nana Attakora	3	3	270	0	0	1	0	2	3	0	0	1	0	0
19	FWD	Chad Barrett	3	3	245	0	0	3	2	2	3	0	0	1	0	0
33	DEF	Steven Beitashour	1	1	90	0	0	0	0	1	0	0	0	0	0	0
8	MID	Kyle Bekker	1	0	12	0	0	0	0	0	0	0	0	0	0	0
12	GK	Joseph Bendik	2	2	180	0	0	0	0	0	0	0	0	0	0	0
28	DEF	Mark Bloom	1	1	90	0	0	2	0	2	1	0	0	0	0	0
25	GK	Alex Bono	1	1	90	0	0	0	0	0	0	0	0	0	0	0
25	MID	Danleigh Borman	2	2	180	0	0	0	0	1	1	0	0	0	0	0
2	DEF	Andrew Boyens	1	1	90	0	0	0	0	3	3	0	0	1	0	0
4	MID	Michael Bradley	1	1	90	0	0	2	0	3	1	0	8	0	0	0
17	FWD	Justin Braun	1	0	31	0	0	1	0	0	1	0	0	0	0	0
3	DEF	Adam Braz	1	0	44	0	0	0	0	3	0	0	0	1	0	0
22	F/M	Jeremy Brockie	1	1	90	0	0	2	1	2	1	0	0	0	0	0
13	DEF	Steven Caldwell	2	2	180	0	0	1	1	2	0	0	0	2	0	0
23	MID	Miguel Canizalez	1	0	31	0	0	2	0	0	0	0	0	0	0	0
12	DEF	Adrian Cann	3	3	270	0	0	1	1	3	2	0	0	0	0	0
14	MID	Jay Chapman	1	1	56	0	0	1	0	0	1	0	0	0	0	0
8	MID	Benoit Cheyrou	1	1	90	0	0	0	0	2	2	0	0	0	0	0
15	MID	Bobby Conway	1	1	86	0	0	1	0	1	2	0	0	0	0	0
3	MID	Warren Creavalle	1	1	67	0	0	0	0	1	0	0	0	0	0	0
2	MID	Sam Cronin	2	2	180	0	0	0	0	0	0	1	0	0	0	0
18	FWD	Jermain Defoe	1	1	62	0	0	2	0	1	2	3	0	1	0	0
18	MID	Marky Delgado	1	1	90	0	0	1	0	0	0	0	0	0	0	0
18	GK	Srdjan Djekanovic	1	0	5	0	0	0	0	0	0	0	0	1	0	0
23	MID	Terry Dunfield	1	1	68	0	0	0	0	0	0	0	0	0	0	0
12	DEF	Todd Dunivant	3	2	189	0	0	3	3	1	1	1	0	0	0	0
27	DEF	Richard Eckersley	3	3	239	0	0	0	0	7	5	0	0	1	0	0
6	MID	Maurice Edu	3	3	270	0	0	2	0	7	5	0	0	0	0	0
18	GK	Brian Edwards	1	1	90	0	0	0	0	0	0	0	0	0	0	0
2	DEF	Logan Emory	1	0	14	0	0	0	0	1	0	0	0	0	0	0
9	MID	Tsubasa Endoh	1	1	83	0	0	1	0	0	2	0	0	0	0	0
5	DEF	Lesly Fellingina	1	0	6	0	0	0	0	0	0	0	0	0	0	0
55	FWD	Robbie Findley	1	1	90	0	0	1	1	0	1	2	0	0	0	0
24	GK	Stefan Frei	4	4	360	0	0	0	0	0	2	0	0	0	0	0
22	MID	Torsten Frings	2	2	180	0	0	2	0	3	5	0	2	1	0	0
4	DEF	Nick Garcia	2	2	180	0	0	1	1	1	2	0	0	0	0	0
8	MID	Dan Gargan	3	3	246	0	0	4	2	0	0	0	0	0	0	0
10	FWD	Ali Gerba	1	0	0	0	0	0	0	0	0	1	0	0	0	0
10	FWD	Gilberto	1	1	90	0	0	5	1	0	4	0	0	0	0	0
32	DEF	Emmanuel Gomez	1	1	90	0	0	0	0	1	2	0	0	0	0	0
6	DEF	Nick Hagglund	2	1	97	0	0	1	1	1	2	0	0	0	0	0
25	DEF	Jeremy Hall	2	2	137	0	0	1	0	0	3	0	0	0	0	0
22	FWD	Jordan Hamilton	1	1	56	0	0	0	0	1	0	1	0	0	0	0
20	DEF	Ty Harden	3	2	205	0	0	2	0	2	2	0	0	0	0	0
34	DEF	Raivis Hscanovics	1	1	45	0	0	0	0	0	0	0	0	0	0	0
7	FWD	Fuad Ibrahim	2	1	98	0	0	4	2	2	0	5	0	1	0	0
3	DEF	Andy Iro	1	1	65	0	0	0	0	0	1	0	0	0	0	0
3	DEF	Julius James	1	1	90	0	0	2	0	2	0	0	0	0	0	0
30	GK	Milos Kocic	2	2	180	0	0	0	0	0	1	0	0	0	0	0
14	FWD	Danny Koevermans	2	2	129	0	0	2	1	3	1	1	0	1	0	0
20	MID	Matias Laba	1	1	90	0	0	0	0	2	1	0	0	0	0	0
21	MID	Nick LaBrocca	2	2	180	0	0	0	0	2	1	0	8	1	0	0
19	NON	Reggie Lambe	2	1	94	0	0	1	1	0	1	1	0	0	0	0
19		Andrea Lombardo	1	1	68	0	0	5	4	1	3	2	0	0	0	0
19	MID	Daniel Lovitz	1	0	13	0	0	0	0	0	0	0	0	0	0	0
70	FWD	Peri Marosevic	1	1	90	0	0	3	1	1	1	0	0	0	0	0
14	FWD	Tyronne Marshall	4	4	360	0	0	1	0	5	3	0	0	1	0	0
33	FWD	Javier Martina	2	1	61	0	0	0	0	0	0	0	0	0	0	0
10	FWD	Mista	1	1	90	0	0	4	0	0	0	1	0	0	0	0
3	DEF	Drew Moor	1	1	90	0	0	0	0	0	1	0	0	0	0	0
27	FWD	Luke Moore	1	1	79	0	0	0	0	2	1	0	0	1	0	0
5	DEF	Ashtone Morgan	2	2	153	0	0	0	0	0	0	0	0	0	0	0
2	DEF	Justin Morrow	2	2	180	0	0	2	0	1	0	0	0	0	0	0
20	MID	Issey Nakajima-Farran	1	0	31	0	0	0	0	0	0	0	0	0	0	0
15	MID	Joseph Nane	1	1	45	0	0	1	1	0	1	0	0	0	0	0
7	MID	Ronnie O'Brien	1	1	90	0	0	0	0	1	1	0	2	1	0	0
48	DEF	Darren O'Dea	1	1	90	0	0	2	1	4	0	0	0	0	0	0
16	DEF	Bradley Orr	1	1	59	0	0	1	1	0	0	0	0	0	0	0
21	MID	Jonathan Osorio	3	3	270	0	0	2	0	4	4	0	1	0	0	0
23	FWD	Jacob Peterson	1	0	21	0	0	1	0	0	0	0	0	0	0	0
23	MID	Alvaro Rey	1	1	90	0	0	0	0	0	2	0	0	0	0	0
22	GK	Sam Reynolds	1	1	85	0	0	0	0	0	0	0	0	0	0	0
33	M/F	Ryan Richter	1	1	90	0	0	0	0	2	0	0	0	1	0	0
10	MID	Rohan Ricketts	2	2	174	0	0	1	0	3	7	0	0	0	0	0
33	MID	Carl Robinson	5	5	450	0	0	5	1	14	3	0	2	0	0	0
22	DEF	Amadou Sanyang	2	1	62	0	0	0	0	1	0	0	0	0	0	0
25	MID	Martin Saric	2	2	159	0	0	0	0	2	1	0	0	0	0	0
33	DEF	Adrian Serieux	2	2	180	0	0	0	0	2	1	0	0	1	0	0
11	MID	Luis Silva	1	0	35	0	0	1	0	1	1	0	3	0	0	0
38	DEF	Clement Simonin	1	1	90	0	0	1	0	1	0	0	0	1	0	0
23	FWD	Jarrod Smith	2	1	71	0	0	1	0	0	0	0	0	0	0	0
30	GK	Julio Cesar	1	1	90	0	0	0	0	0	1	0	0	0	0	0
39	GK	Kenny Stamatopoulos	1	1	90	0	0	0	0	0	0	0	0	0	0	0
11	D/M	Nathan Sturgis	1	1	90	0	0	0	0	0	2	0	4	0	0	0
1	GK	Greg Sutton	2	2	180	0	0	0	0	0	1	0	0	0	0	0
33	DEF	Maksim Usanov	2	2	135	0	0	0	0	3	1	0	0	0	0	0



TORONTO FC CAREER STATISTICS VS. REAL SALT LAKE (5-8-2)															
UNF	POS	PLAYER	GP	GS	MIN	G	A	SHT	SOG	FC	FS	OFF	CK	C	CP
4	DEF	Marco Velez	3	2	201	0	0	0	0	3	1	0	0	1	0
8	FWD	Pablo Vitti	1	1	69	0	0	0	0	0	2	0	0	1	0
26	MID	Collen Warner	1	1	90	0	0	0	0	4	1	0	0	1	0
7	MID	Andy Welsh	1	0	41	0	0	0	0	1	0	0	0	0	0
17	FWD	O'Brian White	3	1	179	0	0	1	0	1	1	2	0	0	0
23	DEF	Josh Williams	1	1	90	0	0	0	0	1	0	0	0	0	0
16	DEF	Marvell Wynne	2	2	136	0	0	2	2	0	2	0	0	0	0
19	DEF	Mikael Yourassowsky	1	0	45	0	0	0	0	0	1	0	0	0	0
28	MID	Gianluca Zavarise	1	1	90	0	0	1	0	1	1	1	0	0	0
Team totals			15	15	1350	12	10	162	65	176	165	37	76	29	1
Opponent totals			15	15	1350	20	21	195	84	165	176	42	86	27	2

GAME-WINNING GOALS: Collin Samuel 1, Laurent Robert 1, Tosaint Ricketts 1, Joao Plata 1, Jim Brennan 1
 GAME-WINNING ASSISTS: Matt Stinson 1, Sebastian Giovinco 1, Jozy Altidore 1
 PENALTY KICK GOALS/ATTEMPTS: Collin Samuel 1-1, Torsten Frings 0-1, Dwayne De Rosario 1-1





SAN JOSE EARTHQUAKES

FRONT OFFICE ADDRESS

San Jose Earthquakes
1123 Coleman Ave.
San Jose, CA 95110
Phone: (408) 556-7700
Fax: (408) 260-6802
<http://www.sjearthquakes.com>

TEAM INFORMATION

General Manager: Jesse Fioranelli
Head Coach: Dominic Kinneer
Assistant Coach: Steve Ralston
Goalkeeper Coach: Tim Hanley
Sporting Director: Chris Leitch
Team Administrator: Sean Mearns
Strength and Conditioning Coach: Greg Tella
Equipment Manager: Andy Dunbar

STADIUM INFORMATION

Avaya Stadium
1123 Coleman Ave.
San Jose, CA 95110
Capacity: 18,000
Surface: Bandera Bermuda Grass
Dimensions: N/A
Team Colours: Blue, Black, Red, White

TRAINING FACILITIES

Earthquakes Training Facility
1135 Coleman Ave.
San Jose, CA 95110

PR DIRECTORY

Jed Mettee
VP, Marketing & Communications
O: 408-556-7723
C: 408-613-8172
JMettee@sjearthquakes.com

Jake Pisani
Manager, Media Relations
O: 408-556-7774
C: 650-483-0701
Jpisani@sjearthquakes.com

Charlotte Muscroft
Coordinator, Media Relations
O: 408-556-7702
C: 816-387-7202
CMuscroft@sjearthquakes.com

SOCIAL MEDIA DIRECTORY

Facebook: San Jose Earthquakes
Twitter: @SJEarthquakes
Instagram: sjearthquakes
YouTube: San Jose Earthquakes

TORONTO FC CAREER STATISTICS VS. SAN JOSE EARTHQUAKES (4-5-4)

UNF	POS	GOALKEEPER	GP	GS	MIN	SHTS	SV	GA	GAA	PG	PA	W	L	T	SO	O-TIME
12	GK	Joseph Bendik	2	2	180	6	4	2	1	0	0	1	1	0	1	0-0-0
18	GK	Brian Edwards	1	1	90	3	2	1	1	0	0	0	0	1	0	0-0-0
1	GK	Chris Konopka	1	1	90	2	1	1	1	1	1	0	0	0	0	0-0-0
1	GK	Greg Sutton	2	2	180	12	10	2	1	1	1	0	1	1	1	0-0-0
24	GK	Stefan Frei	4	4	360	28	21	6	1.5	1	1	2	1	1	0	0-0-0
25	GK	Alex Bono	1	1	90	3	1	2	2	0	0	0	1	0	0	0-0-0
30	GK	Milos Kocic	2	2	180	8	4	4	2	0	0	0	1	1	0	0-0-0
Team totals			13	13	1170	62	43	18	1.38	3	3	4	5	4	2	0-0-0
Opponent totals			13	13	1170	53	34	17	1.31	1	2	5	4	4	3	0-0-0

TORONTO FC CAREER STATISTICS VS. SAN JOSE EARTHQUAKES (4-5-4)

UNF	POS	PLAYER	GP	GS	MIN	G	A	SHT	SOG	FC	FS	OFF	CK	C	E	CP
14	FWD	Dwayne De Rosario	4	3	315	3	3	11	5	9	1	6	4	3	0	0
19	FWD	Chad Barrett	5	5	423	3	1	14	6	1	3	2	0	1	0	0
2	DEF	Justin Morrow	3	2	189	2	0	5	2	1	1	0	0	0	0	0
3	DEF	Nana Attakora	4	4	315	1	1	2	2	1	1	0	0	1	0	0
27	FWD	Luke Moore	2	2	174	1	1	2	2	2	4	0	0	0	0	0
8	MID	Eric Avila	1	1	84	1	0	1	1	2	3	0	1	0	0	0
17	FWD	Justin Braun	1	1	77	1	0	1	1	1	0	0	0	0	0	0
3	MID	Warren Creavalle	1	1	66	1	0	1	1	2	3	0	0	0	0	0
18	FWD	Jerman Defoe	1	1	90	1	0	3	2	4	0	2	0	1	0	0
29	FWD	Maicon Santos	2	2	155	1	0	7	2	1	2	0	0	0	0	0
21	FWD	Alan Gordon	1	1	90	1	0	3	1	1	3	0	0	0	0	0
8	FWD	Pablo Vitti	2	1	99	1	0	3	3	1	1	1	0	0	0	0
10	FWD	Sebastian Giovinco	2	2	180	0	2	17	6	3	4	1	4	0	0	0
33	DEF	Steven Beitashour	1	1	72	0	1	0	0	0	0	0	0	0	0	0
4	MID	Michael Bradley	1	1	90	0	1	2	0	0	0	0	4	0	0	0
8	MID	Dan Gargan	2	2	135	0	1	0	0	2	2	0	0	0	0	0
22	FWD	Jordan Hamilton	1	1	76	0	1	2	2	1	1	1	0	0	0	0
15	DEF	Doneil Henry	2	2	180	0	1	2	0	5	2	0	0	2	0	0
21	MID	Nick LaBrocca	1	1	90	0	1	0	0	1	3	0	2	0	0	0
10	FWD	Mista	1	0	45	0	1	1	0	2	0	0	0	0	0	0
48	DEF	Darren O'Dea	1	1	90	0	1	0	0	0	0	0	0	0	0	0



TORONTO FC CAREER STATISTICS VS. SAN JOSE EARTHQUAKES (4-5-4)																
UNF	POS	PLAYER	GP	GS	MIN	G	A	SHT	SOG	FC	FS	OFF	CK	C	E	CP
21	MID	Jonathan Osorio	4	3	263	0	1	3	1	2	4	0	3	0	0	0
17	FWD	O'Brian White	3	2	153	0	1	3	1	1	0	1	0	0	0	0
3	DEF	Miguel Aceval	1	1	90	0	0	1	0	1	0	0	0	0	0	0
11	FWD	Mo Babouni	1	0	18	0	0	1	0	0	0	0	0	0	0	0
8	MID	Kyle Bekker	1	1	78	0	0	1	0	3	2	0	0	0	0	0
12	GK	Joseph Bendik	2	2	180	0	0	0	0	0	1	0	0	0	0	0
28	DEF	Mark Bloom	1	1	90	0	0	0	0	2	1	0	0	0	0	0
25	GK	Alex Bono	1	1	90	0	0	0	0	0	0	0	0	0	0	0
25	MID	Danleigh Borman	2	1	92	0	0	0	0	0	1	0	1	0	0	0
11	MID	Jim Brennan	4	4	359	0	0	2	0	2	2	2	2	1	0	0
13	DEF	Steven Caldwell	1	1	90	0	0	1	0	0	1	0	0	0	0	0
12	DEF	Adrian Cann	3	3	270	0	0	1	1	2	0	0	0	0	0	0
14	MID	Jay Chapman	2	1	96	0	0	1	0	0	3	0	0	0	0	0
8	MID	Benoit Cheyrou	2	2	180	0	0	2	0	1	3	0	1	0	0	0
2	MID	Sam Cronin	2	1	98	0	0	1	0	0	0	0	0	0	0	0
93	FWD	Jeff Cunningham	1	0	20	0	0	0	0	0	0	0	0	0	0	0
6	MID	Julian de Guzman	6	4	450	0	0	4	0	13	5	0	1	2	0	0
18	MID	Marky Delgado	1	0	14	0	0	0	0	0	0	0	0	0	0	0
9	FWD	Danny Dichio	2	1	57	0	0	0	0	0	1	2	0	0	0	0
23	MID	Terry Dunfield	1	1	45	0	0	0	0	0	0	0	3	0	0	0
20	FWD	Robert Earnshaw	1	1	90	0	0	2	0	1	2	0	0	0	0	0
27	DEF	Richard Eckersley	2	2	180	0	0	0	0	4	3	0	0	0	0	0
18	GK	Brian Edwards	1	1	90	0	0	0	0	0	0	0	0	0	0	0
2	DEF	Logan Enery	1	1	60	0	0	0	0	1	4	0	0	1	0	0
9	MID	Tsubasa Endoh	1	1	90	0	0	1	0	0	2	0	2	0	0	0
31	FWD	Hogan Ephraim	1	0	21	0	0	0	0	0	0	0	0	0	0	0
5	DEF	Lesly Felling	1	1	90	0	0	2	2	0	1	0	2	0	0	0
2	D/M	Hunter Freeman	1	1	90	0	0	0	0	1	0	0	0	0	0	0
24	GK	Stefan Frei	4	4	360	0	0	0	0	0	0	0	0	0	0	0
22	MID	Torsten Frings	1	1	90	0	0	2	2	2	2	1	2	0	0	0
4	DEF	Nick Garcia	4	4	360	0	0	1	0	3	2	0	0	0	0	0
20	MID	Amado Guevara	3	3	270	0	0	10	3	1	5	1	10	1	0	0
6	DEF	Nick Hagglund	3	1	110	0	0	5	1	1	1	1	0	1	0	0
25	DEF	Jeremy Hall	1	1	90	0	0	0	0	4	1	0	0	0	0	0
20	DEF	Ty Harden	4	4	334	0	0	4	0	7	0	1	0	0	0	0
5	DEF	Kevin Harmse	1	1	90	0	0	0	0	1	1	0	0	0	0	0
34	DEF	Raivis Hscanovics	1	1	72	0	0	0	0	1	1	0	0	0	0	0
7	FWD	Fuad Ibrahim	2	1	99	0	0	4	1	1	2	1	0	1	0	0
3	DEF	Andy Iro	1	1	90	0	0	0	0	1	1	0	0	0	0	0
11	DEF	Jackson	2	1	89	0	0	3	0	2	3	0	0	0	0	0
9	FWD	Ryan Johnson	2	2	180	0	0	3	1	1	1	1	0	0	0	0
30	GK	Milos Kocic	2	2	180	0	0	0	0	0	0	0	0	0	0	0
14	FWD	Danny Koevermans	1	0	45	0	0	2	0	0	0	1	0	0	0	0
1	GK	Chris Kozak	1	1	90	0	0	0	0	0	0	0	0	0	0	0
20	MID	Matias Laba	1	1	90	0	0	0	0	0	1	0	1	1	0	0
19	NON	Reggie Lambe	2	2	180	0	0	1	0	3	2	1	0	1	0	0
19	MID	Daniel Lovitz	1	0	3	0	0	0	0	0	0	0	0	0	0	0
70	FWD	Peri Marosevic	1	1	58	0	0	1	1	0	0	2	0	0	0	0
14	FWD	Tyrone Marshall	2	2	180	0	0	0	0	0	0	0	0	1	0	0
33	FWD	Javier Martina	1	1	90	0	0	1	0	0	0	1	0	0	0	0
21	DEF	Aaron Maund	1	0	26	0	0	0	0	0	1	0	0	0	0	0
3	DEF	Drew Moor	1	1	90	0	0	0	0	0	0	0	0	0	0	0
5	DEF	Ashtone Morgan	3	3	270	0	0	1	0	3	5	0	0	0	0	0
23	FWD	Dominic Odoro	1	0	25	0	0	0	0	0	0	0	0	0	0	0
24	DEF	Damien Perquis	1	1	90	0	0	0	0	0	1	0	0	0	0	0
23	FWD	Jacob Peterson	3	3	270	0	0	3	0	3	1	0	4	1	0	0
7	FWD	Joao Plata	3	2	198	0	0	1	0	1	6	2	1	0	0	0
3	M/F	Ryan Richter	1	1	90	0	0	0	0	0	0	0	0	0	0	0
10	MID	Rohan Ricketts	2	2	180	0	0	0	0	2	0	2	0	0	0	0
32	MID	Laurent Robert	1	1	90	0	0	2	1	1	2	0	2	0	0	0
33	MID	Carl Robinson	3	3	270	0	0	0	0	2	1	0	0	0	0	0
15	MID	Tyler Rosenlund	1	1	70	0	0	0	0	0	0	0	0	0	0	0
25	FWD	Carlos Ruiz	1	0	30	0	0	0	0	0	0	0	0	0	0	0
16	MID	Darel Russell	1	0	30	0	0	1	0	3	0	0	0	0	0	0
22	DEF	Amadou Sanyang	1	1	90	0	0	0	0	3	1	0	0	0	0	0
25	MID	Martin Sarić	1	1	45	0	0	0	0	1	0	0	0	1	0	0
15	DEF	Adrian Serrioux	2	2	180	0	0	0	0	5	2	0	0	1	0	0
11	MID	Luis Silva	2	2	159	0	0	4	0	0	1	0	6	0	0	0
23	FWD	Jarrod Smith	1	0	45	0	0	1	0	0	0	0	0	0	0	0
13	FWD	Johann Smith	1	1	45	0	0	0	0	2	0	0	0	0	0	0
18	FWD	Nick Soolsma	1	0	5	0	0	0	0	0	0	0	0	0	0	0
10	MID	Alen Stevanovic	1	1	63	0	0	1	1	0	3	1	1	0	0	0
15	MID	Matt Stinson	1	0	32	0	0	0	0	0	0	0	0	0	0	0
1	GK	Greg Sutton	2	2	180	0	0	0	0	0	0	0	0	0	0	0
22	MID	Tony Tchani	1	1	90	0	0	2	1	3	2	0	0	1	0	0
4	DEF	Marco Velez	2	1	91	0	0	0	0	1	0	0	0	0	0	0
55	DEF	Eddy Viator	1	0	6	0	0	0	0	0	0	0	0	0	0	0
26	MID	Collen Warner	1	1	90	0	0	0	0	2	1	0	6	0	0	0
23	DEF	Josh Williams	1	1	90	0	0	0	0	1	2	0	0	0	0	0
16	DEF	Marvell Wynne	2	2	180	0	0	0	0	2	1	0	0	0	0	0
15	FWD	Erik Zavaleta	1	1	90	0	0	0	0	1	1	0	0	0	0	0
28	MID	Gianluca Zavarise	1	0	27	0	0	0	0	0	0	0	0	0	0	0
Team totals			13	13	1170	17	18	156	53	138	134	34	64	22	0	0
Opponent totals			13	13	1170	18	22	172	62	134	138	35	63	20	2	0

GAME-WINNING GOALS: Pablo Vitti 1, Dwayne De Rosario 1, Jermain Defoe 1, Warren Creavalle 1
GAME-WINNING ASSISTS: Luke Moore 1, Dan Gargan 1, Nana Attakora 1
PENALTY KICK GOALS/ATTEMPTS: Amado Guevara 0-1, Jermain Defoe 1-1



SEATTLE SOUNDERS

FRONT OFFICE ADDRESS

Sounders FC Front Office
159 S. Jackson Street, Suite 200
Seattle, WA 98104
Phone: (206) 512-1200
<http://www.soundersfc.com>

TEAM INFORMATION

General Manager and President of Soccer: Garth Lagerwey
Head Coach: Brian Schmetzer
Assistant Coach: Djimi Traore
Goalkeeper Coach: Tom Dutra
Manager of Performance & Sports Science: David Tenney
Head Strength & Conditioning Coach: Chad Kolarcik
Head Equipment Manager: Nolan Myer

STADIUM INFORMATION

Century Link Field
800 Occidental Ave. S., Seattle, WA 98134
Main Phone: (206) 381-7555
Dimensions: 117 x 73 yards
Surface: FieldTurf Revolution
Capacity: 38,300
Press Box Phone Number: (206) 381-7237
Team Colours: Navy Blue, Green

TRAINING FACILITIES

Starfire Sports Complex
14800 Starfire Way, Seattle, WA, 98188
Main Phone: (206) 431-3232
www.StarfireSports.com

PR DIRECTORY

Alex Caulfield | @Alex_Caulfield
Sr. Director of Communications
O: 206.512.1225
C: 216.978.7212
AlexC@SoundersFC.com

Matt Winter
Communications Coordinator
O: 206-512-1215
C: 206-639-4610
MattW@soundersfc.com

Danny Ciaccio
Communications Coordinator
O: 206-582-0767
C: 206-775-2173
DannyC@SoundersFC.com

SOCIAL MEDIA DIRECTORY

Facebook: Seattle Sounders
Twitter: @SoundersFC
In-Game Twitter: @LiveSounders
Promotions Twitter: @winSounders
Academy Twitter: @SoundersAcademy
YouTube: SoundersFCdotcom
Twitter hashtag: #Sounders
Instagram: SoundersFC
Pinterest: SoundersFC
Google+: +SoundersFC

TORONTO FC CAREER STATISTICS VS. SEATTLE SOUNDERS FC (2-7-2)

UNF	POS	GOALKEEPER	GP	GS	MIN	SHTS	SV	GA	GAA	PG	PA	W	L	T	SO	O'TIME
25	GK	Alex Bono	1	1	90	3	1	1	1	0	0	0	0	1	0	0-0-0
30	GK	Julio Cesar	1	1	90	2	1	1	1	0	0	1	0	0	0	0-0-0
24	GK	Stefan Frei	5	5	450	27	20	7	1.4	1	1	1	3	1	2	0-0-0
12	GK	Joseph Bendik	1	1	90	2	1	2	2	0	0	0	1	0	0	0-0-0
1	GK	Chris Konopka	1	1	90	9	7	2	2	0	0	0	1	0	0	0-0-0
1	GK	Greg Sutton	1	1	90	3	1	2	2	0	0	0	1	0	0	0-0-0
30	GK	Milos Kocić	1	1	90	7	4	3	3	0	0	0	1	0	0	0-0-0
Team totals			11	11	990	53	35	18	1.64	1	1	2	7	2	2	0-0-0
Opponent totals			11	11	990	31	20	10	0.91	0	0	7	2	2	4	0-0-0

TORONTO FC CAREER STATISTICS VS. SEATTLE SOUNDERS FC (2-7-2)

UNF	POS	PLAYER	GP	GS	MIN	G	A	SHT	SOG	FC	FS	OFF	CK	C	E	CP
14	FWD	Dwayne De Rosario	5	5	412	2	1	10	3	10	8	6	1	1	0	0
18	FWD	Jermain Defoe	1	1	90	2	0	2	2	0	1	0	0	0	0	0
21	MID	Jonathan Osorio	4	3	290	1	1	6	3	5	4	0	9	0	0	0
17	FWD	O'Brian White	2	1	100	1	1	2	2	0	0	0	0	0	0	0
19	FWD	Chad Barrett	4	4	275	1	0	4	3	2	1	3	0	1	0	0
22	FWD	Jordan Hamilton	2	1	99	1	0	3	1	1	0	1	0	0	0	0
9	FWD	Ryan Johnson	1	1	90	1	0	4	1	0	5	2	0	0	0	0
15	FWD	Eriq Zavaleta	2	2	178	1	0	2	1	0	0	1	0	0	0	0
3	DEF	Miguel Aceval	1	1	90	0	1	1	0	1	0	0	0	0	0	0
29	FWD	Maicon Santos	3	3	225	0	1	7	1	5	3	1	0	1	0	0
8	MID	Dan Gargan	4	2	209	0	1	0	0	6	3	0	0	1	0	0
37	FWD	Nicholas Lindsay	1	0	29	0	1	0	0	0	0	0	0	0	0	0
5	DEF	Ashtone Morgan	3	2	181	0	1	0	0	0	5	0	0	0	0	0
32	FWD	Andrew Wiedeman	2	1	83	0	1	1	0	1	1	1	0	0	0	0
3	DEF	Nana Attakora	3	3	225	0	0	0	0	3	1	0	0	1	0	0
8	MID	Eric Avila	1	1	57	0	0	1	0	1	1	0	0	0	0	0
33	DEF	Steven Beitashour	1	1	90	0	0	1	0	1	1	0	0	1	0	0
12	GK	Joseph Bendik	1	1	90	0	0	0	0	0	0	0	0	0	0	0



TORONTO FC CAREER STATISTICS VS. SEATTLE SOUNDERS FC (2-7-2)

UNF	POS	PLAYER	GP	GS	MIN	G	A	SHT	SOG	FC	FS	OFF	CK	C	E	CP
28	DEF	Mark Bloom	2	2	180	0	0	0	0	2	5	0	0	0	0	0
25	GK	Alex Bono	1	1	90	0	0	0	0	0	1	0	0	0	0	0
25	MID	Danleigh Borman	2	2	180	0	0	0	0	2	0	0	0	1	0	0
4	MID	Michael Bradley	2	2	180	0	0	3	0	3	3	0	8	0	0	0
17	FWD	Justin Braun	1	0	1	0	0	0	0	0	0	0	0	0	0	0
11	MID	Jim Brennan	2	2	180	0	0	1	0	1	1	0	0	1	0	0
22	F/M	Jeremy Brockie	1	1	90	0	0	4	1	2	1	0	0	0	0	0
13	DEF	Steven Caldwell	2	2	180	0	0	0	1	1	0	0	0	0	0	0
12	DEF	Adrian Cann	3	3	270	0	0	0	0	4	0	0	0	1	0	0
14	MID	Jay Chapman	2	1	86	0	0	1	0	0	0	0	0	0	0	0
8	MID	Benoit Cheyrou	1	0	13	0	0	0	0	0	0	0	0	0	0	0
15	MID	Bobby Conway	1	1	90	0	0	0	0	2	3	1	2	0	0	0
16	MID	Oscar Cordon	1	0	45	0	0	1	0	4	0	0	0	1	0	0
2	MID	Sam Cronin	3	1	151	0	0	1	0	1	1	0	1	1	0	0
6	MID	Julian de Guzman	3	3	237	0	0	2	0	7	6	0	0	1	0	0
18	MID	Marky Delgado	2	2	180	0	0	1	0	5	3	0	0	2	0	0
9	FWD	Danny Dichio	1	0	35	0	0	0	0	1	1	1	0	0	0	0
23	MID	Terry Dunfield	1	1	90	0	0	0	0	3	0	0	1	0	0	0
10	FWD	Robert Earnshaw	1	0	34	0	0	3	1	0	0	0	0	0	0	0
27	DEF	Richard Eckersley	3	3	269	0	0	0	0	9	4	0	0	0	0	0
48	MID	Raheem Edwards	1	0	2	0	0	1	1	0	0	0	0	0	0	0
2	DEF	Logan Emory	1	1	90	0	0	1	0	1	2	0	0	0	0	0
9	MID	Tsubasa Endoh	1	1	77	0	0	1	0	2	1	0	1	0	0	0
55	FWD	Robbie Findley	1	1	90	0	0	0	0	1	3	0	0	0	0	0
24	GK	Stefan Frei	5	5	450	0	0	0	0	0	1	0	0	0	0	0
22	MID	Torsten Frings	1	1	24	0	0	0	0	0	0	0	0	0	0	0
27	D/M	Gabe Galt	1	0	0	0	0	0	0	0	0	0	0	0	0	0
4	DEF	Nick Garcia	2	1	135	0	0	0	0	2	2	0	0	0	0	0
10	FWD	Ali Gerba	1	0	22	0	0	1	0	0	1	0	0	0	0	0
10	FWD	Sebastian Giovinco	1	1	90	0	0	4	1	2	2	1	2	0	0	0
26	DEF	Matt Gold	1	0	28	0	0	0	0	0	0	0	0	0	0	0
32	DEF	Emmanuel Gomez	1	1	90	0	0	0	0	0	0	0	0	1	0	0
16	FWD	Herculez Gomez	1	1	74	0	0	0	0	0	1	0	0	0	0	0
21	FWD	Alan Gordon	1	1	90	0	0	0	0	3	1	1	0	0	0	0
20	MID	Amado Guevara	2	2	180	0	0	6	1	3	1	0	8	0	0	0
6	DEF	Nick Hagglund	1	1	90	0	0	0	0	1	0	0	0	0	0	0
20	DEF	Ty Harden	3	3	225	0	0	1	0	1	1	0	0	1	0	0
5	DEF	Kevin Harmse	1	1	90	0	0	1	0	1	0	0	0	0	0	0
15	DEF	Doneil Henry	3	3	270	0	0	1	0	4	1	0	0	0	0	0
34	DEF	Raivis Hscanovics	1	1	90	0	0	0	0	1	0	0	0	0	0	0
11	DEF	Jackson	1	1	89	0	0	3	1	5	1	0	0	0	0	0
30	GK	Milos Kocic	1	1	90	0	0	0	0	0	0	0	0	0	0	0
14	FWD	Danny Koevermans	1	0	45	0	0	2	1	0	0	1	0	0	0	0
1	GK	Chris Konopka	1	1	90	0	0	0	0	0	0	0	0	0	0	0
20	MID	Matias Laba	1	1	90	0	0	0	0	0	0	0	0	0	0	0
21	MID	Nick LaBrocca	2	2	154	0	0	2	0	0	2	0	5	0	0	0
19	NON	Reggie Lambe	1	1	71	0	0	0	0	1	0	0	0	0	0	0
33	FWD	Javier Martina	2	1	109	0	0	3	1	1	1	0	0	0	0	0
21	DEF	Aaron Maund	1	0	66	0	0	0	0	1	0	0	0	1	0	0
27	FWD	Luke Moore	1	1	90	0	0	2	1	0	0	0	0	0	0	0
2	DEF	Justin Morrow	1	1	90	0	0	0	0	1	3	0	0	1	0	0
16	DEF	Bradley Orr	1	0	25	0	0	0	0	1	0	0	0	0	0	0
24	DEF	Damien Perquis	1	1	90	0	0	0	0	2	2	0	0	0	0	0
23	FWD	Jacob Peterson	2	2	151	0	0	3	0	0	0	0	1	0	0	0
7	FWD	Joao Plata	2	1	123	0	0	6	0	0	1	0	1	0	0	0
23	MID	Alvaro Rey	2	1	84	0	0	1	1	5	3	0	0	1	0	0
10	MID	Rohan Ricketts	1	1	45	0	0	0	0	0	0	0	0	0	0	0
33	MID	Carl Robinson	1	1	90	0	0	0	0	1	0	0	0	0	0	0
22	DEF	Amadou Sanyang	1	1	90	0	0	0	0	5	3	0	0	0	0	0
25	MID	Martin Saric	1	1	90	0	0	0	0	3	0	0	0	1	0	0
15	DEF	Adrian Serieux	1	1	90	0	0	0	0	2	2	0	0	0	0	0
11	MID	Luis Silva	1	1	90	0	0	0	0	2	3	0	3	0	0	0
38	DEF	Clement Simonin	1	1	81	0	0	0	0	3	0	0	0	0	0	0
13	FWD	Johann Smith	1	0	5	0	0	0	0	0	0	0	0	0	0	0
30	GK	Julio Cesar	1	1	90	0	0	0	0	0	0	0	0	1	0	0
18	FWD	Nick Soolsma	2	2	180	0	0	3	2	2	1	0	1	0	0	0
10	MID	Alan Stevanovic	2	2	133	0	0	1	0	0	2	0	0	0	0	0
11	D/M	Nathan Sturgis	2	1	78	0	0	2	0	1	3	0	7	0	0	0
1	GK	Greg Sutton	1	1	90	0	0	0	0	0	0	0	0	0	0	0
33	DEF	Maksim Usanov	1	1	90	0	0	0	0	3	0	0	0	1	0	0
8	FWD	Pablo Vitti	1	1	85	0	0	1	1	0	0	0	0	0	0	0
31	DEF	Dicoy Williams	1	1	90	0	0	1	0	1	0	0	0	0	0	0
23	DEF	Josh Williams	1	1	90	0	0	0	0	0	0	0	0	0	0	0
16	DEF	Marvell Wynne	2	2	180	0	0	0	0	1	2	0	0	0	0	0
19	DEF	Mikael Yourassowsky	2	1	134	0	0	3	1	4	3	1	0	1	0	0
Team totals			11	11	990	10	9	111	31	150	118	22	51	23	0	0
Opponent totals			11	11	990	18	16	135	53	118	150	25	54	14	1	0

GAME-WINNING GOALS: Dwayne De Rosario 1, Jermain Defoe 1

GAME-WINNING ASSISTS: None

PENALTY KICK GOALS/ATTEMPTS: None



SPORTING KANSAS CITY

FRONT OFFICE ADDRESS

Sporting Kansas City
2020 Baltimore Avenue
Kansas City, MO 64108
Toll Free: 1 (888) 452-4625
Phone: (913) 387-3400
Email: customer.service@SportingKC.com
<http://www.sportingkc.com>

TEAM INFORMATION

Manager/Technical Director: Peter Vermes
Assistant Coach: Kerry Zavagnin
Assistant Coach: Zoran Savic
Assistant Coach: John Pascarella
Fitness Coach: Mateus Manoel
Director of Player Personnel: Brian Bliss
Director, Team Administrator: Rick Dressel
Head Equipment Manager: Mike Flaherty

STADIUM INFORMATION

Children's Mercy Park
1 Sporting Way, Kansas City, KS 66111
Capacity: 21,000
Dimensions: 120 x 75 yards
Surface: Latitude 36 Bermuda Grass
Press Box Phone: (913) 912-7675
Team Colours: Sky Blue, Navy Blue

TRAINING FACILITIES

Sporting Club Training Center in Swope Park
6310 Lewis Road Kansas City, MO 64130

PR DIRECTORY

Rob Thomson | @247robo
Executive Vice President, Communications/Digital
O: 913-387-3405
C: 913-226-6024
RThomson@sportingkc.com

Jonathan Kaplan | @HappyKappy7
Manager, Communications and Digital
O: 816-949-1197
C: 516-965-4664
jkaplan@sportingkc.com

Molly Dreska | @TerpyTime
Manager, Communications and Digital
O: 913-387-3428
C: 516-567-4468
mdreska@sportingkc.com

Sam Kovzan | @skovzan
Content Strategist
C: 913-526-2574
skovzan@sportingkc.com

SOCIAL MEDIA DIRECTORY

Facebook: Sporting Kansas City
Twitter: @SportingKC
YouTube: Sporting Kansas City
Google+: +Sporting Kansas City

TORONTO FC CAREER STATISTICS VS. SPORTING KANSAS CITY (4-14-5)

UNF	POS	GOALKEEPER	GP	GS	MIN	SHTS	SV	GA	GAA	PG	PA	W	L	T	SO	O'TIME
18	GK	Brian Edwards	1	1	90	5	5	0	0	0	0	0	0	1	1	0-0-0
1	GK	Clint Irwin	1	1	90	3	2	1	1	0	0	1	0	0	0	0-0-0
22	GK	Sam Reynolds	1	1	90	7	6	1	1	0	0	0	0	1	0	0-0-0
24	GK	Stefan Frei	6	6	540	29	20	7	1.17	0	0	2	2	2	3	0-0-0
30	GK	Milos Kocic	2	2	180	12	9	3	1.5	0	0	0	2	0	0	0-0-0
1	GK	Greg Sutton	4	4	360	23	14	6	1.5	1	1	1	3	0	1	0-0-0
41	GK	Freddy Hall	1	1	90	6	4	2	2	0	0	0	1	0	0	0-0-0
12	GK	Joseph Bendik	7	7	630	38	21	17	2.43	4	4	1	5	1	0	0-0-0
Team totals			23	23	2070	123	81	37	1.61	5	5	4	14	5	5	0-0-0
Opponent totals			23	23	2070	85	63	18	0.78	1	2	14	4	5	11	0-0-0

TORONTO FC CAREER STATISTICS VS. SPORTING KANSAS CITY (4-14-5)

UNF	POS	PLAYER	GP	GS	MIN	G	A	SHT	SOG	FC	FS	OFF	CK	C	E	CP
20	MID	Amado Guevara	5	4	382	4	0	13	9	8	7	1	10	0	0	0
9	FWD	Ryan Johnson	4	4	360	2	1	8	4	10	6	2	0	1	0	0
9	FWD	Danny Dichio	7	5	452	2	0	6	5	16	5	6	0	1	0	0
10	FWD	Robert Earnshaw	2	2	150	2	0	2	2	0	2	1	0	0	0	0
4	MID	Michael Bradley	4	4	354	1	0	6	2	8	2	0	6	1	0	0
11	MID	Jim Brennan	8	7	662	1	0	2	1	8	2	2	0	1	0	0
	FWD	Gilberto	3	3	246	1	0	4	2	7	7	3	0	1	0	0
11	DEF	Jackson	3	3	270	1	0	9	4	8	6	0	0	1	0	0
14	FWD	Danny Koevoermans	2	2	180	1	0	5	4	2	2	6	0	0	0	0
27	FWD	Luke Moore	3	2	205	1	0	2	1	2	4	0	0	1	0	0
16	DEF	Bradley Orr	2	2	172	1	0	1	1	2	3	0	0	0	0	0
16	MID	Darel Russell	3	2	185	1	0	2	1	3	6	0	0	1	0	0
23	FWD	Dominic Oduro	2	2	164	0	0	2	0	2	10	1	0	1	0	0
2	MID	Sam Gronin	2	2	180	0	1	1	0	0	0	0	0	0	0	0
14	FWD	Dwayne De Rosario	4	2	220	0	1	4	2	4	2	4	0	1	0	0
18	FWD	Jermain Defoe	1	1	90	0	1	0	0	2	3	1	0	0	0	0
27	DEF	Richard Eckersley	7	7	616	0	1	2	0	14	10	0	0	2	0	0
12	GK	Joseph Bendik	1	1	90	0	0	0	0	0	0	0	0	0	0	0



TORONTO FC CAREER STATISTICS VS. SPORTING KANSAS CITY (4-14-5)

UNF	POS	PLAYER	GP	GS	MIN	G	A	SHT	SOG	FC	FS	OFF	CK	C	E	CP
10	FWD	Sebastian Giovinco	2	2	180	0	1	7	2	3	4	4	0	0	0	0
6	DEF	Nick Hagglund	3	3	270	0	1	2	0	1	7	1	0	0	0	0
7	MID	Ronnie O'Brien	1	1	90	0	1	4	2	1	1	0	3	0	0	0
23	MID	Alvaro Rey	2	2	136	0	1	0	0	1	6	0	2	0	0	0
33	MID	Carl Robinson	8	8	720	0	1	5	2	10	14	0	5	1	0	0
26	MID	Collen Warner	4	4	350	0	1	3	0	9	4	0	6	1	0	0
16	DEF	Marvell Wynne	7	7	630	0	1	1	1	5	3	0	0	0	0	0
6	DEF	Gale Agboshoumonde	1	1	90	0	0	0	0	1	0	0	0	0	0	0
17	FWD	Jozy Altidor	2	1	103	0	0	1	0	2	3	0	0	0	0	0
18	FWD	Quincy Amarikwa	2	1	94	0	0	0	0	1	0	0	0	0	0	0
3	DEF	Nana Attakora	4	3	270	0	0	0	0	3	4	0	0	0	0	0
8	MID	Eric Avila	1	1	62	0	0	2	0	0	1	0	0	0	0	0
11	FWD	Mo Babouli	1	0	13	0	0	1	0	0	0	0	0	0	0	0
19	FWD	Chad Barrett	5	4	322	0	0	9	4	3	4	1	0	0	0	0
33	DEF	Steven Beitashour	1	1	90	0	0	0	0	2	0	0	0	0	0	0
8	MID	Kyle Bekker	4	1	69	0	0	1	0	2	0	0	1	0	0	0
12	GK	Joseph Bendik	7	7	630	0	0	0	0	0	0	0	0	0	0	0
28	DEF	Mark Bloom	2	2	180	0	0	1	0	1	2	0	0	1	0	0
25	MID	Danleigh Borman	1	1	90	0	0	1	0	0	0	0	0	0	0	0
7	MID	John Bostock	1	1	85	0	0	0	0	0	3	0	1	0	0	0
2	DEF	Andrew Boyens	3	2	183	0	0	2	0	5	0	0	0	2	1	0
17	FWD	Justin Braun	2	0	46	0	0	0	0	1	1	2	0	0	0	0
22	F/M	Jeremy Brockie	1	1	90	0	0	3	2	1	0	2	0	1	0	0
12	FWD	Edson Buddle	2	1	96	0	0	1	1	2	0	1	0	0	0	0
13	DEF	Steven Caldwell	3	3	239	0	0	1	0	5	0	1	0	0	2	0
3	DEF	Danny Califf	1	1	90	0	0	0	0	3	0	0	0	1	0	0
23	MID	Miguel Canizalez	2	0	45	0	0	0	0	0	0	0	0	0	0	0
12	DEF	Adrian Cann	3	3	225	0	0	0	0	2	0	0	0	1	0	0
14	MID	Jay Chapman	1	0	4	0	0	0	0	0	0	0	0	0	0	0
8	MID	Benoit Cheyrou	1	1	77	0	0	0	0	2	0	0	0	1	0	0
15	MID	Bobby Conway	2	2	180	0	0	0	0	2	3	0	6	0	0	0
93	FWD	Jeff Cunningham	3	2	172	0	0	3	1	1	0	3	0	0	0	0
6	MID	Julian de Guzman	3	2	208	0	0	6	2	7	3	1	0	0	0	0
18	MID	Marky Delgado	2	2	180	0	0	0	0	0	5	1	0	0	0	0
7	FWD	Bright Dike	2	1	102	0	0	2	1	2	0	0	0	0	0	0
29	FWD	Maicon Santos	3	3	224	0	0	4	2	3	1	3	0	0	0	0
23	MID	Terry Dunfield	4	4	352	0	0	3	1	7	3	2	1	1	0	0
12	DEF	Todd Dunivant	3	2	160	0	0	0	0	2	2	0	0	0	0	0
6	MID	Maurice Edu	5	4	369	0	0	3	1	12	0	1	0	0	0	0
18	GK	Brian Edwards	1	1	90	0	0	0	0	0	0	0	0	0	0	0
2	DEF	Logan Emory	2	1	144	0	0	0	0	3	2	0	0	0	0	0
9	MID	Tsubasa Endoh	1	1	77	0	0	1	1	0	1	0	0	0	0	0
31	FWD	Hogan Ephraim	1	1	87	0	0	0	0	0	2	3	1	0	0	0
10	FWD	Alecko Eskandarian	2	2	180	0	0	3	2	3	6	0	1	1	0	0
2	D/M	Hunter Freeman	1	1	66	0	0	0	0	1	1	0	0	0	0	0
24	GK	Stefan Frei	6	6	540	0	0	0	0	0	0	0	0	0	0	0
22	MID	Torsten Frings	3	3	260	0	0	5	1	2	4	0	10	1	0	0
27	D/M	Gabe Gala	2	0	62	0	0	0	0	1	0	0	0	0	0	0
4	DEF	Nick Garcia	2	2	117	0	0	0	0	2	0	0	0	0	1	0
8	MID	Dan Gargan	3	2	194	0	0	0	0	3	2	0	0	0	0	0
8	DEF	Kevin Goldthwaite	2	2	180	0	0	2	1	2	2	0	7	0	0	0
41	GK	Freddy Hall	1	1	90	0	0	0	0	0	0	0	0	0	0	0
25	DEF	Jeremy Hall	5	4	389	0	0	1	0	5	2	0	0	1	0	0
20	DEF	Ty Harden	2	1	135	0	0	0	0	1	0	0	0	0	0	0
5	DEF	Kevin Harmse	3	2	160	0	0	0	0	1	0	0	0	0	0	0
29	FWD	Eric Hassli	1	1	90	0	0	2	1	4	6	2	0	1	0	0
15	DEF	Doneil Henry	8	5	431	0	0	5	1	9	5	1	0	1	0	0
7	FWD	Fuad Ibrahim	1	0	36	0	0	0	0	0	1	0	0	0	0	0
3	DEF	Andy Iro	1	1	90	0	0	0	0	0	0	0	0	0	0	0
1	GK	Clint Irwin	1	1	90	0	0	0	0	0	0	0	0	0	0	0
3	DEF	Julius James	1	1	90	0	0	0	0	0	1	1	0	0	0	0
7	MID	Will Johnson	1	1	90	0	0	4	1	1	0	0	0	0	0	0
41	NON	Ahmed Kantari	1	1	90	0	0	1	1	2	1	1	0	0	0	0
30	GK	Milos Kocic	2	2	180	0	0	0	0	0	0	0	0	0	0	0
20	MID	Matias Laba	1	1	78	0	0	1	0	1	0	0	0	0	0	0
21	MID	Nick LaBrocca	2	2	180	0	0	2	0	3	1	1	2	1	0	0
19	NON	Reggie Lambe	4	3	233	0	0	2	0	7	3	2	0	1	1	0
19	MID	Daniel Lovitz	3	0	74	0	0	1	1	1	3	0	1	0	0	0
14	FWD	Tyrone Marshall	2	2	180	0	0	0	0	3	1	0	0	0	0	0
33	FWD	Javier Martina	1	1	90	0	0	1	0	2	1	0	0	0	0	0
21	DEF	Aaron Maund	1	1	90	0	0	0	0	0	1	0	0	0	0	0
10	FWD	Mista	1	1	58	0	0	2	1	0	0	0	2	0	0	0
5	DEF	Ashtone Morgan	6	4	416	0	0	0	0	6	3	1	0	0	0	0
2	DEF	Justin Morrow	5	4	381	0	0	3	1	4	4	0	0	2	0	0
17	MID	Paulo Nagamura	2	2	174	0	0	1	0	4	6	0	0	1	0	0
15	MID	Joseph Nane	1	1	73	0	0	2	0	1	3	0	0	0	0	0
48	DEF	Darren O'Dea	3	3	270	0	0	1	0	6	4	0	0	1	0	0
21	MID	Jonathan Osorio	4	2	177	0	0	1	0	2	2	1	2	0	0	0
24	DEF	Damien Perquis	1	1	90	0	0	1	0	1	1	0	0	0	0	0
23	FWD	Jacob Peterson	2	2	103	0	0	1	0	0	0	1	0	0	0	0
7	FWD	Joao Plata	1	1	67	0	0	2	0	0	1	0	0	0	0	0
13	D/M	Chris Pozniak	1	1	90	0	0	0	0	0	0	1	0	0	0	0
4	DEF	Marco Reda	2	1	83	0	0	0	0	0	1	0	0	0	0	0
22	GK	Sam Reynolds	1	1	90	0	0	0	0	0	0	0	0	0	0	0
33	M/F	Ryan Richter	1	1	45	0	0	0	0	0	0	0	0	0	0	0
10	MID	Rohan Ricketts	5	4	355	0	0	4	1	10	8	1	3	1	0	0
32	MID	Laurent Robert	2	2	173	0	0	3	2	1	2	0	4	1	0	0
25	FWD	Carlos Ruiz	1	1	54	0	0	0	0	0	1	0	0	0	0	0
21	FWD	Collin Samuel	1	1	80	0	0	2	1	3	1	0	0	0	0	0
22	DEF	Amadou Sanyang	1	1	45	0	0	1	0	0	1	0	0	0	0	0
15	DEF	Adrian Serieux	2	2	180	0	0	0	0	0	2	0	0	0	0	0

TORONTO FC CAREER STATISTICS VS. SPORTING KANSAS CITY (4-14-5)															
UNF	POS	PLAYER	GP	GS	MIN	G	A	SHT	SOG	FC	FS	OFF	CK	C	CP
11	MID	Luis Silva	3	2	208	0	0	5	2	0	6	1	3	0	0
23	FWD	Jarrod Smith	1	0	7	0	0	1	0	0	1	0	0	0	0
13	FWD	Johann Smith	1	0	24	0	0	0	0	0	0	0	0	0	0
18	FWD	Nick Soolsma	2	1	113	0	0	1	0	2	0	1	5	0	0
15	MID	Matt Stinson	1	0	46	0	0	2	0	1	0	0	0	1	0
11	D/M	Nathan Sturgis	1	1	90	0	0	0	0	0	1	0	5	0	0
1	GK	Greg Sutton	4	4	360	0	0	0	0	0	0	0	0	0	0
22	MID	Tony Tchani	1	1	90	0	0	1	0	1	3	0	0	1	0
28	DEF	Olivier Tebily	1	1	90	0	0	0	0	1	1	0	0	0	0
18	MID	Michael Thomas	1	0	12	0	0	0	0	0	0	0	0	0	0
4	DEF	Marco Velez	3	3	270	0	0	0	0	4	0	0	0	0	0
55	DEF	Eddy Viator	1	1	90	0	0	0	0	2	0	0	0	1	0
8	FWD	Pablo Vitti	1	1	89	0	0	4	1	3	1	2	0	1	0
7	MID	Andy Welsh	3	2	167	0	0	3	3	6	6	0	0	1	0
17	FWD	O'Brian White	1	0	26	0	0	0	0	1	0	1	0	0	0
32	FWD	Andrew Wiedeman	3	3	241	0	0	3	1	0	0	1	0	0	0
23	DEF	Josh Williams	1	1	86	0	0	0	0	0	0	0	0	0	0
19	DEF	Mikael Yourassowsky	2	2	148	0	0	2	1	6	4	0	0	0	0
15	FWD	Erik Zavaleta	1	1	90	0	0	1	1	1	1	0	0	0	0
28	MID	Gianluca Zavarise	1	1	90	0	0	1	0	2	3	0	0	0	0
Team totals			23	23	2070	18	14	214	85	322	284	70	94	40	5
Opponent totals			23	23	2070	37	35	325	123	284	322	62	123	41	4

GAME-WINNING GOALS: Amado Guevara 2, Robert Earnshaw 1, Danny Dichio 1
 GAME-WINNING ASSISTS: Marvell Wynne 1, Sam Cronin 1
 PENALTY KICK GOALS/ATTEMPTS: Robert Earnshaw 1-1, Dwayne De Rosario 0-1





VANCOUVER WHITECAPS FC

FRONT OFFICE ADDRESS

Vancouver Whitecaps FC
Suite 550 - The Landing - 375 Water Street
Vancouver, British Columbia, Canada V6B 5C6
Phone: 604.669.WAVE (9283)
Fax: 604.684.5173
info@whitecapsfc.com
http://www.whitecapsfc.com

TEAM INFORMATION

President: Bob Lenarduzzi
VP, Soccer Operations: Greg Anderson
Head Coach: Carl Robinson
Assistant Coach: Martyn Pert
Assistant Coach & Head of High Performance: Gordon Forrest
Goalkeeper Coach: Stewart Kerr
Assistant Analysis & Scouting: Navid Machinchi
Head of Sports Medicine & Science: Dr. Rick Celebrini
Head Athletic Trainer: Jake Joachim
Strength & Conditioning Coach: Jon Poli
Sports Science Data Analyst, Assistant Strength & Conditioning
Coach: Carl Bergstrom
Equipment Manager: Andrew Lichtenfels

STADIUM INFORMATION

BC Place
777 Pacific Blvd.
Vancouver, BC V6B 4Y8
Press Box Phone: (604) 661-7265
Capacity: 21,120
Dimensions: 117 x 75 yards
Surface: Polytan
Team Colours: Blue, White

TRAINING FACILITIES

National Soccer Development Centre
6066 Thunderbird Boulevard
Vancouver, BC V6T 1Z1

PR DIRECTORY

Tom Plasteras
Director, Broadcast & Communications
O: 604-753-8915
tplasteras@whitecapsfc.com

Nathan Vanstone | @nathanvanstone
Senior Manager, Media Relations & Broadcast
O: 604-629-2251
C: 778-228-7177
NVanstone@whitecapsfc.com

Andrea Blendl
Senior Manager, Corporate Communications and Community
Relations
O: 604-669-9283 ext. 2260
C: 604-355-9283
ablendl@whitecapsfc.com

Brandon Timko | @btimko912
Specialist, Communications
O: 604-669-9283 x2292
C: 604-355-1245
BTimko@whitecapsfc.com

SOCIAL MEDIA DIRECTORY

Facebook: Vancouver Whitecaps FC
Twitter: @WhitecapsFC
Instagram: whitecapsfc
YouTube: Vancouver Whitecaps FC

TORONTO FC CAREER STATISTICS VS. VANCOUVER WHITECAPS FC (3-3-1)

UNF	POS	GOALKEEPER	GP	GS	MIN	SHTS	SV	GA	GAA	PG	PA	W	L	T	SO	O'TIME
12	GK	Joseph Bendik	3	3	270	12	9	3	1	0	0	1	1	1	0	0-0-0
24	GK	Stefan Frei	2	2	180	9	5	4	2	0	0	1	1	0	1	0-0-0
30	GK	Milos Kocic	1	1	90	3	1	2	2	0	0	1	0	0	0	0-0-0
1	GK	Clint Irwin	1	1	90	6	2	4	4	0	0	0	1	0	0	0-0-0
Team totals			7	7	630	30	17	13	1.86	0	0	3	3	1	1	0-0-0
Opponent totals			7	7	630	38	25	13	1.86	3	4	3	3	1	1	0-0-0



TORONTO FC CAREER STATISTICS VS. VANCOUVER WHITECAPS FC (3-3-1)																
UNF	POS	PLAYER	GP	GS	MIN	G	A	SHT	SOG	FC	FS	OFF	CK	C	E	CP
10	FWD	Sebastian Giovinco	2	2	170	2	2	15	8	3	8	1	8	1	0	0
17	FWD	Jozy Altidore	2	2	128	2	0	4	3	2	7	0	0	0	0	0
29	FWD	Maicon Santos	1	1	90	1	1	1	1	0	0	1	0	0	0	0
22	MID	Torsten Frings	1	1	90	1	1	4	2	0	0	0	7	0	0	0
14	FWD	Dwayne De Rosario	1	1	90	1	0	4	3	0	1	0	0	0	0	0
18	FWD	Jermain Defoe	1	1	90	1	0	3	1	0	1	1	0	0	0	0
23	MID	Terry Dunfield	2	2	165	1	0	2	1	2	1	0	1	2	0	0
55	FWD	Robbie Findley	1	1	77	1	0	3	1	0	3	0	0	0	0	0
3	DEF	Drew Moor	1	1	90	1	0	2	2	0	1	0	0	0	0	0
11	MID	Luis Silva	1	1	90	1	0	2	1	2	1	0	0	1	0	0
18	FWD	Nick Soolsma	2	2	135	1	0	3	2	2	2	0	0	0	0	0
4	MID	Michael Bradley	3	3	270	0	1	7	1	2	3	0	3	0	0	0
8	MID	Benoit Cheyrou	1	1	90	0	1	1	0	2	0	0	0	0	0	0
5	DEF	Ashtone Morgan	3	2	183	0	1	0	0	4	2	0	0	0	0	0
2	DEF	Justin Morrow	3	3	270	0	1	1	1	1	4	0	0	0	0	0
24	DEF	Damien Perquis	2	2	168	0	1	0	0	1	1	0	0	0	0	0
19	DEF	Mikael Yourassowsky	2	1	109	0	1	2	0	1	1	0	0	0	0	0
3	DEF	Nana Attakora	1	1	90	0	0	0	0	1	3	0	0	0	0	0
8	MID	Eric Avila	1	0	30	0	0	1	1	0	0	0	0	0	0	0
11	FWD	Mo Babouli	1	0	52	0	0	2	0	2	0	0	0	0	0	0
33	DEF	Steven Beitashour	1	1	90	0	0	0	0	2	0	0	0	0	0	0
8	MID	Kyle Bekker	1	1	90	0	0	3	0	1	0	0	2	0	0	0
12	GK	Joseph Bendik	3	3	270	0	0	0	0	0	0	0	0	0	0	0
28	DEF	Mark Bloom	1	1	55	0	0	0	0	0	2	0	0	0	0	0
25	MID	Danleigh Borman	1	1	90	0	0	0	0	1	0	0	0	0	0	0
13	DEF	Steven Caldwell	1	1	90	0	0	0	0	0	1	0	0	0	0	0
3	DEF	Danny Califf	1	1	90	0	0	0	0	0	1	0	0	0	0	0
12	DEF	Adrian Cann	1	1	90	0	0	0	0	1	1	0	0	0	0	0
14	MID	Jay Chapman	1	0	11	0	0	0	0	0	0	0	0	0	0	0
3	MID	Warren Creavalle	1	1	90	0	0	0	0	3	0	0	0	1	0	0
6	MID	Julian de Guzman	1	1	60	0	0	3	1	0	0	1	0	0	0	0
10	FWD	Robert Earnshaw	1	1	85	0	0	4	1	0	2	1	0	0	0	0
27	DEF	Richard Eckersley	3	3	270	0	0	0	0	2	2	0	0	0	0	0
2	DEF	Logan Emory	1	1	90	0	0	0	0	1	0	0	0	0	0	0
9	MID	Tsubasa Endoh	1	1	90	0	0	1	0	1	0	0	1	0	0	0
31	FWD	Hogan Ephraim	1	1	90	0	0	1	1	1	1	0	0	0	0	0
24	GK	Stefan Frei	2	2	180	0	0	0	0	0	2	0	0	0	0	0
8	MID	Dan Gargan	2	2	180	0	0	1	0	2	0	0	0	1	0	0
	FWD	Gilberto	1	0	13	0	0	1	0	1	0	0	0	0	0	0
6	DEF	Nick Hagglund	1	0	35	0	0	1	0	1	0	0	0	0	0	0
25	DEF	Jeremy Hall	2	2	119	0	0	0	0	2	0	0	0	0	0	0
20	DEF	Ty Harden	2	2	180	0	0	0	0	1	2	0	0	0	0	0
15	DEF	Doneil Henry	2	1	151	0	0	4	2	0	2	0	0	0	0	0
1	GK	Clint Irwin	1	1	90	0	0	0	0	0	0	0	0	0	0	0
11	DEF	Jackson	1	1	77	0	0	3	1	0	4	0	1	0	0	0
9	FWD	Ryan Johnson	1	1	90	0	0	3	1	0	1	0	0	0	0	0
7	MID	Will Johnson	1	1	90	0	0	1	0	2	0	0	1	0	0	0
30	GK	Milos Kocic	1	1	90	0	0	0	0	0	0	0	0	0	0	0
14	FWD	Danny Koevermans	1	1	90	0	0	1	0	3	3	1	0	0	0	0
19	NON	Reggie Lambe	1	1	90	0	0	0	0	2	3	0	0	0	0	0
19	MID	Daniel Lovitz	1	0	12	0	0	1	0	0	0	0	0	0	0	0
13	FWD	Keith Makubuya	1	0	45	0	0	2	0	0	0	0	1	0	0	0
33	FWD	Javier Martina	2	2	177	0	0	2	1	2	1	1	0	0	0	0
27	FWD	Luke Moore	2	1	100	0	0	1	1	4	3	0	0	0	0	0
28	FWD	Taylor Morgan	1	0	15	0	0	0	0	1	0	0	0	0	0	0
48	DEF	Darren O'Dea	1	1	90	0	0	0	0	0	0	0	0	0	0	0
23	FWD	Dominic Oduro	1	0	31	0	0	0	0	0	3	0	0	0	0	0
2	DEF	Dimitrios Omphroy	1	0	1	0	0	0	0	0	1	0	0	0	0	0
16	DEF	Bradley Orr	1	1	90	0	0	0	0	1	0	0	0	1	0	0
21	MID	Jonathan Osorio	3	3	228	0	0	1	0	1	2	0	0	0	0	0
23	FWD	Jacob Peterson	1	1	71	0	0	3	1	0	2	0	0	0	0	0
7	FWD	Joao Plata	1	1	89	0	0	3	0	1	2	0	0	1	0	0
15	MID	Matt Stinson	1	0	17	0	0	1	0	1	0	0	0	0	0	0
11	D/M	Nathan Sturgis	2	2	159	0	0	0	0	0	1	0	3	1	0	0
26	MID	Collen Warner	2	1	103	0	0	1	0	4	3	0	6	1	0	0
9	FWD	Emery Welshman	1	0	5	0	0	0	0	0	1	0	0	0	0	0
28	MID	Gianluca Zavarise	2	1	94	0	0	0	0	2	1	0	0	0	0	0
Team totals			7	7	630	13	10	99	38	69	94	7	35	10	0	0
Opponent totals			7	7	630	13	13	85	30	94	69	10	40	13	1	0

GAME-WINNING GOALS: Nick Soolsma 1, Robbie Findley 1, Terry Dunfield 1

GAME-WINNING ASSISTS: Justin Morrow 1, Torsten Frings 1, Benoit Cheyrou 1

PENALTY KICK GOALS/ATTEMPTS: Jozy Altidore 1-2, Nick Soolsma 1-1, Jermain Defoe 1-1

A photograph of a large soccer stadium at night, filled with spectators. The image is overlaid with a solid red color. In the center, the words "MLS EXPANSION" are written in a white, serif, all-caps font. The stadium's architecture, including the roof and seating tiers, is visible in the background. The field is in the foreground, with several players visible. The overall mood is dramatic and anticipatory.

MLS EXPANSION



LOS ANGELES FC

EXPECTED 2018

TEAM INFORMATION

Managing Partner and Owner: Henry Nguyen
Executive Chairman and Owner: Peter Guber
President and Owner: Tom Penn
Director and Owner: Ruben Gnanalingam
Director and Owner: Vincent Tan
Owner: Brandon Beck
Owner: Larry Berg
Owner: Will Ferrell
Owner: Nomar Garciaparra
Owner: Mia Hamm Garciaparra
Owner: Chad Hurley
Owner: Earvin "Magic" Johnson
Owner: Tucker Kain
Owner: Kirk Lacob

Owner: Mark Leschly
Owner: Mike Mahan
Owner: Irwin Raj
Owner: Tony Robbins
Owner: Lon Rosen
Owner: Bennett Rosenthal
Owner: Paul Schaeffer
Owner: Brandon Schneider
Owner: Mark Shapiro
Owner: Allen Shapiro
Owner: Jason Sugarman
Owner: Harry Tsao

STADIUM INFORMATION

To be determined

TRAINING FACILITY

To be determined

SOCIAL MEDIA DIRECTORY

Facebook: Los Angeles Football Club
Twitter: @LAFC & @SomosLAFC
Instagram: lafc
Youtube: LAFC
Google+: LAFC
LinkedIn: Los Angeles Football Club



BMO FIELD

BMO Field, located at Exhibition Place in Toronto. With a capacity of 28,506, BMO Field is home to Toronto FC, Canada's first Major League Soccer Team, as well as the Toronto Argonauts of the Canadian Football League and the Canadian men's and women's national soccer teams.

In the summer of 2007, it was the main venue for the third most-watched sporting event in the world, the FIFA U-20 World Cup, in which it hosted over 260,000 people and 12 games. In its first year of operation, over 500,000 people entered through BMO Field's gates. Toronto FC hosted their first International match on May 23, 2007 in a game that featured Portuguese club Benfica.

There are over 200 points of sale for food and beverage throughout the building. Its unique and original food offerings make it an industry leader and set it apart from any other venue in North America.

FACTS:

Constructed:	January 2, 2006 – March 31, 2007
Location:	170 Princes' Blvd on the grounds of Exhibition Place
Cost:	\$62.9 million, a private/public sector partnership
Architect:	Brisbin Brook Beynon Architects
Contractor:	PCL Constructors Eastern Inc.
Seating:	28,506 (Soccer), 35,859 (Concerts)
Playing Surface:	Grass (installed for start of 2010 season)
Size of playing field:	69m x 105m (223ft x 345ft)
Executive Suites:	BMO Field has 24 executive suites on the west and 13 on the east. In addition, there are also Loge boxes.
Inaugural Game:	April 28, 2007

TICKET OFFICE

The BMO Field Ticket Office is located at 170 Princes' Blvd, Toronto, ON. During the season, the Ticket Office on-site is open Monday through Friday from 10:00 a.m. – 6:00 p.m. It is located at Gate 1 of the stadium. On event days, the Ticket Office opens at 9:30 a.m.

The phone number for Toronto FC Ticket Sales is 416-360-GOAL (4625). For all other tickets, visit www.ticketmaster.ca.

WILL CALL

Venue will call is available for pick up from the Ticket Office, located on the Northeast corner (Gate 1) of BMO Field near Nova Scotia Avenue. Tickets arranged to be picked up at venue will call will be released to the credit card holder only with the purchasing credit card and valid photo ID.

MERCHANDISE

Merchandise stands are located throughout the stadium. There is one permanent merchandise location on the Main Concourse on the southeast side behind section 112. Toronto FC items are also available online at www.torontofc.ca or from Real Sports Apparel, located at Gate 1 at the Air Canada Centre.

EXPANSION AND UPGRADES

In 2016, Phase Two of BMO Field's \$120 million expansion was completed and Toronto FC's home stadium was instantly recognized as one of the premier soccer venues in North America. The \$55 million second phase started late 2015 with the groundbreaking for the installation of the four massive super columns that now hold up the canopy, which covers the seats in the east, west and south stands and gives the stadium an iconic look as part of the Toronto skyline. With the addition of the canopy, BMO Field also unveiled a rigging system in the south end for tifo displays, similar to those in European stadiums, as well as new sound and lighting systems.

Phase One of the process, which ran from September, 2014 to May, 2015, saw BMO Field expanded by 8,400 new seats in the East grandstands, additional washrooms and concession stands. It also included new suites, private clubs and the expansion of the Rogers Club, as well as a new concourse on the second level connecting the stadium. The first phase of renovations featured a new larger HD video board to replace the existing video board in the North end. The two-year renovation process enhanced the facility's ability to host additional events outside of soccer, which led to the hosting of the CFL's 2016 Grey Cup and the NHL's Centennial Classic.

In 2010, BMO Field's 7,850-square meter playing field became the first major sports field in Canada to employ a SubAir System. The system acts like an underground vacuum to pull away excess water with a total of 34 kilometers of tubing lying beneath the pitch to heat the field. The new pitch and sub-pitch upgrades were part of the 2010 upgrade to BMO Field which also saw the addition of over 1,400 seats in the new North End Stand.



BMO FIELD



BMO FIELD



COMMUNITY PARTNERSHIPS PROGRAM

Toronto FC is committed to making a difference in the community. For more information on our work in the community, visit www.torontofc.ca/community.

PLAYER APPEARANCES

Toronto FC players and personnel make more than 330 appearances in the community each year, including visits to local hospitals, schools and community centers. To make a player appearance request, visit www.torontofc.ca.

DONATIONS

Toronto FC is committed to bringing pride to the community through the support of Ontario's various children charities, educational initiatives and programs related to sport development. Every year, TFC donates hundreds of autographed memorabilia to support fundraising initiatives. For more information regarding donation requests, please visit www.mlsefoundation.com.

MLSE SHAPE UP

MLSE is excited to provide free, fun and easy to use physical activity resources to help encourage students to live healthy lifestyles. Be part of the solution and get your local school registered by visiting www.mlseshapeup.com.

GIVE-A-KID-A-GAME TICKET PROGRAM

MLSE Foundation and Toronto FC have team up with Kids Up Front to give kids opportunity to experience the excitement of seeing Toronto FC live. Through GIVE A KID A GAME Season Seat Holders can donate their tickets to kids electronically four days a before a match.

The MLSE Foundation believes all kids should have access to sport and the opportunity to both develop and pursue lasting dreams on the playing field.

With the support of Toronto FC and through programs like the 50/50 game day raffle, the foundation has invested \$15 million dollars into building sports facilities and providing sport program opportunities for kids. Last season, we impacted the lives of more than 125,000 kids.

To learn more, visit mlsefoundation.org or follow @mlsefoundation

KICKSTART SOCCER PROGRAM

KickStart is a free, eight week program happening in 15 communities in partnership with Toronto Community Housing Corporation. The program teaches 300+ kids age's 6-12 introductory soccer skills, while also providing them with valuable self-esteem, fair play and leadership skills. In partnership with Toronto FC this program trains and employs 50 youth coaches from each community to deliver the program.



MAPLE LEAFS SQUARE



MAPLE LEAF SQUARE

In April 2005, MLSE unveiled plans for Maple Leaf Square, a new sports and entertainment destination adjacent to Air Canada Centre's recently renovated west side. In October 2010, Maple Leaf Square officially opened for business. Jointly owned by MLSE, Cadillac Fairview and Lanterra Developments, the \$500 million development is the city's premier pre-and-post game sports and entertainment destination and will serve as an anchor in the waterfront and railroad lands development and revitalization. The connection to the downtown core is enhanced by Maple Leaf Square's direct underground link to public transit and the city's PATH system. Linked to Air Canada Centre by an enclosed glass bridge, Maple Leaf Square is home to Real Sports Bar & Grill, the Hotel Le Germain, a 48,000 square foot Longo's grocery store and eleven - fine dining destination. Modern, sophisticated and elegant, eleven embraces Toronto's energy in the heart of the sports and entertainment district. The large public area between Maple Leaf Square and Air Canada Centre (the 'square') creates a larger significant stage for fans to enjoy special events on the large screen. Since opening in 2010, the Square has hosted Leafs and Raptors season kick-off, draft and playoff parties, the Canadian Olympic team block party and events for the 2015 Pan Am Games.



eleven

the perfect time



RESTAURANT & RETAIL



REALSPORTS
BAR & GRILL

Located at Maple Leaf Square and adjacent to Air Canada Centre, Real Sports Bar & Grill is the most authentic sports experience you can get outside the court, rink and playing field. Offering an extensive menu ranging from premium items to traditional sports bar fare and more than 80 brands of beer served from 119 taps and numerous bottles, the 25,000 square-foot sports bar is also home to 199 High Definition televisions and a two-story 32-foot HD screen.



THE



STORE

POWERED BY



The official Toronto FC Team Store powered by Real Sports Apparel is the authentic team store of Toronto FC. The Toronto FC Team Store powered by Real Sports Apparel offers the largest selection of exclusive team merchandise in a unique environment, located at Gate 1 of the Air Canada Centre. Open seven days a week and online 24/7 at shop.realsports.ca, the Toronto FC Team Store powered by Real Sports Apparel is committed to helping fans wear their pride, however they wish to do it.



MEDIA RELATIONS

TORONTO FC MEDIA RELATIONS

Welcome to the 2017 season. The media relations department looks forward to serving you throughout the season and we welcome your input as we strive to meet your needs. It is our aim to be accessible and accountable and to make your experience with our department as easy and pleasant as possible.

Media Information Line*: 416-815-6172 *Updated daily

TORONTO FC MEDIA RELATIONS DEPARTMENT CONTACTS



JEFF BRADLEY
Director, Communications
O: 416-815-4043
C: 647-200-7536
E: jbradley@torontofc.ca



MIKE MASARO
Manager, Media Relations
O: 416-815-2474
C: 416-716-1311
E: mmasaro@torontofc.ca



ANTHONY COZZETTO
Assistant, Media Relations
O: 416-815-6126
C: 416-371-9398
E: acozzetto@torontofc.ca

MAPLE LEAF SPORTS & ENTERTAINMENT COMMUNICATIONS DEPARTMENT CONTACTS



DAVE HAGGITH
Senior Director,
Communications
O: 416-815-5790
E: dave.haggith@mlse.com



ABBY ALBINO
Manager,
Corporate Communications
O: 416-815-5445
E: abby.albino@mlse.com



AKASHA DI TOMASSO
Coordinator, Corporate
Communications
O: 416-815-5924
E: akasha.ditomasso@mlse.com



MELISSA PERRI
Coordinator, Community &
Internal Communications
O: 416-815-5524
E: melissa.perri@mlse.com

BMO FIELD

Exhibition Place, 170 Princes' Blvd.
Toronto, ON
M6K 3C3

MEDIA ENTRANCE

Located on the west side of BMO Field off Ontario Drive

KIA TRAINING GROUNDS & ACADEMY

85 Carl Hall Road
Toronto, ON
M3K 2B9

MEDIA ENTRANCE

Enter through main doors of facility

TORONTO FC SEASON MEDIA CREDENTIALS

Season credentials are limited to local reporters covering Toronto FC on a regular basis. Requests for single match credentials must be made by phone or email, 48 hours before kick-off. No requests will be accepted past this time. Credential requests must indicate the access required (media or photo). Credentials must be worn at all times and are non-transferable. Please note that a credential does not guarantee press box seating.

ROAD MATCHES

Media members wishing to cover Toronto FC on the road should contact Toronto FC's media relations department at least three days in advance of the match. Media should make requests for credentials through Toronto FC and not the host team.

ACCREDITATION COLLECTION

Gate 5B — located on the west side of BMO Field off Ontario Drive. Single match credentials can be picked up 90 minutes prior to kick-off. The media will call desk will close 15 minutes after kick-off. Any media members arriving after kick-off must contact Toronto FC media relations staff to gain access to the stadium.

SEATING

The press box and broadcast booths are located on level three on the west side of the stadium. Enter through Gate 5B and turn left. Take the elevator up to the third level. A seating chart is posted outside of the press box.

PRESS CONFERENCE ROOM

Press conferences at BMO Field are held in the Press Conference Room on the ground floor. When coming from the press box, take the elevator to the ground floor. On exiting the elevator, turn left and head straight forward. The press conference room is on the left, just past the stairs.

PHOTOGRAPHER WORK SPACE

Photographers can access the photographer work room from the Gate 5 visiting team entrance. Proceed down the short staircase to the end of the hall and turn left. Go through a set of blue doors and the first room on the right is the photographer work space. In addition, the press box is an alternative work space area. Photographers are not permitted to file from the press conference room at any time during or post-match. Photo bibs must be worn at all times.

MEDIA RELATIONS

MATCHDAY DINING

Food will be served for accredited media in the press box an hour before kick off.

MATCHDAY PARKING

Unfortunately we are unable to offer parking privileges for media at BMO Field, however there are many pay parking lots located around the stadium. Lot 2 (south side) is closest to Gate 4 and can be accessed by turning from Lakeshore Blvd onto Ontario Drive.

LOCKER ROOMS

Both the home and visiting team locker rooms will be open to credentialed media 15 minutes after each Major League Soccer game. There is no access to locker rooms during the Canadian Championship or CONCACAF Champions League matches. For those games, there will be post-match player availability in a mixed zone outside the locker room.

TRAINING SESSIONS:

All Toronto FC training sessions take place at the KIA Training Ground unless specified otherwise. Players and coaches will be available for interviews at the conclusion of training. The Toronto FC Media Information Line is updated daily with the latest training times and availability, please call 416-815-6172.

PROFESSIONAL CONDUCT:

The use of cell phones by media members in the press conference room and locker room is strictly prohibited. No autographs are to be asked of any team, along with personal photographs during media access periods. Failure to comply will result in ejection and loss of credential.

PHOTO/VIDEO

All photographers and television camera operators must stay behind the field boards at all times, unless released by the on-site photo marshal. Each photographer will be permitted to use one monopod – but no tripods. No seats other than 'lawn type' photographer seats will be permitted. Stand-alone remote units will not be permitted at any time on or around the goalposts. Units mounted on top of field boards behind the end line will be permitted at the stadium's discretion, provided the equipment does not interfere with the clear display of the field board and does not impede the operation of the broadcast equipment.

Photographers and camera operators shall be permitted in the area between the field boards and the touchline in the area bounded by the edge of the penalty area and the end line. Once situated, no movement between the two halves of the field shall be allowed until half time. No photographer will be permitted to move from end to end on the bench side of the pitch.

TORONTO FC MEDIA DIRECTORY

Contact information for reporters that regularly cover Toronto FC

RADIO

TSN Radio	Gareth Wheeler E: Gareth.wheeler@bellmedia.ca T: @WheelerTSN
Sportsnet 590 The Fan	Dan Riccio E: dan.riccio@rci.rogers.com T: @DanRiccio590

NEWSPAPERS

Toronto Star	Laura Armstrong E: lauraarmstrong@thestar.ca T: @lauraarmy
Toronto Sun:	Kurtis Larson E: Kurtis.Larson@sunmedia.ca T: @KurtLarSUN
Globe and Mail:	Cathal Kelly E: ckelly@globeandmail.com T: @cathalkelly

ONLINE

Canadian Press:	Neil Davidson E: neil.davidson@thecanadianpress.com Lori Ewing E: lori.ewing@thecanadianpress.com
MLSoccer.com	James Grossi E: grossi.j@gmail.com T: @grawsee
Sportsnet	John Molinaro E: john.molinaro@sportsnet.rogers.com T: @JohnMolinaro

ONLINE con't

The Athletic Toronto	Josh Kloke E: joshuakloke@gmail.com T: @joshuakloke
Yahoo.ca	Gavin Day E: gavinlday@gmail.com T: @gavinlday

TELEVISION TSN

Luke Wileman E: luke.wileman@bellmedia.ca T: @LukeWileman
Kristian Jack E: kristian.jack@bellmedia.ca T: @KristianJack
Steve Abitante (Producer) E: steve.abitante@bellmedia.ca



SUPPORTERS GROUPS

RED PATCH BOYS

Passion, Pride and Purpose for every minute of every game – That is what the Red Patch Boys Supporters Club (RPB) is all about. Founded in 2006, a short time after the club was announced, the Red Patch Boys have grown to be Toronto's biggest and most accomplished Supporters Club. Being very driven and ambitious has led to tremendous accomplishments. From large scale banners, to organizing the largest supporters' road-trips in North American history, what makes the Red Patch Boys so large, vibrant and diverse is the inclusive nature of the group. Anyone that shares in our love of the team and wants to enhance their experience, or are looking for an outlet for their passion are welcomed with open arms. From the moment Major League Soccer announced the awarding of a new franchise in Toronto, the many lifelong football fans hibernating in the Toronto soccer "underground" came to the surface and the buzz began. The 2007 season saw the group rapidly expand as a "supporter's culture" began to take over BMO Field. Sections 111 and 112 were designated "supporters sections" by the club. There are RPB members in every section at BMO Field; however the heart of the group is in 111 and 112, known as "The Bunker."



U-SECTOR

U-Sector is the original supporter group of Toronto FC. Originally founded in 2000, U-Sector took its name from Section U, the area of Varsity Stadium the group called home, where they supported the Toronto Lynx. U-Sector is now based in Section 113 at the south end of BMO Field.



ORIGINAL 109

Originally founded in the upper half of section 109, Original 109 is a proud and passionate group of Toronto FC supporters. However, don't let the name fool you. Our members represent in sections all across the stadium. As a group our mandate is to support our club through all of the highs and lows. Whether it is on game day, at viewing parties or on road trips, we know that our voices make a difference. Contact us at info@original109.ca or follow us on Twitter @originaltfc109 for more information.



SUPPORTERS GROUPS

KINGS IN THE NORTH

Kings in the North was founded in 2012 with the simple goal of keeping 127 as loud and boisterous a supporters section as possible. We're a bit more laid back, but make no mistake; we stand, we chant, we support our Reds! Interested in joining up?

Visit our website to sign up: <http://kingsinthenorth.weebly.com/>
Or email us at kingsinthenorth127@gmail.com



TRIBAL RHYTHM NATION

Tribal Rhythm Nation is an original Toronto FC supporters club founded in March of 2007. This movement was created to bring a true multi-cultural presence to Toronto FC soccer games. We represent the African, Caribbean and Latin communities in the GTA and Canada. The goal of Tribal Rhythm Nation is to create an atmosphere at Toronto FC games that energizes the whole stadium. The beat of our drums will be heard by all. Everyone is welcome and membership is FREE, sign up today! "the BEATS the RHYTHM the VIBES" ALL for ONE!



INEBRIATTI


We are Inebriatti. We are not a fan club. We do our work together in the warehouses with our paintbrushes and with our voices and flags in the stands. Our mantra is simple: Flags up, full voices, all hands on deck for the full 90. We're in the stands an hour before kickoff and we'll be there long after the final whistle. When standing with us, participation is not suggested - it is expected.




BMO FIELD

2017 TORONTO FC SEATING CHART



 DENOTES ACCESSIBLE SEATING Price matched to colour section.

 DENOTES SUPPORTER SECTION Seat Holders in these sections will be permitted to stand persistently throughout matches, as well as use pre-approved flags, banners and drums. For those who would like to sit in these sections, it's important to understand that their view may be obstructed during the match.

"Toronto FC" and associated word marks and logos are trademarks, designs and other forms of intellectual property of Major League Soccer, L.L.C., used by permission © 2014 MLS. All rights reserved.





TORONTO FC II

2017 SCHEDULE

DATE	OPPONENT	HOME/AWAY	TIME (ET)
Saturday, March 25	Phoenix Rising FC	Away	9:30 p.m.
Saturday, April 1	Tampa Bay Rowdies	Away	7:30 p.m.
Tuesday, April 4	Orlando City B	Away	7:30 p.m.
Friday, April 7	Rochester Rhinos	Home	7:30 p.m.
Saturday, April 22	Ottawa Fury FC	Away	2:00 p.m.
Saturday, April 29	Louisville City FC	Away	7:30 p.m.
Wednesday, May 3	Pittsburgh Riverhounds	Away	7:00 p.m.
Saturday, May 13**	Bethlehem Steel FC	Home	6:00 p.m.
Friday, May 19	Tampa Bay Rowdies	Home	5:00 p.m.
Wednesday, May 24*	Richmond Kickers	Home	12:00 p.m.
Saturday, May 27	FC Cincinnati	Away	7:00 p.m.
Friday, June 2	Saint Louis FC	Away	8:30 p.m.
Saturday, June 10	Pittsburgh Riverhounds	Home	7:30 p.m.
Wednesday, June 14*	Orlando City B	Home	12:00 p.m.
Saturday, June 24	Charleston Battery	Away	7:00 p.m.
Saturday, July 1	Harrisburg City Islanders	Home	5:00 p.m.
Saturday, July 8	Ottawa Fury FC	Home	7:30 p.m.
Friday, July 21	New York Red Bulls II	Away	7:00 p.m.
Wednesday, July 26	Rochester Rhinos	Away	7:05 p.m.
Saturday, July 29	Ottawa Fury FC	Away	7:00 p.m.
Saturday, August 5	Charleston Battery	Home	4:30 p.m.
Wednesday, August 9	Charlotte Independence	Home	7:30 p.m.
Sunday, August 13	Bethlehem Steel FC	Away	5:00 p.m.
Saturday, August 19	Richmond Kickers	Away	7:00 p.m.
Saturday, August 26	Charlotte Independence	Away	7:00 p.m.
Wednesday, August 30	Saint Louis FC	Home	7:30 p.m.
Saturday, September 2	Rochester Rhinos	Home	7:30 p.m.
Saturday, September 9**	New York Red Bulls II	Home	8:00 p.m.
Saturday, September 16	Harrisburg City Islanders	Away	7:00 p.m.
Wednesday, September 27	Louisville City FC	Home	7:30 p.m.
Friday, October 6	Bethlehem Steel FC	Home	7:30 p.m.
Saturday, October 14	FC Cincinnati	Home	7:30 p.m.



HOME



AWAY

*School Day Match

**Match at BMO Field

TFC II



JASON BENT

TORONTO FC II HEAD COACH

Jason Bent enters his third season as Toronto FC II head coach.

Bent was named head coach on November 20, 2014. He spent four seasons as an assistant coach with the first team. Bent originally joined the team ahead of the 2011 season after spending the previous three seasons in the Academy.

Prior to coaching, Bent started his professional playing career in 1997 with German second division club, FSV Zwickau; where he spent one season before moving to the Colorado Rapids. He spent three seasons with Colorado appearing in over 50 matches and was part of the Lamar Hunt U.S. Open Cup finals squad in 1999. His last professional club was Plymouth Argyle in England where he played three seasons. Bent helped Plymouth win the Division Three Championship in 2001-2002, and the Division Two Championship in 2003-2004. In addition to his club football career, Bent earned 32 caps for the Canadian National Team.

Bent holds both his USSF National "A" coaching Licence and a UEFA B Level 2 coaching Licence.



CHRIS POZNIAK

TORONTO FC II ASSISTANT COACH

Chris Pozniak enters his second season as an assistant coach with Toronto FC II.

Pozniak was named assistant coach on February 2, 2016. Prior to joining Toronto FC II, he spent the past season as the head coach of Kitchener-Waterloo United Football Club (K-W United FC) of the USL Premier Development League (PDL). With K-W United FC, Pozniak led the club to a second place finish in the Great Lakes Division (11-2-1) and captured the 2015 PDL North American Championship during the playoffs. He was also an assistant coach with the York University Lions. In addition, Pozniak coached various youth teams at Power Soccer Academy in Toronto from September 2013 until February 2016.

Prior to coaching, Pozniak began his professional playing career with the Toronto Lynx at the age of 18, spending three seasons with the club. Following his time with the Lynx, he joined Örebro Sportklubb of the Allsvenskan in Sweden (2001-04) and later moved to FK Haugesund of the Norwegian Second division (2004-06). Pozniak signed for Toronto FC on November 22, 2006 ahead of the club's inaugural season, and spent the entire 2007 season with the Reds. On November 21, 2007 he was selected by the San Jose Earthquakes during the 2007 MLS Expansion Draft, later getting traded to Chivas USA on March 28, 2008. Pozniak moved to the Vancouver Whitecaps on May 2008 for a brief stint before returning to Europe in July 2008. He signed with Dundee Football Club of the Scottish Premiership and remained with the club for one season, before rejoining the Whitecaps for the remainder of the 2009-10 season. He spent two seasons in Norway (2010-12) with FK Haugesund and Bryne FK before retiring. Pozniak also earned 24 caps for the Canadian National team.

Pozniak holds a USSF "A" Coaching License.



TFC II

PHIL BOERGER

TORONTO FC II GOALKEEPING COACH



Phil Boerger enters his second season as the goalkeeping coach for both Toronto FC II and the Kia Toronto FC Academy Pod One team.

Boerger was named goalkeeping coach for both Toronto FC II and the Kia Toronto FC Academy Pod 1 team on March 1, 2016. Prior to joining Toronto FC II and the Kia Toronto FC Academy, he spent the 2015 season at Florida Gulf Coast University. He began his coaching career with Syracuse University in 2012. He helped the Orange finish 17th in the nation and reached the NCAA Tournament Sweet Sixteen. He moved to the University of Jamestown for the start of the 2013 season. Following his time with the Jimmies, Boerger was named assistant coach for the Georgia Southern men's soccer team ahead of the 2014 season.

Boerger played his collegiate soccer at the University of Evansville and Syracuse University. He holds a Bachelor of Arts from Syracuse University and his Master of Science from Georgia Southern University.



TORONTO FC II TEAM STAFF



JORDAN CUSTERERI
Coordinator, USL PRO Operations,
Toronto FC II



ANTHONY COZZETTO
Assistant, Media Relations
Toronto FC II



ADAM KRUEGER
Community Manager
Toronto FC II



FRANK RUSSO
Equipment Manager,
Toronto FC II



ANDY CHOI
Athletic Therapist,
Toronto FC II



2017 TORONTO FC II TEAM ROSTER

NUMBER	NAME	POS	HT	WT	D.O.B.	Age	Birthplace	Pronunciation
36	Brian James	M	5'11	151	1993-10-25	23	Sunrise, Fla.	JAY-MES
42	Mitchell Taintor	D	6'2	190	1994-09-11	22	Storrs, Conn.	TANE-TER
45	Luca Uccello	M	5'6	152	1997-06-17	19	Woodbridge, ON	OU-CHEL-OH
46	Ben Spencer	F	6'5	195	1995-03-28	21	Albuquerque, NM	SPEN-SIR
51	Ricardo John	F	6'1	161	1995-04-10	21	Arouca, Trinidad and Tobago	REE-CAR-DO JON
55	Aidan Daniels	M	5'9	156	1998-09-06	18	Ajax, ON	DAN-EE-ALS
56	Malik Johnson	M	5'6	154	1998-04-13	18	Toronto, ON	MAL-IK
58	Anthony Osorio	D	5'9	147	1994-04-13	22	Toronto, ON	O-SOR-EE-O
61	Bubacarr Jobe	M	5'6	149	1994-11-21	22	Gambia, Africa	BOO-BA-CAR JO-OB
63	Liam Fraser	M	6'1	184	1998-02-13	19	Vancouver, BC	LEE-UM FRAY-SER
64	Shaan Hundal	F	6'1	170	1999-07-14	17	Brampton, ON	SH-AWN HUN-DAL
80	Angelo Cavalluzzo	GK	5'9	148	1993-01-03	24	Hamilton, ON	ANG-EL-OH CAV-OH-LU-SO

Roster as of March 25, 2017

* ages - as of opening day 2017



80 ANGELO CAVALLUZZO

GOALKEEPER

5'9 148 LBS. BIRTH DATE **03.01.1993** BIRTHPLACE **HAMILTON, ON**
HOMETOWN **HAMILTON, ON** NATIONALITY **CANADIAN**

LAST CLUB: **KIA TORONTO FC SENIOR ACADEMY TEAM**
HOW ACQUIRED: **SIGNED WITH TORONTO FC II ON FEBRUARY 10, 2017**
PRONUNCIATION: **"ANG-EL-OH CAV-OH-LU-SO"**

Cavalluzzo enters his second season with Toronto FC II and in United Soccer League (USL). He signed with Toronto FC II on February 10, 2017. He became the 25th player to sign from the Kia Toronto FC Academy to a professional contract for both Toronto FC and Toronto FC II. Last season he was called up from the Kia Toronto FC Senior Academy team. He made his professional debut for Toronto FC II as a substitute on June 6, 2016 against the Harrisburg City Islanders. He made his first professional start and earned his first victory on August 31, 2016 against Bethlehem Steel FC.

2016 Appeared in five matches, while logging 364 minutes, with a record of 1-2-0 and one clean sheet during the 2016 USL regular season for Toronto FC II. Was called up to Toronto FC II from the Kia Toronto FC Senior Academy team.

55 AIDAN DANIELS

MIDFIELDER

5'9 156 LBS. BIRTH DATE **09.06.1998** BIRTHPLACE **AJAX, ON**
HOMETOWN **AJAX, ON** NATIONALITY **CANADIAN**

LAST CLUB: **KIA TORONTO FC SENIOR ACADEMY TEAM** HOW ACQUIRED: **SIGNED WITH TORONTO FC II ON JULY 8, 2016**
PRONUNCIATION: **"DAN-EE-ALS"**

Daniels enters his second season with Toronto FC II and in United Soccer League (USL). He signed with Toronto FC II on July 8, 2016. Daniels became the 10th player from the Academy to sign a professional contract with Toronto FC II since the team's inception in 2015. He originally joined the Kia Toronto FC Academy in October 2012 after previously playing with the Richmond Hill Soccer Club.

2016 Appeared in 21 matches, registering one goal and one assist while logging 1260 minutes during the 2016 USL regular season for Toronto FC II. Registered his first professional goal on July 10 vs. Harrisburg City Islanders. Started the match, made his Toronto FC II regular season debut and played 78 minutes on March 26 vs. New York Red Bulls II. Was called up to Toronto FC II from the Kia Toronto FC Senior Academy team.

INTERNATIONAL Was named to the Canadian U-20 team for the 2017 CONCACAF Men's U-20 Championship.

63 LIAM FRASER

MIDFIELDER

6'1 184 LBS. BIRTH DATE **02.13.1998** BIRTHPLACE **VANCOUVER, BC**
HOMETOWN **SURREY, BC** NATIONALITY **CANADIAN**

LAST CLUB: KIA TORONTO FC SENIOR ACADEMY TEAM
HOW ACQUIRED: SIGNED WITH TORONTO FC II ON FEBRUARY 9, 2016
PRONUNCIATION: "LEE-UM FRAY-SER"

Liam enters his third season with Toronto FC II and in United Soccer League (USL). He signed with Toronto FC II on February 9, 2016. During the 2015 season he was a call up from the Kia Toronto FC Senior Academy team. Liam originally joined the Kia Toronto FC Academy in January 2013.

2016 Appeared in 22 matches, registering two goals while logging 1461 minutes during the 2016 USL regular season for Toronto FC II. Registered his first professional goal on June 15 vs. FC Montreal.

2015 Appeared in 10 matches, starting in seven, while logging 668 minutes during the 2015 USL regular season for Toronto FC II. Made his professional debut for Toronto FC II and the USL on June 6 vs Harrisburg City Islanders. Was called up to Toronto FC II from the Kia Toronto FC Senior Academy team.

FRIENDLY MATCH Came on in the 45th minutes and scored in penalty kicks on Tuesday, July 28 vs AS Roma Primavera.

INTERNATIONAL Was named to the Canadian U-20 team for the 2017 CONCACAF Men's U-20 Championship. Was named to the Canadian U-20 national team for a camp and series of international matches. Was named to the Canadian U-20 national team for a friendly match against U-20 England national team on March 17, 2016. Was called into the Canadian Men's U-20 development camp in Ontario from August 30 till November 6, 2015.

64 SHAAN HUNDAL

FORWARD

6'1 170 LBS. BIRTH DATE **07.14.1999** BIRTHPLACE **BRAMPTON, ON**
HOMETOWN **BRAMPTON, ON** NATIONALITY **CANADIAN**

LAST CLUB: KIA TORONTO FC SENIOR ACADEMY TEAM
HOW ACQUIRED: SIGNED WITH TORONTO FC II ON SEPTEMBER 1, 2016
PRONUNCIATION: "SH-AWN HUN-DUL"

Hundal enters his second season with Toronto FC II and in United Soccer League (USL). He signed with Toronto FC II on September 1, 2016. Hundal became the 11th player from the Academy to sign a professional contract with Toronto FC II since the team's inception in 2015. He originally joined the Kia Toronto FC Academy in May 2014 after previously playing with Brampton Youth Soccer Club. Hundal was also a member of the U-14 and U-15 Ontario Soccer Association Provincial Program.

2016 Appeared in 27 matches, registering six goals and one assist while logging 1686 minutes during the 2016 USL regular season for Toronto FC II. Registered his first professional goal on May 29 vs Wilmington Hammerheads FC. Started the match, made his Toronto FC II regular season debut on April 9 vs. FC Montreal. Was called up to Toronto FC II from the Kia Toronto FC Senior Academy team.

INTERNATIONAL Was named to the Canadian U-20 team for the 2017 CONCACAF Men's U-20 Championship.



36 BRIAN JAMES

MIDFIELDER

5'11 151 LBS. BIRTH DATE 10.25.1993 BIRTHPLACE SUNRISE, FLORIDA
HOMETOWN SUNRISE, FLORIDA NATIONALITY AMERICAN

COLLEGE/UNIVERSITY: UNIVERSITY OF VIRGINIA & PENNSYLVANIA STATE UNIVERSITY LAST CLUB: PENNSYLVANIA STATE UNIVERSITY HOW ACQUIRED: SELECTED IN THE FOURTH ROUND (80TH OVERALL) IN THE 2016 MLS SUPERDRAFT AND SIGNED WITH TORONTO FC II ON MARCH 24, 2016
PRONUNCIATION: "LEE-UM FRAY-SER"

James enters his second season with Toronto FC II of the United Soccer League (USL). He signed with Toronto FC II on March 24, 2016. He was selected in the fourth round, (80th overall) in the 2016 MLS SuperDraft. Prior to being drafted, he split time between the University of Virginia and Pennsylvania State University (Penn State). During his time with the Cavaliers, he appeared in 35 matches, registering four goals and two assists. In 2014, he transferred to Penn State and appeared in 38 matches, registering four goals and 10 assists with the Nittany Lions over the past two seasons.

2016 Appeared in 29 matches, registering two goals and two assists while logging 1912 minutes during the 2016 USL regular season for Toronto FC II. Made his professional debut for Toronto FC II and the USL on March 26 vs. New York Red Bulls II and registered an assist.

2016 AMWAY CANADIAN CHAMPIONSHIP Appeared in one match. Made his Toronto FC debut when he came on in the 84th minute on June 1 vs. Montreal Impact.

2015 Appeared in 18 matches registering three goals and three assists for Pennsylvania State University (Penn State).

2014 Appeared in 20 matches registering one goal and seven assists for Pennsylvania State University (Penn State).

2012-13 Appeared in 35 matches registering four goals and two assists for the University of Virginia.

51 RICARDO JOHN

FORWARD

6'1 161 LBS. BIRTH DATE 04.10.1995 BIRTHPLACE AROUCA, TRINIDAD AND TOBAGO
HOMETOWN AROUCA, TRINIDAD AND TOBAGO NATIONALITY TRINIDAD AND TOBAGO

HOW ACQUIRED: SIGNED WITH TORONTO FC II ON THURSDAY, AUGUST 4, 2016.
PRONUNCIATION: "REE-CAR-DO JON"

John enters his second season with Toronto FC II and in United Soccer League (USL). He signed with Toronto FC II on August 4, 2016. He originally signed with Central F.C. of the TT Pro League in April of 2016. Prior to signing with Central F.C., John spent two seasons at Virginia Tech University. He appeared in 34 matches, starting in 29, registering eight goals and three assists for the Hokies. During his collegiate career, John was named to the NSCAA All-South Region Third Team for the second straight season in 2015. During the 2014 season, John was named to the NSCAA All-Freshman Second Team, All-ACC Third Team and All-ACC Freshman Team. John was named to Trinidad and Tobago's U-20 World Cup Qualifying squad and also competed with the Trinidad and Tobago U-23 national team as part of Olympic qualifying in the summer of 2015. John represented his country at the Toronto 2015 Pan Am Games.

2016 Appeared in four matches, registering three goals while logging 314 minutes during the 2016 USL regular season for Toronto FC II. Made his professional debut for Toronto FC II and the USL, registered his first professional goal and first multi-goal game on August 28 vs. FC Montreal.

2015 Appeared in 17 matches, starting in 16, registering three goals and two assists with Virginia Tech University.

2014 Appeared in 17 matches, starting in 13, registering five goals and one assist with Virginia Tech University.

INTERNATIONAL Represented the Trinidad and Tobago national team at the Toronto 2015 Pan Am Games. Was named to the Trinidad and Tobago U-23 national team Olympic qualifying squad. Was named to the Trinidad and Tobago U-20 World Cup Qualifying squad

56 MALIK JOHNSON

MIDFIELDER

5'6 154 LBS. BIRTH DATE 04.13.1998 BIRTHPLACE TORONTO, ON
HOMETOWN TORONTO, ON NATIONALITY CANADIAN

HOW ACQUIRED: SIGNED WITH TORONTO FC II ON JANUARY 5, 2016
PRONUNCIATION: "MAL-IK"

Johnson enters his third season with Toronto FC II and in United Soccer League (USL). He signed with Toronto FC II on January 5, 2016. During the 2015, before signing his USL professional contract he was a call up from the Kia Toronto FC Senior Academy team. Johnson originally joined the Kia Toronto FC Academy in April 2013.

2016 Appeared in 21 matches, registering four goals while logging 1041 minutes during the 2016 USL regular season for Toronto FC II. Registered his first professional goal on April 9 vs. FC Montreal.

2016 AMWAY CANADIAN CHAMPIONSHIP Appeared in one match. Made his Toronto FC debut when he came on in the 80th minute on June 1 vs. Montreal Impact.

2015 Appeared in seven matches, starting in five, while logging 390 minutes during the 2015 USL regular season for Toronto FC II. Made his first professional start for Toronto FC II and the USL on July 11 vs Rochester Rhinos. Made his professional debut for Toronto FC II and the USL on July 8 vs Pittsburgh Riverhounds. Was called up to Toronto FC II from the Kia Toronto FC Senior Academy Team.

FRIENDLY MATCH Started the match and played 45 minutes on Tuesday, July 28 vs AS Roma Primavera.

58 ANTHONY OSORIO

DEFENDER

5'9 147 LBS. BIRTH DATE 04.13.1994 BIRTHPLACE TORONTO, ON
HOMETOWN TORONTO, ON NATIONALITY CANADIAN

LAST CLUB: KIA TORONTO FC SENIOR ACADEMY TEAM
HOW ACQUIRED: SIGNED WITH TORONTO FC II ON DECEMBER 9, 2015
PRONUNCIATION: "O-SOR-EE-O"

Osorio enters his third season with Toronto FC II and in United Soccer League (USL). He signed with Toronto FC II on December 9, 2015. Earlier in 2015, before signing his USL professional contract he was a call up from the Kia Toronto FC Senior Academy team. Osorio originally joined the Kia Toronto FC Academy in June 2014 and played with the Kia Toronto FC Senior Academy team in League1 Ontario. He helped the Senior Academy team capture both the league championship and the Inter-Provincial Cup Championship.

2016 Appeared in 24 matches, registering one assist while logging 1882 minutes during the 2016 USL regular season for Toronto FC II.

2015 Appeared in 17 matches, starting in 10, registering two assists while logging 841 minutes during the 2015 USL regular season for Toronto FC II. Made his first professional start for Toronto FC II and the USL on May 16 vs Louisville City FC. Made his professional debut

for Toronto FC II and the USL on April 25 vs Pittsburgh Riverhounds. Was called up to Toronto FC II from the Kia Toronto FC Senior Academy team.

FRIENDLY MATCH Came on in the 45th minute on Tuesday, July 28 vs AS Roma Primavera.

2014-13 Won the League1 Ontario and the Inter-Provincial Cup Championship with the Kia Toronto FC Senior Academy team.



46 BEN SPENCER

FORWARD

6'5 195 LBS. BIRTH DATE 03.28.1995 BIRTHPLACE ALBUQUERQUE, NEW MEXICO
HOMETOWN ALBUQUERQUE, NEW MEXICO NATIONALITY AMERICAN

LAST CLUB: MOLDE FOTBALLKLUBB (MOLDE FK)
HOW ACQUIRED: TORONTO FC ACQUIRED THE RIGHT OF FIRST REFUSAL FOR BEN SPENCER FROM REAL SALT LAKE
ON MARCH 10, 2016 AND SIGNED A USL CONTRACT WITH TORONTO FC II ON THURSDAY, SEPTEMBER 8, 2016.
PRONUNCIATION: "SPEN-SIR"

Spencer enters his third season with Toronto FC II and in United Soccer League (USL). He signed with Toronto FC II on June 30, 2016. He most recently spent the 2015 season on loan with Toronto FC II where he made no appearances for the club as he was rehabbing from an injury. He was originally acquired on loan from Molde Fotballklubb (Molde FK) of the Norwegian Tippeligaen on April 23, 2015. He began his youth career at Real Salt Lake's Development Academy at the Grande Sports Academy in Arizona in 2010-2011 season, where he scored 22 goals. He left the Real Salt Lake Grande Sports Academy during the 2011-12 season for the Chivas USA Development Academy. In December 2012, Spencer agreed to join Molde FK, where he made two appearances during the 2012-13 season. He made his professional debut as a substitute in a 4-0 win over Vålerenga on September 1, 2013. In 2014, Spencer was loaned the Indy Eleven of the NASL (North American Soccer League) and made a combined 11 appearances scoring two goals in all competitions.

2016 Appeared in two matches, while logging 42 minutes during the 2016 USL regular season for Toronto FC II. Made his Toronto FC II and USL debut when he came on in the 76th minute on September 11 vs. Orlando City B.

2015 Missed the entire 2015 USL regular season due to an injury.

2014 Appeared in 11 matches, registering two goals in all competitions while on loan for Indy Eleven (NASL).

2012-13 Appeared in two matches for Molde Fotballklubb (Molde FK).

INTERNATIONAL Represented the United States Men's national team at the U-18, U-20 and U-23 levels. **U-18** – Appeared in six matches, scoring three goals. **U-20** – Appeared in five matches, scoring two goals during the 2015 CONCACAF U-20 Championship in Jamaica and helped the United States qualify for the 2015 FIFA U-20 World Cup in New Zealand. He also featured for the U-20's during their second place finish at the 2014 Dallas Cup, scoring three goals at the tournament. He scored two goals in the opening match, a 3-2 victory against River Plate, along with a first-half goal during their 3-2 double-overtime victory in the semi-finals against Fluminense. **U-23** – Appeared in one match as a substitute during a 3-0 loss to Brazil on October 14, 2014.

42 MITCHELL TAINTOR

MIDFIELDER

6'2 190 LBS. BIRTH DATE 09.11.1994 BIRTHPLACE STORRS, CONNECTICUT
HOMETOWN STORRS, CONNECTICUT NATIONALITY AMERICAN

COLLEGE/UNIVERSITY: RUTGERS UNIVERSITY LAST CLUB: RUTGERS UNIVERSITY HOW ACQUIRED: SELECTED IN THE
THIRD ROUND (59TH OVERALL) IN THE 2016 MLS SUPERDRAFT AND SIGNED WITH TORONTO FC II ON MARCH 15, 2016
PRONUNCIATION: "LEE-UM FRAY-SER"

Taintor enters his second season with Toronto FC II and in United Soccer League (USL). He signed with Toronto FC II on March 15, 2016. He was selected in the third round, (59th overall) in the 2016 MLS SuperDraft. Prior to being drafted, he spent the last four seasons at Rutgers University. He appeared in 71 matches, registering 13 goals and six assists for the Scarlet Knights. During his collegiate career, he was named to the NSCAA Second Team All-Midwest Region, Second Team All-Big Ten Conference and Big Ten Conference All-Tournament Team.

2016 Appeared in 22 matches, registering one goal while logging 1917 minutes during the 2016 USL regular season for Toronto FC II. Made his professional debut for Toronto FC II and the USL on March 26 vs. New York Red Bulls II.

2015 Appeared in 20 matches registering five goals and five assists for Rutgers University.

2014 Appeared in 19 matches registering three goals and one assist for Rutgers University.

2013 Appeared in 18 matches registering two goals for Rutgers University.

2012 Appeared in 14 matches registering three goals for Rutgers University.

45 LUCA UCCELLO
MIDFIELDER

5'6 152 LBS. BIRTH DATE 06.17.1997 BIRTHPLACE TORONTO, ON
HOMETOWN WOODBRIDGE, ON NATIONALITY CANADIAN

LAST CLUB: KIA TORONTO FC SENIOR ACADEMY TEAM HOW ACQUIRED: SIGNED WITH TORONTO FC II ON MARCH 12, 2015
PRONUNCIATION: "MAL-IK"

Uccello enters his third season with Toronto FC II and in United Soccer League (USL). He signed with Toronto FC II on March 12, 2015. He originally joined the Kia Toronto FC Academy in October 2011. During the 2014 season he played with the Senior Academy team in League1 Ontario. Uccello finished the season with six goals and was named to the League1 Ontario Next XI. He was also named Player of the Week for Week 11.

2016 Appeared in 20 matches, registering three goals and one assist while logging 1182 minutes during the 2016 USL regular season for Toronto FC II.

2015 Appeared in 22 matches, starting in 16, registering one goal and one assist, while logging 1458 minutes during the 2015 USL regular season for Toronto FC II. Made his first professional start for Toronto FC II and the USL on March 28 vs FC Montreal. Made his professional debut for Toronto FC II and the USL on March 21 vs Charleston Battery.

FRIENDLY MATCH Started the match and played 45 minutes on Tuesday, July 28 vs AS Roma Primavera. Came on in the 66th minutes on Wednesday, July 22 vs Sunderland A.F.C.

2014 Won the League1 Ontario and the Inter-Provincial Cup Championship with the Kia Toronto FC Senior Academy team. Registered six goals for the Kia Toronto FC Senior Academy Team during the League1 Ontario season



TORONTO FC II 2016 RESULTS

REGULAR SEASON				
GAME	OPPONENT	DATE	RESULT	RECORD (W-L-T)
1	@ New York Red Bulls II	Saturday, March 26	D 2-2	0-0-1
2	@ FC Montreal	Saturday, April 9	W 2-1	1-0-1
3	Pittsburgh Riverhounds	Sunday, April 17	D 2-2	1-0-2
4	FC Cincinnati	Sunday, April 24	L 2-1	1-1-2
5	@ Richmond Kickers	Saturday, April 30	L 1-0	1-2-2
6	Louisville City FC	Wednesday, May 4	L 2-0	1-3-2
7	Richmond Kickers	Wednesday, May 11	W 1-0	2-3-2
8	@ Charleston Battery	Saturday, May 14	L 2-0	2-4-2
9	@ Pittsburgh Riverhounds	Saturday, May 21	L 2-1	2-5-2
10	@ Harrisburg City Islanders	Tuesday, May 24	L 2-1	2-6-2
11	Wilmington Hammerheads FC	Sunday, May 29	L 3-1	2-7-2
12	@ Charlotte Independence	Saturday, June 4	D 2-2	2-7-3
13	Rochester Rhinos	Saturday, June 11	W 2-1	3-7-3
14	FC Montreal	Wednesday, June 15	D 1-1	3-7-4
15	@ FC Cincinnati	Saturday, June 18	L 2-1	3-8-4
16	@ Louisville City FC	Tuesday, June 21	L 4-1	3-9-4
17	Charleston Battery	Sunday, June 26	L 1-0	3-10-4
18	@ Wilmington Hammerheads FC	Saturday, July 2	L 3-0	3-11-4
19	Bethlehem Steel FC	Wednesday, July 6	W 3-2	4-11-4
20	@ Harrisburg City Islanders	Sunday, July 10	W 4-2	5-11-4
21	Rochester Rhinos	Wednesday, July 20	D 1-1	5-11-5
22	@ Richmond Kickers	Saturday, July 23	L 3-0	5-12-5
23	@ Bethlehem Steel FC	Sunday, July 31	W 3-1	6-12-5
24	@ Orlando City B	Saturday, August 6	L 2-1	6-13-5
25	Harrisburg City Islanders	Sunday, August 14	L 1-0	6-14-5
26	New York Red Bulls II	Wednesday, August 24	L 1-0	6-15-5
27	FC Montreal	Sunday, August 28	L 4-3	6-16-5
28	Charlotte Independence	Sunday, September 4	L 5-1	6-17-5
29	Orlando City B	Sunday, September 11	W 2-1	7-17-5
30	@ Rochester Rhinos	Saturday, September 24	L 1-0	7-18-5

TORONTO FC II 2016 SEASON STATISTICS

2016 USL REGULAR SEASON
TORONTO FC II RECORD (W/L/D) 7-18-5 26 PTS
GAMES PLAYED: 30

STATISTICS BY HALF			
GOALS	FIRST	SECOND	TOTAL

Toronto FC	15	21	36
Opponents	22	36	58

SHOTS	ATT.ON GOAL	SECOND
Toronto FC	117	139
Opponents	195	197

TORONTO FC II OPPONENTS		
	2016	ALL-TIME

Bethlehem Steel F.C.	2-0-0	2-0-0
Charleston Battery	0-2-0	1-3-0
Charlotte Independence	0-1-1	0-2-2
FC Cincinnati	0-2-0	0-2-0
FC Montréal	1-1-1	3-3-1
Harrisburg City Islanders	1-2-0	1-3-1
Louisville City FC	0-2-0	0-4-0
New York Red Bulls II	0-1-1	0-3-1
Orlando City B	1-1-0	1-1-0
Pittsburgh Riverhounds	0-1-1	0-4-1
Richmond Kickers	1-2-0	2-3-0
Rochester Rhinos	1-1-1	1-4-2
Saint Louis FC	0-0-0	1-1-0
Vancouver Whitecaps FC 2	0-0-0	0-0-1
Wilmington Hammerheads FC	0-2-0	1-2-1

RECORD BY MONTH			
MONTH	HOME	AWAY	OVERALL

March	0-0-0	0-0-1	0-0-1
April	0-1-1	1-1-0	1-2-1
May	1-2-0	0-3-0	1-5-0
June	1-1-1	0-2-1	1-3-2
July	1-0-1	2-2-0	3-2-1
August	0-3-0	0-1-0	0-4-0
September	1-1-0	0-1-0	1-2-0

RECORD BY DAY			
MONTH	HOME	AWAY	OVERALL

Monday	0-0-0	0-0-0	0-0-0
Tuesday	0-0-0	0-2-0	0-2-0
Wednesday	2-2-2	0-0-0	2-2-2
Thursday	0-0-0	0-0-0	0-0-0
Friday	0-0-0	0-0-0	0-0-0
Saturday	1-0-0	1-8-2	2-8-2
Sunday	1-6-1	2-0-0	3-6-1

SCORING FIRST			
	W	L	D

Record when TFC II Scores First	6	4	3
Record when Opponent Scores First	1	14	2

HALF TIME RECORD			
	W	L	D

Leading at Half Time	3	2	2
Trailing at Half Time	0	10	0
Tied at Half Time	4	6	2

RECORD WHEN SCORING GOAL(S)			
	W	L	D

Zero	-	9	0
One	1	8	2
Two	3	0	3
Three	2	1	0
Four	1	0	0
Five +	0	0	0

TORONTO FC II 2015 USL AWARDS	
USL TEAM OF THE WEEK	

Week 3 – Raheem Edwards
Week 8 – Nick Hagglund
Week 16 – Ayo Akinola
Week 19 – Shaan Hundal
Week 20 – Mitchell Taintor



2016 USL GAME-BY-GAME RESULTS

GM #	DATE	OPPONENT	RESULT (W-L-D)	GWG	TFC II GOALS (*PK, ^ET)	GF-GA	AF-AA	ATTENDANCE
1	Saturday, March 26	New York Red Bulls II	D		48, 34	2-2	8-19	N/A
2	Saturday, April 9	FC Montreal	W	48	56, 48	2-1	9-12	N/A
3	Sunday, April 17	Pittsburgh Riverhounds	D		6, 48*	2-2	12-13	1, 228 +
4	Sunday, April 24	FC Cincinnati	L		48	1-2	9-16	576
5	Saturday, April 30	Richmond Kickers	L			0-1	8-11	3,655
6	Wednesday, May 4	Louisville City FC	L			0-2	8-14	672
7	Wednesday, May 11	Richmond Kickers	W	31	31	1-0	8-14	1, 228 +
8	Saturday, May 14	Charleston Battery	L			0-2	12-14	5,481
9	Saturday, May 21	Pittsburgh Riverhounds	L		56	1-2	11-8	1,209
10	Tuesday, May 24	Harrisburg City Islanders	L		36	1-2	4-9	1, 531
11	Sunday, May 29	Wilmington Hammerheads FC	L		64	1-3	18-16	850
12	Saturday, June 4	Charlotte Independence	D		64, 56*	2-2	7-8	1, 801
13	Saturday, June 11	Rochester Rhinos	W	56	45, 56	2-1	4-13	1, 228 +
14	Wednesday, June 15	FC Montreal	D		63	1-1	13-8	1, 228 +
15	Saturday, June 18	FC Cincinnati	L		48	1-2	3-8	19,112
16	Tuesday, June 21	Louisville City FC	L		64	1-4	5-18	7, 066
17	Sunday, June 26	Charleston Battery	L			0-1	6-16	1, 069
18	Saturday, July 2	Wilmington Hammerheads FC	L			0-3	4-11	3, 837
19	Wednesday, July 6	Bethlehem Steel FC	W	63	45, 61, 63	3-2	10-11	1, 064
20	Sunday, July 10	Harrisburg City Islanders	W	46	48, 46, 46, 55	4-2	6-16	N/A
21	Wednesday, July 20	Rochester Rhinos	D		34	1-1	8-10	1, 072
22	Saturday, July 23	Richmond Kickers	L			0-3	15-3	4, 176
23	Sunday, July 31	Bethlehem Steel FC	W	64	64, 64, 45	3-2	4-19	N/A
24	Saturday, August 6	Orlando City B	L		42	1-2	7-7	N/A
25	Sunday, August 14	Harrisburg City Islanders	L			0-1	15-15	874
26	Wednesday, August 24	New York Red Bulls II	L			0-1	5-24	1,081
27	Sunday, August 28	FC Montreal	L		49, 51, 51	3-4	15-10	1, 251
28	Sunday, September 4	Charlotte Independence	L		36	1-5	10-15	624
29	Sunday, September 11	Orlando City B	W	51	64, 51	2-1	11-6	1, 300 +
30	Saturday, September 24	Rochester Rhinos	L			0-1	2-10	N/A

2016 MATCH REPORTS

MATCH DAY 1 – @ NEW YORK RED BULLS II – D 2-2 – SATURDAY, MARCH 26

Scoring Summary

TFC II – Raheem Edwards 35' (Mo Babouli)
 TFC II – Skylar Thomas 45' + 1' (Brian James)
 NYRB II – Brandon Allen 66'
 NYRB II – Brandon Allen 70'

Misconduct Summary

NYRB II – Noah Powder 38' (caution)
 NYRB II – Stefano Bonomo 89' (caution)

Lineups

Toronto FC II – Alex Bono; Mark Bloom, Mitchell Taintor, Skylar Thomas, Anthony Osorio; Chris Mannella ©, Brian James (Adam Bouchard 90'), Aidan Daniels (Malik Johnson 78'); Mo Babouli, Raheem Edwards, Sal Bernal (Martin Davis 73')
 Substitutes Not Used: Phil Boerger, Andrew Dias, Steven Furlano, Richie Ennin

New York Red Bulls II – Powder, Timothy Schmoll (Devon Williams 62'), Zachary Carroll (Mason Deeds 89'), Aaron Long, Tyler Adams, Sean Davis, Derrick Etienne, Alex Muyl (Vincent Bezecourt 58'); Brandon Allen, Stefano Bonomo
 Substitutes Not Used: Rafael Diaz, Daniel Metzger, Junior Flemmings

2016 MATCH REPORTS

MATCH DAY 2 – @ FC MONTREAL – W 2-1 – SATURDAY, APRIL 9

Scoring Summary

TFC II – Malik Johnson 62'

FCM – Ballou Jean Yves Tabla 80'

TFC II – Raheem Edwards 84'

Misconduct Summary

FCM – Louis Béland-Goyette 38' (caution)

TFC II – Aidan Daniels 61' (caution)

FCM – Kyle Fisher 73' (caution)

TFC II – Anthony Osorio 77' (caution)

FCM – David Choinière 90' + 3' (caution)

Lineups

Toronto FC II – Alex Bono; Bubacarr Jobe (Malik Johnson 61'), Mitchell Taintor, Skylar Thomas ©, Anthony Osorio; Adam Bouchard, Aidan Daniels (Liam Fraser 66'), Brian James (Robert Boskovic 87'); Shaan Hundal (Martin Davis 71'), Raheem Edwards, Sal Bernal (Wesley Charpie 61')

Substitutes Not Used: Filippo Di Bennardo

FC Montreal – Maxime Crépeau; Janouk Charbonneau, Kyle Fisher, Thomas Meilleur-Giguère, Aron Mkungilwa (Fabrice Mbvouvouma 87'); Marco Leonel Dominguez-Ramirez (Nevelo Yoseke 82'), Louis Béland-Goyette (Heikel Jarras 68'), Yacine Ait-Slimane (David Choinière 55'), Mastanabal Kacher (Charles Joly 69'), Ballou Jean Yves Tabla; Michael Salazar

Substitutes Not Used: David Paulmin, Simon Lemire

MATCH DAY 3 – VS. PITTSBURGH RIVERHOUNDS – D 2-2 – SUNDAY, APRIL 17

Scoring Summary

TFC II – Nick Hagglund 12' (Raheem Edwards)

PIT – Romeo Parkes 41' (Corey Hertzog)

TFC II – Raheem Edwards 56' (PK)

PIT – Conor Branson 90' + 2'

Misconduct Summary

PIT – William Hunt 11' (caution)

PIT – Ben Swanson 75' (caution)

TFC II – Raheem Edwards 84' (caution)

TFC II – Robert Boskovic 90' + 1' (caution)

Lineups

Toronto FC II – Alex Bono; Wesley Charpie (Bubacarr Jobe 66'), Nick Hagglund, Skylar Thomas © (Eriq Zavaleta 61'), Anthony Osorio; Adam Bouchard (Chris Mannella 66'), Aidan Daniels (Robert Boskovic 83'), Brian James; Shaan Hundal (Sal Bernal 72'), Raheem Edwards, Malik Johnson

Substitutes Not Used: Phil Di Bennardo, Martin Davis

Pittsburgh Riverhounds – Richard Gilstrap; Nicholas Kolarac (Ben Swanson 43'), William Hunt, Conor Branson, Jordan Murrell; Romeo Parkes, Zak Boggs (Caleb Postlewait 68'), Michael Green © (Isaiah Schafer 68'), Stephen Okai (Karsten Smith 84'); Corey Hertzog, Marshall Hollingsworth

Substitutes Not Used: Mauricio Vargas, Ryan Dodson, James Bissue



2016 MATCH REPORTS

MATCH DAY 4 – VS. FC CINCINNATI – L 2-1 – SUNDAY, APRIL 24

Scoring Summary

TFC II – Raheem Edwards 45' (Chris Mannella)
FCC – Andrew Wiedeman 60' (Jimmy McLaughlin)
FCC – Omar Cummings 85' (Tyler Polak)

Misconduct Summary

None

Lineups

Toronto FC II – Quillan Roberts; Wesley Charpie, Nick Hagglund, Skylar Thomas, Ashtone Morgan (Sal Bernal 62'); Chris Mannella ©, Jay Chapman (Aidan Daniels 80'), Brian James; Malik Johnson (Bubacarr Jobe 74'), Shaan Hundal (Jordan Hamilton 62'), Raheem Edwards

Substitutes Not Used: Phil Di Bennardo, Mitch Taintor, Adam Bouchard

FC Cincinnati – Mitch Hildebrandt; Austin Berry, Tyler Polak, Harrison Delbridge, Pat McMahon; Ross Tomaselli (Antoine Hoppenot 37') (Eric Stevenson 67'), Kenney Walker, Corben Bone; Jimmy McLaughlin (Omar Cummings 83'), Sean Okoli (Omar Mohamed 90'), Andrew Wiedeman (Derek Luke 77')

Substitutes Not Used: Dallas Jaye, Paul Nicholson

MATCH DAY 5 – @ RICHMOND KICKERS – L 1-0 – SATURDAY, APRIL 30

Scoring Summary

RICH – Brian Ownby 10' (Jason Yeisley)

Misconduct Summary

RICH – Michael Callahan 47' (caution)
TFC II – Mitchell Taintor 60' (caution)

Lineups

Toronto FC II – Alex Bono; Wesley Charpie, Skylar Thomas ©, Mitchell Taintor, Andrew Dias (Robert Boskovic 79'); Adam Bouchard (Liam Fraser 63'), Brian James, Malik Johnson (Martin Davis 69'); Sal Bernal (Luca Uccello 76'), Raheem Edwards, Jordan Hamilton (Shaan Hundal 76')

Substitutes Not Used: Phil Di Bennardo, Aidan Daniels

Richmond Kickers – Matt Turner; Alex Lee, William Yomby, Hugh Roberts, Braeden Troyer; Samuel Asante (Michael Callahan 45'), Tsohleho Jane (Fred Owusu Sekyere 67'), Lucas Paulini (Travis Pittman 88'), Brian Ownby (Matthew Delicate 84'); Luiz Fernando Nascimento, Jason Yeisley (Anthony Grant 76')

Substitutes Not Used: Sawyer Gaffney, Romulo Peretta

MATCH DAY 6 – VS. LOUISVILLE CITY FC – L 2-0 – WEDNESDAY, MAY 4

Scoring Summary

LCFC – Martin Davis 5' (OG)
LCFC – Niall McCabe 65'

Misconduct Summary

LCFC – Mark Anthony Kaye 66' (caution)
TFC II – Raheem Edwards 67' (caution)
TFC II – Mark Bloom 86' (caution)

Lineups

Toronto FC II – Quillan Roberts; Wesley Charpie (Mark Bloom 57'), Nick Hagglund, Eriq Zavaleta, Daniel Lovitz; Jay Chapman (Brian James 61'), Chris Mannella ©, Liam Fraser (Luca Uccello 75'), Martin Davis (Sal Bernal 72'); Raheem Edwards, Mo Babouli (Shaan Hundal 72')

Substitutes Not Used: Alex Bono, Mitch Taintor

Louisville City FC – Gregory Ranjitsingh; Kyle Smith, Conor Shanosky, Tarek Morad, Tyler Newnam; Aodhan Quinn ©, Guy Abend, George Davis (Andrew Lubhan 77'), Mark Anthony Kaye (Kadeem Dacres 77'), Niall McCabe (Lilja Llic 85'); Jon Chandler Hoffman (Cameron Lancaster 85')

Substitutes Not Used: Scott Goodwin, Enrique Montano, Sean Reynolds

2016 MATCH REPORTS

MATCH DAY 7 – VS. RICHMOND KICKERS – W 1-0 – WEDNESDAY, MAY 11

Scoring Summary

CHR – Romario Williams 10' (Maikel Chang)
CHR – Maikel Chang 48' (Zachary Prince)

Misconduct Summary

TFC II – Mitch Taintor 22' (caution)
TFC II – Robert Boskovic 40' (caution)
TFC II – Shaan Hundal 59' (caution)

Lineups

Toronto FC II – Alex Bono ©; Wesley Charpie, Mitch Taintor (Nikola Stakic 84'), Robert Boskovic, Anthony Osorio; Liam Fraser, Adam Bouchard (Brian James 63'), Aiden Daniels (Luca Uccello 68'); Malik Johnson (Martin Davis 63'), Shaan Hundal, Sal Bernal (Rich Ennin 75')

Substitutes Not Used: Phil Di Bernardo, Jacob Maurutto

Charleston Battery – Odisnel Cooper; Quinton Griffith, Taylor Mueller (Forrest Lasso HT'), Shawn Ferguson ©, Obrian Woodbine; Zachary Prince (Jose Nazareno 82'), Neveal Hackshaw, Justin Portillo, Maikel Chang (Dante Marini 67'); Ricardo Garbanzo (Austin Savage 75'), Romario Williams (Christopher Tsonis 68')

Substitutes Not Used: Alexander Tambakis, Emmanuel Adjetejey

MATCH DAY 8 – @ CHARLESTON BATTERY – L 2-0 – SATURDAY, MAY 14

Scoring Summary

CHR – Romario Williams 10' (Maikel Chang)
CHR – Maikel Chang 48' (Zachary Prince)

Misconduct Summary

TFC II – Mitch Taintor 22' (caution)
TFC II – Robert Boskovic 40' (caution)
TFC II – Shaan Hundal 59' (caution)

Lineups

Toronto FC II – Alex Bono ©; Wesley Charpie, Mitch Taintor (Nikola Stakic 84'), Robert Boskovic, Anthony Osorio; Liam Fraser, Adam Bouchard (Brian James 63'), Aiden Daniels (Luca Uccello 68'); Malik Johnson (Martin Davis 63'), Shaan Hundal, Sal Bernal (Rich Ennin 75')

Substitutes Not Used: Phil Di Bernardo, Jacob Maurutto

Charleston Battery – Odisnel Cooper; Quinton Griffith, Taylor Mueller (Forrest Lasso HT'), Shawn Ferguson ©, Obrian Woodbine; Zachary Prince (Jose Nazareno 82'), Neveal Hackshaw, Justin Portillo, Maikel Chang (Dante Marini 67'); Ricardo Garbanzo (Austin Savage 75'), Romario Williams (Christopher Tsonis 68')

Substitutes Not Used: Alexander Tambakis, Emmanuel Adjetejey

MATCH DAY 9 – @ PITTSBURGH RIVERHOUNDS – L 2-1 – SATURDAY, MAY 21

Scoring Summary

PIT – Matshidiso Moloto 68'
PIT – Corey Hertzog 72'
TFC II – Malik Johnson 83'

Misconduct Summary

PIT – Jordan Murrell 56' (caution)

Lineups

Toronto FC II – Quillan Roberts; Wesley Charpie, Mitchell Taintor, Robert Boskovic (Skylar Thomas 73'), Anthony Osorio; Liam Fraser, Chris Mannella ©, Brian James; Sal Bernal (Adam Bouchard 61'), Shaan Hundal, Malik Johnson

Substitutes Not Used: Phil Di Bennardo, Steven Furlano, Raheem Edwards

Pittsburgh Riverhounds – Mauricio Vargas; Michael Green, Sergio Campbell, Jordan Murrell (Isaiah Schafer 70'), William Hunt; Stephen Okai, Karsten Smith (Conor Branson 70'), James Bissue (Corey Hertzog 58'); Kevin Kerr, Duwayne Ewart (Drew Russell 71'), Matshidiso Moloto (Zak Boggs 90' +)

Substitutes Not Used: Brenden Alfery, Ben Swanson



2016 MATCH REPORTS

MATCH DAY 10 – @ HARRISBURG CITY ISLANDERS – L 2-1 – TUESDAY, MAY 24

Scoring Summary

HCI – Paul Wilson 25'
HCI – Aaron Wheeler 28'
TFC II – Brian James 90' + 3'

Misconduct Summary

TFC II – Anthony Osorio 7' (caution)
TFC II – Brian James 42' (caution)
HCI – Matthew Bolduc 86' (caution)

Lineups

Toronto FC II – Quillan Roberts; Wesley Charpie, Mitchell Taintor, Skylar Thomas, Anthony Osorio (Robert Boskovic 83'); Chris Mannella © (Liam Fraser 62'), Brian James, Aidan Daniels; Luca Uccello, Shaan Hundal (Ethan Beckford 62'), Malik Johnson (Sal Bernal 70')

Substitutes Not Used: : Phil Di Bennardo, Steven Furlano, Adam Bouchard

Harrisburg City Islanders – Keasel Broome; James Thomas, Liam Doyle, Shane Johnson, Shawn McLaws; Cardel Benbow (Brett Jankouskas 80'), William Warshaw, Joshua Hughes (Daniel DiPrima 62'), Matthew Bolduc (Shane Campbell 88'), Paul Wilson (Dante Leverock 90'); Aaron Wheeler (Craig Foster 66')

Substitutes Not Used: Nick Noble, Darvin Ebanks

MATCH DAY 11 – VS. WILMINGTON HAMMERHEADS FC – L 3-1 – SATURDAY, MAY 29

Scoring Summary

TFC II – Shaun Hundal 23'
WHFC – Bruno Perone 30' (PK)
WHFC – Mael Corboz 83'
WHFC – Mathew Barnes-Homer 90'

Misconduct Summary

TFC II – Skylar Thomas 30' (caution)
TFC II – Skylar Thomas 60' (caution) (ejection)
WHFC – Zev Taublieb 65' (caution)
TFC II – Mitchell Taintor 90' + (caution)

Lineups

Toronto FC II – Quillan Roberts; Wesley Charpie, Mitchell Taintor, Skylar Thomas, Robert Boskovic; Liam Fraser (Luca Uccello 81'), Chris Mannella © (Aidan Daniels 73'), Brian James, Bubacarr Jobe, Sal Bernal (Ethan Beckford 78'); Shaan Hundal (Malik Johnson 86')

Substitutes Not Used: Phil Di Bennardo

Wilmington Hammerheads FC – John Smits; Tom Parratt, Michael Mecham, Bruno Perone, Peobo De Doue; Zev Taublieb, Mael Corboz, Austin Martz (Bryce Taylor 87'), Justin Moose; Jeff Michaud (Stefan Defregger 73'), Kyle Parker (Matthew Barnes-Homer 80')

Substitutes Not Used: Eric Ati

MATCH DAY 12 – @ CHARLOTTE INDEPENDENCE – D 2-2 – SATURDAY, JUNE 4

*Following an extended weather delay the match officials called the match complete as a 2-2 draw

Scoring Summary

TFC II – Shaan Hundal 19'
TFC II – Malik Johnson 36' (PK)
CLT – Jorge Herrera 47' (David Estrada)
CLT – Jorge Herrera 56' (Christopher Hellmann)

Misconduct Summary

CLT – Dennis Castillo 31' (caution)
CLT – Brian Brown 61' (caution)
TFC II – Brian James 67' (caution)

Lineups

Toronto FC II – Alex Bono ©; Wesley Charpie, Mitchell Taintor, Robert Boskovic (Clement Simonin 59'), Anthony Osorio; Liam Fraser (Chris Mannella 59'), Aidan Daniels, Brian James; Sal Bernal, Shaan Hundal, Malik Johnson (Richlord Ennin 71')

Substitutes Not Used: Phil Di Bennardo, Andrew Dias, Luca Uccello, Reshon Phillip

Charlotte Independence – John Berner; Jack Metcalf, Kevin (Bilal) Duckett ©, Paul Clowes, Dennis Castillo; Jun Davidson, Jorge Herrera, Lewis Hilton (Yann Ekra HT); Caleb Calvert (Brian Brown HT), David Estrada, Zach Pfeffer (Christopher Hellmann HT')

Substitutes Not Used: Cody Mizell, Austin Yearwood, Alec Bartlett, Enzo Martinez

2016 MATCH REPORTS

MATCH DAY 13 – VS. ROCHESTER RHINOS – W 2-1 – SATURDAY, JUNE 11

Scoring Summary

TFC II – Luca Uccello 78' (Bubacarr Jobe)
TFC II – Malik Johnson 90' (Brian James)
RCH – Christian Volesky 90' + 1'

Misconduct Summary

TFC II – Shaan Hundal 34' (caution)
TFC II – Anthony Osorio 54' (caution)
RCH – Vasileios Apostolopoulos 69' (caution)
TFC II – Clement Simonin 89' (caution)

Lineups

Toronto FC II – Alex Bono; Wesley Charpie, Mitch Taintor, Skylar Thomas (Clement Simonin 57'), Anthony Osorio; Chris Mannella ©, Aidan Daniels (Luca Uccello 73'), Brian James; Sal Bernal (Raheem Edwards 73'), Shaan Hundal (Malik Johnson 80'), Bubacarr Jobe

Substitutes Not Used: Phil Di Bennardo, Robert Boskovic, Liam Fraser

Rochester Rhinos – Tomas Gomez; Vasileios Apostolopoulos, Dominic Samuel (Christian Volesky 62'), Joseph Farrell, Jordan Becker (Brandon Beresford 81'); Marcos Ugarte (Michael Garzi 62'), Sean Totsch, Ryan Lee James, Wal Fall (Andre Fortune 81'); Steevan dos Santos, Kenardo Forbes

Substitutes Not Used: Bradley Kamdem, Sean Reilly, Daniel Lynd

MATCH DAY 14 – VS. FC MONTREAL – D 1-1 – WEDNESDAY, JUNE 15

Scoring Summary

FCM – Anthony Jackson-Hamel 55' (Alessandro Riggi)
TFC II – Liam Fraser 90' (Luca Uccello)

Misconduct Summary

TFC II – Bubacarr Jobe 50' (caution)
TFC II – Skylar Thomas 68' (caution)
TFC II – Anthony Osorio 71' (caution)
TFC II – Bubacarr Jobe 82' (caution) (ejection)
FCM – David Choinière 83' (caution)

Lineups

Toronto FC II – Alex Bono; Bubacarr Jobe, Mitchell Taintor (Clement Simonin HT), Skylar Thomas ©, Anthony Osorio (Robert Boskovic 87'); Luca Uccello, Brian James (Aidan Daniels 72'), Liam Fraser; Malik Johnson (Raheem Edwards 59'), Shaan Hundal (Ayo Mkinola 79'), Sal Bernal

Substitutes Not Used: Phil Di Bennardo, Chris Mannella

FC Montreal – Maxime Crépeau; Aron Mkungilwa, Janouk Charbonneau, Thomas Meilleur-Giguère, Simon Lemire (Zachary Sukunda 8'); Marco Leonel Dominguez-Ramirez (Anthony Jackson-Hamel 44'), Louis Béland-Goyette, Masta Kacher (Nevelo Yoseke 83'); Alessandro Riggi (Philippe Lincourt-Joseph 78'), David Choinière, Ballou Jean Yves Tabla (Yacine Ait-Slimane 62')

Substitutes Not Used: James Pantemis, Brandon Onkony

MATCH DAY 15 – VS. FC CINCINNATI – L 2-1 – SATURDAY, JUNE 18

Scoring Summary

TFC II – Raheem Edwards 4'
FCC – Harrison Delbridge 61' (Jimmy McLaughlin)
FCC – Eric Stevenson 62' (Corben Bone)

Misconduct Summary

FCC – Sean Okoli 56' (caution)

Lineups

Toronto FC II – Quillan Roberts; Wesley Charpie (Clement Simonin 68'), Skylar Thomas ©, Mitch Taintor, Steven Furlano; Liam Fraser (Chris Mannella 71'), Brian James, Aidan Daniels (Luca Uccello 78'); Malik Johnson, Shaan Hundal (Ayo Akinola 80'), Raheem Edwards

Substitutes Not Used: Phil Di Bennardo, Anthony Osorio, Sal Bernal

FC Cincinnati – Mitch Hildebrandt; Pat McMahon (Derek Luke HT), Paul Nicholson, Harrison Delbridge, Tyler Polak; Kenney Walker, Corben Bone (Ross Tomaselli 89'), Andrew Wiedeman, Eric Stevenson (Antoine Hoppenot 64'), Jimmy McLaughlin; Sean Okoli (Omar Cummings 88')

Substitutes Not Used: Dallas Jaye, Evane Lee, Luke Spencer



2016 MATCH REPORTS

MATCH DAY 16 – @ LOUISVILLE CITY FC – L 4-1 – TUESDAY JUNE 21

Scoring Summary

LCFC – Guy Abend 11'
LCFC – Guy Abend 24' (George Davis IV)
LCFC – Niall McCabe 26' (Mark Anthony Kaye)
LCFC – Tarek Morad 65'
TFC II – Shaan Hundal 79'

Misconduct Summary

TFC II – Aidan Daniels 29' (caution)
TF II – Steven Furlano 64' (caution)

Lineups

Toronto FC II – Phil Di Bennardo; Mitch Taintor, Skylar Thomas, Liam Fraser, Steven Furlano (Anthony Osorio 77'); Chris Mannella ©, Aidan Daniels, Sal Bernal, Luca Uccello (Brian James 62'); Shaan Hundal, Ayo Akinola

Substitutes Not Used: Quillan Roberts, Clément Simonin

Louisville City FC – Gregory Ranjitsingh; Kyle Smith (Andrew Lubahn 58'), Reynolds, Tarek Morad, Enrique Montano, Guy Abend, Aodhan Quinn © (Paolo DelPiccolo 58'), Mark Anthony Kaye, Niall McCabe (Kadeem Dacres HT), George Davis IV, Jon Chandler Hoffman (Cameron Lancaster HT)

Substitutes Not Used: Scott Goodwin, Paco Craig, Magnus Rasmussen

MATCH DAY 17 – VS. CHARLESTON BATTERY – L 1-0 – SUNDAY, JUNE 26

Scoring Summary

CHR – Romario Williams 79'

Misconduct Summary

TFC II – Skylar Thomas 70' (Caution)
CHR – Shawn Ferguson 70' (Caution)
TFC II – Aidan Daniels 73' (Caution)
CHR – Ricardo Garbanzo 89' (Caution)
TFC II – Skylar Thomas 90' (Caution) (Ejection)

Lineups

Toronto FC II – Phil Di Bennardo; Wesley Charpie, Mitch Taintor, Skylar Thomas ©, Anthony Osorio (Robert Boskovic 82); Liam Fraser, Aidan Daniels, Brian James; Bubacarr Jobe (Malik Johnson 58') (Ayo Akinola '66), Shaan Hundal, Sal Bernal

Substitutes Not Used: Gianluca Catalano, Luca Uccello

Charleston Battery – Alexander Tambakis; Quinton Griffith, Emmanuel Adjete, Taylor Mueller, Shawn Ferguson ©; Justin Portillo, Zachary Prince, Maikel Chang (Dante Marini 90'); Ataula Guerra (Neveal Hackshaw 80'), Heviel Cordoves (Ricardo Garbanzo '63), Romario Williams (Christopher Tsonis 85')

Substitutes Not Used: Odisnel Cooper, Forrest Lasso

MATCH DAY 18 – @ WILMINGTON HAMMERHEADS FC – L 3-0 – SATURDAY, JULY 2

Scoring Summary

WIL – Casey Townsend 14'
WIL – Martz grabs 39'
WIL – Logan Miller 46' (Stefan Defregger)

Misconduct Summary

WIL – Ashani Fairclough 83' (caution)

Lineups

Toronto FC II – Phil Di Bennardo; Wesley Charpie, Liam Fraser, Mitchell Taintor, Anthony Osorio; Chris Mannella ©, Aidan Daniels, Brian James; Richlord Ennin (Ayo Akinola 58'), Shaan Hundal (Kota Sakurai 77'), Sal Bernal (Luca Uccello 70')

Substitutes Not Used: Gianluca Catalano

Wilmington Hammerheads FC – Eric Ati; Stefan Defregger, Ashani Fairclough, Bruno Caldini Perone (Mike Soboff 60'), Michael Mecham; Liam Miller ©, Logan Miller, Justin Moose (Zev Taublieb 46'), Austin Martz (Kyle Parker 84'), Jeff Michaud (Qudus Lawal 46'); Casey Townsend (Matthew Barnes-Homer 77')

Substitutes Not Used: John Smits

2016 MATCH REPORTS

MATCH DAY 19 – VS. BETHLEHEM STEEL FC – W 3-2 – WEDNESDAY, JULY 6

Scoring Summary

TFC II – Luca Uccello 2' (Sal Bernal)
TFC II – Buba Jobe 13' (Shaan Hundal)
BST – Ryan Richter 39'
TFC II – Liam Fraser 63'
BST – Joshua Heard 66'

Misconduct Summary

BST – Raheem Taylor-Parkes 82' (caution)
TFC II – Buba Jobe 90' (caution)

Lineups

Toronto FC II – Phil Di Bennardo; Wesley Charpie, Mitchell Taintor, Skylar Thomas ©, Anthony Osorio; Liam Fraser, Aidan Daniels (Brian James 61'), Luca Uccello (Chris Mannella 87'); Sal Bernal, Shaan Hundal (Ayo Akinola 70'), Buba Jobe
Substitutes Not Used: Angelo Cavalluzzo, Leonard Sohn

Bethlehem Steel FC – Samir Badr; Ryan Richter ©, Mickey Daly, Anderson Conceicao (Jamie Luchini 67'), Auston Trusty; James Chambers, Derrick Jones (Raheem Taylor-Parkes 70'), Anthony Fontana (Helbert Frederico Carriera Da Silva 67'); Joshua Heard (Nick Bibbs 84'), Taylor Washington, Cory Burke (Gabriel Gissie 19')

Substitutes Not Used: Carlos Dos Santos, Amoy Brown

MATCH DAY 20 – VS. HARRISBURG CITY ISLANDERS – W 4-2 – SUNDAY, JULY 10

Scoring Summary

TFC II – Raheem Edwards 35' (Skylar Thomas)
TFC II – Ayo Akinola 48' (Raheem Edwards)
TFC II – Ayo Akinola 49'
HCI – Garret Pettis 58'
HCI – Jose Barril 69'
TFC II – Aidan Daniels 86' (Brian James)

Misconduct Summary

TFC II – Chris Mannella 63' (caution)
HCI – Garret Pettis 63' (caution)

Lineups

Toronto FC II – Phil Di Bennardo (Angelo Cavalluzzo 72'); Wesley Charpie, Mitchell Taintor, Skylar Thomas, Anthony Osorio; Chris Mannella ©, Liam Fraser (Marko Maletic 90'+), Luca Uccello (Leonard Sohn 90'+); Sal Bernal (Aidan Daniels 85'), Raheem Edwards, Ayo Akinola (Brian James 68')

Substitutes Not Used:

Harrisburg City Islanders – Nick Noble; James Thomas (Joshua Hughes 45'), Liam Doyle, Dante Leverock, Shawn McLaws; Jose Barril, William Warshaw, Mouhamed Dabo (Brett Jankouskas 82'), Cardel Benbow; Paul Wilson, Garret Pettis

Substitutes Not Used: Keasel Broome, Shane Campbell, Youssef Naciri, Matthew Bolduc, Daniel DiPrima

MATCH DAY 21 – VS. ROCHESTER RHINOS – D 1-1 – WEDNESDAY, JULY 20

Scoring Summary

RCH – Christian Volesky 27' (Bradley Kamdem)
TFC II – Skylar Thomas 77' (Raheem Edwards)

Misconduct Summary

TFC II – Anthony Osorio 31' (caution)

Lineups

Toronto FC II – Phil Di Bennardo; Bubacarr Jobe, Mitch Taintor, Skylar Thomas, Anthony Osorio (Leonard Sohn 78'); Liam Fraser (Brian James 65'), Chris Mannella ©, Luca Uccello, Sal Bernal (Aidan Daniels HT); Ayo Akinola (Shaan Hundal 65'), Raheem Edwards

Substitutes Not Used: Angelo Cavalluzzo, Robert Boscovic, Marko Maletic

Rochester Rhinos – Adam Grinwis; Bradley Kamdem, Sean Totsch, Joe Farrell, Dom Samuel; Ryan James (Michel Guilavogui 80'), Kenardo Forbes, Mike Garzi (Andre Fortune 78'), Sean Rielly (Brandon Beresford 77'); Christian Volesky, Steevan Dos Santos

Substitutes Not Used: Tomas Gomez, Vasilios Apostolopoulos, Dan Lynd



2016 MATCH REPORTS

MATCH DAY 21: vs HARRISBURG CITY ISLANDERS – L 2-0 – WEDNESDAY, AUGUST 19

Scoring Summary

HCI – Craig Foster 26'
HCI – Brett Jankouskas 50'

Misconduct Summary

HCI – Neil Shaffer 35' (caution)
TFC II – Buba Jobe 45' (caution)
TFC II – Massimo Mirabelli 65' (caution)
HCI – Nicholas Noble 73' (caution)
HCI – Garret Pettis 79' (caution)
HCI – Dante Leverovk 84' (caution)

Lineups

Toronto FC II – Chris Konopka (Alex Bono HT'); Wesley Charpie, Skylar Thomas, Emeka Ononye (Nick Hagglund HT'), Mark Anthony Kaye (Sal Bernal 80'); Chris Mannella © (Raheem Edwards 59'), Manuel Aparicio, Buba Jobe (Massimo Mirabelli 58'), Mo Babouli, Jay Chaoman; Jordan Hamilton

Substitutes Not Used: Gabriel Boakye, Anthony Osorio

Harrisburg City Islanders – Nicholas Noble ©; Neil Shaffer, Dante Leverovk, Ken Tribbett, Erick Cruz, Yann Ekra, Jose Barril (Garret Pettis 77'), Jason Plumhoff, Andrew Lubalan (Shane Johnson 87'); Brett Jankouskas (Enric Valles 74'), Craig Foster

Substitutes Not Used: Kyle Renfro, Ciaran Nugent, Kyle McCord

MATCH DAY 23 – @ BETHLEHEM STEEL FC – W 3-2 – SUNDAY, JULY 31

Scoring Summary

TFC II – Shaan Hundal 17'
BTS – Nick Bibbs 49' (Ryan Richter)
TFC II – Shaan Hundal 60' (Sal Bernal)
TFC II – Luca Uccello 78' (Raheem Edwards)
BTS – Ryan Richter 81'

Misconduct Summary

TFC II – Raheem Edwards 29' (caution)
TFC II – Sal Bernal 46' (caution)
BTS – Joshua Heard 52' (caution)
TFC II – Wesley Charpie 80' (ejection)
BTS – Amoy Brown 86' (caution)

Lineups

Toronto FC II – Angelo Cavalluzzo; Wesley Charpie, Mitchell Taintor, Skylar Thomas, Anthony Osorio; Chris Mannella ©, Brian James (Liam Fraser 73'), Luca Uccello (Aidan Daniels 89'); Sal Bernal (Dante Campbell 68'), Shaan Hundal (Ayo Akinola 78'), Raheem Edwards (Marko Maletic 82')

Substitutes Not Used: Brogan Engbers, Steven Furlano

Bethlehem Steel FC – Samir Badr; Ryan Richter ©, Nick Bibbs, Anderson Conceicao, Taylor Washington; Boluwatife Akinyode, James Chambers, Seku Conneh (Fred 44'); Joshua Heard (Matthew Real 89'), Gabriel Gissie (Jamie Luchini 66'), Cory Burke (Amoy Brown 75')

Substitutes Not Used: Lamine Conte

MATCH DAY 24 – @ ORLANDO CITY B – L 2-1 – SATURDAY, AUGUST 6

Scoring Summary

OCB – Lewis Neal 57' (Michael Cox)
TFC II – Mitchell Taintor 90' (Aidan Daniels)
OCB – Michael Cox 90' + (Pierre Da Silva)

Misconduct Summary

OCB – Thomas Redding 24' (caution)
TFC II – Anthony Osorio 48' (caution)
TFC II – Raheem Edwards 54' (caution)
OCB – Kyle Anthony Callan McFadden 68' (caution)

Lineups

Toronto FC II – Angelo Cavalluzzo; Mitchell Taintor, Skylar Thomas, Marko Maletic, Anthony Osorio; Chris Mannella ©, Brian James (Liam Fraser 60'), Luca Uccello; Sal Bernal (Aidan Daniels 66'), Shaan Hundal (Malik Johnson 83'), Raheem Edwards
Substitutes Not Used: Nathan Ingham, Robert Boskovic, Martin Davis, Reshon Phillips

Orlando City B – Mark Ridgers; Tyler Turner, Thomas Redding (Kyle Anthony Callan McFadden 61'), Conor Donovan, Zachary Ellis-Hayden; Richmond Laryea (Antonio Matarazzo 72'), Devron Garcia (Pierre Da Silva 61'), Cristian Higuaita, Lewis Neal ©; Keegan Smith (David Loera 72'), Michael Cox

Substitutes Not Used: Jake Fenlason, Andrew Ribeiro, Johnny Mendoza

2016 MATCH REPORTS

MATCH DAY 25 – VS HARRISBURG CITY ISLANDERS – L 1-0 – SUNDAY, AUGUST 14

Scoring Summary

HCI – Jose Barril 68' (Josh Hughes)

Misconduct Summary

HCI – Josh Hughes 66' (caution)

TFC – Brian James 87' (caution)

Lineups

Toronto FC II – Angelo Cavalluzzo; Mitchell Taintor, Skylar Thomas ©, Marko Maletic (Malik Johnson 53'), Anthony Osorio (Daniel Lovitz 59'); Liam Fraser (Chris Mannella 86'), Aidan Daniels (Brian James 73'), Mo Babouli, Buba Jobe; Raheem Edwards, Shaan Hundal (Ethan Beckford 65')

Substitutes Not Used: Nathan Ingham, Luca Uccello

Harrisburg City Islanders – Keasel Broome; Jamie Thomas, Bobby Warshaw ©, Dante Leverock, Shawn McLaws; Cam Vickers, Josh Hughes, Mouhamed Dabo, Matt Bolduc (Shane Campbell 88'); Jose Barril (Paul Wilson 75'), Craig Foster (Garret Pettis 71')

Substitutes Not Used: Nick Noble, Yousett Naciri, Danny Diprima, Brett Jankouskas

MATCH DAY 26 – VS NEW YORK RED BULLS II – L 1-0 – WEDNESDAY, AUGUST 24

Scoring Summary

NYRB II – Junior Flemmings 64'

Misconduct Summary

TFC II – Marco Maletic 44' (caution)

TFC II – Luca Uccello 59' (caution)

Lineups

Toronto FC II – Nathan Ingham; Marko Maletic (Raheem Edwards 64'), Mitchell Taintor, Skylar Thomas, Anthony Osorio; Chris Mannella © (Brian James 84'), Martin Davis (Malik Johnson 45'), Luca Uccello (Adam Bouchard 64'); Mo Babouli, Shaan Hundal (Reshon Phillip 45'), Buba Jobe

Substitutes Not Used: Angelo Cavalluzzo, Sal Bernal

New York Red Bulls II – Ryan Meara; Justin Bilyeu, Aaron Long, Zachary Carroll, Noah Powder; Daniel Metzger (Devon Williams 75'), Tyler Adams, Derrick Etienne (Zoumana Simpara 53'); Florian Valot (Kevin O'Toole 88'), Junior Flemmings (Benjamin Mines 80'), Brandon Allen (Stefano Bonomo 68')

Substitutes Not Used: Rafael Diaz, Timothy Schmoll

MATCH DAY 27 – VS FC MONTREAL – L 4-3 – SUNDAY, AUGUST 28

Scoring Summary

TFC II – Martin Davis 5' (Anthony Osorio)

FCM – Louis Béland-Goyette 6'

TFC II – Ricardo John 10' (Skylar Thomas)

FCM – Anthony Jackson-Hamel 43'

FCM – Alessandro Riggi 45'

TFC II – Ricardo John 63'

FCM – Heikel Jarras 86' (Marco Dominguez)

Misconduct Summary

TFC II – Clement Simonin 37' (caution)

TFC II – Brian James 39' (caution)

TFC II – Mitch Taintor 90' + (ejection)

FCM – Marco Dominguez 90' + (ejection)

TFC II – Nathan Ingham 90' + (caution)

TFC II – Chris Manella 90' + (caution)

Lineups

Toronto FC II – Clint Irwin (Nathan Ingham 65'); Wesley Charpie, Mitch Taintor, Skylar Thomas (Clement Simonin 24') (Marko Maletic 55'), Anthony Osorio; Chris Mannella ©, Brian James, Mo Babouli; Raheem Edwards, Ricardo John (Reshon Phillip 75'), Martin Davis (Bubacarr Jobe 57')

Substitutes Not Used: Adam Bouchard, Malik Johnson

FC Montreal – David Paulmin; Janouk Charbonneau, Kyle Fisher, Novello Yoseke, Amadou Dia; Jérémy Gagnon-Laparé (Zachary Sukunda 89'), Louis Béland-Goyette ©, Philippe Lincourt-Joseph (Pierre Lamonthé 82'), Alessandro Riggi (Marco Dominguez 77'), Aron Mkungilwa (Yacine Ait-Slimane 72'); Anthony Jackson-Hamel (Heikel Jarras 86')

Substitutes Not Used: Luca Leone, Brandon Onkony



2016 MATCH REPORTS

MATCH DAY 28 – VS CHARLOTTE INDEPENDENCE – L 5-1 – SUNDAY, SEPTEMBER 4

Scoring Summary

CLT – Patrick Slogic 4'
CLT – Alex Martinez 40'
CLT – David Estrada 53' (Yann Ekra)
TFC – Brian James 58' (Mo Babouli)
CLT – Aly Hassan 89'
CLT – Norberto Ochoa 90'

Misconduct Summary

CLT – Jorge Herrera 13' (caution)
CLT – Brian Brown 65' (caution)
CLT – Paul Clowes 73' (caution)
CLT – Patrick Slogic 90' (caution)

Lineups

Toronto FC II – Clint Irwin; Wesley Charpie ©, Marko Maletic (Tristan Hodge 45'), Clement Simonin (Rocco Romeo 62'), Anthony Osorio; Adam Bouchard (Kota Sakurai 45'), Brian James, Mo Babouli; Raheem Edwards (Malik Johnson 84'), Ricardo John (Shaan Hundal 76'), Jordan Hamilton

Substitutes Not Used: Aneglo Cavalluzzo, Martin Davis

Charlotte Independence – Cody Mizell; Jack Metcalf, Patrick Slogic, Alec Bartlett, Joe Greenspan; Paul Clowes (Austin Yearwood 85'), Yann Ekra (Lewis Hilton 69'), Jorge Herrera ©; Brian Brown (Aly Hassan 69'), David Estrada (Norberto Ochoa 69'), Alex Martinez (Asa Kryst 89')

Substitutes Not Used: Kyle Renfro, David Spies

MATCH DAY 29 – VS. ORLANDO CITY B – W 2-1 – SUNDAY, SEPTEMBER 11

Scoring Summary

OCB – Michael Cox 5'
TFC II – Shaan Hundal 28'
TFC II – Ricardo John 71' (Raheem Edwards)

Misconduct Summary

OCB – Tyler Turner 66' (caution)
TFC II – Anthony Osorio 67' (caution)
OCB – Michael Cox 75' (caution)
OCB – Pedro Ribeiro 83' (caution)
TFC II – Raheem Edwards 84' (caution)
OCB – Zach Hayden 90' (caution)

Lineups

Toronto FC II – Quillan Roberts; Wesley Charpie ©, Skylar Thomas, Clement Simonin, Triston Hodge (Anthony Osorio 45'); Liam Fraser, Luca Uccello, Brian James (Raheem Edwards 65'), Malik Johnson; Shaan Hundal (Ben Spencer 76'), Ricardo John

Substitutes Not Used: Angelo Cavalluzzo, Klaidi Cela, Martin Davis, Aidan Daniels

Orlando City B – Mark Ridgers; Tyler Turner, Zach Hayden, Kyle McFadden, Craig Nitti (Conor Donovan 73'); Hadjit Barry (Keegan Smith 48'), Devron Garcia (Pedro Ribeiro 61'), Alejandro Garcia (Johnny Mendoza 45'), Andrew Ribeiro ©, Pierre Da Silva; Michael Cox

Substitutes Not Used: Jake Fencason

MATCH DAY 30 – @ ROCHESTER RHINOS – L 1-0 – SATURDAY, SEPTEMBER 24

Scoring Summary

RCH – Steevan Humberto Fortes dos Santos 7'

Misconduct Summary

None

Lineups

Toronto FC II – Quillan Roberts; Wesley Charpie, Skylar Thomas, Clement Simonin, Triston Hodge (Reshon Phillip 74'); Brian James (Aidan Daniels 64'), Liam Fraser, Luca Uccello, Malik Johnson (Martin Davis 53'); Shaan Hundal (Ben Spencer 64'), Ricardo John

Substitutes Not Used: Klaidi Cela, Anthony Osorio, Kota Sakurai

Rochester Rhinos – Tomas Gomez; Bradley Kamdem Fewo (Dominic Samuel 76'), Ryan Lee James, Joseph Farrell, Georgios Kyriazis; Kenardo Forbes, Michael Garzi, Wal Fall, Sofiane Tergou (Sean Totsch 70'); Christian Volesky (Gaosso 89'), Steevan Humberto Fortes dos Santos

Substitutes Not Used: Daniel Lynd, George Chase Miller, Michel Guilavogui, Brandon Beresford

IMPORTANT DATES IN TORONTO FC II HISTORY

NOVEMBER 20, 2014 Toronto FC successfully acquired the rights to a USL franchise. In addition, the club named Jason Bent as the first head coach in club history. Toronto FC become the sixth MLS club to own a USL team and the eleventh expansion side set to begin play in 2015. With the addition of the Toronto USL team, Toronto FC's official partnership with Wilmington Hammerheads FC has ended. The Toronto USL team will train out of the club's Kia Training Grounds. Additional information on club name, venue for home matches and tickets will be released at a later date.

JANUARY 21, 2015 Toronto FC announced the formation of Toronto FC II, a professional team that will compete in the USL, a division of US Soccer below Major League Soccer during a press conference at Vaughan City Hall. During the presentation the club's logo was unveiled for the first time featuring the iconic Toronto FC MLS logo and brand, but differentiates itself with the II behind the crest. This allows every player within the organization from the U-10 level all the way up to the first team to feel the collective value of ALL FOR ONE. Toronto FC II begins completion during the 2015 season and plays their home matches at the Ontario Soccer Centre located in Vaughan, Ontario, Canada.

MARCH 12, 2015 Toronto FC II announced that the club has signed eight players to USL contracts. 2015 MLS SuperDraft picks Clement Simonin, Skylar Thomas, Wesley Charlie, Edwin Rivas, and Sal Bernal join Kia Toronto FC Academy players Molham Babouli, Luca Uccello, Mark-Anthony Kaye as the first players signed in club history.

MARCH 20, 2015 Canadian born Chris Mannela was named the first team captain in club history by head coach Jason Bent.

MARCH 21, 2015 Toronto FC II takes to the field for the first time in club history against the Charleston Battery in Charleston, South Carolina. Toronto FC II was defeated 3-2. Jordan Hamilton scores the first goal in club history in the 8th minute of the

MARCH 28, 2015 Toronto FC II earns first victory in USL, 2-0 over FC Montreal at Olympic Stadium.

MAY 23, 2015 Toronto FC II plays first home match at BMO Field against Rochester Rhinos. Final Score was 0-0.

JUNE 27, 2015 Toronto FC II earns first home victory, 1-0 over Wilmington Hammerheads FC at BMO Field. Jordan Hamilton scores the first goal at BMO Field in the 45th minute of the match.

JULY 8, 2015 Toronto FC II takes to the field for their first official home match at the Ontario Soccer Centre against the Pittsburgh Riverhounds. Toronto FC II was defeated 2-0.

JULY 24, 2015 Toronto FC II earns first official home victory, 1-0 at the Ontario Soccer Centre against the Charleston Battery. Skylar Thomas scored the first Toronto FC II goal at the Ontario Soccer Centre in the 89th minute of the match.

JULY 28, 2015 Toronto FC II hosted AS Roma Primavera in the first friendly match in club history at the Ontario Soccer Centre.

FEBRUARY 2, 2016 Toronto FC II named Chris Pozniak as an assistant coach.



TORONTO FC II ALL-TIME TRANSACTIONS

MARCH 12, 2015 Toronto FC II announced Thursday that the club has signed eight players to USL contracts. 2015 MLS SuperDraft picks Clement Simonin, Skylar Thomas, Wesley Charpie, Edwin Rivas, and Sal Bernal join Kia Toronto FC Academy players Molham Babouli, Luca Uccello, Mark-Anthony Kaye as the first players signed in club history.

MARCH 20, 2015 Toronto FC II announced Friday that the club called up Kia Toronto FC Senior Academy defenders Nikola Stakic and Marcus Godinho. Toronto FC II announced Friday that the club has signed defender Daniel Fabrizio, midfielders Massimo Mirabelli, Adam Bouchard, and Mark Serjeant, to USL contracts. Toronto FC announced Friday that the club has assigned goalkeepers Quillan Roberts, Alex Bono, defender Ashton Morgan, midfielders Manuel Aparicio, Jay Chapman, Chris Mannella and forward Jordan Hamilton on loan to Toronto FC II of the United Soccer League (USL).

MARCH 27, 2015 Toronto FC II announced Friday that the club called up Kia Toronto FC Senior Academy goalkeeper Filippo Di Bennardo, defender Mateo Restrepo, midfielders Raheem Edwards, Martin Davis, Jordan Montoya and forward Raheem Thorpe. Toronto FC announced Friday that the club has recalled defender Ashton Morgan, midfielder Jay Chapman and forward Jordan Hamilton from Toronto FC II of the United Soccer League (USL). Toronto FC II announced Friday that the club has signed midfielder Marcos Nunes to a USL contract. Toronto FC announced Friday that the club has signed defender Clement Simonin and have recalled him from Toronto FC II of the United Soccer League (USL).

APRIL 3, 2015 Toronto FC announced Friday that the club has reassigned midfielder Jay Chapman & forward Jordan Hamilton to Toronto FC II of the United Soccer League (USL).

APRIL 16, 2015 Toronto FC II announced Thursday that the club has added defender Gabriel Boakye and forward Malik Johnson to Toronto FC II player pool from the Kia Toronto FC Academy. Toronto FC II announced Thursday that the club has added Tarik Robertson to Toronto FC II player pool from the Kia Toronto FC Academy.

APRIL 22, 2015 Toronto FC II announced Wednesday that the club has signed defender Klaidi Cela to an Academy deal.

APRIL 23, 2015 Toronto FC II announced Thursday that the club has acquired forward Ben Spencer on loan from Molde Fotballklubb (Molde FK).

APRIL 24, 2015 Toronto FC II announced Friday that the club has added forward Anthony Osorio to Toronto FC II player pool from the Kia Toronto FC Academy.

APRIL 29, 2015 Toronto FC II announced Wednesday that the club has signed defender Emeka Onyone to a USL contract.

MAY 1, 2015 Toronto FC announced Friday that the club has recalled goalkeeper Quillan Roberts from Toronto FC II of the United Soccer League (USL).

MAY 5, 2015 Toronto FC announced Tuesday that the club has recalled midfielders Chris Mannella, Jay Chapman and forward Jordan Hamilton from Toronto FC II of the United Soccer League (USL).

MAY 8, 2015 Toronto FC II announced Friday that the club called up Kia Toronto FC Senior Academy goalkeeper Brogan Engbers. Toronto FC announced Friday that the club has reassigned midfielders Chris Mannella, Jay Chapman and forward Jordan Hamilton to Toronto FC II of the United Soccer League (USL).

MAY 12, 2015 Toronto FC announced Tuesday that the club has recalled midfielder Jay Chapman and forward Jordan Hamilton from Toronto FC II of the United Soccer League (USL).

MAY 13, 2015 Toronto FC II announced Wednesday that the club has signed Stefan Vukovic to an amateur contract from the Kia Toronto FC Academy.

JUNE 3, 2015 Toronto FC II announced Wednesday that the club has signed Liam Fraser to an amateur contract from the Kia Toronto FC Academy.

JULY 10, 2015 Toronto FC II announced Friday that the club has added forward Kevin Timachy to Toronto FC II player pool from the Kia Toronto FC Academy. Toronto FC II announced Friday that the club has reassigned defender Clement Simonin to Toronto FC II of the United Soccer League (USL).

JULY 17, 2015 Toronto FC II announced Friday that the club has added midfielder Nicholas Osorio and defender Robert Boskovic to Toronto FC II player pool from the Kia Toronto FC Academy.

AUGUST 1, 2015 Toronto FC II announced Saturday that the club has signed midfielder Raheem Edwards to a USL contract.

AUGUST 7, 2015 Toronto FC II announced Friday that the club has signed midfielder Bubacarr Jobe to a USL contract.

AUGUST 10, 2015 Toronto FC II announced Monday that the club and midfielder Mark Serjeant have mutually agreed to part ways.

AUGUST 18, 2015 Toronto FC II announced Tuesday that the club and forward Stefan Vukovic have mutually agreed to part ways. Toronto FC announced Tuesday that the club has assigned goalkeeper Chris Konopka and defender Nick Hagglund on loan to Toronto FC II of the United Soccer League (USL).

AUGUST 20, 2015 Toronto FC announced Thursday that the club has recalled goalkeeper Chris Konopka and defender Nick Hagglund from Toronto FC II of the United Soccer League (USL).

AUGUST 27, 2015 Toronto FC II announced Thursday that the club has added forward Reshon Phillip to Toronto FC II player pool from the Kia Toronto FC Academy.

SEPTEMBER 1, 2015 Toronto FC II announced Tuesday that the club has added forward Richie Ennin, defenders Steven Furlano and Andrew Dias to Toronto FC II player pool from the Kia Toronto FC Academy.

SEPTEMBER 8, 2015 Toronto FC II announced Tuesday that the club and midfielder Marcos Nunes have mutually agreed to part ways.

DECEMBER 9, 2015 Toronto FC II announced Wednesday that is has exercised contract options on defenders Adam Bouchard, Wesley Charpie, Skylar Thomas; midfielders Sal Bernal, Raheem Edwards and forward Molham Babouli. Toronto FC II announced Wednesday that is has declined options on defenders Daniel Fabrizio, Mark-Anthony Kaye, Emeka Onyone; defender Edwin Rivas and forward Massimo Mirabelli. Toronto FC II announced Wednesday that forward Ben Spencer has returned to Molde Fotballklubb (Molde FK) of the Norwegian Tippeligaen following the expiry of his loan. Toronto FC II announced Wednesday that the club has signed midfielder Anthony Osorio to a USL contract.

JANUARY 5, 2016 Toronto FC II announced Tuesday that the club has signed midfielder Malik Johnson to a USL contract.

FEBRUARY 3, 2016 Toronto FC II announced Wednesday that the club has signed midfielder Martin Davis to a USL contract.

FEBRUARY 9, 2016 Toronto FC II announced Tuesday that the club has signed midfielder Liam Fraser to a USL contract.

MARCH 5, 2016 Toronto FC announced Saturday that the club has signed forward Molham Babouli to a Homegrown Player contract from its USL affiliate Toronto FC II. Babouli becomes the twelfth player from the Academy to join the First Team.

MARCH 15, 2016 Toronto FC II announced Tuesday that the club has signed defender Mitchell Taintor to a USL contract.

MARCH 24, 2016 Toronto FC II announced Thursday that the club has signed midfielder Brian James to a USL contract.

MARCH 25, 2016 Toronto FC announced Thursday that the club has loaned goalkeeper Alex Bono, defender Mark Bloom, midfielder Chris Mannella and forward Mo Babouli to Toronto FC II of the United Soccer League (USL). Toronto FC II have added defenders Steven Furlano, Robert Boskovic, Andrew Dias, Nikola Stakic, midfielders Richie Ennin and Aidan Daniels to the TFC II player pool from the Kia Toronto FC Academy. Toronto FC II has signed goalkeeper Matthew Pires-Nogueira to amateur agreements.

APRIL 7, 2016 Toronto FC II have added goalkeeper Filippo Di Bennardo and forward Shaan Hundal to the TFC II player pool from the Kia Toronto FC Academy.

APRIL 15, 2016 Toronto FC announced Friday that the club has loaned defenders Nick Hagglund and Eriq Zavaleta to Toronto FC II of the United Soccer League (USL).

TORONTO FC II ALL-TIME TRANSACTIONS

APRIL 22, 2016 Toronto FC announced Friday that the club has loaned goalkeeper Quillan Roberts, defender Ashtone Morgan, midfielder Jay Chapman and forward Jordan Hamilton to Toronto FC II of the United Soccer League (USL). Toronto FC announced Friday that the club has recalled goalkeeper Alex Bono and defender Eriq Zavaleta from Toronto FC II of the United Soccer League (USL).

APRIL 24, 2016 Toronto FC announced Sunday that the club has loaned defender Ashtone Morgan to Toronto FC II of the United Soccer League (USL).

APRIL 29, 2016 Toronto FC announced Friday that the club has recalled goalkeeper Quillan Roberts, defender Nick Hagglund, midfielders Chris Mannella and Jay Chapman from Toronto FC II of the United Soccer League (USL). Toronto FC announced Friday that the club has loaned goalkeeper Alex Bono to Toronto FC II of the United Soccer League (USL).

MAY 3, 2016 Toronto FC announced Tuesday that the club has loaned goalkeeper Quillan Roberts, defenders Mark Bloom, Nick Hagglund, Eriq Zavaleta, midfielders Chris Mannella, Daniel Lovitz, Jay Chapman, and forward Mo Babouli to Toronto FC II of the United Soccer League (USL).

MAY 6, 2016 Toronto FC announced Friday that the club has recalled goalkeepers Quillan Roberts, Alex Bono, defender Eriq Zavaleta, midfielders Daniel Lovitz, Jay Chapman, and forward Mo Babouli to Toronto FC II of the United Soccer League (USL).

MAY 10, 2016 Toronto FC announced Tuesday that the club has loaned goalkeeper Quillan Roberts to Toronto FC II of the United Soccer League (USL).

MAY 13, 2016 Toronto FC announced Friday that the club has recalled goalkeeper Quillan Roberts from Toronto FC II of the United Soccer League (USL). Toronto FC announced Friday that the club has loaned goalkeeper Alex Bono to Toronto FC II of the United Soccer League (USL). Toronto FC II have added defender Jacob Maurutto to the TFC II player pool from the Kia Toronto FC Academy.

MAY 20, 2016 Toronto FC II have added midfielder Ethan Beckford to the TFC II player pool from the Kia Toronto FC Academy.

JUNE 2, 2016 Toronto FC announced Thursday that the club has loaned defender Clément Simonin to Toronto FC II of the United Soccer League (USL). Toronto FC II have added forward Reshon Phillip to the TFC II player pool from the Kia Toronto FC Academy.

JUNE 14, 2016 Toronto FC II have added forward Ayo Akinola to the TFC II player pool from the Kia Toronto FC Academy.

JUNE 26, 2016 Toronto FC II have added goalkeeper Gianluca Catalano to the TFC II player pool from the Kia Toronto FC Academy.

JUNE 29, 2016 Toronto FC announced Wednesday that the club has signed Toronto FC II midfielder/forward Raheem Edwards to a short-term agreement.

JULY 1, 2016 Toronto FC II have added defender Klaidi Cela and midfielder Kota Sakurai to the TFC II player pool from the Kia Toronto FC Academy.

JULY 5, 2016 Toronto FC II have added goalkeeper Angelo Cavalluzzo and defender Leonard Sohn to the TFC II player pool from the Kia Toronto FC Academy.

JULY 8, 2016 Toronto FC II announced Friday that the club has signed midfielder Aidan Daniels to a USL contract. Toronto FC II have added defender Marko Maletic to the TFC II player pool from the Kia Toronto FC Academy.

JULY 28, 2016 Toronto FC II have added goalkeeper Brogan Engbers and midfielder Dante Campbell to the TFC II player pool from the Kia Toronto FC Academy.

AUGUST 4, 2016 Toronto FC II announced Thursday that the club has signed forward Ricardo John to a USL contract.

AUGUST 5, 2016 Toronto FC II announced Friday that the club has acquired FC Edmonton goalkeeper Nathan Ingham and W Connection F.C. defender Triston Hodge on loan.

AUGUST 26, 2016 Toronto FC announced Friday that the club has loaned goalkeeper Clint Irwin to Toronto FC II of the United Soccer League (USL).

AUGUST 30, 2016 Toronto FC II announced Tuesday that the club has signed forward Shaan Hundal to a USL contract.

SEPTEMBER 2, 2016 Toronto FC II have added defender Rocco Romeo to the TFC II player pool from the Kia Toronto FC Academy.

SEPTEMBER 8, 2016 Toronto FC II announced Friday that the club has signed forward Ben Spencer to a USL contract.

JANUARY 5, 2016 Toronto FC II announced Tuesday that the club has signed midfielder Malik Johnson to a USL contract.

FEBRUARY 3, 2016 Toronto FC II announced Wednesday that the club has signed midfielder Martin Davis to a USL contract.

FEBRUARY 9, 2016 Toronto FC II announced Tuesday that the club has signed midfielder Liam Fraser to a USL contract.

MARCH 5, 2016 Toronto FC announced Saturday that the club has signed forward Molham Babouli to a Homegrown Player contract from USL affiliate Toronto FC II. Babouli becomes the twelfth player from the Academy to join the First Team.

MARCH 15, 2016 Toronto FC II announced Tuesday that the club has signed defender Mitchell Taintor to a USL contract.

MARCH 24, 2016 Toronto FC II announced Thursday that the club has signed midfielder Brian James to a USL contract.

MARCH 25, 2016 Toronto FC announced Thursday that the club has loaned goalkeeper Alex Bono, defender Mark Bloom, midfielder Chris Mannella and forward Mo Babouli to Toronto FC II of the United Soccer League (USL). Toronto FC II have added defenders Steven Furlano, Robert Boskovic, Andrew Dias, Nikola Stacic, midfielders Richie Ennin and Aidan Daniels to the TFC II player pool from the Kia Toronto FC Academy. Toronto FC II has signed goalkeeper Matthew Pires-Nogueira to amateur agreements.

APRIL 7, 2016 Toronto FC II have added goalkeeper Filippo Di Bennardo and forward Shaan Hundal to the TFC II player pool from the Kia Toronto FC Academy.

APRIL 15, 2016 Toronto FC announced Friday that the club has loaned defenders Nick Hagglund and Eriq Zavaleta to Toronto FC II of the United Soccer League (USL).

APRIL 22, 2016 Toronto FC announced Friday that the club has loaned goalkeeper Quillan Roberts, defender Ashtone Morgan, midfielder Jay Chapman and forward Jordan Hamilton to Toronto FC II of the United Soccer League (USL). Toronto FC announced Friday that the club has recalled goalkeeper Alex Bono and defender Eriq Zavaleta from Toronto FC II of the United Soccer League (USL).

APRIL 24, 2016 Toronto FC announced Sunday that the club has loaned defender Ashtone Morgan to Toronto FC II of the United Soccer League (USL).

APRIL 29, 2016 Toronto FC announced Friday that the club has recalled goalkeeper Quillan Roberts, defender Nick Hagglund, midfielders Chris Mannella and Jay Chapman from Toronto FC II of the United Soccer League (USL). Toronto FC announced Friday that the club has loaned goalkeeper Alex Bono to Toronto FC II of the United Soccer League (USL).

MAY 3, 2016 Toronto FC announced Tuesday that the club has loaned goalkeeper Quillan Roberts, defenders Mark Bloom, Nick Hagglund, Eriq Zavaleta, midfielders Chris Mannella, Daniel Lovitz, Jay Chapman, and forward Mo Babouli to Toronto FC II of the United Soccer League (USL).

MAY 6, 2016 Toronto FC announced Friday that the club has recalled goalkeepers Quillan Roberts, Alex Bono, defender Eriq Zavaleta, midfielders Daniel Lovitz, Jay Chapman, and forward Mo Babouli to Toronto FC II of the United Soccer League (USL).



TORONTO FC II ALL-TIME TRANSACTIONS

MAY 10, 2016 Toronto FC announced Tuesday that the club has loaned goalkeeper Quillan Roberts to Toronto FC II of the United Soccer League (USL).

MAY 13, 2016 Toronto FC announced Friday that the club has recalled goalkeeper Quillan Roberts from Toronto FC II of the United Soccer League (USL). Toronto FC announced Friday that the club has loaned goalkeeper Alex Bono to Toronto FC II of the United Soccer League (USL). Toronto FC II have added defender Jacob Maurutto to the TFC II player pool from the Kia Toronto FC Academy.

MAY 20, 2016 Toronto FC II have added midfielder Ethan Beckford to the TFC II player pool from the Kia Toronto FC Academy.

JUNE 2, 2016 Toronto FC announced Thursday that the club has loaned defender Clément Simonin to Toronto FC II of the United Soccer League (USL). Toronto FC II have added forward Reshon Phillip to the TFC II player pool from the Kia Toronto FC Academy.

JUNE 14, 2016 Toronto FC II have added forward Ayo Akinola to the TFC II player pool from the Kia Toronto FC Academy.

JUNE 26, 2016 Toronto FC II have added goalkeeper Gianluca Catalano to the TFC II player pool from the Kia Toronto FC Academy.

JUNE 29, 2016 Toronto FC announced Wednesday that the club has signed Toronto FC II midfielder/forward Raheem Edwards to a short-term agreement.

JULY 1, 2016 Toronto FC II have added defender Klaidi Cela and midfielder Kota Sakurai to the TFC II player pool from the Kia Toronto FC Academy.

JULY 5, 2016 Toronto FC II have added goalkeeper Angelo Cavalluzzo and defender Leonard Sohn to the TFC II player pool from the Kia Toronto FC Academy.

JULY 8, 2016 Toronto FC II announced Friday that the club has signed midfielder Aidan Daniels to a USL contract. Toronto FC II have added defender Marko Maletic to the TFC II player pool from the Kia Toronto FC Academy.

JULY 28, 2016 Toronto FC II have added goalkeeper Brogan Engbers and midfielder Dante Campbell to the TFC II player pool from the Kia Toronto FC Academy.

AUGUST 4, 2016 Toronto FC II announced Thursday that the club has signed forward Ricardo John to a USL contract.

AUGUST 5, 2016 Toronto FC II announced Friday that the club has acquired FC Edmonton goalkeeper Nathan Ingham and W Connection F.C. defender Triston Hodge on loan.

AUGUST 26, 2016 Toronto FC announced Friday that the club has loaned goalkeeper Clint Irwin to Toronto FC II of the United Soccer League (USL).

AUGUST 30, 2016 Toronto FC II announced Tuesday that the club has signed forward Shaan Hundal to a USL contract.

SEPTEMBER 2, 2016 Toronto FC II have added defender Rocco Romeo to the TFC II player pool from the Kia Toronto FC Academy.

SEPTEMBER 8, 2016 Toronto FC II announced Friday that the club has signed forward Ben Spencer to a USL contract.

DECEMBER 19, 2016 Toronto FC II announced Monday it has picked up the contract options on defenders Mitchell Taintor, Anthony Osorio; midfielders Brian James, Luca Uccello; forwards Raheem Edwards and Ricardo John. Toronto FC II announced Monday the four players already under contract for the 2017 season are midfielders Aidan Daniels, Malik Johnson, Liam Fraser and forward Shaan Hundal. Toronto FC II announced Monday it has re-signed midfielder Bubacarr Jobe to USL contract. Toronto FC II announced Monday it has not exercised the option on midfielder Martin Davis. In addition, defenders Skylar Thomas, Wesley Charpie; midfielders Adam Bouchard, Sal Bernal and forward Ben Spencer's contracts will expire at the end of the year making them free agents. Toronto FC II announced Monday that goalkeeper Nathan Ingham has returned to FC Edmonton of the North American Soccer League (NASL) and defender Triston Hodge has returned to W Connection F.C. of the TT Pro League following the expiry of their loans



The City of Vaughan is one of the fast growing municipalities in Canada. With a population of more than 320,000 people, Vaughan includes the communities of Concord, Kleinburg, Maple, Thornhill and Woodbridge.

Officially incorporated as a city in 1991, Vaughan was the first city in York Region. Its roots date back to the 1700s when the first townships were created. The City of Vaughan is a multicultural community where 99 different languages are spoken. According to the 2011 Census, 45 per cent of the population is comprised of immigrants, and visible minorities account for 27 per cent.

Vaughan has a rich history, and strong civic pride, and we are continuing to build a City we can all take pride in.



AFFILIATIONS



Chicago Fire



Saint Louis FC



Colorado Rapids



Charlotte Independence



Columbus Crew SC



Pittsburgh Riverhounds



D.C. United



Richmond Kickers



FC Dallas



OKC Energy FC



Houston Dynamo



Rio Grande Valley FC



LA Galaxy



LA Galaxy II



Montreal Impact



Ottawa Fury FC



New England Revolution



Rochester Rhinos



New York City FC



San Antonio FC



New York Red Bulls



New York Red Bulls II



Orlando City SC



Orlando City B

AFFILIATIONS



Philadelphia Union



Bethlehem Steel FC



Portland Timbers



Portland Timbers 2



Real Salt Lake



Real Monarchs SLC



San Jose Earthquakes



Reno 1868 FC



Seattle Sounders



Seattle Sounders 2



Sporting Kansas City



Swope Park Rangers KC



Toronto FC



Toronto FC II



Vancouver Whitecaps FC



Vancouver Whitecaps FC 2



Atlanta United FC



Charleston Battery



Los Angeles FC



Orange County SC



Minnesota United FC



Tulsa Roughnecks FC
No MLS Affiliation



Colorado Springs
No MLS Affiliation



Phoenix Rising FC
No MLS Affiliation



AFFILIATIONS



Sacramento Republic FC
No MLS Affiliation



Louisville City FC
No MLS Affiliation



Harrisburg City Islanders
No MLS Affiliation



FC Cincinnati
No MLS Affiliation



Tampa Bay Rowdies
No MLS Affiliation



Nashville SC
2018 Expansion Team





ABOUT USL

The USL is the world's largest Division II professional soccer league, with 30 markets in 20 U.S. states and two Canadian provinces for the 2017 season. In total, the USL reaches a population of 75 million people, fueling the growth of professional soccer across North America.

In 2016, more than \$100 million were invested league-wide into stadium infrastructure to create venues that deliver an unforgettable fan and competitor experience. The USL has national media partnerships with ESPN and SiriusXM, and recently invested \$10 million to create USL Productions – which includes a state-of-the-art facility that will produce and distribute nearly 500 league matches and more than 1,000 hours of original content to national partners, local affiliates, USL's Match Center and international markets.

A growing league, the USL has more than doubled in size since 2014, with Ottawa Fury FC, Reno 1868 FC and the Tampa Bay Rowdies scheduled to debut in 2017. Nashville SC is the first club set to join the league for 2018. Beyond league play, the USL regularly features international exhibitions against leading Premier League, Liga MX, and Bundesliga clubs, among others.

Headquartered in Tampa, Fla., the USL provides unparalleled club support with a growing team of 50 professionals across 17 departments, ranging from operations to marketing, communications and sponsorship. Follow the USL at USLSoccer.com, the USL Match Center, and on social media via Twitter, Facebook and Instagram.



TEAMS & SCHEDULE

The league's footprint is national but its schedule is highlighted by a regional approach designed to build rivalries. The USL's 30 teams are divided into two conferences – Eastern and Western – with each team set to play 32 games over 30 weeks during the 2017 regular season.

EASTERN CONFERENCE	WESTERN CONFERENCE
Bethlehem Steel FC	Colorado Springs Switchbacks FC
Charleston Battery	LA Galaxy II
Charlotte Independence	OKC Energy FC
FC Cincinnati	Orange County Blues FC
Harrisburg City Islanders	Phoenix Rising FC
Louisville City FC	Portland Timbers 2
New York Red Bulls II	Real Monarchs SLC
Orlando City B	Reno 1868 FC
Ottawa Fury FC	Rio Grande Valley FC
Pittsburgh Riverhounds	Sacramento Republic FC
Richmond Kickers	San Antonio FC
Rochester Rhinos	Seattle Sounders FC 2
Saint Louis FC	Swope Park Rangers KC
Tampa Bay Rowdies	Tulsa Roughnecks FC
Toronto FC II	Vancouver Whitecaps FC 2

EXPANSION TEAMS: Nashville SC (2018)

USL COMMUNICATIONS DEPARTMENT

United Soccer League
1715 N. Westshore Blvd., Suite 825
Tampa, FL 33607
P: 813.963.3909
F: 813.963.3807
uslsoccer.com

Leonardo Santiago
Vice President, Marketing &
Communications
leonardo.santiago@uslsoccer.com

Lizzie Seedhouse
Vice President, Digital
lizzie.seedhouse@uslsoccer.com

Nicholas Murray
Associate Director, Communications
nicholas.murray@uslsoccer.com

Charlie Corr
Public Relations Manager
charlie.corr@uslsoccer.com

Vincent Wiskowski
Director, Social Media
vincent.wiskowski@uslsoccer.com



MLS PARTNERSHIP

Major League Soccer and the USL announced a groundbreaking, multi-year partnership in early 2013 designed to enhance the development of professional players in North America.

Three years later, the partnership between the two leagues cannot be viewed as anything other than a resounding success. With the 2015 season seeing full integration between the two leagues - with MLS clubs either partnering with current USL clubs or entering their own side in the USL - both leagues have seen positives on and off the field.

2014 saw the addition of the LA Galaxy II to the USL, the first team in league history to be owned and operated by an MLS club.

The Galaxy II's success prompted seven additional MLS clubs to enter their own sides for 2015. Additions by the Philadelphia Union in Pennsylvania's Lehigh Valley, which revived the history of Bethlehem Steel FC, and the Houston Dynamo's hybrid partnership with Rio Grande Valley FC led the way in 2016, while teams owned and operated by Sporting Kansas City and Orlando City SC, the Swope Park Rangers and Orlando City B, reached the playoffs in their inaugural seasons. 2017 will see the addition of the USL's second hybrid partnership as expansion side Reno 1868 FC, led by Indiana Pacers owner Herb Simon, and the San Jose Earthquakes bring professional soccer to Nevada. Overall, there will be 10 USL teams owned and operated by MLS clubs and 10 USL-MLS affiliations among the 30 USL clubs.

MLS OWNED TEAMS



MILS AFFILIATION TEAMS





FTC

ALL FOR ONE