



2013 SEASON REVIEW



SEATTLE SOUNDERS FC

NEWS RELEASE

SEATTLE SOUNDERS FC 2013 SEASON REVIEW

THE 2013 SEASON

Highlighted by its fifth-straight MLS Cup Playoffs appearance, first-ever CONCACAF Champions League semifinals series and several impressive individual performances, the 2013 season brought many memorable moments for Sounders FC.

The campaign kicked off on March 2 with the MLS regular season opener at CenturyLink Field, though Sounders FC quickly turned its attention to the Champions League quarterfinal series against Tigres UANL. Following a 1-nil loss in the first leg, Seattle returned home to win, 3-1, becoming the first MLS club to oust a Mexican team from the tournament, ultimately falling to Santos Laguna in the semifinals.

The roller coaster regular season saw several ups and downs, most notably Seattle's record five-game winning streak and historic run from July to September that put the club atop the league table. Sounders FC entered the MLS Cup Playoffs as the No. 4 seed, ousting the Colorado Rapids in the club's first-ever Knockout Round match before falling to the rival Portland Timbers in the semifinals.

Seattle's remarkable summer run was sparked by one of the biggest player signings in league history as U.S. National Team captain Clint Dempsey joined the club on August 3, helping the team to a seven-game unbeaten run. Sounders FC also added Nigerian striker Obafemi Martins earlier in the season, who made an immediate impact by matching the club record with five game-winning goals.

Alongside the influx of Designated Player signings, Sounders FC also saw impressive seasons from several others, including the club's Golden Boot winner Eddie Johnson, MLS Comeback Player of the Year finalist Lamar Neagle, Homegrown Player and MLS All-Star DeAndre Yedlin, and team MVP Osvaldo Alonso.

By seasons end, CenturyLink Field became a fortress for Seattle, where the club posted a 10-2-5 record to match the best home point total in club history. The Sounders FC faithful continued to raise the bar for MLS attendance, setting the record for the fifth-straight year with an average of 44,038 during the regular season, including the second-largest crowd in league history for a standalone match.

SOUNDERS FC FAST FACTS

- Sounders FC set the **league attendance record for the fifth consecutive year with an average of 44,038** during the MLS regular season.
- For the fifth-straight year, **Sounders FC qualified for the MLS Cup Playoffs**, one of just three teams to do so.
- **Seattle became the first MLS team to eliminate a Mexican team from the CONCACAF Champions League** and is one of just four MLS teams to advance to the semifinals of the tournament.
- **Sounders FC posted a 10-2-5 record at home** in 2013, tying 2012's club record with 35 home points.
- **The club earned 27 points from July 20 to September 29**, tied for the most in MLS, and posted the league's best record over that stretch (8-1-3).
- Seattle's **six-match home winning streak from July 28-September 13 tied for the best in MLS** in 2013, while the four-match home win streak from May 11-July 3 is tied-fifth.
- **Seattle scored four goals in second-half stoppage time** this season, including 94th minute goals by Djimi Traore (5/8) and Brad Evans (8/3).
- Sounders FC scored 13 goals from May 11-July 3, **the most over a four-game span in club history**.
- Eddie Johnson, Lamar Neagle, and Obafemi Martins **shared the team-lead with 20 points in 2013**.
- Homegrown Player DeAndre Yedlin became the **first MLS rookie since 2005 to be named to the All-Star Game**.
- With nine goals, **Eddie Johnson was the club's Golden Boot winner for the second straight season**. His 23 career goals for Seattle are second in club history.
- **Mauro Rosales led the team in assists (8)** for the third-straight season and tied Fredy Montero's **club record with 34 career assists**.
- Martins' five game-winning goals and Rosales' five game-winning assists **both tied club records**.
- **Seattle is currently riding a league-best 49-game (38-0-11) unbeaten streak when scoring first**, the second-longest in league history.

2013 MLS TEAM LEADERS

Goals	Eddie Johnson (9)
Assists	Mauro Rosales (8)
Shots	Lamar Neagle (61)
Shots on Goal	Eddie Johnson (27)
Game-Winning Goals	Obafemi Martins (5; T-3rd)
Game-Winning Assists	Mauro Rosales (5; T-1st)
Fouls Committed	Osvaldo Alonso and Lamar Neagle (54; T-10th)
Fouls Suffered	Mauro Rosales (43)
Yellow Card Cautions	Eddie Johnson (6)

2013 SOUNDERS FC RESULTS

ALL COMPETITIONS RECORD: 17-17-8

(Home: 12-4-5 Away: 5-13-3)

MLS REGULAR SEASON: 15-12-7 (52 points)
(Home: 10-2-5 Away: 5-10-2)

MLS Cup Playoffs: 1-2-0
(Home: 1-1-0 Away: 0-1-0)

CONCACAF CHAMPIONS LEAGUE: 1-2-1
(Home: 1-1-0 Away: 0-1-1)

U.S. OPEN CUP: 0-1-0
(Home: 0-0-0 Away: 0-1-0)

DAY	DATE	OPPONENT	RESULT	RECORD (MLS)	ATTENDANCE	GOAL SCORERS
Sat.	3/2	MONTREAL	L, 0-1	0-1-0	38,998	SEA: None; MTL: Arnaud (35)
Wed.	3/6	at Tigres UANL	L, 0-1	0-2-0 (0-1-0)	32,810	SEA: None; TIG: Pulido (74)
Tue.	3/12	TIGRES UANL	W, 3-1	1-2-0 (0-1-0)	20,520	SEA: Yedlin (53), Traore (60), Johnson (75) TIG: Hernandez (23)
Sat.	3/16	PORTLAND	D, 1-1	1-2-1 (0-1-1)	40,150	SEA: Johnson (13); POR: Wallace (90+)
Sat.	3/23	at San Jose	L, 0-1	1-3-1 (0-2-1)	10,525	SEA: None; SJ: Wondolowski (46+)
Sat.	3/30	at Salt Lake	L, 1-2	1-4-1 (0-3-1)	20,359	SEA: Evans (57); RSL: Findley (8), Gil (35)
Tue.	4/2	SANTOS LAGUNA	L, 0-1	1-5-1 (0-3-1)	21,057	SEA: None; SAN: Gomez (54)
Tue.	4/9	at Santos Laguna	D, 1-1	1-5-2 (0-3-1)	19,500	SEA: Neagle (73); SAN: Quintero (21)
Sat.	4/13	NEW ENGLAND	D, 0-0	1-5-3 (0-3-2)	38,323	SEA: None; NE: None
Sat.	4/20	at Colorado	W, 1-0	2-5-3 (1-3-2)	12,063	SEA: Martins (27); COL: None
Sat.	5/4	at Philadelphia	D, 2-2	2-5-4 (1-3-3)	18,344	SEA: Johnson (10), Rosales (64); PHI: Cruz (50, 51)
Wed.	5/8	at Kansas City	W, 1-0	3-5-4 (2-3-3)	18,602	SEA: Traore (94+); KC: None
Sat.	5/11	SAN JOSE	W, 4-0	4-5-4 (3-3-3)	38,880	SEA: Neagle (28, 54), Rosales (46+), Martins (93+); SJ: None
Sat.	5/18	DALLAS	W, 4-2	5-5-4 (4-3-3)	38,979	SEA: Johnson (16, 62), Neagle (31), Martins (83); DAL: Cooper (54), Michel (61)
Sat.	5/26	at Los Angeles	L, 0-4	5-6-4 (4-4-3)	24,811	SEA: None; LA: Franklin (12), Keane (24, 34, 44)
Wed.	5/29	at Tampa Bay	L, 0-1	5-7-4 (4-4-3)	4,124	SEA: None; TB: Hristov (75)
Sat.	6/1	at Chivas USA	W, 2-0	6-7-4 (5-4-3)	9,053	SEA: Martins (22), Own Goal (33); CHV: None
Sat.	6/8	VANCOUVER	W, 3-2	7-7-4 (6-4-3)	53,679	SEA: Rose (9), Carrasco (70), Neagle (81); VAN: Camilo (10, 26)
Sat.	6/22	at Salt Lake	L, 0-2	7-8-4 (6-5-3)	19,848	SEA: None; RSL: Beckerman (41), Findley (46)
Wed.	7/3	D.C. UNITED	W, 2-0	8-8-4 (7-5-3)	39,280	SEA: Martins (19, 91+); DC: None
Sat.	7/6	at Vancouver	L, 0-2	8-9-4 (7-6-3)	22,500	SEA: None; VAN: Miller (4), Mattocks (79)
Sat.	7/13	at San Jose	L, 0-1	8-10-4 (7-7-3)	10,525	SEA: None; SJ: Martinez (48)
Sat.	7/20	COLORADO	D, 1-1	8-10-5 (7-7-4)	39,196	SEA: Yedlin (65); COL: Moor (60)
Sun.	7/28	CHIVAS USA	W, 2-1	9-10-5 (8-7-4)	38,463	SEA: Evans (23), Neagle (57); CHV: Torres (16)
Sat.	8/3	DALLAS	W, 3-0	10-10-5 (9-7-4)	39,260	SEA: Martins (8), Johnson (22), Evans (94+); DAL: None
Sat.	8/10	at Toronto	W, 2-1	11-10-5 (10-7-4)	18,766	SEA: Rosales (16), Own Goal (40); TOR: Osorio (46)
Sat.	8/17	at Houston	L, 1-3	11-11-5 (10-8-4)	22,289	SEA: Joseph (65); HOU: Barnes (17, 21), Bruin (74)
Sun.	8/25	PORTLAND	W, 1-0	12-11-5 (11-8-4)	67,385	SEA: Johnson (60); POR: None
Sat.	8/31	at Columbus	W, 1-0	13-11-5 (12-8-4)	20,392	SEA: Johnson (14); CLB: None
Wed.	9/4	CHIVAS USA	W, 1-0	14-11-5 (13-8-4)	38,317	SEA: Neagle (24); CHV: None
Sat.	9/7	CHICAGO	W, 2-1	15-11-5 (14-8-4)	38,503	SEA: Neagle (40), Own Goal (89); CHI: Magee (25)
Fri.	9/13	SALT LAKE	W, 2-0	16-11-5 (15-8-4)	55,107	SEA: Martins (3), Neagle (38); RSL: None
Sat.	9/21	at Los Angeles	D, 1-1	16-11-6 (15-8-5)	27,000	SEA: Johnson (25); LA: Juninho (47+)
Sun.	9/29	NEW YORK	D, 1-1	16-11-7 (15-8-6)	39,083	SEA: Evans (45); NY: Cahill (76)
Sat.	10/5	at Colorado	L, 1-5	16-12-7 (15-9-6)	18,076	SEA: Johnson (63); COL: Brown (1, 31), Powers (10); Moor (41), Torres (91+)
Wed.	10/9	VANCOUVER	L, 1-4	16-13-7 (15-10-6)	38,833	SEA: Rosales (69); VAN: Manneh (12, 42, 54), Reo-Coker (82)
Sun.	10/13	at Portland	L, 0-1	16-14-7 (15-11-6)	20,674	SEA: None; POR: Alhassan (45)
Sat.	10/19	at Dallas	L, 0-2	16-15-7 (15-12-6)	15,017	SEA: None; DAL: Hedges (65), Michel (87)
Sun.	10/27	LOS ANGELES	D, 1-1	16-15-8 (15-12-7)	66,216	SEA: Dempsey (30); LA: Keane (78)
Wed.	10/30	COLORADO	W, 2-0	17-15-8 (15-12-7)	32,204	SEA: Evans (28), Johnson (90+3); COL: None
Sat.	11/2	PORTLAND	L, 1-2	17-16-8 (15-12-7)	38,507	SEA: Alonso (90); POR: R. Johnson (15), Nagbe (67)
Thur.	11/7	at Portland	L, 2-3	17-17-8 (15-12-7)	20,674	SEA: Yedlin (74), Johnson (76); POR: W. Johnson (29), Valeri (44), Danso (47)

*MLS Regular Season

*MLS Cup Playoffs

*CONCACAF Champions League

*U.S. Open Cup


2013 CLUB MILESTONES

- February 5** - Sounders FC plays its first preseason training game of the year, falling 1-0 to the Portland Timbers in Tucson, Ariz.
- February 6** - Brad Evans and Eddie Johnson (United States) face teammate Mario Martinez (Honduras) in a 2014 FIFA World Cup Qualifier in San Pedro Sula, Honduras.
- February 6** - Eight Sounders FC Academy players commit to colleges, including 2013 USSDA National Player of the Year Jordan Morris (Stanford).
- February 21** - Sounders FC formalizes fan loyalty program to give MatchPass holders access to players, discounts and the pitch.
- February 23** - Alex Caskey scores the second-half game-winner in a 1-nil win over Real Salt Lake as Sounders FC wins the 2013 FC Tucson Desert Diamond Cup.
- February 27** - Sounders FC reveals the 2013 primary and secondary kits at Seattle's Cinerama.
- March 2** - Sounders FC kicks off its fifth MLS season with a 1-0 home loss to the Montreal Impact.
- March 12** - Sounders FC becomes the first MLS team to oust a Mexican team from the CONCACAF Champions League tournament with a 3-2 aggregate-goal series win over Tigres UANL. DeAndre Yedlin became the youngest player to score for Sounders FC and Djimi Traore's long-range strike has been viewed 1.5 million times on YouTube.
- April 8** - With a 1-1 road draw at Santos Laguna in the second leg, Sounders FC is eliminated from the semifinals of the CONCACAF Champions League.
- April 20** - Obafemi Martins scores his first club goal in a 1-nil win at Colorado as Sounders FC earns its first win of the season.
- May 8** - Djimi Traore scores the latest goal in club history as Sounders FC defeats Kansas City, 1-0 at Sporting Park.
- May 12** - Sounders FC plays its first competitive match at Tacoma's Cheney Stadium in a 2-0 loss to Orlando City SC in the MLS Reserve League.
- May 16** - Governor Jay Inslee signs Seahawks and Sounders FC license plate bill.
- May 18** - Forward Eddie Johnson scores twice in a 4-2 win against FC Dallas and earns MLS Player of the Week honors for Week 12.
- May 28** - Sounders FC Academy forward Jordan Morris is called in by the U.S. U-20 National Team for the Toulon Tournament from May 28-June 8.
- June 11** - CenturyLink Field hosts its first-ever World Cup Qualifier as Eddie Johnson scores for the U.S. National Team in a 2-0 win over Panama.
- June 18** - Sounders FC hosts its inaugural International Family Festival to celebrate the diversity of fans, coaches and players.
- June 21** - Defender DeAndre Yedlin becomes the first active Sounders FC player to participate in the World Cup at any level when he plays 90 minutes against Spain.
- July 10** - U.S. Soccer names Sounders FC Academy forward Jordan Morris the U-17/18 Development Academy Player of the Year.
- July 15** - Defender DeAndre Yedlin is selected to the MLS All-Star team as the first Homegrown Player since 2011 and first rookie since 2005.
- July 31** - Midfielder Osvaldo Alonso is named an inactive 2013 MLS All-Star, his third-straight selection.
- August 3** - Sounders FC announces the signing of U.S. National Team captain Clint Dempsey before a sellout crowd at the FC Dallas match.
- August 16** - Midfielder Lamar Neagle is named MLS W.O.R.K.S. Humanitarian of the Month for August.
- August 25** - Sounders FC defeats the Portland Timbers, 1-0, in front of 67,385 - the largest-ever attendance for a soccer game in Seattle and second-largest attendance in MLS history for a standalone match.
- September 10** - Eddie Johnson scores the game-winning goal against Mexico at Crew Stadium to help the United States advance to the 2014 FIFA World Cup.
- September 13** - Obafemi Martins scores the game-winning goal and adds an assist in Seattle's record fifth straight win, 2-0 over Real Salt Lake. Martins is named MLS player of the Week for Week 29.
- September 30** - Sounders FC and ESPN team up for Beautification Project at El Centro de La Raza in Seattle.
- October 27** - Clint Dempsey scores his first goal for Sounders FC in a 1-1 home draw against the LA Galaxy in the regular-season finale.
- October 30** - Sounders FC plays in its first-ever Knockout Round match, ousting the Colorado Rapids at CenturyLink Field, 2-0.
- November 7** - Sounders FC is eliminated from the MLS Cup Playoffs with a 5-3 aggregate loss to the Portland Timbers in the Western Conference Semifinals.

SOUNDERS FC HONORS

TEAM AWARDS

MOST VALUABLE PLAYER: OSVALDO ALONSO




Voted MVP by his teammates for the fourth consecutive season, Osvaldo Alonso continued to establish himself as one of the league's top defensive midfielders. Alonso was selected as an MLS All-Star for the third straight year as he started 26 games and logged 2,179 minutes. He became the first player in club history to make 110 starts, 120 appearances and log 10,000 minutes. The team earned 45 of its 52 points with Alonso in the starting lineup, and he added his second career postseason goal in the first leg of the Western Conference Semifinals.

DEFENDER OF THE YEAR: LEO GONZALEZ



Costa Rican left back Leo Gonzalez was the most consistent defender for Sounders FC this season, matching his career high for starts (27) while logging 2,318 minutes (4th on team). Fourteen of Seattle's 15 wins came with Gonzalez in the starting lineup. The team allowed one goal per game in his 27 starts and 2.14 goals per game in the seven games he did not play. Gonzalez made a team-high 20 straight starts from April 13 to August 31.

GOLDEN BOOT: EDDIE JOHNSON



For the second straight season, Eddie Johnson led Sounders FC in scoring, netting nine regular-season goals and 12 goals across all-competitions. Johnson was named MLS Player of the Week for his brace against FC Dallas on May 18, and scored back-to-back game-winners against Portland (August 25) and Columbus (August 31). He scored two goals in three postseason matches to become the club's all-time leader with three career playoff goals. Johnson ranks second in club history with 23 regular-season goals in 49 career matches.

HUMANITARIAN OF THE YEAR: LAMAR NEAGLE



In his return to his hometown team, Lamar Neagle was named the 2013 Sounders FC Humanitarian of the Year in recognition of his commitment to community service. Neagle made more than 25 appearances in the community this season and started his own charitable program, The Neagle Foundation. He was named the MLS W.O.R.K.S. Humanitarian of the Month for August for his work with America SCORES and the Boys & Girls Clubs of King County. Neagle has also participated in events at his alma mater Thomas Jefferson High School, spent time with service men and women at Joint Base Lewis-McChord, and participated in the United Way of King County All-Star Softball Classic for homeless youth.

2013 MLS HONORS

MLSsoccer.com Team of the Week

Week 1: D DeAndre Yedlin
Week 3: F Eddie Johnson
Week 4: D Djimi Traore
Week 5: GK Michael Gspurning
Week 11: M Lamar Neagle
M Mauro Rosales
D Djimi Traore
Coach Sigi Schmid
Week 12: F Eddie Johnson
M Lamar Neagle
Week 14: D Djimi Traore
Week 19: F Obafemi Martins
Week 22: D Marc Burch
Week 23: D Djimi Traore
Week 27: D J. K. Hurtado
Week 29: F Obafemi Martins
D DeAndre Yedlin
Week 30: D J. K. Hurtado

MLS Player of the Week

Week 12: F Eddie Johnson
Week 29: F Obafemi Martins

MLS Goal of the Week

Week 21: D DeAndre Yedlin
Week 29: F Obafemi Martins

MLS Save of the Week

Week 27: GK Michael Gspurning

MLS Awards Finalists

Rookie of the Year: DeAndre Yedlin
Comeback player of the Year: Lamar Neagle

ALL-TIME MLS HONORS

MLS BEST XI

Freddie Ljungberg (2009)
Kasey Keller (2011)
Osvaldo Alonso (2012)

MLS ALL-STAR

Eddie Johnson (2012)
Jhon Kennedy Hurtado (2009)
Kasey Keller (2009, 2010, 2011)
Freddie Ljungberg (2009, 2010)
Fredy Montero (2009, 2010)
Osvaldo Alonso (2011, 2012, 2013)
DeAndre Yedlin (2013)

MLS GOALKEEPER OF THE YEAR

Kasey Keller (2011)

MLS NEWCOMER OF THE YEAR

Fredy Montero (2009)
Mauro Rosales (2011)

MLS COMEBACK PLAYER OF THE YEAR

Eddie Johnson (2012)

2013 AT A GLANCE...

Overall	15-12-7
Home	10-2-5
Away	5-10-2
vs. Eastern Conf.	5-2-2
vs. Western Conf.	10-10-5
Local TV	11-7-3
National TV	4-5-4
March	0-3-1
April	1-0-1
May	3-1-1
June	2-1-0
July	2-2-1
August	4-1-0
September	3-0-2
October	0-4-1
When leading at half	10-0-4
When tied at half	4-2-3
When trailing at half	1-10-0
When scoring first	13-0-5
When conceding first	2-12-1
With 0 goals scored	0-8-1
With 1 goal scored	5-4-5
With 2 goals scored	6-0-1
With 3 goals scored	2-0-0
With 4+ goals scored	2-0-0
Conceding 0 goals	10-0-1
Conceding 1 goal	3-4-5
Conceding 2 goals	2-4-1
Conceding 3 goals	0-1-0
Conceding 4+ goals	0-3-0

When Alonso...

Scores	0-0-0
Scores or assists	1-0-0
Starts	13-7-6

When Dempsey...

Scores	0-0-1
Scores or assists	0-0-1
Starts	2-3-1

When Evans...

Scores	2-1-1
Scores or assists	5-1-1
Starts	10-8-3

When Johnson...

Scores	4-1-3
Scores or assists	6-1-3
Starts	8-7-5

When Martins...

Scores	7-0-0
Scores or assists	9-0-0
Starts	9-6-3

When Neagle...

Scores	7-0-0
Scores or assists	8-0-2
Starts	13-8-6

When Rosales...

Scores	2-1-1
Scores or assists	6-2-2
Starts	12-10-5

*MLS Regular Season

AT SEASONS END

The 2013 season lasted 251 days for Sounders FC, kicking off against the Montreal Impact on March 2 and concluding the playoffs run on November 7 at Portland. The season was the second longest in club history, but the team played the fewest games (42) since the inaugural season, going 17-17-8 across all competitions. Sounders FC has now played 221 total games since joining MLS in 2009, posting a record of 107-63-51. Seattle has played the most U.S. Open Cup and CONCACAF Champions League games, and has played the fourth most MLS Cup Playoffs games.

Most Games Played since 2009 (as of 11/25/13)

Team	Games	MLS	Playoffs	Cup	CCL
Seattle	221	162	13	20	26
Toronto	204	162	0	18	24
LA Galaxy	203	162	19	4	18
Houston	203	162	18	9	14
Salt Lake	201	162	15	8	16
Columbus	192	162	5	9	16
Dallas	182	162	5	7	8

2009 Season

Start: Mar. 19
End: Nov. 8
Matches: 38
Days: 235
Record: 18-8-12

2010 Season

Start: Mar. 25
End: Nov. 7
Matches: 44
Days: 228
Record: 19-17-8

2011 Season

Start: Mar. 15
End: Nov. 2
Matches: 48
Days: 233
Record: 27-11-10

2012 Season

Start: Mar. 7
End: Nov. 18
Matches: 49
Days: 256
Record: 26-10-13

2013 Season

Start: Mar. 2
End: Nov. 7
Matches: 42
Days: 251
Record: 17-17-8

A DOMINANT DOZEN

Sounders FC used an impressive 12-game run from July 20 to September 29 to vault into playoff positioning despite a slow start to the 2013 campaign. Seattle posted a record of 8-1-3 in the 12-game stretch, earning 27 of the possible 36 points. The New York Red Bulls also earned 27 points in that span but played two more games than Sounders FC.

Over the past five years, Sounders FC has averaged 1.90 points per match over the second-half of the season, which is 0.52 points per match better than the first-half average (1.38). In 2013, the team averaged 1.65 points per match over the final 17 games, slightly better than the first-half average (1.41 PPM).

Top Records from July 20 to Sept. 29, 2013

Team	GP	PTS	Record
Sounders FC	12	27	8-1-3
New York	14	27	8-3-3
San Jose	14	26	8-4-2
Colorado	13	25	7-2-4
Kansas City	13	22	7-5-1
LA Galaxy	13	21	6-4-3
Houston	13	21	6-5-2
Salt Lake	14	21	6-5-3

THE HOME TEAM

The Sounders FC roster included three Washington natives this season – the most since 2009 (Neagle, Kasey Keller, Chris Eylander and Kevin Forrest). Lamar Neagle grew up in nearby Federal Way, Marcus Hahnemann grew up in Seattle and attended Seattle Pacific University, and former O'Dea High School defender DeAndre Yedlin became the club's first Homegrown Player. All three players were previously connected with the team either through the MLS club (Neagle), the USL side (Hahnemann) or the Academy (Yedlin). Additionally, defender Zach Scott played collegiately at Gonzaga and also spent time with the USL Sounders.

The Washington State ties continue on Seattle's staff as Owner and General Manager Adrian Hanauer attended Mercer Island High School and Sporting Director Chris Henderson attended Everett's Cascade High School where he was named the 1989 Gatorade National Player of the Year and Washington State Player of the Year. Assistant coaches Brian Schmetzer (Nathan Hale) and Tom Dutra (Timberline) also grew up in state.

CENTURYLINK FIELD FORTRESS

HOME, SWEET HOME

Sounders FC matched its best home record this season, earning 35 points at CenturyLink Field. The point total equaled the top mark from 2012, as the team earned a club record 67.3 percent of its season point total at home. Sounders FC scored the second most home goals (29) in club history while allowing the third-fewest goals (15), and the plus-14 goal differential was just short of the club record of plus-16 set in 2012. The 10 home wins were one fewer than the club record and the two home losses matched the fewest in club history.

All-Time Home Records

Year	GP	Record (pts.)	PPG	Pct. of Season Point Total	GD (GF/GA)
2013	17	10-2-5 (35 pts.)	2.1	67.3	+14 (29/15)
2012	17	11-4-2 (35 pts.)	2.1	62.3	+16 (27/11)
2011	17	9-4-4 (31 pts.)	1.8	49.2	+12 (32/20)
2009	15	7-2-6 (27 pts.)	1.8	57.4	+11 (21/10)
2010	15	8-4-3 (27 pts.)	1.8	56.3	+5 (21/16)

AMONG LEAGUE'S ELITE

Seattle's home form was not only best in club history, but it also ranked among the league's elite in 2013. Sounders FC earned the fifth-most home points (35) while winning 10 games (T-4th) with just two losses (T-3rd). Seattle's plus-14 goal differential was tied-fifth in MLS, scoring the seventh-most home goals (29) while allowing the fifth-fewest (15).

Best Home Records – 2013

Team	Record (points)	GD (GF/GA)
Portland Timbers	11-1-5 (38 pts.)	+18 (29/11)
San Jose Earthquakes	11-1-5 (38 pts.)	+10 (23/13)
LA Galaxy	11-2-4 (37 pts.)	+24 (32/8)
New York Red Bulls	11-2-4 (37 pts.)	+16 (34/16)
Seattle Sounders FC	10-2-5 (35 pts.)	+14 (29/15)

Sundays at CenturyLink

Sundays at CenturyLink Field are a good omen for Sounders FC as the club has gone unbeaten in 12 (8-0-4) all-time Sunday home games, outscoring opponents 22-6. Seattle had six Sunday matches in 2013, going 2-0-2 at home with two road losses. Overall, Sounders FC has played 23 regular-season matches on Sunday, going 8-8-7.

STREAKING IN SEATTLE

Sounders FC posted two impressive streaks at home this season, setting records for the longest home winning streak and longest home unbeaten streak in club history. Seattle won six straight games at CenturyLink Field from July 28 to September 13, outscoring opponents 11-2. The six-game run matched the San Jose Earthquakes for the longest home winning streak in MLS this season. Sounders FC also posted a four-game home winning streak from May 11 to July 3, which was achieved six other times in MLS this season.

Longest Home Winning Streaks – 2013

Team	GP	Dates
Seattle Sounders FC	6	July 28-September 13
San Jose Earthquakes	6	June 29-September 8
LA Galaxy	5	July 4-August 31
FC Dallas	5	March 2-April 20
Seattle Sounders FC	4	May 11-July 3
*Six other times	4	N/A

The six-game home winning streak highlighted a club record 14-game unbeaten run (10-0-4), spanning from March 16 to September 29. The 14-game home unbeaten streak was the third longest in MLS this season, bested only by the San Jose Earthquakes (16 games) and the Portland Timbers (15 games).

Longest Home Unbeaten Streaks – 2013

Team	GP	Record	Dates
San Jose Earthquakes	16	11-0-5	March 10-present
Portland Timbers	15	11-0-4	April 6-present
Seattle Sounders FC	14	10-0-4	March 16-September 29
FC Dallas	10	7-0-3	March 2-July 4
Vancouver Whitecaps FC	10	7-0-3	March 2-July 27

TEAM OFFENSE

HOME IS WHERE THE GOALS ARE

Sounders FC found the scoring touch at home in 2013, tallying 29 of the team's 42 total goals at CenturyLink Field. Seattle's average of 1.71 goals per game at home ranked seventh in MLS this season, and was the second highest average in club history (1.88 goals per home game in 2011). Seattle's average increased by nearly one goal per game when playing at home as the club averaged just 0.76 goals per game on the road in 2013.

Home Goal Scoring Totals – 2013

Team	GF	AVG
New York Red Bulls	34	2.00
LA Galaxy	32	1.88
Vancouver Whitecaps	32	1.88
Montreal Impact	31	1.82
Real Salt Lake	31	1.82
Colorado Rapids	30	1.76
Seattle Sounders FC	29	1.71
*5 Teams Tied	29	1.71

SOUNDERS GO FOR GOALS

Sounders FC set the club record for most goals over a four-game home stretch this season, netting 13 goals from May 11 to July 3. The stretch marked the first time in two years that Seattle scored 11 or more goals in four straight home contests. It was also just the fourth time in club history that Sounders FC scored multiple goals in four straight home games, and the first time that the team scored three or more goals in three consecutive home matches.

Most Goals at Home over Four-Game Span – Club History

Year	Goals	Start-Finish
2013	13	May 11-July 3
2011	12	June 11-July 16
2011	12	June 26-August 27
2013	11	April 13-June 8
2011	11	July 16-Sept. 10

THE LATE, LATE SHOW

Sounders FC has a penchant for the dramatic, fighting until the final whistle of every match. In the opening two playoff matches this season, Sounders FC scored two goals in the 90th minute or later, including Eddie Johnson's insurance tally against the Colorado Rapids in the Knockout Round and Osvaldo Alonso's 90th-minute strike against the Portland Timbers in the first leg of the semifinal series. Scoring late in the playoffs is nothing new for Seattle as nine of the team's 11 all-time postseason goals have been scored after the 56th minute, including both tallies in the second leg of the 2013 Western Conference Semifinals against the Portland Timbers.

Sounders FC scored four goals in second-half stoppage time this season with Djimi Traore and Brad Evans both notching the latest goals (94+) in club history while Obafemi Martins scored twice after the 90th minute. Overall, Sounders FC has scored 20 goals in the 90th minute or later in club history. Still, the team scored the third-most first-half goals (24) in MLS this season.

ON SCORING PACE

Since joining MLS in 2009, Sounders FC has been committed to playing an attacking style of soccer, netting the fourth-most goals over the past five seasons. Seattle's goal output in 2013 was the third-most in club history after the Rave Green led MLS with 56 goals in 2011. Sounders FC has averaged 1.40 goals per game since entering the league five years ago.

Most MLS Goals since 2009

Club	Goals
LA Galaxy	240
Real Salt Lake	235
New York Red Bulls	230
Seattle Sounders FC	226
FC Dallas	224

STRIKING FIRST

Sounders FC have been nearly unbeatable when scoring the game's first goal, extending its undefeated streak to a league-best 49 games (38-0-11) when scoring first. The New York Red Bulls hold the all-time record at 58-straight games unbeaten when scoring first. Overall, Seattle scored first in 18 matches this season, going 13-0-5.

FOUR SCORES, BACK-TO-BACK

For the first time in club history, Sounders FC scored four goals in consecutive matches, beginning with a 4-nil win over San Jose followed by a 4-2 victory over FC Dallas. The eight-goal output over a two-game span matched the club record set last season when Seattle scored twice versus Vancouver (August 18) followed by six goals at Chivas USA (August 25). In the two-game stretch last May, Seattle converted eight of its 17 shots on goal for a scoring rate of 47-percent.

Four-plus Goal Games – Team History

Date	Result
May 18, 2013	W, 4-2 vs. Dallas
May 11, 2013	W, 4-0 vs. San Jose
Aug. 25, 2012	W, 6-2 at Chivas USA
Aug. 5, 2012	W, 4-0 vs. LA Galaxy
Aug. 27, 2011	W, 6-2 vs. Columbus
July 16, 2011	W, 4-3 vs. Colorado
June 23, 2011	W, 4-2 vs. New York
Sept. 18, 2010	W, 4-0 at Columbus

Scoring Summary

Johnson (16, 62), Neagle (30), Martins (83)
Neagle (28, 54), Rosales (46+), Martins (93+)
 Evans (10), Montero (27, 34, 67), Ochoa (80), Own Goal (91+)
 Johnson (6), Montero (52), Caskey (61), Rose (88)
 Neagle (4, 21, 70), Rosales (16), Fucito (40), Own Goal (74)
 Fernandez (7), Levesque (48), Montero (82), Rosales (84)
 Friberg (11), Alonso (12), Levesque (67, 78)
 Nkufo (4, 39, 75), Sturgis (42)

FORWARDS

EDDIE LEADS THE WAY

For the second straight season, forward Eddie Johnson led Sounders FC in scoring with nine goals in the 2013 regular season campaign. His opening goal of the season – a first-half strike against the Portland Timbers on March 16 – marked his 15th goal for Sounders FC, becoming the fastest player in club history to score 15 goals, accomplishing the feat in 30 games, six less than Fredy Montero. Johnson continued the scoring trend with a brace against FC Dallas on May 18, earning MLS Player of the Week honors for his third time since joining Sounders FC. He helped Seattle to a near-perfect August, scoring three goals with one assist in four games, including back-to-back game-winners against Portland and Columbus. Johnson added three more goals in outside competitions, including two tallies in three MLS Cup Playoffs matches and the decisive tally in the CONCACAF Champions League Quarterfinals against Tigres UANL.

Since joining Sounders FC on February 17, 2012, Johnson has enjoyed a career revival for both club and country. In his 82 competitive appearances for Sounders FC and the USMNT since last February, Johnson has scored 36 goals with seven assists, including 29 goals for club and seven goals for country.

Statistics since joining Sounders FC

Year	Team	Competition	GP	Goals	Assists
2013	Sounders FC	MLS Regular Season	21	9	2
2013	Sounders FC	MLS Cup Playoffs	3	2	0
2013	Sounders FC	Champions League	3	1	0
2013	United States	World Cup Qualifying	8	2	0
2013	United States	Gold Cup	3	2	1
2013	United States	International Friendlies	6	1	0
2012	Sounders FC	MLS Regular Season	28	14	3
2012	Sounders FC	MLS Cup Playoffs	3	1	0
2012	Sounders FC	U.S. Open Cup	4	1	0
2012	Sounders FC	Champions League	1	1	0
2012	United States	World Cup Qualifying	2	2	1

Totals: 82 appearances, 36 goals, 7 assists.

Oba Scores, Seattle Wins

Obafemi Martins joined Sounders FC in the opening month of the season and instantly sparked Seattle's attack, netting his first goal at Colorado to lead Seattle to its first victory of the campaign. Martins started 17 of his 20 appearances in 2013 and finished tied-second on Sounders FC with eight goals, adding four assists (T-3rd on team). Five of Martins' eight goals were game-winners, which matched Fredy Montero (2011) and Eddie Johnson (2012) for the club record and tied-third in MLS this season. Two of his four assists led to game-winning goals as Seattle went 9-0-0 when he scored or assisted. Martins finished the season with an average of 0.49 goals per 90 minutes, ranking 10th in MLS.

Game-winning Goals – 2013

Player, Team	GP	G	GWG
Chris Wondolowski, SJ	29	11	8
Mike Magee, CHI	32	21	6
Obafemi Martins, SEA	20	8	5

**8 other players tied at 5*

Goals Per 90 Minutes – 2013

Player, Team	Mins.	Goals	Average
Camilo Sanvezzo, VAN	2,418	22	0.82
Alvaro Saborio, RSL	1,346	12	0.80
Robbie Keane, LA	1,980	16	0.73
Kekuta Manneh, VAN	764	6	0.71
Mike Magee, CHI	2,793	21	0.68
Marco Di Vaio, MTL	2,746	20	0.66
Kei Kamara, KC	1,022	7	0.62
Juan Agudelo, NE	1,402	9	0.58
Lloyd Sam, NY	814	5	0.55
Obafemi Martins, SEA	1466	8	0.49

**Minimum: 5 goals*

Neagle Nets Career Year

In his return to his hometown club, Federal Way native Lamar Neagle burst into the Seattle attack with career-highs in games played (30), games started (27), minutes (2,409), goals (8), assists (4) and game-winning goals (4). His eight goals were tied for the second most on Sounders FC, and his four assists were tied for the third most this season. Neagle nearly matched the club record for game-winning goals as four of his eight tallies were winners, and added two game-winning assists. He led the club with 61 shots this season and ranked second with 25 shots on goal. Sounders FC went 8-0-2 when Neagle scored or assisted in 2013, and his 13 career goals for Seattle rank fifth in club history.

Neagle scored in back-to-back games for the first time in his career when he scored a brace against San Jose on May 11 followed by a goal against FC Dallas on May 18. In early September, Neagle filled in for several international absences in the attack and scored in three straight games - one of two Sounders FC players to accomplish the feat this season.

Career Statistics

Year	Team	GP/GS	MIN	G/A	GWG/GWA
2011	SEA	23/9	1008	5/2	2/1
2012	MTL	23/11	1086	2/2	1/0
2013	SEA	30/27	2409	8/4	4/2
Totals		76/47	4503	15/8	7/3

MIDFIELDERS

ALL-TIME OZZIE

One of the premier midfielders in MLS, Osvaldo Alonso registered another strong campaign in 2013, establishing himself as one of the top ballwinners while leading the league in passing accuracy (88.58). The four-time team MVP and three-time MLS All-Star started 26 matches and logged 2,179 minutes in regular-season play, adding a goal in the first leg of the Western Conference Semifinals.

In his five years with Sounders FC, Alonso has become the club leader in nearly every statistical category. He has played more games – both regular season and playoffs – than any player in club history, and ranks in the top 10 in goals, assists and shots. He has played nearly every minute of Seattle's 13 postseason games, and has missed just 23 games (2,741 minutes) over the past five seasons.

Osvaldo Alonso All-Time Team Ranks – MLS

Games Played	139	(1st)
Games Started	135	(1st)
Minutes	11,839	(1st)
Goals	6	(T-10th)
Assists	12	(T-5th)
Shots	180	(2nd)
Shots on Goal	44	(5th)
Fouls Committed	204	(2nd)
Fouls Suffered	185	(2nd)
Playoff Games	12	(1st)
Playoff Minutes	1,110	(1st)
Playoff Goals	2	(2nd)
Playoff Shots	18	(2nd)
Playoff Shots on Goal	6	(T-1st)

CAPTAIN CLINT

In one of the biggest moves in MLS history, Sounders FC signed U.S. National Team captain Clint Dempsey to a Designated Player contract in early August. Dempsey's signing immediately sparked the Seattle squad to win seven of its next eight contests. Limited to just six starts in nine appearances due to international duty and injury, Dempsey tallied his first club goal in the regular season finale against the LA Galaxy, and registered his first club assist in the Knockout Round of the MLS Cup Playoffs. In his 80 career regular-season appearances, he has recorded 26 goals and 14 assists.

A three-time U.S. Soccer Male Athlete of the Year, Dempsey holds the record for most goals (57) by an American in the English Premier League after spending the past seven seasons playing for Fulham and Tottenham Hotspur. He scored a career high 17 goals in the 2011-12 season and was twice voted the Player of the Year by Fulham fans.

Career Statistics

Comp.	Years	GP/GS	G/A	PTS	W-L-D
MLS	2004-06,13	80/76	26/14	66	37-25-19
EPL	2006-13	213/179	57/23	137	73-78-62
Int'l	2004-13	101/90	36/13	86	56-26-18
Totals:		394/345	119/50	289	166-129-99

BRAD THE MIDDLE MAN

Over the past five seasons, Brad Evans has cemented himself as one of the most consistent contributors for Sounders FC. He is one of just four players in club history to play in more than 100 games for Sounders FC, and ranks third with 17 goals and 19 assists. Evans recorded a career-high five assists in 2013, ranking second on Sounders FC, and added four goals (4th on team). His 13 points were the second most in his seven-year career and he matched his career high with 37 shots. Evans scored the first-half game-winner in the Knockout Round to help Seattle advance to the Western Conference Semifinals of the MLS Cup Playoffs.

Evans has also developed into one of the league's top penalty takers, converting all seven of his attempts with Seattle. His seven penalty goals is tied-11th among active players, and he is one of just five active players to go perfect with seven or more penalty attempts. With seven penalty goals scored for Sounders FC, Evans ranks fourth in penalty goals since 2009, and is one of just seven players to convert seven attempts in that time span.

MAESTRO ROSALES

As the club's assist leader for the third straight season, Mauro Rosales became Seattle's co-leader with 34 career assists. With eight assists in 2013, he ranks second in MLS with 34 assists since 2011, bested only by Brad Davis' 37 for Houston. Rosales has also continued to establish himself as one of the top set-up men in MLS history, ranking fifth all-time with an average of 0.50 assists per 90 minutes – the only active player to make the top 10.

Rosales' 34 career assists have resulted in goals for 12 different players, with Eddie Johnson receiving more helpers (10) from Rosales than any other player. Rosales has recorded the most helpers against the Colorado Rapids (5), followed by Chivas USA and LA Galaxy (4). Rosales has recorded 20 assists at CenturyLink Field, and his four at the StubHub Center are the most among opponent stadiums. Just five of his 34 assists were second assists.

Assists per 90 minutes – All-Time

Player, Team	Mins.	Assists	Average
Carlos Valderrama, COL	15,621	114	0.66
Marco Etcheverry, DC	16,304	101	0.56
Hristo Stoitchkov, DC	3,497	20	0.51
Preki, KC	19,956	112	0.51
Mauro Rosales, SEA	6,076	34	0.50
Adrian Paz, COL	6,170	34	0.50
Eric Wynalda, CHI	7,162	37	0.46
Martin Machon, MIA	977	36	0.46
Cuauhtemoc Blanco, CHI	5,083	26	0.46
Jerzy Podbrozny, CHI	4,336	22	0.46

Minimum: 20 assists

Most Assists since 2011

Player, Team	Assists
Brad Davis, HOU	37
Mauro Rosales, SEA	34
Graham Zusi, KC	30
Dwayne De Rosario, DC	26
Landon Donovan, LA	26

DEFENDERS

THE YEAR OF YEDLIN

Seattle right back DeAndre Yedlin burst onto the scene in 2013 as one of the top young players in MLS. Already the first Homegrown Player in club history, Yedlin became the youngest player to play a complete game, score a goal and record an assist for Sounders FC. His breakout season earned him All-Star honors and a spot on the U-20 World Cup squad. Yedlin's performance helped him finish third in MLS Rookie of the Year voting.

Yedlin's Past Year

July 28, 2012 - Named to the PDL All-Conference Team after leading the Sounders U-23 team to the national semifinals.

November 25, 2012 - Plays his final collegiate match for Akron, falling to Creighton on penalties in the third round of the College Cup. He is named to the All-MAC First Team for the second-straight year.

January 11, 2013 - Becomes the first Homegrown Player signing in club history.

January 21, 2013 - Participates in his first training session as a professional with Sounders FC.

March 2, 2013 - Becomes the youngest player (19 years, 7 months and 21 days) in club history to play a complete game, highlighted by two second-half stops on Montreal Designated Player Marco Di Vaio.

March 12, 2013 - In the 53rd minute against Tigres, Yedlin rockets a 30-yard volley into the back of the net for Seattle's first goal in a dramatic comeback. The goal marked the first professional goal for Yedlin as he became the youngest player to score for Sounders FC.

March 30, 2013 - With his assist on Brad Evans' second-half goal at Real Salt Lake, Yedlin becomes the youngest player to record an assist in club history.

April 22, 2013 - Called into the U-20 National Team camp in Carson, Calif.

June 7, 2013 - The U.S. Under-20 Men's National Team calls in Yedlin for the 2013 U-20 FIFA World Cup in Turkey.

June 21, 2013 - Becomes the first active Sounders FC player to participate in the World Cup at any level when he plays 90 minutes against Spain for the U-20 USMNT.

July 15, 2013 - Yedlin is selected as an MLS All-Star, becoming the first Homegrown Player selected since Juan Agudelo in 2011 and first rookie since Michael Parkhurst in 2005.

October 27, 2013 - Finishes the 2013 regular season as the club leader in games started (30) and minutes played (2,710).

November 6, 2013 - Scores a goal and records an assist in a 3-2 loss at Portland in the second leg of the Western Conference Semifinals.

CENTRAL MAN

Center back Djimi Traore joined Sounders FC in the 2013 preseason and immediately became an integral member of the back line. The former UEFA Champions League winner finished sixth on club with 2,235 minutes played, starting 25 of 27 appearances and helping Seattle to a 12-8-5 record when starting.

In addition to his stellar defense, the 33-year-old netted two highlight-reel goals in 34 appearances across all competitions. In the second leg of the 2012-13 CONCACAF Champions League Quarterfinals victory over Mexico's Tigres UANL, Traore brought the aggregate series level in the 60th minute when he scored a screaming volley from 35 yards out. The goal has garnered over 1.5 million views on YouTube and was honored as a top play on SportsCenter's Top 10.

Two months later, Traore scored his lone MLS goal of the season when he tapped in a 94th minute game-winner—the latest goal in club history—in a 1-0 win over Sporting KC.

For his efforts, Traore was named to the MLSsoccer.com Team of the Week a club-high four times this season for performances in week four (San Jose), week 11 (San Jose and Kansas City), week 14 (Chivas USA), and week 23 (Dallas).

CAREER YEAR FOR SCOTT

Veteran defender Zach Scott yet again played an important piece in Seattle's defense in 2013, setting career-highs in appearances (21) and minutes (1,458), while matching his career-high with 16 starts. The ever-versatile Scott led the team with starts at four different positions, being selected at least once to start at every position on the back line. Scott played right back, center back, and left back over a three-game stretch from May 8-18. Overall, the Maui-native is 10th all-time in club history with 101 appearances and 83 starts across all competitions.

CENTER BACK PAIRINGS

Sounders FC utilized four starting quality center backs throughout the season, employing five different combinations in the 34 regular-season matches. Djimi Traore and Jhon Kennedy Hurtado made the most starts together (16) while Traore and Patrick Ianni went 4-1-0.

Seattle Center Back Pairings

Jhon Kennedy Hurtado/Djimi Traore	5-6-5
Jhon Kennedy Hurtado/Zach Scott	3-2-2
Patrick Ianni/Djimi Traore	4-1-0
Zach Scott/Djimi Traore	3-1-0
Jhon Kennedy Hurtado/Patrick Ianni	0-2-0

STARTING XI RARITY

Sounders FC head coach Sigi Schmid used 33 different starting lineups in 34 regular season, surpassing last season's total of 30 for the most in club history. Twenty Six different players received at least one start, and 29 of 32 available players appeared throughout the season. In all, Schmid used nine combinations on the defensive back line, 29 in midfield, and 11 different forward pairings up front.

ATTENDANCE RECORDS SET

WORLD ATTENDANCE RANKINGS

1.	Borussia Dortmund	GER	80,427
2.	FC Barcelona	ESP	79,315
3.	Real Madrid	ESP	75,474
4.	Manchester United	ENG	75,147
5.	Bayern Munich	GER	71,033
6.	Schalke 04	GER	61,724
7.	Arsenal	ENG	60,021
8.	Hertha Berlin	GER	53,416
9.	Hamburg SV	GER	52,224
10.	Borussia Monchengladbach	GER	51,394
11.	Eintracht Frankfurt	GER	51,223
12.	River Plate	ARG	50,333
13.	AFC Ajax	NED	50,275
14.	Newcastle United	ENG	49,812
15.	Internazionale	ITA	47,250
16.	Manchester City	ENG	47,042
17.	Celtic FC	SCO	45,673
18.	VfB Stuttgart	GER	45,386
29.	Paris Saint-Germain	FRA	45,064
20.	Feyenoord	NED	44,517
21.	Liverpool	ENG	44,691
22.	Seattle Sounders FC	USA	44,038
23.	Hannover 96	GER	43,850
24.	Rangers	SCO	43,672
25.	Sunderland	ENG	43,222

• Seattle's 2013 attendance average of 44,038 would rank sixth in the English Premier League, fourth in Spain's La Liga, second in Italy's Serie A and ninth in the German Bundesliga.

• **Seattle's 2013 attendance average of 44,038 would rank second in Major League Baseball.**

STACKING UP

The Sounders FC faithful have etched their names in the MLS history books with three of the top 10 all-time single-game attendances. Two of Seattle's single-game attendances in 2013 ranked seventh and ninth on the list. As the top five single-game attendances featured international doubleheaders, Seattle has hosted three of the top five standalone attendances in league history.

Top-10 All-Time MLS Single-Game Attendances

Att.	Match	Date	Location
*92,650	CHV vs. NE	8/6/06	LA Memorial Coliseum
*92,216	LA vs. TB	6/16/96	Rose Bowl
*88,816	CHV vs. LA	8/10/05	LA Memorial Coliseum
*73,123	SJ vs. DC	7/4/99	Stanford Stadium
*70,550	HOU vs. LA	8/9/06	Reliant Stadium
69,255	LA vs. NY	4/13/96	Rose Bowl
67,385	SEA vs. POR	8/25/13	CenturyLink Field
66,452	SEA vs. POR	10/7/12	CenturyLink Field
66,216	SEA vs. LA	10/27/13	CenturyLink Field
66,237	NY vs. LA	8/18/07	Giants Stadium

*International doubleheader

PACKING THE STANDS



**CENTURYLINK
FIELD**

Consecutive
Home
MLS sellouts

88

SEA OF RAVE GREEN

For the fifth consecutive season, Sounders FC set the MLS attendance record, posting an average of 44,308 in 2013. Seattle's 2013 average was more than double the average of any other MLS team, and bested the 2012 mark by nearly 1,000.

2013 MLS Attendance Averages

Team	Average	Total
Sounders FC	44,038	748,652
Los Angeles	21,770	370,084
Portland	20,674	351,458
Montreal	20,603	350,259
Vancouver	20,097	341,653

Top-10 All-Time MLS Attendance Averages

Year	Team	Average
2013	Seattle Sounders FC	44,038
2012	Seattle Sounders FC	43,144
2011	Seattle Sounders FC	38,498
2010	Seattle Sounders FC	36,173
2009	Seattle Sounders FC	30,897
1996	Los Angeles Galaxy	28,916
2008	Los Angeles Galaxy	26,009
2007	Los Angeles Galaxy	24,252
2005	Los Angeles Galaxy	24,204
1996	MetroStars	23,898

BIG CROWDS, BIG WINS

Four of the club's top eight all-time single-game attendances came in 2013, opening up the entire stadium for matches against LA, Portland, Salt Lake and Vancouver. The August 25 match against the Timbers marked the largest attendances for a soccer match played in the Pacific Northwest, the second largest attendance for a standalone match in league history and the third-largest worldwide attendance that weekend.

The big crowds at CenturyLink Field have translated to big wins. In games with an attendance of more than 40,000, Seattle is 8-0-3 with a plus-16 goal differential (24 GF, 8 GA). Seattle gets stronger as the crowds get bigger, winning six of seven matches played in front of over 55,000, outscoring opponents 15-2.

Record with more than 40,000 Fans

Attendance	Opponent	Result	Date
67,385	Portland	W, 1-0	8/25/13
66,452	Portland	W, 3-0	10/7/12
66,216	LA Galaxy	D, 1-1	10/27/13
64,140	San Jose	W, 2-1	10/15/11
60,908	LA Galaxy	W, 4-0	8/5/12
55,718	Vancouver	W, 2-0	8/18/12
55,107	Salt Lake	W, 2-0	9/13/13
53,679	Vancouver	W, 3-2	6/8/13
46,932	Kansas City	D, 1-1	6/20/12
46,065	New York	W, 4-2	6/23/11
40,150	Portland	D, 1-1	3/16/13
Total: 8-0-3			

TOURNAMENTS

2013 MLS CUP PLAYOFFS

Western Conference	Points	W-L-D	GD (GF/GA)	Eastern Conference	Points	W-L-D	GD (GF/GA)
Portland Timbers	57	14-15-15	+21 (54/33)	New York Red Bulls	59	17-9-8	+17 (58/41)
Real Salt Lake	56	16-10-8	+16 (57/41)	Sporting Kansas City	58	17-10-7	+17 (47/30)
L.A. Galaxy	53	15-11-8	+15 (53/38)	New England Revolution	51	14-11-9	+11 (49/38)
Seattle Sounders FC	52	15-12-7	0 (42/42)	Houston Dynamo	51	14-11-9	0 (41/41)
Colorado Rapids	51	14-11-9	+7 (45/38)	Montreal Impact	49	14-13-7	+1 (50/49)

Knockout Rounds

Seattle Sounders FC 2 vs. Colorado Rapids 0
Houston Dynamo 3 vs. Montreal Impact 0

Eastern Conference Semifinals

New York Red Bulls 3 vs. Houston Dynamo 4
Sporting Kansas City 4 vs. New England Revolution 3

Western Conference Semifinals

Portland Timbers 5 vs. Seattle Sounders FC 3
Real Salt Lake 2 vs. LA Galaxy 1

Eastern Conference Championship

Sporting Kansas City 2 vs. Houston Dynamo 1

Western Conference Championship

Portland Timbers 2 vs. Real Salt Lake 5

MLS Cup

Sporting Kansas City vs. Real Salt Lake
Saturday, December 7 at 1 p.m. PT

FIVE FOR FIVE

Sounders FC has qualified for the MLS Cup Playoffs five consecutive seasons, marking the second-longest postseason appearance streak to Real Salt Lake's six-straight trips. Seattle is one of three teams (LA Galaxy and Real Salt Lake) to qualify for the playoffs every season since 2009. Sounders FC is also nearing the record for the most consecutive postseason appearances by an expansion team. The Chicago Fire qualified for the playoffs each of its first six seasons (1998-2003). Since MLS expanded in 2005, only one of the eight other expansion teams (Real Salt Lake) has qualified for the playoffs more than Sounders FC, and no expansion side other than Sounders FC has qualified every season.

Expansion Teams since 2005

Team (inaugural season)	MLS Cup Playoffs	Years in MLS
Real Salt Lake (2005)	6	9
Seattle Sounders FC (2009)	5	5
Chivas USA (2005)	4	9
San Jose Earthquakes (2008)	2	6
Philadelphia Union (2010)	1	4
Vancouver (2011)	1	3
Portland Timbers (2011)	1	3
Montreal Impact (2012)	1	2
Toronto FC (2007)	0	7

A Historic Climb

Seattle's rise to the top of the league table in September was one of the most remarkable runs in league history as Sounders FC became just the third team to erase a 15-point deficit to gain sole possession of first overall. The feat was previously accomplished by the MetroStars in 2000 and the Columbus Crew in 2009.

CONCACAF CHAMPIONS LEAGUE

Seattle Sounders FC became the first MLS team to oust a Mexican team from the CONCACAF Champions League tournament, knocking out Tigres UANL in the quarterfinals on March 12, 3-2 on aggregate. The series win also marked the first time in club history that Sounders FC advanced to the semifinal round of the tournament, becoming just the third team in league history to reach the semis.

A spot in the semis has been difficult for MLS clubs since the redesign of the tournament in 2008, and just three other teams – Real Salt Lake (2010-11), Toronto FC (2011-12) and LA Galaxy (2012-13) – have reached the semifinals. Salt Lake is the only team to advance to the finals, falling to Monterrey in the 2010-11 tournament. Two teams won the previous version of the Champions League. DC United won the Champions Cup in 1998, and Sigi Schmid's LA Galaxy hoisted the trophy in 2000.

CASCADIA CUP

The 2013 Cascadia Cup was awarded to the Vancouver Whitecaps FC – the club's first-ever Cup at the MLS level. Sounders FC finished with seven points, dropping the final two matches of the regular season. Both of Seattle's wins in the 2013 tournament came at home, downing Vancouver, 3-2, on June 8 and Portland, 1-0, on August 25.

Seattle won the Cascadia Cup in its first year in MLS in 2011, and the Timbers took the 2012 Cup. The regional competition was founded in 2004 by the largest supporters groups of the three Pacific Northwest clubs – the Emerald City Supporters, Timbers Army and Vancouver Southsiders. Overall, Sounders FC has won the Cascadia Cup three times (2006, 2007 and 2011).

2013 Cascadia Cup Standings

Team	GP	Record (points)	Goal Differential
Vancouver Whitecaps FC	6	2-1-3 (9 pts.)	+4 (13/9)
Portland Timbers	6	1-1-4 (7 pts.)	0 (7/7)
Seattle Sounders FC	6	2-3-1 (7 pts.)	-4 (6/10)

All-Time vs. Portland: 84 matches played

Seattle 42 wins; Portland 31 wins; 11 draws

All-Time vs. Vancouver: 132 matches played

Seattle 63 wins; Vancouver 48 wins; 21 draws

U.S. NATIONAL TEAM

RAVE GREEN IN RED, WHITE AND BLUE

Eddie Johnson, Clint Dempsey and Brad Evans have been staples on the U.S. National Team this season as all three have posted career years.

Johnson co-led the team with 17 caps in 2013, starting nine games and logging 721 minutes. He scored five goals, highlighted by the game-winner against Mexico on September 10 to advance the USMNT to the 2014 FIFA World Cup in Brazil. He is now second all-time with 12 goals in 21 qualifiers, and added two goals with one assist in three Gold Cup matches.

Dempsey went 90 minutes in nine-of-10 starts and matched his career high with six goals. He earned his 100th cap at Costa Rica on September 6 and tied the all-time lead with 13 goals in World Cup qualifying. Dempsey is now second all-time with 36 career goals, tied-8th with 13 assists and tied-10th with 101 caps.

Evans became the regular starting right back for the USMNT, logging 774 minutes in 10 appearances. He scored the latest game-winner in USMNT qualifying history at Jamaica on June 7 – his first career international goal.

2013 U.S. National Team Statistics - Sounders FC Players

Player	GP	GS	Min	G	A	Career Caps/Goals
Eddie Johnson	17*	9	921	5	1	61/19
Clint Dempsey	10	10	899	6	2	101/36
Brad Evans	10	9	774	1	2	16/1

*Co-led USMNT (Beasley)

WORLD CUP QUALIFIER IN SEATTLE

The U.S. National Team played its second ever World Cup Qualifier in Seattle – and first since 1976 – when Panama visited on June 11. The USMNT won, 2-0, with goals from Jozy Altidore and Sounders FC forward Eddie Johnson in front of a crowd of 40,847. The match marked the first qualifier played in Seattle since the USMNT beat Canada, 2-0, on October 20, 1976, in front of a crowd of 17,675 at the Kingdome. CenturyLink Field previously hosted the USMNT for the CONCACAF Gold Cup in 2005 and 2009.

U.S. Men's National Team in Seattle

* USA is 7-2-1 all-time in Washington and has won six straight.

* Out of all the home venues for World Cup Qualifying, CenturyLink Field is the only one in which the USMNT has played in more than once and never lost or tied, with a record of 5-0-0.

* The USMNT played at CenturyLink Field on July 4, 2009, a 4-0 victory against Grenada in the opener of the CONCACAF Gold Cup.

* The 4-0 margin of victory in the USMNT's 2009 Gold Cup match at CenturyLink Field is tied for its largest margin of victory in the state of Washington. The USMNT also beat Honduras 4-0 on March 2, 2002, at SAFECO Field.

* The U.S. is currently on a six-game winning streak in Seattle, outscoring its opponents 18-1 during that span.

* In the 4-1 victory against Cuba in the 2005 CONCACAF Gold Cup, current USMNT veterans Clint Dempsey and DaMarcus Beasley each tallied goals.

SOUNDERS FC ALL-TIME LEADERS (MLS)

CAREER			SINGLE SEASON		
GAMES	STARTED	MINUTES	GAMES	STARTED	MINUTES
139 Alonso	135 Alonso	11,839 Alonso	34 Keller, 2011	34 Keller, 2011	3,060 Keller, 2011
119 Montero	109 Montero	9,450 Montero	33 Alonso, 2011	32 Alonso, 2011	2,891 Alonso, 2011
112 Evans	103 Evans	8,900 Evans	33 Montero, 2012	30 Alonso, 2012	2,710 Yedlin, 2013
108 Hurtado	103 Hurtado	9,123 Hurtado	33 Rosales, 2013	30 Keller, 2010	2,688 Alonso, 2012
98 Gonzalez	93 Keller	8,309 Keller	31 Yedlin, 2013	30 Yedlin, 2013	2,655 Keller, 2010
GOALS	ASSISTS	SHOTS	GOALS	ASSISTS	SHOTS
47 Montero	34 Rosales	411 Montero	14 Johnson, 2012	13 Rosales, 2012	126 Montero, 2012
22 Johnson	34 Montero	180 Alonso	13 Montero, 2012	13 Rosales, 2011	108 Montero, 2011
18 Zakuani	19 Evans	141 Evans	12 Montero, 2011	10 Montero, 2010	91 Montero, 2010
17 Evans	14 Zakuani	123 Johnson	12 Montero, 2009	9 Montero, 2011	86 Montero, 2009
13 Fernandez	12 3 players tied	116 Zakuani	10 2 players tied	9 Ljungberg, 2009	72 Johnson, 2012
13 Neagle					
WINS	SAVES	SHUTOUTS	WINS	SAVES	SHUTOUTS
44 Keller	270 Keller	30 Keller	18 Keller, 2011	110 Keller, 2011	11 Keller, 2010
24 Gspurning	135 Gspurning	18 Gspurning	14 Keller, 2010	82 Keller, 2010	10 Keller, 2009
3 Meredith	20 Meredith	3 Meredith	12 Gspurning, 2013	78 Keller, 2009	10 Gspurning, 2013
			12 2 other times	76 Gspurning, 2013	

U-18

The 2012-13 Sounders FC U-18 squad saw more success than any Sounders U-18 team to date after earning an eighth-place national finish. The Rave Green went 18-10-7 over the course of the season (including playoffs), including two seven-match unbeaten streaks, a plus-21 goal differential, and a 6-1-1 record to close out the regular season. An offensive juggernaut, they scored 87 goals (2.49 per match) over the course of the season and netted four goals or more 10 times.

At the USSDA Playoff Showcase in Dallas, the U-18's went unbeaten (2-0-1) in Group 2, advancing to Academy Finals Week, where they unfortunately fell in all four matches—including once to eventual champion New York Red Bulls—en route to an eight place finish, the second best finish all-time for Sounders FC Academy (U-16s finished fifth in 2010).

2012-13 U-18 USSDA NW Division Standings (incl. playoffs)

Team	Points	Record
1. Vancouver Whitecaps FC	73	23-8-4
2. De Anza Force	64	19-9-7
3. Seattle Sounders FC	61	18-10-7
4. San Jose Earthquakes	53	17-12-2
5. Portland Timbers	35	10-13-5
6. Crossfire Premiere	33	10-15-3
7. Santa Cruz Breakers	25	6-15-7
8. Cal Odyssey	16	5-22-1
9. San Juan Soccer Club	14	3-20-5

2012-13 Sounders FC U-18 Points Leaders

Player	P	G	A
Jordan Morris	70	28	14
David Olsen	31	13	5
Henry Wingo	23	8	7
Ike Crook	21	6	9
Kenny Sweet	17	7	3

U-16

The often red-hot Sounders FC U-16 squad compiled an impressive 2012-13 resume, including an overall record of 18-6-7 and a second-place finish in the USSDA Northwest Division. The U-16s finished the regular season with a 10-match unbeaten streak (9-0-1) and lost just once (13-1-4) in the final 18 games before the playoffs. Dominant throughout the regular season, they finished with a plus-33 goal differential and allowed a division-low 31 goals. During the squad's 10-match unbeaten streak to end the season, the U-16's outscored opponents 22-5.

At the USSDA Playoff Showcase, the U-16's came within one game of advancing to Academy Finals Week, but were eliminated in the final game by the Crew Soccer Academy Wolves.

2012-13 U-16 USSDA NW Division Standings (incl. playoffs)

Team	Points	Record
1. De Anza Force	75	22-4-9
2. Seattle Sounders FC	61	18-6-7
3. Crossfire Premiere	53	16-10-5
4. Portland Timbers	44	12-8-8
5. San Jose Earthquakes	39	11-11-6
6. Vancouver Whitecaps FC	27	8-17-3
7. San Juan Soccer Club	24	6-16-6
8. Santa Cruz Breakers	24	6-16-6
9. Cal Odyssey	18	5-20-3

2012-13 Sounders FC U-16 Points Leaders

Player	P	G	A
Denis Kalamar	32	14	4
Sean Bowman	17	6	5
Vic Mansaray	15	7	1
Elliot Havens	15	7	1
Jose Ramos	15	6	3

MORRIS NAMED U-18 PLAYER OF THE YEAR

After a stellar season in which he finished second in the nation with 28 goals, Sounders FC Academy forward Jordan Morris was named the 2012-13 USSDA National U-18 Player of the Year in July by U.S. Soccer. In addition to his goal-scoring, the Mercer Island native led the Sounders FC U-18's with 14 assists en route to an eighth-place finish at Academy Finals Week. First named the West Conference player of the year, Morris then beat out other regional winners Matt Miazga (NY) from the East Conference and Kellyn Acosta (DAL) from the Central Conference for the national award. For his achievements, the 2012 Gatorade Player of the Year for Washington earned a spot in U.S. U-20 National Team training camp and the Toulon Tournament in France this summer.

ACADEMY ALUMNI EXCELLING AT THE COLLEGE LEVEL

With 53 alumni currently playing collegiate soccer, the Sounders FC Academy is seeing its influence spread across the country in many major conferences. Led by five at the University of Washington, all of these potential future-Sounders are making their impact on the college scene.

2013 Academy Standouts

Darwin Jones, Washington - The junior has six goals and four assists in his first season for the Huskies, helping them to the Pac-12 title and a No. 2 seed in the NCAA Tournament. The Des Moines native was named a First Team All Pac-12 selection and scored the opening goal in the third round NCAA Tournament win over Seattle University.

Aaron Kovar, Stanford - The 2012 Pac-12 Freshman of the Year scored two goals and six assists for the Cardinal as a sophomore, earning an Honorable Mention All Pac-12 selection.

Jordan Morris, Stanford - Named a First Team All Pac-12 selection, Morris had six goals and led the Cardinal with seven assists in his first season in Palo Alto.

Sean Okoli, Wake Forest - An All-ACC First Team selection as a junior, the Federal Way native led the Deamon Deacons with nine goals, giving him 24 goals and eight assists in 60 career matches.

FINAL 2013 SOUNDERS FC ALPHABETICAL ROSTER

No.	Name	Pos.	Ht.	Wt.	Citizenship	College	Pronunciation Guide
6	Alonso, Osvaldo	M	5-11	155	USA	-	ahs-VAHL-doe
28	Bates, Will	F	6-0	185	USA	Virginia	-
8	Burch, Marc	D	6-1	180	USA	Maryland	-
14	Caskey, Alex	M	5-10	152	USA	Davidson	-
2	Dempsey, Clint	M/F	6-1	170	USA	Furman	-
16	Estrada, David	F/M	5-8	155	USA	UCLA	-
3	Evans, Brad	M	6-1	170	USA	UC Irvine	-
15	Gavin, Blair	M	6-0	165	USA	Akron	-
12	Gonzalez, Leo	D	6-1	174	Costa Rica	-	-
1	Gspurning, Michael	GK	6-5	205	Austria	-	guh-SHPOORN-ing
24	Hahnemann, Marcus	GK	6-3	220	USA	SPU	HAWN-uh-muhn
34	Hurtado, Jhon Kennedy	D	6-0	183	Colombia	-	JON her-TOD-oh
4	Ianni, Patrick	D	6-1	183	USA	UCLA	ee-AWN-ee
7	Johnson, Eddie	F	6-0	179	USA	-	-
21	Joseph, Shalrie	M	6-3	180	Grenada	St. John's	shall-ree
32	Lund, Philip	M/F	5-9	159	Denmark	-	-
9	Martins, Obafemi	F	5-7	154	Nigeria	-	Oh-bah-fem-ee
26	Moffat, Adam	M	6-0	180	Scotland	-	-
27	Neagle, Lamar	M	5-11	165	USA	UNLV	NAY-gull
10	Rosales, Mauro	M	5-8	165	Argentina	-	MOU-ro roh-SAH-les
33	Remick, Dylan	D	6-0	165	USA	Brown	-
25	Rose, Andy	M	6-2	170	United Kingdom	UCLA	-
20	Scott, Zach	D	5-11	175	USA	Gonzaga	-
19	Traore, Djimi	D	6-3	191	Mali	-	jimmy try-OR-ay
17	Yedlin, DeAndre	D	5-8	160	USA	Akron	YED-lin
11	Zakuani, Steve	M	6-0	160	United Kingdom	Akron	zak-uh-WAH-nee
22	Zavaleta, Eriq	F	6-1	185	USA	Indiana	Zah-va-let-uh

DISABLED LIST

29	Ford, Josh	GK	6-0	180	USA	Connecticut	-
----	------------	----	-----	-----	-----	-------------	---

ON LOAN

	Montero, Fredy	F	5-9	160	Columbia	-	mon-TARE-oh
--	----------------	---	-----	-----	----------	---	-------------

COACHING STAFF

Head Coach: Sigi Schmid (13th MLS season, 5th in Seattle)

Top Assistant Coach: Brian Schmetzer

Goalkeeper Coach: Top Dutra

Assistant Coach: Ezra Hendrickson

Assistant Coach/Scout: Kurt Schmid

Fitness Coach: David Tenney

FINAL 2013 SOUNDERS FC NUMERICAL ROSTER

No.	Name	Pos.	Ht.	Wt.	Birthdate	Hometown	Previous Club
1	Michael Gspurning	GK	6-5	205	5/2/1981	Graz, Austria	Skoda Xanthi FC (Greece)
2	Clint Dempsey	M/F	6-1	170	3/9/1983	Nacogdoches, Texas	Tottenham (England)
3	Brad Evans	M	6-1	170	4/20/1985	Phoenix, Ariz.	Columbus
4	Patrick Ianni	D	6-1	183	6/15/1985	Lodi, Calif.	Houston
6	Oswaldo Alonso	M	5-11	155	11/11/1985	San Cristobal, Cuba	Charleston (USL-1)
7	Eddie Johnson	F	6-0	179	3/31/1984	Daytona Beach, Florida	Fulham (England)
8	Marc Burch	D	6-1	180	5/7/1984	Cincinnati, Ohio	D.C. United
9	Obafemi Martins	F	5-7	154	10/28/84	Lagos, Nigeria	Levante (ESP)
10	Mauro Rosales	M	5-8	165	2/24/1981	Villa Maria, Argentina	River Plate (Argentina)
11	Steve Zakuani	M	6-0	160	2/9/1988	London, England	Akron (NCAA)
12	Leo Gonzalez	D	6-1	174	11/21/1980	San Jose, Costa Rica	Liberia Mia (C.R.)
14	Alex Caskey	M	5-10	152	7/22/1988	Dunwoody, Georgia	Charleston (USL Pro)
15	Blair Gavin	M	6-0	165	1/8/1989	Scottsdale, Arizona	Bradenton Academics (PDL)
16	David Estrada	F/M	5-8	155	2/4/1988	Salinas, Calif.	UCLA (NCAA)
17	DeAndre Yedlin	D	5-8	160	7/9/1993	Seattle, Wash.	Akron (NCAA)
19	Djimi Traore	D	6-3	191	3/1/1980	Paris, France	Marseille (France)
20	Zach Scott	D	5-11	175	7/2/1980	Haiku, Hawaii	Seattle (USL-1)
21	Shalrie Joseph	M	6-3	180	5/24/1978	Saint George, Grenada	Chivas USA
22	Eriq Zavaleta	F	6-1	185	8/2/1992	Westfield, Ind.	San Antonio Scorpions FC (NASL)
24	Marcus Hahnemann	GK	6-3	220	6/15/1972	Seattle, Wash.	Everton (England)
25	Andy Rose	M	6-2	170	2/13/1990	Bristol, England	UCLA (NCAA)
26	Adam Moffat	M	6-0	180	5/15/1986	Glasgow, Scotland	Houston
27	Lamar Neagle	M	5-11	165	5/7/1987	Federal Way, Wash.	Montreal
28	Will Bates	F	6-0	185	4/1/1991	Chester, Virginia	Virginia (NCAA)
32	Philip Lund	M/F	5-9	159	9/5/1989	Vejle, Denmark	FC Fyn (DEN)
33	Dylan Remick	D	6-0	165	5/19/1991	Inverness, Ill.	Brown (NCAA)
34	Jhon Kennedy Hurtado	D	6-0	183	5/16/1984	Palmira, Colombia	Deportivo Cali (Colombia)

DISABLED LIST

29	Josh Ford	GK	6-0	180	11/6/1987	Liverpool, N.Y.	Connecticut (NCAA)
----	-----------	----	-----	-----	-----------	-----------------	--------------------

ON LOAN

Fredy Montero	F	5-9	160	7/26/1987	Barranquilla, Colombia
---------------	---	-----	-----	-----------	------------------------

CURRENT CLUB

Sporting CP (Portugal)

COACHING STAFF

Head Coach: Sigi Schmid (13th MLS season, 5th in Seattle)

Top Assistant Coach: Brian Schmetzer

Goalkeeper Coach: Top Dutra

Assistant Coach: Ezra Hendrickson

Assistant Coach/Scout: Kurt Schmid

Fitness Coach: David Tenney

FINAL 2013 SOUNDERS FC POSITIONAL ROSTER

No.	Name	Pos.	Ht.	Wt.	Birthdate	Hometown	Previous Club
GOALKEEPERS (3)							
1	Michael Gspurning	GK	6-5	205	5/2/1981	Graz, Austria	Skoda Xanthi FC (Greece)
24	Marcus Hahnemann	GK	6-3	220	6/15/1972	Seattle, Wash.	Everton (England)
29	Josh Ford	GK	6-0	180	11/6/1987	Liverpool, N.Y.	Connecticut (NCAA)
DEFENDERS (8)							
4	Patrick Ianni	D	6-1	183	6/15/1985	Lodi, Calif.	Houston
8	Marc Burch	D	6-1	180	5/7/1984	Cincinnati, Ohio	D.C. United
12	Leo Gonzalez	D	6-1	174	11/21/1980	San Jose, Costa Rica	Liberia Mia (C.R.)
17	DeAndre Yedlin	D	5-8	160	7/9/1993	Seattle, Wash.	Akron (NCAA)
19	Djimi Traore	D	6-3	191	3/1/1980	Paris, France	Marseille (France)
20	Zach Scott	D	5-11	175	7/2/1980	Haiku, Hawaii	Seattle (USL-1)
33	Dylan Remick	D	6-0	165	5/19/1991	Inverness, Ill.	Brown (NCAA)
34	Jhon Kennedy Hurtado	D	6-0	183	5/16/1984	Palmira, Colombia	Deportivo Cali (Colombia)
MIDFIELDERS (12)							
2	Clint Dempsey	M/F	6-1	170	3/9/1983	Nacogdoches, Texas	Tottenham (England)
3	Brad Evans	M	6-1	160	4/20/1985	Phoenix, Ariz.	Columbus
6	Oswaldo Alonso	M	5-11	155	11/11/1985	San Cristobal, Cuba	Charleston (USL-1)
10	Mauro Rosales	M	5-8	165	2/24/1981	Villa Maria, Argentina	River Plate (Argentina)
11	Steve Zakuani	M	6-0	160	2/9/1988	London, England	Akron (NCAA)
14	Alex Caskey	M	5-10	152	7/22/1988	Dunwoody, Georgia	Charleston (USL Pro)
15	Blair Gavin	M	6-0	165	1/8/1989	Scottsdale, Ariz.	Bradenton Academics (PDL)
21	Shalrie Joseph	M	6-3	180	5/24/1978	Saint George, Grenada	Chivas USA
25	Andy Rose	M	6-2	170	2/13/1990	Bristol, England	UCLA (NCAA)
26	Adam Moffat	M	6-0	180	5/15/1986	Glasgow, Scotland	Houston
27	Lamar Neagle	M/F	5-11	165	5/7/1987	Federal Way, Wash.	Montreal
32	Philip Lund	M/F	5-9	159	9/5/1989	Vejle, Denmark	FC Fyn (DEN)
FORWARDS (5)							
7	Eddie Johnson	F	6-0	179	3/31/1984	Daytona Beach, Florida	Fulham (England)
9	Obafemi Martins	F	5-7	154	10/28/1984	Lagos, Nigeria	Levante (Spain)
16	David Estrada	F/M	5-8	155	2/4/1988	Salinas, Calif.	UCLA (NCAA)
22	Eriq Zavaleta	F	6-1	185	8/2/1992	Westfield, Ind.	Indiana (NCAA)
28	Will Bates	F	6-0	185	4/1/1991	Chester, Virginia	Virginia (NCAA)
ON LOAN							CURRENT CLUB
	Fredy Montero	F	5-9	160	7/26/1987	Barranquilla, Colombia	Sporting CP (Portugal)

PRONUNCIATION GUIDE

- 1 Michael Gspurning (guh-SHPOORN-ing)
- 4 Patrick Ianni (ee-AWN-ee)
- 6 Oswaldo Alonso (ahs-VAHL-doe)
- 9 Obafemi Martins (Oh-bah-fem-ee)
- 10 Mauro Rosales (MOU-ro Roh Sah-les)
- 11 Steve Zakuani (zak-uh-WAH-nee)
- 17 DeAndre Yedlin (YED-lin)
- 19 Djimi Traore (jimmy try-OR-ay)
- 21 Shalrie Joseph (shall-ree)
- 22 Eriq Zavaleta (Zah-va-let-uh)
- 24 Marcus Hahnemann (HAWN-uh-mun)
- 27 Lamar Neagle (Nay-gull)
- 34 Jhon Kennedy Hurtado (JON her-TOD-oh)

2013 TRANSACTIONS

DATE	TRANSACTION	PLAYER	DATE	TRANSACTION	PLAYER
Jan. 11	Signed to contract	D DeAndre Yedlin	March 21	Signed to contract	D Ashani Fairclough M Philip Lund
Jan. 17	Selected in MLS SuperDraft	F Eriq Zavaleta D Dylan Remick	April 19	Waived	D Andrew Duran
Jan. 21	Loaned out	F Fredy Montero	April 19	Signed to contract	F Will Bates
Jan. 22	Selected in MLS Supplemental Draft	F Will Bates M Kevin Durr M Kevin Olali M Lebogang Moloto F Jennings Rex	May 2	Placed on disabled list	GK Josh Ford
Jan. 27	Acquired from Montreal	M Lamar Neagle	May 10	Loaned out	F Will Bates
Feb. 19	Acquired from Chivas USA	M Shalrie Joseph No. 3 allocation ranking 2014 second-round SuperDraft pick 2015 second-round SuperDraft pick	May 12	Recalled from loan	F Will Bates
Feb. 20	Traded to Portland Acquired from Portland	Rights to D Mikael Silvestre 2014 first-round Supplemental Draft Pick	June 10	Loaned out	F Eriq Zavaleta
Feb. 22	Signed to contract	D Dylan Remick	June 12	Placed on disabled list	M Steve Zakuani
Feb. 23	Signed to contract	D Djimi Traore	June 27	Waived	D Ashani Fairclough
March 1	Traded to San Jose Acquired from San Jose	M Cordell Cato 2014 Supplemental Draft pick	July 11	Recalled from loan	F Eriq Zavaleta
March 2	Bought out contract	M Christian Tiffert	July 11	Added on loan	GK Andrew Weber
March 7	Waived	F Babayeke Sodade	July 24	Waived	FW Sammy Ochoa
March 15	Signed to contract	F Obafemi Martins	Aug. 1	Signed to new contract	M Shalrie Joseph
March 21	Waived	D Adam Johansson	Aug. 3	Signed to DP contract	M Clint Dempsey
			Aug. 21	Signed to contract	M Blair Gavin
			Sept. 12	Activated from DL	M Steve Zakuani
			Sept. 13	Traded to Houston Acquired from Houston	M Servando Carrasco and 2014 second-round SuperDraft pick M Adam Moffat
			Nov. 19	Signed to DP contract	M Osvaldo Alonso
			Nov. 20	Signed to contract	M Brad Evans

HOW SOUNDERS FC WAS BUILT

YEAR	MLS EXPANSION DRAFT	MLS SUPERDRAFT/ SUPPLEMENTAL	MLS RE-ENTRY DRAFT	MLS ALLOCATION/ LOTTERY	INTERNATIONAL/ FREE AGENT	DESIGNATED PLAYER/ HOMEGROWN	TRADE
2013		Zavaleta (SD 1) Remick (SD 2) Bates (Supp 1)			Gavin (FA) Lund (I) Traore (I)	Dempsey (DP) Martins (DP) Yedlin (HG)	Joseph (CHV) Moffat (HOU) Neagle (MTL)
2012		Rose (Supp 1)	Burch (stage 2, rd 1)	Hahnemann (A)	Gspurning (I)		Johnson (MTL)
2011		Caskey (SD 3) Ford (Supp 1)				Rosales (DP)	
2010		Estrada (SD 1)					
2009	Evans (CLB)	Zakuani (SD 1)			Alonso (I) Gonzalez (I) Hurtado (I) Scott (FA)		Ianni (Hou)

MLS PARTICIPATION

Game	1	2	3	4	5	6	7	8	9	10	11	12	13	14	15	16	17	18
Date	3/2	3/16	3/23	3/30	4/13	4/20	5/4	5/8	5/11	5/18	5/26	6/1	6/8	6/22	7/3	7/6	7/13	7/20
Opponent	MTL	POR	@SJ	@RSL	NE	@COL	@PHI	@KC	SJ	DAL	@LA	@CHV	VAN	@RSL	DC@VAN	@SJ	COL	
Alonso, Osvaldo	SUS	CM	CM	CM	CM	CM	IN	CM	CM	CM	IN	CM	IN	IN	IN	IN	CM	CM
Bates, Will	-	-	-	-	-	IN	IN	IN	IN	IN	IN	IN	IN	IN	IN	IN	IN	IN
Burch, Marc	IN	LD	18	LD	18	m	IN	IN	IN	18	18	lm	lm	18	18	18	LM	LM
Carrasco, Servando	ld	18	18	IN	IN	IN	CM	CM	CM	CM	CM	CM	CM	CM	CM	CM	CM	CM
Caskey, Alex	cm	lm	rm	18	LM	lm	LM	lm	IN	18	18	18	LM	18	IN	IN	IN	IN
Dempsey, Clint	-	-	-	-	-	-	-	-	-	-	-	-	-	-	-	-	-	-
Duran, Andrew	IN	IN	IN	IN	IN	-	-	-	-	-	-	-	-	-	-	-	-	-
Estrada, David	IN	IN	F	f	IN	IN	rm	F	f	18	f	rm	rm	f	18	18	18	lm
Evans, Brad	CM	IN	IN	CM	IN	RM	CM	RM	LM	RM	LM	INTL	INTL	CM	LM	RM	RM	rm
Fairclough, Ashani	-	-	IN	IN	IN	IN	IN	IN	IN	IN	IN	IN	IN	IN	-	-	-	-
Ford, Josh	IN	IN	IN	IN	IN	IN	DL	DL	DL	DL	DL	DL	DL	DL	DL	DL	DL	DL
Gavin, Blair	-	-	-	-	-	-	-	-	-	-	-	-	-	-	-	-	-	-
Gonzalez, Leo	LD	18	LD	18	LD	LD	LD	LD	LD	LD	LD	LD	LD	LD	LD	LD	LD	LD
Gspurning, Michael	GK	GK	GK	GK	GK	GK	GK	GK	GK	GK	GK	GK	GK	GK	GK	GK	GK	IN
Hahnemann, Marcus	18	18	18	18	18	18	18	18	SUS	18	18	18	18	18	18	18	IN	IN
Herrick, Doug	-	-	-	-	-	-	-	-	18	-	-	-	-	-	-	-	-	18
Hurtado, Jhon Kennedy	CD	CD	CD	CD	CD	CD	CD	CD	18	CD	CD	18	18	CD	CD	CD	cd	CD
Ianni, Patrick	IN	IN	IN	IN	IN	IN	18	18	18	IN	IN	IN	18	IN	18	18	18	18
Johansson, Adam	IN	IN	-	-	-	-	-	-	-	-	-	-	-	-	-	-	-	-
Johnson, Eddie	F	F	INTL	F	IN	IN	F	F	F	F	F	INTL	INTL	F	F	F	F	INTL
Joseph, Shalrie	IN	IN	IN	IN	CM	CM	IN	IN	18	cm	CM	IN	IN	cm	cm	CM	IN	IN
Lund, Philip	-	-	IN	IN	f	IN	IN	IN	IN	IN	IN	IN	18	IN	IN	IN	IN	IN
Martinez, Mario	RM	RM	INTL	IN	rm	18	lm	LM	rm	LM	rm	LM	INTL	lm	-	-	-	-
Martins, Obafemi	-	f	INTL	F	IN	F	IN	IN	f	f	F	F	F	F	F	F	IN	F
Moffat, Adam	-	-	-	-	-	-	-	-	-	-	-	-	-	-	-	-	-	-
Neagle, Lamar	IN	IN	lm	IN	F	F	F	SUS	F	F	lm	F	F	LM	lm	LM	F	F
Ochoa, Sammy	f	F	F	f	18	18	IN	IN	IN	IN	IN	18	18	IN	IN	IN	18	18
Remick, Dylan	18	IN	IN	IN	IN	IN	IN	18	IN	IN	IN	IN	IN	IN	IN	IN	IN	18
Rosales, Mauro	F	rm	RM	RM	RM	f	RM	f	RM	IN	RM	RM	RM	RM	RM	rm	rm	RM
Rose, Andy	CM	CM	CM	cm	cm	IN	cm	18	IN	IN	IN	cm	CM	18	CM	18	IN	IN
Scott, Zach	CD	18	18	18	18	18	18	RD	CD	ld	18	CD	CD	RD	RD	RD	CD	CD
Traore, Djimi	18	CD	CD	CD	CD	CD	CD	CD	CD	CD	CD	CD	CD	CD	CD	CD	CD	IN
Weber, Andrew	-	-	-	-	-	-	-	-	-	-	-	-	-	-	-	-	gk	GK
Yedlin, DeAndre	RD	RD	RD	RD	RD	RD	RD	SUS	RD	RD	RD	RD	RD	INTL	IN	rd	RD	RD
Zakuani, Steve	LM	LM	LM	LM	F	LM	IN	IN	IN	IN	IN	IN	IN	DL	DL	DL	DL	DL
Zavaleta, Eriq	18	IN	f	IN	IN	IN	18	18	IN	IN	IN	IN	IN	IN	IN	IN	f	f

LEGEND

GS Games Started

GP Games Played

18 Did not play but was included on 18-man gameday squad

IN Inactive

INTL International Duty

SUSP Suspended

DL Disabled List

Uppercase Started

Lowercase Substitute

GK Goalkeeper

RD Right Defender

CD Center Defender

LD Left Defender

RM Right Midfielder

CM Center Midfielder

LM Left Midfielder

F Forward

MLS PARTICIPATION

Game	19	20	21	22	23	24	25	26	27	28	29	30	31	32	33	34			
Date	7/28	8/3	8/10	8/17	8/25	8/31	9/4	9/7	9/13	9/21	9/29	10/5	10/9	10/13	10/19	10/27	2013 Totals		
Opponent	CHV	DAL	@TOR	@HOU	POR	@CLB	CHV	CHI	RSL	@LA	NY	@COL	VAN	@POR	@DAL	LA	GP	GS	18
Alonso, O.	CM	CM	CM	CM	CM	CM	CM	CM	CM	CM	CM	CM	CM	CM	SUSP	CM	26	26	0
Bates, W.	IN	IN	IN	IN	IN	IN	IN	IN	IN	IN	IN	IN	IN	IN	IN	IN	0	0	0
Burch, M.	LM	lm	lm	LM	18	lm	LM	LM	LM	lm	LD	LD	LD	18	18	LD	20	13	10
Carrasco, S.	cm	cm	18	18	cm	cm	CM	cm	-	-	-	-	-	-	-	-	19	13	4
Caskey, A.	IN	IN	IN	IN	IN	IN	18	18	18	IN	IN	18	-	LM	LM	18	10	5	10
Dempsey, C.	-	-	f	F	F	F	INTL	INTL	f	-	IN	IN	cm	F	F	CM	9	6	0
Duran, A.	-	-	-	-	-	-	-	-	-	-	-	-	-	-	-	-	0	0	0
Estrada, D.	rm	IN	IN	IN	IN	18	F	rm	lm	18	18	18	LM	rm	lm	IN	17	4	8
Evans, B.	CM	CM	CM	rm	RM	CM	IN	IN	IN	rm	CM	LM	INTL	INTL	CM	RM	24	21	0
Fairclough, A.	-	-	-	-	-	-	-	-	-	-	-	-	-	-	-	-	0	0	0
Ford, J.	DL	DL	DL	DL	DL	DL	DL	DL	DL	DL	DL	DL	DL	DL	DL	DL	0	0	0
Gavin, B.	-	-	-	-	IN	IN	18	IN	IN	IN	IN	IN	IN	IN	IN	IN	0	0	1
Gonzalez, L.	LD	LD	LD	LD	LD	LD	SUS	LD	LD	LD	IN	IN	IN	LD	LD	IN	27	27	2
Gspurning, M.	IN	IN	18	GK	GK	GK	GK	GK	GK	GK	GK	GK	GK	18	18	GK	28	28	3
Hahnemann, M.	IN	GK	GK	18	18	18	18	18	18	18	18	18	18	GK	GK	18	4	4	25
Herrick, D.	18	-	-	-	-	-	-	-	-	-	-	-	-	-	-	-	0	0	3
Hurtado, J. K.	18	18	IN	18	CD	CD	cd	CD	CD	CD	CD	CD	CD	CD	CD	CD	27	25	6
Ianni, P.	CD	CD	CD	CD	18	18	CD	18	18	18	18	cd	cd	CD	CD	18	9	7	15
Johansson, A.	-	-	-	-	-	-	-	-	-	-	-	-	-	-	-	-	0	0	0
Johnson, E.	INTL	F	F	SUS	F	F	INTL	INTL	f	F	F	F	INTL	IN	IN	F	21	20	0
Joseph, S.	IN	IN	cm	CM	CM	IN	IN	IN	IN	IN	IN	IN	IN	IN	IN	IN	10	6	1
Lund, P.	IN	IN	IN	IN	IN	IN	18	IN	IN	IN	IN	IN	IN	IN	IN	IN	1	0	2
Martinez, M.	-	-	-	-	-	-	-	-	-	-	-	-	-	-	-	-	10	5	1
Martins, O.	F	F	F	IN	IN	IN	IN	F	F	F	F	IN	F	IN	IN	IN	20	17	0
Moffat, A.	-	-	-	-	-	-	-	-	-	cm	cm	CM	18	CM	CM	LM	6	4	1
Neagle, L.	F	LM	LM	F	LM	LM	F	F	F	LM	LM	F	F	F	F	F	30	27	0
Ochoa, S.	-	-	-	-	-	-	-	-	-	-	-	-	-	-	-	-	4	2	6
Remick, D.	18	IN	IN	18	IN	IN	IN	IN	IN	IN	18	ld	18	-	18	IN	1	0	8
Rosales, M.	RM	RM	RM	RM	rm	RM	RM	RM	RM	RM	RM	RM	RM	RM	RM	f	33	26	0
Rose, A.	IN	18	IN	IN	IN	IN	cm	CM	CM	CM	18	cm	CM	cm	cm	cm	18	9	5
Scott, Z.	cd	cd	18	cd	CD	CD	LD	ld	CD	CD	SUSP	CD	SUSP	SUSP	18	18	21	16	10
Traore, D.	CD	CD	CD	CD	cd	cd	CD	CD	18	18	CD	IN	CD	18	IN	CD	27	25	4
Weber, A.	GK	18	IN	IN	IN	IN	-	-	-	-	-	-	-	-	-	-	3	2	1
Yedlin, D.	RD	RD	RD	RD	RD	RD	RD	RD	RD	RD	RD	RD	RD	RD	RD	RD	31	30	0
Zakuani, S.	DL	DL	DL	DL	DL	DL	DL	DL	IN	18	18	IN	lm	lm	IN	IN	8	6	2
Zavaleta, E.	18	18	18	f	18	18	f	18	IN	IN	IN	18	18	18	f	18	5	0	13

LEGEND

GS	Games Started
GP	Games Played
18	Did not play but was included on 18-man gameday squad
IN	Inactive
INTL	International Duty
SUSP	Suspended
DL	Disabled List
Uppercase	Started
Lowercase	Substitute

GK	Goalkeeper
RD	Right Defender
CD	Center Defender
LD	Left Defender
RM	Right Midfielder
CM	Center Midfielder
LM	Left Midfielder
F	Forward

SEATTLE
SOUNDERS FC

2013 SEASON REVIEW

2013 MLS STARTS: BY POSITION

[illegible]

2013 MLS STARTS: BY THE NUMBERS

Different starters: 26

Different lineups: 33

Different back line combinations: 9 (Most: Yedlin/Hurtado/Traore/Gonzalez - 7 times)

Different midfield combinations: 29 (Most: Rosales/Alonso/Evans/Neagle - 4 times)

Different forward pairings: 11 (Most: Johnson/Martins and Neagle/Martins - 9 times)

Most starts: 30 (DeAndre Yedlin)

Most starts at different positions: 4 - Right Back, Right Center Back, Left Center Back, Left Back (Zach Scott)

Youngest starter: 19 years, 7 months, 21 days (DeAndre Yedlin, vs. Montreal, 3/2/13)

Oldest starter: 41 years, 4 months, 4 days (Marcus Hahnemann, at Dallas, 10/19/13)

Tallest starter: 6-5 (Michael Gspurning)

Shortest starter: 5-7 (Obafemi Martins)

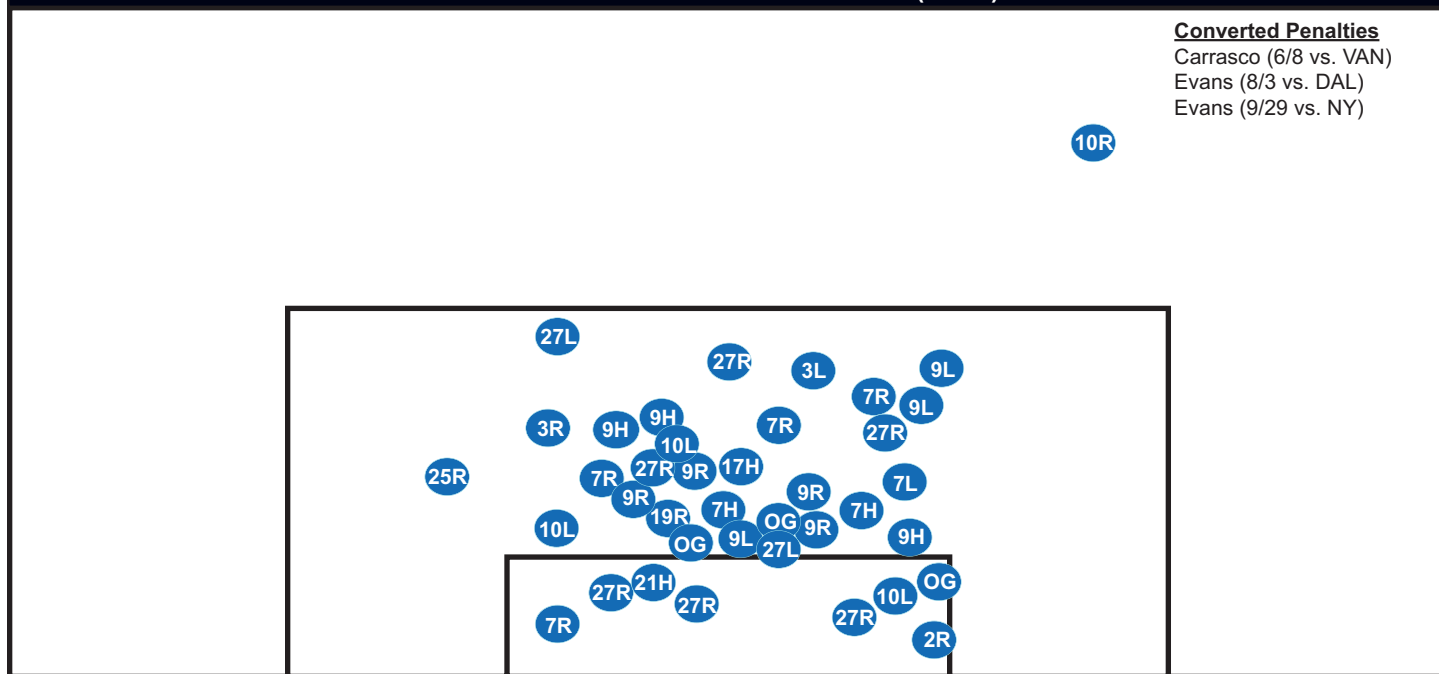
2013 SOUNDERS FC GOAL CHART (MLS)

Converted Penalties

Carrasco (6/8 vs. VAN)

Evans (8/3 vs. DAL)

Evans (9/29 vs. NY)



R - Right foot goal L - Left Foot goal H - Header Goal P - Penalty Kick OG - Opponent Own Goal

*Regular Season Only

2013 ROSTER BY CAREER TOTALS

Roster by Pro Experience (MLS Exp.)

20 - Marcus Hahnemann (5)
17 - Djimi Traore (1)
15 - Mauro Rosales (3)
14 - Leo Gonzalez (5)
13 - Michael Gspurning (2)
13 - Eddie Johnson (9)
12 - Shalrie Joseph (11)
12 - Obafemi Martins (1)
12 - Zach Scott (5)
11 - Clint Dempsey (4)
10 - Jhon Kennedy Hurtado (5)
9 - Osvaldo Alonso (5)
9 - Adam Moffat (7)
9 - Fredy Montero (4)
8 - Marc Burch (8)
8 - Patrick Ianni (8)
7 - Brad Evans (7)
5 - Philip Lund (1)
5 - Lamar Neagle (4)
5 - Steve Zakuani (5)
4 - David Estrada (4)
4 - Blair Gavin (4)
3 - Alex Caskey (2)
3 - Josh Ford (3)
2 - Andy Rose (2)
1 - Will Bates (1)
1 - Dylan Remick (1)
1 - DeAndre Yedlin (1)
1 - Eriq Zavaleta (1)

Roster by Career MLS Goals Scored

64 - Eddie Johnson
47 - Fredy Montero
40 - Shalrie Joseph
26 - Clint Dempsey
22 - Brad Evans
17 - Steve Zakuani
15 - Lamar Neagle
12 - Adam Moffat
12 - Mauro Rosales
8 - Obafemi Martins
6 - Osvaldo Alonso
5 - David Estrada
4 - Patrick Ianni
3 - Marc Burch
3 - Blair Gavin
2 - Andy Rose
1 - Alex Caskey
1 - Leo Gonzalez
1 - Jhon Kennedy Hurtado
1 - Zach Scott
1 - Djimi Traore
1 - DeAndre Yedlin
0 - Will Bates
0 - Josh Ford
0 - Michael Gspurning
0 - Marcus Hahnemann
0 - Philip Lund
0 - Dylan Remick
0 - Eriq Zavaleta

Roster by Career MLS Assists

35 - Shalrie Joseph
34 - Fredy Montero
34 - Mauro Rosales
21 - Brad Evans
18 - Eddie Johnson
17 - Marc Burch
14 - Clint Dempsey
14 - Steve Zakuani
12 - Osvaldo Alonso
8 - Lamar Neagle
6 - Adam Moffat
5 - Blair Gavin
4 - Alex Caskey
4 - Obafemi Martins
3 - Leo Gonzalez
3 - Jhon Kennedy Hurtado
3 - Patrick Ianni
3 - Andy Rose
2 - DeAndre Yedlin
1 - Michael Gspurning
1 - Zach Scott
0 - Will Bates
0 - David Estrada
0 - Josh Ford
0 - Marcus Hahnemann
0 - Philip Lund
0 - Dylan Remick
0 - Djimi Traore
0 - Eriq Zavaleta

1 MICHAEL GSPURNING GK

Height: 6-5
Weight: 205
Born: May 2, 1981
Hometown: Graz, Austria
Citizenship: Austria
Pronunciation: guh-SHPOORN-ing



MLS Games Played: 49
MLS Games with Seattle: 49

HOW ACQUIRED: Signed on December 7, 2011.

PREVIOUS CLUBS: DSV Leoben (2001-04), ASKO Pasching (2004-06), Skoda Xanthi (2007-11)

2013 HIGHLIGHTS

- Tied-fifth in MLS with 10 shutouts
- Posted the ninth-longest shutout streak (311 minutes) in MLS this season from 8/17-9/7
- Registered regular season career-high seven saves at RSL (3/30)
- Recorded eight saves in Tigres series (3/6 & 3/12) to help club advance to CCL Semifinals
- Suffered forearm injury at SJ (7/13) and missed four games (7/20-8/10)

CAREER NOTES

- Became first goalkeeper from outside of CONCACAF to lead the league in goals against average at 0.73 in 2012
- Finalist for 2012 MLS Goalkeeper of the Year and Newcomer of the Year
- Capped three times by Austrian National Team and spent 10 years playing professionally in Europe

LAST TIME:

MLS

Match: Seattle (49), played 90 minutes in 1-1 draw vs. LA, 10/27/13
 Shutout: Seattle (18), 2-0 win vs. RSL, 9/13/13
 Assist: Seattle (1), 1-1 draw at POR, 9/15/12

Playoff Match: Seattle (6), played 90 minutes in 3-2 loss at POR, 11/7/13
 Playoff Shutout: Seattle (2), 1-0 win at RSL, 11/8/12

CONCACAF

Match: Seattle (7), played 90 minutes in 1-1 draw at Santos Laguna, 4/9/13
 Shutout: None

U.S. OPEN CUP (with Seattle)

Match: Seattle (1), played 120 minutes in 1-1 draw (lost 3-2 on PK) vs. KC, 8/8/12
 Shutout: None

2013 MLS STATISTICS

GP	GS	MIN	SHTS	SV	GA	GAA	PG/PA	W-L-T	SO
28	28	2,475	114	76	35	1.27	2/2	12-9-6	10

POSTSEASON

GP	GS	MIN	SHTS	SV	GA	GAA	PG/PA	W-L-T	SO
2	2	175	8	5	3	1.54	1/1	1-1-0	0

ALL-COMPETITIONS*

GP	GS	MIN	SHTS	SV	GA	GAA	PG/PA	W-L-T	SO
33	33	2,920	137	91	41	1.26	3/3	14-11-7	10

*Includes regular season, postseason, CONCACAF and U.S. Open Cup

2 CLINT DEMPSEY M/F

Height: 6-1
Weight: 170
Born: March 9, 1983
Hometown: Nacogdoches, Texas
Citizenship: United States
College: Furman



MLS Games Played: 80
MLS Games with Seattle: 9

HOW ACQUIRED: Signed as a Designated Player on August 3, 2013.

PREVIOUS CLUBS: New England (2004-06), Fullham (2007-12), Tottenham (2012-13)

2013 HIGHLIGHTS

- Recorded first club assist in first playoff match with Seattle vs. COL (10/30)
- Scored first club goal vs. LA (10/27)
- Earned his 100th USMNT cap at Costa Rica (9/6) and is tied for team's all-time leader with 13 goals in WCQ
- Made Sounders FC debut at TOR (8/10), first start at HOU (8/17) and home debut vs. POR (8/25)
- Six goals and two assists in 10 starts for USMNT in 2013
- Scored lone goal in 1-0 win over Costa Rica in World Cup Qualifier (3/22) and three goals in two friendlies vs. Belgium (1) and Germany (2)

CAREER NOTES

- Current captain of USMNT and seven-year veteran of the EPL
- Second all-time with 36 goals, eighth with 13 assists, and 11th with 101 caps for USMNT
- Holds American record with 57 goals in EPL with Fullham and Tottenham
- 25 goals and 14 assists in 71 appearances for New England Revolution from 2004-06

LAST TIME:

MLS

Match: Seattle (80), played 90 minutes in 1-1 draw vs. LA, 10/27/13
 Goal: Seattle (26), 1-1 draw vs. LA, 10/27/13
 Assist: New England (14), 1-0 win vs. DAL, 10/14/06

Playoff Match: Seattle (12), played 90 minutes in 3-2 loss at POR, 11/7/13
 Playoff Goal: New England (1), 1-0 win vs. CHI, 11/6/05
 Playoff Assist: Seattle (3), 2-0 win vs. COL, 10/30/13

CONCACAF

Match: None

U.S. OPEN CUP (with Seattle)

Match: None

2013 MLS STATISTICS

GP	GS	MIN	G	A	P	SH	SOG	FC	FS	CK	C/E
9	6	651	1	0	2	32	7	4	23	2	1/0

POSTSEASON

GP	GS	MIN	G	A	P	SH	SOG	FC	FS	CK	C/E
3	3	270	0	1	1	14	3	4	4	10	1/0

ALL-COMPETITIONS*

GP	GS	MIN	G	A	P	SH	SOG	FC	FS	CK	C/E
12	9	921	1	1	3	46	10	8	27	12	2/0

*Includes regular season, postseason, CONCACAF and U.S. Open Cup

3 BRAD EVANS

M

Height: 6-1
Weight: 170
Born: April 20, 1985
Hometown: Phoenix, Arizona
Citizenship: United States
College: UC Irvine



MLS Games Played: 142
MLS Games with Seattle: 112

HOW ACQUIRED: Selected from Columbus in the MLS Expansion Draft on November 26, 2008. Signed multi-year contract on November 20, 2013.

PREVIOUS CLUBS: Columbus (2007-08)

2013 HIGHLIGHTS

- Second on team with five assists and tied-fourth with four goals in MLS
- Scored first-half winner in Knockout Round vs. COL (10/30)
- Converted both penalty kick attempts this season to go perfect 7/7 career
- Had two goals and two assists in three-game stretch (7/28-8/10)
- Became third player in club history to appear in 100 regular-season games (7/13)
- Started at right back for the U.S. in World Cup Qualifiers against Jamaica (6/7 and 10/11), Panama (6/11 and 10/15), and Honduras (6/18)
- Scored latest game-winner in USMNT qualifying history at Jamaica (6/7)
- Recorded two assists vs. DAL (5/18), first career multi-assist game
- Scored first goal of season at RSL (3/30)

CAREER NOTES

- Set career-high in games played and starts (29) in 2012
- Won MLS Cup 2008 with Columbus and three US Open Cups with Seattle
- Earned 13 caps for U.S. National Team

LAST TIME:

MLS

Match: Seattle (142), played 90 minutes in 1-1 draw vs. LA, 10/27/13
 Goal: Seattle (22), 1-1 draw vs. NY, 9/29/13
 Assist: Seattle (21), 2-1 win at TOR, 8/10/13

Playoff Match: Seattle (15), played 90 minutes in 3-2 loss at POR, 11/7/13
 Playoff Goal: Seattle (2), 2-0 win vs. COL, 10/30/13
 Playoff Assist: Seattle (2), 2-1 loss vs. POR, 11/2/13

CONCACAF

Match: Seattle (10), played 72 minutes in 1-0 loss vs. Santos, 4/2/13
 Goal: Seattle (3), 3-2 win at Marathon, 9/19/12
 Assist: Seattle (1), 4-1 win vs. Comunicaciones, 8/16/11

U.S. OPEN CUP (with Seattle)

Match: Seattle (6), played 51 minutes in 1-1 draw (lost 3-2 on PK) vs. KC, 8/8/12
 Goal: Seattle (1), 4-1 win vs. CHV, 7/11/12
 Assist: None

2013 MLS STATISTICS

GP	GS	MIN	G	A	P	SH	SOG	FC	FS	CK	C/E
24	21	1,761	4	5	13	37	11	22	25	6	3/0

POSTSEASON

GP	GS	MIN	G	A	P	SH	SOG	FC	FS	CK	C/E
3	3	270	1	1	3	8	2	4	6	1	0/0

ALL-COMPETITIONS*


GP	GS	MIN	G	A	P	SH	SOG	FC	FS	CK	C/E
30	27	2,220	5	6	16	46	13	28	32	8	3/0

*Includes regular season, postseason, CONCACAF and U.S. Open Cup

4 PATRICK IANNI

D

Height: 6-1
Weight: 183
Born: June 15, 1985
Hometown: Lodi, California
Citizenship: United States
Pronunciation: ee-AWN-ee
College: UCLA



MLS Games Played: 118
MLS Games with Seattle: 83

HOW ACQUIRED: Acquired via trade from the Houston Dynamo for conditional draft pick on January 26, 2009.

PREVIOUS CLUBS: Houston (MLS, 2006-08)

2013 HIGHLIGHTS

- Appeared in nine MLS matches this season, starting seven
- Made season debut vs. CHV (7/28)
- Played 698 minutes in MLS Reserve League with one goal

CAREER NOTES

- Scored 2012 MLS Goal of the Year vs. Kansas City (6/20/12)
- Member of Houston's 2006 and 2007 MLS Cup championship teams
- No. 8 overall pick in the 2006 MLS SuperDraft

LAST TIME:

MLS

Match: Seattle (118), played 90 minutes in 2-0 loss at DAL, 10/19/13
 Goal: Seattle (4), 1-1 draw vs. KC, 6/20/12
 Assist: Seattle (3), 2-1 win vs. SJ, 6/13/09

Playoff Match: Seattle (3), played 77 minutes in 2-1 loss at LA, 11/7/10
 Playoff Goal: None
 Playoff Assist: None

CONCACAF

Match: Seattle (9), played 90 minutes in 3-2 win at Marathon, 9/19/12
 Goal: None
 Assist: None

U.S. OPEN CUP (with Seattle)

Match: Seattle (12), played 118 minutes in 1-1 draw (lost 3-2 on PK) vs. KC, 8/8/12
 Goal: None
 Assist: None

2013 MLS STATISTICS

GP	GS	MIN	G	A	P	SH	SOG	FC	FS	CK	C/E
9	7	705	0	0	0	5	1	9	7	0	1/0

POSTSEASON

GP	GS	MIN	G	A	P	SH	SOG	FC	FS	CK	C/E
0	0	0	0	0	0	0	0	0	0	0	0/0

ALL-COMPETITIONS*


GP	GS	MIN	G	A	P	SH	SOG	FC	FS	CK	C/E
9	7	705	0	0	0	5	1	9	7	0	1/0

*Includes regular season, postseason, CONCACAF and U.S. Open Cup

6 OSVALDO ALONSO M

Height: 5-11
Weight: 155
Born: November 11, 1985
Hometown: San Cristóbal, Cuba
Citizenship: Cuba
Pronunciation: ahs-VAHL-doe

MLS Games Played: 139
MLS Games with Seattle: 139



HOW ACQUIRED: Signed as free agent on January 26, 2009. Signed to contract extension on February 17, 2011. Signed as a Designated Player on November 19, 2013.

PREVIOUS CLUBS: FC Pinar del Rio (Cuba, 2005-07); Charleston Battery (USL, 2008)

2013 HIGHLIGHTS

- Voted 2013 Sounders FC team MVP for fourth consecutive season
- Scored late goal vs. POR (11/2), ranking second in club history with two career playoff goals
- Named inactive 2013 MLS All-Star (7/31)
- Missed four games (6/8-7/6) due to a quad strain
- Set club record for most games played (120) in club history vs. SJ (5/11)
- Became first player in club history to start 110 matches for club vs. POR (3/16) and play 10,000 minutes vs. NE (4/13)
- Recorded first assist of season vs. DAL (5/18)

CAREER NOTES

- Named to the 2012 MLS Best XI for first time in his career, and three-time MLS All-Star (2011-13)
- First in club history with 13 appearances and 1,194 minutes in playoffs
- Earned 2012 U.S. Open Cup Player of the Tournament honors
- Granted full U.S. citizenship on June 16, 2012
- Capped 17 times by Cuban National Team and captain of U-23 team during 2008 Olympic qualifying

LAST TIME:

MLS

Match: Seattle (139), played 90 minutes in 1-1 draw vs. LA, 10/27/13
 Goal: Seattle (6), 2-1 win at COL, 7/28/12
 Assist: Seattle (12), 4-2 win vs. DAL, 5/18/13

Playoff Match: Seattle (13), played 84 minutes in 3-2 loss at POR, 11/7/13
 Playoff Goal: Seattle (2), 2-1 loss vs. POR, 11/2/13
 Playoff Assist: None

CONCACAF

Match: Seattle (20), played 90 minutes in 1-1 draw at Santos Laguna, 4/9/13
 Goal: Seattle (2), 2-2 draw at Comunicaciones, 9/27/11
 Assist: Seattle (2), 3-2 win at Marathon, 9/19/12

U.S. OPEN CUP (with Seattle)

Match: Seattle (12), played 120 minutes in 1-1 draw (lost 3-2 on PK) vs. KC, 8/8/12
 Goal: Seattle (5), 4-1 win vs. CHV, 7/11/12
 Assist: Seattle (2), 4-1 win vs. CHV, 7/11/12

2013 MLS STATISTICS

GP	GS	MIN	G	A	P	SH	SOG	FC	FS	CK	C/E
26	26	2,179	0	1	1	33	4	54	37	0	3/2

POSTSEASON

GP	GS	MIN	G	A	P	SH	SOG	FC	FS	CK	C/E
3	3	264	1	0	2	3	1	6	7	0	0/0

ALL-COMPETITIONS*

GP	GS	MIN	G	A	P	SH	SOG	FC	FS	CK	C/E
33	33	2,803	1	1	3	43	7	65	48	4	3/2

*Includes regular season, postseason, CONCACAF and U.S. Open Cup

7 EDDIE JOHNSON F

Height: 6-0
Weight: 179
Born: March 31, 1984
Hometown: Daytona Beach, Florida
Citizenship: United States

MLS Games Played: 176
MLS Games with Seattle: 49



HOW ACQUIRED: Obtained in trade with Montreal Impact on February 17, 2012.

PREVIOUS CLUBS: FC Dallas (2000-05), Kansas City (2006-07), Fulham (2007-11); loan to Cardiff City (2008-09); loan to Aris (2010); loan to Preston North End (2011)

2013 HIGHLIGHTS

- Club's Golden Boot winner for second-straight season with nine goals in MLS and 12 across all competitions
- Scored late goal in Conference Semifinal vs. POR (11/7), becoming club's all-time leader with three postseason goals (two postseason goals in 2013)
- Scored game-winner vs. Mexico (9/10) to advance USMNT to 2014 World Cup in Brazil
- Second all-time with 12 goals in WCQ in just 21 matches
- Co-leads USMNT with 17 appearances in 2013, and has scored five goals
- Scored back-to-back game-winning goals vs. POR (8/25) and at CLB (8/31) and had three game-winners overall
- Named MLS Player of the Week for brace vs. DAL (5/18)
- Scored first goal of MLS season vs. POR (3/16) and scored deciding goal in CCL Quarterfinal series vs. Tigres (3/12)

CAREER NOTES

- Second in club history with 23 goals for Sounders FC
- Named MLS Comeback Player of the Year for second time and All-Star for third time in his career in 2012
- Set club record with 14 goals in 2012, ranking sixth in MLS
- Has been capped 61 times by the U.S. National Team, scoring 19 goals

LAST TIME:

MLS

Match: Seattle (176), played 78 minutes in 1-1 draw vs. LA, 10/27/13
 Goal: Seattle (64), 5-1 loss at COL, 10/5/13
 Assist: Seattle (18), 2-1 win at TOR, 8/10/13

Playoff Match: Seattle (12), played 90 minutes in 3-2 loss at POR, 11/7/13
 Playoff Goal: Seattle (2), 2-0 win vs. COL, 10/30/13
 Playoff Assist: Kansas City (1), 4-2 win at DAL, 9/25/02

CONCACAF

Match: Seattle (6), played 61 minutes in 1-1 draw at Santos Laguna, 4/9/13
 Goal: Seattle (2), 3-1 win vs. Tigres, 3/12/13
 Assist: None

U.S. OPEN CUP (with Seattle)

Match: Seattle (3), played 120 minutes in 1-1 draw (lost 3-2 on PK) vs. KC, 8/8/12
 Goal: Seattle (1), 4-1 win vs. CHV, 7/11/12
 Assist: None

2013 MLS STATISTICS

GP	GS	MIN	G	A	P	SH	SOG	FC	FS	CK	C/E
21	20	1,725	9	2	20	51	27	19	35	0	6/0

POSTSEASON

GP	GS	MIN	G	A	P	SH	SOG	FC	FS	CK	C/E
3	3	270	2	0	4	8	3	5	8	0	1/0

ALL-COMPETITIONS*

GP	GS	MIN	G	A	P	SH	SOG	FC	FS	CK	C/E
27	26	2,235	12	2	26	63	34	30	45	0	8/0

*Includes regular season, postseason, CONCACAF and U.S. Open Cup

8 MARC BURCH D

Height: 6-1
Weight: 180
Born: May 7, 1984
Hometown: Cincinnati, Ohio
Citizenship: United States
College: Evansville; Maryland

MLS Games Played: 152
MLS Games with Seattle: 49



HOW ACQUIRED: Selected in stage two of the 2011 MLS Re-Entry Draft.

PREVIOUS CLUBS: LA Galaxy (2006), Columbus Crew (2006-07), DC United (2007-11)

2013 HIGHLIGHTS

- Recorded career-high four assists this season
- Recorded assists in consecutive games (vs. CHV, 9/4 and vs. CHI, 9/7)
- Recorded first assist of season at HOU (8/17) and first game-winning assist vs. CHV (9/4)
- Started six matches at left midfield, earning MLSSoccer.com Team of the Week honors vs. CHV (7/28) and made first start at left midfield for Sounders FC at SJ (7/13)
- Appeared in 26 of 42 matches across all competitions
- Missed three matches due to injury (5/4-11)

CAREER NOTES

- Made career-high 29 appearances in 2012
- 152 appearances and 113 starts in eight-year MLS career
- Won College Cup at Maryland in 2005

LAST TIME:

MLS

Match: Seattle (152), played 90 minutes in 1-1 draw vs. LA, 10/27/13
 Goal: DC United (3), 4-1 loss at HOU, 4/29/11
 Assist: Seattle (17), 5-1 loss at COL, 10/5/13

Playoff Match: Seattle (7), played 90 minutes in 3-2 loss at POR, 11/7/13
 Playoff Goal: None
 Playoff Assist: None

CONCACAF

Match: Seattle (13), played 7 minutes in 3-1 win vs. Tigres, 3/12/13
 Goal: None
 Assist: None

U.S. OPEN CUP (with Seattle)

Match: Seattle (5), played 90 minutes in 1-0 loss at TB, 5/29/13
 Goal: None
 Assist: None

9 OBAFEMI MARTINS F

Height: 5-7
Weight: 154
Born: October 28, 1984
Hometown: Lagos, Nigeria
Citizenship: Nigeria
Pronunciation: Oh-bah-fem-ee

MLS Games Played: 20
MLS Games with Seattle: 20



HOW ACQUIRED: Signed as Designated Player on March 15, 2013.

PREVIOUS CLUBS: Internazionale (Italy, 2001-06), Newcastle United (England, 2006-09), VfL Wolfsburg (Germany, 2009-10), Rubin Kazan (Russia, 2010-12), Birmingham City (loan; England, 2011), Levante (Spain, 2013-13)

2013 HIGHLIGHTS

- Tied second on team with eight goals, and tied-third in MLS with five game-winning goals
- Finished 10th in MLS with 0.49 goals per 90 min
- Seattle is 9-0-0 when he scores or assists
- Became fastest player in club history to score six goals (636 minutes)
- Scored in three-straight appearances from 4/20-5/18
- Scored first goal in 1-0 win at COL (4/20) and recorded first assist in 3-2 win vs. VAN (6/18)
- Made club debut vs. POR (3/16) and first start at RSL (3/30)
- Called into Nigerian National Team for World Cup Qualifier vs. Kenya (3/23)

CAREER NOTES

- Played 12 professional seasons in Europe's top leagues
- Scored 103 professional goals in 316 appearances
- Nigerian striker with 38 caps and 18 goals for national team

LAST TIME:

MLS

Match: Seattle (20), played 90 minutes in 4-1 loss vs. VAN, 10/9/13
 Goal: Seattle (8), 2-0 win vs. RSL, 9/13/13
 Assist: Seattle (4), 2-0 win vs. RSL, 9/13/13

Playoff Match: Seattle (1), played 41 minutes in 3-2 loss at POR, 11/7/13

CONCACAF

Match: None

U.S. OPEN CUP (with Seattle)

Match: Seattle (1), played 9 minutes in 1-0 loss at TB, 5/29/13

2013 MLS STATISTICS

GP	GS	MIN	G	A	P	SH	SOG	FC	FS	CK	C/E
20	13	1,158	0	4	4	8	0	13	13	26	0/0

POSTSEASON

GP	GS	MIN	G	A	P	SH	SOG	FC	FS	CK	C/E
3	1	141	0	0	0	1	0	3	1	3	1/0

ALL-COMPETITIONS*

GP	GS	MIN	G	A	P	SH	SOG	FC	FS	CK	C/E
26	15	1,397	0	4	4	9	0	17	14	29	1/0

*Includes regular season, postseason, CONCACAF and U.S. Open Cup

2013 MLS STATISTICS

GP	GS	MIN	G	A	P	SH	SOG	FC	FS	CK	C/E
20	17	1,466	8	4	20	43	16	17	28	0	0/1

POSTSEASON

GP	GS	MIN	G	A	P	SH	SOG	FC	FS	CK	C/E
1	0	41	0	0	0	0	0	0	1	1	0/0

ALL-COMPETITIONS*

GP	GS	MIN	G	A	P	SH	SOG	FC	FS	CK	C/E
22	17	1,516	8	4	20	43	16	17	29	1	0/1

*Includes regular season, postseason, CONCACAF and U.S. Open Cup

10 MAURO ROSALES M

Height: 5-8
Weight: 165
Born: February 24, 1981
Hometown: Villa Maria, Argentina
Citizenship: Argentina
Pronunciation: MOU-ro Roh-ZA-les



MLS Games Played: 86
MLS Games with Seattle: 86

HOW ACQUIRED: Signed on March 18, 2011. Re-signed on December 13, 2011 as a Designated Player.

PREVIOUS CLUBS: Newell's Old Boys (1999-2004), Ajax (2004-07), River Plate (2007-10)

2013 HIGHLIGHTS

- Tied club record with 34th career assist at LA (9/21)
- Led team with eight assists and tied-fourth with career-high four goals
- Led team with 33 MLS appearances, setting a new career high
- Tied-first in MLS with five game-winning assists
- Sounders FC is 24-2-8 all-time in MLS when Rosales scores or assists
- Scored and assisted in two straight starts at PHI (5/4) and vs. SJ (5/11)
- Recorded first goal of season at PHI (5/4) and first assist at RSL (3/30)

CAREER NOTES

- Set club record with 13 assists in each of first two seasons
- Named MLS Newcomer of the Year in 2011
- Has played nearly 400 matches in South America and Europe

LAST TIME:

MLS

Match: Seattle (86), played 12 minutes in 1-1 draw vs. LA, 10/27/13
 Goal: Seattle (12), 4-1 loss vs. VAN, 10/9/13
 Assist: Seattle (34), 1-1 draw at LA, 9/21/13

Playoff Match: Seattle (4), played 32 minutes in 3-2 loss at POR, 11/7/13
 Playoff Goal: None
 Playoff Assist: None

CONCACAF

Match: Seattle (9), played 31 minutes in 1-1 draw at Santos Laguna, 4/9/13
 Goal: None
 Assist: Seattle (2), 2-1 win vs. Santos Laguna, 3/7/12

U.S. OPEN CUP (with Seattle)

Match: Seattle (2), played 120 minutes in 1-1 draw (lost 3-2 on PK) vs. KC, 8/8/12
 Goal: None
 Assist: None

11 STEVE ZAKUANI M

Height: 6-0
Weight: 160
Born: February 9, 1988
Hometown: London, England
Citizenship: United Kingdom
Pronunciation: zak-uh-WAH-nee
College: Akron



MLS Games Played: 80
MLS Games with Seattle: 80

HOW ACQUIRED: Selected with the 1st overall pick in the MLS SuperDraft, January 15, 2009.

2013 HIGHLIGHTS

- Played vs. VAN (10/9) and at POR (10/13), his first action since April 20
- Underwent successful sports hernia surgery on right side and placed on disabled list (6/12); removed from disabled list (9/12)
- Record first assist of season vs. POR (3/16) and recorded first career CCL assist on deciding goal vs. Tigres (3/12)

CAREER NOTES

- Missed over 14 months (4/11-7/12) due to leg injury, and made first appearance vs. COL (7/7/12)
- Finished 2010 season as team's co-leader with 10 goals and recorded a career-high six assists
- Top selection in 2009 MLS SuperDraft

LAST TIME:

MLS

Match: Seattle (80), played 13 minutes in 1-0 loss at POR, 10/13/13
 Goal: Seattle (17), 2-1 loss vs. SJ, 9/22/12
 Assist: Seattle (14), 1-1 draw vs. POR, 3/16/13

Playoff Match: Seattle (7), played 81 minutes in 2-1 win vs. LA, 11/18/12
 Playoff Goal: Seattle (1), 1-2 loss at LA, 11/7/10
 Playoff Assist: None

CONCACAF

Match: Seattle (7), played 77 minutes in 1-1 draw at Santos Laguna, 4/9/13
 Goal: Seattle (1), 3-1 win vs. Marathon, 10/24/12
 Assist: Seattle (1), 3-1 win vs. Tigres, 3/12/13

U.S. OPEN CUP

Match: Seattle (7), played 89 minutes in 2-1 win vs. CLB, 10/5/10
 Goal: None
 Assist: Seattle (3), 2-1 win vs. CLB, 10/5/10

2013 MLS STATISTICS

GP	GS	MIN	G	A	P	SH	SOG	FC	FS	CK	C/E
33	26	2,175	4	8	16	24	7	20	43	100	2/0

POSTSEASON

GP	GS	MIN	G	A	P	SH	SOG	FC	FS	CK	C/E
2	0	59	0	0	0	0	0	2	5	5	0/0

ALL-COMPETITIONS*

GP	GS	MIN	G	A	P	SH	SOG	FC	FS	CK	C/E
39	28	2,405	4	8	16	25	7	21	55	114	2/0

*Includes regular season, postseason, CONCACAF and U.S. Open Cup

2013 MLS STATISTICS

GP	GS	MIN	G	A	P	SH	SOG	FC	FS	CK	C/E
8	6	492	0	1	1	10	2	7	8	0	0/0

POSTSEASON

GP	GS	MIN	G	A	P	SH	SOG	FC	FS	CK	C/E
0	0	0	0	0	0	0	0	0	0	0	0/0

ALL-COMPETITIONS*

GP	GS	MIN	G	A	P	SH	SOG	FC	FS	CK	C/E
11	8	664	0	2	2	14	3	8	11	0	1/0

*Includes regular season, postseason, CONCACAF and U.S. Open Cup

12

LEO GONZALEZ

D

Height: 6-1
Weight: 174
Born: November 21, 1980
Hometown: San Jose, Costa Rica
Citizenship: Costa Rica
Pronunciation: LAY-o



MLS Games Played: 98
MLS Games with Seattle: 98

HOW ACQUIRED: Signed on July 2, 2009.

PREVIOUS CLUBS: CS Herediano (Costa Rica, 2000-08), Municipal Liberia (Costa Rica, 2009)

2013 HIGHLIGHTS

- Voted 2013 Sounders FC Defensive Player of the Year
- Fourteen of the club's 15 MLS wins game with Gonzalez in the starting lineup
- Started 33 of 42 matches across all competitions, including a team-high 20 consecutive starts (4/13-8/31)
- Tied career high with 27 starts and set career high with seven shots
- Recorded first assist of season at PHI (5/4)

CAREER NOTES

- Started 92 of 98 career appearances in five MLS seasons
- Capped 60 times by Costa Rica and played in 2006 FIFA World Cup
- Started club career in 2000 for CS Herdiano, making 154 appearances and scoring three goals over nine seasons

LAST TIME:

MLS

Match: Seattle (98), played 90 minutes in 2-0 loss at DAL, 10/19/13
 Goal: Seattle (1), 3-0 win vs. NE, 6/5/10
 Assist: Seattle (3), 2-2 draw at PHI, 5/4/13

Playoff Match: Seattle (8), played 84 minutes in 2-1 loss vs. POR, 11/2/13
 Playoff Goal: None
 Playoff Assist: None

CONCACAF

Match: Seattle (20), played 90 minutes in 1-1 draw at Santos Laguna, 4/9/13
 Goal: None
 Assist: Seattle (2), 2-1 win vs. Santos Laguna, 3/7/12

U.S. OPEN CUP (with Seattle)

Match: Seattle (10), played 120 minutes in 1-1 draw (lost 3-2 on PK) vs. KC, 8/8/12
 Goal: None
 Assist: None

2013 MLS STATISTICS

GP	GS	MIN	G	A	P	SH	SOG	FC	FS	CK	C/E
27	27	2,318	0	1	1	7	0	38	18	0	4/1

POSTSEASON

GP	GS	MIN	G	A	P	SH	SOG	FC	FS	CK	C/E
2	2	174	0	0	0	0	0	5	1	0	0/0

ALL-COMPETITIONS*

GP	GS	MIN	G	A	P	SH	SOG	FC	FS	CK	C/E
33	33	2,852	0	1	1	7	0	49	21	0	4/1


*Includes regular season, postseason, CONCACAF and U.S. Open Cup

14

ALEX CASKEY

M

Height: 5-10
Weight: 152
Born: July 22, 1988
Hometown: Dunwoody, Georgia
Citizenship: United States
College: Davidson



MLS Games Played: 30
MLS Games with Seattle: 30

HOW ACQUIRED: Selected in the third round (47th overall) of the 2011 MLS SuperDraft on January 13, 2011. Acquired via transfer from Charleston Battery and signed to contract on March 13, 2012.

2013 HIGHLIGHTS

- Appeared in 14 of 42 games across all competitions
- Started five of his 10 appearances in MLS
- Started both CCL Semifinal matches against Santos Laguna

CAREER NOTES

- Tied for third on club with four MLS assists in 2012
- Three-time All-Southern Conference first team and two-time NSCAA All-South Region second team selection
- Did not miss a match in his four-year career at Davidson

LAST TIME:

MLS

Match: Seattle (30), played 69 minutes in 2-0 loss at DAL, 10/19/13
 Goal: Seattle (1), 4-0 win vs. LA, 8/2/12
 Assist: Seattle (4), 2-1 win at COL, 7/28/12

Playoff Match: Seattle (1), played 73 minutes in 3-0 loss at LA, 11/11/12
 Playoff Goal: None
 Playoff Assist: None

CONCACAF

Match: Seattle (7), played 90 minutes in 1-1 draw at Santos Laguna, 4/9/13
 Goal: Seattle (1), 3-1 win at Caledonia, 8/30/12
 Assist: Seattle (2), 3-1 win at Caledonia, 8/30/12

U.S. OPEN CUP (with Seattle)

Match: Seattle (5), played 70 minutes in 1-0 loss at TB, 5/29/13
 Goal: Seattle (1), 5-1 win vs. ATL, 5/30/12
 Assist: Seattle (1), 5-0 win vs. CAL FC, 6/5/12

2013 MLS STATISTICS

GP	GS	MIN	G	A	P	SH	SOG	FC	FS	CK	C/E
10	5	430	0	0	0	3	0	4	6	1	0/0

POSTSEASON

GP	GS	MIN	G	A	P	SH	SOG	FC	FS	CK	C/E
0	0	0	0	0	0	0	0	0	0	0	0/0

ALL-COMPETITIONS*

GP	GS	MIN	G	A	P	SH	SOG	FC	FS	CK	C/E
14	9	747	0	0	0	5	0	6	8	8	1/0

*Includes regular season, postseason, CONCACAF and U.S. Open Cup

15

BLAIR GAVIN

M

Height: 6-0
Weight: 165
Born: January 8, 1989
Hometown: Scottsdale, Ariz.
Citizenship: United States
College: Akron

MLS Games Played: 45
MLS Games with Seattle: 0



HOW ACQUIRED: Signed on August 21, 2013.

2013 HIGHLIGHTS

- Included in the 18-man game day roster for only time vs. CHV (9/4)
- Has appeared in five MLS Reserve League games with three assists
- Trained with Sounders FC for two weeks before signing

CAREER NOTES

- 10th overall selection in 2010 MLS SuperDraft by Chivas USA
- Three goals and five assists in 45 career MLS Appearances
- First Team All-MAC selection at Akron in 2009

LAST TIME:

MLS

Match: New England (45), played 26 minutes in 1-0 win at MTL, 10/27/12
 Goal: Chivas USA (3), 3-1 win vs. CLB, 7/31/10
 Assist: Chivas USA (5), 1-1 draw at NY, 5/23/12

Playoff Match: None

CONCACAF

Match: None

U.S. OPEN CUP (with Seattle)

Match: None

16

DAVID ESTRADA

F/M

Height: 5-8
Weight: 155
Born: February 4, 1988
Hometown: Salinas, California
Citizenship: United States
College: UCLA

MLS Games Played: 40
MLS Games with Seattle: 40



HOW ACQUIRED: Selected 11th overall selection in the 2010 MLS Super-Draft on January 14, 2010. Signed on March 23, 2010.

2013 HIGHLIGHTS

- Appeared in 18 of 42 matches across all competitions
- Made fourth start of season vs. VAN (10/9), his first action since Sept. 13
- Made season debut with start at SJ (3/23)
- Missed first several matches with ankle sprain and eye injury
- Tallied three goals and three assists in nine MLS Reserve League matches

CAREER NOTES

- Became third player in club history to score hat trick vs. TOR (3/14/12)
- Fourth on team with seven goals in all competitions in 2012
- Four-time All-Pac-10 honoree

LAST TIME:

MLS

Match: Seattle (40), played 21 minutes in 2-0 loss at DAL, 10/19/13
 Goal: Seattle (5), 1-1 draw at CHV, 5/26/12
 Assist: None

Playoff Match: Seattle (3), played 17 minutes in 2-1 win vs. LA, 11/18/12

Playoff Goal: None

Playoff Assist: None

CONCACAF

Match: Seattle (7), played 90 minutes in 3-1 win vs. Marathon, 10/24/12
 Goal: Seattle (2), 3-1 win vs. Marathon, 10/24/12
 Assist: None

U.S. OPEN CUP (with Seattle)

Match: Seattle (5), played 90 minutes in 1-0 loss at TB, 5/29/13
 Goal: None
 Assist: None

2013 MLS STATISTICS

GP	GS	MIN	G	A	P	SH	SOG	FC	FS	CK	C/E
0	0	0	0	0	0	0	0	0	0	0	0/0

POSTSEASON

GP	GS	MIN	G	A	P	SH	SOG	FC	FS	CK	C/E
0	0	0	0	0	0	0	0	0	0	0	0/0

ALL-COMPETITIONS*

GP	GS	MIN	G	A	P	SH	SOG	FC	FS	CK	C/E
0	0	0	0	0	0	0	0	0	0	0	0/0

*Includes regular season, postseason, CONCACAF and U.S. Open Cup

2013 MLS STATISTICS

GP	GS	MIN	G	A	P	SH	SOG	FC	FS	CK	C/E
17	4	498	0	0	0	5	3	4	6	0	0/0

POSTSEASON

GP	GS	MIN	G	A	P	SH	SOG	FC	FS	CK	C/E
0	0	0	0	0	0	0	0	0	0	0	0/0

ALL-COMPETITIONS*

GP	GS	MIN	G	A	P	SH	SOG	FC	FS	CK	C/E
18	5	588	0	0	0	5	3	4	6	0	0/0

*Includes regular season, postseason, CONCACAF and U.S. Open Cup

17 DEANDRE YEDLIN D

Height: 5-8
Weight: 160
Born: July 9, 1993
Hometown: Seattle, Washington
Citizenship: United States
College: Akron

MLS Games Played: 31
MLS Games with Seattle: 31



HOW ACQUIRED: Signed as Homegrown Player on January 11, 2013.

2013 HIGHLIGHTS

- Led team with 2,710 minutes and second on team with 31 MLS appearances
- Became youngest player in club history to score in MLS vs. COL (7/20) and won MLS Goal of the Week for week 21
- Named 2013 MLS All-Star by Commissioner Don Garber (7/15), becoming first rookie since Michael Parkhurst (2005) to make the All-Star team
- Started for U.S. U-20s against Spain (6/21), France (6/24), and Ghana (6/27) in 2013 FIFA U-20 World Cup in Turkey
- Became youngest Sounders FC player to play a complete game (vs. MTL, 3/2), record an assist (at RSL, 3/30), and score (vs. Tigres, 3/12)
- Made professional debut with start vs. MTL (3/2); second-youngest player to make an appearance for Sounders FC

CAREER NOTES

- First Homegrown Player signed by club after playing for Sounders FC Academy
- Two-time All-MAC First Team Honoree at Akron

LAST TIME:

MLS

Match: Seattle (31), played 90 minutes in 1-1 draw vs. LA, 10/27/13
 Goal: Seattle (1), 1-1 draw vs. COL, 7/20/13
 Assist: Seattle (2), 2-0 win vs. RSL, 9/13/13

Playoff Match: Seattle (2), played 90 minutes in 3-2 loss at POR, 11/7/13
 Playoff Goal: None
 Playoff Assist: None

CONCACAF

Match: Seattle (4), played 90 minutes in 1-1 draw at Santos Laguna, 4/9/13
 Goal: Seattle (1), 3-1 win vs. Tigres, 3/12/13
 Assist: None

U.S. OPEN CUP (with Seattle)

Match: None

2013 MLS STATISTICS

GP	GS	MIN	G	A	P	SH	SOG	FC	FS	CK	C/E
31	30	2,710	1	2	3	13	4	35	27	0	2/1

POSTSEASON

GP	GS	MIN	G	A	P	SH	SOG	FC	FS	CK	C/E
2	2	135	1	1	3	1	1	5	2	0	0/0

ALL-COMPETITIONS*

GP	GS	MIN	G	A	P	SH	SOG	FC	FS	CK	C/E
37	35	3,124	3	3	9	17	6	44	30	0	2/1

*Includes regular season, postseason, CONCACAF and U.S. Open Cup

19 DJIMI TRAORE D

Height: 6-3
Weight: 191
Born: March 1, 1980
Hometown: Paris, France
Citizenship: Mali
Pronunciation: jimmy try-OR-ay

MLS Games Played: 27
MLS Games with Seattle: 27



HOW ACQUIRED: Signed on March 23, 2013.

2013 HIGHLIGHTS

- Scored the latest goal in club history (94th minute winner) at KC (5/8)
- Scored first Sounders FC goal vs. Tigres (3/12), which has been viewed more than 1.4 million times on YouTube
- Third on team with 34 appearances across all competitions
- Made club debut at Tigres (3/6)

CAREER NOTES

- First Sounders FC player to have won UEFA Champions League (2005 with Liverpool)
- Made 88 EPL appearances and 150 across all competitions for Liverpool
- Won 2006 FA Cup, 2005 Super League, and 2003 English League Cup
- 10 caps and one goal for Malian National Team

LAST TIME:

MLS

Match: Seattle (27), played 90 minutes in 1-1 draw vs. LA, 10/27/13
 Goal: Seattle (1), 1-0 win at KC, 5/8/13
 Assist: None

Playoff Match: Seattle (3), played 90 minutes in 3-2 loss at POR, 11/7/13
 Playoff Goal: None
 Playoff Assist: None

CONCACAF

Match: Seattle (4), played 90 minutes in 1-1 draw at Santos Laguna, 4/9/13
 Goal: Seattle (1), 3-1 win vs. Tigres, 3/12/13

U.S. OPEN CUP (with Seattle)

Match: None

2013 MLS STATISTICS

GP	GS	MIN	G	A	P	SH	SOG	FC	FS	CK	C/E
27	25	2,235	1	0	2	9	1	16	22	0	5/0

POSTSEASON

GP	GS	MIN	G	A	P	SH	SOG	FC	FS	CK	C/E
3	3	270	0	0	0	1	0	2	4	0	0/0

ALL-COMPETITIONS*

GP	GS	MIN	G	A	P	SH	SOG	FC	FS	CK	C/E
34	32	2,865	2	0	4	12	3	21	30	0	5/0


*Includes regular season, postseason, CONCACAF and U.S. Open Cup

20

ZACH SCOTT

D

Height: 5-11
Weight: 175
Born: July 2, 1980
College: Gonzaga
Hometown: Haiku, Hawaii
Citizenship: United States



MLS Games Played: 66
MLS Games with Seattle: 66

HOW ACQUIRED: Signed on March 16, 2009.

PREVIOUS CLUBS: Seattle Sounders (USL-1, 2002-08)

2013 HIGHLIGHTS

- Set career-highs with 21 appearances, 16 starts and 1,458 minutes
- Appeared in 27 of 42 matches across all competitions
- Played all three positions across backline in three-game span (5/8-18)
- Made first start of season at left back vs. CHV (9/4)

CAREER NOTES

- Scored first career MLS goal, playoffs goal and Open Cup goal in 2012
- Started 51 of 66 career matches in MLS
- Key defender for USL-1 Sounders during championship seasons of 2005 and 2007

LAST TIME:

MLS

Match: Seattle (66), played 79 minutes in 5-1 loss at COL, 10/5/13

Goal: Seattle (1), 1-0 win vs. COL, 4/14/12

Assist: Seattle (1), 2-1 loss at POR (6/24)

Playoff Match: Seattle (6), played 63 minutes in 2-1 loss vs. POR, 11/2/13

Playoff Goal: Seattle (1), 2-1 win vs. LA, 11/18/12

Playoff Assist: None

CONCACAF

Match: Seattle (17), played 90 minutes in 1-1 draw at Santos Laguna, 4/9/13

Goal: None

Assist: Seattle (1), 3-1 win at Caledonia, 8/30/12

U.S. OPEN CUP (with Seattle)

Match: Seattle (12), played 90 minutes in 1-0 loss at TB, 5/29/13

Goal: Seattle (1), 1-1 draw (lost 3-2 on PK) vs. KC, 8/8/12

Assist: None

21

SHALRIE JOSEPH

M

Height: 6-3
Weight: 180
Born: May 24, 1978
Hometown: St. George, Grenada
Citizenship: Grenada
College: St. John's



MLS Games Played: 283
MLS Games with Seattle: 10

HOW ACQUIRED: Acquired from Chivas USA via trade on February 19, 2013.

2013 HIGHLIGHTS

- Recorded first playoff assist for Seattle vs. POR (11/2)
- Scored first club goal at HOU (8/17)
- Made MLS debut for Sounders FC vs. NE (4/13)
- Made club debut in first leg of CCL Semifinals vs. Santos (4/2); started the second leg in Torreon (4/9)
- Joined Sounders FC late in 2013 preseason

CAREER NOTES

- Finalist for 2009 MLS MVP
- Four-time MLS Best XI Player and eight-time MLS All-Star
- 11-year MLS veteran with 283 appearances, 40 goals, and 35 assists
- Twice named Grenada's Footballer of the Year and named 2007 Caribbean Player of the Year

LAST TIME:

MLS

Match: Seattle (283), played 56 minutes in 1-0 win vs. POR, 8/25/13

Goal: Seattle (40), 3-1 loss at HOU, 8/17/13

Assist: Chivas USA (35), 2-1 loss vs. SEA, 9/8/12

Playoff Match: Seattle (23), played 49 minutes in 3-2 loss at POR, 11/7/13

Playoff Goal: New England (1), 2-1 win vs. CHI, 11/1/09

Playoff Assist: Seattle (4), 2-1 loss vs. POR, 11/2/13

CONCACAF

Match: Seattle (4), played 90 minutes in 1-1 draw at Santos Laguna, 4/9/13

Goal: None

Assist: None

U.S. OPEN CUP (with Seattle)

Match: None

2013 MLS STATISTICS

GP	GS	MIN	G	A	P	SH	SOG	FC	FS	CK	C/E
21	16	1,458	0	0	0	7	4	33	6	0	5/2

POSTSEASON

GP	GS	MIN	G	A	P	SH	SOG	FC	FS	CK	C/E
2	1	64	0	0	0	0	0	1	0	0	0/0

ALL-COMPETITIONS*

GP	GS	MIN	G	A	P	SH	SOG	FC	FS	CK	C/E
27	21	1,882	0	0	0	8	5	43	10	0	6/2

*Includes regular season, postseason, CONCACAF and U.S. Open Cup

2013 MLS STATISTICS

GP	GS	MIN	G	A	P	SH	SOG	FC	FS	CK	C/E
10	6	592	1	0	2	6	3	11	9	0	1/1

POSTSEASON

GP	GS	MIN	G	A	P	SH	SOG	FC	FS	CK	C/E
2	1	62	0	1	1	0	0	0	1	0	0/0

ALL-COMPETITIONS*

GP	GS	MIN	G	A	P	SH	SOG	FC	FS	CK	C/E
14	9	814	1	1	3	11	3	12	12	0	1/1

*Includes regular season, postseason, CONCACAF and U.S. Open Cup

22

ERIQ ZAVALETA

F

Height: 6-1
Weight: 185
Born: August 2, 1992
Hometown: Westfield, Indiana
Citizenship: United States
College: Indiana



MLS Games Played: 5
MLS Games with Seattle: 5

HOW ACQUIRED: Selected in the first round (10th pick) of the 2013 MLS SuperDraft on January 17, 2013.

2013 HIGHLIGHTS

- Loaned to San Antonio Scorpions FC of NASL from June 10 to July 11
- Made MLS debut at SJ (3/23), playing final six minutes at forward
- Appeared in all 12 MLS Reserve League matches and led Sounders FC in Reserve League with four goals

CAREER NOTES

- Led Big Ten and third in nation with 18 goals in 2012 at Indiana
- Member of U.S. U20 Mens National Team pool

LAST TIME:

MLS

Match: Seattle (5), played 10 minutes in 2-0 loss at DAL, 10/19/13
 Goal: None
 Assist: None

Playoff Match: None

CONCACAF

Match: None

U.S. OPEN CUP (with Seattle)


Match: None

24

MARCUS HAHNEMANN

GK

Height: 6-3
Weight: 220
Born: June 15, 1972
Hometown: Seattle, Washington
College: Seattle Pacific
Pronunciation: HAWN-uh-mun



MLS Games Played: 70
MLS Games with Seattle: 4

HOW ACQUIRED: Acquired via allocation on September 14, 2012.

PREVIOUS CLUBS: Everton (England, 2011-12), Wolverhampton (England, 2009-11), Reading FC (England, 2002-09), Fullham (England, 1999-02), Colorado Rapids (USA, 1997-99), Seattle Sounders (USA, 1994).

2013 HIGHLIGHTS

- Made first postseason start for Seattle vs. POR (11/2)
- Made four starts in regular season with 1.00 GAA
- Made MLS debut for Sounders FC in shutout win vs. DAL (8/3)
- Holds record for longest lapse between MLS appearances at 14 years, 1 month and 8 days
- Made first start of season vs. Santos (4/2) and second start at TB (5/29)
- Started six MLS Reserve League matches and played 242 shutout minutes in 2013 preseason

CAREER NOTES

- Over 300 appearances in 13 years in England for Fullham, Reading, and Wolverhampton
- Nine caps for U.S. National Team and member of 2006 and 2010 World Cup squads
- Played for A-League Sounders from 1994-96, helping them to league title in 1996

LAST TIME:

MLS

Match: Seattle (70), played 90 minutes in 2-0 loss at DAL, 10/19/13
 Shutout: Seattle (14), 3-0 win vs. DAL, 8/3/13
 Assist: Colorado (6), 2-0 win vs. CHI, 6/26/99

Playoff Match: Seattle (9), played 90 minutes in 2-1 loss vs. POR, 11/2/13
 Playoff Shutout: Colorado (2), 1-0 win at DAL, 10/12/97

CONCACAF

Match: Seattle (2), played 90 minutes in 1-0 loss vs. Santos, 4/2/13
 Shutout: None

U.S. OPEN CUP (with Seattle)

Match: Seattle (1), played 90 minutes in 1-0 loss at TB, 5/29/13
 Shutout: None

2013 MLS STATISTICS

GP	GS	MIN	G	A	P	SH	SOG	FC	FS	CK	C/E
5	0	31	0	0	0	2	1	0	1	0	0/0

POSTSEASON

GP	GS	MIN	G	A	P	SH	SOG	FC	FS	CK	C/E
0	0	0	0	0	0	0	0	0	0	0	0/0

ALL-COMPETITIONS*

GP	GS	MIN	G	A	P	SH	SOG	FC	FS	CK	C/E
5	0	31	0	0	0	2	1	0	1	0	0/0

*Includes regular season, postseason, CONCACAF and U.S. Open Cup

2013 MLS STATISTICS

GP	GS	MIN	SHTS	SV	GA	GAA	PG/PA	W-L-T	SO
4	4	360	10	6	4	1.00	0/0	2-2-0	1

POSTSEASON

GP	GS	MIN	SHTS	SV	GA	GAA	PG/PA	W-L-T	SO
2	1	93	5	3	2	1.94	0/0	0-1-0	0

ALL-COMPETITIONS*

GP	GS	MIN	SHTS	SV	GA	GAA	PG/PA	W-L-T	SO
8	7	633	23	16	8	1.14	0/0	2-5-0	1

*Includes regular season, postseason, CONCACAF and U.S. Open Cup

25

ANDY ROSE

M

Height: 6-2
Weight: 170
Born: February 13, 1990
Hometown: Bristol, England
Citizenship: United Kingdom
College: UCLA

MLS Games Played: 41
MLS Games with Seattle: 41



HOW ACQUIRED: Obtained from Real Salt Lake via trade after being selected in Supplemental Draft on January 17, 2012.

2013 HIGHLIGHTS

- Recorded game-winning assist in 2-0 win vs. RSL (9/13), and set career high with two assists this season
- Scored first goal and first assist of season in 3-2 win vs. VAN (6/8)
- Appeared in 22 of 42 matches across all competitions

CAREER NOTES

- Scored four goals with five assists in 34 matches across all competitions in rookie season in 2012
- Twice named team captain and All-Pac 12 First Team at UCLA
- Selected with Seattle's top pick in the 2012 Supplemental Draft

LAST TIME:

MLS

Match: Seattle (41), played 3 minutes in 1-1 draw vs. LA, 10/27/13
 Goal: Seattle (2), 3-2 win vs. VAN, 6/8/13
 Assist: Seattle (3), 2-0 win vs. RSL, 9/13/13

Playoff Match: Seattle (3), played 6 minutes in 3-2 loss at POR, 11/7/13

Playoff Goal: None
 Playoff Assist: None

CONCACAF

Match: Seattle (5), played 18 minutes in 1-0 loss vs. Santos, 4/2/13
 Goal: Seattle (1), 3-1 win vs. Caledonia, 8/2/12
 Assist: Seattle (3), 3-2 win at Marathon, 9/19/12

U.S. OPEN CUP (with Seattle)

Match: Seattle (6), played 90 minutes in 1-0 loss at TB, 5/29/13
 Goal: Seattle (2), 5-0 win vs. CAL FC, 6/5/12
 Assist: None

2013 MLS STATISTICS

GP	GS	MIN	G	A	P	SH	SOG	FC	FS	CK	C/E
18	9	888	1	2	4	10	4	17	4	1	2/0

POSTSEASON

GP	GS	MIN	G	A	P	SH	SOG	FC	FS	CK	C/E
1	0	6	0	0	0	0	0	2	0	0	0/0

ALL-COMPETITIONS*

GP	GS	MIN	G	A	P	SH	SOG	FC	FS	CK	C/E
22	10	1,065	1	2	4	12	6	18	4	1	2/0

*Includes regular season, postseason, CONCACAF and U.S. Open Cup

26

ADAM MOFFAT

M

Height: 6-0
Weight: 180
Born: May 15, 1986
Hometown: Glasgow, Scotland
Citizenship: Scotland

MLS Games Played: 116
MLS Games with Seattle: 6



HOW ACQUIRED: Acquired via trade from Houston on September 13.

2013 HIGHLIGHTS

- Played in 37 games across all-competitions with Houston and Seattle
- Made Sounders FC debut at LA (9/21) and first start at COL (10/5)
- Acquired via trade from Houston for Servando Carrasco and a 2014 second-round SuperDraft pick (9/13)
- Three goals and one assist in 26 MLS appearances for Houston
- Scored brace in 2-1 win at NE (7/13)

CAREER NOTES

- 12 goals and 116 appearances in seven MLS seasons
- Member of 2008 Supporter's Shield and MLS Cup Champion Columbus Crew coached by Sigi Schmid
- Appeared in two straight MLS Cup Finals for HOU (2011-12)

LAST TIME:

MLS

Match: Seattle (116), played 90 minutes in 1-1 draw vs. LA, 10/27/13
 Goal: Houston (12), 1-1 draw at CHI, 9/1/13
 Assist: Houston (6), 2-1 win vs. VAN, 3/23/13

Playoff Match: Seattle (13), played 58 minutes in 3-2 loss at POR, 11/7/13

Goal: Houston (1), 2-0 win vs. KC, 11/4/12
 Assist: Houston (1), 3-1 loss at LA, 12/1/12

CONCACAF

Match: Houston (7), played 90 minutes in 2-1 win at Arabe Unido, 8/27/13
 Goal: Houston (1), 1-1 draw at Olimpia, 8/30/12
 Assist: None

U.S. OPEN CUP (with Seattle)

Match: None

2013 MLS STATISTICS

	GP	GS	MIN	G	A	P	SH	SOG	FC	FS	CK	C/E
(Hou)	26	24	1,947	3	1	7	28	4	23	15	14	3/0
(Sea)	6	4	386	0	0	0	8	2	9	3	0	1/0
(Tot)	32	28	2,333	3	1	7	36	8	32	18	14	4/0

POSTSEASON

	GP	GS	MIN	G	A	P	SH	SOG	FC	FS	CK	C/E
(Sea)	3	3	224	0	0	0	3	1	2	4	0	0/0

ALL-COMPETITIONS*

	GP	GS	MIN	G	A	P	SH	SOG	FC	FS	CK	C/E
(Hou)	30	27	2,221	3	1	7	37	5	26	17	14	3/0
(Sea)	9	7	610	0	0	0	11	3	11	7	0	1/0
(Tot)	39	34	2,831	3	1	7	48	8	37	24	14	4/0

*Includes regular season, postseason, CONCACAF and U.S. Open Cup

27 LAMAR NEAGLE

M/F

Height: 5-11
Weight: 165
Born: May 7, 1987
Hometown: Federal Way, Wash.
Citizenship: United States
College: UNLV

MLS Games Played: 76
MLS Games with Seattle: 53



HOW ACQUIRED: Obtained from Montreal via trade on January 27, 2013.

2013 HIGHLIGHTS

- Tied for team lead with 20 points in MLS
- Tied-second on team with career-high eight goals and tied-third with four assists in MLS play
- Second on team with four game-winning goals
- Set career highs with 30 appearances, 27 starts and 2,409 minutes and led team with 61 shots
- Scored in three straight games (9/4-13) and scored in back-to-back games for first time in career (5/11-18)
- Scored two goals vs. SJ (5/11); first Sounders FC player to score multiple goals in one game this season
- Scored first goal of the season at Santos Laguna (4/9)
- Made first appearance of season at Tigres (3/6) and first league action at SJ (3/23)

CAREER NOTES

- 15 goals and eight assists in 76 career games
- Signed with Seattle for third time in four years
- 2010 Golden Boot and MVP of USL-2 for Charleston Battery

LAST TIME:

MLS

Match: Seattle (76), played 90 minutes in 1-1 draw vs. LA, 10/27/13
 Goal: Seattle (15), 2-0 win vs. RSL, 9/13/13
 Assist: Seattle (8), 1-1 draw vs. LA, 10/27/13

Playoff Match: Seattle (4), played 90 minutes in 2-1 loss vs. POR, 11/2/13
 Playoff Goal: Seattle (1), 2-0 win vs. RSL, 11/2/11
 Playoff Assist: None

CONCACAF

Match: Seattle (9), played 29 minutes in 1-1 draw at Santos Laguna, 4/9/13
 Goal: Seattle (1), 1-1 draw at Santos Laguna, 4/9/13
 Assist: None

U.S. OPEN CUP (with Seattle)

Match: Seattle (4), played 90 minutes in 1-0 loss at TB, 5/29/13
 Goal: Seattle (1), 3-1 win vs. LA, 7/13/11
 Assist: None

2013 MLS STATISTICS

GP	GS	MIN	G	A	P	SH	SOG	FC	FS	CK	C/E
30	27	2,409	8	4	20	61	25	54	32	16	1/1

POSTSEASON

GP	GS	MIN	G	A	P	SH	SOG	FC	FS	CK	C/E
2	2	177	0	0	0	7	1	6	3	0	2/0

ALL-COMPETITIONS*

GP	GS	MIN	G	A	P	SH	SOG	FC	FS	CK	C/E
35	30	2,726	9	4	22	73	28	62	35	15	3/1

*Includes regular season, postseason, CONCACAF and U.S. Open Cup

28 WILL BATES

F

Height: 6-0
Weight: 185
Born: April 1, 1991
Hometown: Chester, Virginia
Citizenship: United States
College: Virginia

MLS Games Played: 0
MLS Games with Seattle: 0



HOW ACQUIRED: Selected in the first round (5th overall) of the 2013 MLS Supplemental Draft on January 22, 2013. Signed to contract on April 19, 2013.

2013 HIGHLIGHTS

- Scored game-winning goal in 2-1 MLS Reserve League win vs. SJ (4/23)
- Appeared in nine MLS Reserve League matches

CAREER NOTES

- Selected with 5th overall selection in 2013 MLS Supplemental Draft (1/22) and signed on April 19
- Seventh in UVA history in goals (46), third in game-winning goals (15), and ninth in points (102)

LAST TIME:

MLS

Match: None

Playoff Match: None

CONCACAF

Match: None

U.S. OPEN CUP (with Seattle)

Match: None

2013 MLS STATISTICS

GP	GS	MIN	G	A	P	SH	SOG	FC	FS	CK	C/E
0	0	0	0	0	0	0	0	0	0	0	0/0

POSTSEASON

GP	GS	MIN	G	A	P	SH	SOG	FC	FS	CK	C/E
0	0	0	0	0	0	0	0	0	0	0	0/0

ALL-COMPETITIONS*

GP	GS	MIN	G	A	P	SH	SOG	FC	FS	CK	C/E
0	0	0	0	0	0	0	0	0	0	0	0/0

*Includes regular season, postseason, CONCACAF and U.S. Open Cup

29

JOSH FORD

GK

Height: 6-0
Weight: 180
Born: November 6, 1987
Hometown: Liverpool, New York
Citizenship: United States
College: Connecticut

MLS Games Played: 0
MLS Games with Seattle: 0



HOW ACQUIRED: Selected in the first round (11th overall) of the 2011 MLS Supplemental Draft. Signed on March 14, 2011.

2013 HIGHLIGHTS

- Placed on Disabled List with right patella fracture (5/1)
- Started MLS Reserve League match at LA (4/15)
- Included in 18-man gameday roster for first time this season vs. Santos (4/2)

CAREER NOTES

- Played 90 minutes in four MLS Reserve League matches in 2012
- 2010 Big East Goalkeeper of the Year
- Left UConn as the all-time leader in shutouts (50), consecutive starts (85) and wins (54)

LAST TIME:

MLS

Match: None

Playoff Match: None

CONCACAF

Match: None

U.S. OPEN CUP (with Seattle)

Match: None

2013 MLS STATISTICS

GP	GS	MIN	SHTS	SV	GA	GAA	PG/PA	W-L-T	SO
0	0	0	0	0	0	0.00	0/0	0-0-0	0

POSTSEASON

GP	GS	MIN	SHTS	SV	GA	GAA	PG/PA	W-L-T	SO
0	0	0	0	0	0	0.00	0/0	0-0-0	0

ALL-COMPETITIONS*

GP	GS	MIN	SHTS	SV	GA	GAA	PG/PA	W-L-T	SO
0	0	0	0	0	0	0.00	0/0	0-0-0	0

*Includes regular season, postseason, CONCACAF and U.S. Open Cup


32

PHILIP LUND

M

Height: 5-9
Weight: 159
Born: September 5, 1989
Hometown: Vejle, Denmark
Citizenship: Denmark

MLS Games Played: 1
MLS Games with Seattle: 1



HOW ACQUIRED: Signed on March 21, 2013.

2013 HIGHLIGHTS

- Made Sounders FC debut vs. New England (4/13)
- Appeared in nine of 12 MLS Reserve League matches

CAREER NOTES

- Made 48 appearances in Danish first division
- Was member of U-19 Danish National Team

LAST TIME:

MLS

Match: Seattle (1), played 16 minutes in 0-0 draw vs. NE, 4/13/13

Playoff Match: None

CONCACAF

Match: None

U.S. OPEN CUP (with Seattle)

Match: None

2013 MLS STATISTICS

GP	GS	MIN	G	A	P	SH	SOG	FC	FS	CK	C/E
1	0	16	0	0	0	0	0	0	0	0	0/0

POSTSEASON

GP	GS	MIN	G	A	P	SH	SOG	FC	FS	CK	C/E
0	0	0	0	0	0	0	0	0	0	0	0/0

ALL-COMPETITIONS*

GP	GS	MIN	G	A	P	SH	SOG	FC	FS	CK	C/E
1	0	16	0	0	0	0	0	0	0	0	0/0

*Includes regular season, postseason, CONCACAF and U.S. Open Cup


33

DYLAN REMICK

D

Height: 6-0
Weight: 165
Born: May 19, 1991
Hometown: Inverness, Ill.
Citizenship: United States
College: Brown

MLS Games Played: 1
MLS Games with Seattle: 1



HOW ACQUIRED: Selected in the second round (35th pick) of the 2013 MLS SuperDraft on January 17, 2013.

2013 HIGHLIGHTS

- Made MLS debut at COL (10/5)
- Made club debut in U.S. Open Cup at TB (5/29)
- Only player to start all 12 MLS Reserve League matches

CAREER NOTES

- Three-time First Team All-Ivy League at Brown
- Two-time sectional champion in the 400m dash in high school

LAST TIME:

MLS

Match: Seattle (1), played 25 minutes in 5-1 loss at COL, 10/5/13

Playoff Match: None

CONCACAF

Match: None

U.S. OPEN CUP (with Seattle)

Match: Seattle (1), played 90 minutes in 1-0 loss at TB, 5/29/13

34

JHON KENNEDY HURTADO D

Height: 6-0
Weight: 183
Born: May 16, 1984
Hometown: Palmira, Colombia
Citizenship: Colombia
Pronunciation: jon her-TOD-oh

MLS Games Played: 108
MLS Games with Seattle: 108



HOW ACQUIRED: Signed on February 18, 2009.

PREVIOUS CLUBS: Unión Magdalena (Colombia, 2004), Monagas de Mar-turin (Colombia, 2005), Centauros Villavicencio (Colombia, 2006), Expreso Rojo (Colombia, 2006), Real Cartagena (Colombia, 2007), Deportivo Cali (Colombia, 2008-09)

2013 HIGHLIGHTS

- Played in his 100th MLS regular-season match vs. CHI (9/7)
- Started 31 of 42 matches across all competitions, with 25 starts in MLS
- Matched career high with 27 appearances in MLS play

CAREER NOTES

- Appeared in 36 of 48 matches in all competitions in 2012
- Finalist for 2009 MLS Defensive Player of the Year and selected to MLS All-Star Game
- Played the 2008 season for Colombia's Deportivo Cali

LAST TIME:

MLS

Match: Seattle (108), played 90 minutes in 1-1 draw vs. LA, 10/27/13

Goal: Seattle (1), 1-1 draw at DAL, 5/16/09

Assist: Seattle (3), 2-1 win at CHI, 4/28/12

Playoff Match: Seattle (11), played 90 minutes in 3-2 loss at POR, 11/7/13

Playoff Goal: None

Playoff Assist: None

CONCACAF

Match: Seattle (11), played 90 minutes in 3-1 win vs. Tigres, 3/12/13

Goal: None

Assist: None

U.S. OPEN CUP (with Seattle)

Match: Seattle (12), played 90 minutes in 1-0 loss at TB, 5/29/13

Goal: None

Assist: None

2013 MLS STATISTICS

GP	GS	MIN	G	A	P	SH	SOG	FC	FS	CK	C/E
1	0	25	0	0	0	0	0	1	0	0	0/0

POSTSEASON

GP	GS	MIN	G	A	P	SH	SOG	FC	FS	CK	C/E
0	0	0	0	0	0	0	0	0	0	0	0/0

ALL-COMPETITIONS*

GP	GS	MIN	G	A	P	SH	SOG	FC	FS	CK	C/E
2	1	105	0	0	0	0	0	1	0	0	0/0

*Includes regular season, postseason, CONCACAF and U.S. Open Cup

2013 MLS STATISTICS

GP	GS	MIN	G	A	P	SH	SOG	FC	FS	CK	C/E
27	25	2,243	0	0	0	8	0	28	9	0	5/0

POSTSEASON

GP	GS	MIN	G	A	P	SH	SOG	FC	FS	CK	C/E
3	3	270	0	0	0	2	1	3	3	0	0/0

ALL-COMPETITIONS*

GP	GS	MIN	G	A	P	SH	SOG	FC	FS	CK	C/E
33	31	2,763	0	0	0	10	1	33	12	0	5/0

*Includes regular season, postseason, CONCACAF and U.S. Open Cup

2013 MLS BOX SCORES

Sounders FC 0 vs. Montreal Impact 1

March 2, 2013, on the Xbox Pitch at CenturyLink Field (Seattle, Wash.)
Att: 38,998

Seattle Sounders FC opened up the 2013 season with a 1-0 loss to the Montreal Impact. Davy Arnaud scored the game's lone goal in front of 38,998 on the Xbox Pitch at CenturyLink Field. In the 35th minute, Felipe Martins played ahead to Arnaud at the top of the box and the 32-year-old chipped Michael Gspurning for the first goal of the season. Despite not scoring, the Rave Green pressured the goal all night, outshooting Montreal 15-9. They nearly equalized in the 66th minute when Eddie Johnson one-timed a pass to Brad Evans who blasted a low shot from 20 yards out that hit the post. In the 81st minute, Alex Caskey back-heeled a ball to Johnson inside the six-yard box, but the striker's shot hit the crossbar.

SCORING

SEA - None

MTL - Arnaud (Martins) 35'

	Shots	Saves	Fouls	Offsides	Corners
SEA	15	3	10	4	9
MTL	9	3	11	4	3

STARTING LINEUP

GK Gspurning
D Yedlin
D Scott
D Hurtado
D Gonzalez (Carrasco, 84)
M Martinez
M Evans*
M Rose (Caskey, 62)
M Zakuani (Ochoa, 69)
F Rosales
F Johnson

Sounders FC 1 vs. Portland Timbers 1

March 16, 2013, on the Xbox Pitch at CenturyLink Field (Seattle, Wash.)
Att: 40,150

Seattle Sounders FC picked up its first point of the season in a 1-1 draw with the Portland Timbers in the first match of the 2013 Cascadia Cup. Eddie Johnson scored for Seattle and Rodney Wallace netted a stoppage time equalizer in front of 40,150 in attendance on the Xbox Pitch at CenturyLink Field. Seattle scored first in the 13th minute when Steve Zakuani intercepted a ball at midfield, took it down into the box with space and crossed to Johnson who tapped in a volley for Seattle's first goal of the 2013 MLS season. Sounders FC held the 1-0 lead into second half stoppage time when Andrew Jean-Baptiste intercepted a Seattle clearance and chipped a ball in the box that found the head of Wallace for the equalizing goal.

SCORING

SEA - Johnson (Zakuani) 13'

POR - Wallace (Jean-Baptiste) 90+1'

	Shots	Saves	Fouls	Offsides	Corners
SEA	7	1	19	3	4
POR	13	2	18	3	8

STARTING LINEUP

GK Gspurning
D Yedlin
D Traore
D Hurtado*
D Burch
M Martinez (Martins, 70)
M Alonso*
M Rose
M Zakuani (Caskey, 81)
F Ochoa (Rosales, 61)
F Johnson*

* - Caution; + - Ejection ^ - Red Card later rescinded

Sounders FC 0 at San Jose Earthquakes 1

March 23, 2013, at Buck Shaw Stadium (Santa Clara, Calif.)
Att: 10,525

Chris Wondolowski scored the lone goal as Sounders FC fell to the San Jose Earthquakes, 1-0, at Buck Shaw Stadium. Michael Gspurning made a season-high four saves as Seattle played its first MLS road match of the 2013 season. In first half stoppage time, Wondolowski gathered the ball outside the top corner of the box and fired a low shot off the far post and into the net. San Jose continued to attack in the second half, but Gspurning made several highlight-reel saves to keep the game close. In the 47th minute, he leapt to make a save on a Wondolowski shot inside the box. In the 61st minute, he made a diving save on an open header by Shea Salinas in the six-yard box, then dove to stop another Salinas shot inside the box in the 73rd minute. In second-half stoppage time Gspurning made a foot-save in a one-on-one situation after Ramiro Corrales got behind the defense.

SCORING

SEA - None

SJ - Wondolowski 45+1'

	Shots	Saves	Fouls	Offsides	Corners
SEA	16	4	10	2	8
SJ	13	4	8	2	7

STARTING LINEUP

GK Gspurning
D Yedlin
D Hurtado
D Traore
D Gonzalez
M Rosales (Caskey, 81)
M Alonso
M Rose
M Zakuani (Zavaleta, 85)
F Ochoa (Neagle, 81)
F Estrada

Sounders FC 1 at Real Salt Lake 2

March 30, 2013, at Rio Tinto Stadium (Sandy, Utah)
Att: 20,359

Brad Evans scored the lone goal for Seattle Sounders FC in a 2-1 loss to Real Salt Lake at Rio Tinto Stadium. Robbie Findley and Luis Gil scored first-half goals for RSL despite a regular-season career-high seven saves from Michael Gspurning. The loss gave the Rave Green consecutive league losses for the first time since March 19, 2011, ending a league-record 742-day streak of recording at least one point over a two-game stretch. Seattle pulled a goal back in the 57th minute when Mauro Rosales laid off DeAndre Yedlin's cross for Evans, who delivered a 12-yard strike off the post and into the goal.

SCORING

SEA - Evans (Rosales, Yedlin) 57'

RSL - Findley 8', Gil (Grabavoy, Velasquez) 35'

	Shots	Saves	Fouls	Offsides	Corners
SEA	8	8	14	5	3
RSL	25	3	9	1	7

STARTING LINEUP

GK Gspurning
D Yedlin
D Hurtado
D Traore
D Burch
M Rosales
M Alonso
M Evans (Rose*, 80)
M Zakuani
F Johnson (Ochoa, 78)
F Martins (Estrada, 62)

2013 MLS BOX SCORES

Sounders FC 0 vs. New England Revolution 0

April 13, 2013, on the Xbox Pitch at CenturyLink Field (Seattle, Wash.)

Att: 38,323

Seattle Sounders FC played to a 0-0 draw with the New England Revolution on the Xbox Pitch at CenturyLink Field. Seattle recorded its first clean sheet of the season in front of a sellout crowd of 38,323. Sounders FC failed to score a goal despite out-shooting the Revs 13-5, holding 68.5% of the possession, and managing 22 open-play crosses to New England's 12. The Rave Green did not allow a shot on goal for the third time in franchise history, including twice against the Revolution.

SCORING

SEA - None

NE - None

	Shots	Saves	Fouls	Offsides	Corners
SEA	13	0	14	4	5
NE	5	3	16	3	4

STARTING LINEUP

GK Gspurning
D Yedlin
D Hurtado
D Traore
D Gonzalez
M Rosales (Martinez, 83)
M Alonso
M Joseph (Rose, 74)
M Caskey
F Zakuani (Lund, 74)
F Neagle

Sounders FC 1 at Colorado Rapids 0

April 20, 2013, at Dick's Sporting Goods Park (Commerce City, Colo.)

Att: 12,063

Seattle Sounders FC picked up its first win of the season with a 1-0 road victory against the Colorado Rapids. Obafemi Martins scored his first goal for Sounders FC as the Rave Green recorded a second consecutive clean sheet. In the 27th minute, DeAndre Yedlin made a run up the right side and played to Lamar Neagle for a cross that Steve Zakuani laid off to Shalrie Joseph for a 20-yard shot. Rapids keeper Clint Irwin saved Joseph's shot, but Martins gathered the rebound and finished low to give Seattle the lead.

SCORING

SEA - Martins 27'

COL - None

	Shots	Saves	Fouls	Offsides	Corners
SEA	10	3	14	2	4
COL	16	2	12	1	6

STARTING LINEUP

GK Gspurning
D Yedlin
D Hurtado
D Traore*
D Gonzalez*
M Evans
M Alonso
M Joseph
M Zakuani (Caskey, 70)
F Neagle (Burch, 89)
F Martins (Rosales, 61)

Sounders FC 2 at Philadelphia Union 2

May 4, 2013, at PPL Park (Chester, Penn.)

Att: 18,344

Mauro Rosales scored a goal and an assist as Sounders FC drew, 2-2, with the Philadelphia Union at PPL Park. Eddie Johnson scored his second goal of the season and Philadelphia's Danny Cruz netted a brace as Sounders FC extended its unbeaten streak to three games. In the 10th minute, Rosales found Johnson in traffic with a corner kick for a 10-yarder header goal. The Union would take a 2-1 lead thanks to two Cruz goals just one minute apart early in the second half. The Rave Green equalized in the 64th minute when Mario Martinez played Leo Gonzalez all the way down to the end line on the left side for a cross that found Rosales for a left-footed volley to even the score, 2-2.

SCORING

SEA - Johnson (Rosales) 10', Rosales (Gonzalez, Martinez) 64'

PHI - Cruz 50', Cruz 51'

	Shots	Saves	Fouls	Offsides	Corners
SEA	10	2	10	2	6
PHI	22	1	11	2	5

STARTING LINEUP

GK Gspurning
D Yedlin+
D Hurtado
D Traore
D Gonzalez
M Rosales (Estrada, 83)
M Carrasco
M Evans (Rose, 74)
M Caskey (Martinez, 62)
F Neagle+
F Johnson*

Sounders FC 1 at Sporting Kansas City 0

May 8, 2013, at Sporting Park (Kansas City, Kan.)

Att: 18,602

Djimi Traore scored the latest goal in franchise history as Sounders FC defeated Sporting Kansas City, 1-0, at Sporting Park. The 94th minute winner extended Seattle's unbeaten streak to four games (2-0-2) after the club picked up seven points during a three-match road trip. After a long-throw in the fourth minute of second half stoppage time, Traore gathered the ball inside the box after a Sporting mis-clearance and fired it into the back of the net. It marked the first career MLS goal for Traore and his second across all competitions in 2013. Seattle also extended its league unbeaten streak against Kansas City to seven games (6-0-1), including a 2-0-0 record at Sporting Park in MLS play. The Rave Green have bested Sporting four times with a stoppage time goal.

SCORING

SEA - Traore 90+4'

KC - None

	Shots	Saves	Fouls	Offsides	Corners
SEA	9	3	11	5	5
KC	11	1	15	1	3

STARTING LINEUP

GK Gspurning
D Scott
D Hurtado
D Traore
D Gonzalez
M Evans
M Alonso
M Carrasco
M Martinez (Caskey, 90+4)
F Estrada (Rosales, 85)
F Johnson

2013 MLS Box Scores

Sounders FC 4 vs. San Jose Earthquakes 0

May 11, 2013, on the Xbox Pitch at CenturyLink Field (Seattle, Wash.)
Att: 38,880

Lamar Neagle scored a brace and Mauro Rosales had a goal and assist as Sounders FC defeated the San Jose Earthquakes, 4-0, on the Xbox Pitch at CenturyLink Field. Seattle got on the board in the 28th minute when Eddie Johnson and Rosales combined to find Neagle for a blast past the keeper. Rosales doubled the lead in first-half stoppage time when he bent a 20-yard free kick around the wall and inside the near post. Neagle made it 3-0 in the 54th minute when his left-footed shot from the top of the box ricocheted off the near post and into the goal, and Obafemi Martins made it 4-0 in the third minute of second-half stoppage time.

SCORING

SEA - Neagle (Rosales, Johnson) 28', Rosales 45+1', Neagle (Carrasco) 54', Martins 90+3'
SJ - None

	Shots	Saves	Fouls	Offsides	Corners
SEA	14	3	13	0	1
SJ	16	2	10	2	2

STARTING LINEUP

GK Gspurning
D Yedlin
D Scott
D Traore
D Gonzalez
M Rosales (Martinez, 62)
M Alonso
M Carrasco
M Evans (Martins, 55)
F Neagle
F Johnson*

Sounders FC 4 vs. FC Dallas 2

May 18, 2013, on the Xbox Pitch at CenturyLink Field (Seattle, Wash.)
Att: 38,979

Eddie Johnson scored a brace and Lamar Neagle recorded a goal and an assist as Seattle Sounders FC defeated FC Dallas, 4-2, at CenturyLink Field. Sounders FC scored in the 16th minute when Osvaldo Alonso headed a goal kick to Johnson behind the Dallas defense for a right-footed shot inside the far post. Seattle doubled its lead in the 31st minute when Brad Evans played to Neagle behind the defense, who dribbled around the keeper and slotted it into the back of the empty net. After Dallas tied it up 2-2 in the 61st minute, Sounders FC responded quickly with two goals, first a minute later when Neagle slipped Johnson into the box for the winner, then in the 83rd when Evans found Martins for an insurance goal.

SCORING

SEA - Johnson (Alonso) 16', Neagle (Evans) 30', Johnson (Neagle) 62', Martins (Evans) 83'
DAL - Cooper (Michel) 54', Michel 61'

	Shots	Saves	Fouls	Offsides	Corners
SEA	16	4	11	7	7
DAL	13	7	13	2	3

STARTING LINEUP

GK Gspurning
D Yedlin*
D Hurtado
D Traore
D Gonzalez (Scott, 78)
M Martinez (Martins, 63)
M Alonso (Joseph, 31)
M Carrasco
M Evans
F Neagle
F Johnson

Sounders FC 0 at LA Galaxy 4

May 26, 2013, at the StubHub Center (Carson, Calif.)
Att: 24,811

Robbie Keane scored a hat trick as Sounders FC fell to the LA Galaxy, 4-0, at the StubHub Center. The loss snapped Seattle's six-match (4-0-2) unbeaten streak and marked the first loss since March 30. Los Angeles got on the board first in the 12th minute when Keane assisted on a goal by Sean Franklin. Twelve minutes later, Keane gathered a loose ball in the box and fired a 10-yard shot through the defense and into the net to make it 2-0. The Irishman then converted two penalty kicks before halftime to complete the hat trick, the first against Seattle in team history across all competitions.

SCORING

SEA - None
LA - Franklin (Keane, Sarvas) 12', Keane 24', Keane (penalty) 34', Keane (penalty) 44'

	Shots	Saves	Fouls	Offsides	Corners
SEA	2	2	11	6	2
LA	15	0	10	1	11

STARTING LINEUP

GK Gspurning
D Yedlin
D Hurtado
D Traore
D Gonzalez
M Rosales (Neagle, 65)
M Carrasco (Estrada, 65)
M Joseph+
M Evans*
F Johnson* (Martinez, 72)
F Martins

Sounders FC 2 at Chivas USA 0

June 1, 2013, at the StubHub Center (Carson, Calif.)
Att: 9,053

Obafemi Martins scored his fourth goal of the season as Sounders FC defeated Chivas USA, 2-0, at the StubHub Center. In the 22nd minute, Mario Martinez and Lamar Neagle combined to play Martins behind the defense into the box. As Chivas keeper Dan Kennedy came off his line, Martins chipped a shot over him and into the net to give Seattle the lead. A Chivas USA own goal made the score 2-0 in the 33rd minute when a Mauro Rosales cross was headed by Mario de Luna into his own net. Michael Gspurning made four saves en route to his fifth shutout of the season.

SCORING

SEA - Martins (Neagle) 22', Own Goal (De Luna) 33'
CHV - None

	Shots	Saves	Fouls	Offsides	Corners
SEA	9	4	18	1	3
CHV	11	1	22	1	5

STARTING LINEUP

GK Gspurning
D Yedlin
D Scott
D Traore
D Gonzalez
M Rosales* (Estrada, 76)
M Carrasco
M Alonso (Rose, 21)
M Martinez (Burch, 77)
F Neagle
F Martins^

* - Caution; + - Ejection ^ - Red Card later rescinded

2013 MLS BOX SCORES

Sounders FC 3 vs. Vancouver Whitecaps FC 2

June 8, 2013, on the Xbox Pitch at CenturyLink Field (Seattle, Wash.)
Att: 53,679

Sounders FC scored two second-half goals in a 3-2 come-from-behind win over Cascadia rival Vancouver Whitecaps FC in front of 53,679 on the Xbox Pitch at CenturyLink Field. Seattle got on the board first in the 9th minute when Lamar Neagle played Andy Rose behind the defense for a one-on-one with the keeper, and the second-year pro slotted a 14-yard shot into the far netting. Vancouver then took a 2-1 lead when Russell Teibert and Camilo combined on consecutive goals 16 minutes apart. Servando Carrasco converted a penalty kick in the 71st minute to tie the game at 2-2, marking his first-career MLS goal in his 29th career game. Sounders FC netted the winner in the 81st when Rose played Obafemi Martins into the box and, after dummieing a Vancouver defender and taking down to the end line, sent a short cross that Neagle tapped into the back of the net.

SCORING

SEA - Rose (Neagle) 9', Carrasco (penalty) 71', Neagle (Martins, Rose) 81'
VAN - Camilo (Teibert, Lee) 10', Camilo (Teibert) 26'

	Shots	Saves	Fouls	Offsides	Corners
SEA	16	3	9	2	11
VAN	10	2	11	1	6

STARTING LINEUP

GK Gspurning
D Yedlin
D Scott
D Traore
D Gonzalez
M Rosales (Estrada, 89)
M Carrasco
M Rose*
M Caskey (Burch, 61)
F Neagle
F Martins

Sounders FC 0 at Real Salt Lake 2

June 22, 2013, at Rio Tinto Stadium (Sandy, Utah)
Att: 19,848

Kyle Beckerman and Robbie Findley each scored as Sounders FC fell to Real Salt Lake, 2-0, at Rio Tinto Stadium. After 40 minutes of scoreless play, Beckerman put Salt Lake on the board in the 41st minute. Javier Morales' free kick was blocked by the Seattle wall, but the ball bounced right to Beckerman deep in the box for a volley into the top of the net. Findley made it 2-0 in the 46th minute with his second goal against Seattle this season. After Michael Gspurning saved Findley's initial attempt, he collected a ball from Alvaro Saborio and slotted a low shot into the net.

SCORING

SEA - None
RSL - Beckerman 41', Findley (Saborio) 46'

	Shots	Saves	Fouls	Offsides	Corners
SEA	2	4	11	1	3
RSL	17	1	11	4	8

STARTING LINEUP

GK Gspurning
D Scott
D Hurtado
D Traore*
D Gonzalez*
M Rosales (Joseph, 76)
M Carrasco
M Evans
M Neagle (Martinez, 57)
F Johnson (Estrada, 73)+
F Martins

Sounders FC 2 vs. D.C. United 0

July 3, 2013, on the Xbox Pitch at CenturyLink Field (Seattle, Wash.)
Att: 39,280

Obafemi Martins scored twice as Seattle Sounders FC defeated D.C. United, 2-0, on the Xbox Pitch at CenturyLink Field. Michael Gspurning recorded his sixth shutout of the season as Seattle won its fourth-straight home game. In the 19th minute, Brad Evans played Martins into the box with a through-ball for a one-on-one with the keeper, and the Nigerian striker slotted it past Joe Willis to make it 1-0. Martins doubled the lead in second-half stoppage time when he chased down a loose ball in the box, held off multiple defenders, and finished into the back of the net.

SCORING

SEA - Martins (Evans) 19', Martins 90+1'
DC - None

	Shots	Saves	Fouls	Offsides	Corners
SEA	8	4	15	4	3
DC	9	1	5	7	3

STARTING LINEUP

GK Gspurning
D Scott*
D Hurtado*
D Traore
D Gonzalez
M Rosales (Neagle, 78)
M Carrasco
M Rose (Joseph, 76)
M Evans
F Johnson
F Martins

Sounders FC 0 at Vancouver Whitecaps FC 2

July 6, 2013, at B.C. Place (Vancouver, B.C.)
Att: 22,500

Kenny Miller and Darren Mattocks scored as Sounders FC fell, 2-0, to the Vancouver Whitecaps FC at BC Place. Miller put Vancouver up 1-0 in the fourth minute when he collected a long ball in the box, eluded the Seattle defense, and finished with a low-rolling shot that hit the far post and went in. Mattocks made it 2-0 in the 79th when he chased down a flick-header into the box, held off a Seattle defender, and tapped a left-footed shot over the keeper and inside the far post. The loss marked the first-ever MLS defeat to Vancouver for Seattle.

SCORING

SEA - None
VAN - Miller (Hertzog) 4', Mattocks (Koffie, Knighton) 79'

	Shots	Saves	Fouls	Offsides	Corners
SEA	16	2	9	2	2
VAN	13	7	11	4	4

STARTING LINEUP

GK Gspurning
D Scott
D Hurtado*
D Traore
D Gonzalez (Yedlin, 79)
M Evans
M Carrasco
M Joseph
M Neagle* (Rosales, 72)
F Johnson
F Martins

* - Caution; + - Ejection ^ - Red Card later rescinded

2013 MLS BOX SCORES

Sounders FC 0 at San Jose Earthquakes 1

July 13, 2013, at Buck Shaw Stadium (Santa Clara, Calif.)

Att: 10,525

Walter Martinez scored the lone goal as Sounders FC fell, 1-0, to the San Jose Earthquakes at Buck Shaw Stadium. After a scoreless first half, San Jose found the goal in the 48th minute when Martinez received a ball from Steven Lenhart in the box, created some space, and finished into the top far corner of the net. The goal came not long after Sounders FC was forced to make a halftime change at goalkeeper, and Seattle was forced to use all three substitutions due to injuries.

SCORING

SEA - None

SJ - Martinez (Lenhart) 48'

	Shots	Saves	Fouls	Offsides	Corners
SEA	6	4	20	1	3
SJ	11	1	15	2	3

STARTING LINEUP

GK Gspurning (Weber, 46)

D Yedlin

D Scott*

D Traore (Hurtado*, 52)

D Gonzalez

M Evans (Rosales, 32)

M Alonso^

M Carrasco*

M Burch

F Neagle

F Johnson

Sounders FC 1 vs. Colorado Rapids 1

July 20, 2013, on the Xbox Pitch at CenturyLink Field (Seattle, Wash.)

Att: 39,196

DeAndre Yedlin scored his first career MLS goal as Seattle Sounders FC drew, 1-1, with the Colorado Rapids on the Xbox Pitch at CenturyLink Field. After an hour of scoreless play, Colorado opened up the scoring in the 60th minute when Nick LaBrocca's corner found Drew Moor at the near post for a header goal. Yedlin equalized four minutes later on his first career MLS goal. Lamar Neagle's low shot in the box hit the far post and rolled right to Yedlin, whose initial shot was saved by Irwin. The rebound fell to Yedlin and he headed it into the back of the net on his second attempt.

SCORING

SEA - Yedlin 64'

COL - Moor (LaBrocca) 60'

	Shots	Saves	Fouls	Offsides	Corners
SEA	17	1	10	0	7
COL	9	6	13	3	6

STARTING LINEUP

GK Weber

D Yedlin

D Hurtado

D Scott*

D Gonzalez

M Rosales (Evans, 71)

M Alonso

M Carrasco* (Zavaleta, 86)

M Burch (Estrada, 76)

F Neagle

F Martins

Sounders FC 2 vs. Chivas USA 1

July 28, 2013, on the Xbox Pitch at CenturyLink Field (Seattle, Wash.)

Att: 38,463

Brad Evans and Lamar Neagle scored for Seattle Sounders FC in a 2-1 win over Chivas USA at CenturyLink Field. Obafemi Martins recorded two assists and Andrew Weber earned his first victory for Seattle. Sounders FC conceded the first goal of the match in the 16th minute when Carlos Alvarez weaved through the defense and laid the ball off the Erick Torres, who finished inside the far post. Seattle equalized in the 23rd minute when Martins slipped Evans behind the Chivas backline for a first-time shot past goalkeeper Dan Kennedy. Neagle put Sounders FC ahead in the 57th minute when he beat Kennedy from 10-yards out.

SCORING

SEA - Evans (Martins) 23', Neagle (Rosales, Martins) 57'

CHV - Torres (Alvarez) 16'

	Shots	Saves	Fouls	Offsides	Corners
SEA	20	2	10	3	5
CHV	8	6	16	1	6

STARTING LINEUP

GK Weber

D Yedlin

D Ianni*

D Traore*

D Gonzalez

M Rosales (Estrada, 78)

M Alonso

M Evans

M Burch (Carrasco, 84)

F Neagle

F Martins (Scott, 89)

Sounders FC 3 vs. FC Dallas 0

August 3, 2013, on the Xbox Pitch at CenturyLink Field (Seattle, Wash.)

Att: 39,360

Obafemi Martins and Eddie Johnson scored first-half goals as Seattle Sounders FC defeated FC Dallas, 3-0, on the Xbox Pitch at CenturyLink Field. Brad Evans recorded a goal and an assist and Marcus Hahnemann recorded a shutout in his first MLS appearance for Sounders FC. Seattle scored its first goal in the eighth minute when Mauro Rosales' free kick found Martins for a glancing header in the box. Johnson doubled the lead in the 22nd minute when he got behind the defense on a long ball from Evans and calmly slotted it past Raul Fernandez. Evans made it 3-0 in stoppage time on a penalty kick after David Ferreira fouled Lamar Neagle in the box.

SCORING

SEA - Martins (Rosales) 8', Johnson (Evans) 22', Evans (PK) 90+4'

DAL - None

	Shots	Saves	Fouls	Offsides	Corners
SEA	11	0	17	2	3
DAL	8	1	19	4	2

STARTING LINEUP

GK Hahnemann

D Yedlin

D Ianni

D Traore*

D Gonzalez

M Rosales (Burch, 77)

M Alonso*

M Evans

M Neagle

F Johnson* (Scott, 89)

F Martins (Carrasco, 86)

* - Caution; + - Ejection ^ - Red Card later rescinded

2013 MLS BOX SCORES

Sounders FC 2 at Toronto FC 1

August 10, 2013, at BMO Field (Toronto, Ontario)

Att: 18,766

Mauro Rosales scored his third goal of the season and Clint Dempsey made his return to MLS as Sounders FC defeated Toronto FC, 2-1, at BMO Field. Brad Evans and Eddie Johnson each recorded an assist as Seattle won its third straight game. Seattle got on the board first in the 16th minute when Evans lofted a cross at the far post to Johnson, who headed it back across the goal to Rosales for a left-footed volley into the net. A Toronto own goal made it 2-0 in the 40th minute before the Reds pulled one back right after halftime when Jonathan Osorio's point-blank shot was deflected by the foot of Marcus Hahnemann and breached the line just before being cleared by Leo Gonzalez.

SCORING

SEA - Rosales (Johnson, Evans) 16', Own Goal (Henry) 40'

TOR - Osorio (Wiedemann) 46'

	Shots	Saves	Fouls	Offsides	Corners
SEA	13	2	15	4	5
TOR	12	1	11	2	11

STARTING LINEUP

GK Hahnemann
D Yedlin
D Ianni
D Traore
D Gonzalez
M Rosales (Joseph, 72)
M Alonso
M Evans (Burch, 89)
M Neagle
F Johnson*
F Martins (Dempsey, 34)

Sounders FC 1 at Houston Dynamo 3

August 17, 2013, at BBVA Compass Stadium (Houston, Texas)

Att: 22,289

Shalrie Joseph scored his first goal for Seattle Sounders FC, but a first-half brace from Giles Barnes led Houston to a 3-1 win in front of a sellout crowd of 22,289 at BBVA Compass Stadium. Barnes struck twice in four minutes to give the Dynamo the early lead. In the 17th minute, Will Bruin got behind the Seattle defense and passed back to Barnes, who cut inside and blasted a shot inside the far corner. Four minutes later, Barnes added a second tally when he collected a ball from Brad Davis, turned and rocketed a 30-yard shot to the upper corner. Seattle pulled one goal back in the 65th minute when Marc Burch's free kick found Joseph in the box. Joseph hammered a header that bounced over Tally Hall and into the open net. Clint Dempsey made his first start for Sounders FC, playing 90 minutes with a team-high four shots.

SCORING

SEA - Joseph (Burch) 65'

HOU - Barnes (Bruin) 17', Barnes (Davis) 21', Bruin (Davis) 74'

	Shots	Saves	Fouls	Offsides	Corners
SEA	20	1	10	2	9
HOU	16	2	10	5	4

STARTING LINEUP

GK Gspurning
D Yedlin
D Ianni
D Traore (Scott, 82)
D Gonzalez*
M Rosales (Evans, 62)
M Alonso
M Joseph
M Burch (Zavaleta, 85)
F Neagle
F Dempsey

Sounders FC 1 vs. Portland Timbers 0

August 25, 2013, on the Xbox Pitch at CenturyLink Field (Seattle, Wash.)

Att: 67,385

Eddie Johnson scored the lone goal on an assist from Mauro Rosales as Seattle Sounders FC defeated the Portland Timbers, 1-0, in front of a record crowd of 67,385 on the Xbox Pitch at CenturyLink Field. After an hour of scoreless play, Rosales, who entered the match just four minutes earlier, whipped in a free kick that Johnson headed inside the far post for his sixth goal of the season. Michael Gspurning made four saves, including two in stoppage time, en route to his seventh shutout of the season, marking his second clean sheet in four games against the Timbers. The 67,385 in attendance was the largest ever for a soccer game in Seattle and the second-largest attendance in MLS history for a standalone match.

SCORING

SEA - Johnson (Rosales) 60'

POR - None

	Shots	Saves	Fouls	Offsides	Corners
SEA	15	4	10	1	9
POR	10	2	16	2	9

STARTING LINEUP

GK Gspurning
D Yedlin
D Scott
D Hurtado
D Gonzalez
M Evans
M Alonso
M Joseph (Rosales, 56)
M Neagle (Traore, 90+1)
F Dempsey
F Johnson (Carrasco, 90+5)

Sounders FC 1 at Columbus Crew 0

August 31, 2013, at Crew Stadium (Columbus, Ohio)

Att: 20,392

Despite playing a man down, Sounders FC earned three points on the road with a 1-0 result over the Columbus Crew at Crew Stadium. Eddie Johnson and Mauro Rosales connected for the second consecutive game, giving Seattle five wins in the past six games. In the 15th minute, Rosales found Johnson in the box with a free kick and the striker headed inside the far post to put Seattle up 1-0. Michael Gspurning made three saves en route to his second consecutive clean sheet, giving him eight on the season.

SCORING

SEA - Johnson (Rosales) 15'

CLB - None

	Shots	Saves	Fouls	Offsides	Corners
SEA	7	3	11	3	3
CLB	24	1	12	2	9

STARTING LINEUP

GK Gspurning
D Yedlin
D Scott
D Hurtado
D Gonzalez+
M Rosales (Burch, 74)
M Alonso
M Evans (Carrasco, 19)
M Neagle
F Dempsey
F Johnson (Traore*, 61)

* - Caution; + - Ejection ^ - Red Card later rescinded

2013 MLS BOX SCORES

Sounders FC 1 vs. Chivas USA 0

September 4, 2013, on the Xbox Pitch at CenturyLink Field
(Seattle, Wash.) Att: 38,317

Lamar Neagle scored the game-winner as Seattle Sounders FC defeated Chivas USA, 1-0, on the Xbox Pitch at CenturyLink Field. In the 24th minute, Marc Burch's long free kick from the right side found Neagle in the six-yard box, who settled the ball and fired a shot past Dan Kennedy. Michael Gspurning made one save en route to his third consecutive shutout and ninth of the season, eclipsing 2012's total of eight.

SCORING

SEA - Neagle (Burch) 24'

CHV - None

	Shots	Saves	Fouls	Offsides	Corners
SEA	11	1	17	2	10
CHV	13	2	13	1	4

STARTING LINEUP

GK Gspurning
D Yedlin
D Ianni
D Traore
D Scott
M Rosales (Rose, 82)
M Alonso
M Carrasco
M Burch (Hurtado, 89)
F Estrada (Zavaleta, 84)
F Neagle

Sounders FC 2 vs. Chicago Fire 1

September 7, 2013, on the Xbox Pitch at CenturyLink Field
(Seattle, Wash.) Att: 38,503

Lamar Neagle scored for the second-straight game as Sounders FC defeated the Chicago Fire, 2-1, on the Xbox Pitch at CenturyLink Field. A late own goal from Chicago proved to be the game winner as Seattle won its fourth straight match. Chicago scored first in the 25th minute when Dilly Duka played Mike Magee behind the defense for a one-on-one against Seattle keeper Michael Gspurning. Seattle equalized 15 minutes later when Marc Burch and Neagle connected for a goal in the second consecutive game. After a Mauro Rosales cross was pawed away by Chicago keeper Sean Johnson, Burch recovered the ball and found Neagle in the box for a first-time finish. The score remained 1-1 until the 89th minute when second-half substitute Zach Scott made a dangerous run up the left side and sent a cross that was deflected by Gonzalo Segares into the goal.

SCORING

SEA - Neagle (Burch) 40', Own Goal (Segares) 89'

CHI - Magee (Duka) 25'

	Shots	Saves	Fouls	Offsides	Corners
SEA	15	2	15	0	5
CHI	12	4	12	1	3

STARTING LINEUP

GK Gspurning
D Yedlin
D Hurtado
D Traore
D Gonzalez*
M Rosales* (Estrada, 80)
M Alonso
M Rose
M Burch (Scott, 82)
F Neagle
F Martins (Carrasco, 89)

Sounders FC 2 vs. Real Salt Lake 0

September 13, 2013, on the Xbox Pitch at CenturyLink Field
(Seattle, Wash.) Att: 55,107

Obafemi Martins and Lamar Neagle both scored as Seattle Sounders FC defeated Real Salt Lake, 2-0, in front of 55,107 on the Xbox Pitch at CenturyLink Field. The win was Seattle's fifth straight as it moved into first place overall in the Supporter's Shield standings. Seattle went up 1-0 in the third minute, marking the fastest goal scored by Sounders FC this season. Martins one-timed Andy Rose down to the end line on the left side for a cross back to Martins, who knocked a volley into the back of the net. Neagle made it 2-0 in the 38th minute, marking his third-straight game with a goal. Martins played DeAndre Yedlin down the right wing with space and the rookie crossed to Neagle in the box for a volley finish through traffic into the back of the net.

SCORING

SEA - Martins (Rose) 3', Neagle (Yedlin, Martins) 38'

RSL - None

	Shots	Saves	Fouls	Offsides	Corners
SEA	10	3	14	0	4
RSL	9	3	15	1	0

STARTING LINEUP

GK Gspurning
D Yedlin*
D Hurtado
D Scott
D Gonzalez
M Rosales (Johnson, 75)
M Alonso
M Rose
M Burch (Dempsey, 61)
F Neagle (Estrada, 89)
F Martins

Sounders FC 1 at LA Galaxy 1

September 21, 2013, at the StubHub Center (Carson, Calif.)
Att: 27,000

Eddie Johnson scored his eighth goal of the season as Sounders FC played to a 1-1 road draw with the LA Galaxy at the StubHub Center. Mauro Rosales tied the franchise record with 34 career assists as Seattle extended its unbeaten streak to six games (5-0-1). The Rave Green scored first in the 25th minute when Rosales' corner kick found a wide-open Johnson for a sharp near-post header into the back of the net. The Galaxy equalized moments before the halftime whistle when Juninho put a free kick over the wall from the top of the box and into the corner of the net.

SCORING

SEA - Johnson (Rosales) 25'

LA - Juninho 45+2'

	Shots	Saves	Fouls	Offsides	Corners
SEA	7	1	19	8	2
LA	11	1	9	0	7

STARTING LINEUP

GK Gspurning
D Yedlin
D Hurtado
D Scott*+
D Gonzalez
M Rosales (Evans, 76)
M Alonso*
M Rose (Moffat, 65)
M Neagle
F Johnson
F Martins (Burch, 82)

* - Caution; + - Ejection ^ - Red Card later rescinded

2013 MLS BOX SCORES

Sounders FC 1 vs. New York Red Bulls 1

September 29, 2013, on the Xbox Pitch at CenturyLink Field (Seattle, Wash.) Att: 39,083

Brad Evans scored his fourth goal of the season as Sounders FC drew, 1-1, with the New York Red Bulls on the Xbox Pitch at CenturyLink Field. Seattle extended its unbeaten streak to seven games (5-0-2) and had not lost in its last 14 (10-0-4) home outings. Seattle earned a penalty kick in the 44th minute when Evans' cross was handled by New York defender Markus Holgersson in the box. Evans converted the penalty for his fourth goal of the season, converting all seven career penalty attempts. Tim Cahill equalized for New York in the 76th minute with a strong finish to the far netting after a prolonged scramble in the box. Sounders FC out-shot the Red Bulls, 15-8, had 21 open-play crosses to New York's 10, and held 61.1% of the possession.

SCORING

SEA - Evans (penalty) 45'

NY - Cahill 76'

	Shots	Saves	Fouls	Offsides	Corners
SEA	15	2	9	4	2
NY	8	2	18	5	3

STARTING LINEUP

GK Gspurning
D Yedlin
D Hurtado
D Traore
D Burch
M Rosales (Moffat, 79)
M Alonso
M Evans*
M Neagle
F Johnson
F Martins

Sounders FC 1 at Colorado Rapids 5

October 5, 2013, at Dick's Sporting Goods Park (Commerce City, Colo.) Att: 18,076

Eddie Johnson scored his ninth goal of the season as Sounders FC fell, 5-1, to the Colorado Rapids at Dick's Sporting Goods Park, snapping Seattle's seven-match (5-0-2) unbeaten streak. Deshorn Brown scored the first of Colorado's four first-half goals moments after the opening kick for the second fastest goal in league history. Dillon Powers made it 2-0 nine minutes later from a Vicente Sanchez corner kick, Brown completed his brace in the 31st when he finished from the edge of the box, and Drew Moor made it 4-0 in the 41st minute on another Sanchez corner kick. Seattle scored in the 63rd when Marc Burch lobbed a ball over the defense to Johnson, who held off a defender and converted past Clint Irwin. Torres made it 5-1 in stoppage time on a ball from Martin Rivero.

SCORING

SEA - Johnson (Burch) 63'

COL - Brown (Torres) 1', Powers (Sanchez) 10', Brown (Powers) 31', Moor (Thomas, Sanchez) 41', Torres (Sanchez) 90+1'

	Shots	Saves	Fouls	Offsides	Corners
SEA	13	4	14	2	6
COL	15	3	9	1	3

STARTING LINEUP

GK Gspurning
D Yedlin
D Hurtado (Ianni, 46)
D Scott*+
D Burch
M Rosales (Remick, 65)
M Alonso (Rose, 74)
M Moffat
M Evans
F Neagle
F Johnson

* - Caution; + - Ejection ^ - Red Card later rescinded

Sounders FC 1 vs. Vancouver Whitecaps FC 4

October 9, 2013, on the Xbox Pitch at CenturyLink Field (Seattle, Wash.) Att: 38,833

Manneh Kekuta scored a hat trick as Seattle Sounders FC fell, 4-1, to Vancouver Whitecaps FC on the Xbox Pitch at CenturyLink Field. Mauro Rosales scored Seattle's lone goal as Sounders FC remained in second place in the Western Conference. Manneh opened the scoring in the 12th minute when Daigo Kobayashi headed him a ball behind the defense and the striker finished past the onrushing Michael Gspurning. In the 42nd minute, Young-Pyo Lee played a long ball down the right side to Camilo, who one-timed a pass to Manneh running full speed into the box for the second goal. Manneh completed the hat trick in the 54th minute when he got behind the defense again on a short pass from Kobayashi. Rosales pulled Seattle one back in the 69th minute when he converted a rebound attempt on an Osvaldo Alonso shot. Nigel Reo-Coker made it 4-1 in the 82nd minute when he got into the open field on a counter attack and finished from a tight angle.

SCORING

SEA - Rosales 69'

VAN - Manneh (Kobayashi) 12', Manneh (Camilo, Lee) 42', Manneh (Kobayashi) 53', Reo-Coker 82'

	Shots	Saves	Fouls	Offsides	Corners
SEA	21	1	12	0	8
VAN	7	6	12	4	1

STARTING LINEUP

GK Gspurning
D Yedlin
D Hurtado
D Traore
D Burch (Ianni, 60)
M Rosales
M Alonso
M Rose (Zakuani, 79)
M Estrada (Dempsey, 51)
F Neagle
F Martins

Sounders FC 0 at Portland Timbers 1

October 13, 2013, at JELD-WEN Field (Portland, Ore.) Att: 20,674

Kalif Alhassan tallied late in the first half as Seattle Sounders fell to the Portland Timbers at JELD-WEN Field. The loss snapped Seattle's four-game (2-0-2) unbeaten run against the Timbers and awarded the Vancouver Whitecaps FC the 2013 Cascadia Cup. Portland scored the game's lone goal just before the halftime whistle. Following a Seattle clearance, the ball fell to Alhassan at the top of the box and he fired a shot inside the bottom left corner to give the Timbers the 1-nil lead.

SCORING

SEA - None

POR - Alhassan 45'

	Shots	Saves	Fouls	Offsides	Corners
SEA	15	2	14	0	3
POR	11	2	9	1	5

STARTING LINEUP

GK Hahneemann
D Yedlin
D Hurtado*
D Ianni
D Gonzalez
M Rosales (Estrada, 57)
M Alonso+
M Moffat*
M Caskey (Rose, 81)
F Dempsey (Zakuani, 77)
F Neagle

Sounders FC 0 at FC Dallas 2**October 19, 2013**, at Toyota Stadium (Frisco, Texas)

Att: 15,017

Michel scored a goal and an assist as Sounders fell, 2-0, to FC Dallas at Toyota Stadium. After over an hour of scoreless play, Matt Hedges put Dallas on the board in the 65th minute. Michel, who had come on as substitute seven minutes earlier, found Hedges in the box with a free kick and the defender headed it inside the near post. Michel made it 2-0 on a rebound in the 88th minute. David Ferreira took a shot from distance that deflected off a Seattle defender right to Michel in the box for a tap-in.

SCORING**SEA** - None**DAL** - Hedges (Michel) 65', Michel 88'

	Shots	Saves	Fouls	Offsides	Corners
SEA	15	2	15	4	1
DAL	13	3	11	2	3

STARTING LINEUP

GK Hahnmann

D Yedlin

D Hurtado

D Ianni

D Gonzalez

M Rosales (Zavaleta, 80)

M Moffat (Rose, 80)

M Evans

M Caskey (Estrada, 69)

F Dempsey

F Neagle

Sounders FC 1 vs. LA Galaxy 1**October 27, 2013**, on the Xbox Pitch at CenturyLink Field

(Seattle, Wash.) Att: 66,216

Clint Dempsey scored his first club goal as Seattle Sounders FC drew, 1-1, with the LA Galaxy on the Xbox Pitch at CenturyLink Field. Dempsey scored his first goal for Sounders FC in the 30th minute. Lamar Neagle's cross from the right flank got deflected in the box and fell to Dempsey at the back post, who flicked the ball with the outside of his right foot for the game's opening goal. Robbie Keane netted the equalizer in the 78th minute when he fired a volley from 15 yards out that bounced through the defense and inside the far post. Seattle finished the 2013 regular season in fourth place in the Western Conference.

SCORING**SEA** - Dempsey (Neagle) 30'**LA** - Keane (Jimenez) 78'

	Shots	Saves	Fouls	Offsides	Corners
SEA	13	5	15	6	8
LA	12	3	12	0	4

STARTING LINEUP

GK Gspurning

D Yedlin

D Hurtado

D Traore

D Burch

M Evans

M Alonso

M Dempsey

M Moffat

F Neagle (Rose, 87)

F Johnson (Rosales, 78)

2013 MLS CUP PLAYOFFS BOXSCORES

Sounders FC 2 vs. Colorado Rapids 0

October 30, 2013, on the Xbox Pitch at CenturyLink Field (Seattle, Wash.)
Att: 32,204

Brad Evans scored the first-half game-winner and Eddie Johnson added a late tally as Seattle Sounders FC beat the Colorado Rapids, 2-0, in the Knockout Round of the MLS Cup Playoffs at CenturyLink Field. With the win, Sounders FC advanced to the Western Conference Semifinals against the Portland Timbers. Evans, who wore the captain's armband, opened the scoring in the 28th minute. After collecting a ball from Johnson on the left flank, Leo Gonzalez whipped a cross into the box that was deflected by a Colorado defender to Evans at the top corner of the box for a blast into the far side netting. Johnson added an insurance tally in second-half stoppage time when Clint Dempsey played him into the box and he finished inside the near post.

SCORING

SEA - Evans 28', Johnson (Dempsey) 90+3

COL - None

	Shots	Saves	Fouls	Offsides	Corners
SEA	14	2	17	4	4
COL	7	2	19	1	2

STARTING LINEUP

GK Gspurning+
D Yedlin (Burch, 45)
D Hurtado
D Traore
D Gonzalez
M Evans
M Alonso
M Dempsey
M Moffat (Scott, 90)
F Neagle* (Hahnemann, 87)
F Johnson*

Sounders FC 1 vs. Portland Timbers 2

November 2, 2013, on the Xbox Pitch at CenturyLink Field (Seattle, Wash.)
Att: 38,507

Osvaldo Alonso scored in the 90th minute as the Seattle Sounders FC fell behind, 2-1, to the Portland Timbers in the first leg of the Western Conference Semifinals on the Xbox Pitch at CenturyLink Field. Portland struck first with a goal in the 15th minute. Jack Jewsbury brought the ball up the right flank and sent a cross to the near post where Ryan Johnson flicked a header to the far netting for his first career playoff goal. The Timbers doubled the lead in the 67th minute when Kalif Alhassan found Darlington Nagbe in the box to make it 2-0. Alonso netted Seattle's lone goal in the final moments of the game. Shalrie Joseph flicked on a Brad Evans throw-in that fell to Alonso in the box for a first-time shot down the center of the goal for his second-career playoff goal.

SCORING

SEA - Alonso (Joseph, Evans) 90'

POR - Johnson (Jewsbury, Chara) 15', Nagbe (Alhassan) 67'

	Shots	Saves	Fouls	Offsides	Corners
SEA	20	3	13	1	11
POR	10	4	21	1	1

STARTING LINEUP

GK Hahnemann
D Scott (Rosales, 63)
D Hurtado
D Traore
D Gonzalez (Burch, 84)
M Evans
M Alonso
M Dempsey
M Moffat (Joseph, 77)
F Neagle*
F Johnson

Sounders FC 2 at Portland Timbers 3

November 7, 2013, at JELD-WEN Field (Portland, Ore.)
Att: 20,674

Despite second-half goals from DeAndre Yedlin and Eddie Johnson, Sounders FC fell, 3-2, to the Portland Timbers in the second leg of the Western Conference Semifinals at JELD-WEN Field. Portland jumped out to a 3-0 lead as they advance on aggregate, 5-3, to the Western Conference Championship. Portland got on the board first when Will Johnson converted penalty kick in the 29th minute after a Seattle hand ball in the box. In the 44th minute Diego Valeri received a ball in traffic on the right side of the box, beat a defender and converted a sliding shot from a tight angle inside the far post to make it 2-0. Mamadou Dansou put the Timbers up four goals on aggregate in the 47th minute with a header after a quick restart. Sounders FC then rallied back with back-to-back goals moments apart. In the 74th minute, Brad Evans' long throw-in was deflected twice in the box and fell to Yedlin at the far post for a blast into the net. A minute later, Yedlin crossed into the box and found Johnson, who rose above the Timbers defense for a header into the back of the net.

SCORING

SEA - Yedlin 74', Johnson (Yedlin) 76'

POR - Johnson (penalty) 29', Valeri (Wallace) 44', Danso (Wallace, Johnson) 47'

	Shots	Saves	Fouls	Offsides	Corners
SEA	13	3	21	1	5
POR	13	1	14	1	1

STARTING LINEUP

GK Gspurning
D Yedlin
D Hurtado
D Traore
D Burch*
M Evans
M Alonso (Rose, 84)
M Dempsey*
M Moffat (Rosales, 58)
F Joseph (Martins, 49)
F Johnson

* - Caution; + - Ejection ^ - Red Card later rescinded

2012-13 CONCACAF CHAMPIONS LEAGUE BOX SCORES

Sounders FC 0 at Tigres UANL 1

March 6, 2013, at Estadio Universitario (Monterrey, Mexico)
Att: 32,810

Sounders FC kicked off the 2012-13 CONCACAF Champions League Quarterfinals with a 1-0 loss to Tigres UANL in the first leg at Estadio Universitario. After 74 minutes of scoreless play, second-half substitute Alan Pulido scored the game's lone goal for the home side. Michael Gspurning saved the initial header off a Tigres cross, but Pulido headed the rebound into the back of the net to break the scoreless tie.

SCORING

SEA - None

TIG - Pulido 74'

	Shots	Saves	Fouls	Offsides	Corners
SEA	3	4	13	2	1
TIG	18	2	6	5	7

STARTING LINEUP

GK Gspurning
D Scott (Yedlin, 81)
D Traore
D Hurtado
D Gonzalez
M Caskey
M Alonso
M Evans
M Martinez (Burch, 89)
F Rosales (Neagle, 68)
F Johnson

Sounders FC 3 vs. Tigres UANL 1

March 12, 2013, on the Xbox Pitch at CenturyLink Field (Seattle, Wash.)
Att: 20,520

Seattle Sounders FC became the first MLS team to oust a Mexican team from the CONCACAF Champions League tournament with a 3-1 win over Tigres UANL, clinching a 3-2 aggregate-goal series win. Defenders DeAndre Yedlin and Djimi Traore both scored long-range shots and Eddie Johnson scored the second-half series-clincher in front of 20,520 on the Xbox Pitch at CenturyLink Field. Tigres scored first in the 23rd minute when Alberto Acosta evaded the defense up the left side and crossed to Elias Hernandez, who headed it into the back of the net to go up 2-nil on aggregate. In the 53rd minute, Yedlin scored the first goal of the season for Sounders FC when he blasted a 30-yard volley that found its way through a crowd of players and into the back of the net. Traore scored the second goal seven minutes later when he gathered a clearance, touched twice, then rocketed a 30-yard shot that hit the bottom of the crossbar and down into the goal. Johnson scored the series winner in the 75th minute. Zakuani played a ball from deep up the left side to Johnson, who attacked the goal and beat the keeper inside the near post.

SCORING

SEA - Yedlin 53', Traore 60', Johnson (Zakuani) 75'

TIG - Hernandez (Acosta) 23'

	Shots	Saves	Fouls	Offsides	Corners
SEA	19	4	9	5	13
TIG	9	3	12	3	8

STARTING LINEUP

GK Gspurning*
D Yedlin
D Traore
D Hurtado
D Gonzalez
M Rosales (Martinez, 54)
M Alonso*
M Evans (Rose, 27)
M Zakuani* (Burch, 83)
F Ochoa
F Johnson*

Sounders FC 0 vs. Santos Laguna 1

April 2, 2013, on the Xbox Pitch at CenturyLink Field (Seattle, Wash.)
Att: 21,057

Herculez Gomez scored the lone goal as Seattle Sounders FC fell to Santos Laguna, 1-0, in the first leg of the 2012-13 CONCACAF Champions League. In the 54th minute, Carlos Quintero's shot from the top of the box was stopped by a diving Marcus Hahnemann, but Gomez rocketed the rebound into the top right corner of the net to put Santos up 1-0. It was Gomez's fourth goal in three career games against Sounders FC after scoring three times in the 2011-12 CCL Quarterfinals. Despite not scoring, Seattle finished with 13 shots-including nine in the second half-and held the majority of possession, finishing with an 11-1 advantage in corner kicks.

SCORING

SEA - None

SAN - Gomez 54'

	Shots	Saves	Fouls	Offsides	Corners
SEA	13	4	12	0	11
SAN	14	2	16	7	1

STARTING LINEUP

GK Hahnemann
D Yedlin
D Scott
D Traore
D Gonzalez
M Martinez
M Evans (Rosales, 72)
M Alonso
M Joseph (Rose, 72)
F Caskey (Zakuani, 78)
F Ochoa

Sounders FC 1 at Santos Laguna 1

April 9, 2013, at Estadio Corona (Torreon, Mexico)
Att: 19,500

Lamar Neagle scored the lone goal as Seattle Sounders FC drew, 1-1, at Santos Laguna in the second leg of the 2012-13 CONCACAF Champions League Semifinals. Santos Laguna advanced to the Final, 2-1, on aggregate after a 1-0 first-leg win in Seattle. The game marked an end to a landmark 2012-13 CCL campaign for Sounders FC in which it became just the third MLS club in history to advance to the tournament's semifinals. Seattle finished the tournament 5-2-1 with a 16-9 goal advantage. Carlos Quintero put Santos on the board first in the 21st minute when he converted his 25-yard free kick. Sounders FC found life in the 73rd minute when Neagle dribbled into the box and crossed to an open Steve Zakuani. After Zakuani's shot was blocked, Neagle knocked the rebound into the back of the net.

SCORING

SEA - Neagle 73'

SAN - Quintero 21'

	Shots	Saves	Fouls	Offsides	Corners
SEA	19	1	13	5	8
SAN	11	4	8	0	2

STARTING LINEUP

GK Gspurning
D Yedlin
D Scott
D Traore
D Gonzalez
M Martinez (Rosales, 59)
M Alonso
M Joseph
M Caskey
F Zakuani (Ochoa, 77)
F Johnson (Neagle, 61)

* - Caution; + - Ejection ^ - Red Card later rescinded

Sounders FC 0 at Tampa Bay Rowdies 1**May 29, 2013**, at Al Lang Stadium (St. Petersburg, Florida)

Att: 4,124

Georgi Hristov scored the lone goal as Seattle Sounders FC fell to the Tampa Bay Rowdies, 1-0, in the third round of the 2013 Lamar Hunt U.S. Open Cup. It marks the first Open Cup loss in club history for Seattle (17-1-2) after advancing to the final the previous four years, winning three straight titles from 2009-11. In the 75th minute, Hristov tapped in a rebound after Marcus Hahnemann made a diving save on a Luke Mulholland shot deep inside the box. It was just the third time Sounders FC has allowed the first goal in an Open Cup match, and in both games the Rave Green came back to win 2-1 (7/21/09 vs. HOU and 10/5/10 vs. CLB).

SCORING**SEA** - None**TB** - Hristov 75'

	Shots	Saves	Fouls	Offsides	Corners
SEA	14	2	10	3	9
TB	10	5	6	3	3

STARTING LINEUP

GK Hahnemann
 D Remick (Martins, 81)
 D Scott
 D Hurtado
 D Burch
 M Caskey* (Ochoa, 70)
 M Carrasco
 M Rose
 M Martinez*
 F Neagle
 F Estrada

2013 MLS RESERVE LEAGUE BOX SCORES

Sounders FC 0 vs. Portland Timbers 1

March 17, 2013, at Starfire Sports Stadium (Tukwila, Wash.)

SCORING

SEA - None

POR - Jose Valencia (Steven Evans 86')

	Shots	Saves	Fouls	Offsides	Corners
SEA	15	7	9	2	6
POR	15	2	10	2	6

STARTING LINEUP

GK Hahnemann
D Remick
D Fairclough
D Scott
D Gonzalez (Duran, 45)
M Lund
M Carrasco
M Caskey
M Neagle
F Estrada (Morris, 45)
F Zavaleta (Wingo, 72)

Sounders FC 1 at LA Galaxy 1

April 15, 2013, at the StubHub Center (Carson, Calif.)

SCORING

SEA - Zavaleta (Burch) 7'

LA - Jiminez (PK) 29'

	Shots	Saves	Fouls	Offsides	Corners
SEA	10	3	7	n/a	n/a
LA	7	5	7	n/a	n/a

STARTING LINEUP

GK Ford
D Remick
D Scott
D Ianni (Fairclough, 68)
D Burch
M Lund
M Carrasco
M Rose
M Martinez (Duran, 45)
F Zavaleta
F Ochoa (Bates, 63)

Sounders FC 2 vs. San Jose Earthquakes 1

April 23, 2013, at Starfire Sports Stadium (Tukwila, Wash.)

SCORING

SEA - Own Goal (Gorskie) 56', Bates 72'

SJ - Gorskie 90+1'

	Shots	Saves	Fouls	Offsides	Corners
SEA	13	5	6	3	7
SJ	16	5	9	1	7

STARTING LINEUP

GK Hahnemann
D Scott
D Fairclough
D Ianni
D Remick
M M. Martinez (Estrada, 57)
M Carrasco
M Rose
M Caskey (J. Martinez, 45)
F Lund (Bates, 69)
F Zavaleta (Ochoa*, 80)

Sounders FC 0 vs. Orlando City SC 2

May 12, 2013, at Cheney Stadium (Tacoma, Wash.) Att: 2,174

SCORING

SEA - None

ORL - Dwyer (Boden) 4', Dwyer (Chin) 53'

	Shots	Saves	Fouls	Offsides	Corners
SEA	12	4	6	1	3
ORL	11	3	12	6	9

STARTING LINEUP

GK Hahnemann
D Remick
D Hurtado (C. Crook, 45)
D Ianni
D Matula (Wingo, 84)
M Caskey (Lund, 60)
M Joseph
M Rose*
M Zakuani (Morris, 55)
F Zavaleta (Ochoa, 62)
F Estrada

* - Caution; + - Ejection ^ - Red Card later rescinded

2013 MLS RESERVE LEAGUE BOX SCORES

Sounders FC 1 at Chivas USA 2

June 2, 2013, at the StubHub Center (Carson, Calif.)

SCORING

SEA - Own Goal (Purdy) 77'

CHV - Calvert (Rivera) 69', Bowen (Soto) 76'

No team Stats available

STARTING LINEUP

GK Hahnnemann
D Remick (Fairclough, 78)
D Hurtado
D Ianni*
D Burch
M Estrada
M Joseph
M Caskey
M Lund (Wingo, 62)
F Ochoa
F Zavaleta (Bates, 55)

Sounders FC 0 at Vancouver Whitecaps FC 4

July 7, 2013, at Langley Event Center (Langley, B.C.)

SCORING

SEA - None

VAN - Hurtado 56', Adekugbe (Hurtado) 63', Heinemann (Bustos, Adekugbe) 74', Heinemann (Bustos) 90+3'

	Shots	Saves	Fouls	Offsides	Corners
SEA	15	5	12	2	7
VAN	22	5	8	2	5

STARTING LINEUP

GK Hahnnemann (Herrick, 68)
D Remick
D Ianni
D C. Crook
D Burch
M Bates* (Hauser, 76)
M Rose (Wingo, 45)
M Caskey
M Estrada
F Lund (Zavaleta, 52)
F Ochoa*

Sounders FC 2 vs. Colorado Rapids 3

July 21, 2013, at Starfire Sports Stadium (Tukwila, Wash.)

SCORING

SEA - Cunningham 12', Wingo (Estrada, Ochoa) 72'

COL - Mwanga (Smith) 6', Cascio 13', Cascio (Smith) 20'

	Shots	Saves	Fouls	Offsides	Corners
SEA	18	3	7	4	6
COL	13	6	12	4	2

STARTING LINEUP

GK Herrick
D Remick
D Ianni
D Cunningham
D Moses
M Estrada
M McCormick
M Trialist (Ramos, 45)
M Bates (Fairclough, 77)
F Zavaleta (Wingo, 62)
F Ochoa

Sounders FC 3 vs. Chivas USA 2

July 29, 2013, at Starfire Sports Stadium (Tukwila, Wash.)

SCORING

SEA - Zavaleta (Estrada, Carrasco) 44', Carrasco (PK) 63', Zavaleta (Remick) 81'

CHV - Rivera (Izazola) 34', Rivera 37'

	Shots	Saves	Fouls	Offsides	Corners
SEA	19	4	10	2	5
CHV	14	7	12	2	7

STARTING LINEUP

GK Herrick
D C. Crook
D Fairclough
D Scott (Hurtado, 45)
D Remick
M Bates (Wingo, 73)
M Carrasco
M Gavin (Rose, 45)
M Adnane (Morris*, 45)
F Estrada
F Zavaleta

Sounders FC 0 at Orlando City SC 2

August 11, 2013, at Citrus Bowl (Orlando, Fla.) Att: 10,697

SCORING

SEA - None

ORL - Molino 1', Valentino (Pulis) 30'

	Shots	Saves	Fouls	Offsides	Corners
SEA	6	3	10	4	3
ORL	14	2	17	5	6

STARTING LINEUP

GK Weber
D Bates
D Scott (C. Crook, 79)
D Hurtado (McCormick, 82)
D Remick
M Gavin (Wingo, 63)
M Carrasco*
M Rose
M Burch*
F Estrada
F Zavaleta (Chaffin, 89)

Sounders FC 2 vs. Vancouver Whitecaps FC 2

August 26, 2013, at Starfire Sports Stadium (Tukwila, Wash.)

SCORING

SEA - Zavaleta (Gavin) 51', Estrada 90+

VAN - Bustos 30', Mitchell 82'

	Shots	Saves	Fouls	Offsides	Corners
SEA	20	2	13	4	8
VAN	9	3	6	2	5

STARTING LINEUP

GK Weber
D Estrada
D Ianni
D Burch*
D Remick (C. Crook*, 22)
M Wingo (Chaffin, 67)
M Gavin (McCormick, 77)
M Carrasco
M Rose
M Caskey (Lund, 57)
F Zavaleta

* - Caution; + - Ejection ^ - Red Card later rescinded

2013 MLS RESERVE LEAGUE BOX SCORES

Sounders FC 2 vs. Real Salt Lake 0

September 14, 2013, at Starfire Sports Stadium (Tukwila, Wash.)

SCORING

SEA - Estrada (Lund, Gavin) 13', Ianni (Gavin) 54'

RSL - None

	Shots	Saves	Fouls	Offsides	Corners
SEA	6	2	14	2	4
RSL	16	5	11	4	5

STARTING LINEUP

GK Hahneemann
D Bates (Weijl, 45)
D Ianni
D N'Diaye
D Critchlow
M Lund (Sweet, 90)
M Gavin
M Caskey
M Remick (Frago, 61)
F Estrada
F Zavaleta

Sounders FC 4 at Portland Timbers 1

October 14, 2013, at JELD-WEN Field (Portland, Ore.)

SCORING

SEA - Estrada 7', Azira 34', Rose (Estrada, Tan) 70', C. Crook 82'

POR - Rincon 54'

	Shots	Saves	Fouls	Offsides	Corners
SEA	18	0	8	5	3
POR	4	8	7	4	4

STARTING LINEUP

GK Herrick
D Bates*
D Scott
D Burch
D Remick
M Lund (McCormick, 78)
M Gavin (Tan, 64)
M Rose
M Azira
F Estrada (C. Crook, 81)
F Zavaleta

* - Caution; + - Ejection ^ - Red Card later rescinded

2013 MLS REGULAR SEASON STATISTICS

UNF POS	Player	GP	GS	MIN	G	A	P	SHT	SOG	FC/FS	OFF	CK	C/E	
7	F	Eddie Johnson	21	20	1725	9	2	20	51	27	19/35	42	0	6/0
27	M/F	Lamar Neagle	30	27	2409	8	4	20	61	25	54/32	16	16	1/1
9	F	Obafemi Martins	20	17	1466	8	4	20	43	16	17/28	7	0	0/1
10	M	Mauro Rosales	33	26	2175	4	8	16	24	7	20/43	4	100	2/0
3	M	Brad Evans	24	21	1761	4	5	13	37	11	22/25	7	6	3/0
17	D	DeAndre Yedlin	31	30	2710	1	2	4	13	4	35/27	4	0	2/1
25	D	Andy Rose	18	9	888	1	2	4	10	4	17/4	0	1	2/0
23	M	Servando Carrasco	19	13	1230	1	1	3	13	2	26/18	1	0	2/0
19	D	Djimi Traore	27	25	2235	1	0	2	9	1	16/22	0	0	5/0
2	M/F	Clint Dempsey	9	6	651	1	0	2	32	7	4/23	1	2	1/0
21	M	Shalrie Joseph	10	6	592	1	0	2	6	3	11/9	0	0	1/1
8	D	Marc Burch	20	13	1158	0	4	4	8	0	13/13	0	26	0/0
12	D	Leo Gonzalez	27	27	2318	0	1	1	7	0	38/18	0	0	4/1
6	M	Osvaldo Alonso	26	26	2179	0	1	1	33	4	54/37	0	0	3/2
15	M	Mario Martinez	10	5	503	0	1	1	14	5	1/12	3	17	0/0
11	M	Steve Zakuani	8	6	492	0	1	1	10	2	7/8	2	0	0/0
1	GK	Michael Gspurning	28	28	2475	0	0	0	0	0	0/4	0	0	0/0
34	D	Jhon Kennedy Hurtado	27	25	2243	0	0	0	8	0	28/9	2	0	5/0
20	D	Zach Scott	21	16	1458	0	0	0	7	4	33/6	0	0	5/2
4	D	Patrick Ianni	9	7	705	0	0	0	5	1	9/7	0	0	1/0
16	F/M	David Estrada	17	4	498	0	0	0	5	3	4/6	2	0	0/0
14	M	Alex Caskey	10	5	430	0	0	0	3	0	4/6	0	1	0/0
26	M	Adam Moffat (SEA)	6	4	386	0	0	0	8	2	9/3	0	0	1/0
		Adam Moffat (TOT)	32	28	2333	3	1	7	36	6	32/18	2	14	4/0
24	GK	Marcus Hahneemann	4	4	360	0	0	0	0	0	0/0	0	0	0/1
37	GK	Andrew Weber	3	2	225	0	0	0	0	0	0/0	0	0	0/0
26	F	Sammy Ochoa	4	2	175	0	0	0	2	0	4/1	0	0	0/0
22	F	Eriq Zavaleta	5	0	31	0	0	0	2	1	0/1	1	0	0/0
33	D	Dylan Remick	1	0	25	0	0	0	0	0	1/0	0	0	0/0
32	M	Philip Lund	1	0	16	0	0	0	0	0	0/0	0	0	0/0
28	F	Will Bates	0	0	0	0	0	0	0	0	0/0	0	0	0/0
29	GK	Josh Ford	0	0	0	0	0	0	0	0	0/0	0	0	0/0
15	M	Blair Gavin	0	0	0	0	0	0	0	0	0/0	0	0	0/0
		Own Goals Received				3								
		Team totals	34	34	3060	42	36	120	411	129	446/425	92	169	44/10
		Opponent totals	34	34	3060	42	34	118	431	132	425/446	76	168	50/2

GP-games played;GS-games started;MIN-minutes;G-goals;A-assists;P-points;SHT-shots;SOG-shots on goal;FC-fouls caused;FS-fouls suffered;OFF-offsides; C/E-cautions/ejections

GAME-WINNING GOALS: Obafemi Martins 5, Lamar Neagle 4, Eddie Johnson 3, Djimi Traore 1 (2 Own Goals)

GAME-WINNING ASSISTS: Mauro Rosales 5, Obafemi Martins 2, Lamar Neagle 2, Andy Rose 2, Marc Burch 1, Brad Evans 1, Eddie Johnson 1

PENALTY KICK GOALS/ATTEMPTS: Brad Evans 2/2, Servando Carrasco 1/1, Osvaldo Alonso 0/1

SEATTLE SOUNDERS FC INDIVIDUAL GOALKEEPING

UNF	POS	GOALKEEPER	GP	GS	MIN	SHTS	SV	GA	GAA	PG	PA	W-L-T	SO
1	GK	Michael Gspurning	28	28	2475	114	76	35	1.27	2	2	12-9-6	10
24	GK	Marcus Hahneemann	4	4	360	10	6	4	1.00	0	0	2-2-0	1
37	GK	Andrew Weber	3	2	225	8	5	3	1.20	0	0	1-1-1	0
29	GK	Josh Ford	0	0	0	0	0	0	0.00	0	0	0-0-0	0
		Team totals	34	34	3060	132	87	42	1.24	2	2	15-12-7	11
		Opponent totals	34	34	3060	129	76	42	1.24	3	4	12-15-7	9

GP-games played;GS-goals scored;MIN-minutes;SHTS-shots;SV-saves;GA-goals allowed;GAA-goals against avg.;PG-penalty goals;PA-penalty attempts;W/L-T-wins/losses.ties;SO-shutouts

2013 MLS REGULAR SEASON RESULTS

DAY	DATE	OPPONENT	RESULT	ATT.	RECORD	GOAL SCORERS
MARCH (0-3-1; GF 2, GA 5)						
Sat.	3/2	Montreal Impact	L, 0-1	38,998	0-1-0	SEA: None; MTL: Arnaud (35)
Sat.	3/16	Portland Timbers	D, 1-1	40,150	0-1-1	SEA: Johnson (13); POR: Wallace (90+)
Sat.	3/23	at San Jose Earthquakes	L, 0-1	10,525	0-2-1	SEA: None; SJ: Wondolowski (46+)
Sat.	3/30	at Real Salt Lake	L, 1-2	20,359	0-3-1	SEA: Evans (57); RSL: Findley (8), Gil (35)
APRIL (1-0-1; GF 1, GA 0)						
Sat.	4/13	New England Revolution	D, 0-0	38,323	0-3-2	SEA: None; NE: None
Sat.	4/20	at Colorado Rapids	W, 1-0	12,063	1-3-2	SEA: Martins (27); COL: None
MAY (3-1-1; GF 11, GA 8)						
Sat.	5/4	at Philadelphia Union	D, 2-2	18,344	1-3-3	SEA: Johnson (10), Rosales (64); PHI: Cruz (50, 51)
Wed.	5/8	at Sporting Kansas City	W, 1-0	18,602	2-3-3	SEA: Traore (94+); KC: None
Sat.	5/11	San Jose Earthquakes	W, 4-0	38,880	3-3-3	SEA: Neagle (28, 54), Rosales (46+), Martins (93+); SJ: None
Sat.	5/18	FC Dallas	W, 4-2	38,979	4-3-3	SEA: Johnson (16, 62), Neagle (31), Martins (83); DAL: Cooper (54), Michel (61)
Sat.	5/26	at LA Galaxy	L, 0-4	24,811	4-4-3	SEA: None; LA: Franklin (12), Keane (24, 34, 44)
JUNE (2-1-0; GF 5, GA 4)						
Sat.	6/1	at Chivas USA	W, 2-0	9,053	5-4-3	SEA: Martins (22), Own Goal (33); CHV: None
Sat.	6/8	Vancouver Whitecaps FC	W, 3-2	53,679	6-4-3	SEA: Rose (9), Carrasco (70), Neagle (81); VAN: Camilo (10, 26)
Sat.	6/22	at Real Salt Lake	L, 0-2	19,848	6-5-3	SEA: None; RSL: Beckerman (41), Findley (46)
JULY (2-2-1; GF 5, GA 5)						
Wed.	7/3	D.C. United	W, 2-0	39,280	7-5-3	SEA: Martins (19, 91+); DC: None
Sat.	7/6	at Vancouver Whitecaps FC	L, 0-2	22,500	7-6-3	SEA: None; VAN: Miller (4), Mattocks (79)
Sat.	7/13	at San Jose Earthquakes	L, 0-1	10,525	7-7-3	SEA: None; SJ: Martinez (48)
Sat.	7/20	Colorado Rapids	D, 1-1	39,196	7-7-4	SEA: Yedlin (65); COL: Moor (60)
Sun.	7/28	Chivas USA	W, 2-1	38,463	8-7-4	SEA: Evans (23), Neagle (57); CHV: Torres (16)
AUGUST (4-1-0; GF 8, GA 4)						
Sat.	8/3	FC Dallas	W, 3-0	39,260	9-7-4	SEA: Martins (8), Johnson (22), Evans (94+); DAL: None
Sat.	8/10	at Toronto FC	W, 2-1	18,766	10-7-4	SEA: Rosales (16), Own Goal (40); TOR: Osorio (46)
Sat.	8/17	at Houston Dynamo	L, 1-3	22,289	10-8-4	SEA: Joseph (65); HOU: Barnes (17, 21), Bruin (74)
Sun.	8/25	Portland Timbers	W, 1-0	67,385	11-8-4	SEA: Johnson (60); POR: None
Sat.	8/31	at Columbus Crew	W, 1-0	20,392	12-8-4	SEA: Johnson (14); CLB: None
SEPTEMBER (3-0-2; GF 7, GA 3)						
Wed.	9/4	Chivas USA	W, 1-0	38,317	13-8-4	SEA: Neagle (24); CHV: None
Sat.	9/7	Chicago Fire	W, 2-1	38,503	14-8-4	SEA: Neagle (40), Own Goal (89); CHI: Magee (25)
Fri.	9/13	Real Salt Lake	W, 2-0	55,107	15-8-4	SEA: Martins (3), Neagle (38); RSL: None
Sat.	9/21	at LA Galaxy	D, 1-1	27,000	15-8-5	SEA: Johnson (25); LA: Juninho (47+)
Sun.	9/29	New York Red Bulls	D, 1-1	39,083	15-8-6	SEA: Evans (45); NY: Cahill (76)
OCTOBER (0-4-1; GF 3, GA 13)						
Sat.	10/5	at Colorado Rapids	L, 1-5	18,076	15-9-6	SEA: Johnson (63); COL: Brown (1, 31), Powers (10); Moor (41), Torres (91+)
Wed.	10/9	Vancouver Whitecaps FC	L, 1-4	38,833	15-10-6	SEA: Rosales (69); VAN: Manneh (12, 42, 54), Reo-Coker (82)
Sun.	10/13	at Portland Timbers	L, 0-1	20,674	15-11-6	SEA: None; POR: Alhassan (45)
Sat.	10/19	at FC Dallas	L, 0-2	15,017	15-12-6	SEA: None; DAL: Hedges (65), Michel (87)
Sun.	10/27	LA Galaxy	D, 1-1	66,216	15-12-7	SEA: Dempsey (30); LA: Keane (78)
TOTALS: 15-12-7; GF 42, GA 42						

2013 MLS Cup Playoffs Statistics

UNF	POS	Player	GP	GS	MIN	G	A	P	SHT	SOG	FC/FS	OFF	CK	C/E
7	F	Eddie Johnson	3	3	270	2	0	4	8	3	5/8	3	0	1/0
3	M	Brad Evans	3	3	270	1	1	3	8	2	4/6	0	1	0/0
17	D	DeAndre Yedlin	2	2	135	1	1	3	1	1	5/2	0	0	0/0
6	M	Osvaldo Alonso	3	3	264	1	0	2	3	1	6/7	1	0	0/0
2	M/F	Clint Dempsey	3	3	270	0	1	1	14	3	4/4	0	10	1/0
21	M	Shalrie Joseph	2	1	62	0	1	1	0	0	0/1	0	0	0/0
34	D	Jhon Kennedy Hurtado	3	3	270	0	0	0	2	1	3/3	0	0	0/0
19	D	Djimi Traore	3	3	270	0	0	0	1	0	2/4	0	0	0/0
26	M	Adam Moffat	3	3	224	0	0	0	3	1	2/4	1	0	0/0
27	M/F	Lamar Neagle	2	2	177	0	0	0	7	1	6/3	1	0	2/0
1	GK	Michael Gspurning	2	2	175	0	0	0	0	0	1/0	0	0	0/1
12	D	Leo Gonzalez	2	2	174	0	0	0	0	0	5/1	0	0	0/0
8	D	Marc Burch	3	1	141	0	0	0	1	0	3/1	0	3	1/0
24	GK	Marcus Hahnemann	2	1	93	0	0	0	0	0	0/0	0	0	0/0
20	D	Zach Scott	2	1	64	0	0	0	0	0	1/0	0	0	0/0
10	M	Mauro Rosales	2	0	59	0	0	0	0	0	2/5	0	5	0/0
9	F	Obafemi Martins	1	0	41	0	0	0	0	0	0/1	0	1	0/0
25	D	Andy Rose	1	0	6	0	0	0	0	0	2/0	0	0	0/0
28	F	Will Bates	0	0	0	0	0	0	0	0	0/0	0	0	0/0
14	M	Alex Caskey	0	0	0	0	0	0	0	0	0/0	0	0	0/0
16	F/M	David Estrada	0	0	0	0	0	0	0	0	0/0	0	0	0/0
29	GK	Josh Ford	0	0	0	0	0	0	0	0	0/0	0	0	0/0
15	M	Blair Gavin	0	0	0	0	0	0	0	0	0/0	0	0	0/0
4	D	Patrick Ianni	0	0	0	0	0	0	0	0	0/0	0	0	0/0
32	M	Philip Lund	0	0	0	0	0	0	0	0	0/0	0	0	0/0
33	D	Dylan Remick	0	0	0	0	0	0	0	0	0/0	0	0	0/0
11	M	Steve Zakuani	0	0	0	0	0	0	0	0	0/0	0	0	0/0
22	F	Eriq Zavaleta	0	0	0	0	0	0	0	0	0/0	0	0	0/0
Own Goals Received						3								
Team totals			3	3	270	5	4	14	48	13	51/54	6	20	5/1
Opponent totals			3	3	270	5	6	16	30	13	54/51	3	4	8/0

GP-games played;GS-games started;MIN-minutes;G-goals;A-assists;P-points;SHT-shots;SOG-shots on goal;FC-fouls caused;FS-fouls suffered;OFF-offsides; C/E-cautions/ejections

GAME-WINNING GOALS: Brad Evans 1

GAME-WINNING ASSISTS: None

PENALTY KICK GOALS/ATTEMPTS: None

SEATTLE SOUNDERS FC INDIVIDUAL GOALKEEPING

UNF	POS	GOALKEEPER	GP	GS	MIN	SHTS	SV	GA	GAA	PG	PA	W-L-T	SO
1	GK	Michael Gspurning	2	2	175	8	5	3	1.54	1	1	1-1-0	0
24	GK	Marcus Hahnemann	2	1	93	5	3	2	1.94	0	0	0-1-0	0
29	GK	Josh Ford	0	0	0	0	0	0	0.00	0	0	0-0-0	0
Team totals			3	3	270	13	8	5	1.67	1	1	1-2-0	1
Opponent totals			3	3	270	12	7	5	1.67	0	0	2-1-0	0

GP-games played;GS-goals scored;MIN-minutes;SHTS-shots;SV-saves;GA-goals allowed;GAA-goals against avg.;PG-penalty goals;PA-penalty attempts;W/L/T-wins/losses.ties;SO-shutouts

2013 MLS Cup Playoffs Results

DAY	DATE	OPPONENT	RESULT	ATT.	RECORD	GOAL SCORERS
Wed.	10/30	Colorado Rapids	W, 2-0	32,204	1-0-0	SEA: Evans (28), Johnson (90+3); COL: None
Sat.	11/2	Portland Timbers	L, 1-2	38,507	1-1-0	SEA: Alonso (90); POR: R. Johnson (15), Nagbe (67)
Thur.	11/7	at Portland Timbers	L, 2-3	20,674	1-2-0	SEA: Yedlin (74), Johnson (76); POR: W. Johnson (29), Valeri (44), Danso (47)

2013 U.S. OPEN CUP STATISTICS

UNF POS	Player	GP	GS	MIN	G	A	P	SHT	SOG	C/E
8	D Marc Burch	1	1	90	0	0	0	0	0	0/0
23	M Servando Carrasco	1	1	90	0	0	0	0	0	0/0
16	F/M David Estrada	1	1	90	0	0	0	0	0	0/0
24	GK Marcus Hahnemann	1	1	90	0	0	0	0	0	0/0
34	D Jhon Kennedy Hurtado	1	1	90	0	0	0	3	1	0/0
15	M Mario Martinez	1	1	90	0	0	0	5	0	1/0
27	M/F Lamar Neagle	1	1	90	0	0	0	2	2	0/0
25	M Andy Rose	1	1	90	0	0	0	1	0	0/0
20	D Zach Scott	1	1	90	0	0	0	0	0	0/0
33	D Dylan Remick	1	1	79	0	0	0	1	1	0/0
14	M Alex Caskey	1	1	67	0	0	0	0	0	1/0
26	F Sammy Ochoa	1	0	23	0	0	0	0	0	0/0
9	F Obafemi Martins	1	0	11	0	0	0	2	1	0/0
Team Totals		1	1	90	0	0	0	14	5	2/0
Opponent Totals		1	1	90	1	0	2	10	3	1/0

GP-games played; GS-games started; MIN-minutes; G-goals; A-assists; P-points; SHT-shots, SOG-shots on goal; C/E-cautions/ejections

GAME-WINNING GOALS: None

GAME-WINNING ASSISTS: None

PENALTY KICK GOALS/ATTEMPTS: Obafemi Martins 0/1

SEATTLE SOUNDERS FC INDIVIDUAL GOALKEEPING

UNF	POS	GOALKEEPER	GP	GS	MIN	SHTS	SV	GA	GAA	PG	PA	W-L-T	SO
24	GK	Marcus Hahnemann	1	1	90	3	2	1	1.00	0	0	0-1-0	0
Team totals			1	1	90	3	2	1	1.00	0	0	0-1-0	0
Opponent totals			1	1	90	5	5	0	0.00	0	1	1-0-0	1

GP-games played;GS-goals scored;MIN-minutes;SHTS-shots;SV-saves;GA-goals allowed;GAA-goals against avg.;PG-penalty goals;PA-penalty attempts;W/L/T-wins/losses.ties;SO-shutouts

2013 U.S. OPEN CUP RESULTS

DAY	DATE	OPPONENT	RESULT	ATT.	RECORD	GOAL SCORERS
Wed.	5/29	at Tampa Bay Rowdies	L, 0-1	4,124	0-1-0	SEA: None; TB: Hristov (75)

2012-13 CONCACAF CHAMPIONS LEAGUE STATISTICS (SOUNDERS FC)

UNF	POS	Player	GP	GS	MIN	G	A	P	SHT	SOG	FC/FS	OFF	CK	C/E
26	F	Sammy Ochoa	7	6	549	4	1	9	19	7	6/3	7	0	0/0
17	F	Fredy Montero	3	2	177	2	1	5	7	3	3/4	0	0	1/0
7	F	Eddie Johnson	4	4	317	2	0	4	9	5	6/7	2	0	1/0
25	M	Andy Rose	5	3	327	1	3	5	7	3	6/1	0	0	0/0
27	M	Alex Caskey	7	6	498	1	2	4	3	1	6/4	0	21	0/0
11	M	Steve Zakuani	4	3	250	1	1	3	5	2	4/0	0	0	1/0
19	D	Djimi Traore	4	4	360	1	0	2	2	2	3/4	0	0	0/0
3	M	Brad Evans	6	5	390	1	0	2	5	2	3/3	1	1	0/0
17	D	DeAndre Yedlin	4	3	279	1	0	2	2	1	4/1	0	0	0/0
16	F/M	David Estrada	1	1	90	1	0	2	2	2	0/0	0	0	0/0
27	M	Lamar Neagle	2	0	50	1	0	2	5	2	2/0	0	0	0/0
15	M	Mario Martinez	7	6	515	0	2	2	15	2	7/9	1	24	0/0
20	D	Zach Scott	6	5	540	0	1	1	2	1	19/8	0	0	2/0
6	M	Osvaldo Alonso	7	6	524	0	1	1	9	4	8/8	0	4	1/0
31	D	Jeff Parke	3	3	225	0	1	1	1	0	5/2	0	0	0/0
21	M	Cordell Cato	3	1	131	0	1	1	2	0	1/3	3	0	0/0
34	D	Jhon Kennedy Hurtado	6	6	540	0	0	0	3	0	8/6	0	0	0/0
1	GK	Michael Gspurning	5	5	450	0	0	0	0	0	0/0	0	0	0/0
12	D	Leo Gonzalez	6	4	391	0	0	0	0	0	6/2	1	0	0/0
8	D	Marc Burch	6	3	323	0	0	0	1	1	0/0	0	0	0/0
23	M	Servando Carrasco	3	2	225	0	0	0	0	0	6/2	0	0	1/0
24	GK	Marcus Hahnemann	2	2	180	0	0	0	0	0	0/0	0	0	0/0
4	D	Patrick Ianni	2	2	180	0	0	0	2	0	4/5	0	0	1/0
10	M	Mauro Rosales	4	2	172	0	0	0	1	0	1/5	1	9	1/0
21	M	Shalrie Joseph	2	2	102	0	0	0	5	0	1/2	0	0	0/0
22	M	Michael Seamon	1	1	90	0	0	0	0	0	0/3	0	0	0/0
33	GK	Andrew Weber	1	1	90	0	0	0	0	0	0/0	0	0	0/0
13	M	Christian Tiffert	1	0	4	0	0	0	1	0	0/0	0	0	0/0
5	D	Adam Johansson	1	0	1	0	0	0	0	0	0/0	0	0	0/0
Team totals			8	8	720	16	14	46	108	38	111/83	16	59	9/0
Opponent totals			8	8	720	9	3	21	110	35	83/111	37	37	15/1

GP-games played;GS-games started;MIN-minutes;G-goals;A-assists;P-points;SHT-shots;SOG-shots on goal;FC-fouls caused;FS-fouls suffered;OFF-offsides; C/E-cautions/ejections

GAME-WINNING GOALS: Brad Evans 1, Fredy Montero 1, Sammy Ochoa 1, Djimi Traore 1, Steve Zakuani 1

GAME-WINNING ASSISTS: Osvaldo Alonso 1, Cordell Cato 1, Fredy Montero 1, Jeff Parke 1, Andy Rose 1

PENALTY KICK GOALS/ATTEMPTS: None

SEATTLE SOUNDERS FC INDIVIDUAL GOALKEEPING

UNF	POS	GOALKEEPER	GP	GS	MIN	SHTS	SV	GA	GAA	PG	PA	W-L-T	SO
1	GK	Michael Gspurning	5	5	450	21	13	6	1.20	3	3	3-1-1	0
24	GK	Marcus Hahnemann	2	2	180	10	8	2	1.00	0	0	1-1-0	0
33	GK	Andrew Weber	1	1	90	4	3	1	1.00	1	1	1-0-0	0
Team totals			8	8	720	35	24	9	1.13	4	4	5-2-1	0
Opponent totals			8	8	720	38	22	16	2.00	0	0	2-5-1	2

GP-games played;GS-goals scored;MIN-minutes;SHTS-shots;SV-saves;GA-goals allowed;GAA-goals against avg.;PG-penalty goals;PA-penalty attempts;W/L/T-wins/losses.ties;SO-shutouts

2012-13 CONCACAF CHAMPIONS LEAGUE RESULTS

DAY	DATE	OPPONENT	RESULT	ATT.	RECORD	GOAL SCORERS
Thurs.	8/2/12	Caledonia	W, 3-1	7,767	1-0-0	SEA: Ochoa (19), Montero (30), Rose (42); CAL: Joseph (50)
Thurs.	8/30/12	at Caledonia	W, 3-1	556	2-0-0	SEA: Caskey (45), Ochoa (60), Montero (68);CAL: Joseph (66)
Wed.	9/19/12	at Marathon	W, 3-2	N/A	3-0-0	SEA: Ochoa (11), Johnson (62), Evans (78); MAR: Berrios (35, 67)
Wed.	10/24/12	Marathon	W, 3-1	7,874	4-0-0	SEA: Ochoa (23), Zakuani (28), Estrada (76); MAR: Brown (37)
Wed.	3/6/13	at Tigres UANL	L, 0-1	32,810	4-1-0	SEA: None; TIG: Pulido (74)
Tues.	3/12/13	vs. Tigres UANL	W, 3-1	20,520	5-1-0	SEA: Yedlin (53), Traore (60), Johnson (75); TIG: Hernandez (23)
Tues.	4/2/13	vs. Santos Laguna	L, 0-1	21,057	5-2-0	SEA: None; SAN: Gomez (54)
Tues.	4/9/13	at Santos Laguna	D, 1-1	19,500	5-2-1	SEA: Neagle (73); SAN: Quintero (21)

2013 ALL COMPETITIONS STATISTICS*

UNF POS	Player	GP	GS	MIN	G	A	P	SHT	SOG	FC/FS	OFF	CK	C/E
7 F	Eddie Johnson	27	26	2235	12	2	26	63	34	30/45	47	0	8/0
27 M/F	Lamar Neagle	35	30	2726	9	4	22	73	28	62/35	16	15	3/1
9 F	Obafemi Martins	22	17	1516	8	4	20	43	16	17/29	7	1	0/1
3 M	Brad Evans	30	27	2220	5	6	16	46	13	28/32	7	8	3/0
10 M	Mauro Rosales	39	28	2405	4	8	16	25	7	21/55	5	114	2/0
17 D	DeAndre Yedlin	37	35	3124	3	3	9	17	6	44/30	4	0	2/1
19 D	Djimi Traore	34	32	2865	2	0	4	12	3	21/30	0	0	5/0
25 D	Andy Rose	22	10	1065	1	2	4	12	6	18/4	0	1	2/0
6 M	Osvaldo Alonso	33	33	2803	1	1	3	43	7	65/48	1	4	3/2
23 M	Servando Carrasco	20	14	1320	1	1	3	13	2	27/18	1	0	2/0
2 M/F	Clint Dempsey	12	9	921	1	1	3	46	10	8/27	1	12	2/0
21 M	Shalrie Joseph	14	9	814	1	1	3	11	3	12/12	0	0	1/1
8 D	Marc Burch	26	15	1397	0	4	4	9	0	17/14	0	29	1/0
11 M	Steve Zakuani	11	8	664	0	2	2	14	3	8/11	2	0	1/0
12 D	Leo Gonzalez	33	33	2852	0	1	1	7	0	49/21	0	0	4/1
15 M	Mario Martinez	15	9	867	0	1	1	20	6	4/19	3	30	1/0
1 GK	Michael Gspurning	33	33	2920	0	0	0	0	0	1/5	0	0	1/1
34 D	Jhon Kennedy Hurtado	33	31	2763	0	0	0	10	1	33/12	2	0	5/0
20 D	Zach Scott	27	21	1882	0	0	0	8	5	43/10	0	0	6/2
14 M	Alex Caskey	14	9	747	0	0	0	5	0	6/8	0	8	1/0
4 D	Patrick Ianni	9	7	705	0	0	0	5	1	9/7	0	0	1/0
16 F/M	David Estrada	18	5	588	0	0	0	5	3	4/6	3	0	0/0
24 GK	Marcus Hahnemann	8	7	633	0	0	0	0	0	0/1	0	0	0/1
26 F	Sammy Ochoa	8	4	390	0	0	0	9	0	4/2	4	0	0/0
26 M	Adam Moffat (SEA)	9	7	610	0	0	0	11	3	11/7	1	0	1/0
	Adam Moffat (TOT)	39	31	2,831	3	1	7	48	8	37/24	3	14	4/0
37 GK	Andrew Weber	3	2	225	0	0	0	0	0	0/0	0	0	0/0
33 D	Dylan Remick	2	1	105	0	0	0	0	0	1/0	0	0	0/0
22 F	Eriq Zavaleta	5	0	31	0	0	0	2	1	0/1	1	0	0/0
32 M	Philip Lund	1	0	16	0	0	0	0	0	0/0	0	0	0/0
28 F	Will Bates	0	0	0	0	0	0	0	0	0/0	0	0	0/0
29 GK	Josh Ford	0	0	0	0	0	0	0	0	0/0	0	0	0/0
15 M	Blair Gavin	0	0	0	0	0	0	0	0	0/0	0	0	0/0
	Own Goals Received				3								
	Team totals	42	42	3780	51	41	143	515	162	554/528	108	230	55/11
	Opponent totals	42	42	3780	52	41	145	523	168	528/554	99	199	61/3

GP-games played;GS-games started;MIN-minutes;G-goals;A-assists;P-points;SHT-shots;SOG-shots on goal;FC-fouls caused;FS-fouls suffered;OFF-offsides; C/E-cautions/ejections

Individual shots/fouls/offside/corner kicks unavailable for the U.S. Open Cup match at Tampa Bay Rowdies (5/29). Team totals and individual games/minutes/goals/assists/cards are updated.

GAME-WINNING GOALS: Obafemi Martins 5, Lamar Neagle 4, Eddie Johnson 3, Djimi Traore 2, Brad Evans 1 (2 Own Goals)

GAME-WINNING ASSISTS: Mauro Rosales 5, Obafemi Martins 2, Lamar Neagle 2, Andy Rose 2, Marc Burch 1, Brad Evans 1, Eddie Johnson 1

PENALTY KICK GOALS/ATTEMPTS: Brad Evans 2/2, Servando Carrasco 1/1, Osvaldo Alonso 0/1, Obafemi Martins 0/1

SEATTLE SOUNDERS FC INDIVIDUAL GOALKEEPING

UNF POS	GOALKEEPER	GP	GS	MIN	SHTS	SV	GA	GAA	PG	PA	W-L-T	SO
1 GK	Michael Gspurning	33	33	2920	137	91	41	1.26	3	3	14-11-7	10
24 GK	Marcus Hahnemann	8	7	633	23	16	8	1.14	0	0	2-5-0	1
37 GK	Andrew Weber	3	2	225	8	5	3	1.20	0	0	1-1-1	0
29 GK	Josh Ford	0	0	0	0	0	0	0.00	0	0	0-0-0	0
	Team totals	42	42	3780	168	92	52	1.24	3	3	17-17-8	12
	Opponent totals	42	42	3780	162	108	51	1.21	3	5	17-17-8	12

GP-games played;GS-goals scored;MIN-minutes;SHTS-shots;SV-saves;GA-goals allowed;GAA-goals against avg.;PG-penalty goals;PA-penalty attempts; W/L/T-wins/losses.ties;SO-shutouts

2013 MLS RESERVE LEAGUE STATISTICS

UNF	POS	PLAYER	GP	GS	MIN	G	A	P	C	E
22	F	Eriq Zavaleta	12	11	917	4	0	8	0	0
16	F	David Estrada	11	10	889	3	3	9	0	0
23	M	Servando Carrasco	6	6	540	1	1	3	1	0
4	D	Pat Ianni	8	8	698	1	0	2	1	0
25	M	Andy Rose	8	7	630	1	0	2	1	0
28	F	Will Bates	9	6	563	1	0	2	2	0
	D	Cody Crook	6	2	313	1	0	2	1	0
	F	Henry Wingo	8	1	237	1	0	2	0	0
	M	Mike Azira	1	1	90	1	0	2	0	0
	D	Sean Cunningham	1	1	90	1	0	2	0	0
15	M	Blair Gavin	5	5	339	0	3	3	0	0
33	D	Dylan Remick	12	12	971	0	1	1	0	0
32	M	Philip Lund	9	7	593	0	1	1	0	0
8	D	Marc Burch	6	6	540	0	1	1	2	0
26	F	Sammy Ochoa	6	4	371	0	1	1	2	0
	M	Long Tan	1	0	26	0	1	1	0	0
14	M	Alex Caskey	7	7	522	0	0	0	0	0
24	GK	Marcus Hahnemann	6	6	518	0	0	0	0	0
20	D	Zach Scott	6	6	484	0	0	0	0	0
	D	Ashani Fairclough	6	3	318	0	0	0	0	0
	GK	Doug Herrick	4	3	292	0	0	0	0	0
34	D	Jhon Kennedy Hurtado	4	3	262	0	0	0	0	0
21	M	Shalrie Joseph	2	2	180	0	0	0	0	0
37	GK	Andrew Weber	2	2	180	0	0	0	0	0
	F	Jordan Morris	3	0	125	0	0	0	1	0
	M	Duncan McCormick	4	1	123	0	0	0	0	0
	D	Justin Critchlow	1	1	90	0	0	0	0	0
30	D	Andrew Duran	2	0	90	0	0	0	0	0
29	GK	Josh Ford	1	1	90	0	0	0	0	0
12	D	Leo Gonzalez	1	1	90	0	0	0	0	0
	M	Josue Martinez	2	1	90	0	0	0	0	0
	D	Seth Moses	1	1	90	0	0	0	0	0
	D	Leyti N'Diaye	1	1	90	0	0	0	0	0
27	M	Lamar Neagle	1	1	90	0	0	0	0	0
	D	Mark Matula	1	1	84	0	0	0	0	0
15	M	Mario Martinez	1	1	57	0	0	0	0	0
11	M	Steve Zakuani	1	1	55	0	0	0	0	0
	M	Youseff Adnane	1	1	45	0	0	0	0	0
	M	Luis Ramos	1	0	45	0	0	0	0	0
		Trialist	1	0	45	0	0	0	0	0
	M	Vincent Weijl	1	0	45	0	0	0	0	0
	M	Malcolm Frago	1	0	29	0	0	0	0	0
	M	Satoshi Chaffin	2	0	24	0	0	0	0	0
	F	Jacob Hauser	1	0	14	0	0	0	0	0
	M	Kenny Sweet	1	0	1	0	0	0	0	0
Own Goals Conceded						2				
Own Goals Received						2				
Team totals			12	12	1080	17	12	46	11	0
Opponent totals			12	12	1080	21	13	55	4	0

GP-games played; GS-games started; MIN-minutes; G-goals; A-assists; P-points; C/E-cautions/ejections

GAME-WINNING GOALS: Mike Azira 1, Will Bates 1, Servando Carrasco 1, David Estrada 1

GAME-WINNING ASSISTS: Mike Azira 1, David Estrada 1, Blair Gavin 1, Philip Lund 1

PENALTY KICK ATTEMPTS/GOALS: Servando Carrasco 1/1

SEATTLE SOUNDERS FC INDIVIDUAL GOALKEEPING

UNF	POS	GOALKEEPER	GP	GS	MIN	GA	GAA	PG	PA	W-L-T	SO
24	GK	Marcus Hahnemann	6	6	518	8	1.39	0	0	2-4-0	0
	GK	Doug Herrick	4	3	292	8	2.47	0	1	2-1-0	0
37	GK	Andrew Weber	2	2	180	4	2.00	0	0	0-1-1	0
29	GK	Josh Ford	1	1	90	1	1.00	1	1	0-0-1	0
Team totals			12	12	1080	21	1.75	1	2	4-6-2	1
Opponent totals			12	12	1080	17	1.42	1	1	6-4-2	4

GP-games played;GS-goals scored;MIN-minutes;SHTS-shots;SV-saves;GA-goals allowed;GAA-goals against avg.;PG-penalty goals;PA-penalty attempts;W/L/T-wins/losses/ties;SO-shutouts

2013 MLS RESERVE LEAGUE RESULTS

DAY	DATE	OPPONENT	RESULT	RECORD	GOAL SCORER
Sun.	3/17	Portland Timbers	L, 0-1	0-1-0	SEA: None; POR: Valencia (86)
Mon.	4/15	at LA Galaxy	D, 1-1	0-1-1	SEA: Zavaleta (7); LA: Jiminez (29)
Tues.	4/23	San Jose Earthquakes	W, 2-1	1-1-1	SEA: Own Goal (56), Bates (72); SJ: Gorskie (90+1)
Sun.	5/12	Orlando City SC	L, 0-2	1-2-1	SEA: None; ORL: Dwyer (4, 53)
Sun.	6/2	at Chivas USA	L, 1-2	1-3-1	SEA: Own Goal (77), CHV: Calvert (69), Bowen (76)
Sun.	7/7	at Vancouver Whitecaps FC	L, 0-4	1-4-1	SEA: None; VAN: Hurtado (56), Adekugbe (63), Heinemann (74, 90+3)
Sun.	7/21	Colorado Rapids	L, 2-3	1-5-1	SEA: Cunningham (12), Wingo (72) COL: Mwanga (6), Cascio (13, 20)
Mon.	7/29	Chivas USA	W, 3-2	2-5-1	SEA: Zavaleta (44, 81), Carrasco (63); CHV: Rivera (34, 37)
Mon.	8/11	at Orlando City SC	L, 0-2	2-6-1	SEA: None; ORL: Molino (1), Valentino (30)
Mon.	8/26	Vancouver Whitecaps FC	D, 2-2	2-6-2	SEA: Zavaleta (51), Estrada (90+); VAN: Bustos (30), Mitchell (82)
Sat.	9/14	Real Salt Lake	W, 2-0	3-6-2	SEA: Estrada (13), Ianni (54); RSL: None
Mon.	10/14	at Portland Timbers	W, 4-1	4-6-2	SEA: Estrada (7), Azira (34), Rose (70), C. Crook (82); POR: Rincon (54)

ALL-TIME MLS REGULAR SEASON STATISTICS (SOUNDERS FC ONLY)

UNF	POS	Player	GP	GS	MIN	G	A	P	SHT	SOG	FC/FS	OFF	CK	C/E
17	F	Fredy Montero	119	109	9450	47	34	128	411	154	209/244	90	32	22/2
7	F	Eddie Johnson	49	44	3845	23	5	51	123	52	59/81	77	0	12/0
3	M	Brad Evans	112	103	8900	17	19	53	141	49	84/85	17	17	13/0
11	M	Steve Zakuani	80	67	5543	17	14	48	116	53	44/60	37	4	5/0
27	M/F	Lamar Neagle	53	36	3417	13	6	32	93	37	64/46	18	24	2/1
15	M	Alvaro Fernandez	55	38	3244	13	3	29	59	28	34/68	11	20	5/1
10	M	Mauro Rosales	86	73	6076	12	34	58	58	21	58/146	15	242	5/0
21	F	Nate Jaqua	66	37	3530	9	12	30	72	23	82/51	32	1	10/1
9	F	Obafemi Martins	20	17	1466	8	4	20	43	16	17/28	7	0	0/1
6	M	Oswaldo Alonso	139	135	11839	6	12	24	180	44	204/185	0	14	27/2
24	F	Roger Levesque	53	18	2015	6	2	14	30	16	29/27	16	0	4/0
16	F/M	David Estrada	40	18	1721	5	0	10	34	14	11/20	9	0	1/0
9	F	Blaise Nkufo	11	11	931	5	0	10	15	11	9/16	4	0	2/0
14	D	Tyrone Marshall	46	39	3585	3	3	9	14	7	39/24	0	0	10/2
4	D	Patrick Ianni	83	68	6492	3	2	8	34	7	71/41	0	0	9/0
2	F	Mike Fucito	23	13	1092	3	2	8	27	8	23/12	10	8	2/0
26	F	Sammy Ochoa	17	5	598	3	1	7	17	5	9/13	0	0	0/0
10	M	Freddie Ljungberg	37	35	3068	2	12	16	48	20	49/102	11	169	9/1
25	D	Andy Rose	41	20	2044	2	3	7	27	8	33/13	0	1	6/0
23	M	Sanna Nyassi	38	16	1546	2	3	7	35	13	33/22	14	1	4/0
13	F	O'Brian White	7	7	517	2	2	6	15	8	9/3	6	0	0/0
7	D	James Riley	84	83	7331	1	9	11	17	5	70/62	2	1	11/2
14	M	Alex Caskey	30	17	1523	1	4	6	22	5	25/23	0	16	0/0
34	D	Jhon Kennedy Hurtado	108	103	9123	1	3	5	30	3	128/67	3	0	19/3
12	D	Leo Gonzalez	98	92	8090	1	3	5	18	3	133/49	4	1	19/2
5	D	Tyson Wahl	39	33	3123	1	3	5	9	2	34/17	0	32	6/0
9	F	Sebastien Le Toux	28	15	1457	1	3	5	27	12	7/14	11	52	0/0
31	D	Jeff Parke	78	77	6637	1	2	4	33	7	64/60	0	0	8/0
17	D	DeAndre Yedlin	31	30	2710	1	2	4	13	4	35/27	4	0	2/1
12	M	Nathan Sturgis	29	21	1923	1	2	4	13	5	17/37	1	69	1/0
8	M	Erik Friberg	26	23	1897	1	2	4	9	3	30/13	3	27	4/0
20	D	Zach Scott	66	51	4611	1	1	3	22	6	82/31	1	0	17/3
23	M	Servando Carrasco	40	22	2154	1	1	3	21	2	41/25	1	7	8/0
25	F	Pat Noonan	21	10	941	1	1	3	17	6	6/8	14	1	0/0
19	D	Djimi Traore	27	25	2235	1	0	2	9	1	16/22	0	0	5/0
2	M/F	Clint Dempsey	9	6	651	1	0	2	32	7	4/23	1	2	1/0
21	M	Shalrie Joseph	10	6	592	1	0	2	6	3	11/9	0	0	1/1
8	D	Marc Burch	49	32	2982	0	7	7	16	1	29/26	0	29	3/0
13	M	Christian Tiffert	12	11	978	0	3	3	7	1	19/9	4	31	4/0
5	D	Adam Johansson	21	21	1834	0	2	2	0	0	31/13	2	0	1/0
8	M	Peter Vagenas	21	16	1281	0	2	2	4	1	25/22	1	7	4/0
18	GK	Kasey Keller	93	93	8264	0	1	1	0	0	2/12	0	0	0/1
1	GK	Michael Gspurning	49	49	4320	0	1	1	0	0	0/8	0	0	0/0
15	M	Mario Martinez	13	5	543	0	1	1	15	5	3/13	3	21	1/0
22	M	Mike Seamon	9	3	364	0	1	1	6	2	0/7	0	0	0/0
21	M/F	Cordell Cato	8	0	117	0	1	1	3	0	3/1	0	0	0/0
35	GK	Bryan Meredith	12	10	990	0	0	0	0	0	0/0	0	0	0/0
33	GK	Andrew Weber	6	5	450	0	0	0	0	0	0/0	0	0	0/0
15	M	Stephen King	10	3	433	0	0	0	3	0	1/3	0	0	0/0
26	M	Adam Moffat	6	4	386	0	0	0	8	2	9/3	0	0	1/0
24	GK	Marcus Hahnemann	4	4	360	0	0	0	0	0	0/0	0	0	0/1
32	M	Miguel Montano	8	1	192	0	0	0	4	0	4/8	2	0	0/1
1	GK	Chris Eylander	1	1	90	0	0	0	0	0	0/0	0	0	0/0
28	M	Christian Sivebaek	3	1	88	0	0	0	0	0	4/1	0	0	1/0
22	GK	Ben Dragavon	1	0	61	0	0	0	0	0	0/0	0	0	0/0
28	GK	Terry Boss	1	0	45	0	0	0	0	0	0/0	0	0	0/0
22	F	Eriq Zavaleta	5	0	31	0	0	0	2	1	0/1	1	0	0/0
33	D	Dylan Remick	1	0	25	0	0	0	0	0	1/0	0	0	0/0
32	M	Philip Lund	1	0	16	0	0	0	0	0	0/0	0	0	0/0
30	M	Amadou Sanyang	1	0	8	0	0	0	0	0	0/0	0	0	0/0
26	D	Taylor Graham	1	0	1	0	0	0	0	0	0/0	0	0	0/0
Own-goals received					9									
Team totals			162	162	14580	226	228	680	1958	681	2004/2058	432	838	265/26
Opponent totals			162	162	14580	176	152	504	1888	634	1058/2003	343	824	283/18

GP-games played;GS-games started;MIN-minutes;G-goals;A-assists;P-points;SHT-shots,SOG-shots on goal;FC-fouls caused;FS-fouls suffered;OFF-offsides; C/E-cautions/ejections

GAME-WINNING GOALS: Fredy Montero 16, Eddie Johnson 8, Lamar Neagle 6, Obafemi Martins 5, Alvaro Fernandez 4, Steve Zakuani 4, Osvaldo Alonso 3, Brad Evans 3, Mauro Rosales 4, Roger Levesque 3, David Estrada 2, Mike Fucito 2, Nate Jaqua 2, Blaise Nkufo 2, Leo Gonzalez 1, Patrick Ianni 1, Freddie Ljungberg 1, Sanna Nyassi 1, Jeff Parke 1, Zach Scott 1, Djimi Traore 1 (3 own goals)

GAME-WINNING ASSISTS: Mauro Rosales 15, Fredy Montero 9, Brad Evans 8, Freddie Ljungberg 5, Steve Zakuani 5, Nate Jaqua 4, James Riley 4, Osvaldo Alonso 3, Lamar Neagle 3, Sanna Nyassi 3, Marc Burch 2, Alex Caskey 2, Jhon Kennedy Hurtado 2, Eddie Johnson 2, Tyrone Marshall 2, Obafemi Martins 2, Andy Rose 2, Tyson Wahl 2, O'Brian White 2, Cordell Cato 1, Alvaro Fernandez 1, Mike Fucito 1, Leo Gonzalez 1, Patrick Ianni 1, Kasey Keller 1, Sebastien Le Toux 1, Roger Levesque 1, Jeff Parke 1, Nathan Sturgis 1, Christian Tiffert 1

PENALTY KICK GOALS/ATTEMPTS: Brad Evans 7/7, Osvaldo Alonso 1/2, Servando Carrasco 1/1, Nathan Sturgis 1/1, Alvaro Fernandez 1/2, Mauro Rosales 1/2, Freddie Ljungberg 0/1, Pat Noonan 0/1, Fredy Montero 0/2

SEATTLE SOUNDERS FC INDIVIDUAL GOALKEEPING

UNF	POS	GOALKEEPER	GP	GS	MIN	SHTS	SV	GA	GAA	PG	PA	W -L-T	SO
18	GK	Kasey Keller	93	93	8264	372	270	97	1.06	8	12	44-22-25	30
1	GK	Michael Gspurning	49	49	4320	191	138	50	1.04	4	4	24-13-11	18
35	GK	Bryan Meredith	12	10	990	36	20	14	1.27	0	0	3-3-5	3
33	GK	Andrew Weber	6	5	450	17	10	7	1.40	0	0	1-2-2	0
24	GK	Marcus Hahnemann	4	4	360	10	6	4	1.00	0	0	2-2-0	1
1	GK	Chris Eylander	1	1	90	3	1	2	2.00	0	0	0-1-0	0
22	GK	Ben Dragavon	1	0	61	3	2	1	1.48	0	0	0-1-0	0
28	GK	Terry Boss	1	0	45	2	1	1	2.00	1	1	0-0-1	0
Team totals			162	162	14580	634	445	176	1.09	13	17	74-44-44	53
Opponent totals			162	162	14580	681	449	226	1.40	12	19	44-74-44	40

GP-games played;GS-goals scored;MIN-minutes;SHTS-shots;SV-saves;GA-goals allowed;GAA-goals against avg.;PG-penalty goals;PA-penalty at-tempts;W/L/T-wins/losses.ties;SO-shutouts

ALL-TIME MLS CUP PLAYOFF STATISTICS (SOUNDERS FC ONLY)

UNF POS	Player	GP	GS	MIN	G	A	P	SHT	SOG	FC/FS	OFF	CK	C/E	
7	F	Eddie Johnson	6	5	475	3	0	6	14	5	7/13	10	0	2/0
6	M	Oswaldo Alonso	13	13	1194	2	0	4	18	6	18/17	1	2	4/1
3	M	Brad Evans	11	11	951	1	2	4	15	6	10/13	0	1	2/0
20	D	Zach Scott	6	4	337	1	1	3	2	2	2/2	0	0	0/0
17	D	DeAndre Yedlin	2	2	135	1	1	3	1	1	5/2	0	0	0/0
11	M	Steve Zakuani	7	5	428	1	0	2	7	3	1/7	3	1	0/0
27	M/F	Lamar Neagle	4	3	313	1	0	2	12	4	8/3	1	0	2/0
15	M	Mario Martinez	3	2	185	1	0	2	5	3	1/6	0	6	0/0
17	F	Fredy Montero	10	10	830	0	2	2	21	6	16/18	3	3	3/0
13	M	Christian Tiffert	4	4	318	0	1	1	3	2	5/3	1	7	0/0
2	M/F	Clint Dempsey	3	3	270	0	1	1	14	3	4/4	0	10	1/0
21	F	Nate Jaqua	4	2	232	0	1	1	7	2	7/3	1	0	0/0
21	M	Shalrie Joseph	2	1	62	0	1	1	0	0	0/1	0	0	0/0
34	D	Jhon Kennedy Hurtado	11	11	1020	0	0	0	4	2	10/10	1	0	1/0
12	D	Leo Gonzalez	8	8	744	0	0	0	4	0	21/8	0	0	1/0
31	D	Jeff Parke	7	7	605	0	0	0	6	1	10/7	0	0	1/0
18	GK	Kasey Keller	6	6	570	0	0	0	0	0	1/0	0	0	1/0
1	GK	Michael Gspurning	6	6	535	0	0	0	0	0	1/1	0	0	0/1
7	D	James Riley	5	5	480	0	0	0	0	0	5/4	0	0	0/1
5	D	Adam Johansson	4	4	343	0	0	0	0	0	6/3	0	0	0/0
8	D	Marc Burch	5	3	321	0	0	0	1	0	6/2	0	23	1/0
19	D	Djimi Traore	3	3	270	0	0	0	1	0	2/4	0	0	0/0
4	D	Pat Ianni	3	3	257	0	0	0	3	1	2/1	0	0	1/0
23	M	Servando Carrasco	3	2	225	0	0	0	0	0	6/2	0	0	1/0
26	M	Adam Moffat	3	3	224	0	0	0	3	1	2/4	1	0	0/0
14	D	Tyrone Marshall	3	2	219	0	0	0	1	0	4/1	0	0	1/0
10	M	Freddie Ljungberg	2	2	210	0	0	0	2	1	0/10	0	14	1/0
9	F	Blaise Nkufo	2	2	180	0	0	0	5	2	0/6	0	0	1/0
24	F	Roger Levesque	4	0	162	0	0	0	5	0	3/1	0	0	1/0
15	M	Alvaro Fernandez	4	2	152	0	0	0	3	0	2/3	0	5	0/0
12	D	Nathan Sturgis	2	2	145	0	0	0	2	2	1/2	0	7	0/0
23	M	Sanna Nyassi	3	2	135	0	0	0	1	1	5/1	1	0	0/0
26	F	Sammy Ochoa	3	2	134	0	0	0	5	1	2/2	0	0	0/0
2	F	Mike Fucito	3	1	129	0	0	0	6	2	0/2	0	6	0/0
8	M	Erik Friberg	2	1	120	0	0	0	3	0	2/1	0	6	1/0
10	M	Mauro Rosales	4	1	157	0	0	0	2	0	3/7	0	13	0/0
24	GK	Marcus Hahnemann	2	1	93	0	0	0	0	0	0/0	0	0	0/0
27	M	Alex Caskey	1	1	73	0	0	0	0	0	2/3	0	0	0/0
16	F	David Estrada	3	0	51	0	0	0	1	1	0/0	0	0	0/0
9	F	Obafemi Martins	1	0	41	0	0	0	0	0	1/0	0	1	0/0
9	F	Sebastien Le Toux	2	0	38	0	0	0	0	0	0/0	0	0	0/0
25	M	Andy Rose	3	0	40	0	0	0	0	0	1/1	0	0	0/0
Team totals		13	13	1200	11	10	32	177	58	174/192	23	85	24/3	
Opponent totals		13	13	1200	16	17	49	139	65	192/172	35	50	22/0	

GP-games played;GS-games started;MIN-minutes;G-goals;A-assists;P-points;SHT-shots;SOG-shots on goal;FC-fouls caused;FS-fouls suffered;OFF-offsides; C/E-cautions/ejections

GAME-WINNING GOALS: Oswaldo Alonso 1, Brad Evans 1, Mario Martinez 1, Zach Scott 1

GAME-WINNING ASSISTS: Brad Evans 1, Fredy Montero 1, Christian Tiffert 1

PENALTY KICK ATTEMPTS/GOALS: Oswaldo Alonso 1/1

SEATTLE SOUNDERS FC INDIVIDUAL GOALKEEPING

UNF	POS	GOALKEEPER	GP	GS	MIN	SHTS	SV	GA	GAA	PG	PA	W-L-T	SO
18	GK	Kasey Keller	6	6	570	30	23	7	1.11	0	0	1-4-1	2
1	GK	Michael Gspurning	6	6	535	30	22	7	1.18	2	2	3-2-1	2
24	GK	Marcus Hahnemann	2	1	93	5	3	2	1.94	0	0	0-1-0	0
Team totals			13	13	1200	65	48	16	1.20	2	2	4-7-2	5
Opponent totals			13	13	1200	58	45	11	0.83	1	1	7-4-2	6

GP-games played;GS-goals scored;MIN-minutes;SHTS-shots;SV-saves;GA-goals allowed;GAA-goals against avg.;PG-penalty goals;PA-penalty attempts;W/L/T-wins/losses,ties;SO-shutouts

ALL-TIME U.S. OPEN CUP STATISTICS (SOUNDERS FC ONLY)

UNF	POS	Player	GP	GS	MIN	G	A	P	C/E
21	F	Nate Jaqua	10	8	710	7	3	24	1/0
17	F	Fredy Montero	13	11	1081	7	1	22	2/0
6	M	Osvaldo Alonso	12	11	1057	5	2	12	6/0
9	M/F	Sebastien Le Toux	6	5	474	3	5	11	0/0
23	M/F	Sanna Nyassi	8	8	658	3	3	9	4/0
15	M	Stephen King	4	4	480	3	0	6	0/0
26	F	Sammy Ochoa	5	3	255	3	0	6	1/0
24	M/F	Roger Levesque	14	9	745	2	6	10	0/0
25	M	Andy Rose	6	6	570	2	1	5	1/0
2	M/F	Mike Fucito	4	2	192	2	0	4	1/0
21	F	Cordell Cato	4	4	223	1	2	4	0/0
14	M	Alex Caskey	5	5	397	1	1	3	1/0
7	F	Eddie Johnson	4	3	266	1	1	3	0/0
20	D	Zach Scott	12	12	1140	1	0	2	2/0
3	M	Brad Evans	6	3	371	1	0	2	1/0
27	M/F	Lamar Neagle	4	3	276	1	0	2	0/0
	F	Kevin Forrest	1	1	72	1	0	2	0/0
11	M	Steve Zakuani	7	5	499	0	3	3	0/0
31	D	Jeff Parke	9	7	654	0	2	2	1/0
15	M	Alvaro Fernandez	7	5	411	0	2	2	0/0
12	D/M	Nathan Sturgis	7	7	635	0	1	1	0/0
32	F	Miguel Montano	3	3	230	0	1	1	0/0
10	M	Mauro Rosales	2	2	210	0	1	1	1/0
25	F	Pat Noonan	3	2	166	0	1	1	0/0
34	D	Jhon Kennedy Hurtado	12	11	1051	0	0	0	2/1
4	D	Patrick Ianni	12	11	1036	0	0	0	5/1
18	GK	Kasey Keller	10	10	960	0	0	0	0/0
7	D	James Riley	12	9	904	0	0	0	3/0
12	D	Leo Gonzalez	10	9	862	0	0	0	2/0
5	D	Tyson Wahl	9	8	744	0	0	0	0/0
26	D	Taylor Graham	4	4	371	0	0	0	2/1
8	D	Marc Burch	5	3	302	0	0	0	2/0
22	M	Michael Seamon	4	3	298	0	0	0	0/0
28	GK	Terry Boss	3	3	270	0	0	0	0/0
35	GK	Bryan Meredith	3	3	270	0	0	0	0/0
8	M	Peter Vagenas	4	3	246	0	0	0	1/0
14	D	Tyrone Marshall	2	2	210	0	0	0	1/0
16	M/F	David Estrada	4	2	209	0	0	0	1/0
23	M	Servando Carrasco	4	2	203	0	0	0	0/0
16	D	Evan Brown	2	1	108	0	0	0	0/0
1	GK	Chris Eylander	1	1	90	0	0	0	0/0
1	GK	Michael Gspurning	1	1	90	0	0	0	0/0
24	GK	Marcus Hahnemann	1	1	90	0	0	0	0/0
10	M/F	Freddie Ljungberg	1	1	90	0	0	0	0/0
15	M	Mario Martinez	1	1	90	0	0	0	1/0
9	F	Blaise Nkufo	1	1	90	0	0	0	0/0
14	D	Michael Tetteh	1	1	90	0	0	0	0/0
33	GK	Andrew Weber	1	1	90	0	0	0	0/0
33	D	Dylan Remick	1	1	79	0	0	0	0/0
8	M	Erik Friberg	2	1	71	0	0	0	0/0
13	M	Christian Tiffert	1	0	60	0	0	0	0/0
13	F	Jarrod Smith	2	0	37	0	0	0	0/0
9	F	Obafemi Martins	1	0	11	0	0	0	0/0
TEAM TOTALS			20	20	1890	44	36	124	42/3
OPPONENT TOTALS			20	20	1890	13	8	34	38/3

GP-games played; GS-games started; MIN-minutes; G-goals; A-assists; P-points; C/E-cautions/ejections

GAME-WINNING GOALS: Fredy Montero 4, Osvaldo Alonso 3, Stephen King 2, Syanna Nyassi 2, Cordell Cato 1, Kevin Forrest 1, Mike Fucito 1, Nate Jaqua 1, Sebastien Le Toux 1, Roger Levesque 1,

GAME-WINNING ASSISTS: Sebastien Le Toux 3, Nate Jaqua 2, Roger Levesque 2, Steve Zakuani 2, Cordell Cato 1, Alvaro Fernandez 1, Syanna Nyassi 1, Jeff Parke 1

PENALTY KICK ATTEMPTS/GOALS: Osvaldo Alonso 2/2, Sebastien Le Toux 2/2, Obafemi Martins 0/1

ALL-TIME U.S. OPEN CUP STATISTICS

SEATTLE SOUNDERS FC INDIVIDUAL GOALKEEPING

UNF	POS	Player	GP	GS	MIN	SHTS	SV	GA	GAA	PG	PA	W-L-T	SO
18	GK	Kasey Keller	10	10	960	50	33	6	0.60	0	0	9-0-1	4
28	GK	Terry Boss	3	3	270	10	7	2	0.67	0	0	3-0-0	1
35	GK	Bryan Meredith	3	3	270	8	6	2	0.67	0	0	3-0-0	1
1	GK	Chris Eylander	1	1	90	3	2	1	1.00	0	0	1-0-0	0
1	GK	Michael Gspurning	1	1	90	6	5	1	1.00	1	1	0-0-1	0
24	GK	Marcus Hahnemann	1	1	90	3	2	1	1.00	0	0	0-1-0	0
33	GK	Andrew Weber	1	1	90	6	4	0	0.00	0	0	1-0-0	1
TEAM TOTALS			20	20	1890	86	59	13	0.62	1	1	17-1-2	7
OPPONENT TOTALS			20	20	1890	151	98	44	2.10	3	4	1-17-2	1

GP-games played;GS-goals scored;MIN-minutes;SHTS-shots;SV-saves;GA-goals allowed;GAA-goals against avg.;PG-penalty goals;PA-penalty attempts;W/L/T-wins/losses.ties;SO-shutouts

ALL-TIME CONCACAF CHAMPIONS LEAGUE STATISTICS (SOUNDERS FC ONLY)

UNF	POS	Player	GP	GS	MIN	G	A	P	C/E
17	F	Fredy Montero	18	14	1341	6	6	18	1/0
2	F	Mike Fucito	8	5	473	5	1	11	0/0
15	M	Alvaro Fernandez	15	12	1093	4	5	13	4/0
26	F	Sammy Ochoa	10	7	663	4	1	9	0/0
3	M	Brad Evans	10	9	750	3	1	7	0/0
21	F	Nate Jaqua	12	6	595	2	3	7	3/0
6	M	Osvaldo Alonso	20	16	1629	2	2	6	4/0
16	M/F	David Estrada	8	6	517	2	0	4	1/0
7	F	Eddie Johnson	5	4	329	2	0	4	1/0
25	M	Andy Rose	5	3	307	1	3	5	0/0
24	M/F	Roger Levesque	13	11	900	1	2	4	2/0
14	M	Alex Caskey	7	6	498	1	2	4	0/0
11	M	Steve Zakuani	7	5	392	1	1	3	1/0
19	D	Djimi Traore	4	4	360	1	0	2	0/0
27	M	Lamar Neagle	9	5	345	1	0	2	1/1
17	D	DeAndre Yedlin	4	3	279	1	0	2	0/0
12	D	Leo Gonzalez	20	16	1442	0	2	2	3/1
10	M	Mauro Rosales	9	6	589	0	2	2	2/0
15	M	Mario Martinez	7	6	515	0	2	2	0/0
20	D	Zach Scott	17	16	1469	0	1	1	5/0
7	D	James Riley	10	9	841	0	1	1	3/0
31	D	Jeff Parke	8	8	682	0	1	1	1/0
23	M	Servando Carrasco	9	6	609	0	1	1	1/0
25	F	Pat Noonan	5	3	281	0	1	1	0/0
21	M/F	Cordell Cato	3	1	131	0	1	1	0/0
9	F	Blaise Nkufo	2	2	109	0	1	1	0/0
34	D	Jhon Kennedy Hurtado	12	12	1080	0	0	0	3/0
18	GK	Kasey Keller	10	10	930	0	0	0	1/0
4	D	Patrick Ianni	9	8	737	0	0	0	3/0
1	GK	Michael Gspurning	7	7	630	0	0	0	2/0
14	D	Tyrone Marshall	7	7	630	0	0	0	1/0
5	D	Tyson Wahl	7	6	485	0	0	0	1/0
22	M	Michael Seamon	8	5	494	0	0	0	1/0
28	GK	Terry Boss	5	5	450	0	0	0	1/0
26	D	Taylor Graham	5	5	450	0	0	0	0/0
23	M/F	Sanna Nyassi	7	5	383	0	0	0	2/0
8	M	Erik Friberg	4	4	350	0	0	0	1/0
8	D	Marc Burch	7	3	324	0	0	0	0/0
12	D/M	Nathan Sturgis	5	4	317	0	0	0	0/0
31	D	Jeff Parke	3	3	270	0	0	0	0/0
32	F	Miguel Montano	4	4	234	0	0	0	1/0
24	GK	Marcus Hahnemann	2	2	180	0	0	0	0/0
5	D	Adam Johansson	3	2	172	0	0	0	0/0
21	M	Shalrie Joseph	2	2	162	0	0	0	0/0
8	M	Peter Vagenas	3	3	104	0	0	0	1/0
35	GK	Bryan Meredith	1	1	90	0	0	0	0/0
33	GK	Andrew Weber	1	1	90	0	0	0	0/0
30	M	Amadou Sanyang	3	1	69	0	0	0	0/0
13	M	Christian Tiffert	1	0	4	0	0	0	0/0
Own Goals Conceded:						0			
Own Goals Received:						2			
TEAM TOTALS			26	26	2370	39	40	118	53/2
OPPONENT TOTALS			26	26	2370	36	20	92	57/3

GP-games played; GS-games started; MIN-minutes; G-goals; A-assists; P-points; C/E-cautions/ejections

GAME-WINNING GOALS: Fredy Montero 3, Alvaro Fernandez 2, Mike Fucito 2, Brad Evans 1, Sammy Ochoa 1, Djimi Traore 1, Steve Zakuani 1

GAME-WINNING ASSISTS: Osvaldo Alonso 2, Alvaro Fernandez 2, Fredy Montero 2, Cordell Cato 1, Servando Carrasco 1, Brad Evans 1, Nate Jaqua 1, Roger Levesque 1, Pat Noonan 1, Mauro Rosales 1, Jeff Parke 1, Andy Rose 1

PENALTY KICK ATTEMPTS/GOALS: Osvaldo Alonso 0/1

ALL-TIME CONCACAF CHAMPIONS LEAGUE STATISTICS

SEATTLE SOUNDERS FC INDIVIDUAL GOALKEEPING

UNF	POS	Player	GP	GS	MIN	SHTS	SV	GA	GAA	PG	PA	W-L-T	SO
18	GK	Kasey Keller	10	10	930	38	28	12	1.20	3	3	3-5-2	2
1	GK	Michael Gspurning	7	7	630	35	21	13	1.86	3	3	4-2-1	1
28	GK	Terry Boss	5	5	450	22	15	6	1.20	1	1	3-2-0	2
24	GK	Marcus Hahnemann	2	2	180	10	8	2	1.00	0	0	1-1-0	0
35	GK	Bryan Meredith	1	1	90	3	1	2	2.00	0	0	0-1-0	0
33	GK	Andrew Weber	1	1	90	4	3	1	1.00	1	1	1-0-0	1
TEAM TOTALS			26	26	2370	112	78	36	1.37	8	8	12-11-3	4
OPPONENT TOTALS			26	26	2370	128	91	39	1.48	0	1	11-12-2	6

GP-games played;GS-goals scored;MIN-minutes;SHTS-shots;SV-saves;GA-goals allowed;GAA-goals against avg.;PG-penalty goals;PA-penalty attempts;W/L/T-wins/losses.ties;SO-shutouts

ALL-TIME ALL COMPETITIONS STATISTICS (SOUNDERS FC ONLY)

UNF	POS	Player	GP	GS	MIN	G	A	P	C/E
17	F	Fredy Montero	160	145	12658	60	43	163	29/2
7	F	Eddie Johnson	65	56	4950	29	5	63	15/0
3	M	Brad Evans	138	126	10644	22	22	66	16/0
11	M	Steve Zakuani	101	82	6852	19	18	56	6/0
21	F	Nate Jaqua	90	54	4967	18	18	54	14/1
15	M	Alvaro Fernandez	80	57	4831	17	10	44	8/1
27	M/F	Lamar Neagle	69	48	4451	16	6	38	7/2
6	M	Osvaldo Alonso	184	175	15694	15	16	46	41/3
10	M	Mauro Rosales	101	82	7045	12	37	61	7/0
2	M/F	Mike Fucito	38	21	1910	10	3	23	3/0
26	F	Sammy Ochoa	34	17	1636	10	2	22	1/0
24	M/F	Roger Levesque	86	38	3779	9	10	28	7/0
9	F	Obafemi Martins	22	17	1516	8	4	20	0/1
16	M/F	David Estrada	56	26	2497	7	0	14	3/0
25	M	Andy Rose	56	29	2956	5	7	17	7/0
23	M/F	Sanna Nyassi	55	33	2707	5	6	16	10/0
9	F	Blaise Nkufo	16	16	1321	5	1	11	3/0
9	M/F	Sebastien Le Toux	36	20	1969	4	8	16	0/0
14	M	Alex Caskey	42	29	2469	3	7	13	1/0
20	D	Zach Scott	101	83	7561	3	3	9	23/3
14	D	Tyrone Marshall	57	49	4638	3	3	9	13/2
17	D	DeAndre Yedlin	37	35	3124	3	3	9	2/1
4	D	Patrick Ianni	107	90	8882	3	2	8	18/1
15	M	Stephen King	14	7	913	3	0	6	0/0
10	M/F	Freddie Ljungberg	40	38	3367	2	12	16	9/1
13	F	O'Brian White	7	7	517	2	2	4	0/0
19	D	Djimi Traore	34	32	2865	2	0	4	5/0
7	D	James Riley	111	106	9656	1	10	12	17/3
31	D	Jeff Parke	105	102	8848	1	5	7	11/0
12	D	Leo Gonzalez	136	126	11138	1	5	7	26/3
21	M/F	Cordell Cato	15	5	571	1	4	6	0/0
34	D	Jhon Kennedy Hurtado	143	137	12254	1	3	5	26/4
5	D	Tyson Wahl	55	47	4452	1	3	5	7/0
12	D/M	Nathan Sturgis	43	34	3020	1	3	5	1/0
25	F	Pat Noonan	29	15	1388	1	3	5	0/0
15	M	Mario Martinez	25	14	1350	1	3	5	2/0
23	M	Servando Carrasco	54	31	2981	1	2	4	9/0
8	M	Erik Friberg	34	29	2454	1	2	4	6/0
2	M/F	Clint Dempsey	12	9	921	1	1	3	2/0
21	M	Shalrie Joseph	14	9	814	1	1	3	1/1
	F	Kevin Forrest	1	1	72	1	0	2	0/0
8	D	Marc Burch	66	41	3920	0	7	7	6/0
13	M	Christian Tiffert	18	15	1359	0	4	4	4/0
5	D	Adam Johansson	28	27	2366	0	2	2	1/0
8	M	Peter Vagenas	28	22	1632	0	2	2	6/0
18	GK	Kasey Keller	119	119	10724	0	1	1	1/1
1	GK	Michael Gspurning	63	63	5605	0	1	1	2/1
22	M	Michael Seamon	21	11	1151	0	1	1	1/0
32	F	Miguel Montano	15	8	656	0	1	1	1/1
TEAM TOTALS			221	221	20040	320	313	953	383/34
OPPONENT TOTALS			221	221	20040	241	192	674	401/24

GP-games played; GS-games started; MIN-minutes; G-goals; A-assists; P-points; C/E-cautions/ejections

All-Time All Competitions Statistics are continued on the following page

ALL-TIME ALL COMPETITIONS STATISTICS (SOUNDERS FC ONLY)

UNF	POS	Player	GP	GS	MIN	G	A	P	C/E
35	GK	Bryan Meredith	16	14	1350	0	0	0	0/0
26	D	Taylor Graham	10	9	822	0	0	0	2/1
28	GK	Terry Boss	9	8	765	0	0	0	1/0
24	GK	Marcus Hahnemann	9	8	723	0	0	0	0/1
33	GK	Andrew Weber	8	7	630	0	0	0	0/0
26	M	Adam Moffat	9	7	610	0	0	0	1/0
1	GK	Chris Eylander	2	2	180	0	0	0	0/0
16	D	Evan Brown	2	1	108	0	0	0	0/0
33	D	Dylan Remick	2	1	105	0	0	0	0/0
28	M	Christian Sivebaek	4	1	101	0	0	0	0/0
30	M	Amadou Sanyang	4	1	77	0	0	0	0/0
14	D	Michael Tetteh	1	1	90	0	0	0	0/0
22	GK	Ben Dragavon	1	0	59	0	0	0	0/0
13	F	Jarrold Smith	2	0	37	0	0	0	0/0
22	F	Eriq Zavaleta	5	0	31	0	0	0	0/0
32	M	Philip Lund	1	0	16	0	0	0	0/0
Own Goals Conceded:						5			
Own Goals Received:						11			
TEAM TOTALS			221	221	20040	320	313	953	383/34
OPPONENT TOTALS			221	221	20040	241	192	674	401/24

GP-games played; GS-games started; MIN-minutes; G-goals; A-assists; P-points; C/E-cautions/ejections

GAME-WINNING GOALS: Fredy Montero 23, Eddie Johnson 8, Osvaldo Alonso 7, Lamar Neagle 6, Brad Evans 6, Alvaro Fernandez 6, Mike Fucito 5, Obafemi Martins 5, Steve Zakuni 5, Roger Levesque 4, Mauro Rosales 4, Nate Jaqua 3, Sanna Nyassi 3, David Estrada 2, Stephen King 2, Blaise Nkufo 2, Zach Scott 2, Djimi Traore 2, Cordell Cato 1, Kevin Forrest 1, Leo Gonzalez 1, Pat Ianni 1, Sebastien Le Toux 1, Freddie Ljungberg 1, Mario Martinez 1, Sammy Ochoa 1, Jeff Parke 1 (3 own goals)

GAME-WINNING ASSISTS: Mauro Rosales 17, Fredy Montero 12, Brad Evans 9, Nate Jaqua 7, Steve Zakuni 7, Osvaldo Alonso 5, Freddie Ljungberg 5, Alvaro Fernandez 4, Sebastien Le Toux 4, Roger Levesque 4, Sanna Nyassi 4, James Riley 4, Cordell Cato 3, Lamar Neagle 3, Jeff Parke 3, Andy Rose 3, Marc Burch 2, Alex Caskey 2, Jhon Kennedy Hurtado 2, Eddie Johnson 2, Tyrone Marshall 2, Obafemi Martins 2, Christian Tiffert 2, Tyson Wahl 2, O'Brian White 2, Servando Carrasco 1, Mike Fucito 1, Leo Gonzalez 1, Pat Ianni 1, Kasey Keller 1, Pat Noonan 1, Nathan Sturgis 1

PENALTY KICK GOALS/ATTEMPTS: Brad Evans 7/7, Osvaldo Alonso 4/6, Sebastien Le Toux 2/2, Servando Carrasco 1/1, Nathan Sturgis 1/1, Alvaro Fernandez 1/2, Mauro Rosales 1/2, Freddie Ljungberg 0/1, Pat Noonan 0/1, Obafemi Martins 0/1, Fredy Montero 0/2

SEATTLE SOUNDERS FC INDIVIDUAL GOALKEEPING

UNF	POS	Player	GP	GS	MIN	SHTS	SV	GA	GAA	PG	PA	W-L-T	SO
18	GK	Kasey Keller	119	119	10724	491	355	122	1.03	10	13	57-31-29	38
1	GK	Michael Gspurning	63	63	5605	263	184	71	1.14	10	10	31-17-14	20
35	GK	Bryan Meredith	16	14	1350	47	27	18	1.20	0	0	6-4-5	4
28	GK	Terry Boss	9	8	766	34	33	9	1.00	2	2	6-2-1	3
24	GK	Marcus Hahnemann	9	8	723	28	20	9	1.12	0	0	3-5-0	1
33	GK	Andrew Weber	8	7	630	27	17	8	1.14	1	1	3-2-2	1
1	GK	Chris Eylander	2	2	180	6	3	3	1.50	0	0	1-1-0	0
22	GK	Ben Dragavon	1	0	61	3	2	1	1.53	0	0	0-1-0	0
TEAM TOTALS			221	221	20040	899	611	241	1.08	23	26	107-63-51	69
OPPONENT TOTALS			221	221	20040	1028	685	320	1.44	17	26	63-107-51	52

GP-games played; GS-games started; MIN-minutes; SHTS-shots; SV-saves; GA-goals allowed; GAA-goals against avg.; PG-penalty goals; PA-penalty attempts; WLT-wins/losses/ties; SO-shutouts

2013 MLS STANDINGS & LEADERS

INCLUDES GAMES OF Sunday, October 27, 2013

	----- OVERALL -----									---- HOME ----					---- ROAD ----				
EASTERN	GP	W	L	T	PTS	GF	GA	GD	W	L	T	GF	GA	W	L	T	GF	GA	
New York	34	17	9	8	59	58	41	17	11	2	4	34	16	6	7	4	24	25	
Sporting KC	34	17	10	7	58	47	30	17	9	5	3	29	15	8	5	4	18	15	
New England	34	14	11	9	51	49	38	11	8	5	4	29	16	6	6	5	20	22	
Houston	34	14	11	9	51	41	41	0	9	4	4	24	17	5	7	5	17	24	
Montreal	34	14	13	7	49	50	49	1	10	4	3	31	20	4	9	4	19	29	
Chicago	34	14	13	7	49	47	52	-5	10	4	3	29	21	4	9	4	18	31	
Philadelphia	34	12	12	10	46	42	44	-2	7	5	5	23	18	5	7	5	19	26	
Columbus	34	12	17	5	41	42	46	-4	7	7	3	19	13	5	10	2	23	33	
Toronto FC	34	6	17	11	29	30	47	-17	4	5	8	23	22	2	12	3	7	25	
D.C. United	34	3	24	7	16	22	59	-37	3	10	4	16	29	0	14	3	6	30	
WESTERN	GP	W	L	T	PTS	GF	GA	GD	W	L	T	GF	GA	W	L	T	GF	GA	
Portland	34	14	5	15	57	54	33	21	11	1	5	29	11	3	4	10	25	22	
Real Salt Lake	34	16	10	8	56	57	41	16	10	3	4	31	16	6	7	4	26	25	
Los Angeles	34	15	11	8	53	53	38	15	11	2	4	32	8	4	9	4	21	30	
Seattle	34	15	12	7	52	42	42	0	10	2	5	29	15	5	10	2	13	27	
Colorado	34	14	11	9	51	45	38	7	10	3	4	30	16	4	8	5	15	22	
San Jose	34	14	11	9	51	35	42	-7	11	1	5	23	13	3	10	4	12	29	
Vancouver	34	13	12	9	48	53	45	8	9	3	5	32	19	4	9	4	21	26	
FC Dallas	34	11	12	11	44	48	52	-4	9	3	5	29	22	2	9	6	19	30	
Chivas USA	34	6	20	8	26	30	67	-37	5	8	4	17	29	1	12	4	13	38	

RECENT RESULTS

Sunday, October 27
Houston 2 at D.C. United 1
New England 1 at Columbus 0
New York 5 vs Chicago 2
Vancouver 3 vs Colorado 0
Seattle 1 vs Los Angeles 1

Saturday, October 26
Sporting KC 2 at Philadelphia 1
Toronto FC 1 vs Montreal 0
San Jose 2 vs FC Dallas 1
Portland 5 at Chivas USA 0

Wednesday, October 23
Real Salt Lake 2 vs Chivas USA 1

Sunday, October 20
New York 3 at Houston 0
Los Angeles 0 vs San Jose 0

GOALS

PLAYER	TEAM	GP	GOALS
Camilo Sanvezzo	VAN	32	22
Mike Magee	CHI*	32	21
Marco Di Vaio	MTL	33	20
Robbie Keane	LA	23	16
Diego Fagundez	NE	31	13
Dominic Oduro	CLB	34	13
Jack McInerney	PHI	31	12
Alvaro Saborio	RSL	16	12
Tim Cahill	NY	27	11
Federico Higuain	CLB	29	11
Blas Perez	DAL	25	11
Chris Wondolowski	SJ	29	11

ASSISTS

PLAYER	TEAM	GP	ASTS
Diego Valeri	POR	31	13
Sebastien Le Toux	PHI	32	12
Robbie Keane	LA	23	11
Javier Morales	RSL	28	10
Brad Davis	HOU	26	9
Landon Donovan	LA	22	9
David Ferreira	DAL	30	9
Thierry Henry	NY	30	9
Federico Higuain	CLB	29	9
Russell Teibert	VAN	24	9

GAME-WINNING GOALS

PLAYER	TEAM	GP	GWG
Chris Wondolowski	SJ	29	8
Mike Magee	CHI*	32	6
Tim Cahill	NY	27	5
Marco Di Vaio	MTL	33	5
Diego Fagundez	NE	31	5
Thierry Henry	NY	30	5
Obafemi Martins	SEA	20	5
Jack McInerney	PHI	31	5
Kenny Miller	VAN	21	5
Dominic Oduro	CLB	34	5
Camilo Sanvezzo	VAN	32	5

GAME-WINNING ASSISTS

PLAYER	TEAM	GP	GWA
Patrice Bernier	MTL	31	5
Landon Donovan	LA	22	5
Sebastien Le Toux	PHI	32	5
Mauro Rosales	SEA	33	5
Graham Zusi	KC	27	5
Boniek Garcia	HOU	22	4
Lee Nguyen	NE	33	4
Shea Salinas	SJ	28	4

16 players tied with 3

SHOTS			
PLAYER	TEAM	GP	SHOTS
Camilo Sanvezzo	VAN	32	123
Marco Di Vaio	MTL	33	118
Mike Magee	CHI*	32	114
Chris Wondolowski	SJ	29	101
Will Bruin	HOU	30	98
Deshorn Brown	COL	31	97
Giles Barnes	HOU	33	94
Dominic Oduro	CLB	34	92
Thierry Henry	NY	30	91
Federico Higuain	CLB	29	86
Jack McInerney	PHI	31	86

SHOTS ON GOAL			
PLAYER	TEAM	GP	SOG
Camilo Sanvezzo	VAN	32	55
Marco Di Vaio	MTL	33	53
Mike Magee	CHI*	32	50
Chris Wondolowski	SJ	29	44
Dominic Oduro	CLB	34	36
Federico Higuain	CLB	29	31
Jack McInerney	PHI	31	31
Deshorn Brown	COL	31	30
Will Bruin	HOU	30	30
5 players tied with 29			

HAT TRICKS			
PLAYER	TEAM	GP	HATS
Robbie Keane	LA	23	2
Marco Di Vaio	MTL	33	1
Landon Donovan	LA	22	1
Mike Magee	CHI*	32	1
Kekuta Manneh	VAN	20	1
Alvaro Saborio	RSL	16	1
Camilo Sanvezzo	VAN	32	1

MULTI-GOAL GAMES			
PLAYER	TEAM	GP	GAMES
Camilo Sanvezzo	VAN	32	6
Robbie Keane	LA	23	5
Marco Di Vaio	MTL	33	4
10 players tied with 2			

FOULS COMMITTED			
PLAYER	TEAM	GP	FC
Marcelo Sarvas	LA	33	80
Tim Cahill	NY	27	78
Diego Chara	POR	31	74
Oriol Rosell	KC	31	66
Lee Nguyen	NE	33	63
Nigel Reo-Coker	VAN	32	62
Hendry Thomas	COL	27	59
Conor Casey	PHI	31	58
Jackson	DAL	30	57
4 players tied with 54			

FOULS SUFFERED			
PLAYER	TEAM	GP	FS
Darlington Nagbe	POR	34	83
Javier Morales	RSL	28	78
David Ferreira	DAL	30	76
Patrick Nyarko	CHI	30	70
Dominic Oduro	CLB	34	67
Lee Nguyen	NE	33	64
Ned Grabavoy	RSL	32	63
Dillon Powers	COL	30	62
Marcelo Sarvas	LA	33	62
Fabian Espindola	NY	28	58
Felipe Martins	MTL	32	58

OFFSIDES			
PLAYER	TEAM	GP	OFF
Marco Di Vaio	MTL	33	78
Eddie Johnson	SEA	21	42
Deshorn Brown	COL	31	29
Conor Casey	PHI	31	25
Dwayne De Rosario	DC	24	25
Dominic Oduro	CLB	34	25
3 players tied with 24			

CORNER KICKS			
PLAYER	TEAM	GP	CK
Graham Zusi	KC	27	128
Federico Higuain	CLB	29	123
Shea Salinas	SJ	28	123
Brad Davis	HOU	26	115
Landon Donovan	LA	22	108
Javier Morales	RSL	28	108
Mauro Rosales	SEA	33	100
Sebastien Le Toux	PHI	32	95
Mike Magee	CHI*	32	94
Diego Valeri	POR	31	92

CAUTIONS (YELLOW)			
PLAYER	TEAM	GP	CAUT
Aurelien Collin	KC	29	13
Oriol Rosell	KC	31	10
Victor Bernardez	SJ	25	9
Conor Casey	PHI	31	9
Nigel Reo-Coker	VAN	32	9
Marcelo Sarvas	LA	33	9
Matteo Ferrari	MTL	31	8
Gonzalo Segares	CHI	32	8
10 players tied with 7			

EJECTIONS (RED CARDS)			
PLAYER	TEAM	GP	EJECT
Dimitry Imbongo	NE	21	3
Osvaldo Alonso	SEA	26	2
Yordany Alvarez	RSL	18	2
Victor Bernardez	SJ	25	2
Andy Dorman	NE	12	2
Jackson	DAL	30	2
Doneil Henry	TOR	20	2
Zach Scott	SEA	21	2
Bakary Soumare	CHI*	25	2
60 players tied with 1			

GAMES PLAYED		
PLAYER	TEAM	GP
Eric Alexander	NY	34
Jalil Anibaba	CHI	34
Austin Berry	CHI	34
Sam Cronin	SJ	34
Jose Goncalves	NE	34
Tally Hall	HOU	34
Zac MacMath	PHI	34
Darlington Nagbe	POR	34
Jimmy Nielsen	KC	34
Dominic Oduro	CLB	34
Luis Robles	NY	34

GAMES STARTED		
PLAYER	TEAM	GS
Jalil Anibaba	CHI	34
Austin Berry	CHI	34
Sam Cronin	SJ	34
Jose Goncalves	NE	34
Tally Hall	HOU	34
Zac MacMath	PHI	34
Darlington Nagbe	POR	34
Jimmy Nielsen	KC	34
Dominic Oduro	CLB	34
Luis Robles	NY	34

MINUTES PLAYED		
PLAYER	TEAM	MIN
Jalil Anibaba	CHI	3060
Austin Berry	CHI	3060
Jose Goncalves	NE	3060
Tally Hall	HOU	3060
Zac MacMath	PHI	3060
Jimmy Nielsen	KC	3060
Luis Robles	NY	3060
Sam Cronin	SJ	2971
Joseph Bendik	TOR	2970
Jon Busch	SJ	2970
Troy Perkins	MTL	2970

GOALKEEPING LEADERS

PLAYER	TEAM	GP	MIN	SHTS	SVS	GA	GAA	W-L-T	SHO
Matt Reis	NE	12	995	37	29	8	0.72	7-0-4	5
Jimmy Nielsen	KC	34	3060	98	68	30	0.88	17-10-7	13
Donovan Ricketts	POR	32	2880	123	92	31	0.97	13-5-14	14
Nick Rimando	RSL	27	2430	110	82	28	1.04	14-7-6	9
Clint Irwin	COL	32	2873	126	91	35	1.10	14-9-9	10
Tally Hall	HOU	34	3060	136	95	41	1.21	14-11-9	9
Luis Robles	NY	34	3060	144	103	41	1.21	17-9-8	11
David Ousted	VAN	13	1170	53	37	16	1.23	4-5-4	4
Jon Busch	SJ	33	2970	142	101	41	1.24	13-11-9	9
Michael Gspurning	SEA	28	2475	111	76	35	1.27	12-9-6	10
Carlo Cudicini	LA	21	1890	66	39	27	1.29	9-8-4	7
Zac MacMath	PHI	34	3060	145	101	44	1.29	12-12-10	12
Bobby Shuttleworth	NE	23	2063	94	64	30	1.31	7-11-5	9
Andy Gruenebaum	CLB	21	1890	99	71	28	1.33	5-11-5	4
Brad Knighton	VAN	11	990	50	35	15	1.36	6-3-2	2
Matt Lampson	CLB	13	1170	61	43	18	1.38	7-6-0	5
Sean Johnson	CHI	28	2520	132	93	39	1.39	12-10-6	6
Joseph Bendik	TOR	33	2970	136	90	46	1.39	6-16-11	4
Joe Cannon	VAN	10	900	45	31	14	1.40	3-4-3	1
Troy Perkins	MTL	33	2970	158	110	48	1.45	14-12-7	8
Bill Hamid	DC	25	2250	119	80	39	1.56	2-17-6	4
Raul Fernandez	DAL	26	2340	129	88	41	1.58	7-10-9	7
Dan Kennedy	CHV	31	2754	158	104	54	1.76	6-17-8	3
Minimum: 900 minutes played									

GOALKEEPER WINS

PLAYER	TEAM	GP	WON
Jimmy Nielsen	KC	34	17
Luis Robles	NY	34	17
Tally Hall	HOU	34	14
Clint Irwin	COL	32	14
Troy Perkins	MTL	33	14
Nick Rimando	RSL	27	14
Jon Busch	SJ	33	13
Donovan Ricketts	POR	32	13
Michael Gspurning	SEA	28	12
Sean Johnson	CHI	28	12
Zac MacMath	PHI	34	12

GOALKEEPER LOSSES

PLAYER	TEAM	GP	LOST
Bill Hamid	DC	25	17
Dan Kennedy	CHV	31	17
Joseph Bendik	TOR	33	16
Zac MacMath	PHI	34	12
Troy Perkins	MTL	33	12
Jon Busch	SJ	33	11
Andy Gruenebaum	CLB	21	11
Tally Hall	HOU	34	11
Bobby Shuttleworth	NE	23	11
Raul Fernandez	DAL	26	10
Sean Johnson	CHI	28	10
Jimmy Nielsen	KC	34	10

MINUTES PLAYED IN GOAL

PLAYER	TEAM	MIN
Tally Hall	HOU	3060
Zac MacMath	PHI	3060
Jimmy Nielsen	KC	3060
Luis Robles	NY	3060
Joseph Bendik	TOR	2970
Jon Busch	SJ	2970
Troy Perkins	MTL	2970
Donovan Ricketts	POR	2880
Clint Irwin	COL	2873
Dan Kennedy	CHV	2754

SAVES PERCENTAGE

PLAYER	TEAM	GP	SAVES	SOG	PCT
Nick Rimando	RSL	27	82	112	73.2
Donovan Ricketts	POR	32	92	126	73.0
Jon Busch	SJ	33	101	142	71.1
Andy Gruenebaum	CLB	21	71	100	71.0
Sean Johnson	CHI	28	93	132	70.5
Luis Robles	NY	34	103	147	70.1
Troy Perkins	MTL	33	110	159	69.2
Clint Irwin	COL	32	91	132	68.9
Zac MacMath	PHI	34	101	147	68.7
Matt Lampson	CLB	13	43	63	68.3
Minimum: 40 saves					

SAVES

PLAYER	TEAM	GP	SVS
Troy Perkins	MTL	33	110
Dan Kennedy	CHV	31	104
Luis Robles	NY	34	103
Jon Busch	SJ	33	101
Zac MacMath	PHI	34	101
Tally Hall	HOU	34	95
Sean Johnson	CHI	28	93
Donovan Ricketts	POR	32	92
Clint Irwin	COL	32	91
Joseph Bendik	TOR	33	90

SHUTOUTS

PLAYER	TEAM	GP	SHO
Donovan Ricketts	POR	32	14
Jimmy Nielsen	KC	34	13
Zac MacMath	PHI	34	12
Luis Robles	NY	34	11
Michael Gspurning	SEA	28	10
Clint Irwin	COL	32	10
Jon Busch	SJ	33	9
Tally Hall	HOU	34	9
Nick Rimando	RSL	27	9
Bobby Shuttleworth	NE	23	9

LONGEST SHUTOUT STREAKS (MINUTES)

PLAYER	MIN	START	END
Jimmy Nielsen, KC	546	3/09/2013	4/20/2013
Bobby Shuttleworth, NE	420	5/11/2013	6/15/2013
Jimmy Nielsen, KC	412	9/27/2013	10/26/2013
Donovan Ricketts, POR	401	5/18/2013	7/07/2013
Jon Busch, SJ	341	9/21/2013	current
Donovan Ricketts, POR	323	9/14/2013	10/06/2013
Matt Reis, NE	320	3/09/2013	8/25/2013
Donovan Ricketts, POR	312	3/30/2013	4/21/2013
Michael Gspurning, SEA	311	8/17/2013	9/07/2013
Tally Hall, HOU	298	4/28/2013	5/12/2013

TEAM ATTENDANCE REPORT

	HOME GAMES			ROAD GAMES		
	DATES	TOTAL	AVERAGE	DATES	TOTAL	AVERAGE
Chicago Fire	17	258,880	15,228	17	336,354	19,786
Chivas USA	17	142,224	8,366	17	341,534	20,090
Colorado Rapids	17	263,479	15,499	17	300,635	17,684
Columbus Crew	17	273,364	16,080	17	292,954	17,233
FC Dallas	17	261,346	15,373	17	319,348	18,785
D.C. United	17	231,979	13,646	17	307,863	18,110
Houston Dynamo	17	338,690	19,923	17	298,077	17,534
Sporting Kansas City	17	335,058	19,709	17	295,922	17,407
LA Galaxy	17	370,084	21,770	17	401,133	23,596
Montreal Impact	17	350,259	20,603	17	298,723	17,572
New England Revolution	17	252,346	14,844	17	320,065	18,827
New York Red Bulls	17	330,832	19,461	17	321,735	18,926
Philadelphia Union	17	303,746	17,867	17	280,615	16,507
Portland Timbers	17	351,458	20,674	17	334,128	19,655
Real Salt Lake	17	326,699	19,218	17	319,870	18,816
San Jose Earthquakes	17	217,009	12,765	17	309,813	18,224
Seattle Sounders FC	17	748,652	44,038	17	302,348	17,785
Toronto FC	17	308,233	18,131	17	292,974	17,234
Vancouver Whitecaps FC	17	341,653	20,097	17	331,900	19,524
MLS Totals	323	6,005,991	18,594	323	6,005,991	18,594

TEAM TOTALS

TEAM	GP	G	A	SHT	SOG	PG	PA	BK	FC	FS	OFF	CK	C	E
Chicago Fire	34	47	39	505	182	3	5	2	394	401	62	176	50	5
Chivas USA	34	30	22	333	111	1	3	9	465	402	52	130	65	8
Colorado Rapids	34	45	39	460	141	3	4	6	426	401	71	150	42	4
Columbus Crew	34	42	31	479	151	6	9	3	460	435	89	154	63	2
FC Dallas	34	48	40	431	152	3	4	4	416	480	93	176	54	5
D.C. United	34	22	20	400	125	2	3	3	393	411	101	187	52	0
Houston Dynamo	34	41	43	471	143	3	5	7	372	377	69	202	40	3
Sporting Kansas City	34	47	43	501	155	4	4	3	511	452	50	171	67	1
LA Galaxy	34	53	53	489	167	6	8	3	386	403	44	217	36	1
Montreal Impact	34	50	49	417	168	4	4	2	370	480	125	141	62	1
New England Revolution	34	49	45	398	148	3	5	4	440	452	66	155	48	8
New York Red Bulls	34	58	57	404	145	3	3	5	437	353	96	139	40	5
Philadelphia Union	34	42	41	459	151	0	0	3	438	417	78	172	63	3
Portland Timbers	34	54	53	445	156	3	3	4	436	450	94	170	48	3
Real Salt Lake	34	57	50	449	168	6	7	4	400	421	67	165	60	6
San Jose Earthquakes	34	35	37	439	140	2	2	0	411	425	86	201	59	7
Seattle Sounders FC	34	42	36	411	129	3	4	3	446	425	92	169	44	10
Toronto FC	34	30	23	345	109	2	2	4	435	432	76	163	67	6
Vancouver Whitecaps FC	34	53	47	438	155	6	6	2	387	406	72	139	46	1

TEAM RANKS

TEAM	G	A	SHT	SOG	BLK	FC	FS	OFF	CK	C
Chicago Fire	9	12	1	1	16	14	16	16	5	11
Chivas USA	17	18	19	18	1	2	14	17	19	3
Colorado Rapids	11	12	6	14	3	10	16	12	15	16
Columbus Crew	12	16	4	9	10	3	6	7	14	4
FC Dallas	8	11	12	8	5	11	2	5	5	9
D.C. United	19	19	16	17	10	15	12	2	4	10
Houston Dynamo	15	8	5	13	2	18	18	13	2	17
Sporting Kansas City	9	8	2	6	10	1	3	18	8	1
LA Galaxy	4	2	3	4	10	17	15	19	1	19
Montreal Impact	6	5	13	2	16	19	1	1	16	6
New England Revolution	7	7	17	11	5	5	5	15	13	12
New York Red Bulls	1	1	15	12	4	7	19	3	17	17
Philadelphia Union	12	10	7	9	10	6	10	9	7	4
Portland Timbers	3	2	9	5	5	8	4	4	9	12
Real Salt Lake	2	4	8	2	5	13	10	14	11	7
San Jose Earthquakes	16	14	10	15	19	12	8	8	3	8
Seattle Sounders FC	12	15	14	16	10	4	9	6	10	15
Toronto FC	17	17	18	19	5	9	7	10	12	1
Vancouver Whitecaps FC	4	6	11	6	16	16	13	11	17	14

TEAM vs TEAM RECORDS

TEAM	VS CHI	VS CHV	VS COL	VS CLB	VS DAL	VS DC	VS HOU	VS KC	VS LA	VS MTL	VS NE	VS NY	VS PHI	VS POR	VS RSL	VS SJ	VS SEA	VS TOR	VS VAN
Chicago Fire	---	0-1-0	1-0-0	2-1-0	1-0-0	3-0-0	0-1-2	1-1-1	0-1-0	1-1-1	1-2-0	1-1-0	1-2-0	0-0-1	0-0-1	1-0-0	0-1-0	1-0-1	0-1-0
Chivas USA	1-0-0	---	0-2-1	0-1-0	1-1-1	1-0-0	0-1-0	0-1-0	0-2-1	0-0-1	1-0-0	0-1-0	0-2-1	0-3-0	0-2-1	0-3-0	0-3-0	1-0-0	1-1-1
Colorado Rapids	0-1-0	2-0-1	---	1-0-0	1-1-1	0-0-1	0-0-1	0-1-0	2-1-0	1-0-0	1-0-0	0-1-0	0-2-1	1-0-2	0-2-1	1-1-1	1-1-1	1-0-0	2-1-0
Columbus Crew	1-2-0	1-0-0	0-1-0	---	1-0-0	2-0-0	1-1-1	0-3-0	0-1-0	2-0-1	0-3-0	1-1-1	1-0-0	0-1-0	0-0-1	0-1-0	0-1-0	2-1-0	0-1-0
FC Dallas	0-1-0	1-1-1	1-1-1	0-1-0	---	1-0-0	1-0-0	0-0-1	1-1-1	0-0-1	1-0-0	0-1-0	0-0-1	0-2-1	1-1-1	1-1-1	1-2-0	0-0-1	2-0-1
D.C. United	0-3-0	0-1-0	0-0-1	0-2-0	0-1-0	---	0-3-0	0-2-1	0-0-1	1-1-0	0-2-1	0-2-1	0-2-1	0-1-0	1-0-0	1-0-0	0-1-0	0-2-1	0-1-0
Houston Dynamo	1-0-2	1-0-0	0-0-1	1-1-1	0-1-0	3-0-0	---	0-1-2	1-0-0	1-2-0	1-1-1	0-3-0	2-0-0	0-1-0	0-1-0	1-0-0	1-0-0	0-0-2	1-0-0
Sporting Kansas City	1-1-1	1-0-0	1-0-0	3-0-0	0-0-1	2-0-1	1-0-2	---	0-1-0	1-2-0	1-0-1	1-1-0	2-1-0	0-1-0	1-0-0	0-1-0	0-1-0	2-1-0	0-0-1
LA Galaxy	1-0-0	2-0-1	1-2-0	1-0-0	1-1-1	0-0-1	0-1-0	1-0-0	---	1-0-0	0-1-0	0-1-0	1-0-0	0-2-1	2-1-0	1-1-1	1-0-2	0-0-1	2-1-0
Montreal Impact	1-1-1	0-0-1	0-1-0	0-2-1	0-0-1	1-1-0	2-1-0	2-1-0	0-1-0	---	1-1-0	1-2-0	2-0-1	1-0-0	1-0-0	0-0-1	1-0-0	1-1-1	0-1-0
New England Revolution	2-1-0	0-0-1	0-1-0	3-0-0	0-1-0	2-0-1	1-1-1	0-1-1	1-0-0	1-1-0	---	0-1-2	2-1-0	0-0-1	0-1-0	1-0-0	0-0-1	1-1-1	0-1-0
New York Red Bulls	1-1-0	0-1-0	0-1-0	1-1-1	1-0-0	2-0-1	3-0-0	1-1-0	1-0-0	2-1-0	1-0-2	---	1-1-1	0-0-1	1-0-0	0-1-0	0-0-1	2-0-1	0-1-0
Philadelphia Union	2-1-0	1-0-0	1-0-0	1-0-1	0-0-1	2-0-1	0-2-0	1-2-0	0-1-0	0-2-1	1-2-0	1-1-1	---	0-0-1	0-0-1	0-1-0	0-0-1	1-0-2	1-0-0
Portland Timbers	0-0-1	2-0-1	2-0-1	0-1-0	2-0-1	1-0-0	1-0-0	1-0-0	2-0-1	0-1-0	0-0-1	0-0-1	0-0-1	---	0-1-2	1-1-1	1-1-1	1-0-0	0-0-3
Real Salt Lake	0-0-1	3-0-0	0-1-2	1-0-0	1-1-1	0-1-0	1-0-0	0-1-0	1-2-0	0-1-0	1-0-0	0-1-0	0-0-1	1-0-2	---	2-1-0	2-1-0	1-0-0	2-0-1
San Jose Earthquakes	0-1-0	2-0-1	2-0-1	0-0-1	1-1-1	0-1-0	0-1-0	1-0-0	1-1-1	0-0-1	0-1-0	1-0-0	1-0-0	1-1-1	1-2-0	---	2-1-0	1-0-0	0-1-2
Seattle Sounders FC	1-0-0	3-0-0	1-1-1	1-0-0	2-1-0	1-0-0	0-1-0	1-0-0	0-1-2	0-1-0	0-0-1	0-0-1	0-0-1	1-1-1	1-2-0	---	1-0-0	1-2-0	1-0-0
Toronto FC	0-1-1	0-1-0	0-1-0	1-2-0	0-0-1	2-0-1	0-0-2	1-2-0	0-0-1	1-1-1	1-1-1	0-2-1	0-1-2	0-1-0	0-1-0	0-1-0	0-1-0	---	0-1-0
Vancouver Whitecaps FC	1-0-0	1-1-1	1-2-0	1-0-0	0-2-1	1-0-0	0-1-0	0-0-1	1-2-0	1-0-0	1-0-0	1-0-0	0-1-0	0-0-3	0-2-1	1-0-2	2-1-0	1-0-0	---

TEAM vs TEAM AGGREGATE GOALS

TEAM	VS CHI	VS CHV	VS COL	VS CLB	VS DAL	VS DC	VS HOU	VS KC	VS LA	VS MTL	VS NE	VS NY	VS PHI	VS POR	VS RSL	VS SJ	VS SEA	VS TOR	VS VAN
Chicago Fire	---	1-4	2-1	3-4	3-2	9-1	3-4	2-2	0-4	4-5	3-5	5-6	2-3	2-2	1-1	3-2	1-2	2-1	1-3
Chivas USA	4-1	---	1-4	0-3	4-4	1-0	1-5	0-4	1-7	1-1	1-1	3-2	1-3	1-9	2-7	2-5	1-5	1-0	5-6
Colorado Rapids	1-2	4-1	---	2-0	4-4	0-0	1-1	1-2	3-1	4-3	2-1	2-0	1-2	2-6	4-3	2-4	6-3	1-0	5-5
Columbus Crew	4-3	3-0	0-2	---	4-2	5-1	4-4	2-7	1-2	5-2	2-6	4-3	1-4	1-0	0-4	1-1	0-1	4-2	1-2
FC Dallas	2-3	4-4	4-4	2-4	---	2-1	3-2	2-2	4-5	0-0	1-0	0-1	2-2	2-4	3-4	4-4	4-7	2-2	7-3
D.C. United	1-9	0-1	0-0	1-5	1-2	---	1-8	1-3	2-2	4-3	2-4	1-4	3-6	0-2	1-0	1-0	0-2	3-7	0-1
Houston Dynamo	4-3	5-1	1-1	4-4	2-3	8-1	---	1-2	1-0	1-7	3-4	1-9	2-0	0-2	0-1	2-0	3-1	1-1	2-1
Sporting Kansas City	2-2	4-0	2-1	7-2	2-2	3-1	2-1	---	0-2	3-3	3-0	3-3	5-3	2-3	2-1	0-1	0-1	6-3	1-1
LA Galaxy	4-0	7-1	1-3	2-1	5-4	2-2	0-1	2-0	---	1-0	0-5	0-1	4-1	1-3	7-5	5-3	6-2	2-2	4-4
Montreal Impact	5-4	1-1	3-4	2-5	0-0	3-4	7-1	3-3	0-1	---	4-3	2-6	7-4	2-1	3-2	2-2	1-0	5-5	0-3
New England Revolution	5-3	1-1	1-2	6-2	0-1	4-2	4-3	0-3	5-0	3-4	---	4-7	7-2	0-0	1-2	2-0	0-0	3-2	3-4
New York Red Bulls	6-5	2-3	0-2	3-4	1-0	4-1	9-1	3-3	1-0	6-2	7-4	---	2-4	3-3	4-3	1-2	1-1	4-1	1-2
Philadelphia Union	3-2	3-1	2-1	4-1	2-2	6-3	0-2	3-5	1-4	4-7	2-7	4-2	---	0-0	2-2	0-1	2-2	3-2	1-0
Portland Timbers	2-2	9-1	6-2	0-1	4-2	2-0	2-0	3-2	3-1	1-2	0-0	3-3	0-0	---	5-7	3-3	2-2	4-0	5-5
Real Salt Lake	1-1	7-2	3-4	4-0	4-3	0-1	1-0	1-2	5-7	2-3	2-1	3-4	2-2	7-5	---	6-2	4-3	1-0	4-1
San Jose Earthquakes	2-3	5-2	4-2	1-1	4-4	0-1	0-2	1-0	3-5	2-2	0-2	2-1	1-0	3-3	2-6	---	2-4	2-1	1-3
Seattle Sounders FC	2-1	5-1	3-6	1-0	7-4	2-0	1-3	1-0	2-6	0-1	0-0	1-1	2-2	2-2	3-4	4-2	---	2-1	4-8
Toronto FC	1-2	0-1	0-1	2-4	2-2	7-3	1-1	3-6	2-2	5-5	3-3	1-4	2-3	0-4	0-1	1-2	1-2	---	0-1
Vancouver Whitecaps FC	3-1	6-5	5-5	2-1	3-7	1-0	1-2	1-1	4-4	3-0	4-3	2-1	0-1	5-5	1-4	3-1	8-4	1-0	---

TEAM GOALS SCORED INTERVALS

TEAM	GP	G	1-15	16-30	31-45	46-60	61-75	76-90	OT
New York Red Bulls	34	58	9	9	7	8	5	20	0
Real Salt Lake	34	57	7	3	12	11	5	19	0
Portland Timbers	34	54	3	7	10	13	5	16	0
LA Galaxy	34	53	7	9	9	3	11	14	0
Vancouver Whitecaps FC	34	53	6	4	9	7	13	14	0
Montreal Impact	34	50	5	5	13	9	7	11	0
New England Revolution	34	49	6	5	4	8	10	16	0
FC Dallas	34	48	5	5	4	8	10	16	0
Sporting Kansas City	34	47	7	5	9	9	6	11	0
Chicago Fire	34	47	7	9	6	8	6	11	0
Colorado Rapids	34	45	7	4	7	8	10	9	0
Columbus Crew	34	42	8	5	3	7	12	7	0
Seattle Sounders FC	34	42	6	11	7	4	7	7	0
Philadelphia Union	34	42	6	7	5	5	5	14	0
Houston Dynamo	34	41	3	7	6	6	5	14	0
San Jose Earthquakes	34	35	4	5	3	8	4	11	0
Chivas USA	34	30	6	4	2	8	3	7	0
Toronto FC	34	30	4	8	3	3	5	7	0
D.C. United	34	22	5	5	4	3	2	3	0

TEAM GOALS ALLOWED INTERVALS

TEAM	GP	G	1-15	16-30	31-45	46-60	61-75	76-90	OT
Sporting Kansas City	34	30	2	5	6	7	4	6	0
Portland Timbers	34	33	6	9	2	7	3	6	0
Colorado Rapids	34	38	7	3	7	5	10	6	0
New England Revolution	34	38	7	4	5	7	4	11	0
LA Galaxy	34	38	1	6	4	5	4	18	0
New York Red Bulls	34	41	7	2	6	4	5	17	0
Houston Dynamo	34	41	3	2	9	10	12	5	0
Real Salt Lake	34	41	7	4	5	6	6	13	0
San Jose Earthquakes	34	42	3	10	7	7	8	7	0
Seattle Sounders FC	34	42	7	6	11	8	3	7	0
Philadelphia Union	34	44	6	4	3	6	16	9	0
Vancouver Whitecaps FC	34	45	10	4	4	11	5	11	0
Columbus Crew	34	46	5	7	9	7	4	14	0
Toronto FC	34	47	4	9	9	5	5	15	0
Montreal Impact	34	49	9	10	3	4	8	15	0
Chicago Fire	34	52	7	6	4	9	13	13	0
FC Dallas	34	52	4	8	9	7	9	15	0
D.C. United	34	59	12	11	8	10	4	14	0
Chivas USA	34	67	4	7	12	11	8	25	0

GOAL-SCORING TOTALS

TEAM	OVERALL	GOALS FOR		GOALS AGAINST	
	RECORD	TOTAL	AVG	TOTAL	AVG
New York Red Bulls	17-9-8	58	1.71	41	1.21 (6th)
Real Salt Lake	16-10-8	57	1.68	41	1.21 (6th)
Portland Timbers	14-5-15	54	1.59	33	0.97 (2d)
LA Galaxy	15-11-8	53	1.56	38	1.12 (3d)
Vancouver Whitecaps FC	13-12-9	53	1.56	45	1.32 (12th)
Montreal Impact	14-13-7	50	1.47	49	1.44 (15th)
New England Revolution	14-11-9	49	1.44	38	1.12 (3d)
FC Dallas	11-12-11	48	1.41	52	1.53 (16th)
Chicago Fire	14-13-7	47	1.38	52	1.53 (16th)
Sporting Kansas City	17-10-7	47	1.38	30	0.88 (1st)
Colorado Rapids	14-11-9	45	1.32	38	1.12 (3d)
Columbus Crew	12-17-5	42	1.24	46	1.35 (13th)
Philadelphia Union	12-12-10	42	1.24	44	1.29 (11th)
Seattle Sounders FC	15-12-7	42	1.24	42	1.24 (9th)
Houston Dynamo	14-11-9	41	1.21	41	1.21 (6th)
San Jose Earthquakes	14-11-9	35	1.03	42	1.24 (9th)
Chivas USA	6-20-8	30	0.88	67	1.97 (19th)
Toronto FC	6-17-11	30	0.88	47	1.38 (14th)
D.C. United	3-24-7	22	0.65	59	1.74 (18th)
		845	2.62 goals per game		

RECORD IN ONE-GOAL GAMES

TEAM	-REGULATION-OT-				--- SHOOTOUT ---				---- BOTH ----			
	W	L	T	PCT	W	L	T	PCT	W	L	T	PCT
San Jose Earthquakes	13	4	0	.765	0	0	0	---	13	4	0	.765
Houston Dynamo	8	3	0	.727	0	0	0	---	8	3	0	.727
Portland Timbers	8	4	0	.667	0	0	0	---	8	4	0	.667
Seattle Sounders FC	9	5	0	.643	0	0	0	---	9	5	0	.643
New York Red Bulls	9	5	0	.643	0	0	0	---	9	5	0	.643
Chicago Fire	10	6	0	.625	0	0	0	---	10	6	0	.625
Sporting Kansas City	11	9	0	.550	0	0	0	---	11	9	0	.550
Real Salt Lake	7	6	0	.538	0	0	0	---	7	6	0	.538
Philadelphia Union	8	7	0	.533	0	0	0	---	8	7	0	.533
Montreal Impact	9	8	0	.529	0	0	0	---	9	8	0	.529
FC Dallas	6	6	0	.500	0	0	0	---	6	6	0	.500
Colorado Rapids	8	9	0	.471	0	0	0	---	8	9	0	.471
LA Galaxy	6	7	0	.462	0	0	0	---	6	7	0	.462
New England Revolution	6	8	0	.429	0	0	0	---	6	8	0	.429
Vancouver Whitecaps FC	5	8	0	.385	0	0	0	---	5	8	0	.385
Chivas USA	4	7	0	.364	0	0	0	---	4	7	0	.364
Toronto FC	5	12	0	.294	0	0	0	---	5	12	0	.294
Columbus Crew	4	11	0	.267	0	0	0	---	4	11	0	.267
D.C. United	2	13	0	.133	0	0	0	---	2	13	0	.133

CONSECUTIVE MINUTES WITHOUT SCORING A GOAL

TEAM	MIN	START	END
FC Dallas	465	7/04/2013	8/11/2013
Toronto FC	423	7/03/2013	7/27/2013
D.C. United	407	6/22/2013	7/20/2013
New England Revolution	394	3/09/2013	4/20/2013
Houston Dynamo	388	6/01/2013	7/06/2013
Chicago Fire	361	4/20/2013	5/25/2013
Philadelphia Union	346	8/25/2013	9/27/2013
Montreal Impact	337	9/28/2013	10/19/2013
Chicago Fire	334	3/03/2013	3/24/2013
Toronto FC	322	5/08/2013	6/01/2013

CONSECUTIVE MINUTES WITHOUT ALLOWING A GOAL

TEAM	MIN	START	END
Sporting Kansas City	546	3/09/2013	4/20/2013
San Jose Earthquakes	431	9/21/2013	10/26/2013
New England Revolution	420	5/11/2013	6/15/2013
Sporting Kansas City	412	9/27/2013	10/26/2013
LA Galaxy	338	9/29/2013	10/27/2013
Portland Timbers	323	9/14/2013	10/06/2013
Portland Timbers	312	3/30/2013	4/21/2013
Seattle Sounders FC	311	8/17/2013	9/07/2013
Houston Dynamo	298	4/28/2013	5/12/2013
New York Red Bulls	297	9/08/2013	9/29/2013

HOME RECORDS

TEAM	W	L	T	PCT
Portland Timbers	11	1	5	.794
San Jose Earthquakes	11	1	5	.794
New York Red Bulls	11	2	4	.765
LA Galaxy	11	2	4	.765
Seattle Sounders FC	10	2	5	.735
Colorado Rapids	10	3	4	.706
Real Salt Lake	10	3	4	.706
Montreal Impact	10	4	3	.676
Chicago Fire	10	4	3	.676
FC Dallas	9	3	5	.676
Vancouver Whitecaps FC	9	3	5	.676
Houston Dynamo	9	4	4	.647
Sporting Kansas City	9	5	3	.618
New England Revolution	8	5	4	.588
Philadelphia Union	7	5	5	.559
Columbus Crew	7	7	3	.500
Toronto FC	4	5	8	.471
Chivas USA	5	8	4	.412
D.C. United	3	10	4	.294

HOME GOAL-SCORING TOTALS

TEAM	W	L	T	GF	AVG	GA	AVG
New York Red Bulls	11	2	4	34	2.00	16	0.94
LA Galaxy	11	2	4	32	1.88	8	0.47
Vancouver Whitecaps FC	9	3	5	32	1.88	19	1.12
Montreal Impact	10	4	3	31	1.82	20	1.18
Real Salt Lake	10	3	4	31	1.82	16	0.94
Colorado Rapids	10	3	4	30	1.76	16	0.94
Seattle Sounders FC	10	2	5	29	1.71	15	0.88
Portland Timbers	11	1	5	29	1.71	11	0.65
Chicago Fire	10	4	3	29	1.71	21	1.24
New England Revolution	8	5	4	29	1.71	16	0.94
Sporting Kansas City	9	5	3	29	1.71	15	0.88
FC Dallas	9	3	5	29	1.71	22	1.29
Houston Dynamo	9	4	4	24	1.41	17	1.00
Philadelphia Union	7	5	5	23	1.35	18	1.06
Toronto FC	4	5	8	23	1.35	22	1.29
San Jose Earthquakes	11	1	5	23	1.35	13	0.76
Columbus Crew	7	7	3	19	1.12	13	0.76
Chivas USA	5	8	4	17	1.00	29	1.71
D.C. United	3	10	4	16	0.94	29	1.71

FIRST-HALF GOAL-SCORING TOTALS

TEAM	W	L	T	GF	AVG	GA	AVG
New York Red Bulls	17	9	8	25	0.74	15	0.44
LA Galaxy	15	11	8	25	0.74	11	0.32
Seattle Sounders FC	15	12	7	24	0.71	24	0.71
Montreal Impact	14	13	7	23	0.68	22	0.65
Chicago Fire	14	13	7	22	0.65	17	0.50
Real Salt Lake	16	10	8	22	0.65	16	0.47
Sporting Kansas City	17	10	7	21	0.62	13	0.38
Portland Timbers	14	5	15	20	0.59	17	0.50
Vancouver Whitecaps FC	13	12	9	19	0.56	18	0.53
Philadelphia Union	12	12	10	18	0.53	13	0.38
Colorado Rapids	14	11	9	18	0.53	17	0.50
Columbus Crew	12	17	5	16	0.47	21	0.62
Houston Dynamo	14	11	9	16	0.47	14	0.41
New England Revolution	14	11	9	15	0.44	16	0.47
Toronto FC	6	17	11	15	0.44	22	0.65
D.C. United	3	24	7	14	0.41	31	0.91
FC Dallas	11	12	11	14	0.41	21	0.62
San Jose Earthquakes	14	11	9	12	0.35	20	0.59
Chivas USA	6	20	8	12	0.35	23	0.68

TEAM TOTAL SHOTS

TEAM	W	L	T	1st	2nd/OT	TOT
Chicago Fire	14	13	7	240	265	505
Sporting Kansas City	17	10	7	231	270	501
LA Galaxy	15	11	8	238	251	489
Columbus Crew	12	17	5	224	255	479
Houston Dynamo	14	11	9	221	250	471
Colorado Rapids	14	11	9	224	236	460
Philadelphia Union	12	12	10	201	258	459
Real Salt Lake	16	10	8	207	242	449
Portland Timbers	14	5	15	201	244	445
San Jose Earthquakes	14	11	9	185	254	439
Vancouver Whitecaps FC	13	12	9	191	247	438
FC Dallas	11	12	11	206	225	431
Montreal Impact	14	13	7	173	244	417
Seattle Sounders FC	15	12	7	198	213	411
New York Red Bulls	17	9	8	188	216	404
D.C. United	3	24	7	190	210	400
New England Revolution	14	11	9	171	227	398
Toronto FC	6	17	11	151	194	345
Chivas USA	6	20	8	146	187	333

ROAD RECORDS

TEAM	W	L	T	PCT
Sporting Kansas City	8	5	4	.588
New England Revolution	6	6	5	.500
New York Red Bulls	6	7	4	.471
Real Salt Lake	6	7	4	.471
Portland Timbers	3	4	10	.471
Philadelphia Union	5	7	5	.441
Houston Dynamo	5	7	5	.441
Colorado Rapids	4	8	5	.382
Columbus Crew	5	10	2	.353
Seattle Sounders FC	5	10	2	.353
Montreal Impact	4	9	4	.353
Chicago Fire	4	9	4	.353
LA Galaxy	4	9	4	.353
Vancouver Whitecaps FC	4	9	4	.353
FC Dallas	2	9	6	.294
San Jose Earthquakes	3	10	4	.294
Toronto FC	2	12	3	.206
Chivas USA	1	12	4	.176
D.C. United	0	14	3	.088

ROAD GOAL-SCORING TOTALS

TEAM	W	L	T	GF	AVG	GA	AVG
Real Salt Lake	6	7	4	26	1.53	25	1.47
Portland Timbers	3	4	10	25	1.47	22	1.29
New York Red Bulls	6	7	4	24	1.41	25	1.47
Columbus Crew	5	10	2	23	1.35	33	1.94
LA Galaxy	4	9	4	21	1.24	30	1.76
Vancouver Whitecaps FC	4	9	4	21	1.24	26	1.53
New England Revolution	6	6	5	20	1.18	22	1.29
Philadelphia Union	5	7	5	19	1.12	26	1.53
Montreal Impact	4	9	4	19	1.12	29	1.71
FC Dallas	2	9	6	19	1.12	30	1.76
Chicago Fire	4	9	4	18	1.06	31	1.82
Sporting Kansas City	8	5	4	18	1.06	15	0.88
Houston Dynamo	5	7	5	17	1.00	24	1.41
Colorado Rapids	4	8	5	15	0.88	22	1.29
Seattle Sounders FC	5	10	2	13	0.76	27	1.59
Chivas USA	1	12	4	13	0.76	38	2.24
San Jose Earthquakes	3	10	4	12	0.71	29	1.71
Toronto FC	2	12	3	7	0.41	25	1.47
D.C. United	0	14	3	6	0.35	30	1.76

SECOND-HALF GOAL-SCORING TOTALS

TEAM	W	L	T	GF	AVG	GA	AVG
Real Salt Lake	16	10	8	35	1.03	25	0.74
New England Revolution	14	11	9	34	1.00	22	0.65
FC Dallas	11	12	11	34	1.00	31	0.91
Vancouver Whitecaps FC	13	12	9	34	1.00	27	0.79
Portland Timbers	14	5	15	34	1.00	16	0.47
New York Red Bulls	17	9	8	33	0.97	26	0.76
LA Galaxy	15	11	8	28	0.82	27	0.79
Montreal Impact	14	13	7	27	0.79	27	0.79
Colorado Rapids	14	11	9	27	0.79	21	0.62
Columbus Crew	12	17	5	26	0.76	25	0.74
Sporting Kansas City	17	10	7	26	0.76	17	0.50
Chicago Fire	14	13	7	25	0.74	35	1.03
Houston Dynamo	14	11	9	25	0.74	27	0.79
Philadelphia Union	12	12	10	24	0.71	31	0.91
San Jose Earthquakes	14	11	9	23	0.68	22	0.65
Seattle Sounders FC	15	12	7	18	0.53	18	0.53
Chivas USA	6	20	8	18	0.53	44	1.29
Toronto FC	6	17	11	15	0.44	25	0.74
D.C. United	3	24	7	8	0.24	28	0.82

TEAM TOTAL SHOTS AGAINST

TEAM	W	L	T	1st	2nd/OT	TOT
Sporting Kansas City	17	10	7	153	148	301
LA Galaxy	15	11	8	142	184	326
Real Salt Lake	16	10	8	185	209	394
Colorado Rapids	14	11	9	188	207	395
New England Revolution	14	11	9	199	220	419
Houston Dynamo	14	11	9	178	249	427
Portland Timbers	14	5	15	186	243	429
Seattle Sounders FC	15	12	7	217	214	431
Philadelphia Union	12	12	10	210	224	434
FC Dallas	11	12	11	207	231	438
San Jose Earthquakes	14	11	9	192	246	438
Columbus Crew	12	17	5	206	240	446
New York Red Bulls	17	9	8	199	254	453
D.C. United	3	24	7	218	249	467
Toronto FC	6	17	11	213	256	469
Chicago Fire	14	13	7	183	292	475
Montreal Impact	14	13	7	237	259	496
Vancouver Whitecaps FC	13	12	9	239	275	514
Chivas USA	6	20	8	234	288	522

RECORD WHEN SCORING FIRST GOAL

TEAM	W	L	T	PCT
Houston Dynamo	13	0	3	.906
Seattle Sounders FC	13	0	5	.861
San Jose Earthquakes	11	1	3	.833
Portland Timbers	12	0	6	.833
Sporting Kansas City	15	2	3	.825
Montreal Impact	11	1	4	.813
New York Red Bulls	16	3	2	.810
LA Galaxy	12	2	3	.794
Philadelphia Union	11	2	3	.781
Colorado Rapids	11	1	6	.778
Real Salt Lake	15	3	4	.773
Chicago Fire	9	2	2	.769
FC Dallas	9	2	3	.750
Columbus Crew	11	3	2	.750
New England Revolution	12	4	3	.711
Vancouver Whitecaps FC	10	4	1	.700
Toronto FC	3	1	3	.643
Chivas USA	5	4	5	.536
D.C. United	3	4	2	.444

RECORD WHEN LEADING AT THE HALF

TEAM	W	L	T	PCT
Chicago Fire	7	0	1	.938
Real Salt Lake	10	0	2	.917
Portland Timbers	8	0	2	.900
LA Galaxy	8	1	0	.889
Houston Dynamo	7	0	2	.889
Sporting Kansas City	11	1	1	.885
Seattle Sounders FC	10	0	4	.857
San Jose Earthquakes	6	0	3	.833
New York Red Bulls	9	1	2	.833
FC Dallas	4	0	2	.833
Colorado Rapids	7	0	4	.818
Philadelphia Union	7	1	2	.800
New England Revolution	7	2	0	.778
Columbus Crew	7	2	0	.778
Montreal Impact	9	2	2	.769
Vancouver Whitecaps FC	7	2	1	.750
Toronto FC	4	1	1	.750
D.C. United	2	2	2	.500
Chivas USA	2	2	4	.500

RECORD WHEN ALLOWING FIRST GOAL

TEAM	W	L	T	PCT
Portland Timbers	2	5	5	.375
Vancouver Whitecaps FC	3	8	7	.361
Chicago Fire	5	11	4	.350
LA Galaxy	3	9	3	.300
San Jose Earthquakes	3	10	4	.294
FC Dallas	2	10	6	.278
New England Revolution	2	7	2	.273
Colorado Rapids	3	10	2	.267
New York Red Bulls	1	6	3	.250
Toronto FC	3	16	6	.240
Sporting Kansas City	2	8	1	.227
Real Salt Lake	1	7	3	.227
Montreal Impact	3	12	1	.219
Philadelphia Union	1	10	4	.200
Houston Dynamo	1	11	4	.188
Seattle Sounders FC	2	12	1	.167
Columbus Crew	1	14	3	.139
Chivas USA	1	16	2	.105
D.C. United	0	20	2	.045

RECORD WHEN TRAILING AT THE HALF

TEAM	W	L	T	PCT
Chicago Fire	2	4	2	.375
New England Revolution	2	5	2	.333
Portland Timbers	0	3	6	.333
San Jose Earthquakes	3	7	2	.333
Philadelphia Union	1	4	2	.286
Houston Dynamo	1	5	2	.250
Colorado Rapids	2	8	2	.250
Vancouver Whitecaps FC	0	5	4	.222
FC Dallas	1	7	2	.200
Montreal Impact	2	10	1	.192
LA Galaxy	0	2	1	.167
Toronto FC	1	10	2	.154
Real Salt Lake	0	5	2	.143
Columbus Crew	1	11	2	.143
Sporting Kansas City	0	4	1	.100
New York Red Bulls	0	4	1	.100
Seattle Sounders FC	1	10	0	.091
Chivas USA	0	13	1	.036
D.C. United	0	15	0	.000

TEAM WINNING STREAK LEADERS

TEAM	#	START	STOP
Chicago Fire	3	06/19/2013	07/03/2013
Chicago Fire	2	08/03/2013	08/10/2013
Chicago Fire	3	10/04/2013	10/19/2013
Chivas USA	2	03/24/2013	03/30/2013
Colorado Rapids	2	04/06/2013	04/13/2013
Colorado Rapids	2	05/04/2013	05/11/2013
Colorado Rapids	2	06/29/2013	07/04/2013
Colorado Rapids	2	09/07/2013	09/14/2013
Columbus Crew	2	08/10/2013	08/17/2013
Columbus Crew	3	09/14/2013	09/29/2013
FC Dallas	3	03/17/2013	03/30/2013
FC Dallas	2	04/13/2013	04/20/2013
Houston Dynamo	2	03/23/2013	03/30/2013
Houston Dynamo	2	05/05/2013	05/08/2013
Houston Dynamo	2	07/06/2013	07/13/2013
Houston Dynamo	2	09/14/2013	09/21/2013
Sporting Kansas City	3	03/30/2013	04/17/2013
Sporting Kansas City	3	07/07/2013	07/20/2013
Sporting Kansas City	3	08/31/2013	09/21/2013
Sporting Kansas City	2	10/18/2013	
LA Galaxy	2	04/20/2013	04/27/2013
LA Galaxy	2	07/04/2013	07/07/2013
LA Galaxy	3	08/17/2013	08/31/2013
LA Galaxy	2	10/06/2013	10/16/2013
Montreal Impact	4	03/02/2013	03/23/2013
Montreal Impact	3	05/11/2013	06/01/2013
Montreal Impact	2	08/17/2013	08/24/2013
New England Revolution	3	05/18/2013	06/02/2013
New England Revolution	2	07/20/2013	07/27/2013
New England Revolution	2	08/17/2013	08/25/2013
New England Revolution	3	10/12/2013	
New York Red Bulls	4	04/20/2013	05/08/2013
New York Red Bulls	2	07/27/2013	08/03/2013
New York Red Bulls	4	08/31/2013	09/22/2013
New York Red Bulls	2	10/20/2013	
Philadelphia Union	2	03/10/2013	03/16/2013
Philadelphia Union	2	06/05/2013	06/23/2013
Philadelphia Union	2	09/27/2013	10/05/2013
Portland Timbers	2	04/06/2013	04/14/2013
Portland Timbers	2	09/20/2013	09/29/2013
Real Salt Lake	2	05/04/2013	05/08/2013
Real Salt Lake	4	06/01/2013	06/29/2013
Real Salt Lake	2	08/24/2013	08/30/2013
San Jose Earthquakes	3	07/13/2013	08/03/2013
San Jose Earthquakes	3	09/21/2013	10/09/2013
Seattle Sounders FC	3	05/08/2013	05/18/2013
Seattle Sounders FC	2	06/01/2013	06/08/2013
Seattle Sounders FC	3	07/28/2013	08/10/2013
Seattle Sounders FC	5	08/25/2013	09/13/2013
Toronto FC	2	07/27/2013	08/04/2013
Vancouver Whitecaps FC	2	03/02/2013	03/09/2013
Vancouver Whitecaps FC	3	06/15/2013	06/29/2013
Vancouver Whitecaps FC	2	07/06/2013	07/14/2013

TEAM LOSING STREAK LEADERS

TEAM	#	START	STOP
Chicago Fire	2	03/03/2013	03/09/2013
Chicago Fire	3	04/27/2013	05/18/2013
Chicago Fire	2	07/07/2013	07/14/2013
Chivas USA	2	04/13/2013	04/20/2013
Chivas USA	7	05/05/2013	06/23/2013
Chivas USA	2	07/28/2013	08/03/2013
Chivas USA	5	09/21/2013	
Colorado Rapids	2	03/02/2013	03/10/2013
Colorado Rapids	3	06/15/2013	06/23/2013
Columbus Crew	2	05/04/2013	05/11/2013
Columbus Crew	3	06/22/2013	07/04/2013
Columbus Crew	3	07/20/2013	08/03/2013
Columbus Crew	2	08/24/2013	08/31/2013
Columbus Crew	3	10/05/2013	
FC Dallas	2	07/07/2013	07/13/2013
FC Dallas	3	09/14/2013	09/29/2013
D.C. United	7	03/23/2013	05/11/2013
D.C. United	2	05/25/2013	06/02/2013
D.C. United	2	06/29/2013	07/03/2013
D.C. United	2	07/20/2013	07/27/2013
D.C. United	2	08/10/2013	08/17/2013
D.C. United	2	08/31/2013	09/08/2013
D.C. United	3	09/21/2013	10/04/2013
D.C. United	2	10/18/2013	
Houston Dynamo	2	05/12/2013	05/18/2013
Houston Dynamo	2	09/04/2013	09/08/2013
Sporting Kansas City	2	04/20/2013	04/27/2013
Sporting Kansas City	2	07/27/2013	08/03/2013
Sporting Kansas City	2	08/18/2013	08/23/2013
LA Galaxy	2	05/05/2013	05/11/2013
LA Galaxy	2	06/02/2013	06/08/2013
Montreal Impact	2	08/03/2013	08/10/2013
Montreal Impact	2	09/14/2013	09/21/2013
Montreal Impact	3	10/04/2013	10/16/2013
New England Revolution	2	07/13/2013	07/17/2013
New England Revolution	2	08/04/2013	08/10/2013
New England Revolution	2	09/08/2013	09/14/2013
New York Red Bulls	2	06/01/2013	06/23/2013
Philadelphia Union	2	09/08/2013	09/14/2013
Philadelphia Union	2	10/19/2013	
Portland Timbers	2	08/25/2013	08/30/2013
Real Salt Lake	2	07/20/2013	07/27/2013
Real Salt Lake	2	09/13/2013	09/21/2013
San Jose Earthquakes	2	05/25/2013	06/01/2013
San Jose Earthquakes	2	07/03/2013	07/06/2013
Seattle Sounders FC	2	03/23/2013	03/30/2013
Seattle Sounders FC	2	07/06/2013	07/13/2013
Seattle Sounders FC	4	10/05/2013	10/19/2013
Toronto FC	5	04/27/2013	05/25/2013
Toronto FC	2	07/13/2013	07/17/2013
Toronto FC	2	08/10/2013	08/17/2013
Toronto FC	2	09/14/2013	09/21/2013
Toronto FC	2	10/05/2013	10/19/2013
Vancouver Whitecaps FC	2	03/23/2013	03/30/2013
Vancouver Whitecaps FC	2	07/20/2013	07/27/2013
Vancouver Whitecaps FC	2	08/17/2013	08/24/2013

TEAM UNDEFEATED STREAK LEADERS

TEAM	#	START	STOP
Chicago Fire	6	05/25/2013	07/03/2013
Chicago Fire	4	07/20/2013	08/10/2013
Chicago Fire	2	08/23/2013	09/01/2013
Chicago Fire	2	09/11/2013	09/14/2013
Chicago Fire	4	09/28/2013	10/19/2013
Chivas USA	4	03/10/2013	03/30/2013
Chivas USA	3	06/29/2013	07/07/2013
Chivas USA	2	08/25/2013	09/01/2013
Chivas USA	2	09/08/2013	09/14/2013
Colorado Rapids	3	03/30/2013	04/13/2013
Colorado Rapids	6	04/28/2013	06/01/2013
Colorado Rapids	9	06/29/2013	08/17/2013
Colorado Rapids	2	09/07/2013	09/14/2013
Columbus Crew	4	03/16/2013	04/14/2013
Columbus Crew	3	05/18/2013	06/01/2013
Columbus Crew	2	08/10/2013	08/17/2013
Columbus Crew	3	09/14/2013	09/29/2013
FC Dallas	9	03/17/2013	05/11/2013
FC Dallas	2	05/25/2013	06/01/2013
FC Dallas	3	06/22/2013	07/04/2013
FC Dallas	3	08/21/2013	09/07/2013
D.C. United	2	03/09/2013	03/16/2013
Houston Dynamo	2	03/23/2013	03/30/2013
Houston Dynamo	5	04/14/2013	05/08/2013
Houston Dynamo	2	05/26/2013	06/01/2013
Houston Dynamo	4	07/06/2013	08/03/2013
Houston Dynamo	5	09/14/2013	10/09/2013
Sporting Kansas City	5	03/16/2013	04/17/2013
Sporting Kansas City	3	05/12/2013	05/26/2013
Sporting Kansas City	6	06/22/2013	07/20/2013
Sporting Kansas City	3	08/31/2013	09/21/2013
Sporting Kansas City	4	10/05/2013	
LA Galaxy	4	03/03/2013	03/30/2013
LA Galaxy	2	04/20/2013	04/27/2013
LA Galaxy	2	06/19/2013	06/23/2013
LA Galaxy	2	07/04/2013	07/07/2013
LA Galaxy	4	08/11/2013	08/31/2013
LA Galaxy	2	09/14/2013	09/21/2013
LA Galaxy	4	10/06/2013	
Montreal Impact	4	03/02/2013	03/23/2013
Montreal Impact	3	04/14/2013	05/04/2013
Montreal Impact	3	05/11/2013	06/01/2013
Montreal Impact	2	07/03/2013	07/07/2013
Montreal Impact	2	07/20/2013	07/27/2013
Montreal Impact	4	08/17/2013	09/08/2013
New England Revolution	2	04/27/2013	05/02/2013
New England Revolution	5	05/11/2013	06/08/2013
New England Revolution	2	06/29/2013	07/06/2013
New England Revolution	2	07/20/2013	07/27/2013
New England Revolution	3	08/17/2013	08/30/2013
New England Revolution	6	09/21/2013	
New York Red Bulls	7	04/20/2013	05/26/2013
New York Red Bulls	4	07/13/2013	08/03/2013
New York Red Bulls	8	08/31/2013	
Philadelphia Union	2	03/10/2013	03/16/2013
Philadelphia Union	3	04/06/2013	04/21/2013
Philadelphia Union	2	05/04/2013	05/11/2013
Philadelphia Union	5	06/01/2013	07/03/2013
Philadelphia Union	3	07/12/2013	07/27/2013
Philadelphia Union	2	08/10/2013	08/17/2013
Philadelphia Union	3	09/27/2013	10/12/2013
Portland Timbers	15	03/16/2013	06/23/2013
Portland Timbers	2	07/13/2013	07/20/2013
Portland Timbers	3	08/03/2013	08/21/2013
Portland Timbers	8	09/07/2013	
Real Salt Lake	2	04/13/2013	04/20/2013
Real Salt Lake	2	05/04/2013	05/08/2013
Real Salt Lake	8	05/19/2013	07/13/2013
Real Salt Lake	2	08/03/2013	08/10/2013
Real Salt Lake	3	08/21/2013	08/30/2013
Real Salt Lake	4	09/28/2013	
San Jose Earthquakes	3	03/10/2013	03/23/2013
San Jose Earthquakes	4	04/21/2013	05/08/2013
San Jose Earthquakes	3	07/13/2013	08/03/2013
San Jose Earthquakes	2	08/18/2013	08/24/2013
San Jose Earthquakes	7	09/08/2013	
Seattle Sounders FC	6	04/13/2013	05/18/2013
Seattle Sounders FC	2	06/01/2013	06/08/2013
Seattle Sounders FC	4	07/20/2013	08/10/2013
Seattle Sounders FC	7	08/25/2013	09/29/2013
Toronto FC	4	03/30/2013	04/20/2013
Toronto FC	3	06/01/2013	06/22/2013
Toronto FC	3	07/20/2013	08/04/2013
Toronto FC	2	08/24/2013	08/30/2013
Vancouver Whitecaps FC	2	03/02/2013	03/09/2013
Vancouver Whitecaps FC	2	04/06/2013	04/13/2013
Vancouver Whitecaps FC	3	05/11/2013	06/01/2013
Vancouver Whitecaps FC	6	06/15/2013	07/14/2013
Vancouver Whitecaps FC	2	08/03/2013	08/10/2013
Vancouver Whitecaps FC	2	09/14/2013	09/21/2013
Vancouver Whitecaps FC	2	10/06/2013	10/09/2013

TEAM HOME WINNING STREAK LEADERS

TEAM	#	START	STOP
Chicago Fire	2	04/07/2013	04/20/2013
Chicago Fire	2	06/19/2013	07/03/2013
Chicago Fire	3	07/20/2013	08/23/2013
Chivas USA	2	03/10/2013	03/30/2013
Chivas USA	2	08/25/2013	09/08/2013
Colorado Rapids	2	05/04/2013	05/25/2013
Colorado Rapids	2	07/17/2013	07/27/2013
Colorado Rapids	4	08/17/2013	
Columbus Crew	2	08/10/2013	08/17/2013
Columbus Crew	2	09/04/2013	09/21/2013
FC Dallas	5	03/02/2013	04/20/2013
FC Dallas	2	05/11/2013	05/25/2013
Houston Dynamo	4	03/02/2013	04/14/2013
Houston Dynamo	2	08/03/2013	08/17/2013
Houston Dynamo	2	09/21/2013	10/04/2013
Sporting Kansas City	2	03/30/2013	04/05/2013
Sporting Kansas City	3	08/10/2013	09/07/2013
LA Galaxy	2	03/23/2013	04/20/2013
LA Galaxy	5	07/04/2013	08/31/2013
LA Galaxy	2	10/06/2013	10/16/2013
Montreal Impact	2	03/16/2013	03/23/2013
Montreal Impact	4	04/27/2013	06/19/2013
Montreal Impact	3	07/27/2013	08/24/2013
New England Revolution	2	05/25/2013	06/02/2013
New England Revolution	2	08/17/2013	08/25/2013
New York Red Bulls	3	04/20/2013	05/19/2013
New York Red Bulls	3	06/30/2013	07/27/2013
New York Red Bulls	3	08/31/2013	09/22/2013
Philadelphia Union	3	05/18/2013	06/23/2013
Portland Timbers	2	04/06/2013	04/14/2013
Portland Timbers	4	05/12/2013	07/13/2013
Portland Timbers	4	09/07/2013	10/13/2013
Real Salt Lake	2	03/30/2013	04/20/2013
Real Salt Lake	3	06/01/2013	06/22/2013
Real Salt Lake	3	08/10/2013	08/30/2013
San Jose Earthquakes	2	03/10/2013	03/23/2013
San Jose Earthquakes	6	06/29/2013	09/08/2013
San Jose Earthquakes	2	10/09/2013	
Seattle Sounders FC	4	05/11/2013	07/03/2013
Seattle Sounders FC	6	07/28/2013	09/13/2013
Toronto FC	2	09/28/2013	
Vancouver Whitecaps FC	2	03/02/2013	03/09/2013
Vancouver Whitecaps FC	4	06/15/2013	07/14/2013

TEAM HOME UNDEFEATED STREAK LEADERS

TEAM	#	START	STOP
Chicago Fire	2	04/07/2013	04/20/2013
Chicago Fire	4	06/02/2013	07/03/2013
Chicago Fire	7	07/20/2013	
Chivas USA	2	03/10/2013	03/30/2013
Chivas USA	3	06/29/2013	08/11/2013
Chivas USA	3	08/25/2013	09/14/2013
Colorado Rapids	2	03/30/2013	04/06/2013
Colorado Rapids	3	05/04/2013	06/01/2013
Colorado Rapids	9	07/04/2013	
Columbus Crew	3	03/16/2013	04/27/2013
Columbus Crew	2	06/01/2013	06/15/2013
Columbus Crew	2	08/10/2013	08/17/2013
Columbus Crew	2	09/04/2013	09/21/2013
FC Dallas	10	03/02/2013	07/04/2013
FC Dallas	3	08/11/2013	09/07/2013
D.C. United	3	08/03/2013	09/14/2013
Houston Dynamo	5	03/02/2013	04/28/2013
Houston Dynamo	5	06/22/2013	08/17/2013
Houston Dynamo	3	09/21/2013	10/09/2013
Sporting Kansas City	3	03/16/2013	04/05/2013
Sporting Kansas City	3	06/29/2013	07/13/2013
Sporting Kansas City	3	08/10/2013	09/07/2013
LA Galaxy	4	03/03/2013	04/20/2013
LA Galaxy	7	05/26/2013	08/31/2013
LA Galaxy	4	09/21/2013	
Montreal Impact	7	03/16/2013	06/19/2013
Montreal Impact	5	07/07/2013	08/24/2013
New England Revolution	5	05/11/2013	07/06/2013
New England Revolution	2	08/17/2013	08/25/2013
New England Revolution	3	09/21/2013	
New York Red Bulls	2	03/16/2013	03/30/2013
New York Red Bulls	4	04/20/2013	05/26/2013
New York Red Bulls	9	06/30/2013	
Philadelphia Union	3	03/16/2013	05/04/2013
Philadelphia Union	6	05/18/2013	07/20/2013
Philadelphia Union	2	08/10/2013	08/31/2013
Portland Timbers	15	04/06/2013	
Real Salt Lake	3	03/16/2013	04/20/2013
Real Salt Lake	6	05/04/2013	07/03/2013
Real Salt Lake	3	08/10/2013	08/30/2013
Real Salt Lake	2	10/05/2013	
San Jose Earthquakes	16	03/10/2013	
Seattle Sounders FC	14	03/16/2013	09/29/2013
Toronto FC	4	03/09/2013	04/20/2013
Toronto FC	3	07/03/2013	07/27/2013
Toronto FC	2	08/30/2013	09/11/2013
Toronto FC	2	09/28/2013	
Vancouver Whitecaps FC	10	03/02/2013	07/14/2013
Vancouver Whitecaps FC	2	10/06/2013	

TEAM HOME LOSING STREAK LEADERS

TEAM	#	START	STOP
Chicago Fire	2	03/09/2013	03/24/2013
Chivas USA	3	05/19/2013	06/23/2013
Chivas USA	2	09/29/2013	
Columbus Crew	2	05/04/2013	05/11/2013
Columbus Crew	2	10/05/2013	
FC Dallas	2	09/29/2013	10/12/2013
D.C. United	4	03/23/2013	05/08/2013
D.C. United	2	05/25/2013	06/15/2013
D.C. United	2	06/29/2013	07/27/2013
Houston Dynamo	2	05/12/2013	05/18/2013
Montreal Impact	3	09/14/2013	10/12/2013
New England Revolution	2	07/13/2013	08/04/2013
Toronto FC	2	04/27/2013	05/18/2013

TEAM ROAD WINNING STREAK LEADERS

TEAM	#	START	STOP
Chicago Fire	2	10/04/2013	10/12/2013
Columbus Crew	2	09/14/2013	09/29/2013
Houston Dynamo	2	05/05/2013	05/08/2013
Sporting Kansas City	2	07/07/2013	07/20/2013
Sporting Kansas City	2	09/21/2013	10/05/2013
Montreal Impact	2	03/02/2013	03/09/2013
New England Revolution	2	07/20/2013	07/27/2013
New England Revolution	2	10/12/2013	
New York Red Bulls	3	04/13/2013	05/04/2013
Real Salt Lake	3	05/19/2013	07/13/2013
San Jose Earthquakes	2	09/21/2013	09/29/2013
Vancouver Whitecaps FC	2	09/21/2013	10/09/2013

TEAM ROAD UNDEFEATED STREAK LEADERS

TEAM	#	START	STOP
Chicago Fire	2	05/25/2013	06/22/2013
Chicago Fire	2	07/27/2013	08/03/2013
Chicago Fire	2	10/04/2013	10/12/2013
Chivas USA	2	03/17/2013	03/24/2013
Chivas USA	2	07/04/2013	07/07/2013
Colorado Rapids	4	04/13/2013	05/18/2013
Colorado Rapids	3	06/29/2013	08/11/2013
Columbus Crew	2	03/23/2013	04/14/2013
Columbus Crew	2	05/18/2013	05/26/2013
Columbus Crew	2	09/14/2013	09/29/2013
FC Dallas	3	03/30/2013	04/27/2013
Houston Dynamo	5	04/20/2013	06/01/2013
Houston Dynamo	3	09/14/2013	
Sporting Kansas City	2	03/23/2013	04/17/2013
Sporting Kansas City	5	05/12/2013	07/20/2013
Sporting Kansas City	4	09/21/2013	
LA Galaxy	3	08/11/2013	09/14/2013
Montreal Impact	2	03/02/2013	03/09/2013
Montreal Impact	3	08/31/2013	09/28/2013
New England Revolution	2	05/02/2013	05/18/2013
New England Revolution	2	07/20/2013	07/27/2013
New England Revolution	3	10/05/2013	
New York Red Bulls	4	04/13/2013	05/11/2013
New York Red Bulls	2	07/20/2013	08/03/2013
New York Red Bulls	3	09/08/2013	
Philadelphia Union	2	04/06/2013	04/21/2013
Philadelphia Union	2	06/01/2013	07/03/2013
Philadelphia Union	2	07/27/2013	08/17/2013
Philadelphia Union	2	09/27/2013	10/12/2013
Portland Timbers	9	03/16/2013	06/19/2013
Portland Timbers	3	09/14/2013	
Real Salt Lake	2	04/13/2013	05/08/2013
Real Salt Lake	3	05/19/2013	07/13/2013
Real Salt Lake	2	09/28/2013	
San Jose Earthquakes	3	09/21/2013	
Seattle Sounders FC	3	04/20/2013	05/08/2013
Seattle Sounders FC	2	08/31/2013	09/21/2013
Toronto FC	2	06/15/2013	06/22/2013
Vancouver Whitecaps FC	2	06/29/2013	07/03/2013
Vancouver Whitecaps FC	3	09/14/2013	10/09/2013

TEAM ROAD LOSING STREAK LEADERS

TEAM	#	START	STOP
Chicago Fire	3	04/14/2013	05/18/2013
Chicago Fire	2	08/17/2013	09/07/2013
Chivas USA	5	04/20/2013	06/19/2013
Chivas USA	3	07/12/2013	08/03/2013
Chivas USA	4	09/04/2013	
Colorado Rapids	2	06/19/2013	06/23/2013
Colorado Rapids	3	09/20/2013	
Columbus Crew	7	06/05/2013	09/07/2013
FC Dallas	2	08/03/2013	08/17/2013
FC Dallas	2	09/14/2013	09/22/2013
D.C. United	4	04/05/2013	06/02/2013
D.C. United	8	07/20/2013	
Houston Dynamo	2	03/17/2013	04/06/2013
Houston Dynamo	2	06/19/2013	06/30/2013
Houston Dynamo	2	08/10/2013	08/24/2013
Sporting Kansas City	3	07/27/2013	08/23/2013
LA Galaxy	3	05/19/2013	06/08/2013
LA Galaxy	3	06/29/2013	07/27/2013
Montreal Impact	3	07/13/2013	08/10/2013
Montreal Impact	3	10/04/2013	
New York Red Bulls	3	03/10/2013	04/07/2013
New York Red Bulls	2	06/23/2013	07/04/2013
New York Red Bulls	2	08/10/2013	08/25/2013
Philadelphia Union	2	08/25/2013	09/08/2013
Portland Timbers	3	07/27/2013	08/30/2013
Real Salt Lake	3	03/09/2013	04/06/2013
San Jose Earthquakes	2	03/30/2013	04/14/2013
San Jose Earthquakes	3	05/11/2013	06/01/2013
San Jose Earthquakes	4	06/22/2013	08/10/2013
Seattle Sounders FC	2	03/23/2013	03/30/2013
Seattle Sounders FC	3	06/22/2013	07/13/2013
Seattle Sounders FC	3	10/05/2013	
Toronto FC	2	03/02/2013	03/16/2013
Toronto FC	3	05/04/2013	05/25/2013
Toronto FC	2	07/13/2013	07/17/2013
Toronto FC	4	09/07/2013	
Vancouver Whitecaps FC	2	03/23/2013	03/30/2013
Vancouver Whitecaps FC	2	04/20/2013	05/04/2013
Vancouver Whitecaps FC	2	08/17/2013	09/07/2013

CONSECUTIVE GAMES WITH GOALS

#	PLAYER	TM	START	STOP	
5	Camilo Sanvezzo	VAN	06/08/2013	07/03/2013	
4	Mike Magee	CHI	06/02/2013	06/22/2013	
4	Diego Fagundez	NE	05/11/2013	06/02/2013	
3	Mike Magee	CHI	10/12/2013	10/27/2013	Active
3	Mike Magee	CHI	07/20/2013	08/03/2013	
3	Dominic Oduro	CLB	09/14/2013	09/29/2013	
3	Edson Buddle	COL	08/17/2013	09/07/2013	
3	Luis Silva	DC	07/20/2013	08/03/2013	
3	Marco Di Vaio	MTL	05/08/2013	05/25/2013	
3	Juan Agudelo	NE	06/15/2013	08/25/2013	
3	Diego Fagundez	NE	08/25/2013	09/08/2013	
3	Tim Cahill	NY	09/29/2013	10/20/2013	
3	Jack McInerney	PHI	04/06/2013	04/21/2013	
3	Jack McInerney	PHI	05/18/2013	06/01/2013	
3	Diego Valeri	POR	09/07/2013	09/20/2013	
3	Alvaro Saborio	RSL	07/27/2013	08/10/2013	
3	Lamar Neagle	SEA	09/04/2013	09/13/2013	
3	Obafemi Martins	SEA	04/20/2013	05/18/2013	
3	Robert Earnshaw	TOR	03/09/2013	03/30/2013	
3	Kenny Miller	VAN	03/09/2013	06/01/2013	
2	Quincy Amarikwa	CHI	10/04/2013	10/27/2013	Active
2	Dilly Duka	CHI	06/22/2013	07/03/2013	
2	Mike Magee	CHI	03/23/2013	03/30/2013	
2	Erick Torres	CHV	07/17/2013	07/28/2013	
2	Erick Torres	CHV	08/25/2013	09/01/2013	
2	Federico Higuain	CLB	09/21/2013	09/29/2013	
2	Federico Higuain	CLB	05/26/2013	06/01/2013	
2	Dominic Oduro	CLB	04/06/2013	04/14/2013	
2	Dominic Oduro	CLB	05/18/2013	05/26/2013	
2	Federico Higuain	CLB	08/10/2013	08/17/2013	
2	Bernardo Anor	CLB	07/04/2013	07/07/2013	
2	Bernardo Anor	CLB	09/21/2013	09/29/2013	
2	Deshorn Brown	COL	06/29/2013	07/04/2013	
2	Gabriel Torres	COL	10/05/2013	10/19/2013	
2	Edson Buddle	COL	05/04/2013	05/11/2013	
2	Deshorn Brown	COL	10/05/2013	10/19/2013	
2	Nathan Sturgis	COL	05/18/2013	05/25/2013	
2	Atiba Harris	COL	05/25/2013	06/01/2013	
2	Blas Perez	DAL	08/21/2013	08/24/2013	
2	Blas Perez	DAL	03/30/2013	04/06/2013	
2	Walker Zimmerman	DAL	06/22/2013	06/29/2013	
2	Kenny Cooper	DAL	10/05/2013	10/12/2013	
2	Andrew Driver	HOU	05/05/2013	05/08/2013	
2	Will Bruin	HOU	03/30/2013	04/14/2013	
2	Giles Barnes	HOU	03/23/2013	03/30/2013	
2	Cam Weaver	HOU	07/27/2013	08/03/2013	
2	Will Bruin	HOU	09/21/2013	09/28/2013	
2	C.J. Sapong	KC	09/07/2013	09/21/2013	
2	Kei Kamara	KC	06/22/2013	06/29/2013	
2	Claudio Bieler	KC	03/30/2013	04/05/2013	
2	Claudio Bieler	KC	03/02/2013	03/09/2013	
2	Soony Saad	KC	07/13/2013	07/20/2013	
2	Kei Kamara	KC	08/03/2013	08/10/2013	
2	Marcelo Sarvas	LA	07/07/2013	07/13/2013	
2	Landon Donovan	LA	08/24/2013	08/31/2013	
2	Robbie Keane	LA	08/31/2013	09/14/2013	
2	Marco Di Vaio	MTL	08/17/2013	08/24/2013	
2	Marco Di Vaio	MTL	04/14/2013	04/27/2013	
2	Marco Di Vaio	MTL	03/16/2013	03/23/2013	
2	Hassoun Camara	MTL	06/29/2013	07/03/2013	
2	Marco Di Vaio	MTL	09/08/2013	09/14/2013	
2	Dimitry Imbongo	NE	06/15/2013	07/06/2013	
2	Diego Fagundez	NE	07/20/2013	07/27/2013	
2	Saer Sene	NE	07/06/2013	07/13/2013	
2	Juan Agudelo	NE	05/18/2013	05/25/2013	
2	Kelyn Rowe	NE	08/17/2013	08/25/2013	
2	Kelyn Rowe	NE	09/08/2013	09/14/2013	
2	Ibrahim Sekagya	NY	10/20/2013	10/27/2013	Active
2	Jamison Olave	NY	04/07/2013	04/13/2013	
2	Fabian Espindola	NY	07/27/2013	08/03/2013	
2	Tim Cahill	NY	08/25/2013	08/31/2013	
2	Tim Cahill	NY	04/27/2013	05/04/2013	
2	Thierry Henry	NY	09/08/2013	09/14/2013	
2	Lloyd Sam	NY	08/31/2013	09/08/2013	
2	Jack McInerney	PHI	03/10/2013	03/16/2013	
2	Conor Casey	PHI	06/05/2013	06/23/2013	
2	Ryan Johnson	POR	08/03/2013	08/17/2013	
2	Will Johnson	POR	05/12/2013	05/18/2013	
2	Luis Gil	RSL	08/24/2013	08/30/2013	
2	Javier Morales	RSL	07/03/2013	07/13/2013	
2	Alvaro Saborio	RSL	08/30/2013	10/05/2013	
2	Brad Evans	SEA	07/28/2013	08/03/2013	
2	Lamar Neagle	SEA	05/11/2013	05/18/2013	
2	Eddie Johnson	SEA	08/25/2013	08/31/2013	
2	Chris Wondolowski	SJ	09/29/2013	10/09/2013	
2	Alan Gordon	SJ	06/29/2013	07/03/2013	
2	Adam Jahn	SJ	05/04/2013	05/08/2013	
2	Darel Russell	TOR	09/21/2013	09/28/2013	
2	Camilo Sanvezzo	VAN	10/19/2013	10/27/2013	Active
2	Jordan Harvey	VAN	06/15/2013	06/19/2013	
2	Camilo Sanvezzo	VAN	07/14/2013	07/20/2013	
2	Kekuta Manneh	VAN	10/09/2013	10/19/2013	

CONSECUTIVE GAMES WITH ASSISTS

#	PLAYER	TM	START	STOP	
4	Diego Valeri	POR	07/27/2013	08/21/2013	
4	Russell Teibert	VAN	06/01/2013	06/19/2013	
3	Federico Higuain	CLB	06/29/2013	07/07/2013	
3	Patrice Bernier	MTL	03/09/2013	03/23/2013	
3	Justin Mapp	MTL	05/08/2013	05/25/2013	
3	Saer Sene	NE	09/08/2013	09/21/2013	
3	Sheanon Williams	PHI	06/23/2013	07/03/2013	
2	Patrick Nyarko	CHI	07/27/2013	08/03/2013	
2	Mike Magee	CHI	06/22/2013	07/03/2013	
2	Daniel Paladini	CHI	04/07/2013	04/14/2013	
2	Joel Lindpere	CHI	07/14/2013	07/20/2013	
2	Eric Avila	CHV	03/10/2013	03/17/2013	
2	Jorge Villafana	CHV	03/24/2013	03/30/2013	
2	Brian Mullan	COL	05/25/2013	06/15/2013	
2	Christopher Klute	COL	06/29/2013	07/04/2013	
2	Christopher Klute	COL	05/25/2013	06/01/2013	
2	Dillon Powers	COL	07/27/2013	08/03/2013	
2	Christopher Klute	COL	08/03/2013	08/11/2013	
2	Blas Perez	DAL	08/17/2013	08/21/2013	
2	Michel	DAL	05/11/2013	05/18/2013	
2	Fabian Castillo	DAL	08/17/2013	08/21/2013	
2	Fabian Castillo	DAL	09/07/2013	09/14/2013	
2	David Ferreira	DAL	06/22/2013	06/29/2013	
2	Perry Kitchen	DC	08/17/2013	08/24/2013	
2	Kofi Sarkodie	HOU	03/17/2013	03/23/2013	
2	Boniek Garcia	HOU	09/28/2013	10/04/2013	
2	Brad Davis	HOU	09/14/2013	09/21/2013	
2	Chance Myers	KC	08/31/2013	09/21/2013	
2	Dom Dwyer	KC	08/31/2013	09/21/2013	
2	Seth Sinovic	KC	07/07/2013	07/13/2013	
2	Landon Donovan	LA	06/23/2013	06/29/2013	
2	Gyasi Zardes	LA	10/06/2013	10/16/2013	
2	Robbie Keane	LA	08/31/2013	09/14/2013	
2	Robbie Keane	LA	04/20/2013	05/15/2013	
2	Andrew Wenger	MTL	05/11/2013	05/25/2013	
2	Patrice Bernier	MTL	08/17/2013	08/24/2013	
2	Justin Mapp	MTL	08/17/2013	08/24/2013	
2	Felipe Martins	MTL	06/29/2013	07/03/2013	
2	Diego Fagundez	NE	06/15/2013	06/29/2013	
2	Jonny Steele	NY	08/31/2013	09/08/2013	
2	Brandon Barklage	NY	04/07/2013	04/13/2013	
2	Peguy Luyindula	NY	10/20/2013	10/27/2013	Active
2	Sebastien Le Toux	PHI	08/03/2013	08/10/2013	
2	Sebastien Le Toux	PHI	06/05/2013	06/23/2013	
2	Sebastien Le Toux	PHI	03/10/2013	03/16/2013	
2	Jose Kleberson	PHI	10/12/2013	10/19/2013	
2	Conor Casey	PHI	04/13/2013	04/21/2013	
2	Will Johnson	POR	09/29/2013	10/06/2013	
2	Jose Adolfo Valencia	POR	09/07/2013	09/14/2013	
2	Frederic Piquionne	POR	05/25/2013	06/08/2013	
2	Rodney Wallace	POR	05/08/2013	05/12/2013	
2	Javier Morales	RSL	06/01/2013	06/08/2013	
2	Robbie Findley	RSL	06/01/2013	06/08/2013	
2	Ned Grabavoy	RSL	08/24/2013	08/30/2013	
2	Javier Morales	RSL	08/24/2013	08/30/2013	
2	Javier Morales	RSL	07/03/2013	07/13/2013	
2	Mauro Rosales	SEA	07/28/2013	08/03/2013	
2	Mauro Rosales	SEA	08/25/2013	08/31/2013	
2	Marc Burch	SEA	09/04/2013	09/07/2013	
2	Lamar Neagle	SEA	06/01/2013	06/08/2013	
2	Brad Evans	SEA	08/03/2013	08/10/2013	
2	Chris Wondolowski	SJ	05/04/2013	05/08/2013	
2	Ramiro Corrales	SJ	03/10/2013	03/16/2013	
2	Walter Martinez	SJ	05/04/2013	05/08/2013	
2	Brad Knighton	VAN	07/06/2013	07/14/2013	
2	Lee Young-Pyo	VAN	10/06/2013	10/09/2013	
2	Daigo Kobayashi	VAN	10/09/2013	10/19/2013	
2	Camilo Sanvezzo	VAN	06/15/2013	06/19/2013	

CONSECUTIVE GAMES WITH A GOAL/ASSIST

#	PLAYER	TM	START	STOP	
7	Landon Donovan	LA	06/23/2013	09/14/2013	
6	Mike Magee	CHI	06/02/2013	07/07/2013	
6	Alvaro Saborio	RSL	04/20/2013	08/10/2013	
5	Luis Silva	DC	07/03/2013	08/17/2013	
5	Kelyn Rowe	NE	08/17/2013	09/14/2013	
5	Camilo Sanvezzo	VAN	06/08/2013	07/03/2013	
4	Federico Higuain	CLB	06/22/2013	07/07/2013	
4	Blas Perez	DAL	08/11/2013	08/24/2013	
4	Justin Mapp	MTL	05/04/2013	05/25/2013	
4	Saer Sene	NE	09/08/2013	09/28/2013	
4	Diego Fagundez	NE	05/11/2013	06/02/2013	
4	Tim Cahill	NY	09/29/2013	10/27/2013	Active
4	Sheanon Williams	PHI	06/05/2013	07/03/2013	
4	Diego Valeri	POR	07/27/2013	08/21/2013	
4	Javier Morales	RSL	08/17/2013	08/30/2013	
4	Eddie Johnson	SEA	08/03/2013	08/31/2013	
4	Camilo Sanvezzo	VAN	10/06/2013	10/27/2013	Active
4	Russell Teibert	VAN	06/01/2013	06/19/2013	

(cont)

CONSECUTIVE GAMES WITH A GOAL/ASSIST

(cont)

#	PLAYER	TM	START	STOP					
3	Patrick Nyarko	CHI	07/14/2013	08/03/2013					
3	Mike Magee	CHI	07/20/2013	08/03/2013					
3	Mike Magee	CHI	10/12/2013	10/27/2013	Active				
3	Federico Higuain	CLB	09/14/2013	09/29/2013					
3	Dominic Oduro	CLB	09/14/2013	09/29/2013					
3	Federico Higuain	CLB	05/18/2013	06/01/2013					
3	Edson Buddle	COL	08/17/2013	09/07/2013					
3	Vicente Sanchez	COL	09/07/2013	10/05/2013					
3	David Ferreira	DAL	03/02/2013	03/17/2013					
3	Boniek Garcia	HOU	09/21/2013	10/04/2013					
3	Giles Barnes	HOU	04/28/2013	05/08/2013					
3	Will Bruin	HOU	03/23/2013	04/14/2013					
3	C.J. Sapong	KC	08/31/2013	09/21/2013					
3	Robbie Keane	LA	06/29/2013	07/07/2013					
3	Marco Di Vaio	MTL	06/19/2013	07/03/2013					
3	Patrice Bernier	MTL	03/09/2013	03/23/2013					
3	Marco Di Vaio	MTL	05/08/2013	05/25/2013					
3	Felipe Martins	MTL	06/19/2013	07/03/2013					
3	Lee Nguyen	NE	09/21/2013	10/05/2013					
3	Juan Agudelo	NE	06/15/2013	08/25/2013					
3	Diego Fagundez	NE	10/05/2013	10/19/2013					
3	Diego Fagundez	NE	08/25/2013	09/08/2013					
3	Tim Cahill	NY	04/20/2013	05/04/2013					
3	Jose Kleberson	PHI	10/05/2013	10/19/2013					
3	Jack McInerney	PHI	04/06/2013	04/21/2013					
3	Jack McInerney	PHI	05/18/2013	06/01/2013					
3	Sebastien Le Toux	PHI	03/02/2013	03/16/2013					
3	Diego Valeri	POR	09/07/2013	09/20/2013					
3	Robbie Findley	RSL	06/01/2013	06/22/2013					
3	Ned Grabavoy	RSL	05/19/2013	06/01/2013					
3	Lamar Neagle	SEA	09/04/2013	09/13/2013					
3	Obafemi Martins	SEA	04/20/2013	05/18/2013					
3	Brad Evans	SEA	07/28/2013	08/10/2013					
3	Mauro Rosales	SEA	07/28/2013	08/10/2013					
3	Chris Wondolowski	SJ	04/27/2013	05/08/2013					
3	Robert Earnshaw	TOR	03/09/2013	03/30/2013					
3	Kenny Miller	VAN	03/09/2013	06/01/2013					
2	Joel Lindpere	CHI	08/03/2013	08/10/2013					
2	Joel Lindpere	CHI	07/14/2013	07/20/2013					
2	Daniel Paladini	CHI	04/07/2013	04/14/2013					
2	Dilly Duka	CHI	06/22/2013	07/03/2013					
2	Quincy Amarikwa	CHI	10/04/2013	10/27/2013	Active				
2	Mike Magee	CHI	03/23/2013	03/30/2013					
2	Juan Luis Anangono	CHI	10/04/2013	10/12/2013					
2	Dilly Duka	CHI	09/07/2013	09/11/2013					
2	Maicon Santos	CHI	03/24/2013	04/07/2013					
2	Hunter Jumper	CHI	04/07/2013	08/23/2013	Active				
2	Eric Avila	CHV	03/10/2013	03/17/2013					
2	Erick Torres	CHV	07/17/2013	07/28/2013					
2	Jorge Villafana	CHV	03/24/2013	03/30/2013					
2	Erick Torres	CHV	08/25/2013	09/01/2013					
2	Dominic Oduro	CLB	04/06/2013	04/14/2013					
2	Federico Higuain	CLB	08/10/2013	08/17/2013					
2	Jairo Arrieta	CLB	09/21/2013	09/29/2013					
2	Jairo Arrieta	CLB	03/02/2013	03/09/2013					
2	Bernardo Anor	CLB	09/21/2013	09/29/2013					
2	Bernardo Anor	CLB	07/04/2013	07/07/2013					
2	Dominic Oduro	CLB	05/18/2013	05/26/2013					
2	Deshorn Brown	COL	10/05/2013	10/19/2013					
2	Edson Buddle	COL	05/04/2013	05/11/2013					
2	Nick LaBrocca	COL	07/17/2013	07/20/2013					
2	Deshorn Brown	COL	06/29/2013	07/04/2013					
2	Nathan Sturgis	COL	06/29/2013	07/04/2013					
2	Gabriel Torres	COL	10/05/2013	10/19/2013					
2	Christopher Klute	COL	05/25/2013	06/01/2013					
2	Christopher Klute	COL	08/03/2013	08/11/2013					
2	Deshorn Brown	COL	03/10/2013	03/16/2013					
2	Nathan Sturgis	COL	05/18/2013	05/25/2013					
2	Dillon Powers	COL	07/27/2013	08/03/2013					
2	Christopher Klute	COL	06/29/2013	07/04/2013					
2	Atiba Harris	COL	05/25/2013	06/01/2013					
2	Brian Mullan	COL	05/25/2013	06/15/2013					
2	Je-Vaughn Watson	DAL	08/24/2013	09/07/2013					
2	Fabian Castillo	DAL	08/17/2013	08/21/2013					
2	Jair Benitez	DAL	09/07/2013	09/14/2013					
2	David Ferreira	DAL	06/22/2013	06/29/2013					
2	Walker Zimmerman	DAL	06/22/2013	06/29/2013					
2	Fabian Castillo	DAL	09/07/2013	09/14/2013					
2	Michel	DAL	05/11/2013	05/18/2013					
2	Blas Perez	DAL	03/30/2013	04/06/2013					
2	Kenny Cooper	DAL	10/05/2013	10/12/2013					
2	Kyle Porter	DC	05/11/2013	05/19/2013					
2	Perry Kitchen	DC	08/17/2013	08/24/2013					
2	Dwayne De Rosario	DC	08/24/2013	08/31/2013					
2	Andrew Driver	HOU	05/05/2013	05/08/2013					
2	Giles Barnes	HOU	03/23/2013	03/30/2013					
2	Cam Weaver	HOU	07/27/2013	08/03/2013					
2	Kofi Sarkodie	HOU	03/17/2013	03/23/2013					
2	Warren Creavalle	HOU	03/02/2013	03/23/2013					
2	Brad Davis	HOU	07/27/2013	08/03/2013					
2	Ricardo Clark	HOU	09/14/2013	09/21/2013					
2	Will Bruin	HOU	09/21/2013	09/28/2013					
2	Brad Davis	HOU	09/14/2013	09/21/2013					
2	Ricardo Clark	HOU	07/06/2013	07/13/2013					
2	Brad Davis	HOU	03/17/2013	03/30/2013					
2	Soony Saad	KC	07/13/2013	07/20/2013					
2	Claudio Bieler	KC	03/02/2013	03/09/2013					
2	Claudio Bieler	KC	03/30/2013	04/05/2013					
2	Dom Dwyer	KC	08/31/2013	09/21/2013					
2	Seth Sinovic	KC	07/07/2013	07/13/2013					
2	Graham Zusi	KC	08/31/2013	09/21/2013					
2	Kei Kamara	KC	08/03/2013	08/10/2013					
2	Chance Myers	KC	08/31/2013	09/21/2013					
2	Claudio Bieler	KC	05/26/2013	06/01/2013					
2	Kei Kamara	KC	06/22/2013	06/29/2013					
2	Benny Feilhaber	KC	07/07/2013	07/13/2013					
2	Claudio Bieler	KC	07/13/2013	07/20/2013					
2	Robbie Keane	LA	08/11/2013	08/17/2013					
2	Hector Jimenez	LA	07/07/2013	07/13/2013					
2	Gyasi Zardes	LA	10/06/2013	10/16/2013					
2	Marcelo Sarvas	LA	07/07/2013	07/13/2013					
2	Robbie Keane	LA	04/20/2013	05/15/2013					
2	Robbie Keane	LA	08/31/2013	09/14/2013					
2	Maxim Tissot	MTL	05/11/2013	09/28/2013					
2	Felipe Martins	MTL	05/11/2013	05/25/2013					
2	Justin Mapp	MTL	08/17/2013	08/24/2013					
2	Patrice Bernier	MTL	08/17/2013	08/24/2013					
2	Patrice Bernier	MTL	09/08/2013	09/14/2013					
2	Marco Di Vaio	MTL	08/17/2013	08/24/2013					
2	Blake Smith	MTL	05/11/2013	05/25/2013					
2	Marco Di Vaio	MTL	03/16/2013	03/23/2013					
2	Hassoun Camara	MTL	06/29/2013	07/03/2013					
2	Marco Di Vaio	MTL	09/08/2013	09/14/2013					
2	Andrew Wenger	MTL	05/11/2013	05/25/2013					
2	Felipe Martins	MTL	03/02/2013	03/09/2013					
2	Marco Di Vaio	MTL	04/14/2013	04/27/2013					
2	Saer Sene	NE	05/25/2013	06/02/2013					
2	Diego Fagundez	NE	06/15/2013	06/29/2013					
2	Saer Sene	NE	07/06/2013	07/13/2013					
2	Dimitry Imbongo	NE	06/15/2013	07/06/2013					
2	Diego Fagundez	NE	07/20/2013	07/27/2013					
2	Juan Agudelo	NE	05/18/2013	05/25/2013					
2	Tim Cahill	NY	05/19/2013	05/26/2013					
2	Thierry Henry	NY	04/20/2013	04/27/2013					
2	Tim Cahill	NY	08/25/2013	08/31/2013					
2	Thierry Henry	NY	09/08/2013	09/14/2013					
2	Brandon Barklage	NY	04/07/2013	04/13/2013					
2	Ibrahim Sekagya	NY	10/20/2013	10/27/2013	Active				
2	Jamison Olave	NY	04/07/2013	04/13/2013					
2	Peguy Luyindula	NY	10/20/2013	10/27/2013	Active				
2	Lloyd Sam	NY	08/31/2013	09/08/2013					
2	Fabian Espindola	NY	07/27/2013	08/03/2013					
2	Dax McCarty	NY	07/27/2013	08/03/2013					
2	Jonny Steele	NY	08/31/2013	09/08/2013					
2	Conor Casey	PHI	06/05/2013	06/23/2013					
2	Sebastien Le Toux	PHI	05/18/2013	05/25/2013					
2	Sebastien Le Toux	PHI	06/05/2013	06/23/2013					
2	Jack McInerney	PHI	03/10/2013	03/16/2013					
2	Sheanon Williams	PHI	08/03/2013	08/10/2013					
2	Conor Casey	PHI	04/13/2013	04/21/2013					
2	Sebastien Le Toux	PHI	08/03/2013	08/10/2013					
2	Darlington Nagbe	POR	05/08/2013	05/12/2013					
2	Ryan Johnson	POR	08/03/2013	08/17/2013					
2	Will Johnson	POR	09/29/2013	10/06/2013					
2	Will Johnson	POR	05/12/2013	05/18/2013					
2	Jose Adolfo Valencia	POR	09/07/2013	09/14/2013					
2	Rodney Wallace	POR	05/08/2013	05/12/2013					
2	Diego Valeri	POR	04/21/2013	04/27/2013					
2	Frederic Piquionne	POR	05/25/2013	06/08/2013					

OWN GOALS RECEIVED

DATE	REC	TM	OFF	TM	MIN	PLAYER
03/02/2013	HOU	2	vs	DC	0	80 James Riley
03/03/2013	POR	3	vs	NY	3	83 Jamison Olave
03/24/2013	CHV	4	at	CHI	1	89 Jalil Anibaba
03/30/2013	CHV	2	vs	VAN	1	11 Jun Marques Davidson
04/20/2013	NE	1	at	NY	4	6 Brandon Barklage
04/20/2013	DAL	2	vs	VAN	0	29 Brad Rusin
04/27/2013	DAL	2	at	VAN	2	9 Andy O'Brien
05/11/2013	RSL	2	at	MTL	3	7 Matteo Ferrari
05/15/2013	LA	4	at	PHI	1	3 Zac MacMath
06/01/2013	NY	1	vs	VAN	2	51 Greg Klazura
06/01/2013	SEA	2	at	CHV	0	33 Mario de Luna
06/02/2013	CHI	2	vs	DC	0	9 Nick DeLeon
06/15/2013	TOR	2	at	DC	1	41 Daniel Woolard
06/22/2013	KC	2	at	DAL	2	57 Je-Vaughn Watson
07/03/2013	SJ	2	at	CHI	3	72 Joel Lindpere
07/17/2013	COL	2	vs	NE	1	67 Jose Goncalves
08/03/2013	CLB	1	at	HOU	3	75 Kofi Sarkodie
08/10/2013	SEA	2	at	TOR	1	40 Doneil Henry
09/01/2013	CHI	1	vs	HOU	1	37 Bobby Boswell
09/07/2013	SEA	2	at	CHV	1	89 Gonzalo Segares
09/14/2013	COL	2	vs	DAL	1	65 Matt Hedges
09/21/2013	DC	1	at	NE	2	11 Scott Caldwell
09/22/2013	NY	1	vs	DAL	0	76 Erick
09/28/2013	TOR	4	vs	DC	1	71 Conor Shanosky

PENALTY KICK SUMMARY

DATE	TM		OPP		SHOOTER	KEEPER	RES	MN	
03/02/2013	HOU	2	vs	DC	0	Brad Davis	Bill Hamid	S	40
03/09/2013	TOR	2	vs	KC	1	Robert Earnshaw	Jimmy Nielsen	G	21
03/10/2013	SJ	2	vs	NY	1	Chris Wondolowski	Luis Robles	G	92+
03/16/2013	TOR	1	at	MTL	2	Robert Earnshaw	Troy Perkins	G	68
03/16/2013	MTL	2	vs	TOR	1	Patrice Bernier	Joseph Bendik	G	34
03/23/2013	LA	1	vs	COL	0	Mike Magee	Clint Irwin	G	50
03/30/2013	POR	2	at	COL	2	Will Johnson	Clint Irwin	G	71
03/30/2013	COL	2	vs	POR	2	Hendry Thomas	Donovan Ricketts	G	48
04/06/2013	RSL	0	at	COL	1	Alvaro Saborio	Clint Irwin	S	9
04/07/2013	CHI	3	vs	NY	1	Chris Rolfe	Luis Robles	WL	25
04/13/2013	LA	0	at	DAL	1	Landon Donovan	Raul Fernandez	S	69
04/13/2013	DAL	1	vs	LA	0	Kenny Cooper	Carlo Cudicini	S	61
04/13/2013	VAN	1	vs	RSL	1	Camilo Sanvezzo	Nick Rimando	G	84
04/13/2013	COL	1	at	CHV	0	Deshorn Brown	Dan Kennedy	G	7
04/13/2013	CHV	0	vs	COL	1	Jose Correa	Clint Irwin	C	36
04/20/2013	CHV	0	at	RSL	1	Edgar Mejia	Nick Rimando	S	36
04/27/2013	CLB	3	vs	DC	0	Federico Higuain	Bill Hamid	G	47+
05/04/2013	CLB	0	vs	NY	1	Federico Higuain	Luis Robles	S	72
05/05/2013	LA	0	vs	HOU	1	Landon Donovan	Tally Hall	S	25
05/05/2013	KC	4	vs	CHV	0	Claudio Bieler	Patrick McLain	G	57
05/08/2013	NE	1	vs	RSL	2	Saer Sene	Nick Rimando	S	92+
05/08/2013	DAL	1	vs	POR	1	Kenny Cooper	Donovan Ricketts	G	77
05/18/2013	POR	2	at	VAN	2	Will Johnson	Brad Knighton	G	52
05/26/2013	LA	4	vs	SEA	0	Robbie Keane	Michael Gspurning	G	34
05/26/2013	LA	4	vs	SEA	0	Robbie Keane	Michael Gspurning	G	44
05/26/2013	CLB	2	at	NY	2	Federico Higuain	Luis Robles	G	74
06/01/2013	CLB	1	vs	HOU	1	Federico Higuain	Tally Hall	G	69
06/01/2013	KC	1	vs	MTL	2	Claudio Bieler	Troy Perkins	G	49+
06/08/2013	SEA	3	vs	VAN	2	Servando Carrasco	Brad Knighton	G	70
06/15/2013	VAN	4	vs	NE	3	Camilo Sanvezzo	Bobby Shuttleworth	G	25
06/15/2013	DC	1	vs	TOR	2	Dwayne De Rosario	Joseph Bendik	G	19
06/19/2013	HOU	0	at	MTL	2	Giles Barnes	Troy Perkins	H	22
06/19/2013	CHI	2	vs	COL	1	Mike Magee	Clint Irwin	G	23
06/22/2013	CLB	1	vs	CHI	2	Federico Higuain	Sean Johnson	G	7
06/22/2013	KC	2	at	DAL	2	Kei Kamara	Raul Fernandez	G	43
06/22/2013	DC	1	vs	SJ	0	Chris Pontius	Jon Busch	G	11
06/29/2013	VAN	1	at	DC	0	Camilo Sanvezzo	Bill Hamid	G	48
07/03/2013	RSL	2	vs	PHI	2	Javier Morales	Zac MacMath	G	97+
07/04/2013	LA	2	vs	CLB	1	Robbie Keane	Andy Gruenebaum	G	85
07/04/2013	LA	2	vs	CLB	1	Robbie Keane	Andy Gruenebaum	G	92+
07/07/2013	MTL	1	vs	CHV	1	Patrice Bernier	Dan Kennedy	G	80
07/07/2013	CLB	1	vs	POR	0	Federico Higuain	Donovan Ricketts	WL	12
07/13/2013	NY	4	vs	MTL	0	Peguy Luyindula	Troy Perkins	G	88
07/20/2013	CHI	4	vs	DC	1	Mike Magee	Joe Willis	G	56
07/27/2013	RSL	3	at	NY	4	Alvaro Saborio	Luis Robles	G	45
07/27/2013	NY	4	vs	RSL	3	Fabian Espindola	Jeff Attinella	G	23
07/27/2013	NY	4	vs	RSL	3	Fabian Espindola	Jeff Attinella	G	89
07/27/2013	SJ	2	vs	POR	1	Victor Bernardez	Donovan Ricketts	G	55
08/03/2013	RSL	2	at	COL	2	Alvaro Saborio	Clint Irwin	G	21
08/03/2013	HOU	3	vs	CLB	1	Brad Davis	Matt Lampson	G	10
08/03/2013	SEA	3	vs	DAL	0	Brad Evans	Raul Fernandez	G	94+
08/10/2013	CLB	2	vs	NY	0	Federico Higuain	Luis Robles	G	62
08/10/2013	RSL	1	vs	HOU	0	Alvaro Saborio	Tally Hall	G	37
08/11/2013	COL	1	at	CHV	1	Deshorn Brown	Dan Kennedy	S	28
08/21/2013	RSL	3	at	POR	3	Javier Morales	Donovan Ricketts	G	43
08/21/2013	POR	3	vs	RSL	3	Diego Valeri	Jeff Attinella	G	57
08/24/2013	DAL	2	vs	SJ	2	Michel	Jon Busch	G	72
08/25/2013	CHV	3	vs	NY	2	Erick Torres	Luis Robles	G	47+
08/31/2013	DC	1	at	NY	2	Dwayne De Rosario	Luis Robles	S	73
08/31/2013	LA	3	vs	SJ	0	Robbie Keane	Jon Busch	G	43
09/04/2013	CLB	2	vs	HOU	0	Ryan Finley	Tally Hall	S	50
09/07/2013	SEA	2	vs	CHI	1	Osvaldo Alonso	Sean Johnson	S	30
09/07/2013	KC	3	vs	CLB	0	Claudio Bieler	Matt Lampson	G	7
09/08/2013	MTL	4	at	NE	2	Patrice Bernier	Bobby Shuttleworth	G	8
09/08/2013	MTL	4	at	NE	2	Patrice Bernier	Bobby Shuttleworth	G	33
09/21/2013	VAN	3	at	MTL	0	Kenny Miller	Troy Perkins	G	7
09/21/2013	CLB	3	vs	CHI	0	Federico Higuain	Sean Johnson	G	70
09/21/2013	HOU	5	vs	CHV	1	Boniek Garcia	Dan Kennedy	G	91+
09/21/2013	NE	2	vs	DC	1	Lee Nguyen	Bill Hamid	S	57
09/21/2013	NE	2	vs	DC	1	Lee Nguyen	Bill Hamid	G	83
09/28/2013	CHI	2	vs	MTL	2	Mike Magee	Troy Perkins	C	79
09/29/2013	SEA	1	vs	NY	1	Brad Evans	Luis Robles	G	45
10/05/2013	NE	2	at	NY	2	Lee Nguyen	Luis Robles	G	85
10/12/2013	DAL	2	vs	CHI	3	Kenny Cooper	Sean Johnson	G	75
10/19/2013	VAN	2	at	COL	3	Camilo Sanvezzo	Clint Irwin	G	75
10/19/2013	COL	3	vs	VAN	2	Gabriel Torres	David Ousted	G	41
10/19/2013	CHI	1	vs	TOR	0	Mike Magee	Stefan Frei	G	64
10/19/2013	NE	3	vs	CLB	2	Chris Tierney	Matt Lampson	G	69
10/23/2013	RSL	2	vs	CHV	1	Alvaro Saborio	Tim Melia	G	49
10/27/2013	HOU	2	at	DC	1	Boniek Garcia	Bill Hamid	G	11
10/27/2013	VAN	3	vs	COL	0	Camilo Sanvezzo	Clint Irwin	G	43

MLS Individual Single-Season Leaders (1996-2013)

GOALS

YEAR	PLAYER	TEAM	GP	GOALS
1996	Roy Lassiter	TB	30	27
2012	Chris Wondolowski	SJ	32	27
1998	Stern John	CLB	27	26
2000	Mamadou Diallo	TB	28	26
2002	Carlos Ruiz	LA	26	24

ASSISTS

YEAR	PLAYER	TEAM	GP	ASTS
2000	Carlos Valderrama	TB	32	26
1996	Marco Etcheverry	DC	26	19
1997	Carlos Valderrama	TB	20	19
1998	Marco Etcheverry	DC	29	19
2002	Steve Ralston	NE	27	19
2008	Guillermo Barros Schelotto	CLB	27	19

GAMES PLAYED

31 players tied with 34

GAMES STARTED

23 players tied with 34

MINUTES PLAYED

YEAR	PLAYER	TEAM	MIN
13 players tied with 3060			

SHOTS

YEAR	PLAYER	TEAM	GP	SHOTS
2000	Mamadou Diallo	TB	28	152
1996	Preki	KC	32	140
2012	Kei Kamara	KC	33	134
2000	Ante Razov	CHI	24	127
2012	Chris Wondolowski	SJ	32	127

SHOTS ON GOAL

YEAR	PLAYER	TEAM	GP	SOG
2000	Mamadou Diallo	TB	28	76
2003	Ante Razov	CHI	26	67
2000	Ante Razov	CHI	24	63
1996	Preki	KC	32	61
2008	Kenny Cooper	DAL	30	60

FOULS COMMITTED

YEAR	PLAYER	TEAM	GP	FC
2000	Diego Serna	MIA	31	83
2007	Juan Toja	DAL	27	83
2006	Simo Valakari	DAL	31	81
1999	Matt McKeon	COL	28	80
2013	Marcelo Sarvas	LA	33	80

FOULS SUFFERED

YEAR	PLAYER	TEAM	GP	FS
2006	Alejandro Moreno	HOU	30	112
2004	Davy Arnaud	KC	30	111
2005	Alejandro Moreno	SJ	31	102
2003	DaMarcus Beasley	CHI	22	96
1997	Roberto Donadoni	MET	32	94

CAUTIONS (YELLOW)

YEAR	PLAYER	TEAM	GP	CAUT
1996	Leonel Alvarez	DAL	22	14
1996	Michael Emenalo	SJ	29	13
2012	Oswaldo Minda	CHV	22	13
2013	Aurelien Collin	KC	29	13
1998	Leonel Alvarez	DAL	27	12

EJECTIONS (RED CARDS)

YEAR	PLAYER	TEAM	GP	EJECT
1997	Branco	MET	11	3
2000	Ezra Hendrickson	LA	22	3
2009	Carlos Johnson	NY	13	3
2009	Jamison Olave	RSL	25	3
2010	Davy Arnaud	KC	27	3
2011	Eric Hassli	VAN	26	3
2013	Dimitry Imbongo	NE	21	3

GAME-WINNING GOALS

YEAR	PLAYER	TEAM	GP	GWG
2012	Chris Wondolowski	SJ	32	11
2002	Carlos Ruiz	LA	26	9
2010	Chris Wondolowski	SJ	28	9
2013	Chris Wondolowski	SJ	29	8
8 players tied with 7				

GAME-WINNING ASSISTS

YEAR	PLAYER	TEAM	GP	GWA
1999	Mauricio Cienfuegos	LA	30	8
2000	Steve Ralston	TB	30	8
1997	Mauricio Cienfuegos	LA	22	7
1999	Jason Kreis	DAL	32	7
2001	Diego Serna	MIA	22	7
2011	David Beckham	LA	26	7

PENALTY-KICK GOALS

YEAR	PLAYER	TEAM	GP	PKG
2005	Jaime Moreno	DC	29	9
1996	Preki	KC	32	7
2003	Carlos Ruiz	LA	26	7
2004	Amado Guevara	MET	24	6
2009	Jaime Moreno	DC	24	6
2012	Patrice Bernier	MTL	27	6
2013	Federico Higuain	CLB	29	6

GAMES PLAYED IN GOAL

YEAR	PLAYER	TEAM	GP
8 players tied with 34			

GAMES STARTED IN GOAL

YEAR	PLAYER	TEAM	GS
8 players tied with 34			

MINUTES PLAYED IN GOAL

YEAR	PLAYER	TEAM	MIN
8 players tied with 3060			

GOALKEEPER WINS

YEAR	PLAYER	TEAM	GP	WON
1998	Kevin Hartman	LA	29	22
1997	Mike Ammann	KC	29	21
1999	Kevin Hartman	LA	32	20
1998	Scott Garlick	DC	25	19
5 players tied with 18				

GOALKEEPER LOSSES

YEAR	PLAYER	TEAM	GP	LOST
2005	D.J. Countess	RSL	27	19
2012	Matt Pickens	COL	32	19
1997	Tony Meola	MET	30	18
1999	Mike Ammann	MET	24	18
4 players tied with 17				

SAVES

YEAR	PLAYER	TEAM	GP	SVS
2000	Scott Garlick	TB	32	184
1997	Mark Dodd	DAL	30	183
1998	Tony Meola	MET	31	164
1996	Mark Dodd	DAL	31	160
1999	Scott Garlick	TB	28	152

SHUTOUTS

YEAR	PLAYER	TEAM	GP	SHO
2000	Tony Meola	KC	31	16
2012	Jimmy Nielsen	KC	34	15
2010	Nick Rimando	RSL	27	14
2007	Brad Guzan	CHV	27	13
2011	Kevin Hartman	DAL	33	13
2011	Nick Rimando	RSL	33	13
2013	Jimmy Nielsen	KC	33	13

GOALS AGAINST AVG.

YEAR	PLAYER	TEAM	GP	MIN	GA	GAA
2010	Kevin Hartman	DAL	20	1755	12	0.62
2010	Nick Rimando	RSL	27	2430	18	0.67
2012	Michael Gspurning	SEA	21	1845	15	0.73
2011	Donovan Ricketts	LA	15	1284	11	0.77
2012	Jimmy Nielsen	KC	34	3060	27	0.79

Minimum: 1000 minutes played

MLS Individual All-Time Leaders (1996-2013)

GOALS	TEAM	GP	GOALS
Jeff Cunningham	CLB*	365	134
Landon Donovan	LA*	303	134
Jaime Moreno	DC*	340	133
Ante Razov	CHV*	262	114
Jason Kreis	RSL*	305	108
Dwayne De Rosario	DC*	324	103
Taylor Twellman	NE	174	101
Edson Buddle	COL*	274	98
Roy Lassiter	DC*	179	88
Carlos Ruiz	DC*	182	88

ASSISTS	TEAM	GP	ASTS
Steve Ralston	NE*	378	135
Landon Donovan	LA*	303	117
Carlos Valderrama	COL*	175	114
Preki	KC*	242	112
Jaime Moreno	DC*	340	102
Brad Davis	HOU*	313	101
Marco Etcheverry	DC	191	101
Cobi Jones	LA	306	91
Andy Williams	RSL*	332	86
Mauricio Cienfuegos	LA	206	80
Chris Henderson	NY*	317	80

GAMES PLAYED	TEAM	GP
Kevin Hartman	NY*	416
Steve Ralston	NE*	378
Jeff Cunningham	CLB*	365
Nick Rimando	RSL*	346
Joe Cannon	VAN*	342
Jaime Moreno	DC*	340
Tyrone Marshall	COL*	337
Pablo Mastroeni	LA*	334
Chris Klein	LA*	333
Andy Williams	RSL*	332

GAMES STARTED	TEAM	GS
Kevin Hartman	NY*	411
Steve Ralston	NE*	372
Nick Rimando	RSL*	346
Joe Cannon	VAN*	341
Pablo Mastroeni	LA*	316
Chris Henderson	NY*	304
Jay Heaps	NE*	299
Tyrone Marshall	COL*	297
Kyle Beckerman	RSL*	296
Jaime Moreno	DC*	295

MINUTES PLAYED	TEAM	MIN
Kevin Hartman	NY*	37260
Steve Ralston	NE*	33143
Nick Rimando	RSL*	31293
Joe Cannon	VAN*	30732
Pablo Mastroeni	LA*	27522
Jay Heaps	NE*	27363
Tyrone Marshall	COL*	26654
Kyle Beckerman	RSL*	26556
Nick Garcia	TOR*	26324
Chris Klein	LA*	26248

SHOTS	TEAM	GP	SHOTS
Ante Razov	CHV*	262	926
Dwayne De Rosario	DC*	324	831
Jason Kreis	RSL*	305	818
Preki	KC*	242	773
Jeff Cunningham	CLB*	365	772
Jaime Moreno	DC*	340	684
Edson Buddle	COL*	274	670
Landon Donovan	LA*	303	639
Mark Chung	SJ*	284	624
Brian McBride	CHI*	220	573

SHOTS ON GOAL	TEAM	GP	SOG
Ante Razov	CHV*	262	441
Jaime Moreno	DC*	340	394
Jeff Cunningham	CLB*	365	372
Jason Kreis	RSL*	305	370
Dwayne De Rosario	DC*	324	357
Landon Donovan	LA*	303	341
Preki	KC*	242	323
Taylor Twellman	NE	174	318
Edson Buddle	COL*	274	287
Mark Chung	SJ*	284	282

FOULS COMMITTED	TEAM	GP	FC
Kyle Beckerman	RSL*	325	492
Jesse Marsch	CHV*	321	477
Chris Henderson	NY*	317	474
Pablo Mastroeni	LA*	334	474
Brian Mullan	COL*	323	469
Shalrie Joseph	SEA*	283	463
Carey Talley	NY*	315	463
Tyrone Marshall	COL*	337	452
Richie Williams	NY*	216	451
Diego Gutierrez	CHI*	276	443

FOULS SUFFERED	TEAM	GP	FS
Jaime Moreno	DC*	340	703
Andy Williams	RSL*	332	680
Alejandro Moreno	CHV*	272	659
Davy Arnaud	MTL*	297	645
Cobi Jones	LA	306	637
Eddie Gaven	CLB*	278	583
Mark Chung	SJ*	284	578
Brian Mullan	COL*	323	526
Landon Donovan	LA*	303	505
Brian McBride	CHI*	220	503

CAUTIONS (YELLOW)	TEAM	GP	CAUT
Pablo Mastroeni	LA*	334	81
Kyle Beckerman	RSL*	325	72
Mike Petke	NY*	307	69
Carey Talley	NY*	315	67
Ramiro Corrales	SJ*	307	66
Tyrone Marshall	COL*	337	66
Diego Gutierrez	CHI*	276	63
Jay Heaps	NE*	314	63
Jesse Marsch	CHV*	321	61
Frankie Hejduk	LA*	203	58

EJECTIONS (RED CARDS)	TEAM	GP	EJECT
Clint Mathis	LA*	258	9
Pablo Mastroeni	LA*	334	8
Ramiro Corrales	SJ*	307	7
Tyrone Marshall	COL*	337	7
Ivan McKinley	DC*	174	7
Mike Petke	NY*	307	7
12 players tied with 6			

GAME-WINNING GOALS	TEAM	GP	GWG
Jeff Cunningham	CLB*	365	40
Landon Donovan	LA*	303	37
Chris Wondolowski	SJ*	172	34
Ante Razov	CHV*	262	33
Jason Kreis	RSL*	305	31
Edson Buddle	COL*	274	29
Taylor Twellman	NE	174	28
Dwayne De Rosario	DC*	324	27
Jaime Moreno	DC*	340	26
Eddie Johnson	SEA*	176	24
Carlos Ruiz	DC*	182	24

GAME-WINNING ASSISTS	TEAM	GP	GWA
Steve Ralston	NE*	378	41
Landon Donovan	LA*	303	36
Brad Davis	HOU*	313	33
Carlos Valderrama	COL*	175	33
Cobi Jones	LA	306	30
Preki	KC*	242	29
Mauricio Cienfuegos	LA	206	28
Jaime Moreno	DC*	340	26
Marco Etcheverry	DC	191	25
Dwayne De Rosario	DC*	324	24

HAT TRICKS	TEAM	GP	HATS
Stern John	CLB	55	5
Diego Serna	COL*	124	5
Edson Buddle	COL*	274	4
Mamadou Diallo	NY*	74	4
Landon Donovan	LA*	303	4
Cobi Jones	LA	306	4
Chris Wondolowski	SJ*	172	4
6 players tied with 3			

MULTI-GOAL GAMES	TEAM	GP	GAMES
Landon Donovan	LA*	303	30
Jeff Cunningham	CLB*	365	22
Ante Razov	CHV*	262	22
Jaime Moreno	DC*	340	17
Carlos Ruiz	DC*	182	17
Edson Buddle	COL*	274	16
Taylor Twellman	NE	174	16
Juan Pablo Angel	CHV*	152	14
Dwayne De Rosario	DC*	324	14
Raul Diaz Arce	COL*	150	13
Chris Wondolowski	SJ*	172	13

PENALTY-KICK GOALS	TEAM	GP	PKG
Jaime Moreno	DC*	340	44
Landon Donovan	LA*	303	28
Preki	KC*	242	23
Jeff Cunningham	CLB*	365	20
Carlos Ruiz	DC*	182	16
Amado Guevara	TOR*	153	15
Dwayne De Rosario	DC*	324	14
6 players tied with 13			

GAMES PLAYED IN GOAL	TEAM	GP
Kevin Hartman	NY*	416
Nick Rimando	RSL*	346
Joe Cannon	VAN*	342
Matt Reis	NE*	293
Zach Thornton	CHV*	282
Jon Busch	SJ*	263
Tony Meola	NY*	250
Scott Garlick	RSL*	237
Pat Onstad	DC*	223
Troy Perkins	MTL*	192

GAMES STARTED IN GOAL	TEAM	GS
Kevin Hartman	NY*	411
Nick Rimando	RSL*	346
Joe Cannon	VAN*	341
Matt Reis	NE*	288
Zach Thornton	CHV*	276
Jon Busch	SJ*	262
Tony Meola	NY*	250
Scott Garlick	RSL*	234
Pat Onstad	DC*	223
Troy Perkins	MTL*	192

GOALS AGAINST AVG.	TEAM	GP	MIN	SHTS	SVS	GA	GAA	W-L-T	SHO
Jimmy Nielsen	KC	128	11497	430	304	126	0.99	57-38-32	45
Kasey Keller	SEA	93	8264	367	270	97	1.06	44-22-25	30
Donovan Ricketts	POR*	135	11961	527	381	146	1.10	60-34-37	46
Bounaoundoul	NY*	99	8823	474	363	111	1.13	36-36-25	32
Pat Onstad	DC*	223	20076	952	698	254	1.14	93-59-70	64
Nick Rimando	RSL*	346	31293	1637	1222	415	1.19	151-118-7	108
Josh Saunders	RSL*	59	5086	237	169	68	1.20	32-13-12	20
Kevin Hartman	NY*	416	37260	1975	1474	501	1.21	180-143-8	112
William Hesmer	CLB*	133	11965	582	421	161	1.21	60-40-33	42
Tally Hall	HOU	106	9516	429	300	129	1.22	41-31-34	28
Minimum: 4500 minutes played									

SAVES PERCENTAGE	TEAM	GP	SAVES	SOG	PCT
Brad Friedel	CLB	38	177	234	75.6
Bounaoundoul	NY*	99	363	488	74.4
Jon Busch	SJ*	263	979	1329	73.7
Tony Meola	NY*	250	1136	1546	73.5
Tim Howard	NY	85	442	607	72.8
Kasey Keller	SEA	93	270	372	72.6
Jorge Campos	CHI*	51	195	269	72.5
Joe Cannon	VAN*	342	1331	1843	72.2
Mark Dodd	DAL	92	495	686	72.2
Kevin Hartman	NY*	416	1474	2043	72.1
Minimum: 175 saves					

* Played for more than one team; most recent team listed.

MINUTES PLAYED IN GOAL	TEAM	MIN
Kevin Hartman	NY*	37260
Nick Rimando	RSL*	31293
Joe Cannon	VAN*	30732
Matt Reis	NE*	25936
Zach Thornton	CHV*	24935
Jon Busch	SJ*	23585
Tony Meola	NY*	22555
Scott Garlick	RSL*	21171
Pat Onstad	DC*	20076
Troy Perkins	MTL*	17257

GOALKEEPER WINS	TEAM	GP	WON
Kevin Hartman	NY*	416	180
Nick Rimando	RSL*	346	151
Zach Thornton	CHV*	282	131
Joe Cannon	VAN*	342	119
Matt Reis	NE*	293	110
Scott Garlick	RSL*	237	107
Jon Busch	SJ*	263	104
Tony Meola	NY*	250	97
Pat Onstad	DC*	223	93
Troy Perkins	MTL*	192	70

GOALKEEPER LOSSES	TEAM	GP	LOST
Kevin Hartman	NY*	416	143
Joe Cannon	VAN*	342	141
Nick Rimando	RSL*	346	118
Tony Meola	NY*	250	109
Matt Reis	NE*	293	98
Zach Thornton	CHV*	282	97
Scott Garlick	RSL*	237	93
Jon Busch	SJ*	263	77
Troy Perkins	MTL*	192	72
Mike Ammann	DC*	125	67

SAVES	TEAM	GP	SVS
Kevin Hartman	NY*	416	1474
Joe Cannon	VAN*	342	1331
Nick Rimando	RSL*	346	1222
Tony Meola	NY*	250	1136
Matt Reis	NE*	293	1114
Scott Garlick	RSL*	237	1021
Zach Thornton	CHV*	282	987
Jon Busch	SJ*	263	979
Pat Onstad	DC*	223	698
Troy Perkins	MTL*	192	647

SHUTOUTS	TEAM	GP	SHO
Kevin Hartman	NY*	416	112
Nick Rimando	RSL*	346	108
Joe Cannon	VAN*	342	86
Jon Busch	SJ*	263	76
Zach Thornton	CHV*	282	76
Matt Reis	NE*	293	75
Pat Onstad	DC*	223	64
Tony Meola	NY*	250	62
Scott Garlick	RSL*	237	48
Troy Perkins	MTL*	192	48